

Global Challenges. Innovative Solutions.
The Rockefeller Foundation 2004 Annual Report

TABLE OF CONTENTS

02 PRESIDENT'S LETTER

04 2004 – THE YEAR IN REVIEW

20 HOW WE WORK

22 ROCKEFELLER FOUNDATION IN BRIEF

23 CONTACTING THE FOUNDATION ABOUT GRANTS

24 PROGRAM GOALS

28 2004 GRANTS

30 CREATIVITY & CULTURE

32 FOOD SECURITY

37 HEALTH EQUITY

40 WORKING COMMUNITIES

47 GLOBAL INCLUSION

50 REGIONAL PROGRAMS

56 ASSETS AND CAPACITIES

66 2004 FINANCIAL REPORTS

68 TREASURER'S LETTER

71 INDEPENDENT AUDITORS' REPORT

72 STATEMENTS OF FINANCIAL POSITION

73 STATEMENTS OF ACTIVITIES

74 STATEMENTS OF CASH FLOWS

75 NOTES TO FINANCIAL STATEMENTS

82 TRUSTEES AND STAFF

420 Fifth Avenue
New York, New York
10018-2702 U.S.A.
www.rockfound.org

The Rockefeller Foundation 2004 Annual Report



PRESIDENT'S LETTER

Stepping into the presidency of the Rockefeller Foundation in early 2005 has been at once exhilarating and humbling. While this has been a period of substantive accomplishment, we must now build on that recent work and on our great history and legacy as we move the Foundation forward.

It is a legacy that sets an impressive standard for new achievement. Over the course of a 92-year history, the Foundation and its many partners established the first schools of public health, developed a vaccine against yellow fever, funded the global agricultural modernization known as the Green Revolution, created fellowships that have helped train hundreds of scientists, medical practitioners and public servants in many parts of the developing world, and provided early and persistent support for educational equality in the United States. Over that time, the Foundation has been true to a steady vision of addressing the root causes of global problems through a combination of pursuing deeper knowledge and creating practical solutions.

This annual report is testimony to both that breadth of effort and steadiness of vision. It describes grants for soil improvement and crop breeding and for the creation of agricultural markets in Africa that have begun to undo the isolation and seeming powerlessness of small farmers in remote communities. AIDS clinics in Asia and Africa are making a life-and-death difference in places previously untouched by hope. The transformation of elementary and secondary education in Kenya and Uganda finally open the prospect of universal public education there—a once-distant goal that much of the rest of the world takes for granted. In the United States, our investments in community development and new partnerships to end long-term homelessness through supportive housing now fuel ambitions that were unimaginable a few decades ago when those movements first started to grow.

Yet for all its steadiness of vision, the Foundation has likewise distinguished itself by adapting, re-examining its environment, adjusting strategy and continually searching for new understanding that might lead to new ways of working. That adaptability, in an ever-changing world, is the most pressing responsibility for anyone stepping into the presidency of this institution. We will be judged partly by our alertness to these signals and by the inventiveness with which we respond to them.

Our business is promoting change, and much of our work consists of building and improving institutions. Those aspirations apply as much within our walls as in the communities where we work. Proud as I am to present this report—full of work that I can praise unreservedly—I am likewise determined that in the coming years we will expand and enrich this record of accomplishment, build beyond it and rise to whatever demands the new century will place on us and on philanthropy as a whole.

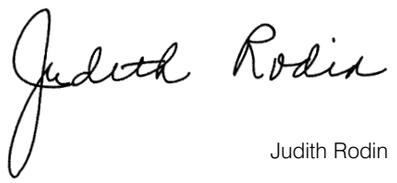

Judith Rodin



2004 – THE YEAR IN REVIEW

In the new global marketplace of instant communication and capital flows, a widening gulf divides those who are connected to the world's intricate exchange of information and wealth from those who are not. More and more, skillful participation in the worldwide network of knowledge and capital is an essential condition of prosperity. An inability to take a place in that network, or an inability to make full use of the place one occupies, is a near guarantee of material privation and cultural isolation. Seen in that light, the Rockefeller Foundation's commitment to *the poor and excluded* is not merely a two-part nod to separate realms of human need, one economic and the other social. It is a recognition that, today more than ever, exclusion *is* poverty, and vice versa. Addressing one demands a careful reckoning with the other, or else neither is likely to budge.

The mechanics of exclusion and isolation work in myriad ways, often through institutions and systems whose purposes (and many of whose effects) are largely benign. Intellectual property and trade policies that protect the inventors of new products and research methods surely encourage innovation and inquiry. But their side effects include barring the gates to those same products and processes for whole regions that lack the wealth and markets needed to gain entry. Widening channels of travel, information and labor mobility create unprecedented opportunity for people to make better lives in faster-growing, labor-hungry parts of the world. But they also make it far more likely that the places left behind will lose more of their precious store of talent and enterprise in an accelerating brain drain. Even when products, technologies and work become available in poorer countries, the scarcity of capital, education and leadership in those countries may mean that these benefits won't end up—or won't be put to effective use—in the places where they are most needed.

To be sure, globalization has brought real advantages even to some countries that had largely been locked out of earlier waves of development. And in any case, globalization and its side effects make up just a portion of the issues on which we focus our work. Still, the battle against exclusion and isolation—whether from product and labor markets, from sources of innovation and technological advancement, from advances in health care, from artistic and scholarly exchange, or from public forums where policy in all these areas is hammered out—is a crucial thread uniting much of our thought and effort. Creating more opportunity to participate in these global networks, and to derive greater benefit from them, is a fundamental ambition of all our programs. Because no annual report can cover the full wealth of ideas, activity and investment that make up the Foundation's year, we have sought to view 2004's efforts through the clarifying lens of one idea that motivates us, and that rests at the very core of our mission: expanding the opportunities for poor people and communities to better participate in the global web of information, creativity, care and commerce.



The Science and Economics of Food Security

For decades—at least since the Green Revolution of the 1960s and '70s—funders of international development programs have been frustrated by the difficulty of bringing the benefits of higher crop yields to many of the world's poorest communities and farmers. This selective exclusion from the benefits of agricultural science has been especially pronounced in sub-Saharan Africa, for a tangle of reasons that include complex weather conditions, limited government capacity, scant infrastructure, and markets for both inputs and crops that remain concentrated in cities and coastal areas.

One lesson of this experience has been that development and distribution of seeds and soil nutrients needs to be accompanied by stronger market forces. Our grants and investments therefore increasingly focus on building a network of small businesses that develop, package and distribute inputs for small farmers, and on creating remunerative outlets for the larger harvests that result.

For example, one crucial missing factor in rural markets has been a lack of community-level retailers who can get seed and fertilizer from regional wholesalers into the hands of small-scale farmers. Among our investments in the past few years have been support for networks of family shops in rural villages—"stockists" who have traditionally sold basic household necessities, usually in their homes—to help them become retailers of essential farming inputs to their neighbors. We have supported a team of nongovernmental organizations that help train and supply the stockists, who in turn help to train farmers in how to use the inputs most effectively.

At the other end of production, we have supported cereal banks to collect, grade and market surplus grain in bulk, thus getting a better return for farmers and ensuring that excess product gets to processors who can turn it into usable products. Some of our philanthropic venture-capital investments also go to small or rural processing firms that create end products, such as animal feed, that farmers need and can afford.

Another lesson has been that only Africans can ultimately solve Africa's problems. Our main philanthropic goal must therefore be to support and expand the indigenous expertise—individual, institutional and society-wide—that can advance the work of development. One example is in plant breeding. There were, as of the end of 2004, fewer than 100 Ph.D. plant breeders working in national crop-improvement programs throughout all of southern and eastern Africa—a region of some 250 million people whose economy is dominated by agriculture. Our commitment to academic centers for the doctoral training of additional plant breeders will roughly double the available expertise. That will mean not only more scientists available to work with local farmers on their specific problems, but also stronger research institutions that can continue to draw more people into the field and encourage them to stay.









Advancing Health Amid Poverty

Just as in agriculture, progress in health care in poor societies likewise depends on more than just developing new products—in this case, more effective vaccines, drugs and treatments. Even as some companies have begun to provide free or discounted medicines, many poor, isolated and rural areas still have no way of delivering these products to everyone who needs them, administering and supervising their use, and ensuring that supplies continue uninterrupted once treatment begins.

Thus the Foundation's commitment to global health begins with investment in five major public/private partnerships advancing research on several of the most urgent needs in developing countries, particularly vaccines for AIDS and pediatric dengue fever, microbicides to protect women from sexually transmitted diseases, and drugs to fight malaria and tuberculosis. Of these, the quest for microbicides and malaria treatments seem closest to fruition in the next few years, though all of them are still some distance from proving their full potential. Still, consider the prospect of a microbicides breakthrough: potentially arming women with a defense against HIV transmission, one they can control and administer themselves. It could profoundly alter the epidemiology of AIDS and other sexually transmitted diseases, which are among the world's most discriminatory yet preventable causes of death. Yet this is precisely the kind of low-return investment (at least initially) on which unprompted market forces have been too weak to bring about fundamental change. It is precisely the right terrain for global, collaborative philanthropy.

Yet beyond the development of new drugs, the challenge of providing adequate health care and prevention is an urgent problem in poor societies, one that the new global economy threatens to worsen rather than improve. "On the front line of human survival," says a report from a Foundation-sponsored project called the Joint Learning Initiative, "we see overburdened and overstressed health workers—too few in number, without the support they so badly need—losing the fight. Many are seeking a better life and more rewarding work by departing for richer countries." Based partly on the lessons of the Joint Learning Initiative, we have lately dedicated more of our grantmaking to international efforts that support countries in formulating complete health workforce strategies aimed at training and retaining dedicated professionals.

Yet effective delivery of care and treatment isn't solely the work of the health professions. Just as important is the web of social, tribal or religious organizations that provide information and basic human services to families who are otherwise unconnected with modern or urban health systems. Several Foundation efforts are therefore beginning to reinforce and link institutions of civil society working in health care, especially HIV/AIDS, in East Africa and the Mekong sub-region of Southeast Asia, where we have regional offices.

The sheer scale of the health problems afflicting countries on the margins of globalization are apt to encourage despondency, even fatalism, among some observers. Yet more and more, our understanding of these challenges, and a gathering consensus about how to address them, provide reasons for hope and continued effort. And in any event, we know for certain that in areas of deepest need, even marginal improvements save thousands of lives and build a platform on which future improvements can rise.







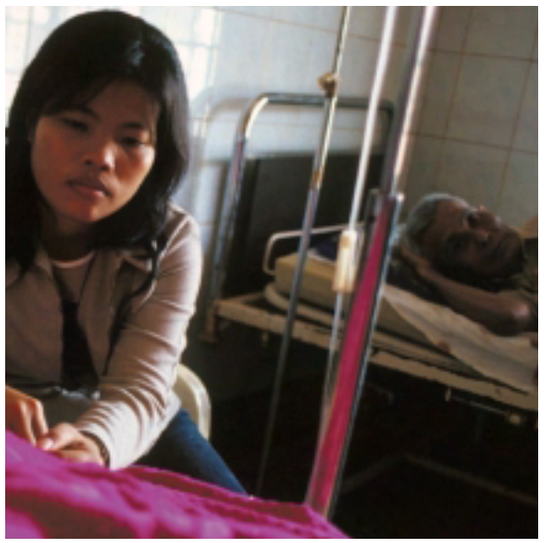

Fostering Communities That Work

Compared with the depths of poverty, hunger and disease around the world, it is deceptively easy to presume that the problems of poverty and exclusion within the United States are much simpler and more easily remediable than those abroad. Indeed, we are told more and more that, in developed countries, market forces will efficiently ease the pains of adjusting to the global economy, and that these forces will work best if left to function without interference from government or philanthropy.

Yet the more closely current market trends are examined, the less encouraging is the picture they yield. Over the last few decades, the world of stable, lifelong jobs has passed; more and more jobs are temporary, part-time, or carry none of the traditional protections of full-time employment, such as health insurance or pensions. Nearly a quarter of the American work force, some 27.5 million employees, earn too little to support a family of four above the poverty line even if working full time and year-round (which many jobs don't allow). Especially among the lowest-paid and least-skilled employees, work in America has more and more become an adjunct of poverty, not a means of escape from it.

Our goal is therefore to understand this changing environment better—both to research its causes and trends and to consider ways of alleviating its harsher consequences. In our various educational and market interventions, the result we hope for is a set of lessons about effective ways of creating opportunity and overcoming obstacles. These lessons can then become the basis of wider policy discussions. In virtually all of our grants, domestic and international, it is the knowledge generated by our work that is our primary contribution.

In some cases, for example, Foundation grants have aimed at promoting employment opportunity and advancement by bringing workforce development services directly into public-housing complexes—an effort that has been shown to pay off in increased earnings. In other cases, we are supporting an expansion of supportive housing for people with long-term disabilities that have left them chronically homeless. After some two decades of experimentation, the combination of housing and supportive services for this population seems to offer a genuine hope of ending long-term homelessness for good, and replacing it with stable, permanent housing and the prospect of an independent life.

In a long tradition of Rockefeller Foundation funding for equity in American public education, the Foundation has in recent years supported a group of organizations pursuing research and public engagement to examine more equitable state funding for schools, particularly in New York, Wisconsin and California. The Foundation's main role in this effort has been to support research that documents the wide disparities in educational quality available to children in poorer and wealthier districts, and means of addressing them. It is cause for reflection that, more than 50 years after the moral clarity of the Supreme Court ruling in Brown v. Board of Education, the court system remains a primary avenue for ensuring that a poor, urban child is provided the same basic learning as for more advantaged youngsters in outlying areas.









An Expansive Approach to Creativity and Culture

For much of its history, the Rockefeller Foundation has found compelling reason to invest in the nonmaterial forces that draw people and cultures together and promote creative thought and understanding: the arts and humanities, including the study of religion. Among many other Foundation efforts in these fields is a long commitment to regional and area studies—support for programs that focus attention on poorly understood or marginalized cultures and forms of expression. Another long-standing theme has been support for individual artists, the underlying source of any society's creative self-expression. The work of emerging artists has always been a difficult field for philanthropy and government. It is impossible for any funder to know, in the heat of emerging new work, what will endure, what will inspire and what will provoke the controversy, derision or hostility that is always the occupational hazard—and sometimes the intent—of the inventive artist.

The Foundation's commitment to creative exploration and to global and national cultural awareness is not an adjunct to our work in development, health and science, but a necessary complement. In the current international climate, it verges on the obvious to note that economic, social and scientific advances proceed or falter in direct relation to their ability to engage the cultural, moral and religious sensibilities of each affected community. Further, the Foundation's work in the arts and humanities has also been an often indispensable way of making sure that our own grantmaking is responsibly grounded in, and takes account of, the values, beliefs and aspirations of the people among whom we work.

Still, the particular form of this grantmaking has changed profoundly over time. It has been necessary to re-examine our work in the arts and humanities periodically, constantly recalibrating the relationship of that work to the Foundation's other activities and goals. In the next few years, for example, we expect to take increasing account of the global dynamics of cultural encounter, exchange and understanding. We will also look for ways of strengthening scholarly and curatorial approaches to the current needs of local, national and regional cultures. And, as in other branches of our work, these threads will be woven together in regional offices, especially in Africa and Southeast Asia, with careful attention to the opportunities and interests of practitioners and communities in each place.









A Regional Lens on the World

The four programs we have just described are one way of looking at the Foundation's activities. Another is to consider the three regions of the world in which we concentrate a significant portion of our work: the Greater Mekong Sub-region of Southeast Asia, eastern and southern Africa, and the families whose lives are divided by the U.S.-Mexican border—what we call the North American Transnational Communities. In each of these regional programs, we focus our attention on the same four themes we have just discussed, but in ways that apply and integrate those lines of work to be of maximum benefit to the people of each region. We also devote particular interest in each place to the people and influences that span national boundaries—migrant communities moving among the nations of the region, regional agriculture and markets, natural conditions that are indifferent to official borders, ethnic and cultural groups whose homes aren't correlated with political lines on maps.

The importance of this regional perspective lies partly in the blurring of boundaries in an increasingly mobile and integrated world. But a considerable reason for our interest in regional issues is also their importance in determining whether people will be included or left out of the web of communication, commerce and culture being woven around them. The ability to grow food; the likelihood of suffering from epidemics or environmental change; the consequences of belonging to a particular culture, caste or religion—all these issues tend to impinge most severely on the most vulnerable communities. Yet often none of these factors is under the control of any single government, and yet may determine whether a community can participate in regional and global opportunities or whether it is effectively excluded.





Contending With Change in Southeast Asia



The Greater Mekong Sub-region—encompassing Cambodia, Vietnam, Laos, Myanmar, Thailand and China's Yunnan Province—is a case in point. After decades of armed conflict, a period of comparative peace in the area is leading to widening economic liberalization, intergovernmental and cultural cooperation, and the formation of cross-border markets for goods, labor and raw materials. In the midst of these largely hopeful trends, of course, come new pressures on the natural and social environment, with far-reaching consequences for traditional livelihoods and ways of life. In the process, disparity of incomes and opportunity is widening among neighboring countries and between educated, urban, mobile workers and those in poorer, more remote areas or in traditionally marginalized ethnic groups. Among the results have been unprecedented flows of migrants and refugees across borders and a corresponding surge in interactions among dispersed families and communities. Along with these disruptions has come, almost inevitably, incursions of crime, drugs and infectious diseases, including soaring rates of HIV/AIDS.

In this context, our Southeast Asia Regional Program has placed its greatest emphasis on understanding the emerging patterns and disparities confronting the sub-region and its constituent peoples, developing capacity to respond, highlighting policy options and sharing knowledge more broadly among all those affected. Our regional efforts combine support for research, grants to strengthen educational and training institutions, support for collaboration among institutions and indigenous organizations, and help in bringing information on successful efforts to the attention of policymakers and the public. Some of our regional grants have been devoted to reinforcing institutions and activities that foster intercultural understanding and communication, such as journalism and museums.

Of particular importance to our work have been the pressures on the Mekong's many marginalized minority groups, especially in relation to their vulnerability to disease and food shortages. More than 30 percent of the region's population is made up of members of some 350 distinct ethnic and cultural minorities, many of whom are not recognized as citizens of the countries in which they reside, and some of whom have been compelled by natural or political circumstances to migrate to countries in which they are not officially welcome. The result is a system of legal exclusions that prevents whole communities from taking part in the economic, political and social life of a region where they have lived since time immemorial. Part of our grantmaking has therefore been devoted to gathering and circulating information on these groups and the consequences of their exclusion.

Supporting New Approaches to Governance in Africa

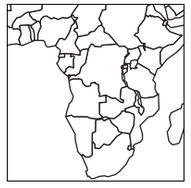

In large sections of eastern and southern Africa—particularly in places where ethnic conflict, persecution and political turmoil don't stand in the way—several national governments have begun to rethink the way state services are rendered and power is distributed across their countries. In the strongest cases, the consequences have been profound and encouraging: increasing delegation of fiscal and policy control to local officials, more flexible and responsive use of power in national capitals, and more tangible benefits to residents of poor areas and rural communities.

This opening up of government is partly the result of a new generation of progressive, better-trained leaders emerging in several countries. In helping to learn from and build on these trends, the Rockefeller Foundation has focused much of its attention on three areas: (1) development of data and communication systems that can equip local and national governments with the information they need to make effective decisions; (2) investment in universities and professional schools to help expand the pool of well-trained leaders in public and nongovernmental agencies; and (3) help to build and strengthen the networks linking people and organizations involved in these sweeping changes. The role of education and information in all these efforts is a crucial unifying theme.

Another Rockefeller Foundation priority in recent years, likewise linked to education, has been expanding educational opportunity for Africa's women and girls. Of all the factors that determine a newborn child's chances of survival and later development, nutrition and health, among the most powerful is the education of that child's mother. Even a very basic education for an African girl or mother greatly improves the likelihood that her children—including her daughters—will enjoy better health and receive an education at least as good as their mother's.





Understanding Transnational Communities



Like earlier waves of immigrants into the United States, recent migrants from Mexico have contributed in countless ways to American society while also maintaining connections with relatives and communities in their native country. But more than for any previous immigrant group, Mexican Americans have been able to remain close to, even active in, the political and cultural life of their original cities and villages even while establishing roots in the United States. The ease of travel and communication in both directions has made it possible to preserve strong connections to community and family that stretch across political boundaries and thousands of miles of geographic separation. Among other forms of transnational exchange among Mexican immigrants has been the increasingly common practice of remitting a portion of the U.S. income they earn back to the families and localities from which they came. These remittances have grown so large in the aggregate that by now they are at least equivalent to oil revenues as a source of Mexico's foreign income.

Increasingly, these remittances appear to be more than private transactions solely between members of the same family. Over the years, Mexicans in many parts of the United States have come together in associations based on the states and localities from which they emigrated. Increasingly, these hometown associations have begun raising and pooling money for projects to improve their Mexican communities. Though most of the associations are individually small, the projects to which they direct their funds are often large developments like roads, water and sewer systems, churches, and schools—projects with significant consequences for short-term employment (during construction) and for longer-term economic and cultural development.

The bonds of family and community extending across the U.S.-Mexico border are not purely economic. Along with more-frequent travel and communication have come changes in the way families think about the decision to emigrate and how they preserve family ties across borders. Little by little, the culture and values of each country come to influence and blend with those of the other—within individual families at first, but inevitably in the wider communities where they live as well. The religious and civic organizations in which immigrants are active, both in the United States and in their places of origin, naturally adapt to these new patterns and interests, becoming, to some degree, transnational themselves.

While it is virtually certain that transnational ties and hometown associations are a sign of some important trends in the relationship between Mexican and U.S. communities, just where those trends might lead is still unknown. Might these organizations become important vehicles for helping lower-income, recent immigrants accommodate to life in the United States while supporting families and communities back home? Could they become a constructive response to the continuing poverty of many Mexican-American communities? And as more Mexican families escape such poverty and accumulate assets in the United States, will their connections to Mexican life remain strong and become a source of deepening influence, or gradually fade, as has happened with earlier waves of immigrants?

The Foundation's grants in this area are aimed, for now, at learning more about the effects of these new cultural, social and economic relationships in both countries. Our goal is to learn, first, about the scope and organization of transnational life across this one border and, second, to see if it yields lessons for transnational communities elsewhere.

Global Rule-Making and the Poor

Among the means by which poor nations and communities remain excluded from full participation in global society are some of the very rules, bodies and practices set up to promote globalization and increase its benefits. Participating in regional and global negotiations is hugely demanding in time, cost, expertise and personnel, among other things. It is unlikely that a small, struggling society can participate on an equal footing with large, developed nations—even when procedures are scrupulously fair and issues of equity are intentionally thought through.

To gain the benefits of worldwide interaction, innovation and growth, poor countries therefore need a stronger voice in global policy- and rule-making. That includes not just formulating strategy and negotiating more effectively at multilateral meetings. It also involves the ability to formulate policies within each country to deal effectively with international competition and trade, cultural influences from abroad, the promise and perils of technology, and other challenges of advancing globalization. Those policies, and the development needs they address, will necessarily be different from country to country, and in some cases among regions and communities within countries. Reckoning with all these demands presupposes a keen ability to marshal information and expertise, both within governments and more broadly from civil society in each country and region.

One significant portion of our more recent work has therefore focused on helping developing countries grapple with global issues on which much of their future depends—such as science and technology, the restrictions and protection of intellectual property, or the rules negotiated to govern international trade—and on building the knowledge and information systems that undergird effective policy-making and negotiation. In one cluster of grants, for example, we have sought ways of informing the debate in developing countries over the adoption and use of science and technology for development. In other cases, we have supported the collection and dissemination of information on trade, technology and other issues in globalization to help arm countries and nongovernmental organizations with better information to advance their interests.

The effect of any one of these grants, or even of any one foundation, will probably be modest, though taken together, they may well contribute to a gradual change in the ability of developing countries to participate more effectively in international debates. Recent years have seen a steadily rising interest and commitment among international philanthropy, donor agencies and national governments in helping to expand the circle of participation, influence and growth associated with globalization. Results are beginning to appear, in the form of new organizations to promote the sharing of knowledge and the extension of scientific and industrial progress, new forms of public and private collaboration, and more ambitious attempts to widen the influences in international policy discussions. Whether these efforts will be effective, and whether their results will genuinely benefit people and communities who are now relegated to the margins of commerce and technology, may be the most important question facing the world—and especially global philanthropy—as the 21st century unfolds.









HOW WE WORK

22
ROCKEFELLER FOUNDATION
IN BRIEF

23
CONTACTING
THE FOUNDATION
ABOUT GRANTS

24
PROGRAM GOALS



ROCKEFELLER FOUNDATION IN BRIEF

MISSION

The Rockefeller Foundation is a knowledge-based global foundation with a commitment to enrich and sustain the lives and livelihoods of poor and excluded people throughout the world.

DATA

- Founded in 1913.
- $3.2 billion in assets (December 31, 2004).
- $124 million in grants, fellowships and programmatic investments in 2004.
- 186 employees worldwide.

HISTORY

- Established the first schools of public health.
- Provided early support in the United States for education "without distinction of sex, race or creed."
- Developed the vaccine to prevent yellow fever.
- Supported the establishment of international cultural institutions, including Lincoln Center in New York City and the Berkshire Music Festival at Tanglewood in western Massachusetts.
- Funded the modernization of agriculture in the developing world, known as the Green Revolution.

OFFICES

Headquarters in New York City (United States), regional offices in Bangkok (Thailand), Nairobi (Kenya) and San Francisco (United States), and a conference and study center in Bellagio (Italy).

PHILANTHROPIC APPROACH

- **Improving Opportunities for Poor People.** We are committed to working with poor people to achieve lasting improvements in their lives.
- **Using Knowledge.** We generate new, and harness existing knowledge to address the complex challenges faced by poor people.
- **Global.** We view poverty globally and are committed to working with poor people on the ground in targeted regions of the world.
- **Focusing on Lives and Livelihoods.** Our work addresses the everyday challenges to poor people's lives and livelihoods.

CONTACTING THE FOUNDATION ABOUT GRANTS

PROGRAMS

- Creativity & Culture: Promoting arts, humanities and cultural institutions.
- Health Equity: Improving the health of poor and marginalized people.
- Food Security: Advancing developing country agriculture.
- Working Communities: Improving employment, education and housing.
- Global Inclusion: Extending globalization's benefits to poor people.
- Africa Regional Program: Improving the capacity of people and institutions.
- Southeast Asia Regional Program: Responding to emerging cross-border challenges.
- North America Regional Program: Focusing on transnational communities.
- Assets and Capacities: The Bellagio Study and Conference Center, Program Venture Experiment and The Philanthropy Workshop.

The Foundation seeks opportunities that will advance its long-term goals of improving the lives of poor and excluded people and the communities in which they live. Grants are made through our primary programs which focus on: eradicating poverty and hunger, minimizing the burden of disease, improving employment opportunities, increasing the availability and quality of housing and schools, stimulating creativity and cultural expression, and extending globalization's benefits to poor people.

The "Program Goals" section of this report reflects Foundation goals and strategies in 2004. The Foundation periodically refines its strategies and programs to adequately respond to changes impacting poor and excluded people. To determine if your organization's project aligns with the Foundation's goals, please visit **www.rockfound.org.** You may then want to send a brief letter of inquiry addressed to the director of the subject area of interest, **The Rockefeller Foundation, 420 Fifth Avenue, New York, NY 10018.** Inquiries can also be sent electronically to the e-mail addresses on each program description page.

Letters of inquiry should briefly describe the issues that the proposed project would address; information about the organization's experience in the field; estimated budget for and expected duration of the project; and qualification of key personnel involved in the project. Please do not send attachments.

Letters of inquiry will be considered as they are received throughout the year. Inquiries take from six to eight weeks for review. Organizations submitting inquiries that Foundation staff think might contribute to a defined program will be asked to submit a full proposal.

As a matter of policy, the Foundation does not give or lend money for personal aid to individuals or, except in rare cases, fund endowments, or contribute to building and operating funds.

PROGRAM GOALS

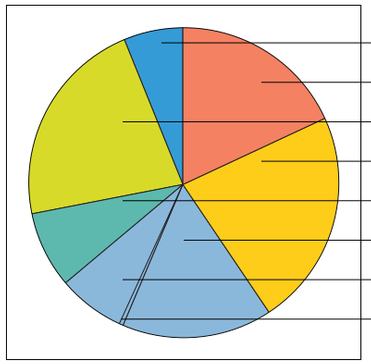

CREATIVITY & CULTURE	$ 7,578,000
FOOD SECURITY	$ 22,651,000
HEALTH EQUITY	$ 27,157,000
WORKING COMMUNITIES	$ 28,044,000
GLOBAL INCLUSION	$ 10,030,000
REGIONAL PROGRAMS	$ 19,661,000
ASSETS & CAPACITIES	$ 8,843,000
PROGRAM VENTURE EXPERIMENT	$ 125,000
TOTAL	$ 124,089,000

CREATIVITY & CULTURE

PROMOTING THE ARTS, HUMANITIES AND CULTURAL INSTITUTIONS

Goal: To give full expression to the creative impulses of individuals and communities in order to enhance the well-being of societies and better equip them to interact in a global and dynamic world.

Artists, cultural workers and the institutions that support them are vital to community resiliency. They help people and their communities comprehend and articulate their needs and aspirations. A community rich in culture is better equipped to withstand and respond to the stresses of poverty, migration, violence and discrimination.

The Foundation supports cultural organizations, artists and humanists seeking to understand and interpret the interaction of people's beliefs and ideas in today's global world. We support scholarship in multiple disciplines including gender, ethnic and religious studies; and fund the presentation of traditional and contemporary artistic work focusing on the performing and media arts and digital media.

Inquiries: creativity@rockfound.org.

FOOD SECURITY

ADVANCING DEVELOPING-COUNTRY AGRICULTURE

Goal: To improve the lives of the rural poor through the generation of agricultural technologies, and support for institutions and policies that improve food security in areas of sub-Saharan Africa and Asia bypassed by the Green Revolution.

Nearly 3 billion people living in rural areas of developing countries depend on agriculture for their livelihoods. For these farming families, having enough food at all times to live normal active lives is a path out of poverty. And for their countries, adequate food production is an imperative of economic development.

The Rockefeller Foundation is supporting people, institutions and scientific innovation in sub-Saharan Africa and parts of Asia to dramatically increase food production by generating new crop varieties, developing more dependable and sustainable soil conservation and enrichment techniques, and improving access to markets where small farmers can buy seeds and fertilizer and sell any surplus harvest. The Foundation is also working with public- and private-sector partners to extend the benefits of new agricultural knowledge to those who need them most.

Inquiries: food@rockfound.org.

WORKING COMMUNITIES

IMPROVING EMPLOYMENT, EDUCATION AND HOUSING

Goal: To transform poor urban neighborhoods into working communities—safe, healthy and effective neighborhoods—by increasing the amount and quality of employment, improving the quality of all urban schools, and revitalizing poor neighborhoods through mixed-income community development.

To help ensure that all Americans, especially those from traditionally poor and underserved communities, can achieve stable livelihoods and become full and productive members of the community, the Rockefeller Foundation focuses on strategies to improve employment, provide quality education and foster decent, affordable housing.

The Foundation supports programs to improve wages and benefits at the low end of the labor market as well as training and placement in higher-wage growth-industry jobs with opportunities for mobility. We fund research and public engagement to address the education needs of low-income children; and support institutions and policies that promote affordable housing and mixed-income communities.

Inquiries: work@rockfound.org.

HEALTH EQUITY

IMPROVING THE HEALTH OF POOR AND MARGINALIZED PEOPLE

Goal: To reduce avoidable and unfair differences in the health status of populations.

Poor people—in both poor and rich countries—are sicker and die younger. They often live in areas with inadequate health systems and have not benefited from the dramatic scientific advances of the past century. For example, of the nearly 1,400 new drugs entering the market in the last quarter of the 20th century, just 16 were for tropical diseases or tuberculosis, which mainly afflict poor societies in huge numbers.

The Foundation supports programs to accelerate the development of vaccines and medicines for diseases like malaria, HIV/AIDS and tuberculosis that are associated with poverty. We fund research to determine strategies to increase the quantity and quality of trained health workers in developing countries. And the Foundation is supporting research to better understand and address the prevention, care and mitigation of the HIV/AIDS epidemic.

Inquiries: health@rockfound.org.

GLOBAL INCLUSION

EXTENDING GLOBALIZATION'S BENEFITS TO POOR PEOPLE

Goal: To help broaden the benefits and reduce the negative impacts of globalization on vulnerable communities, families and individuals around the world.

Poor people can more fully benefit from globalization's tremendous technological, economic and social changes if they can gain access and are adequately equipped to participate in decision-making processes affecting the future of their communities.

The Foundation supports the inclusion of poor people and their representatives in critical global dialogues around issues such as intellectual property, economic integration, and the adoption and appropriate use of technology. We also support The Philanthropy Workshop, a program to maximize new philanthropists' effectiveness in working with poor and excluded communities in developing countries.

Inquiries: global@rockfound.org.

AFRICA REGIONAL PROGRAM

IMPROVING THE CAPACITY OF PEOPLE AND INSTITUTIONS

Goal: To contribute to the revitalization of the African continent by building the required human and institutional capacity and providing critical information that will promote effective approaches to improving the lives and livelihoods of the poor.

Development that benefits the majority of Africans requires committed local and national leadership, better educational opportunities at all levels and policies that directly benefit poor people.

The Foundation supports the access to quality universal primary education with special attention to removing the barriers against girls' full participation. We are working to strengthen universities' ability to contribute to social, economic and political progress on the continent. We also fund research to improve the quality of local and national information needed on food, work and health to better understand and address the root causes of poverty.

The Foundation advances this work from its Africa Regional Office in Nairobi, Kenya.

Inquiries: info@rockfound.org.ke.

SOUTHEAST ASIA REGIONAL PROGRAM

RESPONDING TO EMERGING CROSS-BORDER CHALLENGES

Goal: To enhance the capacity of people and institutions in the Greater Mekong Sub-region to better understand and respond to cross-border and intercultural challenges arising from regional integration.

Profound economic and social changes in the Greater Mekong Sub-region of Southeast Asia have led to trends such as migration, the cross-border spread of disease, and a disruption in the lives and livelihoods of marginalized, upland, ethnic communities.

Many of the challenges affecting the region go beyond political boundaries and cannot be addressed by national policies alone. Thus the Foundation is funding work to better equip local organizations to understand and respond to the impacts and opportunities of regional development, including efforts to better address the emerging health, food security and cultural needs of the region's most affected communities.

The Foundation advances this work from its Southeast Asia Regional Office in Bangkok, Thailand.

Inquiries: rf-bkk@rockfound.or.th.

NORTH AMERICA REGIONAL PROGRAM

FOCUSING ON TRANSNATIONAL COMMUNITIES

Goal: To support the well-being of the transnational poor by improving the understanding of livelihood choices and new forms of culture and identity.

Across the United States, Mexican and other migrants have assumed an increasingly vital economic, political and cultural role in their local communities. Migrant groups are also devising innovative ways to mitigate the stresses of their transnational experience and to catalyze economic development in their communities of origin.

The Foundation is supporting research to better understand the impacts of migration on the social, cultural and economic dynamics in rural communities in Mexico and major U.S. cities, as well as strengthening the capacity of migrants' organizations to contend with these issues.

The Foundation advances this work from its New York headquarters.

Inquiries: natc@rockfound.org.

THE BELLAGIO STUDY AND CONFERENCE CENTER

The Bellagio Study and Conference Center, through its conference and residency programs, promotes achievements in scholarship, artistic creation and public affairs. Deliberately interdisciplinary, the Center brings together for periods of time talented and dedicated people who, through their interaction, are able to envision and achieve what otherwise might not be possible.

Applications are available on the Foundation Web site.

PROGRAM VENTURE EXPERIMENT

The Program Venture Experiment (ProVenEx) seeks to catalyze private-sector investments in areas that will benefit poor and excluded people. Through this program, the Foundation makes investments that are structured using market principles in early-stage and growing businesses that focus on improving food security in developing countries, minimizing the burden of disease, improving employment opportunities, increasing the availability and quality of housing and schools, and stimulating creativity and cultural expression.

Inquiries: provenex@rockfound.org.

2004 GRANTS

30
CREATIVITY & CULTURE

32
FOOD SECURITY

37
HEALTH EQUITY

40
WORKING COMMUNITIES

47
GLOBAL INCLUSION

50
REGIONAL PROGRAMS

56
ASSETS AND CAPACITIES

CREATIVITY & CULTURE
FOOD SECURITY
HEALTH EQUITY
WORKING COMMUNITIES
GLOBAL INCLUSION
REGIONAL PROGRAMS
ASSETS AND CAPACITIES







SUPPORT FOR INDIVIDUAL ARTISTS

Amrita Performing Arts, Oakland, California: $60,000 toward general operating support of its mission to assist in the revival of Cambodian performing arts.

Asian American Arts Alliance, New York, New York: $40,000 toward the costs of its 20/20 Vision Campaign, a strategic planning initiative to stabilize and redirect services to the Asian Pacific American cultural community in New York.

Creative Capital Foundation, New York, New York: $1,300,010 toward the costs of the Multi-Arts Production Fund, a program that supports the creation of new work in the performing arts.

Creative Capital Foundation, New York, New York: $150,000 for general support of its mission to support artists pursuing innovative approaches to form and content in the media, performing and visual arts, as well as in emerging arts fields.

Foundation-administered project: $437,000 toward the costs of developing a new philanthropic initiative that seeks to affirm the importance of creativity in a democratic society through support for individual artists and their work.

Grantmakers in the Arts, Seattle, Washington: $15,000 toward general operating support of its mission to strengthen the field of private-sector arts-and-culture grantmaking.

Harare International Festival of the Arts, Harare, Zimbabwe: $35,000 toward the costs of its 2004 Pan-African Program.

National Alliance for Media Arts and Culture, San Francisco, California: $100,000 toward the costs of a public education campaign for "Deep Focus: The Future of Independent Media."

National Association of Latino Independent Producers, Santa Monica, California: $100,000 for support of three initiatives—its Latino Writers Lab, Latino Producers Academy and Latino Media Resource Guide—that seek to increase Latino presence in all aspects of media production.

National Performance Network, New Orleans, Louisiana: $100,000 to support the creation and exhibition of new work and promote the exchange of diverse approaches to advancing the performing arts field.

National Video Resources, New York, New York: $1,092,733 toward the costs of The Program for Media Artists, a program that supports film, video and multimedia artists.

National Video Resources, New York, New York: $15,000 for the ongoing activities of Grantmakers in Film and Electronic Media and the Council on Foundation's Film and Video Festival.

New England Foundation for the Arts, Boston, Massachusetts: $24,600 toward the costs of "Field Inquiry: Creative Practice in the 21st Century," a project investigating the current methods of creative practice in the performing arts.

New York Foundation for the Arts, New York, New York: $80,000 toward post-production costs of "Been Rich All My Life," a documentary project featuring the "Silver Belles," a tap troupe comprised of women who were members of the Apollo Theatre chorus in the 1930s.

Zest for Life Foundation, New York, New York: $500,000 toward the costs of its Maisha program, a filmmakers laboratory and training program dedicated to the support and development of screenwriters and directors in East Africa.

UNDERSTANDING CULTURAL CONTEXTS AND FRAMEWORKS

CULTURAL INDICATORS

Americans for the Arts, Washington, D.C.: $75,000 toward the costs of developing a National Arts Index that will measure the vitality of the arts in the United States.

City Lore: The New York Center for Urban Folk Culture, New York, New York: $70,000 toward the costs of City of Immigrants, a mapping of and online dialogue about the cultural assets of New York City, which will be added to City Lore's larger City of Memory interactive "storymap" and Web site.

Field Museum, Chicago, Illinois: $100,000 toward the costs of an ethnographic study incorporating asset-mapping techniques to examine the social, cultural and artistic resources of recent Mexican immigrants in Chicago.

University of California, Los Angeles, Los Angeles, California: $100,000 for use by its Center for the Study of Urban Poverty toward the costs of a research project to describe and examine the ways in which arts, culture and creative expression are present, valued and supported in immigrant, particularly transnational, communities in Los Angeles.

University of Illinois at Urbana-Champaign, Urbana, Illinois: $100,000 for use by its Team Engineering Collaboration toward the costs of an ethnographic study incorporating asset-mapping techniques to examine the social, cultural and artistic resources of recent Mexican immigrants in Chicago.

CULTURAL POLICY

Princeton University, Princeton, New Jersey: $100,000 for use by its Center for Arts and Policy Studies toward the costs of research and meetings on: (1) inequality in access to and usage of the Internet; (2) intellectual property issues in the arts; (3) national trends in arts participation; and (4) arts in new immigrant communities.

Vanderbilt University, Nashville, Tennessee: $85,000 for use by its Curb Center for Art, Enterprise and Public Policy toward the costs of a conference and related research papers on the subject of "Gatekeepers in the U.S. Cultural System: Changing economics, institutions and influence."

William J. Brennan Jr. Center for Justice, New York, New York: $100,000 toward the costs of its Free Expression Policy Project, which provides information and analysis on free expression issues.

THE PUBLIC DOMAIN

Duke University, Durham, North Carolina: $100,000 for use by its Center for the Study of the Public Domain at Duke Law School, toward the costs of the "Duke Project on Intellectual Property, Art and Culture," an investigation of how intellectual property affects creativity and the legality of creative practices.

LINKING SCHOLARSHIP TO PRACTICE

HUMANITIES

American Council of Learned Societies, New York, New York: $100,000 toward the costs of planning a program designed to empower scholar-teachers to help improve university curricula and connections to their communities.

Feminist Press, New York, New York: $20,000 toward the costs of travel for the editorial team of the volume of "Women Writing Africa—Northern Region" to participate in a team residency at the Bellagio Study and Conference Center, Italy, February 2005.

PARTNERSHIPS AFFIRMING COMMUNITY TRANSFORMATION (PACT)

American Composers Forum, St. Paul, Minnesota: $100,000 toward the costs of researching and designing an assessment service that will help arts organizations and participating artists demonstrate the value of artistic collaboration in building vigorous communities.

Art in the Public Interest, Saxapahaw, North Carolina: $202,992 in support of its work, especially through its Community Arts Network, to promote growth and stability of the community arts field.

Foundation-administered project: $30,000 toward the costs of a consultancy to assist in advancing the work of the PACT program.

Foundation-administered project: $60,000 toward the costs of a convening to reshape the PACT program to focus on community cultural and economic development.

ROLE OF RELIGION IN BUILDING CIVIL SOCIETY

Harvard University, Cambridge, Massachusetts: $300,000 toward the costs of its Pluralism Project, a research initiative to document and disseminate information about religious pluralism in the United States.

Interfaith Youth Core, Chicago, Illinois: $100,000 toward general support of its mission to build a movement that encourages religious young people to strengthen their religious identity, build interreligious understanding and cooperate to serve communities.

World Conference on Religion and Peace, New York, New York: $1,000,000 for continued support of its efforts to build and expand sustainable multireligious networks collaborating for the common good.

EXPLORATIONS AND OTHER

Art Science Research Laboratory, New York, New York: $100,000 toward the costs of a project to create a digital archive and learning center for global access to two books by Stephen Jay Gould, "Ontogeny and Phylogeny" and "An Urchin in the Storm."

Foundation-administered project: $275,000 toward the costs of a joint initiative between the Foundation's Creativity & Culture and Africa Regional Programs to refocus the Foundation's African cultural programming so that it gives voice to poor and excluded people, aligns with the Foundation's other work in Africa and addresses an African audience.

Fund for Independent Publishing/The New Press, New York, New York: $10,000 toward the costs of a book-and-CD set entitled "Say It Plain: Live Recordings of the 20th Century's Great African-American Speeches."

Hispanics in Philanthropy, San Francisco, California: $400,000 for continued support of its Funders' Collaborative for Strong Latino Communities initiative to build organizational capacity of, and a broader funding base for Latino nonprofit organizations in the United States and selected Latin American countries.







ENHANCED SOIL PRODUCTIVITY

Calibre, Reading, United Kingdom: $25,047 toward the costs of travel for participants in the conference, "Starter Packs: A Strategy to Fight Hunger in Developing and Transition Countries," held at the Bellagio Study and Conference Center, Italy, October 2004.

Cornell University, Ithaca, New York: $95,300 toward the costs of studies on soil organic matter recapitalization, to be conducted by a Kenyan Ph.D. student in collaboration with Kenyatta University.

Egerton University, Njoro, Kenya: $2,500 for use by its Faculty of Agriculture to further the development of its programs.

Forum for Organic Resource Management and Agricultural Technologies, Nairobi, Kenya: $134,903 toward the costs of organizing countrywide grassroots public events on organic resource management technologies in order to accelerate the adoption of promising soil management technologies in Kenya.

Foundation-administered project: $177,100 toward the costs of facilitating a pilot program to improve teaching and research competencies among faculty at Makerere University.

Foundation-administered project: $230,000 toward the costs of the first meeting of grantees under the Foundation's Enhanced Soil Productivity in Africa area of work, held in Nairobi, Kenya, September 2004.

Foundation-administered project: $149,400 toward costs associated with the coordination of integrated soil management strategies and legume research and extension activities in Kenya.

International Center for Tropical Agriculture, Cali, Colombia: $400,000 in support of its Tropical Soil Biology and Fertility Institute's research program on integrated soil fertility management.

International Center for Tropical Agriculture, Cali, Colombia: $16,192 for use by its Tropical Soil Biology and Fertility Institute to convene a workshop aimed at developing a Ugandan country-based program on legume research, held in Kampala, Uganda, August 2004.

International Center for Tropical Agriculture, Cali, Columbia: $73,436 for use by its Tropical Soil Biology and Fertility Institute to publish proceedings of the African Network for Soil Biology and Fertility international symposium held in Yaoundé, Cameroon, May 2004.

International Institute of Tropical Agriculture, Ibadan, Nigeria: $319,930 for use by its Eastern and Southern Africa Regional Center in support of research on integrated soil and pest management within banana systems in Uganda, to be conducted in collaboration with its Tropical Soil Biology and Fertility Programme and Uganda's National Agricultural Research Organization.

International Institute of Tropical Agriculture, Ibadan, Nigeria: $50,000 toward the costs of harmonizing data collected during a multi-country survey carried out on cassava production in sub-Saharan Africa.

International Maize and Wheat Improvement Center, Mexico City, Mexico: $444,000 toward the costs of establishing a Soil Fertility Consortium for Southern Africa to promote research and development in integrated soil fertility management.

Kenya Agricultural Research Institute, Nairobi, Kenya: $98,962 for use by its National Agricultural Research Centre-Kitale to continue farmer participatory research on improved soil management practices.

Kenya Agricultural Research Institute, Nairobi, Kenya: $99,322 for use by its Kisii Regional Research Centre to continue on-farm research on improved soil management technologies using participatory research methods.

Kenya Agricultural Research Institute, Nairobi, Kenya: $64,540 for use by its Mtwapa Regional Research Centre for continued research on increasing smallholder food production through improved soil and water management and the integration of livestock into cropping systems in coastal regions of Kenya.

Makerere University, Kampala, Uganda: $80,000 for use by its Faculty of Agriculture to further the development of its programs.

Makerere University, Kampala, Uganda: $176,327 toward the costs of strengthening its training programs for professionals and practioners who will work at the district level to improve food security and rural livelihoods.

Moi University, Eldoret, Kenya: $2,500 for use by its Faculty of Agriculture to further the development of its programs.

Regional Universities Forum for Capacity Building in Agriculture, Kampala, Uganda: $3,550,000 for general support.

Sustainable Agriculture Centre for Research and Development in Africa, Nairobi, Kenya: $217,570 to continue on-farm testing of selected technologies for improved soil fertility management in western Kenya.

University of Zimbabwe, Harare, Zimbabwe: $88,810 in support of research to harness the diversity and nitrogen-fixing capacity of indigenous herbaceous legumes, as a low-cost organic nutrient resource for use in the management of soil fertility by smallholder farmers in southern Africa.

Wageningen University, Wageningen, Netherlands: $123,906 in support of dissertation research conducted by African Ph.D. students in the program on Participatory Approaches and Up Scaling in agricultural research and extension.

World Agroforestry Centre, Nairobi, Kenya: $91,804 to enable a consortium of over 70 organizations in western Kenya to consolidate ongoing activities, document lessons learned and build the capacity of farmers to develop their own forum, which will assist them to scale up soil fertility improvement technologies.

IMPROVED CROP VARIETIES

Auburn University, Auburn, Alabama: $128,800 in support of research to identify *Bacillus thuringiensis* insecticidal proteins that are effective against the sweet potato weevil.

Center for the Application of Molecular Biology to International Agriculture, Black Mountain, Australia: $250,000 in support of further research on the development of a novel gene transfer method that will bypass intellectual property constraints currently limiting gene transfer in plants.

Central Science Laboratory, York, United Kingdom: $15,000 toward the costs of a study of opportunities for and constraints upon development of sustainable vegetable seed businesses in eastern and southern Africa.

Cornell University, Ithaca, New York: $194,620 toward the costs of providing consulting and technical assistance aimed at enhancing the quality of Ph.D. training for plant breeders at the University of KwaZulu-Natal's African Center for Crop Improvement.

Cornell University, Ithaca, New York: $40,005 to support dissemination to developing countries of information on genetic improvement for drought tolerance in cereals.

Cornell University, Ithaca, New York: $99,990 for use by its Strategic World Initiative for Technology Transfer to advance the development, transfer and use of provitamin A rice (Golden Rice) in developing countries where vitamin A deficiency is a serious problem.

Foundation-administered project: $313,814 toward the costs of the second general meeting of participants in the Foundation's program, Improved Crop Varieties for Africa, held January 2005.

Foundation-administered project: $177,560 for administrative costs associated with monitoring and evaluating efforts to intersect Food Security's activities in western Kenya.

Foundation-administered project: $50,000 toward the costs of engaging experts, convening small consultative gatherings and facilitating travel of plant breeders and seed specialists to relevant meetings related to the development of improved crop varieties.

Foundation-administered project: $20,000 to assist the officers of the Food Security theme in raising public awareness in India regarding the lack of public institution investment in crop genetic improvement for drought tolerance in rice.

Flemisch Interuniversity Institute for Biotechnology, Ghent, Belgium: $91,380 toward the costs of a project, in collaboration with Uganda's National Agricultural Research Organization, to increase banana productivity through genetic transformation to improve the architecture and development time of the East African Highland Banana.

Gordon Research Conferences, West Kingston, Rhode Island: $10,000 to enable scientists from Africa and Asia to attend the Gordon Research Conference on Salt & Water Stress in Plants, held at the Hong Kong University of Science & Technology, June 13-18, 2004.

Huazhong Agricultural University, Wuhan, Hubei Province, China: $512,000 toward the costs of research to elucidate the molecular genetic basis of drought tolerance in rice and to breed and distribute new drought-tolerant varieties of rice to both rainfed and poorly irrigated areas of China.

Indira Gandhi Agricultural University, Raipur, India: $217,140 toward the costs of development and distribution of drought-tolerant rice varieties to farmers in eastern India through rice genetic improvement and farmer participatory selection techniques.

Institute of Biotechnology, National Center for Natural Science and Technology, Hanoi, Vietnam: $36,462 to support research on drought tolerance in rice utilizing DNA genetic markers to assist in breeding new rice varieties for the hill regions of northern Vietnam.

International Centre of Insect Physiology and Ecology, Nairobi, Kenya: $26,000 in support of a study to identify chemicals secreted by a forage legume that inhibit development of the parasitic weed *Striga*, which attacks staple maize and sorghum crops across Africa, and for Ph.D. training of one student.

International Center for Tropical Agriculture, Cali, Colombia: $280,140 in support of research to be conducted in collaboration with the Max Planck Institute for Plant Breeding Research, to enhance the ability of breeders to improve cassava and tropical fruits by over-expression of known genes that allow breeders to control the timing and extent of flowering.

International Center for Tropical Agriculture, Cali, Colombia: $75,000 toward the costs of the Sixth International Scientific Meeting of the Cassava Biotechnology Network: Adding Value to a Small-Farmer Crop, held in Cali, Colombia, March 2004.

International Crops Research Institute for the Semi-Arid Tropics, Patancheru, India: $450,000 for research on genetic improvement and increased diversification of pigeon pea, to enhance the crop's productivity in eastern and southern Africa.

International Crops Research Institute for the Semi-Arid Tropics, Patancheru, India: $45,825 in support of research to determine the potential value of pearl millet top-cross hybrids in West Africa by assessing levels of hybrid vigor across different growing environments during the 2004 growing season.

International Institute of Tropical Agriculture, Ibadan, Nigeria: $490,000 toward the costs of developing, with the use of biotechnology, cassava varieties that are resistant to the Cassava Brown Streak Disease.

International Maize and Wheat Improvement Center, Mexico City, Mexico: $428,000 for the costs of an international workshop for the Foundation's grantees in Africa and Asia working on new varieties of drought-tolerant maize and rice for use by smallholder farmers.

International Maize and Wheat Improvement Center, Mexico City, Mexico: $219,950 in support of research to be conducted in collaboration with the Kenya Agricultural Research Institute on development of insect-resistant maize for Africa.





International Maize and Wheat Improvement Center, Mexico City, Mexico: $124,800 toward the costs of the on-farm testing and seeds component of the Southern Africa Drought and Low Soil Fertility Network's project to develop, and now disseminate, drought-tolerant varieties of maize.

International Potato Center, Lima, Peru: $111,550 in support of research to identify *Bacillus thuringiensis* insecticidal proteins that are effective against the sweet potato weevil.

International Rice Research Institute, Metro Manila, Philippines: $275,616 in support of molecular genetic studies of drought tolerance in rice and training of postdoctoral fellows from India in both molecular marker technology and participatory varietal selection.

International Rice Research Institute, Metro Manila, Philippines: $60,000 toward continued support of a postdoctoral fellow undertaking research activities on marker-aided breeding, leading to drought-tolerant rice varieties.

Iowa State University, Ames, Iowa: $165,806 in support of training for two African scientists who will contribute to the sustainability of African vitamin A maize research.

Kenya Agricultural Research Institute, Nairobi, Kenya: $170,351 in support of research to be conducted by its Katumani National Dry Farming Research Centre, to develop and test new maize varieties for the dryland and coastal areas of Kenya.

Kenya Agricultural Research Institute, Nairobi, Kenya: $94,575 in support of research to manage cassava diseases in central Kenya through farmer participatory resistance breeding and multiplication of clean planting material.

Kenya Agricultural Research Institute, Nairobi, Kenya: $220,550 in support of research to be conducted in collaboration with the International Maize and Wheat Improvement Center on development of insect-resistant maize for Africa.

Kenya Agricultural Research Institute, Nairobi, Kenya: $46,620 toward the costs of enhancing its ability to identify and characterize Banana Streak Virus isolates, through the training of one of its scientists at the John Innes Centre in England.

Kenyatta University, Nairobi, Kenya: $144,900 to develop African maize resistant to the parasitic weed *Striga*, in a collaborative project with the University of California, Davis.

Max Planck Society for the Advancement of Science, Munich, Germany: $130,500 for use by its Max Planck Institute for Plant Breeding Research to conduct research, in collaboration with the Centro Internacional de Agricultura Tropical, to enhance the ability of breeders to improve cassava and tropical fruits by over-expression of known genes that allow breeders to control the timing and extent of flowering.

McGill University, Montreal, Canada: $30,000 toward the costs of research on enzymes and signal transduction proteins for abiotic stress tolerance in rice.

National Agricultural Research Organisation, Entebbe, Uganda: $118,650 for use by its Namulonge Agricultural and Animal Production Research Institute for participatory evaluation of upland rice varieties and determination of suitable crop management practices in Uganda.

National Agricultural Research Organisation, Entebbe, Uganda: $100,280 in support of research to identify *Bacillus thuringiensis* insecticidal proteins that are effective against the sweet potato weevil.

National Agricultural Research Organisation, Entebbe, Uganda: $387,560 toward the costs of a project, in collaboration with the Flemish Interuniversity Institute for Biotechnology, to increase banana productivity through genetic transformation to improve the architecture and development time of the East African Highland Banana.

National Institute for Agronomic Research, Maputo, Mozambique: $74,700 to facilitate the development and operation of specialized drought-tolerance screening facilities in Mozambique's maize breeding program.

Punjab Agricultural University, Ludhiana, India: $13,910 in support of research on the economic impacts of new rice varieties developed for northern India through the use of modern biotechnology tools.

Purdue University, West Lafayette, Indiana: $190,592 in support of research to assess the value of transgenic maize engineered to create resistance to the parasitic weed *Striga*.

Shanghai Academy of Agricultural Sciences, Shanghai, China: $20,000 to enable its Shanghai Agrobiological Gene Center to conduct research and activities to raise public awareness about the future problems and potential solutions related to water scarcity and rice production in China.

Shanghai Academy of Agricultural Sciences, Shanghai, China: $450,000 in support of research to be conducted by its Shanghai Agrobiological Gene Center for continued modifications and improvements of screening facilities in Shanghai and Hainan, China, leading to genetically improved drought-tolerant rice.

Sichuan Agricultural University, Sichuan, China: $60,000 in support of research on the genetic improvement of maize for drought tolerance in southwestern China, to be conducted by its Maize Research Institute.

Sustainable Agriculture Centre for Research and Development in Africa, Nairobi, Kenya: $117,998 for the strategic testing, promotion and evaluation of new maize cultivars in western Kenya.

University of California, Davis, Davis, California: $108,100 to develop African maize resistant to the parasitic weed *Striga*, in a collaborative project with Kenyatta University.

University of Georgia, Athens, Georgia: $10,000 for use by its College of Agricultural and Environmental Sciences to enable African scientists to attend the Plant and Animal Genome XIII meeting, held in San Diego, California, January 2005.

University of Illinois at Urbana-Champaign, Urbana, Illinois: $34,020 to enable African scientists to attend the Maize Genetics, Genomics and Bioinformatics Workshop and the 46th Annual Maize Genetics Conference, held in Mexico, March 7-14, 2004.

University of KwaZulu-Natal, Durban, South Africa: $758,800 for use by its African Center for Crop Improvement to enable the first cohort of African students to carry out Ph.D. research in their home countries: Kenya, Malawi, Mozambique, Nigeria, Uganda, Zambia and Zimbabwe.



University of Nairobi, Nairobi, Kenya: $150,000 toward the costs of establishing a molecular biology and biotechnology laboratory at its College of Biological and Physical Sciences, to enhance the College's capacity to undertake sustainable research and training on a regional basis aimed at addressing the problems of food security in Africa.

University of Queensland, St. Lucia, Brisbane, Australia: $12,000 to support participation of Asian scientists in the combined 4th International Crop Science Congress and 5th Asian Crop Science Congress, held in Brisbane, Australia, September 2004.

WARDA-The Africa Rice Center, Abidjan, Côte d'Ivoire: $885,597 toward the costs of field and laboratory research aimed at developing more drought-tolerant varieties of rice for farmers in drought-prone areas of sub-Saharan Africa.

Weizmann Institute of Science, Rehovot, Israel: $8,400 in support of travel to enable five scientists from developing countries to participate in a workshop entitled: Crop Ferality and Volunteerism: A Threat to Food Security in the Transgenic Era, held at the Bellagio Study and Conference Center, Italy, May 24-29, 2004.

Yale University, New Haven, Connecticut: $383,490 for a collaborative research project with Peking University to improve stress tolerance in rice and other cereals through the genome-wide identification of rice promotors with desirable drought-inducible characteristics.

INTERNATIONAL PUBLIC GOODS FOR POOR FARMERS

Cornell University, Ithaca, New York: $73,950 for use by its Albert R. Mann Library to disseminate The Essential Electronic Agricultural Library and its hardware to four universities and agricultural research institutions in sub-Saharan Africa.

Cornell University, Ithaca, New York: $300,300 toward the costs of cross-disciplinary training workshops to facilitate the use in Africa of Internet-based access to literature in the fields of agriculture and health provided by the Access to Global Online Research in Agriculture initiative (AGORA) and the Health InterNetwork Access to Research Initiative (HINARI).

Foundation-administered project: $236,000 to facilitate an exploration of options for forming an alliance between the International Rice Research Institute and the International Maize and Wheat Improvement Center.

Foundation-administered project: $115,419 toward the costs of establishing the Public Intellectual Property Resource for Agriculture, an entity that will facilitate public-sector access to new agricultural technologies for the developing world.

International Plant Genetic Resources Institute, Rome, Italy: $233,158 to promote the development, testing and implementation of institutional learning and change in the Consultative Group on International Agricultural Research.

International Service for the Acquisition of Agri-biotech Applications, Ithaca, New York: $190,000 toward the costs of producing, publishing and disseminating in developing countries the annual "Global Review of Commercialized Transgenic Crops," an in-depth analysis of global developments pertaining to the adoption and socioeconomic impacts of genetically modified crops.

University of Connecticut, Storrs, Connecticut: $40,000 toward the costs of publishing a special issue of *Nature*, that will demonstrate and promote the accomplishments of the University's China Bridges International Fellowship program.

MARKETS TO RAISE INCOMES OF POOR FARMERS

Africare, Washington, D.C.: $412,522 in support of its Soybean Market Linkage Project, intended to improve soybean production and market development systems for poor rural households in Zimbabwe.

Citizens Network for Foreign Affairs, Washington, D.C.: $656,482 to improve the access of poor farmers to improved seeds and fertilizers through the provision of business training, and technical and financial support to a network of small rural input shops in western Kenya.

Cornell University, Ithaca, New York: $270,000 for a research and training fellowship in development sociology tracing the institutional arrangements governing the growth of pigeon pea, groundnut and chickpea markets in Malawi and Mozambique.

Foundation-administered project: $300,000 for the first workshop of all grantees under the Foundation's Markets Area of Work, held in conjunction with the inaugural meeting of the program's External Advisory Committee, April 5-7, 2004, in Nairobi, Kenya, to monitor and review progress on program investments.

Foundation-administered project: $99,000 toward the costs of the External Advisory Committee for the Foundation's Food Security area of work, Markets to Raise Incomes of Poor Farmers in Africa.

Foundation-administered project: $150,734 toward the costs of developing public/private partnerships within the banana industry of Uganda designed to help increase incomes of poor farmers.

International Association of Agricultural Economists, Oak Brook, Illinois: $20,950 toward the costs of a symposium entitled Shaping the future of African agriculture for development: The role of social scientists, held in Nairobi, Kenya, December 2004.

International Center for Tropical Agriculture, Cali, Colombia: $178,750 for use by its Tropical Soil Biology and Fertility Institute to conduct a research program to expand the production and commercialization of soybeans by poor farmers in eastern Africa.

International Food Policy Research Institute, Washington, D.C.: $500,000 toward the costs of developing a Collaborative Master of Science Program in Agricultural and Applied Economics for eastern, central and southern African universities.



International Institute of Tropical Agriculture, Ibadan, Nigeria: $23,348 toward the costs of the Ninth Symposium of the International Society for Tropical Root Crops—Africa Branch.

International Maize and Wheat Improvement Center, Mexico City, Mexico: $91,671 toward the costs of developing a strategy for using market incentives to improve the production and distribution of newly developed drought- and low-nitrogen-tolerant maize varieties, and evaluating the impact of these varieties on the food security and incomes of smallholder farmers in southern Africa.

Kenya Agricultural Commodity Exchange, Kenya, Nairobi: $359,756 for the development of market information and commodity exchange systems aimed at raising the incomes of poor farmers in western Kenya by linking them to input and output markets.

Makerere University, Kampala, Uganda: $95,818 toward the cost of planning a project to increase the food security and incomes of poor farmers in Uganda through development and marketing of nutrient-enhanced banana-based foods for local, regional and international markets.

Makerere University, Kampala, Uganda: $41,635 toward the costs of a visit by Ugandan researchers, farmers and government officials who will participate in the design of a presidential initiative for banana processing in Bushenyi District, Uganda, to learn about the food transformation efforts of the Royal Thai Project.

Market Matters, Ithaca, New York: $96,667 toward the costs of assisting the government of Uganda with formulating a national strategy for improving the access of poor farmers to better local, regional and international markets for bananas.

Market Matters, Ithaca, New York: $264,500 in support of its project to improve the effectiveness of seed markets serving poor farmers through research, analysis and management training for small and midsized African seed companies that focus on these markets.

Michigan State University, East Lansing, Michigan: $13,303 for use by its Department of Agricultural Economics toward the costs of designing a project to strengthen regional networks of agricultural market information systems for poor farmers and traders' organizations in West Africa.

Ministry of Finance, Planning and Economic Development, Uganda, Kampala, Uganda: $69,830 toward the costs of formulating a national strategy for improving the access of poor farmers to better local, regional and international markets for bananas.

Sustainable Agriculture Centre for Research and Development in Africa, Nairobi, Kenya: $313,431 to scale up a successful prototype cereal banking system for collective grain storage, bulking and marketing of maize by poor farmers to four districts of western Kenya.

TechnoServe, Norwalk, Connecticut: $603,358 toward the costs of a project in Uganda designed to increase the incomes of small-scale banana producers by adding value to their crops through product packaging, processing and transport innovations and by linking them to urban buyers, thereby reducing market inefficiencies.

University of Pretoria, Pretoria, South Africa: $150,000 for use by its Centre for Environmental Economics and Policy in Africa to continue development of a regional master's degree program in environmental economics and policy.

University of Malawi, Zomba, Malawi: $237,841 for use by its Bunda College of Agriculture to establish a market information system to improve access to market price information for poor smallholder farmers in Malawi, under its Initiative for Development and Equity in African Agriculture project.

University of Zimbabwe, Harare, Zimbabwe: $30,000 toward the costs of documenting the results of its soybean promotion program among smallholder farmers in Zimbabwe.

FELLOWSHIPS

Ephias Makaudze, Harare, Zimbabwe: $72,500 for dissertation research in Zimbabwe and advanced training in agricultural economics leading to the Ph.D. degree at the Department of Agricultural, Environmental and Development Economics, Ohio State University, Columbus, Ohio.

Julius Juma Okello, Nairobi, Kenya: $4,500 renewal of fellowship for advanced training in agricultural economics leading to the Ph.D. degree at the Department of Agricultural Economics, Michigan State University, East Lansing.

Lukman Nagaya Mulumba, Kampala, Uganda: $4,037 for a supplementary fellowship research allocation for dissertation research in Kenya and Uganda as part of a Ph.D. program in soil science at the Department of Soil Science, Ohio State University, Columbus.

Michael Andrew Nyika, Marondera, Zimbabwe: $6,600 renewal of fellowship for advanced training in soil science leading to the M.S. degree at the Department of Crop and Soil Sciences, Michigan State University, East Lansing.

Nguyen Thi Ngoc Hue, Omon, Cantho, Vietnam: $7,540 extension of fellowship for advanced training in plant genetics leading to the Ph.D. degree at the University of the Philippines, Los Baños.

Sujin Patarapuwadol, Nakhon Pathom, Thailand: $17,275 renewal of fellowship for advanced training in plant biotechnology leading to the Ph.D. degree at the Plant Breeding Institute, University of Sydney, Australia.

Tran Ngoc Thach, Omon, Cantho, Vietnam: $9,650 renewal of fellowship for advanced training in plant genetics leading to the Ph.D. degree at the Australian National University and the Center for the Application of Molecular Biology to International Agriculture, Canberra, Australia.





HARNESSING THE NEW SCIENCES

BIO Ventures for Global Health, Washington, D.C.: $100,000 toward the costs of testing the conceptual framework behind its efforts to accelerate the development and distribution of biotechnology products to improve the health of poor people in the developing world.

Boston University, Boston, Massachusetts: $49,780 for use by its Center for International Health and Development to host a meeting at the Bellagio Study and Conference Center, Italy, to discuss the possibility of developing a global health research collaborative among major national health research agencies, held in February 2004.

Boston University, Boston, Massachusetts: $100,000 for use by its Medical Center to plan for the establishment of a global health research collaborative network among national health research agencies.

Centre for the Management of Intellectual Property in Health Research & Development, Oxford, United Kingdom: $30,000 toward the costs of a meeting at the Bellagio Study and Conference Center to examine innovative models of intellectual property management that foster development of and access to new products for neglected diseases, held in June 2004.

Centre for the Management of Intellectual Property in Health Research & Development, Oxford, United Kingdom: $360,000 for a project in collaboration with research institutes in India, South Africa and Thailand to build local capacity in India, East Africa and Southeast Asia to manage innovation in public/private partnerships to develop new health technologies.

Centre for the Management of Intellectual Property in Health Research & Development, Oxford, United Kingdom: $314,000 for collaboration with Public Intellectual Property Resource for Agriculture to improve the management of public-sector technologies and promote the development of products for poor people in developing countries.

Duke University, Durham, North Carolina: $450,000 to enable its Sanford Institute of Public Policy to establish a program on global health and technology access that will focus on harnessing knowledge to improve the health of poor people.

Foundation-administered project: $135,000 for meetings and consultancies to mobilize resources for health product development public/private partnerships, and to disseminate an evaluation of Foundation programming under Harnessing the New Sciences.

Foundation-administered project: $250,000 to explore new strategic directions for Harnessing the New Sciences, following a recent evaluation of this area of work.

Foundation-administered project: $398,000 to help ensure the sustainability of product development partnerships initiated under the Foundation's Harnessing the New Sciences area of work, and to explore the capacity of developing countries to develop essential new products for poor people.

French Institute of Health and Medical Research, Paris, France: $50,000 toward the costs of a meeting on bioethics, equity and intellectual property issues related to research in developing countries, held in Paris, April 2004.

Global Alliance for TB Drug Development, New York, New York: $7,000,000 in general support of its efforts to develop new, more effective medicines to treat tuberculosis that will be affordable and available in developing countries.

Global Forum for Health Research, Geneva Switzerland: $500,000 for core support, of its Initiative on Public/Private Partnerships for Health and other projects designed to redress inequities in global health research.

IntellectuAll, Geldermalsen, Netherlands: $25,000 toward the costs of testing the value of an innovative data mining and meta-analysis technique to identify drugs developed for other indications that could be used to treat the major infectious diseases of poverty.

International AIDS Vaccine Institute, New York, New York: $500,000 in general support of its mission to ensure the development of safe, effective, accessible, preventive HIV vaccines for use throughout the world.

International Vaccine Institute, Seoul, South Korea: $500,000 toward the costs of its Pediatric Dengue Vaccine Initiative for poor children.

Sanaria Inc., Rockville, Maryland: $25,000 toward the costs of organizing a session on malaria at the Indian Science Congress meeting in Ahmedabad, January 2005.

University of California, Davis, Davis, California: $211,000 for collaboration between its Public Intellectual Property Resource for Agriculture and the Centre for the Management of Intellectual Property in Health Research and Development (MIHR) to improve management of public-sector technologies and promote development of products for poor people in developing countries.

University of Iowa, Iowa City, Iowa: $50,000 for a collaborative project with the Centre for Management of Intellectual Property in Health Research and Development (MIHR) to develop training curricula for university-based technology managers in the United States and Canada to foster best practices in the ethical stewardship of inventions to promote global health equity.

University of Toronto, Toronto, Canada: $27,500 for use by its Joint Centre for Bioethics toward the costs of disseminating, through a supplement to *Nature* magazine, case studies of innovative health biotechnology systems in seven developing countries.

William Alan Muraskin, New York, New York: $50,000 to document the Rockefeller Foundation's role in the creation of public/private partnerships to develop drugs, vaccines and microbicides to address diseases of poverty in developing countries.



LEARNING HEALTH SYSTEMS

Center of Medical Research and Sanitation, Niamey, Niger: $58,000 for use by its Climate and Health Unit toward the costs of a project to assess how environmental data can be integrated within surveillance systems to predict infectious disease outbreaks.

Children's Defense Fund, Washington, D.C.: $100,000 toward the costs of a project to reduce maternal mortality worldwide by organizing a global women's action network for children.

Columbia University, New York, New York: $30,000 for use by its Mailman School of Public Health for a project entitled An Oral History of Doctors and Nurses Facing the South African AIDS Epidemic.

Emory University, Atlanta, Georgia: $75,000 for use by its Nell Hodgson Woodruff School of Nursing to enable chief nursing and medical officers from sub-Saharan Africa and Southeast Asia to attend a conference on workforce needs in developing countries, held in Atlanta, Georgia, June 2004.

Foundation-administered project: $300,000 to complete an exploration on human resources for health.

Harvard University, Cambridge, Massachusetts: $75,000 for use by its School of Public Health toward the costs of a project to refine and further adapt the "benchmarks of fairness" tool for evaluation of health care reform in developing countries.

Health Systems Trust, Rondebosch, South Africa: $95,000 toward the costs of three urban projects of its Global Equity Gauge Alliance, which promotes action to redress unfair disparities in health within developing countries.

London School of Hygiene and Tropical Medicine, University of London, London, England: $9,000 for the publication of the autobiography of George Giglioli, a physician who made an outstanding contribution to the field of malaria eradication.

Massive Effort Campaign, Gland, Switzerland: $100,000 in support of its efforts to develop the human resources needed to mobilize societies against AIDS, TB, malaria and other diseases of poverty.

Ministry of Health, Lao P.D.R., Vientiane, Lao P.D.R.: $630,000 for use by its Department of Hygiene and Prevention to lead a five-country cross-border project to prevent the spread of communicable diseases in the Greater Mekong Sub-region.

New York University, New York, New York: $350,000 to enable its Wagner Graduate School of Public Service to coordinate the activities of a network of global institutions concerned with strengthening the work forces of national health systems, especially in developing countries.

Program for Appropriate Technology in Health, Seattle, Washington: $50,000 toward the costs of analyzing barriers to using the DOTS tuberculosis treatment strategy in Kenya and exploring ways to enhance equity in its delivery.

Sustainable Healthcare Enterprise Foundation, Minneapolis, Minnesota: $145,400 to test, in Nairobi, a model private-sector, franchise approach to improve health care for poor people in sub-Saharan Africa.

Task Force for Child Survival and Development, Decatur, Georgia: $99,000 for a project, in collaboration with the Atlanta Coalition for Global Health, to document the principles of successful coalition building in public health.

University College London, University of London, London, England: $60,000 for use by its International Centre for Health and Society for a meeting on the social determinants of health in developing countries, June 2004.

University of California, San Francisco, San Francisco, California: $450,000 to enable its Global Health Sciences Program to lead an international task force that promotes the use of multi-sectoral information to improve health and reduce poverty in developing countries.

University of Liverpool, Liverpool, England: $79,000 for use by its Department of Public Health to continue the development of a tool for policymakers that uses household-level data to facilitate equity-oriented health sector reform in developing countries.

World Health Organization, Geneva, Switzerland: $80,000 toward the costs of improving the ability of its Department of Child and Adolescent Health to help poor countries meet the Millennium Development Goal of reducing child mortality by two thirds by the year 2015.

World Health Organization, Geneva, Switzerland: $428,870 for use by its Evidence and Information for Policy unit to establish a partnership among various global health initiatives that focus on equity.

RISING TO THE CHALLENGE OF AIDS

Africa Health and Development International, Nairobi, Kenya: $98,900 to enable representatives from grassroots organizations in East Africa to attend the XVth International AIDS Conference, held in Bangkok, Thailand, July 2004.

Asia Pacific Council of AIDS Service Organizations, Kuala Lumpur, Malaysia: $30,000 toward the costs of its Asia Pacific alternative community forum on community access, held in Bangkok, January 2004.





Columbia University, New York, New York: $300,000 for use by its Mailman School of Public Health for a policy development and advocacy project to mobilize resources to fight AIDS under the direction of the Special Envoy for AIDS in Africa of the United Nations Secretary General.

Family Care International, New York, New York: $50,000 toward the costs of a publication documenting progress countries have made in achieving the goals set with respect to HIV/AIDS and other reproductive health indicators at the 1994 International Conference on Population and Development.

Foundation-administered project: $227,000 toward the costs of developing a Foundation funding strategy for HIV/AIDS prevention in sub-Saharan Africa and Southeast Asia.

Global Health Council, White River Junction, Vermont: $80,000 in general support of its efforts to improve equity in global health.

Imperial College of Science, Technology and Medicine, University of London, London, England: $50,000 toward the costs of an international conference on microbicides, held in London, March 2004, as part of a global effort to find female-controlled methods for HIV prevention.

Joint Clinical Research Centre, Kampala, Uganda: $110,085 for continued support of its African Dialogue on AIDS Care program, which promotes research on HIV/AIDS care and treatment in sub-Saharan Africa.

Joint Clinical Research Centre, Kampala, Uganda: $487,340 for its continued participation in a multicenter clinical trial coordinated by the Medical Research Council, United Kingdom, to assess the safety and effectiveness of two strategies for the use of anti-retroviral drugs against HIV/AIDS in sub-Saharan Africa.

Medical Research Council, United Kingdom, London, England: $100,000 for a study, in collaboration with the Liverpool School of Tropical Medicine and The AIDS Support Organization (TASO) in Uganda, on the efficacy of fluconazole as a treatment of invasive cryptococcal disease in HIV-infected people in Uganda.

Medical Research Council, United Kingdom, London, England: $712,370 for use by its Clinical Trials Unit to continue its coordination of a multicenter clinical trial to assess the safety and effectiveness of two strategies for the use of anti-retroviral drugs against HIV/AIDS in sub-Saharan Africa.

Population and Community Development Association, Bangkok, Thailand: $100,000 for three activities of its Community Program Committee designed especially for participants living with HIV/AIDS and representing diverse communities who attended the XV International AIDS Conference in Bangkok, July 2004.

Tides Foundation, San Francisco, California: $750,000 in support of its project, the Collaborative Fund for HIV Treatment Preparedness, which seeks to build the capacity of communities in Africa and Southeast Asia to prepare people for comprehensive HIV/AIDS-related care and treatment, emphasizing prevention.

Traditional and Modern Health Practitioners Together Against AIDS and Other Diseases, Kampala, Uganda: $124,700 toward the costs of a project that will set up an evidence-based learning system for regional networking in traditional medicine and HIV/AIDS in rural Uganda.

Trust for Indigenous Culture and Health, Nairobi, Kenya: $150,000 to explore ways in which traditional medicine can be incorporated more effectively into HIV/AIDS programs in Africa.

United Nations Programme on HIV/AIDS, Geneva, Switzerland: $50,000 toward the costs of disseminating the results of its AIDS in Africa: Scenarios for the Future project.

University of Manitoba, Winnipeg, Canada: $41,250 toward the costs of a photo exhibit portraying the daily lives of sex workers in Kenya as a means for the African and Asian communities at the XV International AIDS Conference held in Bangkok, July 2004, to learn and communicate about the impact of HIV/AIDS on those most vulnerable to the virus.

University of Zimbabwe, Harare, Zimbabwe: $1,356,130 for the continued participation of its Parirenyatwa Hospital in a multicenter clinical trial organized by the Medical Research Council, London, to assess the safety and effectiveness of two strategies for the use of anti-retroviral drugs against HIV/AIDS in sub-Saharan Africa.









ADEQUATE SCHOOL FINANCING

RESEARCH AND POLICY ANALYSIS

California State University Sacramento Foundation, Sacramento, California: $150,000 toward the costs of its California Master Plan Alliance to promote the improvement of California's public education system.

Campaign for College Opportunity, Oakland, California: $150,000 in general support of its mission to ensure that all eligible and motivated students have the opportunity to secure a high quality college education within California's system of higher education.

Center for Applied Linguistics, Washington, D.C.: $100,000 toward the costs of the second phase of research on the impact of the Sheltered Instruction Observation Protocol model on the academic performance of middle and high school English-language learners.

Columbia University, Teacher's College, New York, New York: $80,000 for use by its Gottesman Libraries to develop a comprehensive digital archive prototype for documenting school finance reform activities in New York State.

Haan Foundation for Children, San Francisco, California: $50,000 toward the costs of a meeting to examine its Power4Kids initiative's progress in bringing effective reading intervention programs to grade-school students and to determine ways to build local community support for the initiative.

Healthy Schools Network, Inc., Albany, New York: $50,000 for a study of the environmental health status of public schools in two New York State counties, and how school facilities affect children's ability to learn.

Institute on Taxation and Economic Policy, Washington, D.C.: $169,313 in support of an initiative to study tax and revenue systems in New York and analyze revenue options and their relationship to education finance.

National Center for Educational Accountability, Austin, Texas: $100,000 for a research project on how high-performing high schools select their staff and build staff capacity.

National Commission on Teaching and America's Future, Washington, D.C.: $63,750 in support of a study that aims to measure and analyze the costs of teacher turnover, and to develop a toolkit for retaining high-quality teachers.

New York Community Trust, New York, New York: $150,000 in support of the Donors' Education Collaborative, a joint grantmaking effort of New York-based public education funders, to promote broad public engagement in public school reform in New York City.

Public Policy and Education Fund of New York, Albany, New York: $390,000 in support of its Alliance for Quality Education project, to expand and conduct public education, research, policy analysis and leadership training to contribute to New York State's school finance reform efforts.

RAND Corporation, Santa Monica, California: $397,000 in support of the second phase of an evaluation of Teachers for a New Era, a foundation collaborative designed to improve the quality of teacher education in the U.S..

Syracuse University, Syracuse, New York: $100,000 for use by its Maxwell School of Citizenship and Public Affairs' Center for Policy Research to conduct research and policy analysis on key issues facing school finance reform in New York State.

University of California, Los Angeles, Los Angeles, California: $200,000 toward the costs of a collaborative project between its Institute for Democracy, Education and Access and its Public Interest Law and Policy Center on educational adequacy and equity in California.

PUBLIC ENGAGEMENT

Campaign for Fiscal Equity, New York, New York: $200,000 in general support of its mission to reform New York State's school finance system to ensure adequate resources and the opportunity for a sound basic education for all students in New York City.

Campaign for Fiscal Equity, New York, New York: $50,000 toward the costs of its Advocacy Center for Children's Educational Success with Standards, a national initiative designed to research and promote strategies to expand educational opportunities for all public school children, specifically those attending underfunded schools.

Editorial Projects in Education, Bethesda, Maryland: $100,000 in support of the publication and dissemination of an Education Week magazine series reflecting on the 50th anniversary of the 1954 Brown v. Board of Education Supreme Court decision, which mandated the desegregation of schools across America.

Education Law Center, Newark, New Jersey: $200,000 toward the costs of its Abbott Indicators Project to develop an accountability model for engaging communities in monitoring school finance reform.

Firelight Media, New York, New York: $200,000 toward the costs of producing and distributing "Brown+50," a series of five short film segments that addresses the historic 1954 Supreme Court decision, Brown v. Board of Education, which mandated desegregation of schools across America.

Foundation-administered project: $45,000 for costs related to the Foundation's commemoration of the 50th anniversary of the 1954 Brown v. Board of Education Supreme Court decision mandating the desegregation of schools across America.

Foundation-administered project: $72,750 for continued support of the Foundation's Adequate School Financing area of work.

Foundation-administered project: $86,000 for costs related to the Foundation's commemoration of the 50th anniversary of the 1954 Brown v. Board of Education Supreme Court decision which mandated the desegregation of schools across America.

Foundation-administered project: $38,000 toward the costs of planning a comprehensive case study of the outcomes of the Foundation's Adequate School Finance area of work in New York State.

Graduate School and University Center, City University of New York, New York, New York: $11,550 for use by its Center for Human Environment's Youth Studies Research Group in support of its project, Echoes: Youth produced research and performance on racial justice and public education fifty years after Brown.

Graduate School and University Center, City University of New York, New York, New York: $209,864 for use by its Center for Human Environments' Opportunity Gap Research Project toward a dance performance and costs associated with the dissemination through multimedia venues of "Echoes: Youth Perspectives on Racial Justice and Public Education Since Brown," which illustrates the legacy and ongoing struggles of the 1954 Brown v. Board of Education Supreme Court decision mandating the desegregation of schools across America.

Institute for Wisconsin's Future, Milwaukee, Wisconsin: $300,000 toward the costs of its Wisconsin School Funding Project to improve educational opportunities for children in low- and moderate-income communities by increasing school resources and parent involvement in education policy decision making.

NAACP Legal Defense and Educational Fund, New York, New York: $750,000 toward the costs of public education efforts, including a national symposium and the production of educational materials, commemorating the 50th anniversary of the 1954 Brown v. Board of Education Supreme Court decision mandating the desegregation of schools across America.

New York University, New York, New York: $100,000 for use by its Steinhardt School of Education's Metropolitan Center for Urban Education to present a two-day forum commemorating the 1954 Brown v. Board of Education Supreme Court decision mandating the desegregation of schools across America.

New York University, New York, New York: $100,000 for use by its Institute for Education and Social Policy in support of the second phase of research to increase community participation in school facility design and development in New York City.

Stanford University, Stanford, California: $210,000 for use by its School of Education's Performance Assessment Center in support of the Equity and Accountability project to study outcomes of policies designed to improve school performance.

STRENGTHENING MIXED-INCOME COMMUNITIES

BUILDING ORGANIZATIONAL CAPACITY

Association of Community Organizations for Reform Now, Brooklyn, NY: $50,000 for use by its New York affiliate for an initiative to encourage developers to increase construction of affordable housing in low-income New York City neighborhoods.

Collins Center for Public Policy, Miami, Florida: $200,000 for use by its Growth Partnership initiative to further develop the E3 Livable Communities project that blends the principles of economic sustainability, environmental sensitivity and social equity to revitalize downtown Miami neighborhoods.

Corporation for Supportive Housing, New York, New York: $650,000 in general support of its mission to end homelessness in the United States by creating an effective delivery system for supportive housing.

East Baltimore Development Inc., Baltimore, Maryland: $150,000 in general support of its mission to facilitate and redevelop East Baltimore's waterfront and industrial communities by expanding economic, housing and human service opportunities in the area.

Enterprise Foundation, Columbia, Maryland: $250,000 in general support of its mission to enable all low-income people in the United States to have the opportunity for fit and affordable housing and to move up and out of poverty into the mainstream of American life.

Foundation-administered project: $71,500 for program monitoring and evaluation support for the Foundation's Mixed Income Communities area of work.

Foundation-administered project: $77,240 for a series of meetings of grantees under the Foundation's Mixed Income Communities area of work.

Human Services Coalition of Dade County, Miami, Florida: $200,000 to support the expansion of the neighborhood component of its Greater Miami Prosperity Campaign, a public awareness, outreach and advocacy program designed to increase access to economic benefits for low-wage individuals and families.

Living Cities, Inc.: The National Community Development Initiative, New York, New York: $2,166,000 for continued support of the second 10-year phase of the National Community Development Initiative, a collaborative of financial institutions, foundations and government agencies committed to the revitalization of America's urban centers.

Local Initiatives Support Corporation, New York, New York: $300,000 in general support of its mission to assist community development corporations in their efforts to transform distressed urban neighborhoods into healthy and working communities.

Local Initiatives Support Corporation, New York, New York: $200,000 for use by its Twin Cities office toward the Twin Cities Pilot Cities Initiative, a collaborative community development initiative whose goal is to connect people and place in the neighborhoods surrounding two aging commercial corridors in Minneapolis and St. Paul, Minnesota.

National Alliance to End Homelessness, Washington, D.C.: $75,000 in general support of its mission to mobilize the nonprofit, public and private sectors of society in an alliance to end homelessness in the United States.

New School University, New York, New York: $10,600 for use by its Robert J. Milano Graduate School of Management and Urban Policy for an information exchange website that serves as a management resource for community development corporations.

Puerto Rican Legal Defense and Education Fund, New York, New York: $125,000 in general support of its mission to secure, promote and protect the civil and human rights of the Latino community.

Texas Low Income Housing Information Service, Austin, Texas: $100,000 toward general support of its mission to aid low-income Texans' efforts to achieve quality affordable housing.

Urban Justice Center, New York, New York: $100,000 in general support of its mission to provide legal representation to, and advocate on behalf of, low-income residents in New York City.









PRIVATE AND PUBLIC INVESTMENT IN LOW-INCOME COMMUNITIES

Calvert Foundation, Bethesda, Maryland: $150,000 in general support of its mission to increase the flow of capital to low-income communities in the United States.

Center for Community Lending, Washington, D.C.: $70,000 in general support of its mission to cultivate revitalization of distressed neighborhoods by promoting community reinvestment.

Community Development Venture Capital Alliance, New York, New York: $330,000 in general support of its mission to promote the use of venture capital tools to grow the economies of distressed communities by creating good jobs, entrepreneurial capacity and wealth for low-income residents.

RESEARCH AND POLICY ANALYSIS

Abt Associates, Cambridge, Massachusetts: $150,000 in support of an evaluation of the federal housing voucher program to learn how low-income families' lives are changed when housing becomes more affordable.

Aspen Institute, Washington, D.C.: $350,000 toward continued support of its Roundtable on Community Change, which promotes and carries out systematic learning about some of the most challenging issues in the community-building field.

Brookings Institution, Washington, D.C.: $333,000 for use by its Center on Urban and Metropolitan Policy toward the costs of its Urban Markets Initiative, an information tool used to measure economic power within and around inner-city communities and create knowledge about new investment opportunities in those communities.

Harvard University, Cambridge, Massachusetts: $20,000 for use by its Civil Rights Project toward the costs of publishing and disseminating a volume on housing, racial equality and regionalism.

National Committee for Responsive Philanthropy, Washington, D.C.: $92,200 in support of a research project to investigate the impact of bank mergers on their corporate philanthropy programs.

National Congress for Community Economic Development, Washington, D.C.: $25,000 for strategic planning activities related to its Executive Transition Management project.

Neighborhood Reinvestment Corporation, Washington, D.C.: $50,000 toward the costs of launching its Success Measures Data System, which tabulates neighborhood data so that community development practitioners can evaluate the outcomes of affordable housing, community building and economic development programs that benefit low-income people.

REDF, San Francisco, California: $75,000 toward the costs of its social outcome measurement activities with San Francisco Bay Area nonprofits that focus on workforce development.

University of Texas at Austin, Austin, Texas: $100,000 for use by its School of Architecture's Partnership for Quality Growth and Preservation in support of its work to develop a research agenda for affordable housing for the poor in Texas.

University of Chicago, Chicago, Illinois: $100,000 for use by its School of Social Service Administration in support of a case study of Jazz on the Boulevard, a new mixed-income housing development on Chicago's South Side.

University of Chicago, Chicago, Illinois: $63,000 in support of the development of a book manuscript based on a comparative study of redevelopment in the predominantly African-American neighborhoods of Harlem in New York City and Bronzeville in Chicago.

University of Minnesota, Minneapolis, Minnesota: $100,000 for use by its Institute on Race and Poverty for a study designed to show where mismatches between jobs and available workers are most severe and where affordable housing is most needed in various U.S. metropolitan regions.

University of North Carolina at Chapel Hill, Chapel Hill, North Carolina: $35,000 for use by the Center for Community Capitalism of its Kenan Institute of Private Enterprise toward the costs of a case study of the investment policies of the North Carolina Escheat Fund, the prospects for Fund investment in undercapitalized communities in the state, and a comparison with other similar state unclaimed property programs.

Urban Institute, Washington, D.C.: $200,000 toward continued support of a longitudinal study to assess how the HOPE VI program, in which distressed developments are being demolished and replaced with mixed-income housing, is affecting the health and well-being of original, displaced residents.

Urban Institute, Washington, D.C.: $350,000 in support of an analysis of the effects on participating families of the federal Moving to Opportunity program, which moved public housing residents out of distressed neighborhoods by using housing vouchers.

Urban Institute, Washington, D.C.: $50,000 in support of a study to examine fiscal cooperation between local, autonomous governments in U.S. metropolitan regions and its impact on allocation of resources for less-advantaged populations within those regions.

Urban Institute, Washington, D.C.: $74,830 for a symposium on lessons learned from three U.S. Department of Housing and Urban Development projects that tested different strategies to improve the lives and livelihoods of poor people in central cities, November 2004.

Vera Institute of Justice, New York, New York: $40,000 toward the costs of data analysis for a research project on homelessness in New York City.

PUBLIC ENGAGEMENT

1000 Friends of Florida, Tallahassee, Florida: $50,000 in general support of its mission to build better communities in Florida through responsible and inclusionary growth practices.

California Budget Project, Sacramento, California: $44,955 in support of producing and disseminating two reports that map and analyze state investments in California's workforce development system.

Common Ground, New York, New York: $65,000 in support of a conference designed to identify new and more effective strategies to end homelessness in the United States, October 2004.

Conservation Law Foundation, Boston, Massachusetts: $100,000 for a project by its Smart Growth program that promotes the development of an underused and neglected urban rail line into a high-quality rapid-transit service for a string of low-income communities of color in Boston.

Initiative for a Competitive Inner City, Boston, Massachusetts: $200,000 for continued support of its Inner City Economic Forum, which aims to advance private investment in America's inner cities.

National Housing Trust, Washington, D.C.: $75,000 in general support of its mission to preserve affordable housing for low-income families in the United States.

PolicyLink, Oakland, California: $475,000 in general support of its mission to inform, from the wisdom, voice and experience of local constituencies, a new generation of policies that promote social and economic equity, expand opportunity and build strong, organized communities.

Regional Plan Association, New York, New York: $275,000 in support of its project, the Civic Alliance to Rebuild Downtown New York, a coalition of more than 75 businesses and community and environmental groups that is working to ensure that all constituencies are represented in the rebuilding of downtown New York City.

Surface Transportation Policy Project, Washington, D.C.: $150,000 toward the costs of a review of its program activities and the development of a plan for future work.

CALIFORNIA WORKS FOR BETTER HEALTH

The California Endowment, Woodland Hills, California: $2,000,000 in support of the second phase of its California Works for Better Health project, which is designed to improve the health and economic opportunity of residents of the Fresno, Los Angeles, Sacramento and San Diego regions.

ENCOURAGING ECONOMIC RESILIENCY

BUILDING ORGANIZATIONAL CAPACITY

Advancement Project, Washington, D.C.: $200,000 in support of the work of its Washington, D.C., office to advance the field of racial justice by using law, public policy and strategic communications to increase universal opportunity, equity and access in America.

Asian Pacific American Legal Center of Southern California, Los Angeles, California: $150,000 in general support of its mission to provide multilingual, culturally sensitive legal services, education and civil rights support to southern California's growing Asian Pacific American population.

Center for Labor and Community Research, Chicago, Illinios: $75,000 in continued support of its Food Chicago Career Path program and related efforts to expand private and public investment in the training of low-wage manufacturing workers in Illinois.

Fifth Avenue Committee, Brooklyn, New York: $140,000 for continued support of its Learn More/Earn More program for low-wage earners, which combines adult education in basic English and math skills with career counseling.

Foundation-administered project: $325,000 toward the costs of strengthening and assessing a continuing initiative to improve the effectiveness of job training agencies in Boston, Fort Worth and Nashville.

Foundation-administered project: $100,000 in support of a program review, meetings and field analyses about community reinvestment issues in the United States.

Foundation-administered project: $142,000 in support of an assessment of the Encouraging Economic Resiliency area of work.

Jobs with Justice Education Fund, Washington, D.C.: $200,000 in general support of its mission to provide technical assistance to local coalitions that connect thousands of labor, faith-based, community and student groups to engage working people and allies in taking action to improve their quality of life.

Lawyers' Committee for Civil Rights Under Law, Washington, D.C.: $100,000 for general support.

Mexican American Legal Defense and Educational Fund, Los Angeles, California: $175,000 for general support.

National Asian Pacific American Legal Consortium, Washington, D.C.: $140,000 for general support.

National Council of La Raza, Washington, D.C.: $125,000 toward the costs of its Policy Analysis Center, which conducts research, policy analysis and outreach activities to improve the socioeconomic status of Latinos in the United States.

RESEARCH AND POLICY ANALYSIS

Center for Law and Social Policy, Washington, D.C.: $100,000 in support of technical assistance and policy analysis to expand publicly funded, wage-paid transitional jobs programs in the U.S.

Cornell University, Ithaca, New York: $22,500 in support of a study of trends and costs in outsourcing of film, television and video production jobs from the United States to Canada.

Council for Excellence in Government, Washington, D.C.: $50,000 for use by its Coalition for Evidence-Based Policy in support of an initiative to advance state and local implementation of social interventions supported by rigorous evidence of effectiveness.

Duke University, Durham, North Carolina: $350,000 to enable the Global Value Chain Initiative to monitor ongoing trends and issues of global economic restructuring and employment shifts, and to analyze recent industrial development in Mexico.

Financial Markets Center, Philomont, Virginia: $175,000 in general support of its mission to use research, policy analysis and public education to make the operation of financial market institutions more transparent and promote democratic values, accountable public institutions and improved living standards for citizens.





Florida International University, Miami, Florida: $200,000 for use by its Research Institute on Social and Economic Policy toward the costs of research on issues of concern to low- and moderate-income workers and families in Florida.

Good Jobs First, Washington, D.C.: $140,000 in general support of its mission to provide timely and accurate information on subsidized businesses to ensure that their economic development policies are effective in promoting growth in the communities they serve.

Institute of Development Studies, Brighton, England: $424,520 to conduct a value chain analysis on horticulture in East Africa and agriculture in Southeast Asia, and to explore the feasibility of developing a strategic consulting and training entity able to provide below-market services to governments and firms in developing countries.

Massachusetts Institute of Technology, Cambridge, Massachusetts: $99,667 for use by its Industrial Performance Center toward the costs of establishing a working group to examine issues related to the offshoring of service work from the U.S. to other countries.

MDRC, New York, New York: $250,000 toward the costs of its Judith Gueron Fund for Methodological Innovation in Social Policy Research, which will disseminate the evaluation framework and methods learned under the Jobs-Plus project to a broad audience of researchers.

MDRC, New York, New York: $100,000 in support of a U.S.-U.K. learning exchange on demonstration projects in order to strengthen the evidence base for policies that improve the well-being of low-income people, and to explore opportunities for similar international initiatives.

The American Prospect, Boston, Massachusetts: $30,000 toward the costs of publishing a special issue of its *American Prospect* magazine exploring the impact of growing inequality on American institutions and individual mobility.

University of California, Berkeley, Berkeley, California: $26,500 for use by its Institute of Industrial Relations toward the costs of a study to measure the impact of a minimum wage increase on small businesses in the San Francisco area.

Urban Institute, Washington, D.C.: $25,000 in support of a study to examine alternative methods of funding state unemployment insurance trust fund deficits.

William J. Brennan Jr. Center for Justice, New York, New York: $110,000 toward the costs of a study of unregulated work in New York and Chicago.

PUBLIC ENGAGEMENT

California Partnership for Working Families, Los Angeles, California: $50,000 in general support of its mission to promote accountable economic development policies in California.

Center for Community Change, Washington, D.C.: $350,000 in general support of its mission to build the power and capacity of low-income people to improve their communities and change policies that adversely affect their lives.

Center for Public Policy Priorities, Austin, Texas: $100,000 in general support of its mission to improve public policies and practices in Texas, so that they can better address the economic and social needs of low- and moderate- income Texans.

Center on Budget and Policy Priorities, Washington, D.C.: $475,000 in general support of its mission to improve federal and state policies affecting low- and moderate-income families and individuals.

Children's Defense Fund, Washington, D.C.: $250,000 in general support of its mission to improve the lives of low-income children and families in the United States.

Citizen's Union Foundation, New York, New York: $65,000 toward the costs of its project, Community Gazettes, a Web site that connects New York City residents with salient information about their neighborhoods and engages them in debates about community-based planning.

City Limits Community Information Service, New York, New York: $130,000 in general support of its mission to improve the economic health of New York City and create job opportunities for low-income and working-class New Yorkers.

Community Service Society of New York, New York, New York: $80,000 toward the costs of a research project, The Unheard Third, to survey and publish data on the economic and community concerns of low-income New Yorkers.

Community Voices Heard, New York, New York: $110,000 in general support of its mission to expand economic opportunity, jobs and access to education and training for low-income people in New York City.

Community Voices Heard, New York, New York: $35,000 in support of an analytic narrative of the development of its model of community organizing, from its establishment in 1994 to the present.

Demos: A Network for Ideas and Action, New York, New York: $150,000 in general support of its mission to build a more inclusive democracy and promote greater economic equality and opportunity in the U.S. through research, policy advocacy and communications.

Economic Policy Institute, Washington, D.C.: $350,000 in general support of its mission to provide high-quality research and education in order to promote a prosperous, fair and sustainable economy and improve the living standards of low-income workers.

George Washington University, Washington, D.C.: $42,000 for use by its Institute of Public Policy toward the costs of an assessment of a site visit by U.K. personnel to U.S. workforce investment centers and other organizations involved in welfare-to-work efforts, in order to inform possible future exchange visits to centers in both countries.

Harvard University, Cambridge, Massachusetts: $288,130 for use by its Joint Center for Housing Studies in support of an international conference, More than Shelter: Mobilizing Housing Finance for Economic and Social Development, held at the Bellagio Study and Conference Center in May 2005.

Heartland Alliance, Chicago, Illinois: $100,000 toward the costs of expanding the National Transitional Jobs Network, a coalition of independently operated programs and policy centers that have established and promoted transitional jobs programs as a means of helping very low-skilled individuals gain access to the supports and training experience necessary to get and keep quality jobs.





Human Services Coalition of Dade County, Miami, Florida: $40,000 in support of research to assess, analyze and identify gaps and opportunities in federal and state investments in Florida's workforce development system, and to produce a report of recommendations to facilitate improvements in state workforce programs.

Massachusetts Workforce Alliance, Boston, Massachusetts: $35,000 toward the costs of its Community Policy Education Campaign, which convenes workforce development practitioners and informs them about state policy and job access for low-income workers.

National Employment Law Project, New York, New York: $250,000 in general support of its mission to promote enforcement and expansion of employment protections for low-income and unemployed workers.

National Interfaith Committee for Worker Justice, Chicago, Illinois: $150,000 in general support of its mission to educate, organize and mobilize the religious community in the United States to improve wages, benefits and working conditions, especially for low-wage workers.

National Urban League, New York, New York: $130,000 toward planning costs to assess the potential for creating a national commission to facilitate positive debate on the status of male African Americans in economic growth and urban renewal cycles.

National Women's Law Center, Washington, D.C.: $80,000 in general support of its mission to promote public policies that improve the well-being of women and girls in the United States.

New York Immigration Coalition, New York, New York: $75,000 in general support of its mission to promote and protect the rights and economic opportunities of immigrant workers and their families in New York City.

Pratt Institute, Brooklyn, New York: $115,000 in support of its Center for Community and Environmental Development, whose mission is to reduce poverty in New York City's low- and moderate-income communities by promoting sustainable economic development.

Progressive Technology Project, Minneapolis, Minnesota: $120,000 in general support of its mission to elevate the use of information and communication technology by community-based organizations.

Restaurant Opportunities Center of New York, New York, New York: $60,000 in general support of its mission to improve working conditions for restaurant workers in New York City.

Sargent Shriver National Center on Poverty Law, Chicago, Illinois: $150,000 in general support of its mission to develop and support collaborative approaches to achieving social and economic justice for low-income workers.

South Florida Jobs with Justice, Miami, Florida: $150,000 in general support of its mission to build coalitions of labor, community, faith-based and student organizations that work together to improve the lives of working families in South Florida.

United Kingdom Social Investment Forum, London, United Kingdom: $100,000 toward the costs of its project, Pharma Futures, to bring together pension fund sponsors and stakeholders in the pharmaceutical industry to increase understanding about what constitutes a durable business model in that sector.

Unite for Dignity, Miamii, Florida: $65,000 in general support of its mission to develop grassroots leaders who will work to improve the working conditions and communities of immigrants in South Florida.

University of Oxford, Oxford, England: $200,000 toward the costs of a study of best practice in urban infrastructure and economic development by public-sector pension funds in the United States.

University of Texas at Austin, Austin, Texas: $180,000 for use by its Lyndon B. Johnson School of Public Affairs' Ray Marshall Center for the Study of Human Resources toward the costs of a project to strengthen efforts in several states to document and disseminate information about the performance of workforce development systems in meeting the needs of the working poor, and to plan a demonstration of how workforce development systems can better meet the needs of job seekers in central Texas.

Urban Institute, Washington, D.C.: $200,000 in support of a longitudinal study of the challenges facing prisoners upon release and reintegration into society, with a focus on informing re-entry policies at the national, state and local levels.

Women Employed Institute, Chicago, Illinois: $150,000 in general support of its mission to improve women's economic status and remove barriers to economic equity.

Workforce Alliance, Washington, D.C.: $200,000 in general support of its mission to raise awareness about policy and program options for the education and training of low-skilled, under- and unemployed workers.

WORKFORCE DEMONSTRATION

Boston Foundation, Boston, Massachusetts: $250,000 toward the costs of completing the first phase and launching the second phase of its Skillworks program to strengthen Boston community employment agencies that help low-skilled workers and their families gain economic security.

Cornerstone Assistance Network, Fort Worth, Texas: $235,000 for continued support of its program to increase the effectiveness of job-training agencies and the workforce development system in Fort Worth, Texas.

MDRC, New York, New York: $250,000 toward the costs of its Work Advancement and Support Center demonstration project, which seeks to improve incomes of and rates of sustained employment and career advancement among low-wage workers.

New York Community Trust, New York, New York: $125,000 in support of its project, the New York City Workforce Development Funders' Group, in partnership with the New York City Department of Small Business Services, to provide training to low-income workers in local health care and aviation industries.

New York Jobs with Justice, New York, New York: $100,000 toward the costs of implementing its TRADES project, which provides skill training and livable wage opportunities with New York City Housing Authority-funded construction projects for residents in public housing.





Public/Private Ventures, Philadelphia, Pennsylvania: $325,000 for continued support of its Working Ventures initiative, which aims to build organizational capacity in workforce development providers serving low-skilled youth and low-wage earners in economically challenged communities.

University of California, San Francisco, San Francisco, California: $90,000 in support of its Community Partnership project, a university-community partnership to enhance employment and economic opportunities in the Bayview Hunters Point and Visitacion Valley neighborhoods of San Francisco.

Workforce Investment Company, New York City, New York: $100,000 toward the costs of its wage tax credit syndication project, which aims to generate capital for programs advancing employment for low-skilled jobseekers.

EXPLORATIONS

Association of Black Foundation Executives, New York, New York: $75,000 in general support of its mission to promote effective and responsive philanthropy in African-American communities.

Earned Asset Resource Network, San Francisco, California: $50,000 toward the costs of further refining and implementing a service delivery model to establish Individual Development Accounts for low-income people while enhancing community social capital formation in San Francisco's Visitacion Valley neighborhood.

Faith and Politics Institute, Washington, D.C.: $50,000 toward the costs of its United States-Republic of South Africa Faith and Politics Initiative, an effort to facilitate sharing among members of the U.S. Congress and South African Parliamentarians of the experiences of the Republic of South Africa during the transition to majority democracy and of the United States during the civil rights movement, and to reflect on the power of spiritual qualities in each country's progress toward racial justice and reconciliation.

Foundation-administered project: $88,000 in support of an exploration to improve transparency and accountability of the California state budgetary process.

Institute for Public Policy Research, London, England: $56,520 toward the costs of a conference, held at the Bellagio Study and Conference Center, Italy, in May 2004, to bring together policymakers from Europe, Australia and the United States to discuss the challenges of designing and implementing policies that benefit the broad public and the poor in the context of competitive globalization.

Wheeling Jesuit University, Wheeling, West Virginia: $75,000 in support of its Clifford M. Lewis, S. J. Appalachian Institute, which serves as a center of education, research, policy analysis and action around issues facing the distressed center of the Appalachian region.

NEXT GENERATION LEADERSHIP

Barat Education Foundation, Lake Forest, Illinois: $60,000 toward the costs of its Democracy Through Diversity Initiative, which will form panels of Next Generation Leadership participants to partner and speak at educational institutions and community events about issues affecting American democracy.

Institute for Community Leadership, Kent, Washington: $60,000 toward the costs of designing inter-generational cross-cultural exchanges to promote in racially and socio-economically disenfranchised communities meaningful participation in civic and community life through electoral empowerment and participation.

Mentoring Center, Oakland, California: $60,000 toward the costs of its juvenile justice project, which will conduct research into juvenile justice practices and policies, document effective re-entry programs for incarcerated youth and publish a best practices guide for organizations serving incarcerated youth.

New York University, New York, New York: $1,192,850 for use by its Center for Leadership Development, Dialogue and Inquiry at the Robert F. Wagner Graduate School of Public Service, in support of the Next Generation Leadership program, formerly operated by the Rockefeller Foundation.

Stone Circles, Durham, North Carolina: $60,000 toward the costs of its Seeding a Movement in Sustainable Activism project, aimed at bringing the tools and practices of sustainable activism into the larger political discourse on building democracy.





INFORMING APPROACHES TO REDUCING CONFLICT

Boston University, Boston, Massachusetts: $100,000 for use by its African Presidential Archives and Research Center toward the costs of the African Presidential Roundtable, an annual summit of former African heads of state, held in Boston, Massachusetts, and London, England, in April 2004.

Centre for Conflict Resolution, Cape Town, South Africa: $70,000 toward the costs of a conference entitled: The United Nations, Africa's Sub-Regional Organizations and Future Security Threats, held in Cape Town, South Africa, in May 2004.

Columbia University, New York, New York: $1,000,000 toward the costs of an initiative designed to provide information on the current and prospective work of the United Nations Security Council.

Fafo Institute for Applied International Studies, Oslo, Norway: $99,970 for use by its New Security Programme for the costs of writing, publishing and disseminating two articles on the nature and source of threats to human security.

Global Policy Forum, New York, New York: $50,000 for core support of its mission to follow policymaking at the United Nations, educate and mobilize for global citizen participation and provide information on vital issues of international peace and justice.

Henry Dunant Centre for Humanitarian Dialogue, Geneva, Switzerland: $100,000 toward the costs of a project to research and analyze the potential for unarmed monitoring missions as a tool for international intervention in conflict.

King's College, University of Cambridge, Cambridge, England: $200,000 for use by its Common Security Forum toward the costs of two programs on global political institutions and a program on science, health and security.

WSP International, Geneva, Switzerland: $100,000 toward the costs of its Peacebuilding Forum, created to build more effective partnerships between internal and external actors in post-conflict countries.

INTELLIGENCE ON GLOBAL TRENDS

American Friends of the Royal Institution, Stamford, Connecticut: $16,319 toward the costs of participation in a developing country meeting.

Aspen Institute, Washington, D.C.: $100,000 for use by its Ethical Globalization Initiative, in collaboration with the International Council on Human Rights Policy and Columbia University, toward the costs of a project which seeks to inspire a broader and more informed policy debate on global migration.

Bread for the World Institute, Washington, D.C.: $200,000 in general support of its mission to seek justice for hungry people by engaging in research and education on policies related to hunger and development.

Consultative Group on Biological Diversity, San Francisco, California: $30,000 toward general support of its mission to conserve and restore biological diversity in order to safeguard the well-being of people and the health of the global environment.

Foundation-administered project: $700,000 to support a conference series entitled Muslim Worlds and Global Futures, held at the Bellagio Study and Conference Center.

Institute for Policy Studies, Washington, D.C.: $25,016 for the costs of publicizing and disseminating the findings of a report on the lessons of the European Union economic integration process for the North American transnational community.

Institute for Public Policy Research, London, England: $50,000 toward the costs of a conference on developing practical ways for strengthening global civil society, held at the Bellagio Study and Conference Center, July 1-3, 2005.

International Development Research Centre, Ottawa, Canada: $350,000 toward the costs of its Research and Knowledge Systems competition, which provides grants to developing-country scholars to conduct research on the social and public policy challenges of transformative technologies and on the implications of this research for developing countries.

London School of Economics and Political Science, University of London, London, England: $200,000 toward the costs of its Global Civil Society Programme, which researches trends and ideas in global civil society and publishes its findings in an annual publication entitled "The Global Civil Society Yearbook."

Meridian Institute, Dillon, Colorado: $499,751 for the costs of a project to monitor the development and increase understanding of nanotechnology.

Rockefeller Family Fund, New York, New York: $100,000 for use by its Environmental Grantmakers Association toward the costs of the Funders Network on Trade and Globalization, an initiative designed to support foundations and other funders in their efforts to promote global relations, policies and institutions that foster sustainable development around the world.







MAKING TRANS-NATIONAL FLOWS WORK FOR THE POOR

PHILANTHROPY FOR GLOBAL EQUITY

Foundation-administered project: $150,000 for costs associated with enhancing the alumni association of The Philanthropy Workshop.

Northern California Grantmakers, San Francisco, California: $10,000 for use by its project, Grantmakers Concerned with Immigrants and Refugees, which seeks to advance a national network of foundations dedicated to addressing the needs of immigrant and refugee populations.

World Affairs Council of Northern California, San Francisco, California: $91,000 for use by its Global Philanthropy Forum toward the costs of two conferences: its fourth annual Conference on Borderless Giving, and a conference to help Forum participants learn about the policy contexts in which they advance their philanthropic goals.

TRADE AND AGRICULTURE

African Economic Research Consortium, Nairobi, Kenya: $120,000 toward the costs of a workshop to build capacity around trade policy and trade negotiations in sub-Saharan Africa, held November 16-17, 2004, in Dar es Salaam, Tanzania.

Carnegie Endowment for International Peace, Washington, D.C.: $300,000 for use by its Trade, Equity and Development Project toward the costs of an initiative that will examine trade negotiations and other global and domestic policies to identify how they can create employment opportunities and income for the poor.

Institute for Agriculture and Trade Policy, Minneapolis, Minnesota: $76,475 toward the costs of a study on the effects of U.S. food aid on food security and agricultural trade development in sub-Saharan Africa.

International Centre for Trade and Sustainable Development, Geneva, Switzerland: $200,000 toward the costs of a program of research, analysis and dialogue to promote more effective representation of the concerns of small-scale farmers in developing countries in global negotiations on trade and agriculture.

International Food and Agricultural Trade Policy Council, Washington, D.C.: $25,000 for the costs of the planning phase to bring its Capacity Building Program to Southeast Asia to help government officials, farmers and other agricultural stakeholders in developing countries understand and benefit from agricultural trade agreements.

International Institute for Environment and Development, London, England: $99,975 toward the costs of a conference, in collaboration with the International Centre for Trade and Sustainable Development, on trade, sustainable agriculture and poverty reduction, held in July 2004.

International Institute for Sustainable Development, Winnipeg, Canada: $50,000 toward the costs of a planning meeting of its Van Lennep Subsidies Initiative at the Bellagio Study and Conference Center, Italy, March 1-4, 2005, to discuss subsidies that impact sustainable development.

Michigan State University, East Lansing, Michigan: $200,000 for use by its Partnership to Cut Hunger and Poverty in Africa, in collaboration with Resources for the Future, for the costs of a project to produce and disseminate a report analyzing U.S. agricultural development assistance to Africa.

South Centre, Geneva, Switzerland: $200,000 for use by its Trade and Development Program for the costs of a project to assist developing countries to participate more effectively in World Trade Organization negotiations on agricultural trade.

Tufts University, Medford, Massachusetts: $98,806 for use by its Global Development and Environment Institute toward the costs of assessing agricultural and investment policy options available to Mexico at the national level and bilaterally with the United States.

University of Pretoria, Pretoria, South Africa: $150,000 toward the costs of launching the Annual Pan-African Trade Negotiations and Moot Court Competition, which aims to address the current need for skills in the area of trade negotiations and dispute resolution in Africa.

TECHNOLOGY AND INNOVATION FOR THE POOR

GLOBAL DIALOGUES ON PLANT BIOTECHNOLOGY

AfricaBio, Irene, South Africa: $98,200 for the final phase of a project to advance an understanding of and dialogue about plant biotechnology through capacity building in southern African countries.

African Agricultural Technology Foundation, Nairobi, Kenya: $66,825 for the costs of its official launch as an entity that will link the needs of resource-poor farmers with potential technological solutions to create food security and poverty reduction in sub-Saharan Africa.

African Technology Policy Studies Network, Nairobi, Kenya: $250,000 toward the costs of a project that will support national and regional efforts to develop policies to manage agricultural biotechnology in sub-Saharan Africa.

Center for Science in the Public Interest, Washington, D.C.: $250,000 toward the costs of a project to inform the international debate around scientific and regulatory issues related to biotechnology, and to put forward a middle ground on biotechnology in that debate.

Foundation-administered project: $60,000 for a consultancy to assist in the evaluation of Global Inclusion's Global Dialogues on Plant Biotechnology.

Harvard University, Cambridge, Massachusetts: $99,705 for use by its Kennedy School of Government toward the costs of a research project to analyze agricultural biotechnology and its potential to benefit poor farmers.

International Centre of Insect Physiology and Ecology, Nairobi, Kenya: $250,000 for the costs of the second phase of a research project to assess the risk of transgene dissemination associated with the introduction of genetically modified crops in Africa, using cowpea as a model.

International Food Policy Research Institute, Washington, D.C.: $200,000 toward the costs of a joint initiative with the Food, Agriculture, and Natural Resources Policy Analysis Network aimed at raising awareness, promoting dialogue and developing consensus among African policymakers and scientists about improving the institutions and policies needed to govern biotechnology in agriculture in southern Africa.

Kenya Plant Health Inspectorate Service, Nairobi, Kenya: $15,727 toward the costs of enhancing Kenya's capacity to implement biosafety regulations and to assess and manage potential risks associated with genetically modified staple crops, through the training of one of its scientists at Agriculture and Biotechnology Strategies (Canada) Inc.

Meridian Institute, Dillon, Colorado: $250,000 for the costs of its Agricultural Biotechnology Intranet site and its Food Security Biotechnology News electronic mailing list, which provide relevant actors with timely, high-quality, balanced information on critical developments in the agricultural, biotechnology, intellectual property rights and food security arenas.

Oxfam America, Boston, Massachusetts: $265,650 for the costs of research (1) to assess the benefits, costs and potential risks of developing-country small-scale farmers' use of transgenic cotton and (2) to examine the process of and produce a set of guidelines for developing appropriate biosafety regulations.

Tropical Pesticides Research Institute, Arusha, Tanzania: $17,217 toward the costs of enhancing Tanzania's capacity to implement biosafety regulations and to assess and manage potential risks associated with genetically modified staple crops, through the training of one of its scientists at Agriculture and Biotechnology Strategies (Canada) Inc.

United Nations University, Tokyo, Japan: $200,000 for use by its Institute of Advanced Studies toward the costs of a project that will provide an assessment of international initiatives for building capacity in the field of biosafety and biotechnology in Southeast Asia and sub-Saharan Africa.

MORE EQUITABLE INTELLECTUAL PROPERTY POLICIES

3D-Trade-Human Rights-Equitable Economy, Geneva, Switzerland: $75,000 toward the costs of a project that will use human rights rules and mechanisms to ensure access to affordable medicines in developing countries.

Center for International Environmental Law, Washington, D.C.: $150,000 toward the costs of IP Watch, a project to monitor, investigate and report on the interactions between private business interests, government and intergovernmental organizations, and their effects on the formation of international public policy on intellectual property.

Center for the Application of Molecular Biology to International Agriculture, Black Mountain, Australia: $750,000 toward the costs of a project to develop, promote, implement and validate a new model for managing intellectual property, stimulating innovation and delivering useful biological technologies based on the principles of an open-access, collaborative protected commons.

Consumers International, London, England: $240,000 toward the costs of a series of dialogues among consumer advocates and E.U. and U.S. policymakers, aimed at fostering a fairer system of intellectual property rights to allow for the freer exchange of knowledge and ideas and the delivery of innovative and affordable products to the marketplace.

Creators' Rights Alliance, Ontario, Canada: $50,000 for the costs of a project to assist advocates for indigenous peoples to prepare for and participate in international meetings on intellectual property and the protection of traditional knowledge.

Essential Information, Washington, D.C.: $450,000 for use by its Consumer Project on Technology in support of its work on promoting intellectual policy reform in the areas of culture, creativity and knowledge goods, and innovation and access to medical inventions.

Fundacion Agenda Colombia, Bogota, Colombia: $25,000 toward the costs of a seminar entitled: "Globalization, Intellectual Property Rights, and Social Equity: Challenges and Opportunities of the Free Trade Agreements," held in Bogotá, Colombia, July 22 and 23, 2004.

International Centre for Trade and Sustainable Development, Geneva, Switzerland: $74,000 toward the costs of a conference on strengthening developing-country leadership on intellectual property policy, one in a series of Global Dialogues on Intellectual Property, held at the Bellagio Study and Conference Center, Italy, October 2004.

International Centre for Trade and Sustainable Development, Geneva, Switzerland: $80,000 for the costs of a conference on strengthening developing-country leadership on intellectual property policy, one in a series of Global Dialogues on Intellectual Property, held at the Bellagio Study and Conference Center, December 2004.

International Institute for Environment and Development, London, England: $100,000 toward the costs of the first phase of a project to help poor rural communities in developing countries protect their rights with respect to traditional knowledge related to biological resources.

Public Patent Foundation, New York, New York: $100,000 toward the costs of a project that will challenge certain patents issued on essential medical and agricultural technologies, in order to promote greater access to the technologies.

Southern and Eastern African Trade Information and Negotiations Institute Trust, Harare, Zimbabwe: $150,000 for general support of its mission to strengthen the ability of African officials to negotiate on trade and development issues, and to develop research and teaching capacity in trade policy in African institutions.







Africa Regional Program

HUMAN CAPACITY BUILDING

AFRICAN UNIVERSITY INITIATIVE

Foundation Partnership

African Economic Research Consortium, Nairobi, Kenya: $426,000 toward the costs of an Africa-based collaborative Ph.D. program to strengthen teaching, research and economic policy capacity on the continent.

Association of African Universities, Accra-North, Ghana: $12,500 toward the costs of research and a workshop concerning the impact the World Trade Organization's General Agreement on Trade in Services will have on higher education, to culminate in the Association's General Conference, held in February 2005.

Association of African Universities, Accra-North, Ghana: $72,500 toward the costs of its continued restructuring and revitalization.

Kenyatta University, Nairobi, Kenya: $149,900 in support of its work to develop a new vision and strategic plan for the University that will strengthen its capacity for institutional reform.

Makerere University, Kampala, Uganda: $65,000 toward the costs of a Very Small Aperture Terminal system to increase the University's bandwidth capacity, enabling access to global information resources and increasing the efficiency and effectiveness of research and research linkages.

Open University of Tanzania, Dar es Salaam, Tanzania: $90,000 toward the costs of its community economic development program, a joint initiative with Southern New Hampshire University, to study the impact of and future demand for the program and to pilot an information and communication technologies-based teaching and learning system.

Tides Center, San Francisco, California: $50,000 toward the costs of its project, the African Grantmakers' Affinity Group, for support of its mission to build and strengthen partnerships among grantmakers working in Africa.

University of Dar es Salaam, Dar es Salaam, Tanzania: $300,000 toward the costs of establishing a fund to encourage within its faculties innovations that conceptualize and pilot new ways of supporting the national framework for poverty reduction.

Uganda Program

Makerere University, Kampala, Uganda: $2,000,000 toward the costs of its revitalization as an institution that can nourish Uganda's social, economic, and political transformation in the 21st century and address the human capacity and research needs of decentralization.

Other University Activities

African Economic Research Consortium, Nairobi, Kenya: $720,000 in general support of its mission to strengthen local capacity for conducting independent, rigorous inquiry into the problems facing the management of economies in sub-Saharan Africa.

Foundation-administered project: $99,000 in support of activities that will raise the profile and improve the conceptual base of the Foundation's work in human and institutional capacity building.

QUALITY EDUCATION FOR SOCIAL TRANSFORMATION

Egerton University, Njoro, Kenya: $34,920 for the costs of a collaborative project with Maseno University to produce reading materials on growing up and sexual maturation for school children in Kenya.

Forum for African Women Educationalists, Kenya Chapter, Nairobi, Kenya: $40,741 toward the costs of implementing phase two of its project to create awareness among stakeholders about the impact of sexual maturation on school attendance and performance in the Nairobi and Bondo districts of Kenya.

Forum for African Women Educationalists, Ghana Chapter, Accra, Ghana: $482,622 toward the costs of institutionalizing its activities in girls' education in Ghana into national, regional and district education programs and policies.

Forum for African Women Educationalists, Uganda Chapter, Kampala, Uganda: $175,595 toward the costs of bridging the gender gap in girls' education in Uganda by increasing the retention, performance and achievement of primary school pupils, especially girls, in five districts.

Makerere University, Kampala, Uganda: $19,447 for the costs of a study to examine current practices for, and to make recommendations for interventions to improve, literacy development in primary schools in Uganda.

Makerere University, Kampala, Uganda: $39,790 toward the costs of a project that will document skills and methods for training children in reading and writing at the lower primary school level in Uganda.

Starehe Girls' Centre, Nairobi, Kenya: $91,000 toward the costs of creating a center of excellence to redress the imbalance of access to educational and leadership opportunities for adolescent girls from poor and marginalized communities in Kenya.

United Nations Educational, Scientific and Cultural Organization, Paris, France: $160,000 for use by its International Institute for Educational Planning toward the costs of the activities of the Association for the Development of Education in Africa, in particular for its working groups on nonformal education, on books and learning materials and on early childhood development.

INFORMATION FOR DEVELOPMENT IN AFRICA

AfriAfya, Nairobi, Kenya: $150,000 toward the costs of strengthening community-based information systems for increased access to and utilization of information for development in Kenya.

African Population and Health Research Centre, Nairobi, Kenya: $686,813 toward the costs of implementing the Nairobi Urban Health and Demographic Surveillance System, a tool for monitoring and evaluating the impact of various health interventions designed to improve the well-being of the urban poor.

Economic Policy Research Centre, Kampala, Uganda: $460,000 toward the costs of further development of the Local Government Information Communication System, created to enhance integrated planning at the district level in Uganda.

Economic Policy Research Centre, Kampala, Uganda: $65,030 toward the costs of a scoping study to assess the effectiveness of delivery systems for HIV/AIDS therapy in Uganda.

Institute of Policy Analysis and Research, Nairobi, Kenya: $121,350 toward the costs of strengthening Kenya's Local Authorities Service Delivery Action Plan, created to improve service delivery in Kenya's urban slum communities.

International Livestock Research Institute, Nairobi, Kenya: $61,000 toward the costs of producing, in collaboration with the Uganda Bureau of Statistics, a technical report on poverty mapping analysis in Uganda.

Link Community Development, London, United Kingdom: $221,442 in support of its project to develop and implement a system of information management in education in Uganda.

Makerere University, Kampala, Uganda: $99,649 in support of a study to determine the economic consequences of malaria on rural households in Uganda.

Makerere University, Kampala, Uganda: $63,375 for use by its Institute of Public Health to develop improved methods of population-based data collection and analysis for decision making and planning in Uganda's health system.

Ministry of Education, Science and Technology, Kenya, Nairobi, Kenya: $80,300 for use by its Kenya National Examinations Council for a project to monitor and assess the implementation of free primary education in Kenya by tracking enrollment and attendance patterns of pupils in Kenyan primary schools.

Ministry of Finance, Planning, and Economic Development, Uganda, Kampala, Uganda: $298,582 for use by its Population Secretariat for activities aimed at enhancing utilization of data and information for district planning and service delivery in Uganda.

Moi University, Eldoret, Kenya: $229,600 toward the costs of a joint project with Indiana University to create a Web-based version of electronic medical records that will serve as a critical tool in the battle against HIV/AIDS in Africa.

University of the Western Cape, Bellville, South Africa: $295,000 for use by its School of Public Health for a pilot study that will assist the Tanzanian Ministry of Health to enhance its health information system by conducting routine waiting-time and quality-of-care surveys in health care facilities.

University of Wisconsin-Stevens Point, Stevens Point, Wisconsin: $356,103 for a collaborative project, with Makerere University and the Regional Universities Forum for Capacity Building in Agriculture, to integrate the use of geographic information systems into local government planning in Uganda.

EXPLORATIONS AND OTHER

International Food Policy Research Institute, Washington, D.C.: $670,000 in support of a regional network of agricultural and health institutions in eastern Africa for the conduct of research, capacity strengthening and policy communications on the two-way interactions between HIV/AIDS and food security.

International Institute for Environment and Development, London, England: $60,000 toward the costs of a conference on land policy in Africa aimed at identifying the links between property rights and income, and policies to assist the rural and urban poor to more secure land access for improved livelihoods and food security, held in the U.K., November 2004.

Kenya National Academy of Sciences, Nairobi, Kenya: $7,574 toward the costs of organizing a series of public lectures to enhance awareness and management capacity on science and technology policy issues in Kenya.

Rural Outreach Program, Nairobi, Kenya: $23,131 toward the costs of a conference on capacity development for editors of African scholarly journals, held in Nairobi, December 2004.

Foundation-administered project: $55,000 toward the costs of program development workshops and consultancies to assist in the preparation of an updated Africa Regional Program strategy.





North America Regional Program

NORTH AMERICAN TRANS-NATIONAL COMMUNITIES

ACCOUNTABILITY/PARTICIPATION/MODELS

California Institute for Rural Studies, Davis, California: $99,356 in support of its project to study the community-based nostalgia market system—the production, distribution and sale of items that have special appeal to immigrant populations—and its potential to improve livelihoods in migrant-sending villages in Mexico.

Hispanics in Philanthropy, San Francisco, California: $6,000 in support of its research project on the potential of mobilizing resources through Mexican Hometown Associations to community foundations in Mexico.

Interdisciplinary Group on Women, Work and Poverty, Mexico City, Mexico: $100,000 toward the costs of a competitive research program to investigate the impact of remittances from family members in the United States on indigenous women living in poverty in Mexico.

TransFair USA, Oakland, California: $25,000 in support of its project to educate Mexican immigrant communities in Los Angeles on trade policies related to products from their communities of origin in an effort to improve livelihoods in those communities.

U.S.-Mexico Foundation for Culture, New York, New York: $45,000 toward the costs of establishing a plastic arts community workshop in San Francisco Cajonos, in the state of Oaxaca, Mexico, to strengthen that transnational community's cultural identity.

BASELINE MAPPING/DIALOGUES/RESEARCH

Autonomous Metropolitan University, Iztapalapa, Iztapalapa, Mexico: $199,900 in support of its project to generate a knowledge platform to understand better the dynamics of transnational communities as a result of migration from Mexico to the U.S., focused in particular on the Mixteca region of the state of Oaxaca.

Autonomous University of Zacatecas, Zacatecas, Mexico: $240,000 in support of its project to generate a knowledge platform to understand better the dynamics of transnational communities as a result of migration from Mexico to the U.S., focused in particular on the Zacatecas region.

Baruch College, City University of New York, New York, New York: $171,860 toward the costs of a research project to determine what roles community-based organizations play in the lives of new immigrants in New York City.

California Institute for Rural Studies, Davis, California: $5,000 to translate into Spanish a manuscript on how migrants from Los Haro, Zacatecas, have created a transnational community in the Napa Valley, California.

Center for Research and Advanced Studies in Social Anthropology, Mexico City, Mexico: $50,000 in support of its project to generate a knowledge platform to understand better the dynamics of transnational communities as a result of migration from Mexico to the U.S., focused in particular on the Veracruz region.

Coalition for Humane Immigrant Rights of Los Angeles, Los Angeles, California: $150,000 toward the costs of its project, the National Day Laborer Organizing Network, a coalition of community-based organizations whose aim is to improve the lives and working conditions of day laborers in the United States.

Foundation-administered project: $250,000 for the costs of developing the first phase of the evaluation of the Foundation's North American Transnational Communities program.

Iberoamerican University, Puebla, Puebla, Mexico: $150,000 in support of its project to generate a knowledge platform to understand better the dynamics of transnational communities as a result of migration from Mexico to the U.S., focused in particular on the state of Puebla.

International Migration and Development Network, Zacatecas, Mexico: $250,000 in support of a project to generate a knowledge platform to better understand the dynamics of transnational communities as a result of migration from Mexico to the U.S.

Mexico-North Research Network, Washington, D.C.: $50,000 toward the costs of a fellowship program designed to promote research by and collaboration among U.S. and Mexican scholars on the multiple dimensions of transnational communities within the U.S.-Mexico context.

National Immigration Law Center, Los Angeles, California: $150,000 for general support of its mission to protect and promote the rights and opportunities of low-income immigrants and their families.

Social Science Research Council, New York, New York: $13,910 toward the costs of travel for 11 individuals from developing countries to participate in the conference entitled: Collaborative Writing on Translocal Flows in the Americas, held at the Bellagio Study and Conference Center, Italy, October 2004.

Technological Institute of Oaxaca, Oaxaca, Mexico: $100,000 in support of its project to generate a knowledge platform to understand better the dynamics of transnational communities as a result of migration from Mexico to the U.S., focused in particular on the indigenous Oaxaca region.

University of California, Los Angeles, Los Angeles, California: $190,000 toward the costs of a research project to identify immigrant-serving organizations in the Los Angeles metropolitan area and to analyze their roles in immigrant communities.



University of Notre Dame, Notre Dame, Indiana: $172,000 toward the costs of conducting, with the University of Illinois at Chicago, a systematic landscaping of immigrant-serving organizations in the Chicago metropolitan area.

U.S.-Mexico Foundation for Culture, New York, New York: $83,100 toward the costs of its II Forum, The Cultural Dimension of Transnational Communities, held in Oaxaca, Mexico, August 2004.

Welte Institute for Oaxacan Studies, Greensboro, North Carolina: $150,000 toward the costs of research to elucidate the links among the crisis of coffee production, certification-based trade systems and migration flows from Oaxaca and Chiapas.

EDUCATION/OUTREACH/COALITION BUILDING

Binational Center for the Development of Oaxacan Indigenous Communities, Fresno, California: $150,000 toward the costs of capacity building to enable the Center and its Mexican counterparts to respond better to the needs of Mexican indigenous transnational communities.

Heartland Alliance, Chicago, Illinois: $100,000 toward the costs of its Enlaces América program to build the capacity of immigrant community leaders to assume leading roles in domestic and international policy advocacy processes.

Mexican American Legal Defense and Educational Fund, Los Angeles, California: $100,000 toward the costs of a project being undertaken in collaboration with the Council of Mexican Federations of Southern California to raise the leadership capacity of Mexican hometown association leaders based in Southern California.

Partners for Democratic Change, San Francisco, California: $98,111 toward the costs of a capacity-building program for transnational communities in the Chicago area.

Southeast Asia Regional Program

LEARNING ACROSS BOUNDARIES IN THE GREATER MEKONG SUB-REGION

CROSS-BORDER HEALTH

AIDS Society of the Philippines, Manila, Philippines: $85,730 toward the costs of publishing and disseminating at the XV International AIDS Conference, held in Bangkok, July 2004, the results of a study on the content, trends and quality of media coverage of gender issues in the context of HIV/AIDS prevention and control in Cambodia, Indonesia, Lao P.D.R., the Philippines, Thailand and Vietnam.

Creating Resources for Empowerment and Action, New York, New York: $66,000 in support of its project to finalize and publish 15 case studies documenting how organizations in South and Southeast Asia have integrated concepts of gender, sexuality and human rights into AIDS and sexual health interventions, as follow up to a workshop held at the Bellagio Study and Conference Center, Italy, September 2003.

Khemara, Phnom Penh, Cambodia: $147,884 to expand an experimental intervention model that integrates gender concerns into the provision of AIDS and sexual health education and services among marginalized communities in Phnom Penh, Cambodia.

Mahidol University, Nakornprathom, Thailand: $614,000 for use by its Center for Health Policy Studies, serving as secretariat of the Southeast Asian Consortium on Gender, Sexuality and Health, for a project to undertake regional training, research and publication activities contributing to a gender-sensitive approach to sexual health, while building the Consortium's institutional capacity and sustainability.

Philippine Educational Theater Association, Quezon City, Philippines: $368,200 in support of its project to enhance the capacity of art groups in the Greater Mekong Sub-region to use theater and other art forms for public education on AIDS and sexual health.

Population Council, New York, New York: $209,592 for use by its Bangkok office toward the costs of a project to assist local organizations in the Greater Mekong Sub-region to document interventions on sexual health and HIV/AIDS and to strengthen their capacity in monitoring and evaluation.

AIDS Network Development Foundation, Chiang Mai, Thailand: $300,000 to further refine and document comprehensive socio-medical approaches to HIV/AIDS vulnerability among ethnic, minority populations in northern Thailand.

Cambodian Women for Peace and Development, Phnom Penh, Cambodia: $300,000 for the continuation of an experimental program to strengthen inter-country health care and social support systems for Cambodian workers migrating to Thailand.

Center for Community Health and Development, Hanoi, Vietnam: $98,920 for the costs of a formative research project designed to develop a multi-sectoral program to reduce HIV/AIDS vulnerability among ethnic groups in Lang Son Province, northern Vietnam.

Hanoi School of Public Health, Hanoi, Vietnam: $29,400 in support of its efforts to strengthen a recently established Bachelor of Public Health program in Vietnam through study visits to similar programs in the region.

International Organization for Migration, Geneva, Switzerland: $176,150 in support of a project to institutionalize disease control measures in Thai immigration detention centers, thereby increasing access to HIV/AIDS prevention and TB control among detained migrants.







IPS Inter Press Service International Association, Rome, Italy: $46,980 in support of its efforts to highlight issues related to AIDS in Southeast Asia through involvement of local journalists in the production of print and electronic media at the XV International AIDS Conference, held in Bangkok, July 2004.

Khon Kaen University, Khon Kaen, Thailand: $87,400 toward the costs of a research project on the links between quality of life and health outcomes of migrants from Lao P.D.R. working in two provinces of northeast Thailand.

Ministry of Information and Culture, Laos, Vientiane, Lao P.D.R.: $151,262 for use by its Institute of Cultural Research to undertake a social impact analysis of increased mobility and its implications for increased HIV transmission and substance abuse in Lao P.D.R.'s border areas with China, Myanmar and Thailand.

Pattanarak Foundation, Chachoengsao, Thailand: $81,600 to develop experimental models to improve the health of marginalized cross-border communities in Kongchiam, Thailand, and KongXedone, Lao P.D.R.

Raks Thai Foundation, Bangkok, Thailand: $99,670 to enhance participation of Southeast Asian organizations at the XV International AIDS Conference, held in Bangkok, July 2004.

Raks Thai Foundation, Bangkok, Thailand: $356,647 toward the costs of expanding its model of comprehensive care for HIV-affected families in four districts in northern Thailand.

LEARNING ACROSS BOUNDARIES

Asian Resource Foundation, Bangkok, Thailand: $252,030 in continued support of a research fellowship program entitled: Islam in Transition in Southeast Asia: A View from Within, for young Muslim scholars in the region.

Center for Khmer Studies, New York, New York: $350,000 in support of its efforts to enhance the capacity of Khmer universities by providing study and research opportunities on regional issues to young faculty in both public and private academic institutes in Cambodia.

Chiang Mai University, Chiang Mai, Thailand: $555,000 for use by its Regional Center for Social Science and Sustainable Development in support of its efforts to broaden its exchange study program, build institutional linkages across borders and strengthen collaborative research on the on-going regionalization process in the Greater Mekong Sub-region.

Chiang Mai University, Chiang Mai, Thailand: $81,840 for use by its Biodiversity and Indigenous Knowledge Studies Center for Research and Sustainable Development toward the costs of a project to increase understanding of the impacts of subregional growth and infrastructural development on changing ecosystems and the lives and livelihoods of poor communities in Yunnan Province of China, Lao P.D.R. and Thailand.

Chiang Mai University, Chiang Mai, Thailand: $94,650 for use by its Social Research Institute to finalize, publish and disseminate the results of a comparative study on the impact of globalization, regionalization and nationalism on the cultures and social systems of selected ethnic groups in the Greater Mekong Sub-region.

Chiang Mai University, Chiang Mai, Thailand: $99,500 for use by its Social Research Institute to undertake the first phase of a collaborative study of the tourism industry in the Greater Mekong Sub-region and its multiple impacts on socioeconomic development, culture and the environment.

Chulalongkorn University, Bangkok, Thailand: $452,820 for use by its Faculty of Arts to continue its fellowship program, Weaving the Mekong into Southeast Asia, thus enabling 15 students from Greater Mekong countries to participate in its international master's degree program in Southeast Asian Studies, while building its institutional capacity to undertake programs with a regional scope.

EMPOWER Foundation, Nonthaburi, Thailand: $50,000 in support of: (1) the participation of Southeast Asian artists in the sixth Asiatopia Performance Art Festival, (2) research on performance art in Southeast Asia and (3) a workshop to assess the past and future of performance art in the region.

Foundation-administered project: $100,000 for the costs of establishing an advisory committee and an evaluation team to initiate a systematic process of monitoring and evaluation for the Foundation's Learning Across Boundaries area of work.

Foundation-administered project: $70,000 to provide assistance to the Southeast Asia Regional Program's Learning Across Boundaries area of work in order to better address linguistic and cultural diversity concerns in the Greater Mekong Sub-region.

Mekong Institute Foundation, Khon Kaen, Thailand: $350,000 for the costs of holding a series of policy summits and preparing the findings for decision makers of the Greater Mekong Sub-region.

Ministry of Information and Culture, Laos, Vientiane, Lao P.D.R.: $108,650 for use by its Institute of Cultural Research to create an electronic databank presenting existing and newly collected data on the lives and cultures of the diverse ethnic groups in Lao P.D.R.

Princess Maha Chakri Sirindhorn Anthropology Centre, Bangkok, Thailand: $43,460 in support of a planning meeting, held in Thailand in October 2004, to allow key Mekong cultural institutions to interact with U.S. organizations in developing joint activities in preparation for the 2007 Smithsonian Folklife Festival, entitled, The Mekong River: Connecting Cultures.

Silkworm Books, Chiang Mai, Thailand: $227,000 in support of the establishment of a nonprofit publishing mechanism to promote the production and dissemination of writing and scholarship on the Mekong Sub-region by writers from the region.

Ubon Ratchathani University, Ubon Ratchathani, Thailand: $116,820 for use by its Faculty of Liberal Arts to establish a resource center on the Greater Mekong Sub-region and organize an international conference on the region's transboundary issues.

Visiting Arts, London, England: $119,800 in support of a project to research and develop cultural profiles of Vietnam, Cambodia and Lao P.D.R., and to train local personnel in research methodology and editorial work.

Yunnan Provincial Museum, Kunming, China: $32,825 for use by its Yunnan Cultural Heritage Research Centre in support of a cross-border capacity-building and networking initiative—with a focus on ethnic handmade paper-making—among museums and research institutions in Yunnan Province of China, Cambodia, Lao P.D.R., Thailand and Vietnam.

UPLAND COMMUNITIES IN TRANSITION

Center for Biodiversity and Indigenous Knowledge, Kunming, Yunnan, China: $146,000 in support of a multidisciplinary research and learning mobile workshop focused on understanding and predicting land-use trends, in view of regional development plans, in the uplands of Yunnan Province in China, Lao P.D.R. and Thailand.

Centre for Sustainable Development in Mountainous Areas, Hanoi, Vietnam: $50,115 toward the costs of the IV Mainland Montane Southeast Asia Conference on the preservation of indigenous knowledge, natural resources and poverty reduction in the uplands of the Greater Mekong Sub-region, held in Sapa, Vietnam, May 2005.

Chiang Mai University, Chiang Mai, Thailand: $20,000 for use by its Unit for Social and Environmental Research, Faculty of Social Sciences, toward the costs of a benchmark study of water governance in the Greater Mekong Sub-region.

Foundation-administered project: $48,000 toward the costs of exploring development by the Foundation's Southeast Asia Regional Program and its Food Security Theme of an integrated course of action for the Foundation in the Greater Mekong Sub-region of Southeast Asia.

Foundation-administered project: $83,836 for the costs of identifying and documenting successful intervention models in upland agricultural development in the Greater Mekong Sub-region.

Khon Kaen University, Khon Kaen, Thailand: $146,654 for use by its Office of International Agriculture toward the costs of programs to strengthen research and teaching capabilities of academic staff at Lao universities and promote networking and knowledge sharing among agricultural education institutes in Thailand and Lao P.D.R.

Ministry of Agriculture and Forestry, Lao P.D.R., Vientiane, Lao P.D.R.: $45,000 to enhance agricultural productivity of upland farmers in central Lao P.D.R. through a combination of community seed multiplication and integrated crop management interventions already employed successfully in northern Thailand and other parts of Lao P.D.R.

Ministry of Agriculture and Rural Development, Vietnam, Hanoi, Vietnam: $40,000 toward the costs of a regional conference on rice research and rice-based food security in the Greater Mekong Sub-region, held in Ho Chi Minh City, Vietnam, October 2004.

Royal Project Foundation, Chiang Mai, Thailand: $20,000 toward the costs of its International Symposium on Sustainable Highland Development and Networking, held in Chiang Mai, Thailand, December 2004.

Sustainable Development eLearning Network, Eugene, Oregon: $50,000 in support of its project to develop and deploy a Web-based resource to promote learning and sustainable agriculture in the Greater Mekong Sub-region.

Thai Nguyen University of Agriculture and Forestry, Thai Nguyen, Vietnam: $150,570 for the costs of a fellowship program oriented toward upland agriculture to enhance the academic capacity of selected teaching staff of agricultural colleges in Lao P.D.R.

Thangone Irrigation College, Vientiane, Lao P.D.R.: $35,000 in support of its project to improve library services and produce Lao language textbooks and teaching aids for selected subjects relevant to rural development and irrigated agriculture in Lao P.D.R.

Vietnamese Academy for Social Sciences, Hanoi, Vietnam: $59,600 for use by its Institute of Anthropology for the costs of a study of the coping mechanisms of three upland ethnic groups in Vietnam regarding seasonal food shortages.

World Agroforestry Centre, Nairobi, Kenya: $310,000 for the costs of its research project on upland sustainable productivity in the Greater Mekong Sub-region through analysis of the physical, social, economic and policy environments prevailing in Lao P.D.R., Thailand, Vietnam and Yunnan Province, China.







Bellagio

African Population and Health Research Centre, Nairobi, Kenya: $16,905 toward the costs of travel for up to 16 individuals from Africa to participate in the conference, Urban Health and Poverty in Sub-Saharan Africa: Challenges for the 21st Century, held at the Bellagio Study and Conference Center, Italy, March 2004.

American Geophysical Union, Washington, D.C.: $25,125 toward the costs of travel for 18 individuals from developing countries to participate in the conference, Vulnerability to Climate Change in the Developing World, held at the Bellagio Study and Conference Center, March 2005.

Catholic University of America, Washington, D.C.: $8,451 toward the costs of travel for eight individuals from developing countries to participate in the conference, Family Law and Religious Law in Abrahamic Faiths, held at the Bellagio Study and Conference Center, Italy, April 2004.

Cornell University, Ithaca, New York: $10,000 toward the costs of travel for five individuals from developing countries to participate in the conference, Identity, Community and Economic Policy for Poverty Alleviation, held at the Bellagio Study and Conference Center, March 2005.

Creating Resources for Empowerment and Action, New York, New York: $30,000 toward the costs of travel for 17 individuals from developing countries to participate in the conference, Building Alliances for Global Organizing on Issues of Gender-Based Violence: Working through Chasms, Differences and Boundaries, held at the Bellagio Study and Conference Center, Italy, July 2004.

Danish Bilharziasis Laboratory, Charlottenlund, Denmark: $18,000 toward the costs of travel for eight individuals from developing countries to participate in the conference, Establishing a Global Program for Combating Cysticercosis, held at the Bellagio Study and Conference Center, Italy, September 2004.

Foundation-administered project: $100,000 for a series of consultancies to assist in the future development of the Bellagio program.

Howard University, Washington, D.C.: $9,500 toward the costs of travel for seven individuals from developing countries to participate in the conference, Inclusion in Higher Education, held at the Bellagio Study and Conference Center, November 2004.

John Dirks, Ontario, Canada: $12,000 toward the costs of travel for nine individuals from developing countries to participate in the conference, Prevention of Renal Diseases in the Emerging World: Toward Global Health Equity, held at the Bellagio Study and Conference Center, Italy, March 2004.

Lynn Margulis, Amherst, Massachusetts: $2,400 toward the costs of travel for three individuals from developing countries to participate in the conference, Human Brain in the Context of Natural History, held at the Bellagio Study and Conference Center, Italy, April 2004.

McGill University, Montreal, Canada: $22,000 toward the costs of travel for 13 individuals from developing countries to participate in the conference, Indigenous Peoples' Food Systems for Health Promotion, held at the Bellagio Study and Conference Center, Italy, July 2004.

Nelly Stromquist, Los Angeles, California: $4,676 toward the costs of travel for four individuals from Latin America to participate in the team meeting, The Construction of Gender in Educational Policies: Latin American Cross-National Perspectives, held at the Bellagio Study and Conference Center, February 2005.

Northwestern University, Evanston, Illinois: $4,000 toward the costs of travel for three individuals from developing countries to participate in the team meeting, Investigating the Practice of School Improvement: Theory, Methodology and Relevance, held at the Bellagio Study and Conference Center, Italy, August 2004.

Ruth Simmons, Ann Arbor, Michigan: $17,000 toward the costs of travel for eight individuals from developing countries to participate in the conference, From Pilot Projects to Policies and Programs: Scaling Up Innovations in Health Service Delivery, held at the Bellagio Study and Conference Center, Italy, June 2004.

University of British Columbia, Vancouver, Canada: $5,420 toward the costs of travel for four individuals from developing countries to participate in the conference, Mapping the Global Dimensions of Telemediated Employment Relocation, held at the Bellagio Study and Conference Center, Italy, December, 2004.

University of California, Irvine, Irvine, California: $4,800 toward the costs of travel for four individuals from developing countries to participate in a team meeting, Democratizing Women: NGOs, Empowerment and Marginalization in the 21st Century, held at the Bellagio Study and Conference Center, Italy, August 2004.

University of Kwazulu-Natal, Durban, South Africa: $9,603 toward the costs of travel for nine individuals from developing countries to participate in the meeting, Perceived AIDS Stigma: A Multinational African Study, held at the Bellagio Study and Conference Center, March 2005.

University of Maryland, College Park, Maryland: $11,100 toward the costs of travel for six individuals from developing countries to participate in the conference, The Meanings and Representations of Work in the Lives of Women of Color: A Comparative Study, held at the Bellagio Study and Conference Center, Italy, August 2004.

University of Virginia, Charlottesville, Virginia: $11,200 toward the costs of travel for nine individuals from developing countries to participate in a conference, Caribbean Literature Archive, held at the Bellagio Study and Conference Center, Italy, June 2004.

University of Westminster, London, England: $8,800 toward the costs of travel for 13 individuals from China to participate in the conference, Transnational Media Corporations and National Media Systems, held at the Bellagio Study and Conference Center, Italy, May 2004.

World Health Organization, Geneva, Switzerland: $20,000 toward the costs of travel for 15 individuals from developing countries to participate in the conference, Responding to Gender-Based Violence: A Health Equity Issue, held at the Bellagio Study and Conference Center, Italy, April, 2004.

CONFERENCES AND TEAMS

GLOBAL DIALOGUE SERIES

On Intellectual Property

Designing Regional Genetic Resource Policies that Promote Food Security in Africa—Jacob Werksman, Senior Adviser, Rockefeller Foundation, New York, New York (October 5 to 9).

Legal and Policy Options for Securing Affordable Access to Essential Medicines—Jacob Werksman, Senior Adviser, Rockefeller Foundation, New York, New York (October 12 to 16).

Moving the Pro-Development Intellectual Property Agenda Forward: Preserving Public Goods in Health, Education and Learning—David Vivas Eugui, Program Manager on Intellectual Property, Technology and Services, International Centre for Trade and Sustainable Development, Chatelaine, Geneva, Switzerland (November 29 to December 3).

On the Muslim World and the Global Future

Plurality and the New Iraq—Cliff Chanin, President, The Legacy Project, Brooklyn, New York, and Ram Manikkalingam, Senior Adviser, Rockefeller Foundation, New York, New York (September 27 to October 1).

U.S.-Saudi Relations—Cliff Chanin, President, The Legacy Project, Brooklyn, New York, and Ram Manikkalingam, Senior Adviser, Rockefeller Foundation, New York, New York (July 19 to 23).

On Transitional Justice

Human Rights and Transitional Justice in Iraq—Hanny Megally, Director, Middle East and North Africa Program, International Center for Transitional Justice, New York, New York (November 2 to 6).

Transitional Justice in Africa: Future Directions—Louis Bickford, Director, Alliance and Capacity Development, International Center for Transitional Justice, New York, New York (March 25 to 29).

OTHER MEETINGS

Accelerating Product Development and Ensuring Product Access for Diseases of Poverty: The Role of Public-Private Partnerships in Developing Countries—Richard Mahoney, Research Professor, Arizona State University, Sedona, Arizona, and Roy Widdus, Project Manager, Initiative on Public-Private Partnerships for Health, Geneva, Switzerland (May 10 to 14).

Bellagio Advisory Committee on Creative Directions—Alice Stone Ilchman, Director, Jeannette K. Watson Summer Fellows Program, Thomas J. Watson Foundation, New York, New York (August 26 to 30).

Black in a White World: A Comparative Analysis of Young Men of African Descent Living in Western Nations—Maykel J.A.M. Verkuyten, Associate Professor, Utrecht University, Utrecht, Netherlands (October 11 to 15).

Broadening Philanthropic Support for Racial Justice: Building Deeper Partnerships and Collaborations among Funders—Berta Colón, Program Officer, Racial Justice Collaborative, New York, New York (July 6 to 10).

Building Alliances for Global Organizing on Issues of Gender-Based Violence: Working Through Chasms, Differences and Boundaries— Pramada Menon, Director, Creating Resources for Empowerment in Action, New Delhi, India (July 5 to 9).

Caribbean Literature Archive—A. James Arnold, Assistant to Full Professor of French, University of Virginia, Charlottesville, Virginia (June 21 to 27).

Collaborative Writing on Translocal Flows in the Americas—Marcial Godoy-Anativia, Program Officer, Social Science Research Council, New York, New York (October 20 to 27).

Communication and Poverty Reduction Strategies by the Year 2015—Denise Gray-Felder, President/CEO, Communication for Social Change Consortium, South Orange, New Jersey, and Max Finberg, Special Assistant to Ambassador Tony Hall, U.S. Mission to the United Nations, Rome, Italy (November 8 to 12).

Consultation on Quiet Diplomatic Regional Conflict Prevention: Towards New Institutional Arrangements—John Packer, Executive Director, OSCE High Commissioner on National Minorities, Fletcher School of Law and Diplomacy, Tufts University, Medford, Massachusetts (March 29 to April 2).

Cosmopolitan and Vernacular: The Politics of Language in the Diglossic Literary Culture of Korea—JaHyun Kim Haboush, King Sejong Professor of Korean Studies, Columbia University, New York, New York (May 25 to 29).

Crop Ferality and Volunteerism: A Threat to Food Security in the Transgenic Era—Jonathan Gressel, Professor of Plant Sciences, Weizmann Institute of Science, Rehovot, Israel (May 24 to 29).

Democratic Institutions and Processes and Civil War—Andrew James Mack, Director, Human Security Center, University of British Columbia, Vancouver, British Columbia, Canada, and Scott Geoffrey Gates, Research Professor, International Peace Research Institute, Oslo, Norway (June 7 to 11).

Democratizing Women: NGOs, Empowerment and Marginalization in the 21st Century—Victoria Bernal, Associate Professor of Anthropology, University of California, Irvine, Irvine, California (August 9 to 15).

Developing a Global Health Research Collaborative among the Major National Health Research Agencies—Gerald T. Keusch, M.D., Assistant Provost and Associate Dean, School of Public Health, Boston University, Boston, Massachusetts (February 23 to 27).

Dynamics of Complex Networks in an Environment of Risk and Uncertainty: Theoretical Foundations and Applications to Global Supply Chain and International Financial Networks—Anna Nagurney, John F. Smith Memorial Professor, University of Massachusetts at Amherst, Amherst, Massachusetts (March 10 to 23).

Establishing a Global Program for Combating Cysticercosis—Dr. A. Lee Willingham III, Associate Director, WHO/FAO Collaborating Center for Parasitic Zoonoses, Royal Veterinary and Agricultural University, Frederiksberg, Denmark, and Hélène Carabin, Assistant Professor, Department of Biostatistics and Epidemiology, University of Oklahoma, Oklahoma City, Oklahoma (September 6 to 10).



Family Law and Religious Law in the Abrahamic Faiths—Sharon E. Shenhav, Director, International Jewish Women's Human Rights Watch, Jerusalem, Israel; Robert Destro, Professor of Law, and Marshall J. Breger, Professor of Law, both of the Catholic University of America, Washington, D.C. (April 19 to 23).

Federalism and Subnational Constitutions: Design and Reform—G. Alan Tarr, Director, Center for State Constitutional Studies, Rutgers University, Camden, New Jersey (March 22 to 27).

Finding the Right Balance in Community Economic Development—Jacqueline Khor Liu, Associate Director, ProVenEx, Rockefeller Foundation, San Francisco (September 15 to 19).

From Pilot Projects to Policies and Programs: Scaling Up Innovations in Health Service Delivery—Ruth Simmons, Professor of Public Health, University of Michigan, School of Public Health, Ann Arbor, Michigan (June 17 to 25).

A Global Perspective on Problems of Identity Development and Suicide in Indigenous Minority Youth—Michael J. Chandler, Professor of Psychology, University of British Columbia, Vancouver, British Columbia, Canada; Christopher E. Lalonde, University of Victoria, Victoria, British Columbia, Canada; and Cynthia Lightfoot, Associate Professor and Program Head, Human Development and Family Studies, Pennsylvania State University, Media, Pennsylvania (June 28 to July 3).

Global Strategies to Reduce the Environmental Impact of Motor Vehicles—Hal Harvey, Environment Program Director, Hewlett Foundation, Menlo Park, California (October 18 to 22).

Human Brain in the Context of Natural History: 3000 Million Years of Evolution of Sensory Systems—Lynn Margulis, Distinguished University Professor, University of Massachusetts Amherst, Amherst, Massachusetts (April 12 to 16).

ICPD + 10: Report Card Advisory Group Consultation—Jill W. Sheffield, President, Family Care International, New York, New York (February 24 to 29).

Inclusion in Higher Education—Orlando L. Taylor, Vice Provost for Research and Dean, Graduate School, and Wayne Patterson, Senior Fellow for International Programs and Academic Program Review, both of Howard University, Washington, D.C. (November 15 to 21).

Indigenous Peoples' Food Systems for Health Promotion—Harriet V. Kuhnlein, Professor and Founding Director, Center for Indigenous Peoples' Nutrition and Environment, McGill University, Ste. Anne de Bellevue, Quebec, Canada (July 12 to 17).

International Consensus Conference on Non-Surgical (Medical) Abortion—Helena Von Hertzen M.D., Medical Officer, UNDP/UNFPA/WHO/World Bank Special Programme of Research, World Health Organization, Geneva, Switzerland (November 1 to 5).

Investigating the Practice of School Improvement: Theory, Methodology and Relevance—James Patrick Spillane, Associate Professor of Education and Social Policy, Northwestern University, Evanston, Illinois; Paul Cobb, Joe B. Wyatt Professor of Mathematics Education, Vanderbilt University, Nashville, Tennessee; and Anna Sfard, Professor, University of Haifa, Haifa, Israel (August 10 to 15).

Leaving No Child Behind in the Third Millennium—Marian Wright Edelman, President and Founder, Children's Defense Fund, Washington, D.C. (February 2 to 6).

Managing Diversity to Build Inclusive Societies: Advisory Panel Meeting—Sakiko Fukuda-Parr, Director, Human Development Report Office, United Nations Development Programme, New York, New York (February 16 to 20).

Mapping the Global Dimensions of Telemediated Employment Relocation—Penelope C. Gurstein, Associate Professor, University of British Columbia, Vancouver, British Columbia, Canada (December 8 to 14).

The Meanings and Representations of Work in the Lives of Women of Color: A Comparative Study—Sharon Harley, Associate Professor, Afro-American Studies Department, University of Maryland, College Park, Maryland (August 2 to 7).

The Millennium Project's Hunger Task Force—Pedro A. Sanchez, Director, Tropical Agriculture Initiative, Columbia University, New York, New York (September 20 to 25).

Next Steps in Advocating Communication for Social Change at the Community Level: Building the Body of Knowledge—Denise Gray-Felder, President/CEO, Communication for Social Change Consortium, South Orange, New Jersey (May 1 to 8).

Prevention of Renal Diseases in the Emerging World: Toward Global Health Equity—John Herbert Dirks, Chair, International Society of Nephrology, Massey College, Toronto, Ontario, Canada, and Giuseppe Remuzzi, M.D., Director, Mario Negri Institute for Pharmacological Research, Negri Bergamo Laboratories, Bergamo, Italy (March 15 to 19).

Progressive Futures 2004—Nick Pearce, Director, Institute for Public Policy Research, London, England (May 14 to 16).

Responding to Gender-Based Violence: A Health Equity Issue—Claudia Garcia-Moreno, Gender Coordinator, Multi-Country Study on Violence Against Women, and Henrica A.F.M. Jansen, Epidemiologist, both of the World Health Organization, Geneva, Switzerland; Charlotte Watts, Senior Lecturer in Epidemiology and Health Policy, London School of Hygiene and Tropical Medicine, London, England; and Mary Ellsberg, Senior Program Associate, International Women's Health Exchange, Washington, D.C. (April 26 to May 2).

Responding to Globalization: Social Change Among Ethnic Minorities of the Greater Mekong Subregion—Don Neil McCaskill, Professor of Anthropology and Sociology, Trent University, Peterborough, Ontario, Canada (December 2 to 15).

Restructuring the CGIAR: An Alliance Between the International Rice Research Institute and the International Maize and Wheat Improvement Center—Gary H. Toenniessen, Director, Food Security, Rockefeller Foundation, New York, New York, and Usha Barwale-Zehr, Director, Mahyco Research Foundation, Bombay, India (September 13 to 17).





Starter Packs: A Strategy to Fight Hunger in Developing and Transition Countries?—Sarah Beatrice Levy, Independent Consultant, Calibre Consultants, Reading, England (October 4 to 8).

Structural Change in the U.S. Economy: Challenges, Narratives, Responses—Katherine McFate, Deputy Director, Rockefeller Foundation, New York, New York (July 26 to 30).

Toward More Effective Collaboration Between the Quantitative and Qualitative Research Communities—Andrew James Mack, Director, Human Security Center, University of British Columbia, Vancouver, British Columbia, Canada (April 5 to 9).

Translating Research Projects Into Service Programs: Creating Guidelines for Sustainable, Single-Visit, Visual-Based Cervical Cancer Prevention Programs in Low-Resource Settings—Paul D. Blumenthal, Associate Professor of Medicine, John Hopkins University, Baltimore, Maryland (March 3 to 8).

Transnational Media Corporations and National Media Systems: China After Entry Into the World Trade Organization—Colin Stuart Sparks, Professor of Media Studies, University of Westminster, Harrow, Middlesex, Engalnd; Lee Chin-Chuan, Professor, City University of Hong Kong, Kowloon, Hong Kong; and Zhao Yuezhi, Assistant Professor, Simon Fraser University, Burnaby, British Columbia, Canada (May 17 to 21).

Trilateral Workshop on Intellectual Property in Genomic and Protein Research and Innovation—Stephen A. Merrill, Executive Director, Board on Science, Technology and Economic Policy, National Academies, Washington, D.C. (December 13 to 17).

Urban Health and Poverty in Sub-Saharan Africa: Challenges for the 21st Century—Alex Chika Ezeh, Executive Director, African Population and Health Research Center, Nairobi, Kenya (March 16 to 21).

Using Intellectual Property Management for Improved Health in Developing Countries: An Evidence Based Approach to Good Practice—Sibongile Pefile, Centre for the Management of Intellectual Property in Health Research and Development, Oxford, England (June 14 to 18).

Value and Valuation in the Arts and Culture—David Throsby, Professor of Economics, Macquarie University, Sydney, Australia (February 11 to 19).

Women Writing Africa: Eastern Region—Florence Howe, Professor Emerita, Graduate Center, City University of New York, New York, New York (June 1 to 14).

RESIDENTS

Dr. Henry J. Aaron (United States), Senior Fellow, Brookings Institution, Washington, D.C.—a manuscript, "The Painful Prescription Revisited," jointly authored with William B. Schwartz, M.D.

Dr. Bobby C. Alexander (United States), Associate Professor of Sociology, University of Texas, Richardson, Texas—a manuscript, "A Study of a Transnational Religious Community: A Mexican Evangelical Church in the U.S." (with Patricia Fortuny-Loret De Mola).

Dr. Dennis Altman (Australia), Professor of Politics, LaTrobe University, Bundoora, Victoria, Australia—a manuscript, "Gore Vidal's Writings and American Political Debate."

Mr. Klaus Ammann (Switzerland), Professor and Director, Botanical Garden, University of Bern, Bern, Switzerland—a study, Increasing Crop Biodiversity by Re-Domesticating Abandoned Crops: Opportunities with Transgenics, A Collaborative Analysis (with Jonathan Gressel).

Ms. Penelope Andrews (South Africa), Professor of Law, City University of New York, Flushing, New York—a manuscript, "From Cape Town to Kabul: Rethinking Strategies for Pursuing Women's Human Rights."

Dr. Robert F. Arnold (United States), Associate Professor of Film, Boston University, Boston, Massachusetts—a multichannel video installation, "Passages" (with Roz Mortimer).

Dr. Mukaddima Ashrafi (Tajikistan), Professor of Fine Arts, Technological University of Tajikistan, Dushanbe, Tajikistan—a monograph, "Miniature Painting of Samarkand of the 17th Century."

Mr. David Bacon (United States), Photojournalist, Oakland, California—a manuscript, "Beyond Borders: Interviews and Photographs Documenting Transnational Communities."

Dr. Mahzarin R. Banaji (United States), Richard Clarke, Professor of Social Ethics, Harvard University, Cambridge, Massachusetts—a manuscript, "Ordinary Prejudice."

Dr. Josephine A. Beoku-Betts (Sierra Leone), Associate Professor of Women's Studies and Sociology, Florida Atlantic University, Boca Raton, Florida—a study, Learning Science, Doing Science: A Qualitative Assessment of Factors Influencing the Educational and Career Success of Ghanaian and Jamaican Women Scientists.

Charles B. Berde M.D. (United States), Chief, Division of Pain Medicine, Children's Hospital, Boston, Massachusetts—a critical review of the World Health Organization Guidelines on Cancer Pain and Palliative Care for Children (with Neil L. Schechter).

Mr. Subhabrata Bhattacharyya (India), Senior Lecturer in English, Calcutta University, Kolkata, India—a two-volume anthology on alternative sexualities in contemporary India (with Brinda Bose).

Mr. James T. Blachly (United States), Visual Artist, New York, New York—artwork, "Italian Water Thought Systems."

Ms. Chana Bloch (United States), Professor of English Emerita, Mills College, Oakland, California—a fourth book of poems, "The New World."

Ms. Anne Dean Bogart (United States), Artistic Director, Siti Company, New York, New York—a book on the creative process in the theater.

Dr. Brinda Bose (India), Senior Lecturer in English, University of Delhi, Delhi, India—a two-volume anthology on alternative sexualities in contemporary India (with Subhabrata Bhattacharyya).





Dr. Diana Boxer (United States), Professor, University of Florida, Gainesville, Florida—a manuscript, "What's in a (Sur)Name? Women, Marriage, Identity, and Power Across Cultures" (with Elena S. Gritsenko).

Mr. Martin I. Bresnick (United States), Professor of Composition (Adjunct), Yale University, New Haven, Connecticut—music composition.

Dr. Joan S. Burbick (United States), Professor of English and American Studies, Washington State University, Pullman, Washington—a manuscript, "Men and Guns: The Cultural Politics of Guns in the United States."

Dr. Mary A. Burgan (United States), General Secretary, American Association of University Professors, Washington, D.C.—a manuscript, "Reconstructing Higher Education in the 21st Century: A Faculty View."

Dr. Margaret Evelyn Canovan (United Kingdom), Professor of Political Thought, Keele University, Keele, Staffordshire, England—a manuscript, "'The People' as a Political Concept."

Ms. Ann M. Carlson (United States), Choreographer, New York, New York—a theatrical work, "Cake" (with Mary Ellen Strom).

Ms. Mary Ellen Carroll (United States), Visual Artist, New York, New York—artwork, "OFPC '99."

Mr. Henri R. Cole (United States), Grace Hazard Conkling Writer-in-Residence, Smith College, Northampton, Massachusetts—a sixth collection of poems.

Dr. Robert D. Crutchfield (United States), Professor of Sociology, University of Washington, Seattle, Washington—a manuscript, "Economy and Crime."

Dr. Ashok K. Das (United States), Professor of Physics, University of Rochester, Rochester, New York—a journal article, "Thermal Field Theories on the Light-Front" (with Silvana Perez).

Dr. Richard T. De George (United States), University Distinguished Professor of Philosophy, University of Kansas, Lawrence, Kansas—a manuscript, "Ethics in a Digital Age."

Dr. John W. de Gruchy (South Africa), Director, Graduate School in Humanities, University of Cape Town, Cape Town, South Africa—a manuscript, "Truly Human: Christian Humanism Revisited."

Mr. John Paul Decker (United States), Special Assistant, California State Senate, Sacramento, California—a manuscript, "Assessing California's Future: Why Public Budgets Matter."

Dr. Teresa Del Conde (Mexico), Professor and Researcher, Autonomous University of Mexico, Mexico City, Mexico—an essay, "Frida Kahlo: The Painting and the Myth."

Richard A. Deyo, M.D. (United States), Professor of Medicine and Health Services, University of Washington, Seattle, Washington—a manuscript, "Crossing the Threshold: How Experimental Medical Technology Becomes Standard Care."

Dr. Marsha A. Dickson (United States), Associate Professor of Textiles and Clothing, Kansas State University, Manhattan, Kansas—a manuscript, "Textile Artisans of India: 'Our Hands Are Our Future!'" (with Mary A. Littrell).

Dr. Mary L. Dudziak (United States), Judge Edward J. and Ruey L. Guirado Professor of Law and History, University of Southern California, Los Angeles, California—a manuscript, "Exporting American Dreams: Thurgood Marshall and the Constitution of Kenya."

Mr. Garth Thomas Erasmus (South Africa), Visual Artist, Cape Town, South Africa—artwork, "San[d] on a Book of Lies."

Mr. Clayton Eshleman (United States), Professor Emeritus, Eastern Michigan University, Ypsilanti, Michigan—a writing project on Bosch's "Garden of Earthly Delights."

Dr. Edgar L. Feige (United States), Professor of Economics Emeritus, University of Wisconsin at Madison, Madison, Wisconsin—a study, "A Decade of Transition From Planned to Market Economies: A Critical Re-examination of Performance and Public Policy as Viewed Through the Lens of Total Economic Activity."

Dr. Blenda Beatriz Femenias (United States), Visiting Scholar, Department of Anthropology, Brown University, Providence, Rhode Island—a manuscript, "Materializing Public Memory: National Identity and Cultural Institutions in Modern Peru."

Dr. Joseph Paul Forgas (Australia), Scientia Professor of Psychology, University of New South Wales, Sydney, Australia—a manuscript, "The Role of Affect in Social Thinking and Behavior."

Ms. Patricia Fortuny-Loret De Mola (Mexico), Professor of Anthropology, El Centro de Investigaciones y Estudios Superiores en Antropología Social, Merida, Yucatan, Mexico—a manuscript, "A Study of a Transnational Religious Community: A Mexican Evangelical Church in the U.S." (with Bobby C. Alexander).

Dr. Nissim Garti (Israel), Professor of Chemistry, Hebrew University of Jerusalem, Jerusalem, Israel—a study, Food Goes Nano: Food Enrichment and Bioavailability for Improved Health.

Ms. Carmen Lomas Garza (United States), Visual Artist, San Francisco, California—artwork and stories, "Toes Can Too."

Dr. Paul Timothy Gorman (United States), Executive Director, National Religious Partnership for the Environment, Amherst, Massachusetts—a manuscript, "The Emerging Environmental Engagement of Organized Religion in America."

Ms. Patricia Gossman (United States), Project Director, Afghanistan Justice Project, Open Society Institute, Amman, Jordan—a manuscript, "Impunity, Stability and Justice in Afghanistan."

Dr. Michael D. Green (United States), Professor of American Studies in History, University of North Carolina, Chapel Hill, North Carolina—a study, Malatchi, Acorn Whistler and the Transformation of Creek Political Culture.

Dr. Jonathan Gressel (Israel), Professor of Plant Sciences, Weizmann Institute of Science, Rehovot, Israel—a study, Increasing Crop Biodiversity by Re-Domesticating Abandoned Crops: Opportunities with Transgenics, A Collaborative Analysis (with Klaus Ammann).





Dr. Elena S. Gritsenko (Russian Federation), Associate Professor, Linguistic University of Nizhny Novgorod, Nizhny Novgorod, Russian Federation—a manuscript, "What's in a (Sur)Name? Women, Marriage, Identity and Power Across Cultures" (with Diana Boxer).

Dr. Sylvia Guendelman (United States), Professor and Chair, Maternal and Child Health Program, University of California at Berkeley, Berkeley, California—a manuscript, "Juggling Work and Health During Pregnancy."

Mr. Allan Gurganus (United States), Writer, Hillsborough, North Carolina—a novel, "Robbed by the Sun."

Mr. Daron Aric Hagen (United States), Assistant Professor of Music, Bard College, Annandale-on-Hudson, New York—music composition, "Site Unseen," an opera in three acts.

Dr. Louk Hagendoorn (Netherlands), Professor of Social Science, University of Utrecht, Utrecht, Netherlands—a manuscript, "Muslims, Multiculturalism and Identity Politics" (with Paul M. Sniderman).

Dr. Sabine Hake (United States), Professor of German Studies and Film Studies, University of Pittsburgh, Pittsburgh, Pennsylvania—a manuscript, "Topographies of Class: Modern Architecture and Urban Culture in Weimar Berlin."

Dr. Tamar Sara Hermann (Israel), Chair, Open University of Israel, Ramat Aviv, Israel—a manuscript, "A Shattered Dream: The Israeli Peace Movement and the Collapse of the Oslo Process."

Dr. Jorge Hernandez Diaz (Mexico), Professor of Sociology and Anthropology, Universidad Autonoma Benito Juárez de Oaxaca, Oaxaca, Mexico—a study, Ethnicity, Multiculturalism and Citizenship: The Political Organization of the Oaxacan Indigenous Communities.

Dr. George C. Herring (United States), Alumni Professor of History, University of Kentucky, Lexington, Kentucky—a manuscript, "'The Strength of a Giant': America's Rise from Colony to Hyperpower."

Mr. George Justus Hofmeyr (South Africa), Director, Effective Care Research Unit, and Obstetrician/Gynecologist, University of Witwatersrand, East London, South Africa—a study, Reducing Maternal and Perinatal Deaths from Obstructed Labor.

Dr. Janet Holmes (New Zealand), Professor of Linguistics, Victoria University of Wellington, Wellington, New Zealand—a manuscript, "Women at Work: Constructing Workplace Identity through Talk."

Dr. Michael Keith Honey (United States), Professor of American History, Labor and Ethnic Studies, University of Washington, Tacoma, Washington—a manuscript, "Going Down Jericho Road: Black Workers, Martin Luther King and the Memphis Sanitation Strike."

Prof. Morton J. Horwitz (United States), Charles Warren Professor of Law, Harvard University, Cambridge, Massachusetts—a history of the Warren Court, 1953–1969.

Dr. Terence Henry Irwin (United Kingdom), Susan Linn Sage Professor of Philosophy and Humane Letters, Cornell University, Ithaca, New York—a manuscript, "The Development of Ethics."

Dr. Jacqueline Anne Jaffe (United States), Master Teacher of Humanities, New York University, New York, New York—translation and organization of oral histories of women, "Reconstruction and Reconciliation in Post-Apartheid South Africa" (with Rolf Martien Wolfswinkel).

Dr. Robert Loren Jaffe (United States), Morningstar Professor of Physics, Massachusetts Institute of Technology, Cambridge, Massachusetts—a study, Being and Nothingness: An Exploration of the Measurable Forces Generated by Quantum Vacuum Fluctuations.

Lars O. Kallings, M.D. (Sweden), U.N. Secretary-General Special Envoy to Eastern Europe on AIDS, Djursholm, Sweden—a manuscript, "Defining Moments in the Fight Against HIV/AIDS: An Eyewitness Account of Two Decades."

Dr. Istvan Kecskes (Hungary), Professor of Linguistics and Education, State University of New York at Albany, Albany, New York—a manuscript, "Transfer in Multilinguals."

Dr. John N. King (United States), Distinguished University Professor of English and of Religious Studies, Ohio State University, Columbus, Ohio—a study, Foxe's 'Book of Martyrs' and Early Modern English Print Culture.

Dr. Richard Kraut (United States), Professor of Philosophy, Northwestern University, Evanston, Illinois—a monograph, "An Aristotelian Theory of Well-Being."

Ms. Antjie Krog (South Africa), Writer, Cape Town, South Africa—a cycle of poems, "Mountain of the Sea."

Dr. Lou-Marie Kruger (South Africa), Senior Lecturer in Psychology, Stellenbosch University, Matieland, South Africa—a manuscript, "Marginal Maternities: The Impact of Class, Race and Culture on the Psychological Experience of Motherhood."

Dr. Michael Kubovy (United States), Professor of Psychology, University of Virginia, Charlottesville, Virginia—a print and multimedia edition of Kubovy's book, "The Psychology of Perspective and Renaissance Art" (with Christopher W. Tyler).

Dr. Alex Kuo (United States), Writer-in-Residence, Washington State University, Pullman, Washington—a novel focusing on global land-mine removal.

Mr. Ralph S. Lemon (United States), Artistic Director and Choreographer, New York, New York—a multidisciplinary performance piece, "The Geography Trilogy, Part 3: House."

Dr. Zvi Lerman (Israel), Professor of Agriculture, Hebrew University of Jerusalem, Rehovot, Israel—a manuscript, "Impact of Land Reform on Rural Households' Welfare in Moldova."

Dr. Michael Lieb (United States), Professor of English and Research Professor of Humanities, University of Illinois at Chicago, Chicago, Illinois—a manuscript, "Writing God: Milton, Diety and Discourse."

Dr. Ivan Light (United States), Professor of Sociology, University of California at Los Angeles, Los Angeles, California—a manuscript, "Globalization and Migration Networks: Immigration to Southern California, 1970–2000."



Dr. Mary A. Littrell (United States), Mary B. Welch Distinguished Professor, Department of Textiles and Clothing, Iowa State University, Ames, Iowa—a manuscript, "Textile Artisans of India: 'Our Hands Are Our Future!'" (with Marsha A. Dickson).

Dr. Sergey Vladimirovich Lobachev (Russian Federation), Assistant Professor of History, School of International Relations, St. Petersburg, Russian Federation—a study, The Orthodox Church as a New Actor in Russian Foreign Policy.

Mr. Max Jeremy Loppert (United Kingdom), Writer, Refrontolo, Italy—a manuscript, "The Operas of Christoph Willibald Gluck."

Dr. Xiaobo Lu (United States), Director, East Asian Institute, and Associate Professor of Political Science, Columbia University, New York, New York—a study, From Player to Referee: The Emergence of Regulatory State and Public Health in China.

Dr. D. Soyini Madison (United States), Associate Professor, University of North Carolina, Chapel Hill, North Carolina—a monograph, "Theatre for Development: Public Performance, Human Rights and Economic Justice in Ghana, West Africa."

Ms. Elena Silvia Maidana (Argentina), Professor of Communication, Posadas Misiones, Argentina—an exhibition, "Map of Sound Journey" (with Monica Patricia Millan).

Dr. Lydia Phindile Makhubu (Swaziland), Vice Chancellor and Professor, University of Swaziland, Kwaluseni, Swaziland—a manuscript, "Women in Science in Africa: A Situation Analysis."

Dr. Somdatta Mandal (India), Reader in English, Visva Bharati University, Shantiniketan, India—a study, South Asian Diasporic Cinema: Texts and Contexts.

Dr. Pablo Martin-Acena (Spain), Professor of Economics and Economic History, Universidad de Alcala, Madrid, Spain—a study, The Finances of the Spanish Civil War: Soviet Aid to the Republicans and Nazi Support for Franco's Nationalists.

Dr. John Alwyn Mathews (Australia), Professor of Management, Macquarie University, Sydney, Australia—a paper, "Industrial Development in the Context of Globalization: Latecomer Firms Applying Strategies of Linkage and Leverage."

Mr. Pablo Medina (United States), Director, Writing Program, New School University, New York, New York—a novel, "Amadeo Terra's Last Sigh."

Mr. Frederik Gerrit Meijer (Netherlands), Curator, Netherlands Institute for Art History, The Hague, Netherlands—a manuscript, "Jan Davidsz. de Heem (1606–1683/84): Monograph and Catalogue Raisonné."

Ms. Monica Patricia Millan (Argentina), Visual Artist, Posadas Misiones, Argentina—an exhibition, "Map of Sound Journey" (with Elena Silvia Maidana).

Dr. David Albert Miller (United States), John F. Hotchkis Professor of English, University of California at Berkeley, Berkeley, California—a manuscript, "Federico Fellini's '8½': The Meaning and Unmeaning of Virtuosity."

Dr. Helen V. Milner (United States), B.C. Forbes Professor of Politics and Public and International Affairs, Princeton University, Princeton, New Jersey—a manuscript, "Globalization and Democratization: The Impact of Political Reform on the Global Integration of Nations through International Trade and the Internet."

Dr. Virgil E. Moorefield (United States), Assistant Professor of Music Technology, Northwestern University, Evanston, Illinois—music composition, "Crosstalk."

Ms. Roz Mortimer (United Kingdom), Artist and Filmmaker, London, England—a multichannel video installation, "Passages" (with Robert F. Arnold).

Ms. Christina M. Murray (South Africa), Professor of Constitutional and Human Rights Law, University of Cape Town, Rondebosch, South Africa—a manuscript, "Decentralization, Development and Democracy: Multi-Level Government in South Africa" (with Richard E. B. Simeon).

Dr. Anne Firth Murray (New Zealand), Consulting Professor, Stanford University, Stanford, California—a book on critical issues in women's health and human rights.

Dr. Vitaly V. Naumkin (Russian Federation), President, International Center for Strategic and Political Studies, Moscow, Russian Federation—a study, "Radical Islamic Organizations in Central Asia."

Ms. Janet Neipris (United States), Professor, Chair, Graduate Studies, New York University, New York, New York—a play, "Ikamva Labantu," based on grass-roots group of women who fought against apartheid.

Rabbi Julia B. S. Neuberger (United Kingdom), Member of the House of Lords, Author, Broadcaster and Social Commentator, London, England—an analysis of the moral basis of social policy in modern Britain.

Dr. Barbara Jane Newman (United States), Professor of English and Religion, Northwestern University, Evanston, Illinois—a poetic translation, "Frauenlob's 'Marienleich': A Goddess-Hymn From Medieval Germany."

Dr. Jacob K. Olupona (United States), Professor and Director, African-American and African Studies Program, University of California at Davis, Davis, California—a monograph, "African Immigrants and Their Religious Communities in America: Cultural Pluralism, Civil Society and a Nation of Immigrants."

Dr. Lena Cowen Orlin (United States), Professor of English, University of Maryland at Baltimore County, Baltimore, Maryland—a manuscript, "Locating Privacy in Tudor England."

Dr. Carlos Ornelas (Mexico), Professor of Education and Communications, Universidad Autónoma Metropolitana, Coyoacán, Mexico City, Mexico—a conceptual paper, "Enfranchising the Excluded: Equity and Compensatory Education in Mexico."

Dr. Viorel Panaite (Romania), Associate Professor, University of Bucharest, Bucharest, Romania—a manuscript, "Islamic Law of Peace and Trade: Western Merchants in the Ottoman Mediterranean."





Ms. Claire Pentecost (United States), Associate Professor of Photography, School of the Art Institute of Chicago, Chicago, Illinois—a photography and writing project, "Thinking with Food."

Dr. Theda Perdue (United States), Professor of History, University of North Carolina, Chapel Hill, North Carolina—a book-length study on Indian identity in North Carolina.

Dr. Silvana Perez (Brazil), Professor of Physics, Universidade Federal do Pará, Pará, Brazil—a journal article, "Thermal Field Theories on the Light-Front" (with Ashok K. Das).

Ms. Toni B. Porter (United States), Director, Bank Street College of Education, New York, New York—a manuscript, "Understanding Kith and Kin Child Care."

Ms. Joanne Pottlitzer (United States), Writer, New York, New York—a manuscript, "Symbols of Resistance: A Chilean Legacy."

Dr. Eduardo Antonio Rabossi (Argentina), Professor of Philosophy, University of Buenos Aires, Buenos Aires, Argentina—a study, Ways of World-designing.

Dr. José Ricardo G. P. Ramalho (Brazil), Professor of Sociology, Universidade Federal do Rio de Janeiro, Rio de Janeiro, Brazil—an article, "Local Development and Worker Participation Within a Context of New Investments by Multi-National Enterprises in Brazil."

Dr. William Wright Rankin (United States), President, Global AIDS Interfaith Alliance, Larkspur, California—a project, A Religious Leader Training Scheme to Support People Infected or Affected by HIV/AIDS in Malawi, Central Africa.

Dr. Nitya Rao (India), Lecturer, University of East Anglia, Norwich, England—a manuscript, "Standing One's Ground: Gender and Land in the Santal Parganas, Jharkhand, India."

Dr. Adele Reinhartz (Canada), Dean, Graduate Studies and Research, Wilfrid Laurier University, Waterloo, Ontario, Canada—a manuscript, "Jesus of Hollywood."

Dr. Jan Elizabeth Ritchie (Australia), Associate Professor in Health Promotion, University of New South Wales, Sydney, Australia—a study, Building Capacity for Better Health With Pacific Island Peoples.

Dr. Lillian S. Robinson (United States), Professor of Women's Studies, Concordia University, Montreal, Quebec, Canada—a manuscript, "Mixed Company: Mythologies of Interracial Rape."

Dr. Catherine M. Robson (United Kingdom), Associate Professor of English, University of California at Davis, Davis, California—a manuscript, "Heart Beats: Victorian Life and the Memorized Poem."

Dr. Morris Rosenzweig (United States), Professor of Music, University of Utah, Salt Lake City, Utah—music composition, "A Piano Cycle."

Dr. Charles P. Royal (New Zealand), Director, Mauriora-ki-te-Ao/Living Universe Ltd., Wellington, New Zealand—a manuscript, "Towards a New Vision for Mäori Knowledge."

Ms. Beena Sarwar (Pakistan), Producer, Geo TV, Karachi, Pakistan—a contemporary history of Pakistan.

Neil L. Schechter, M.D. (United States), Director, Pain Relief Program, Connecticut Children's Medical Center, Hartford, Connecticut—a critical review of the World Health Organization Guidelines on Cancer Pain and Palliative Care for Children (with Charles B. Berde).

Mr. Stephen Allen Scott (United States), Professor of Music, Colorado College, Colorado Springs, Colorado—music composition, "A New Song Cycle for Soprano and Bowed Piano Ensemble."

Ms. Betty Shamieh (United States), Playwright, New York, New York—a play, "Territories."

Dr. Judith Shatin (United States), William R. Kenan Jr. Professor of Music, University of Virginia, Charlottesville, Virginia—music composition, "Clave."

Dr. Dennis Lynn Shirley (United States), Professor and Chair, Department of Teacher Education, Special Education and Curriculum and Instruction, Boston College, Chestnut Hill, Massachusetts—a manuscript, "Building Social Capital to Improve Urban Education."

Dr. Richard E. B. Simeon (Canada), Professor of Political Science and Law, University of Toronto, Toronto, Ontario, Canada—a manuscript, "Decentralization, Development and Democracy: Multi-Level Government in South Africa" (with Christina M. Murray).

Dr. Hagith Sivan (United States), Associate Professor of History, University of Kansas, Lawrence, Kansas—a manuscript, "Communities of Conflicts: A History of Palestine in Late Antiquity."

Mr. Floyd Skloot (United States), Writer, Amity, Oregon—a memoir in the form of interconnected essays, "Fragmentary Blue."

Dr. Paul M. Sniderman (United States), Fairleigh S. Dickinson Jr. Professor of Public Policy, Stanford University, Stanford, California—a manuscript, "Muslims, Multiculturalism and Identity Politics" (with Louk Hagendoorn).

Ms. Ana Solari (Uruguay), Professor, School of Communication, University ORT, Montevideo, Uruguay—a novel, "Tarde de Compras."

Dr. Elizabeth S. Spelke (United States), Professor of Psychology, Harvard University, Cambridge, Massachusetts—a manuscript, "Core Knowledge."

Dr. Paul Russell Spickard (United States), Professor of History, University of California, Santa Barbara, Santa Barbara, California—a manuscript, "Almost All Aliens: Immigration, Race and Colonialism in American History and Identity."

Dr. Chandra L. Sriram (United States), Lecturer, University of St. Andrews, Fife, Scotland—a study, "Armed Non-State Actors and International Law: Bridging the Gap."



Ms. Irene Anne Staunton (Zimbabwe), Publishing Director, Weaver Press, Harare, Zimbabwe—a project, Oral History: Contemporary Voices.

Mr. Robert W. Stephens (United States), Director, Institute for African-American Studies and Professor of Music, University of Connecticut, Storrs, Connecticut—a study, Sacred Sound for the Soul: Religion, Music, and History in Afro-Cuban Culture.

Dr. Nancy E. Stoller (United States), Professor of Community Studies, University of California, Santa Cruz, Santa Cruz, California—a manuscript, "Prison Pains: Incarceration and Health."

Ms. Mary Ellen Strom (United States), Professor, School at the Museum of Fine Arts, Boston, Massachusetts—a theatrical work, "Cake" (with Ann M. Carlson).

Dr. Ronald Grigor Suny (United States), Professor of Political Science and History, University of Chicago, Chicago, Illinois—a paper, "The Emotions of National Identity and Ethnic Conflict."

Dr. Andrej Jaroslaw Szahaj (Poland), Professor and Vice Director, Institute of Philosophy, Nicolaus Copernicus University, Torun, Poland—a manuscript, "In Search of Postmodern Liberalism."

Mr. Peter Pearmain Thomson (United States), Independent Journalist, Boston, Massachusetts—a manuscript, "Blue Crescent: A Journey to Lake Baikal and the Heart of Russia."

Dr. Natasha D. Trethewey (United States), Associate Professor of English and Creative Writing, Emory University, Atlanta, Georgia—a collection of poems, "Native Guard."

Dr. Thomas Tufte (Denmark), Associate Professor, Roskilde University, Roskilde, Denmark—a manuscript, "AIDS: The Communication Challenge of Our Time."

Dr. Clara Tuite (Australia), Senior Lecturer, University of Melbourne, Melbourne, Australia—a manuscript, "Scandalous Celebrity: Romantic Literary Fame and the Emergence of Modern Literary Culture, 1798–1910."

Dr. Christopher W. Tyler (United Kingdom), Associate Director, Smith-Kettlewell Eye Research Institute, San Francisco, California—a print and multimedia edition of Kubovy's book, "The Psychology of Perspective and Renaissance Art" (with Michael Kubovy).

Dr. John Andrew van Zyl (South Africa), Managing Director, Applied Broadcasting Centre Ulwazi, Johannesburg, South Africa—a manuscript, "Community Radio: The Voice of Civil Society."

Ms. Jan Wade (Canada), Visual Artist, Vancouver, British Columbia, Canada—artwork, "The Fecundating Matrix: The Duality of Symbols and Their Meanings."

Dr. James W. Walker (Canada), Professor of History, University of Waterloo, Waterloo, Ontario, Canada—an article, "Hate Propaganda, Freedom of Expression and Racial Equality: The Canadian Solution."

Ms. Gail M. Wight (United States), Assistant Professor of Art, Stanford University, Stanford, California—artwork, "The Brides of Frankenstein: Portraits of a Social Phenomenon."

Dr. Douglas L. Wilson (United States), Co-Director, Lincoln Studies Center, Knox College, Galesburg, Illinois—a manuscript, "Lincoln's Sword: Abraham Lincoln's Presidential Writing."

Dr. Rolf Martien Wolfswinkel (Netherlands), Professor of History, New York University, New York, New York—translation and organization of oral histories of women, "Reconstruction and Reconciliation in Post-Apartheid South Africa" (with Jacqueline Anne Jaffe).

Dr. Chantal Zabus (Belgium), Professeur des Universités, Université de Paris 13, Villetaneuse-Paris, France—a study, "Between Rites and Rights: Excision in Women's Experiential Texts and Human Contexts."

PHILANTHROPIC SECTOR GRANTS

Asian American/Pacific Islanders in Philanthropy, San Francisco, California: $90,000 for general support of its mission to expand philanthropic resources for Asian-American and Pacific Islander communities and causes and to increase and strengthen leadership among the same groups within philanthropy.

Council on Foundations, Washington, D.C.: $44,600 toward general operating expenses in 2004.

Council on Foundations, Washington, D.C.: $70,875 toward the costs of strengthening its access to and ability to engage policymakers on issues impacting the field of philanthropy.

Foundation Center, New York, New York: $200,000 for general support of its mission to strengthen the nonprofit sector by advancing knowledge about U.S. philanthropy.

Hispanics in Philanthropy, San Francisco, California: $125,000 for general support of its mission to expand philanthropic resources for Latino communities and causes and to increase and strengthen Latino leadership in philanthropy.

Independent Sector, Washington, D.C.: $12,500 toward general operating expenses for 2004.

Independent Sector, Washington, D.C.: $75,000 in support of its leadership of an independent national panel to consider and recommend actions to strengthen good governance, ethical conduct and effective practice in public charities and private foundations.

New York Regional Association of Grantmakers, New York, New York: $15,500 toward general support for the year 2004.

OMG Center for Collaborative Learning, Philadelphia, Pennsylvania: $50,000 toward the costs of its 2006 Evaluation Roundtable, a forum to examine good practice and effectiveness in philanthropy.





Rockefeller University, New York, New York: $450,000 for use by its Rockefeller Archives Center toward the costs of a collaborative project with the Smithsonian Institution Archives to develop and implement an electronic records program.

Rockefeller University, New York, New York: $818,849 to cover operating costs associated with the preservation and continuing use of Foundation records deposited at the Rockefeller Archive Center.

Advocates for Children of New York, New York, New York: $125,000 for use by its Equity Monitoring Project for Immigrant and Refugee Education toward the costs of a project to increase the engagement of immigrant parents in their children's education and education reform issues.

Asociacion Tepeyac, New York, New York: $75,000 toward the costs of a program to educate immigrant parents and community members of Latin American origin about the New York City public education system in order to help them develop strategies and build partnerships to support efforts to improve the system.

Mothers on the Move, Bronx, New York: $50,000 for use by its Education Justice Campaign toward the costs of a project to develop the leadership and advocacy capacity of parents and youth to ensure a quality education for public school students in the South Bronx.

New York Foundation, New York, New York: $100,000 for the costs of a project to provide funds to community-based organizations that develop youth leaders in New York City to improve their public schools.

New York Immigration Coalition, New York, New York: $200,000 for the costs of an initiative aimed at engaging immigrant communities in New York City public education.

New York University, New York, New York: $200,000 for use by its Institute for Education and Social Policy toward the costs of two neighborhood-based projects to improve educational outcomes in several low-performing school districts in New York City.

DISCRETIONARY FUNDS

Foundation-administered project: $300,000 for a series of consultancies to assist in the integration of program learning and evaluation mechanisms into the Foundation's areas of work.

Foundation-administered project: $75,000 for a series of consultancies to assist in the integration of program learning and evaluation mechanisms into the Foundation's areas of work.

Aspen Institute, Washington, D.C.: $400,000 for use by its Congressional Program toward the costs of nonpartisan educational conferences on international issues held for members of the U.S. Congress.

Educational Broadcasting Corporation, New York, New York: $100,000 toward the costs of broadcasting and distributing the BBC World News to public television stations in the United States, in order to enhance the American public's understanding of cultures and conditions outside the United States.

International Institute for Environment and Development, London, England: $50,000 toward the costs of expanding the focus of its policy briefing papers on agriculture and food policy, known as The Gatekeeper Series, to include sustainable natural resource management issues.

King's College, University of Cambridge, Cambridge, England: $138,000 for use by its Centre for History and Economics toward the costs of Amartya Sen's project on the foundations of democracy.

Foundation-administered project: $12,000 for a project to research and document the Foundation's use of field offices and other forms of field presence over its 90-year history.

Rockefeller Foundation Matching Gift Program: $2,000,000 toward the costs of the Rockefeller Foundation Matching Gift Program.

Harvard University, Cambridge, Massachusetts: $2,225,000 in support of a Global Equity Initiative aimed at increasing global funding to reduce inequities, and to strengthening the impact of global philanthropy on inequality, poverty and human insecurity worldwide.

Foundation-administered project: $100,000 toward the costs of a conference entitled: Balancing 'Community' and 'Economic' in Community Economic Development, held at the Bellagio Study and Conference Center, Italy, September 2004.

Foundation-administered project: $25,000 toward the costs of a workshop entitled: Building the Blended Value Capital Market, held in Geneva, Switzerland, September 2004.

Foundation-administered project: $375,000 to enhance access to and dissemination of program information and research for the nonprofit, business and government sectors, prospective grantees, the general public and the media.

Foundation-administered project: $115,000 for the costs of conducting research on geographic and issue interests within the public/government sector and an analysis of the Foundation's work to identify opportunities for more effective sharing of the expertise, knowledge and evidence-based work of the Foundation and its grantees.



2004 FINANCIAL REPORTS

68
TREASURER'S LETTER

71
INDEPENDENT AUDITORS' REPORT

72
STATEMENTS OF FINANCIAL POSITION

73
STATEMENTS OF ACTIVITIES

74
STATEMENTS OF CASH FLOWS

75
NOTES TO FINANCIAL STATEMENTS

82
TRUSTEES AND STAFF

TREASURER'S LETTER



As a result of fourth-quarter gains, financial markets posted strong returns in 2004. For the year, the Russell 3000, a broad index of U.S. equities, returned 12.0 percent. Within this sector, small capitalization stocks and value stocks significantly outperformed. International equities, as measured by the EAFE index, returned 20.3 percent, and emerging markets equities gained 25.6 percent. Public and private real estate, as well as certain private equity and distressed debt investments, also generated strong returns during the year.

The Rockefeller Foundation's portfolio returned 13.8 percent for the year, benefiting from a significant commitment to international equities and strong performance of real estate and distressed credit investments. As of December 31, 2004, the market value of the portfolio was $3.2 billion. Foundation spending on grants and administrative costs during the year totaled $174.5 million or 5.5 percent of ending market value.

The concept of generational neutrality—maintaining the long-term purchasing power of the endowment to ensure the Foundation's robust grantmaking ability over the long term—is a touchstone for the Foundation. The original corpus, which was fully funded in 1929, was worth $3.0 billion in 2004 dollars compared to its $3.2 billion value today. With the benefit of compounding investment returns, the Foundation has been able to make approximately $13 billion (2004 dollars) in grants since 1929 while maintaining the value of the endowment in real dollars. Thus, the Rockefeller Foundation's grantmaking capacity, as well as its legacy of knowledge and experience, is still benefiting the world today.

☐ CURRENT INVESTMENT LANDSCAPE

The investment staff of the Rockefeller Foundation is keenly aware of the challenges presented by the current financial landscape. As we continually strive to manage our portfolio in ways that will meet the Foundation's long-term objectives, we must consider several issues:

- The challenge of finding truly undervalued sectors in a world where momentum has driven asset values in most sectors back to premium levels;
- The effect of rising U.S. interest rates on the world economy and the impact of U.S. deficits in the context of global capital flows;
- The changing landscape and increasing short-term orientation of the investment management industry, partly driven by the phenomenal growth of hedge funds;
- The lack of technological drivers that will underpin the next wave of entrepreneurial profits; and
- The impact of emerging global actors, such as China and India.

Many economists and investors believe that returns on financial assets will be below historical averages in the coming decade. Thus, foundations will find it challenging to structure portfolios that will, at a minimum, meet the IRS spending requirement and preserve capital after inflation. The Rockefeller Foundation's approach is evolving in ways that include:

- Reducing reliance on benchmark-oriented investment strategies,
- Taking a more flexible approach to asset allocation, and
- Searching for opportunities in areas that have not been fully exploited.

Investment returns can be divided into two categories—returns generated by market forces and returns independent of and in excess of the market. An institution's goals and risk tolerance influence the desired mix of the two sources of return in a portfolio. However, managers who deliver principally market returns should not be paid the higher fees commanded by managers capable of generating excess returns. As much as possible, market returns should be achieved inexpensively. For example, in the Foundation's fixed-income portfolio, the desired market exposure is increasingly being achieved through lower cost index strategies.

As investors seek to add returns in excess of the market, traditional asset class definitions become less meaningful. While the Foundation still uses an asset allocation framework as an organizing principle for the portfolio, frequently the most attractive investment opportunities have characteristics that defy traditional classification. In these instances, project teams with interdisciplinary skills are assigned to evaluate the investment and the focus is on assessment of the potential of the opportunity to generate risk-adjusted return. Finding skilled investment partners who can generate returns independent of market results requires investors to be flexible and opportunistic.

As an example of the Foundation's search for new opportunities, investment staff has been following developments in emerging Asian markets for several years. Investments in this area have been made by specialist emerging-markets managers and were increased in 2004 with the hiring of an Asia-focused manager.

☐ PORTFOLIO OVERSIGHT

In providing oversight of the Rockefeller Foundation's endowment, the board of trustees strives to balance two long-term objectives—maximizing funds for current programs and maintaining generational neutrality—through policies on spending rate and asset allocation of the investment portfolio. The Foundation's long-term target for annual spending is 5.5 percent of the market value of the endowment.

Asset allocation policy is reviewed annually by the Foundation's Finance Committee, which establishes a target allocation for each asset class. The combination of an equity bias and broad diversification among equity-oriented asset classes provides a powerful underpinning for a long-term institutional portfolio. The Foundation rebalances to policy targets as markets move, and does not make frequent tactical shifts in asset allocation. Over time, the Foundation is implementing a plan to reduce investments in marketable securities and increase commitments to absolute return, real assets and private equity. The long-term asset allocation targets are:

ASSET CLASS	PERCENT
U.S. Equity	20 – 22
International Equity	17
Global Equity	8
Fixed Income	15
Cash	1
Absolute Return	14 – 16
Real Assets	10 – 12
Private Equity	10 – 12

The Foundation's investment staff develops overall strategy, recommends investment managers, and oversees their performance and adherence to guidelines. Staff also researches new investment opportunities and monitors and controls portfolio risks. In selecting outside managers, the Foundation seeks firms that, in addition to strong track records, have the people, management structure, disciplined process, fundamental research and operational controls to deliver superior results. In-depth due diligence is conducted up front since the Foundation seeks to establish long-term relationships with its advisers and partners.

☐ PORTFOLIO STRUCTURE

The Foundation's U.S. equity portfolio has a small investment in index strategies, and the remainder is allocated among nine active managers. Each manager has a distinct investment approach and can add significant value through sector and security selection. In most cases, this results in portfolios that are concentrated in a relatively small number of securities. As noted above, the lines between traditional asset classes are blurring, and hedge strategies with a significant long bias are included in U.S. equities.

The Foundation's international equity portfolio has five active managers with EAFE benchmarks. In addition, a manager that specializes in Japan has been added. Of the 17 percent allocation to international equities, 7 percent is invested with specialist emerging markets managers. One of these managers focuses solely on the Asian markets.

In addition to U.S. and international equities, the Foundation has an allocation to global managers who have the discretion to hold U.S. and international securities. The Treasurer's Office believes that increasing worldwide economic integration requires that investment managers be thoughtful about the relative attractiveness of regions and able to identify the best companies in global industries. It is difficult to find advisers with true global capacity. To date, the Foundation has three managers in this asset class, which is expected to grow over time.

A currency overlay program is in place covering 50 percent of the value of developed market international equities. In the past, the overlay functioned principally to hedge exposure to a strengthening dollar. Over the last two years, the program has been transitioned to an active mandate with the objective of adding return. The Foundation has two specialist currency managers with complementary approaches to adding value.

The fixed-income portfolio includes a 40 percent position in index funds holding government securities, including Treasury Inflation Protected Securities (TIPS). The move to passively managed government securities was made to increase credit quality, to allocate portfolio risk in asset classes where there is greater value added potential, and to reduce investment management fees. In addition to U.S. Treasury and agency securities, the actively managed portion of the portfolio may include mortgages, corporate bonds and asset-backed securities.

The absolute return asset class includes investments in event-driven strategies, long/short equity strategies, and distressed debt. These investments are expected to provide equity-like returns that are not highly correlated with the public equity and fixed-income markets. As of December 31, 2004, the absolute return asset class was 10 percent of the endowment and included an investment with one fund-of-funds manager, with whom the Foundation has a strategic relationship, as well as direct investments with 12 managers.

The Foundation makes investments in private equity and real assets through limited partnerships. The inefficiency of private markets offers long-term institutional investors, who can tolerate illiquidity, the opportunity to benefit from experienced partners who have consistently added value to their portfolio holdings. Our strategy is to build relationships with leading firms with whom we can invest in a series of funds over time and to structure partnerships that align our interests with those of our partners.

Returns in alternative asset classes are substantially better for top-tier managers. For example, in venture capital, first quartile managers returned over 30 percent more than median managers over the last 10 years. In addition, investments in alternative asset classes are less liquid and require longer-term commitments. These factors underscore the Treasurer's Office focus on thorough due diligence on partners in these sectors and unwillingness to compromise high standards to achieve target allocations more quickly.

In private equity, the Foundation has ongoing relationships with over 20 venture and buyout partners. Currently, there are substantial commitments that have not been funded as partnerships attempt to digest an overhang of capital raised in prior years. During the past year, the Foundation has been able to establish relationships with a number of new, high-quality private equity partners. A diligent effort to add to this base will continue in 2005.

In real assets, the Foundation has ongoing relationships with 17 partners. Property sales in older partnerships continued to exceed capital calls during 2004 as advisers took advantage of the opportunity to sell high-quality, well-leased properties at premium prices. The Foundation has continued to make selective commitments to proven real estate partners, believing that it is important to be a steady investor in this asset class and that, when interest rates rise, it would be wise to have capital poised to take advantage of opportunities that arise.

Building a portfolio that respects the abiding principles of diversification and alignment of sponsor/manager interests but takes advantage of new approaches and unexplored territory requires a careful balancing of creativity and discipline. The Foundation's investment staff strives to exercise the creativity to push the bounds of traditional asset allocation and find exceptional partners in new places while maintaining the discipline to underwrite investments with care and to rigorously evaluate risk/return trade-offs.

INDEPENDENT AUDITOR'S REPORT



The Board of Trustees of the Rockefeller Foundation

We have audited the accompanying statements of financial position of the Rockefeller Foundation (the "Foundation") as of December 31, 2004 and 2003, and the related statements of activities and cash flows for the years then ended. These financial statements are the responsibility of the Foundation's management. Our responsibility is to express an opinion on these financial statements based on our audits.

We conducted our audits in accordance with auditing standards generally accepted in the United States of America. Those standards require that we plan and perform the audit to obtain reasonable assurance about whether the financial statements are free of material misstatement. An audit includes consideration of internal control over financial reporting as a basis for designing audit procedures that are appropriate in the circumstances, but not for purposes of expressing an opinion on the effectiveness of the Foundation's internal control over financial reporting. Accordingly, we express no such opinion.

An audit also includes examining, on a test basis, evidence supporting the amounts and disclosures in the financial statements. An audit also includes assessing the accounting principles used and significant estimates made by management, as well as evaluating the overall financial statement presentation. We believe that our audits provide a reasonable basis for our opinion.

In our opinion, the financial statements referred to above present fairly, in all material respects, the financial position of the Rockefeller Foundation at December 31, 2004 and 2003, and the changes in its net assets and cash flows for the years then ended in conformity with accounting principles generally accepted in the United States of America.

Deloitte & Touche LLP

March 22, 2005

STATEMENTS OF FINANCIAL POSITION



December 31, 2004 and 2003
(Amounts in thousands)

	2004	2003
ASSETS		
Cash and cash equivalents—including restricted bond funds of $629 and $646, respectively (Notes 2 and 7)	**$ 6,851**	$ 4,220
Collateral held for securities on loan—including $5,800 and $500 received as securities, respectively (Notes 3 and 9)	**283,190**	236,466
Dividends, interest and other receivables	**4,693**	6,579
Investments—including securities on loan of $274,200 and $230,200, respectively (Notes 2, 3 and 4)	**3,173,102**	2,981,278
Property—Net of accumulated depreciation and amortization (Note 5)	**22,069**	23,255
Prepaid pension cost and other assets (Notes 6 and 7)	**57,156**	56,162
Total	**$ 3,547,061**	$ 3,307,960
LIABILITIES AND NET ASSETS		
Liabilities:		
Accounts payable and accrued liabilities	**$18,295**	$15,926
Payable for return of collateral on loaned securities (Notes 3 and 9)	**283,190**	236,466
Grants approved for specific grantees/purposes but not yet paid (Note 8)	**86,967**	103,622
Bonds payable, net of unamortized discount totaling $228 and $240, respectively (Note 7)	**23,497**	24,210
Federal excise tax payable	**192**	-
Federal UBIT taxes payable	**-**	1,700
Deferred Federal excise tax (Note 2)	**6,515**	4,477
Accrued post-retirement benefits (Note 6)	**19,034**	18,923
Total liabilities	**437,690**	405,324
Commitments (Notes 3 and 6)		
Unrestricted net assets—Including board-designated amounts of $185,662 and $183,735, respectively (Note 8)	**3,109,371**	2,902,636
Total	**$ 3,547,061**	$ 3,307,960

See notes to financial statements.

STATEMENTS OF ACTIVITIES



Years Ended December 31, 2004 and 2003
(Amounts in thousands)

	2004	2003
CHANGES IN NET ASSETS		
Investment return:		
Realized and change in unrealized gain on investments—net	**$ 311,753**	$ 513,408
Dividend and interest income (Note 2)	**74,067**	71,531
Other investment income	**1,428**	993
	387,248	585,932
Investment expenses	**18,987**	18,429
Net investment return	**368,261**	567,503
Other expenses:		
Approved grants and program costs	**125,177**	134,892
Program administrative expenses	**17,177**	19,855
General administrative expenses	**13,789**	12,394
Provision for Federal excise and unrelated business income taxes (Note 2):		
Current	**3,344**	2,598
Deferred	**2,039**	10,075
	161,526	179,814
Increase in unrestricted net assets	**206,735**	387,689
Unrestricted net assets:		
Beginning of year	**2,902,636**	2,514,947
End of year	**$ 3,109,371**	$ 2,902,636

See notes to financial statements.

STATEMENTS OF CASH FLOWS

Years Ended December 31, 2004 and 2003
(Amounts in thousands)

	2004	2003
CASH FLOWS FROM OPERATING ACTIVITIES:		
Increase in net assets	**$ 206,735**	$ 387,689
Adjustments to reconcile increase in net assets to cash used in operating activities:		
Depreciation and amortization	**1,235**	1,470
Deferred Federal excise tax	**2,038**	10,075
Net unrealized gain on investments	**(99,000)**	(509,314)
Net realized gain on investments	**(212,753)**	(4,094)
Changes in operating assets and liabilities:		
Dividends, interest and other receivables	**1,886**	2,969
Prepaid pension cost and other assets	**(1,002)**	1,066
Accounts payable, accrued liabilities and taxes payable	**861**	7,330
Grants approved for specific grantees/purposes but not yet paid (Note 8)	**(16,655)**	(6,630)
Accrued post-retirement benefits	**111**	247
Net cash used in operating activities	**(116,544)**	(109,192)
CASH FLOWS FROM INVESTING ACTIVITIES:		
Net sales of investments	**119,929**	109,585
Property additions	**(29)**	(10)
Net cash provided by investing activities	**119,900**	109,575
CASH FLOWS FROM FINANCING ACTIVITIES		
Repayments of bonds payable	**(725)**	(695)
Net cash used in financing activities	**(725)**	(695)
Net increase (decrease) in cash and cash equivalents, excluding amounts held in investment portfolio	**2,631**	(312)
Cash and cash equivalents:		
Beginning of year	**4,220**	4,532
End of year	**$ 6,851**	$ 4,220
SUPPLEMENTAL INFORMATION		
Cash paid for bond interest	**$ 1,292**	$ 1,325

See notes to financial statements.

NOTES TO FINANCIAL STATEMETNS

As of and for the years ended December 31, 2004 and 2003



1. ORGANIZATION

The Rockefeller Foundation (the "Foundation"), chartered in 1913 "to promote the well-being of mankind throughout the world," is a knowledge-based global foundation with a commitment to enrich and sustain the lives and livelihoods of poor and excluded people throughout the world. Grantmaking is organized around thematic lines of work: Creativity & Culture, Food Security, Health Equity, Working Communities, a cross-theme of Global Inclusion and a number of regional and specialty programs. In managing the endowment, the Foundation has two primary objectives: to maximize the funds available for current funding and to preserve the value of the endowment. These objectives are achieved through a diversified investment portfolio and spending policies.

The Foundation qualifies as a tax-exempt organization under Section 501(c)(3) of the Internal Revenue Code and, accordingly, is not subject to Federal income tax (Note 2).

2. SUMMARY OF SIGNIFICANT ACCOUNTING POLICIES

Cash and Cash Equivalents—Cash and cash equivalents consists of cash and investments with maturities of less than 90 days from the time of purchase. Cash and cash equivalents held by the Foundation's investment managers are not included.

Investments—Investments in marketable securities are stated at fair value. Fair value is determined using daily closing prices, where available, for any tradeable instruments on any global stock exchange. Interest income and related expenses are accounted for on the accrual basis on trade date. Dividend income and related expenses are recognized on ex-date, net of withholding taxes where applicable. Realized gains and losses on investments in securities are calculated based on the specific identification method, based on trade date.

Limited partnership investments and similar interests are stated at estimated fair value. Values for these partnerships, which may include investments in both nonmarketable and market-traded securities, are provided by the general partner and reviewed by the Foundation's management. Values may be based on historical cost, appraisals, fair values discounted for concentration of ownership or other estimates that require varying degrees of judgment. The financial statements of the limited partnerships are audited annually by independent auditors.

Programmatic investments are philanthropically-driven, nonmarketable investments and loans, made under the Foundation's Program Venture Experiment ("ProVenEx"), in businesses that further the Foundation's program work. Programmatic investments are stated at estimated fair value, which may be based on historical cost, financing events or material changes in the business.

Transactions in other currencies are translated into U.S. dollars at the exchange rates in effect at the date of the transactions. Monetary assets and liabilities denominated in non-U.S. currency are reported at the exchange rates in effect at the dates of the statements of financial position. Any gain or loss arising from a change in exchange rates subsequent to the date of the transaction is included in realized and change in unrealized gain on investments—net, in the statements of activities. For the years ended December 31, 2004 and 2003, the realized and change in unrealized gain—net, resulting from foreign exchange was approximately $22.5 million and $46.5 million, respectively.

Derivatives—The Foundation records its derivatives at fair value. The fair value of futures and forwards is reflected in investments in the statement of financial position. Each of these financial instruments contains varying degrees of risk whereby changes in the fair value of the securities underlying the financial instruments or the cost of satisfying the Foundation's obligations may exceed the amount recognized in the statements of financial position. Changes in the fair value of derivatives are included in the statement of activities as part of the realized and change in unrealized gain on investments—net.

Property—Property is stated at cost at the date of acquisition. Depreciation is provided on a straight-line method over the assets' estimated useful lives, which range from 45 years for condominium and condominium improvements, 10 years for furniture and fixtures, and five years for equipment.

Financial Instruments—The Foundation has estimated, where practicable, the fair value of its financial instruments by using appropriate valuation methodologies. Except where noted otherwise, the Foundation determined that the differences between the carrying values and fair values of its financial assets and liabilities are not material.

Federal Excise and Unrelated Business Income Taxes—The Foundation is classified as a private foundation. It is subject to a Federal excise tax of 1 percent or 2 percent on investment income (its principal source of revenue) less investment expenses, and on net realized taxable gains on securities transactions. In accordance with Section 4940(e) of the Internal Revenue Code, for the years ended December 31, 2004 and 2003, the Foundation met the specified distribution requirements and, therefore, was subject to a Federal excise tax of 1 percent. Additionally, the Foundation's investments in certain private equity and real estate partnerships give rise to unrelated business income tax liabilities.

Deferred Federal excise tax arises from temporary differences between financial and tax reporting related to investment income and the difference between the cost basis and fair value of marketable securities.

Use of Estimates—The preparation of financial statements in conformity with accounting principles generally accepted in the United States requires management to make estimates and assumptions that affect the amounts reported in the financial statements and accompanying notes. Management believes that the estimates utilized in preparing its financial statements are reasonable and prudent. Actual results could differ from these estimates.

New Accounting Pronouncements—Statement of Financial Accounting Standards No. 132, *Employers' Disclosures About Pensions and Other Postretirement Benefits,* was revised and became effective for the Foundation's fiscal year ended December 31, 2004. This revision does not have an effect on the accounting for pensions and other post-retirement benefit costs, but requires additional disclosures. These requirements have been adopted in 2004.

3. INVESTMENTS

The Foundation's investment portfolio consists of the following:

			December 31 (in thousands)	
	2004 Cost	**2004 Fair Value**	2003 Cost	2003 Fair Value
Marketable securities:				
Money market funds	**$ 154,314**	**$ 154,314**	$ 155,047	$ 155,051
Foreign currency—short-term		**(2,686)**		(7,076)
U.S. and other government obligations	**186,961**	**190,320**	309,482	315,492
Corporate obligations	**141,374**	**132,887**	119,181	109,766
Common stock (including REITs)	**1,639,289**	**2,010,418**	1,674,781	1,969,866
Other investments	**9,934**	**11,625**	8,981	9,755
Subtotal	**2,131,872**	**2,496,878**	2,267,472	2,552,854
Limited partnerships and similar interests:				
Absolute return	**236,872**	**280,688**	129,074	155,144
Real assets	**138,495**	**175,782**	108,697	134,463
Private equity	**343,500**	**226,693**	307,555	201,954
Subtotal	**718,867**	**683,163**	545,326	491,561
Programmatic investments	**8,614**	**3,704**	11,886	5,594
Pending securities transactions, net	**(10,547)**	**(10,643)**	(68,702)	(68,731)
Total	**$ 2,848,806**	**$ 3,173,102**	$ 2,755,982	$ 2,981,278

In 2001, the Foundation began investing in absolute return strategies. Absolute return strategies focus on long/short, event-driven and distressed investments. These investments are held in the form of limited partnerships.

As of December 31, 2004, under the terms of various private equity, real estate and other limited partnership agreements, the Foundation has commitments to contribute approximately $538 million in additional capital over the next 10 to 15 years.

The Foundation has two investment custodians. Both of these custodians maintained securities lending programs during 2004 and 2003. Collateral is in the form of cash and securities and was held by the custodians at all times in excess of the value of the securities on loan. The collateral is limited to being held in cash or invested in government securities. Investment of this collateral is in accordance with specified guidelines. Interest earned on these transactions is included with other investment income in the statements of activities. The fair value of securities on loan at December 31, 2004 and 2003, was approximately $274.2 million and $230.2 million, respectively. In exchange, collateral was provided to the custodians of $283.2 and $236.5 million as of December 31, 2004 and 2003, respectively of which $277.4 and $236.0 million was received in cash and $5.8 and $.5 million was received in securities. In accordance with SFAS 140, *Accounting for Transfers and Servicing of Financial Assets and Extinguishments of Liabilities,* the collateral is shown as both an asset and a liability on the Statements of Financial Position.

4. DERIVATIVE FINANCIAL INSTRUMENTS

Derivatives are highly effective tools used to maintain asset mix or adjust portfolio risk exposure. The Foundation invests in futures on the S&P 500 index and U.S. Treasury bonds, and foreign currency forward contracts. The S&P 500 index and U.S. Treasury futures are purchased or sold at minimum transaction cost to adjust desired asset mix. Currency forward contracts are utilized by certain specialist investment managers to hedge foreign currency exposure in the Foundation's international equity portfolio.

Within the Foundation's limited partnerships, managers may create additional exposure to the Foundation through short sales of securities, and trading in futures and forward contracts, options, swaps and other derivatives products.

The full market risk and credit risk of derivative financial instruments are associated with their underlying contract amounts or "notional values" in addition to their fair values. Market risk represents potential loss from the decrease in the value of these financial instruments. Credit risk represents potential loss from possible nonperformance by obligors and counterparties on the terms of their contracts.

Assets and liabilities represent the derivative contracts purchased and sold by the Foundation. The fair value of such positions represents the net unrealized gains and losses and, consequently, the net receivables and payables at December 31, 2004 and 2003. Fair values of the Foundation's derivative financial instruments generally are determined by either quoted market prices or third-party pricing models. Pricing models utilize a series of market inputs to determine the present value of future cash flows, with adjustments, as required, for credit risk, liquidity risk and ongoing costs.

Fair values of the Foundation's derivative financial instruments at December 31, 2004 and 2003, are summarized below. This table excludes exposures relating to derivatives held indirectly through partnership investments.

		December 31 (In thousands)
	2004	2003
Equity contracts to manage desired asset mix (contracts primarily based on S&P 500 index):		
Futures contracts:		
Assets	**$ -**	$ 132
Fixed income contracts to manage portfolio duration, asset mix and interest rate risk:		
Futures contracts:		
Assets	**61**	49
Liabilities	**(24)**	(38)
Foreign currency contracts to hedge foreign exchange exposure in non-U.S. dollar securities:		
Forward contracts:		
Assets	**5,920**	4,684
Liabilities	**(8,606)**	(11,760)

Of the above contracts, approximately $14.5 million at December 31, 2004, and $16.4 million at December 31, 2003, related to over-the-counter ("OTC") contracts and are included in investments as foreign currency—short term. The remaining contracts of approximately $85,000 at December 31, 2004, and $219,000 at December 31, 2003, related to exchange-traded contracts for futures and are included in investments as part of U.S. and other government obligations or corporate obligations. The Foundation uses financial futures contracts for the purpose of hedging the risk on existing securities, rebalancing, or to take active trading positions. Upon entering into a contract, the Foundation deposits and maintains as collateral such initial margin as required by the exchange on which the transaction is effected. Pursuant to the contract, the Foundation is to receive from or pay to the broker an amount of cash equal to the daily fluctuation in the value of the contract, also known as the variation margin. The Foundation records daily fluctuations in the variation margin account as realized gains and losses. At December 31, 2004 and 2003, $2.7 million and $8.7 million, respectively, was on deposit with the brokers as collateral for margin requirements on futures. This amount is included in investments as either U.S. and other government obligations or corporate obligations.

Counterparties to the Foundation's OTC derivative products are high credit quality institutions, which are primarily banks, securities firms and investment companies. Management does not anticipate that losses, if any, resulting from credit or market risk, would materially affect the Foundation's financial position.

5. PROPERTY

Expenditures for capital items currently in use are included in the property account and depreciated on a straight-line basis over the lives of the respective assets. At December 31, 2004 and 2003, the property account included the following:

		(In thousands)
	2004	2003
Condominium interest in 420 Fifth Avenue	**$ 16,555**	$ 16,555
Condominium improvements	**14,145**	14,130
Furniture, fixtures and equipment	**2,778**	2,764
	33,478	33,449
Less accumulated depreciation and amortization	**11,409**	10,194
Property—net	**$ 22,069**	$ 23,255

6. PENSIONS AND OTHER POST-RETIREMENT BENEFITS

The Foundation maintains a defined benefit pension plan (the "Plan") for regular salaried employees who were at least 21 years old and have completed one year of service or had attained the age of 40 prior to July 1, 2000. As of July 1, 2000, the Plan was closed to new employees and also to those employees hired prior to July 1, 2000, who did not meet the eligibility requirements. The Plan provides retirement benefits based on years of service and final average pay, with benefits after retirement subject to increase under a cost-of-living augmentation formula. The Foundation makes annual contributions to the Plan, as needed, based on actuarial calculations, in amounts sufficient to meet the minimum funding requirements pursuant to the Employee Retirement Income Security Act of 1974. Plan assets are invested in a diversified portfolio of equities and fixed income securities.

In 2000, the Foundation enhanced its 401(k) plan to create the Retirement Savings Plan (formerly, the Trusteed Savings Plan). Foundation contributions are now made to equal 13 percent of compensation plus a dollar-for-dollar match of up to an additional 2 percent of compensation contributed on a pre-tax basis by employees up to the compensation cap of $205,000. Current members of the Plan had the option of remaining in the combined retirement plan consisting of the defined benefit pension plan and the former 401(k) Trusteed Savings Plan or moving to the new Retirement Savings Plan. Employees can make additional unmatched pre-tax contributions which, when combined with employee contributions that are matched, cannot exceed the maximum pre-tax contribution limit of $13,000. All contributions are credited to the participants' accounts. The Foundation's contributions to the Plans were $1,457,000 and $1,517,000 in 2004 and 2003, respectively.

Locally hired staff in the Foundation's foreign offices participate in provident funds or building societies that conform to local customs, conditions or law.

The Foundation provides certain health care and life insurance benefits ("Other Benefits") for retired employees. Employees are eligible for these benefits when they meet the criteria for retirement under the Foundation's pension plan. The plans are noncontributory and there are no cost sharing features. The Foundation accrues the expected cost of providing post-retirement benefits over the years that employees render service and pays the cost of retiree health care benefits with excess pension plan assets under the applicable provisions of the Internal Revenue Code.

The Medicare Prescription Drug, Improvement and Modernization Act of 2003 introduces a prescription drug benefit under Medicare, as well as a federal subsidy to sponsors of retiree medical benefit plans that provide a benefit that is similar to Medicare. In accordance with Financial Accounting Standards Board Staff Position ("FSP") No. 106-1, *Medicare Prescription Drug, Improvement and Modernization Act of 2003,* the Foundation had elected to defer recognizing the effects of the Act on its accounting of retiree medical benefits until such time that specific authoritative guidance was issued. FSP 106-2 was issued in May 2004 and supersedes FSP 106-1. FSP 106-2 will be effective for the Foundation's year beginning January 1, 2005. Upon initial adoption of FSP 106-2, the Foundation will initially account for the effect of the subsidy as an actuarial experience gain that adjusts the accumulated benefit obligation and the effect on the employer's share of plan costs as a reduction of service cost at the time the service cost is recognized as a component of net periodic post-retirement benefit cost. The Foundation has not estimated the effect of the Act on its post-retirement benefit obligations and which transition method they will adopt.

Obligations and Funded Status at December 31

				(In thousands)
	2004 Pension Benefits	2003 Pension Benefits	**2004 Other Benefits**	2003 Other Benefits
Change in benefit obligation				
Benefit obligation—at beginning of year	**$ 63,022**	$ 60,075	**$ 16,744**	$ 16,399
Service cost	**618**	706	**381**	471
Interest cost	**3,837**	3,811	**1,008**	1,035
Actuarial loss (gain)	**3,620**	1,564	**919**	(166)
Benefits and expenses paid	**(3,429)**	(3,134)	**(1,165)**	(995)
Benefit obligation—end of year	**67,668**	63,022	**17,887**	16,744
Change in plan assets				
Fair value of plan assets—beginning of year	**90,471**	79,442	**-**	-
Actual return on plan assets	**8,330**	15,008	**-**	-
Employer contributions			**1,165**	995
Benefits and expenses paid	**(3,429)**	(3,134)	**(1,165)**	(995)
401(h) transfer	**(938)**	(845)	**-**	-
Fair value of plan assets—end of year	**94,434**	90,471	**-**	-
Funded status	**26,767**	27,449	**(17,887)**	(16,744)
Unrecognized net actuarial loss (gain)	**26,853**	25,265	**(1,175)**	(2,233)
Unrecognized prior service cost	**161**	200	**28**	54
Net amount recognized	**$ 53,781**	$ 52,914	**$ (19,034)**	$ (18,923)

Amounts recognized in the statement of financial position consist of:

				(In thousands)
	2004 Pension Benefits	2003 Pension Benefits	**2004 Other Benefits**	2003 Other Benefits
Prepaid benefit cost	**$ 53,781**	$ 52,914	**$ -**	$ -
Accrued benefit cost	**-**	-	**(19,034)**	(18,923)
Net amount recognized	**$ 53,781**	$ 52,914	**$ (19,034)**	$ (18,923)

The accumulated benefit obligation for all defined benefit pension plans was $65,146 and $60,196 at December 31, 2004 and 2003, respectively.

Components of Net Periodic Benefit Cost

				(In thousands)
	2004 Pension Benefits	2003 Pension Benefits	**2004 Other Benefits**	2003 Other Benefits
Service cost	**$ 618**	$ 706	**$ 381**	$ 471
Interest cost	**3,837**	3,811	**1,008**	1,035
Expected return on plan assets	**(7,755)**	(6,806)	**-**	-
Amortization of prior service cost	**39**	39	**26**	26
Amortization of net (gain) loss	**2,394**	3,485	**(139)**	(252)
Net periodic benefit cost	**$ (867)**	$ 1,235	**$ 1,276**	$ 1,280

Weighted Average Assumptions Used to Determine Benefit Obligations at December 31

	2004 Pension Benefits	2003 Pension Benefits	**2004 Other Benefits**	2003 Other Benefits
Discount rate	**5.75%**	6.25%	**5.75%**	6.25%
Rate of compensation increase	**4.00%**	4.50%	**4.00%**	4.50%

Weighted Average Assumptions Used to Determine Net Periodic Benefit Cost for Years Ending December 31

	2004 Pension Benefits	2003 Pension Benefits	**2004 Other Benefits**	2003 Other Benefits
Discount rate	**6.25%**	6.75%	**6.25%**	6.75%
Expected long-term return on plan assets	**8.75%**	8.75%	**N/A**	N/A
Rate of compensation increase	**4.50%**	4.50%	**4.50%**	4.50%

The overall expected long-term rate of return on assets assumption was determined based on historical returns (without adjustment) for each asset class.

Assumed Health Care Cost Trend Rates at December 31

	2004	2003
Health care cost trend rate assumed for next year	**7%**	8%
Rate to which the cost trend rate is assumed to decline (the ultimate trend rate)	**5%**	5%
Year that the rate reaches the ultimate trend rate	**2006**	2006

Assumed health care cost trend rates have a significant effect on the amounts reported for the health care plans. A one-percentage-point change in assumed health care cost trend rates would have the following effects:

(In thousands)

	1-Percentage-Point Increase	**1-Percentage-Point Decrease**
Effect on total of service and interest costs	$ 230	$ (110)
Effect on post-retirement benefit obligation	2,074	(1,731)

Plan Assets

	Plan Assets at December 31 **2004**	2003
U.S. equities	**55.0%**	56.4%
International equities	**14.5%**	11.4%
Fixed income securities	**30.5%**	32.2%
Total	**100%**	100%

Due to the Plan's relatively small asset size, the investment strategy has been kept simple. The Plan is diversified among three asset classes: U.S. equity, international equity and fixed income with weighted average target asset allocations of 55 percent, 10 percent and 35 percent, respectively. The Plan's investment managers have been selected from among the endowment's managers to achieve savings on asset-based management fees and to garner the benefits of consolidated risk management and oversight.

Cash Flows

Contributions

The Rockefeller Foundation does not expect to need to make any contributions to its pension plan in 2005; it expects to contribute approximately $1.2 million toward other post-retirement medical and life insurance plans, most of which will be offset by a 401(h) transfer from excess pension plan assets.

Estimated Future Benefit Payments

The following benefit payments, which reflect expected future service, as appropriate, are expected to be paid:

	Pension Benefits	Other Benefits
2005	$ 3,835	$ 1,212
2006	3,957	1,267
2007	4,134	1,290
2008	4,264	1,340
2009	4,348	1,314
Years 2010–2014	23,072	6,480

7. BONDS PAYABLE

During fiscal 1993, the Foundation issued $20,445,000 in tax-exempt term bonds and $9,815,000 in tax-exempt serial bonds to fund the acquisition, construction and furnishing of a new office facility (the "Facility"). The bond proceeds and related investment income earned were held by a trustee (the "Trustee") and have been disbursed at the direction of the Foundation to fund allowable Facility-related costs. Deferred charges pertaining to the bond interest and underwriter's fees total $3,375 and $3,247 at December 31, 2004 and 2003, respectively, and are included in the statement of financial position as prepaid pension costs and other assets. The underwriter's fees are being amortized over the life of the bonds. Deferred interest costs represent the difference between the amount of interest paid on the bonds and the effect of the cumulative interest expense allocated to operating expenses on a straight-line basis over the life of the bonds. Commencing in 2008, the deferred interest cost will be amortized to expense over the succeeding 15 years.

The bonds are rated Aaa by Moody's and AAA by Standard & Poor's and are backed by the general assets of the Foundation. In addition, the bonds are secured by the Foundation's ownership interest in the Facility, a leasehold interest in the Facility, and insurance proceeds with respect to the Facility. The nominal interest rates on the serial bonds range from 4.9 percent to 5.1 percent. The nominal interest rates attributable to the term bonds are 5.3 percent and 5.4 percent. The serial bonds mature in various amounts, ranging from $760,000 to $880,000 per year, through 2008. The term bonds are due in 2013 ($5,140,000) and 2023 ($15,305,000). Bond maturities are as follows (in thousands):

	Fiscal Year Ending December 31
2005	$760
2006	800
2007	840
2008	880
2009	-
Thereafter	20,445
	$23,725

8. APPROPRIATIONS AND EXPENDITURES

Appropriations by the trustees are considered to be obligations when grants are approved (awarded) for specific grantees; appropriations not released for specific grantees and the appropriation for the budget for the next year are considered as board-designated net assets. The majority of approved grants are scheduled for payment within one year. Investment expenses, program and general administrative expenses, and excise and unrelated business income taxes account for approximately 30 percent in 2004 (28 percent in 2003) of the Foundation's total expenses and are charged to operations when incurred.

Appropriations and expenditures for the year are summarized as follows:

	Appropriated for Specific Grantees/ Purposes	Appropriated for Allocation and Next Year's Budget	Total Appropriated
Balance— December 31, 2002	$ 110,252	$ 197,246	$ 307,498
Approved grants and program and administrative costs	168,642	(168,642)	-
Lapses and refunds	(1,501)	(4,869)	(6,370)
Expenditures for grants and operations	(173,771)	-	(173,771)
2004 budget	-	160,000	160,000
Balance— December 31, 2003	103,622	183,735	287,357
Approved grants and program and administrative costs	150,943	(150,943)	-
Lapses and refunds	(2,800)	870	(1,930)
Expenditures for grants and operations	(172,798)	-	(172,798)
2005 budget	8,000	152,000	160,000
Balance— December 31, 2004	$ 86,967	$ 185,662	$ 272,629

9. RESTATEMENT

As described in Note 3, the Foundation maintains securities lending programs with two investment custodians. Subsequent to the issuance of the 2003 financial statements, the Foundation's management determined that the cash and securities held by the Foundation's custodians related to the securities lending activities should be recorded as an asset and the related obligation should be recorded as a liability in accordance with SFAS 140, *Accounting for Transfers and Servicing of Financial Assets and Extinguishments of Liabilities.* As a result, the 2003 statement of financial position was restated from the amount previously reported to record the asset and liability. These amounts had previously been excluded from the statement of financial position. The effect on the previously issued 2003 financial statements is as follows:

	2003 Previously Reported Amount	2003 As Restated
Collateral held for securities on loan	$ -	$ 236,466
Total assets	3,071,494	3,307,960
Payable for return of collateral on loaned securities	-	(236,466)
Total liabilities	(168,858)	(405,324)
Unrestricted net assets	$ 2,902,636	$ 2,902,636

TRUSTEES AND STAFF





BOARD OF TRUSTEES

James Orr III
Chair
President and Chief Executive Officer
LandingPoint Capital
Boston, Massachusetts

Fernando Henrique Cardoso
Chairman
Instituto Fernando Henrique Cardoso
São Paulo, Brazil

Gordon Conway
President
The Rockefeller Foundation
New York, New York
(retired December 14, 2004)

David de Ferranti
Vice President
Latin America and Caribbean Regional Office
The World Bank
Washington, D.C.
(retired April 2004)

William Foege
Presidential Distinguished Professor Emeritus
Rollins School of Public Health
Emory University
Atlanta, Georgia

Margaret Hamburg
Vice President for Biological Programs
Nuclear Threat Initiative
Washington, D.C.
(as of December 8, 2004)

Thomas Healey
Healey Development, LLC
Morristown, New Jersey

Antonia Hernández
President and Chief Executive Officer
California Community Foundation
Los Angeles, California

Linda Hill
Wallace Brett Donham Professor of
Business Administration
Harvard Business School
Boston, Massachusetts
(retired April 2004)

Alice Huang
Senior Councilor for External Relations and
Faculty Associate in Biology
California Institute of Technology
Pasadena, California
(as of December 8, 2004)

David Lawrence
Chairman Emeritus
Kaiser Foundation Health Plan, Inc., and
Kaiser Foundation Hospitals
Oakland, California
(retired December 9, 2004)

Julia Lopez
Interim President
The Rockefeller Foundation
New York, New York
(as of December 15, 2004)

Strive Masiyiwa
Chief Executive Officer
Econet Wireless International
Johannesburg, South Africa

Jessica Mathews
President
Carnegie Endowment for International Peace
Washington, D.C.

Diana Natalicio
President
University of Texas at El Paso
El Paso, Texas
(as of December 8, 2004)

Mamphela Ramphele
Managing Director
The World Bank
Washington, D.C.

Judith Rodin
President-elect
The Rockefeller Foundation
New York, New York

Vo-Tong Xuan
Rector
An Giang University
Long Xuyen City, An Giang, Vietnam

The Rev. Canon Frederick Boyd Williams
Rector
Episcopal Church of the Intercession
New York, New York

STAFF

OFFICE OF THE PRESIDENT

Gordon Conway
President
(retired as of December 14)

Judith Rodin
President-elect

April Chapman
Special Assistant to the President

Simone DeVone
Executive Assistant

Juanita Frazier-Martin
Administrative Associate

Mary Langeron
Administrative Assistant

OFFICE OF THE SENIOR VICE PRESIDENT—SAN FRANCISCO

Julia Lopez
Senior Vice President
(Interim President as of December 15, 2004)

Jacqueline Khor
Associate Director, Public/Private Partnerships

Pilar Palaciá
Program Administrator

Janet O'Connell
Executive Assistant (New York)

Paula Kuhn
Program Associate, Pubic/Private Partnerships

OFFICE OF THE CORPORATE SECRETARY

Lynda Mullen
Corporate Secretary

Pamela Foster
Assistant Corporate Secretary

Jason Boone
Executive Associate

Cheryl McEwan
Grants Process Administrator

OFFICE OF THE CORPORATE SECRETARY: RECORDS MANAGEMENT

Robert Bykofsky
Records Manager

David Montes
Records Analyst

Elizabeth Peña
Records Analyst

OFFICE OF THE VICE PRESIDENT FOR ADMINISTRATION AND REGIONAL PROGRAMS

Cheikh Mbacké
Vice President, Administration
and Regional Programs

Carol Tyler
Program Administrator

An Trotter
Executive Associate

Angela Bowens-Gamble
Executive Assistant

OFFICE OF THE VICE PRESIDENT FOR ADMINISTRATION AND REGIONAL PROGRAMS: LIBRARY AND RESEARCH SERVICES

Bernadette Pierre
Manager, Library and Research Services

Chris Bentley
Library Assistant

David Vega
Circulation Assistant

OFFICE OF THE VICE PRESIDENT FOR HUMAN AND FINANCIAL RESOURCES

Robert Giacometti
Vice President, Human and Financial
Resources

Kay Lee
Executive Associate

Joselito Manasan
Executive Assistant

FINANCIAL RESOURCES

Charles Lang
Director

Robert Irving
Manager, Accounting Operations
and Financial Control

Justina Ulloa
Acting Manager, Grants Accounting

Aida Arias
Senior Accountant, Payroll/Accounts Payable

Curtis Chambers
Senior Accountant, Payroll/Accounts Payable

Irena DiMario
Senior Accountant, Financial Reporting

Sandy Frisch
Accountant, Grants Accounting

Marcia Noureldin
Accountant, Payroll/Accounts Payable

Anu Patel
Accountant, Tax

Eugene Saunov
Accountant, Grants Accounting

HUMAN RESOURCES

K. Gale O'Neal
Associate Director

Judith Hamer
Learning Officer

Gwendolyn Blackstone
Administrator

Diane Headley
Staffing Administrator

Surujdai Persaud
Benefits Administrator

Yasmin Alberto
Assistant

BELLAGIO CENTER OFFICE—NEW YORK

Susan Garfield
Manager

Linda Marston-Reid
Administrative Associate

OFFICES OF THE ASSOCIATE VICE PRESIDENTS

Joyce Moock
Associate Vice President

Ruben Puentes
Associate Vice President

Jennifer Pawlowski
Program Coordinator

Ricardo Martinez
Program Assistant

COMMUNICATIONS OFFICE

André Oliver
Director

George Soule
Associate Director

Susan Muir
Production Associate

Kathy Van Doren
Executive Assistant

INFORMATION TECHNOLOGY

Fernando Mola-Davis
Chief Technology Officer

Scott Ceniza-Levine
Manager, Application Development

Cezary Moroz
Manager, Computer Operations

Paul Shusterman
Project Leader

Lie Qiao Cao
Database Programmer/Analyst

Vito Romano
Help Desk Administrator

Alma Leathers
Administrative Assistant

OFFICE SERVICES

Hillary Castillo
Manager

Cathy Boston
Facilities Coordinator

Andrew Saunderson
Operations Associate, Purchasing

Charles Bodt
Operations Associate, Audio Video Services

Renese Vought
Operations Specialist, Conferences





TREASURER'S OFFICE

Donna Dean
Treasurer and Chief Investment Officer

Chun Lai
Associate Director of Investments

Edwin Poston
Associate Director of Investments

Ronald Chen
Senior Portfolio Manager

Renata Kelly
Senior Portfolio Manager

Michelle Pak
Senior Portfolio Manager

Jeffrey Sassoon
Manager of Investment Operations

Cindy Shiung
Financial Associate

Melissa D'Agostino
Executive Assistant

Di Eckerle
Executive Assistant

CREATIVITY & CULTURE

Morris Vogel
Director

Joan Shigekawa
Associate Director

Tomás Ybarra-Frausto
Associate Director

Peter Helm
Program Administrator

Scott MacDougall
Program Coordinator

Atul Singh
Executive Assistant

Bonnie Rivers
Program Assistant

Linnet Taylor
Program Assistant

FOOD SECURITY

Gary Toenniessen
Director

Joseph DeVries
Deputy Director (Kenya)

Akinwumi Adesina
Associate Director (Kenya)

Deborah Delmer
Associate Director

John O'Toole
Associate Director (Thailand)

Laura Fishler
Program Administrator

Jocelyn Peña
Program Coordinator

Maria Trujillo
Program Associate

Sarah Dioguardi
Executive Assistant

Angela Doria
Program Assistant

GLOBAL INCLUSION

Janet Maughan
Deputy Director

Salvatore LaSpada
Associate Director (The Philanthropy Workshop)

Jacob Werksman
Senior Adviser

Ram Manikkalingam
Adviser

Rhea Flaten
Program Administrator

Amanda Sevareid
Program Coordinator

Lauren Maher
Program Coordinator (The Philanthropy Workshop)

Carol Mensah
Executive Assistant

Huma Mody
Program Assistant

Aimee Sostowski
Program Assistant (The Philanthropy Workshop)

HEALTH EQUITY

George Brown
Director

Katherine Bond
Associate Director (Thailand)

Charles Gardner
Associate Director

Pat Naidoo
Associate Director (Kenya)

Evelyn Majidi
Program Administrator

Charlanne Burke
Program Coordinator

Henni Donnenfeld
Executive Assistant

Rodkangyil Orion Danjuma
Program Assistant

WORKING COMMUNITIES

Darren Walker
Director

Katherine McFate
Deputy Director

Elisabeth Biemann
Associate Director

Frederick Frelow
Associate Director

Earl Johnson
Associate Director (San Francisco)

Orneata Prawl
Program Administrator

Julia Utz
Program Associate

Robyn Gibbons
Executive Assistant

Maureen Cullen
Program Assistant

Michael Damian
Program Assistant

Ricardo Martinez
Program Assistant

M. Katherine Grantz
Program Assistant

BELLAGIO STUDY AND
CONFERENCE CENTER—ITALY

Gianna Celli
Managing Director

Enrica Gilardoni
Bookkeeper/Payroll/Personnel Assistant

Nadia Gilardoni
Conference Assistant

Elena Ongania
Receptionist/Residents' Assistant

FACILITY STAFF

Antonio Billai
Dina Caola
Alfredo Cattaneo
Paola Ferradini
Cesare Ferrario
Silvana Gandola
Andrea Gilardoni
Marina Gilardoni
Simona Gilardoni
Umbertina Gilardoni
Vittorio Gilardoni
Diana Gonzales
Victoria Monsalve
Francesco Manera
Laura Maranesi
Mauro Mazzucchi
Chana Nanayakkara
Beppino Salvadori
Giacomo Sancassani
Nicoletta Sancassani
Weja Seethawaka
Rupasena Sempapperuma
Antonello Vaccani
Ezio Vicini
Marco Wenk
Gianmario Zagheni
Rosa Zambetti

REGIONAL OFFICES*

AFRICA REGIONAL OFFICE—KENYA

Peter J. Matlon
Director (Africa Regional Program)

Joseph DeVries
Deputy Director
(Food Security and Africa Regional Program)

Akinwumi Adesina
Associate Director
(Food Security and Africa Regional Program)

Pat Naidoo
Associate Director
(Health Equity and Africa Regional Program)

Katherine Namuddu
Associate Director
(Human Capacity Building
and Africa Regional Program)

Vuhya Amulyoto
Manager, Human Resources and
Office Administration

Kenneth Amunga
Finance Manager

Benson Obonyo
Program Coordinator (Africa Regional Program)

Wanjiku Kiragu
Grants Administrator

Rosemary Njoroge
Senior Program Assistant
(Africa Regional Program)

Mulemia Maina
Senior Program Assistant (Food Security)

Susan Ndung'u
Program Assistant (Food Security)

Rita Musyimi
Executive Assistant

Benard Siro
Accountant

Pauline Kamau
Administrative Associate

Carolina Adala
Program Assistant (Food Security)

Jacinta Maina
Program Assistant (Health Equity)

Judith Naibei
Library Assistant

Johnson Bor
Senior Communication Assistant

Nancy Kedogo
Senior General Services Assistant

Peter Muigai
Senior Driver/Messenger

Viscard Rono
Driver/Messenger

SOUTHEAST ASIA
REGIONAL OFFICE—THAILAND

Rosalia Sciortino
Director (Southeast Asia Regional Program)

Katherine Bond
Associate Director (Health Equity and
Southeast Asia Regional Program)

Alan Feinstein
Associate Director (Creativity & Culture
and Southeast Asia Regional Program)

John O'Toole
Associate Director (Food Security and
Southeast Asia Regional Program)

Wannee Vardhanabhuti
Manager, Finance and Administration

Nistasmai Ransaeva
Program Coordinator
(Southeast Asia Regional Program)

Busaba Tejagupta
Grants Administrator

Somkiat Rongchitprapus
Senior Accountant

Kitima Praphandha
Executive Assistant (Health Equity and
Southeast Asia Regional Program)

Supak Phoolperm
Program Assistant
(Food Security, Purchasing and Library)

Suchart Komol
Driver/Office Assistant

Chalermpol Attasara
Driver/Office Assistant

Pannipa Ruamboon
Service Assistant

*The Foundation closed its satellite office in Zimbabwe in February 2004.

List reflects staff on December 31, 2004



The Rockefeller Foundation thanks all those who contributed to this report, and especially the following:

CAMBODIA:
Calmette Hospital
Reyum Institute of Arts and Culture

KENYA:
African Inland Church Girls Boarding School
Kenya Agricultural Commodity Exchange
Moi University School of Social, Cultural and Development Studies
Mosoriot Rural Health Centre
Sustainable Agriculture Centre for Research and Development in Africa

THAILAND:
Sattree Pattani Suksa School

UGANDA:
Kampala City Council, Kalerwe Municipality
Kampala Music School
Kalisizo District Hospital
Kawanda Agricultural Research Institute
Ministry of Agriculture, Animal Industry and Fisheries, the Republic of Uganda
Mulago Hospital
Namulonge Agricultural and Animal Production Research Institute
National Agricultural Research Organisation
Nsumba Model Public Health Village
Rakai Health Sciences Program
Traditional and Modern Health Practitioners Together Against AIDS and Other Diseases
Uganda Muslim Supreme Council

UNITED STATES:
All Saints Catholic Church
Asian Americans for Equality
Common Ground Community
Lincoln Academy

ART DIRECTION AND DESIGN:
© Emerson, Wajdowicz Studios
www.designEWS.com

PHOTOGRAPHY: Jonas Bendiksen (except p.19, 42, 52, 55, 58, 59, 61, 63, 64, 69, 75, 83 and 84 by Steve McCurry, p.56 by Tom Sennett)

YEAR IN REVIEW ESSAY: Tony Proscio

© 2005 The Rockefeller Foundation

420 Fifth Avenue
New York, New York
10018-2702 U.S.A.
www.rockfound.org



420 Fifth Avenue
New York, New York
10018-2702 U.S.A.
www.rockfound.org

THE ROCKEFELLER FOUNDATION 1913™

Form **990-PF**

Department of the Treasury
Internal Revenue Service

Return of Private Foundation

or Section 4947(a)(1) Nonexempt Charitable Trust Treated as a Private Foundation

Note: *The organization may be able to use a copy of this return to satisfy state reporting requirements.*

OMB No 1545-0052

2004

For calendar year 2004, or tax year beginning , **and ending**

G Check all that apply: ☐ Initial return ☐ Final return ☐ Amended return ☐ Address change ☐ Name change

Use the IRS label. Otherwise, print or type. See Specific Instructions.

Name of organization: THE ROCKEFELLER FOUNDATION

Number and street (or P O box number if mail is not delivered to street address): 420 FIFTH AVENUE

Room/suite:

City or town, state, and ZIP code: NEW YORK, NY 10018-2702

A Employer identification number: 13-1659629

B Telephone number: 212-869-8500

C If exemption application is pending, check here ▶ ☐

D 1. Foreign organizations, check here ▶ ☐

2. Foreign organizations meeting the 85% test, check here and attach computation ▶ ☐

E If private foundation status was terminated under section 507(b)(1)(A), check here ▶ ☐

F If the foundation is in a 60-month termination under section 507(b)(1)(B), check here ▶ ☐

H Check type of organization: ☒ Section 501(c)(3) exempt private foundation ☐ Section 4947(a)(1) nonexempt charitable trust ☐ Other taxable private foundation

I Fair market value of all assets at end of year (from Part II, col. (c), line 16) ▶$ 3,237,183,825.

J Accounting method: ☒ Cash ☐ Accrual ☐ Other (specify) _____ (Part I, column (d) must be on cash basis.)

Part I Analysis of Revenue and Expenses (The total of amounts in columns (b), (c), and (d) may not necessarily equal the amounts in column (a))		(a) Revenue and expenses per books	(b) Net investment income	(c) Adjusted net income	(d) Disbursements for charitable purposes (cash basis only)
Revenue	1 Contributions, gifts, grants, etc., received				
	2 Check ▶ ☒ if the foundation is not required to attach Sch B				
	3 Interest on savings and temporary cash investments	435,661.	435,661.	0.	
	4 Dividends and interest from securities	74,834,362.	75,807,119.	0.	STATEMENT 1
	5a Gross rents				
	b Net rental income or (loss)				
	6a Net gain or (loss) from sale of assets not on line 10	216,254,697.			STATEMENT 1
	b Gross sales price for all assets on line 6a 4175794409.				
	7 Capital gain net income (from Part IV, line 2)		224,858,703.		
	8 Net short-term capital gain				
	9 Income modifications				
	10a Gross sales less returns and allowances				
	b Less Cost of goods sold				
	c Gross profit or (loss)				
	11 Other income	<2,289,232.>	<10,185,119.>	54,983.	STATEMENT 2
	12 **Total.** Add lines 1 through 11	289,235,488.	290,916,364.	54,983.	
Operating and Administrative Expenses	13 Compensation of officers, directors, trustees, etc	2,501,604.	617,201.	0.	1,875,004.
	14 Other employee salaries and wages	12,313,933.	1,210,201.	0.	11,065,901.
	15 Pension plans, employee benefits	5,161,006.	499,628.	0.	4,649,654.
	16a Legal fees STMT 3	1,021,832.	256,148.	0.	733,011.
	b Accounting fees STMT 4	145,727.	74,100.	0.	71,627.
	c Other professional fees STMT 5	14,176,810.	12,670,008.	54,983.	1,451,819.
	17 Interest	1,159,875.	78,756.	0.	1,081,120.
	18 Taxes STMT 6	4,924,883.	0.	0.	0.
	19 Depreciation and depletion STMT 17	1,303,003.	71,665.	0.	
	20 Occupancy	2,772,083.	398,027.	0.	2,374,056.
	21 Travel, conferences, and meetings	2,235,920.	151,743.	0.	2,084,178.
	22 Printing and publications	450,518.	23,156.	0.	427,362.
	23 Other expenses STMT 7	5,119,083.	444,872.	0.	4,675,495.
	24 **Total operating and administrative expenses.** Add lines 13 through 23	53,286,277.	16,495,505.	54,983.	30,489,227.
	25 Contributions, gifts, grants paid STMT 12	125,636,862.			143,202,709.
	26 **Total expenses and disbursements.** Add lines 24 and 25	178,923,139.	16,495,505.	54,983.	173,691,936.
	27 Subtract line 26 from line 12:				
	a Excess of revenue over expenses and disbursements	110,312,349.			
	b **Net investment income** (if negative, enter -0-)		274,420,859.		
	c **Adjusted net income** (if negative, enter -0-)			0.	

SCANNED NOV 23 2005

RECEIVED
NOV 21 2005
OGDEN, UT
IRS-OSC

LHA **For Privacy Act and Paperwork Reduction Act Notice, see the instructions.**

Form **990-PF** (2004)

423501
01-03-05

Part II Balance Sheets Attached schedules and amounts in the description column should be for end-of-year amounts only

		Beginning of year	End of year	
		(a) Book Value	(b) Book Value	(c) Fair Market Value
Assets	1 Cash - non-interest-bearing	4,150,198.	6,698,799.	6,698,799.
	2 Savings and temporary cash investments	86,344,423.	143,766,146.	140,984,605.
	3 Accounts receivable ▶ 500,326.			
	Less: allowance for doubtful accounts ▶	1,166,405.	500,326.	500,326.
	4 Pledges receivable ▶			
	Less: allowance for doubtful accounts ▶			
	5 Grants receivable			
	6 Receivables due from officers, directors, trustees, and other disqualified persons	6,680.	3,620.	3,620.
	7 Other notes and loans receivable ▶			
	Less: allowance for doubtful accounts ▶			
	8 Inventories for sale or use			
	9 Prepaid expenses and deferred charges	3,302,485.	3,435,373.	3,435,373.
	10a Investments - U.S. and state government obligations STMT 8	297,442,122.	188,066,449.	190,755,547.
	b Investments - corporate stock STMT 9	1683732624.	1649222733.	2022043445.
	c Investments - corporate bonds STMT 10	110,342,886.	132,915,741.	124,004,099.
	11 Investments - land, buildings, and equipment: basis ▶ 1,846,174.			
	Less accumulated depreciation STMT 17 ▶ 632,352.	553,102.	1,213,822.	2,991,360.
	12 Investments - mortgage loans			
	13 Investments - other STMT 11	574,868,421.	731,359,952.	691,803,170.
	14 Land, buildings, and equipment: basis ▶ 31,720,614.			
	Less accumulated depreciation STMT 17 ▶ 10,864,961.	22,701,870.	20,855,653.	51,396,980.
	15 Other assets (describe ▶ STMT 13)	3,450,000.	3,174,626.	2,566,501.
	16 **Total assets** (to be completed by all filers)	2788061216.	2881213240.	3237183825.
Liabilities	17 Accounts payable and accrued expenses	11,021,020.	11,228,816.	
	18 Grants payable STMT 12	103,038,758.	86,967,016.	
	19 Deferred revenue			
	20 Loans from officers, directors, trustees, and other disqualified persons			
	21 Mortgages and other notes payable			
	22 Other liabilities (describe ▶ STMT 14)	24,793,577.	23,497,198.	
	23 **Total liabilities** (add lines 17 through 22)	138,853,355.	121,693,030.	
Net Assets or Fund Balances	**Organizations that follow SFAS 117, check here ▶ [X] and complete lines 24 through 26 and lines 30 and 31.**			
	24 Unrestricted	2649207861.	2759520210.	
	25 Temporarily restricted			
	26 Permanently restricted			
	Organizations that do not follow SFAS 117, check here ▶ [ ] and complete lines 27 through 31.			
	27 Capital stock, trust principal, or current funds			
	28 Paid-in or capital surplus, or land, bldg., and equipment fund			
	29 Retained earnings, accumulated income, endowment, or other funds			
	30 **Total net assets or fund balances**	2649207861.	2759520210.	
	31 **Total liabilities and net assets/fund balances**	2788061216.	2881213240.	

Part III Analysis of Changes in Net Assets or Fund Balances

1	Total net assets or fund balances at beginning of year - Part II, column (a), line 30 (must agree with end-of-year figure reported on prior year's return)	1	2649207861.
2	Enter amount from Part I, line 27a	2	110,312,349.
3	Other increases not included in line 2 (itemize) ▶	3	0.
4	Add lines 1, 2, and 3	4	2759520210.
5	Decreases not included in line 2 (itemize) ▶	5	0.
6	Total net assets or fund balances at end of year (line 4 minus line 5) - Part II, column (b), line 30	6	2759520210.

Part IV Capital Gains and Losses for Tax on Investment Income

	(a) List and describe the kind(s) of property sold (e.g., real estate, 2-story brick warehouse; or common stock, 200 shs. MLC Co.)	(b) How acquired P - Purchase D - Donation	(c) Date acquired (mo., day, yr.)	(d) Date sold (mo., day, yr.)
1a	SEE STATEMENT 1	P		
b				
c				
d				
e				

	(e) Gross sales price	(f) Depreciation allowed (or allowable)	(g) Cost or other basis plus expense of sale	(h) Gain or (loss) (e) plus (f) minus (g)
a	0.			
b				
c				
d				
e				

	Complete only for assets showing gain in column (h) and owned by the foundation on 12/31/69			(l) Gains (Col. (h) gain minus col. (k), but not less than -0-) or Losses (from col. (h))
	(i) F.M.V. as of 12/31/69	(j) Adjusted basis as of 12/31/69	(k) Excess of col. (i) over col. (j), if any	
a				
b				
c				
d				
e				

2	Capital gain net income or (net capital loss). { If gain, also enter in Part I, line 7 / If (loss), enter -0- in Part I, line 7 }	2	224,858,703.
3	Net short-term capital gain or (loss) as defined in sections 1222(5) and (6): If gain, also enter in Part I, line 8, column (c). If (loss), enter -0- in Part I, line 8	3	0.

Part V Qualification Under Section 4940(e) for Reduced Tax on Net Investment Income

(For optional use by domestic private foundations subject to the section 4940(a) tax on net investment income.)

If section 4940(d)(2) applies, leave this part blank.

Was the organization liable for the section 4942 tax on the distributable amount of any year in the base period? ☐ Yes ☒ No

If "Yes," the organization does not qualify under section 4940(e). Do not complete this part.

1 Enter the appropriate amount in each column for each year; see instructions before making any entries.

(a) Base period years Calendar year (or tax year beginning in)	(b) Adjusted qualifying distributions	(c) Net value of noncharitable-use assets	(d) Distribution ratio (col. (b) divided by col. (c))
2003	172,422,767.	2,666,463,895.	.0646635
2002	183,856,084.	2,797,840,247.	.0657136
2001	161,324,162.	3,203,532,191.	.0503582
2000	192,769,897.	3,636,520,887.	.0530094
1999	180,042,518.	3,375,268,014.	.0533417

2	**Total** of line 1, column (d)	2	.2870864
3	Average distribution ratio for the 5-year base period - divide the total on line 2 by 5, or by the number of years the foundation has been in existence if less than 5 years	3	.0574173
4	Enter the net value of noncharitable-use assets for 2004 from Part X, line 5	4	2,950,492,544.
5	Multiply line 4 by line 3	5	169,409,316.
6	Enter 1% of net investment income (1% of Part I, line 27b)	6	2,744,209.
7	Add lines 5 and 6	7	172,153,525.
8	Enter qualifying distributions from Part XII, line 4	8	173,802,979.

If line 8 is equal to or greater than line 7, check the box in Part VI, line 1b, and complete that part using a 1% tax rate. See the Part VI instructions.

Part VI Excise Tax Based on Investment Income (Section 4940(a), 4940(b), 4940(e), or 4948 - see instructions)

1a	Exempt operating foundations described in section 4940(d)(2), check here ▶ ☐ and enter "N/A" on line 1. Date of ruling letter: _____ (attach copy of ruling letter if necessary-see instructions)		
b	Domestic organizations that meet the section 4940(e) requirements in Part V, check here ▶ [X] and enter 1% of Part I, line 27b	1	2,744,209.
c	All other domestic organizations enter 2% of line 27b. Exempt foreign organizations enter 4% of Part I, line 12, col. (b)		
2	Tax under section 511 (domestic section 4947(a)(1) trusts and taxable foundations only. Others enter -0-)	2	0.
3	Add lines 1 and 2	3	2,744,209.
4	Subtitle A (income) tax (domestic section 4947(a)(1) trusts and taxable foundations only. Others enter -0-)	4	0.
5	**Tax based on investment income.** Subtract line 4 from line 3. If zero or less, enter -0-	5	2,744,209.
6	Credits/Payments:		
a	2004 estimated tax payments and 2003 overpayment credited to 2004 — 6a: 2,652,000.		
b	Exempt foreign organizations - tax withheld at source — 6b:		
c	Tax paid with application for extension of time to file (Form 8868) — 6c: 192,200.		
d	Backup withholding erroneously withheld — 6d:		
7	Total credits and payments. Add lines 6a through 6d	7	2,844,200.
8	Enter any **penalty** for underpayment of estimated tax. Check here [X] if Form 2220 is attached	8	1,930.
9	**Tax due.** If the total of lines 5 and 8 is more than line 7, enter **amount owed** ▶	9	
10	**Overpayment.** If line 7 is more than the total of lines 5 and 8, enter the **amount overpaid** ▶	10	98,061.
11	Enter the amount of line 10 to be: **Credited to 2005 estimated tax** ▶ 0. **Refunded** ▶	11	98,061.

Part VII-A Statements Regarding Activities

			Yes	No
1a	During the tax year, did the organization attempt to influence any national, state, or local legislation or did it participate or intervene in any political campaign?	1a		X
b	Did it spend more than $100 during the year (either directly or indirectly) for political purposes (see instructions for definition)? *If the answer is "Yes" to* **1a** *or* **1b**, *attach a detailed description of the activities and copies of any materials published or distributed by the organization in connection with the activities.*	1b		X
c	Did the organization file **Form 1120-POL** for this year?	1c		X
d	Enter the amount (if any) of tax on political expenditures (section 4955) imposed during the year: (1) On the organization. ▶ $ 0. (2) On organization managers. ▶ $ 0.			
e	Enter the reimbursement (if any) paid by the organization during the year for political expenditure tax imposed on organization managers. ▶ $ 0.			
2	Has the organization engaged in any activities that have not previously been reported to the IRS? *If "Yes," attach a detailed description of the activities.*	2		X
3	Has the organization made any changes, not previously reported to the IRS, in its governing instrument, articles of incorporation, or bylaws, or other similar instruments? *If "Yes," attach a conformed copy of the changes*	3		X
4a	Did the organization have unrelated business gross income of $1,000 or more during the year?	4a	X	
b	If "Yes," has it filed a tax return on **Form 990-T** for this year?	4b	X	
5	Was there a liquidation, termination, dissolution, or substantial contraction during the year? *If "Yes," attach the statement required by General Instruction T.*	5		X
6	Are the requirements of section 508(e) (relating to sections 4941 through 4945) satisfied either: • By language in the governing instrument, or • By state legislation that effectively amends the governing instrument so that no mandatory directions that conflict with the state law remain in the governing instrument?	6	X	
7	Did the organization have at least $5,000 in assets at any time during the year? *If "Yes," complete Part II, col. (c), and Part XV.*	7	X	
8a	Enter the states to which the foundation reports or with which it is registered (see instructions) ▶ NEW YORK, CALIFORNIA			
b	If the answer is "Yes" to line 7, has the organization furnished a copy of Form 990-PF to the Attorney General (or designate) of each state as required by General Instruction G? *If "No," attach explanation*	8b	X	
9	Is the organization claiming status as a private operating foundation within the meaning of section 4942(j)(3) or 4942(j)(5) for calendar year 2004 or the taxable year beginning in 2004 (see instructions for Part XIV)? *If "Yes," complete Part XIV*	9		X
10	Did any persons become substantial contributors during the tax year? If "Yes," attach a schedule listing their names and addresses	10		X
11	Did the organization comply with the public inspection requirements for its annual returns and exemption application?	11	X	

Web site address ▶ WWW.ROCKFOUND.ORG

12 The books are in care of ▶ THE ROCKEFELLER FOUNDATION Telephone no. ▶ 212-869-8500

Located at ▶ 420 FIFTH AVENUE, NEW YORK, NY ZIP+4 ▶ 10018-2702

13 Section 4947(a)(1) nonexempt charitable trusts filing Form 990-PF in lieu of **Form 1041** - Check here ▶ ☐ and enter the amount of tax-exempt interest received or accrued during the year ▶ 13 N/A

Part VII-B Statements Regarding Activities for Which Form 4720 May Be Required

File Form 4720 if any item is checked in the "Yes" column, unless an exception applies.

		Yes	No
1a	During the year did the organization (either directly or indirectly):		
	(1) Engage in the sale or exchange, or leasing of property with a disqualified person? ☐ Yes ☒ No		
	(2) Borrow money from, lend money to, or otherwise extend credit to (or accept it from) a disqualified person? ☐ Yes ☒ No		
	(3) Furnish goods, services, or facilities to (or accept them from) a disqualified person? STMT 18 ☒ Yes ☐ No		
	(4) Pay compensation to, or pay or reimburse the expenses of, a disqualified person? ☒ Yes ☐ No		
	(5) Transfer any income or assets to a disqualified person (or make any of either available for the benefit or use of a disqualified person)? ☐ Yes ☒ No		
	(6) Agree to pay money or property to a government official? (**Exception**. Check "No" if the organization agreed to make a grant to or to employ the official for a period after termination of government service, if terminating within 90 days.) ☐ Yes ☒ No		
b	If any answer is "Yes" to 1a(1)-(6), did **any** of the acts fail to qualify under the exceptions described in Regulations section 53.4941(d)-3 or in a current notice regarding disaster assistance (see page 20 of the instructions)? 1b		X
	Organizations relying on a current notice regarding disaster assistance check here ▶ ☐		
c	Did the organization engage in a prior year in any of the acts described in 1a, other than excepted acts, that were not corrected before the first day of the tax year beginning in 2004? 1c		X
2	Taxes on failure to distribute income (section 4942) (does not apply for years the organization was a private operating foundation defined in section 4942(j)(3) or 4942(j)(5)):		
a	At the end of tax year 2004, did the organization have any undistributed income (lines 6d and 6e, Part XIII) for tax year(s) beginning before 2004? ☐ Yes ☒ No		
	If "Yes," list the years ▶ _____, _____, _____, _____.		
b	Are there any years listed in 2a for which the organization is **not** applying the provisions of section 4942(a)(2) (relating to incorrect valuation of assets) to the year's undistributed income? (If applying section 4942(a)(2) to **all** years listed, answer "No" and attach statement - see instructions.) N/A 2b		
c	If the provisions of section 4942(a)(2) are being applied to **any** of the years listed in 2a, list the years here.		
	▶ _____, _____, _____, _____.		
3a	Did the organization hold more than a 2% direct or indirect interest in any business enterprise at any time during the year? ☐ Yes ☒ No		
b	If "Yes," did it have excess business holdings in 2004 as a result of **(1)** any purchase by the organization or disqualified persons after May 26, 1969; **(2)** the lapse of the 5-year period (or longer period approved by the Commissioner under section 4943(c)(7)) to dispose of holdings acquired by gift or bequest; or **(3)** the lapse of the 10-, 15-, or 20-year first phase holding period? *(Use Schedule C, Form 4720, to determine if the organization had excess business holdings in 2004.)* N/A 3b		
4a	Did the organization invest during the year any amount in a manner that would jeopardize its charitable purposes? 4a		X
b	Did the organization make any investment in a prior year (but after December 31, 1969) that could jeopardize its charitable purpose that had not been removed from jeopardy before the first day of the tax year beginning in 2004? 4b		X
5a	During the year did the organization pay or incur any amount to:		
	(1) Carry on propaganda, or otherwise attempt to influence legislation (section 4945(e))? ☐ Yes ☒ No		
	(2) Influence the outcome of any specific public election (see section 4955); or to carry on, directly or indirectly, any voter registration drive? ☐ Yes ☒ No		
	(3) Provide a grant to an individual for travel, study, or other similar purposes? ☒ Yes ☐ No		
	(4) Provide a grant to an organization other than a charitable, etc., organization described in section 509(a)(1), (2), or (3), or section 4940(d)(2)? ☒ Yes ☐ No		
	(5) Provide for any purpose other than religious, charitable, scientific, literary, or educational purposes, or for the prevention of cruelty to children or animals? ☐ Yes ☒ No		
b	If any answer is "Yes" to 5a(1)-(5), did **any** of the transactions fail to qualify under the exceptions described in Regulations section 53.4945 or in a current notice regarding disaster assistance (see instructions)? 5b		X
	Organizations relying on a current notice regarding disaster assistance check here ▶ ☐		
c	If the answer is "Yes" to question 5a(4), does the organization claim exemption from the tax because it maintained expenditure responsibility for the grant? STMT 12.A ☒ Yes ☐ No		
	If "Yes," attach the statement required by Regulations section 53.4945-5(d).		
6a	Did the organization, during the year, receive any funds, directly or indirectly, to pay premiums on a personal benefit contract? ☐ Yes ☒ No		
b	Did the organization, during the year, pay premiums, directly or indirectly, on a personal benefit contract? 6b		X
	If you answered "Yes" to 6b, also file Form 8870.		

Part VIII **Information About Officers, Directors, Trustees, Foundation Managers, Highly Paid Employees, and Contractors**

1 List all officers, directors, trustees, foundation managers and their compensation.

(a) Name and address	(b) Title, and average hours per week devoted to position	(c) Compensation (If not paid, enter -0-)	(d) Contributions to employee benefit plans and deferred compensation	(e) Expense account, other allowances
STMT 15				

2 Compensation of five highest-paid employees (other than those included on line 1). If none, enter "NONE."

(a) Name and address of each employee paid more than $50,000	(b) Title and average hours per week devoted to position	(c) Compensation	(d) Contributions to employee benefit plans and deferred compensation	(e) Expense account, other allowances
CHUN LAI 420 FIFTH AVENUE, NEW YORK, NY 10018	ASSOC. DIRECTOR INVEST 40 HOURS/WEEK	274,195.	68,891.	
GARY H. TOENNIESSEN 420 FIFTH AVENUE, NEW YORK, NY 10018	DIRECTOR FOOD SECURITY 40 HOURS/WEEK	216,034.	64,547.	
RONALD CHEN 420 FIFTH AVENUE, NEW YORK, NY 10018	SENIOR PORTFOLIO MANAGER 40 HOURS/WEEK	199,860.	57,606.	
MICHELLE PAK 420 FIFTH AVENUE, NEW YORK, NY 10018	SENIOR PORTFOLIO MANAGER 40 HOURS/WEEK	198,626.	56,936.	
DARREN WALKER 420 FIFTH AVENUE, NEW YORK, NY 10018	DIRECTOR WORKING COMMUN 40 HOURS/WEEK	194,563.	64,222.	
Total number of other employees paid over $50,000 ▶				103

3 Five highest-paid independent contractors for professional services. If none, enter "NONE."

(a) Name and address of each person paid more than $50,000	(b) Type of service	(c) Compensation
URDANG & ASSOCIATES REAL ESTATE 11 MARTINE AVEN. WHITE PLAINS, NY 11060	INVESTMENT MANAGEMENT	1591963.
WHIPPOORWILL ASSOCIATES,INC 630 WEST GERMANTOWN PIKE, PA 19462	INVESTMENT MANAGEMENT	1311733.
STATE STREET BANK & TRUST 1 LINCOLN STREET, BOSTON, MA 02111	CUSTODIAL SERVICES	1219467.
EMERGING MARKET MANAGEMENT 10019 19ST N.ARLINGTON VA 22209	INVESTMENT MANANAGEMENT	842,725.
PATTERSON, BELKNAP,WEBB 7 TYLER 1133 AVE OF THE AMERICAS, NEW YORK, NY 10036	LEGAL SERVICES	768,798.
Total number of others receiving over $50,000 for professional services ▶		52

Part IX-A **Summary of Direct Charitable Activities**

List the foundation's four largest direct charitable activities during the tax year. Include relevant statistical information such as the number of organizations and other beneficiaries served, conferences convened, research papers produced, etc.	Expenses
1 STMT 16	
2	
3	
4	

Part IX-B Summary of Program-Related Investments

Describe the two largest program-related investments made by the foundation during the tax year on lines 1 and 2.	Amount
1 NONE	
2	
All other program-related investments. See instructions.	
3 NONE	
Total. Add lines 1 through 3 ▶	0.

Part X Minimum Investment Return (All domestic foundations must complete this part. Foreign foundations, see instructions.)

1	Fair market value of assets not used (or held for use) directly in carrying out charitable, etc., purposes:		
a	Average monthly fair market value of securities	1a	2,991,124,461.
b	Average of monthly cash balances	1b	1,308,082.
c	Fair market value of all other assets STMT 17	1c	2,991,360.
d	**Total** (add lines 1a, b, and c)	1d	2,995,423,903.
e	Reduction claimed for blockage or other factors reported on lines 1a and 1c (attach detailed explanation) — 1e: 0.		
2	Acquisition indebtedness applicable to line 1 assets	2	0.
3	Subtract line 2 from line 1d	3	2,995,423,903.
4	Cash deemed held for charitable activities. Enter 1 1/2% of line 3 (for greater amount, see instructions)	4	44,931,359.
5	**Net value of noncharitable-use assets.** Subtract line 4 from line 3. Enter here and on Part V, line 4	5	2,950,492,544.
6	***Minimum investment return.*** *Enter 5% of line 5*	6	147,524,627.

Part XI Distributable Amount (see instructions) (Section 4942(j)(3) and (j)(5) private operating foundations and certain foreign organizations check here ▶ ☐ and do not complete this part.)

1	Minimum investment return from Part X, line 6			1	147,524,627.
2a	Tax on investment income for 2004 from Part VI, line 5	2a	2,744,209.		
b	Income tax for 2004. (This does not include the tax from Part VI.)	2b	2,130,298.		
c	Add lines 2a and 2b			2c	4,874,507.
3	Distributable amount before adjustments. Subtract line 2c from line 1			3	142,650,120.
4	Recoveries of amounts treated as qualifying distributions STMT 12			4	1,187,071.
5	Add lines 3 and 4			5	143,837,191.
6	Deduction from distributable amount (see instructions)			6	0.
7	**Distributable amount** as adjusted. Subtract line 6 from line 5. Enter here and on Part XIII, line 1			7	143,837,191.

Part XII Qualifying Distributions (see instructions)

1	Amounts paid (including administrative expenses) to accomplish charitable, etc., purposes:		
a	Expenses, contributions, gifts, etc. - total from Part I, column (d), line 26	1a	173,691,936.
b	Program-related investments - total from Part IX-B	1b	0.
2	Amounts paid to acquire assets used (or held for use) directly in carrying out charitable, etc., purposes	2	111,043.
3	Amounts set aside for specific charitable projects that satisfy the:		
a	Suitability test (prior IRS approval required)	3a	
b	Cash distribution test (attach the required schedule)	3b	
4	**Qualifying distributions.** Add lines 1a through 3b. Enter here and on Part V, line 8, and Part XIII, line 4	4	173,802,979.
5	Organizations that qualify under section 4940(e) for the reduced rate of tax on net investment income. Enter 1% of Part I, line 27b	5	2,744,209.
6	**Adjusted qualifying distributions.** Subtract line 5 from line 4	6	171,058,770.

Note: *The amount on line 6 will be used in Part V, column (b), in subsequent years when calculating whether the foundation qualifies for the section 4940(e) reduction of tax in those years*

Part XIII Undistributed Income (see instructions)

	(a) Corpus	(b) Years prior to 2003	(c) 2003	(d) 2004
1 Distributable amount for 2004 from Part XI, line 7				143,837,191.
2 Undistributed income, if any, as of the end of 2003				
a Enter amount for 2003 only			0.	
b Total for prior years: _____, _____, _____,		0.		
3 Excess distributions carryover, if any, to 2004:				
a From 1999 10,067,973.				
b From 2000 13,573,451.				
c From 2001				
d From 2002 42,184,566.				
e From 2003 38,600,972.				
f **Total** of lines 3a through e	104,426,962.			
4 Qualifying distributions for 2004 from Part XII, line 4: ▶ $173,802,979.				
a Applied to 2003, but not more than line 2a			0.	
b Applied to undistributed income of prior years (Election required - see instructions)		0.		
c Treated as distributions out of corpus (Election required - see instructions)	0.			
d Applied to 2004 distributable amount				143,837,191.
e Remaining amount distributed out of corpus	29,965,788.			
5 Excess distributions carryover applied to 2004 (If an amount appears in column (d), the same amount must be shown in column (a).)	0.			0.
6 **Enter the net total of each column as indicated below:**				
a Corpus Add lines 3f, 4c, and 4e Subtract line 5	134,392,750.			
b Prior years' undistributed income. Subtract line 4b from line 2b		0.		
c Enter the amount of prior years' undistributed income for which a notice of deficiency has been issued, or on which the section 4942(a) tax has been previously assessed		0.		
d Subtract line 6c from line 6b. Taxable amount - see instructions		0.		
e Undistributed income for 2003. Subtract line 4a from line 2a. Taxable amount - see instr.			0.	
f Undistributed income for 2004. Subtract lines 4d and 5 from line 1. This amount must be distributed in 2005				0.
7 Amounts treated as distributions out of corpus to satisfy requirements imposed by section 170(b)(1)(E) or 4942(g)(3)	0.			
8 Excess distributions carryover from 1999 not applied on line 5 or line 7	10,067,973.			
9 **Excess distributions carryover to 2005.** Subtract lines 7 and 8 from line 6a	124,324,777.			
10 Analysis of line 9:				
a Excess from 2000 13,573,451.				
b Excess from 2001				
c Excess from 2002 42,184,566.				
d Excess from 2003 38,600,972.				
e Excess from 2004 29,965,788.				

Part XIV Private Operating Foundations (see instructions and Part VII-A, question 9) N/A

1 a If the foundation has received a ruling or determination letter that it is a private operating foundation, and the ruling is effective for 2004, enter the date of the ruling ▶

b Check box to indicate whether the organization is a private operating foundation described in section ☐ 4942(j)(3) or ☐ 4942(j)(5)

	Tax year	Prior 3 years			
	(a) 2004	(b) 2003	(c) 2002	(d) 2001	(e) Total
2 a Enter the lesser of the adjusted net income from Part I or the minimum investment return from Part X for each year listed					
b 85% of line 2a					
c Qualifying distributions from Part XII, line 4 for each year listed					
d Amounts included in line 2c not used directly for active conduct of exempt activities					
e Qualifying distributions made directly for active conduct of exempt activities. Subtract line 2d from line 2c					
3 Complete 3a, b, or c for the alternative test relied upon: a "Assets" alternative test - enter: (1) Value of all assets			N/A		
(2) Value of assets qualifying under section 4942(j)(3)(B)(i)					
b "Endowment" alternative test - enter 2/3 of minimum investment return shown in Part X, line 6 for each year listed					
c "Support" alternative test - enter: (1) Total support other than gross investment income (interest, dividends, rents, payments on securities loans (section 512(a)(5)), or royalties)					
(2) Support from general public and 5 or more exempt organizations as provided in section 4942(j)(3)(B)(iii)					
(3) Largest amount of support from an exempt organization					
(4) Gross investment income					

Part XV Supplementary Information (Complete this part only if the organization had $5,000 or more in assets at any time during the year-see page 26 of the instructions.)

1 **Information Regarding Foundation Managers:**

a List any managers of the foundation who have contributed more than 2% of the total contributions received by the foundation before the close of any tax year (but only if they have contributed more than $5,000). (See section 507(d)(2).)

NONE

b List any managers of the foundation who own 10% or more of the stock of a corporation (or an equally large portion of the ownership of a partnership or other entity) of which the foundation has a 10% or greater interest.

NONE

2 **Information Regarding Contribution, Grant, Gift, Loan, Scholarship, etc., Programs:**

Check here ▶ ☐ if the organization only makes contributions to preselected charitable organizations and does not accept unsolicited requests for funds. If the organization makes gifts, grants, etc. (see instructions) to individuals or organizations under other conditions, complete items 2a, b, c, and d.

a The name, address, and telephone number of the person to whom applications should be addressed:

STATEMENT #19

b The form in which applications should be submitted and information and materials they should include:

STATEMENT #19

c Any submission deadlines:

STATEMENT #19

d Any restrictions or limitations on awards, such as by geographical areas, charitable fields, kinds of institutions, or other factors:

STATEMENT #19

Part XV Supplementary Information (continued)

3 Grants and Contributions Paid During the Year or Approved for Future Payment

Recipient Name and address (home or business)	If recipient is an individual, show any relationship to any foundation manager or substantial contributor	Foundation status of recipient	Purpose of grant or contribution	Amount
a *Paid during the year*				
SEE STATEMENT #12				
Total			▶ 3a	143202709.
b *Approved for future payment*				
SEE STATEMENT #12				
Total			▶ 3b	86967016.

Part XVI-A Analysis of Income-Producing Activities

Enter gross amounts unless otherwise indicated.	Unrelated business income (a) Business code	Unrelated business income (b) Amount	Excluded by section 512, 513, or 514 (c) Exclusion code	Excluded by section 512, 513, or 514 (d) Amount	(e) Related or exempt function income
1 Program service revenue:					
a PHILANTHROPY WRKSP					54,983.
b					
c					
d					
e					
f					
g Fees and contracts from government agencies					
2 Membership dues and assessments					
3 Interest on savings and temporary cash investments			14	435,661.	
4 Dividends and interest from securities			14	74,834,362.	
5 Net rental income or (loss) from real estate:					
a Debt-financed property					
b Not debt-financed property					
6 Net rental income or (loss) from personal property					
7 Other investment income					
8 Gain or (loss) from sales of assets other than inventory	900000	7,006,078.	18	209,248,619.	
9 Net income or (loss) from special events					
10 Gross profit or (loss) from sales of inventory					
11 Other revenue:					
a SEE STATEMENT 2A				<2,344,215.>	
b					
c					
d					
e					
12 Subtotal. Add columns (b), (d), and (e)		7,006,078.		282,174,427.	54,983.
13 Total. Add line 12, columns (b), (d), and (e)				13	289,235,488.

(See worksheet in line 13 instructions to verify calculations.)

Part XVI-B Relationship of Activities to the Accomplishment of Exempt Purposes

Line No. ▼	Explain below how each activity for which income is reported in column (e) of Part XVI-A contributed importantly to the accomplishment of the organization's exempt purposes (other than by providing funds for such purposes).
1A	THE PHILANTHROPY WORKSHOP'S MISSION IS TO CREATE A CORE OF COMMITTED PHILANTHROPISTS AND PROVIDE THEM WITH THE SKILLS, FRAMEWORK AND EXPERIENCE TO CONFRONT SIGNIFICANT SOCIAL ISSUES OF OUR TIME. THEREFORE, THESE WORKSHOPS ARE A MEANS BY WHICH THE FOUNDATION CONTRIBUTED TO THE ACCOMPLISHMENT OF OUR EXEMPT PURPOSE OF ADVANCING THE WELL BEING OF PEOPLE THROUGHOUT THE WORLD.

Part XVII Information Regarding Transfers To and Transactions and Relationships With Noncharitable Exempt Organizations

			Yes	No
1	Did the organization directly or indirectly engage in any of the following with any other organization described in section 501(c) of the Code (other than section 501(c)(3) organizations) or in section 527, relating to political organizations?			
a	Transfers from the reporting organization to a noncharitable exempt organization of:			
	(1) Cash	1a(1)		X
	(2) Other assets	1a(2)		X
b	Other transactions:			
	(1) Sales of assets to a noncharitable exempt organization	1b(1)		X
	(2) Purchases of assets from a noncharitable exempt organization	1b(2)		X
	(3) Rental of facilities, equipment, or other assets	1b(3)		X
	(4) Reimbursement arrangements	1b(4)		X
	(5) Loans or loan guarantees	1b(5)		X
	(6) Performance of services or membership or fundraising solicitations	1b(6)		X
c	Sharing of facilities, equipment, mailing lists, other assets, or paid employees	1c		X

d If the answer to any of the above is "Yes," complete the following schedule. Column (b) should always show the fair market value of the goods, other assets, or services given by the reporting organization. If the organization received less than fair market value in any transaction or sharing arrangement, show in column (d) the value of the goods, other assets, or services received.

(a) Line no.	(b) Amount involved	(c) Name of noncharitable exempt organization	(d) Description of transfers, transactions, and sharing arrangements
		N/A	

2a Is the organization directly or indirectly affiliated with, or related to, one or more tax-exempt organizations described in section 501(c) of the Code (other than section 501(c)(3)) or in section 527? [X] Yes [ ] No

b If "Yes," complete the following schedule.

(a) Name of organization	(b) Type of organization	(c) Description of relationship
PVHC	501 C (2)	SOLE SHAREHOLDER

Sign Here

Under penalties of perjury, I declare that I have examined this return, including accompanying schedules and statements, and to the best of my knowledge and belief, it is true, correct, and complete. Declaration of preparer (other than taxpayer or fiduciary) is based on all information of which preparer has any knowledge

Signature of officer or trustee: Richard Rodin Date: 11/14/05 Title: President

Paid Preparer's Use Only

Preparer's signature	Date	Check if self-employed ▶ [ ]	Preparer's SSN or PTIN
Firm's name (or yours if self-employed), address, and ZIP code ▶		EIN ▶	
		Phone no.	

Form **2220**

Department of the Treasury
Internal Revenue Service

Underpayment of Estimated Tax by Corporations

▶ See separate instructions.
▶ Attach to the corporation's tax return.

FORM 990-PF

OMB No 1545-0142

2004

Name

THE ROCKEFELLER FOUNDATION

Employer identification number

13-1659629

Note: In most cases, the corporation is not required to file Form 2220. (see Part I below for exceptions) because the IRS will figure any penalty owed and bill the corporation. Even if Form 2220 is not required, the corporation may still use it to figure the penalty. In such a case, enter the amount from page 2, line 38 on the estimated tax penalty line of the corporation's income tax return, but **do not** attach Form 2220.

Part I **Reasons for Filing** - Check the boxes below that apply. If any boxes are checked, and line 6, below, is $500 or more, the corporation **must** file Form 2220, even if it does not owe a penalty.

1 ☐ The corporation is using the adjusted seasonal installment method.

2 ☐ The corporation is using the annualized income installment method.

3 ☒ The corporation is a "large corporation" figuring its first required installment based on the prior year's tax.

Part II **Figuring the Underpayment**

4	Total tax (see instructions)		4	2,744,209.
5a	Personal holding company tax (Schedule PH (Form 1120), line 26) included on line 4	5a		
b	Look-back interest included on line 4 under section 460(b)(2) for completed long-term contracts or of section 167(g) for depreciation under the income forecast method	5b		
c	Credit for Federal tax paid on fuels (see instructions)	5c		
d	**Total.** Add lines 5a through 5c		5d	
6	Subtract line 5d from line 4. If the result is less than $500, **do not** complete or file this form. The corporation does not owe the penalty		6	2,744,209.
7	Enter the tax shown on the corporation's 2003 income tax return. **Caution: If the tax is zero or the tax year was for less than 12 months, skip this line and enter the amount from line 6 on line 8**		7	782,313.
8	Enter the **smaller** of line 6 or line 7. If the corporation is required to skip line 7, enter the amount from line 6		8	782,313.

		(a)	(b)	(c)	(d)	(e)
9	**Installment due dates.** Enter in col (a) through (d) the 15th day of the 4th (**Form 990-PF filers:** Use 5th month), 6th, 9th, and 12th mos of the corporation's tax year	9 05/15/04	06/15/04	09/15/04	10/01/04	12/15/04
	Exception. If one of your installment due dates is Sept 15, 2004, see the instructions					
10	**Required installments.** If the box on line 1 and/or line 2 above is checked, enter the amounts from Schedule A, line 38 If the box on ln 3 (but not 1 or 2) is checked, see instructions for the amounts to enter If none of these boxes are checked, enter 25% of ln 8 above in each column	10 195,578.	1,176,526.	548,842.	137,210.	686,053.
11	Estimated tax paid or credited for each period (see instructions). For column (a) only, enter the amount from line 11 on line 15	11 820,000.	683,000.	785,000.		364,000.
	Complete lines 12 through 18 of one column before going to the next column.					
12	Enter amount, if any, from line 18 of the preceding column	12	624,422.	130,896.	367,054.	229,844.
13	Add lines 11 and 12	13	1,307,422.	915,896.	367,054.	593,844.
14	Add amounts on lines 16 and 17 of the preceding column	14				
15	Subtract line 14 from line 13. If zero or less, enter -0-	15 820,000.	1,307,422.	915,896.	367,054.	593,844.
16	If the amount on line 15 is zero, subtract line 13 from line 14 Otherwise, enter -0-	16	0.	0.	0.	
17	**Underpayment.** If line 15 is less than or equal to line 10, subtract line 15 from line 10 Then go to line 12 of the next column Otherwise, go to line 18	17				92,209.
18	**Overpayment.** If line 10 is less than line 15, subtract line 10 from line 15 Then go to line 12 of the next column	18 624,422.	130,896.	367,054.	229,844.	

Go to Part III on page 2 to figure the penalty. Do not go to Part III if there are no entries on line 17 - no penalty is owed.

Part III Figuring the Penalty

		(a)	(b)	(c)	(d)	(e)
19 Enter the date of payment or the 15th day of the 3rd month after the close of the tax year, whichever is earlier (see instructions) **(Form 990-PF and Form 990-T filers:** Use 5th month instead of 3rd month)	19					
20 Number of days from due date of installment on ln 9 to the date shown on line 19	20					
21 Number of days on line 20 after 4/15/2004 and before 7/1/2004	21					
22 Underpayment on line 17 x Number of days on line 21 / 366 x 5%	22	$	$	$	$	$
23 Number of days on line 20 after 6/30/2004 and before 10/1/2004	23					
24 Underpayment on line 17 x Number of days on line 23 / 366 x 4%	24	$	$	$	$	$
25 Number of days on line 20 after 9/30/2004 and before 1/1/2005	25					
26 Underpayment on line 17 x Number of days on line 25 / 366 x 5%	26	$	$	$	$	$
27 Number of days on line 20 after 12/31/2004 and before 4/1/2005	27			SEE ATTACHED WORKSHEET		
28 Underpayment on line 17 x Number of days on line 27 / 365 x 5%	28	$	$	$	$	$
29 Number of days on line 20 after 3/31/2005 and before 7/1/2005	29					
30 Underpayment on line 17 x Number of days on line 29 / 365 x *%	30	$	$	$	$	$
31 Number of days on line 20 after 6/30/2005 and before 10/1/2005	31					
32 Underpayment on line 17 x Number of days on line 31 / 365 x *%	32	$	$	$	$	$
33 Number of days on line 20 after 9/30/2005 and before 1/1/2006	33					
34 Underpayment on line 17 x Number of days on line 33 / 365 x *%	34	$	$	$	$	$
35 Number of days on line 20 after 12/31/2005 and before 2/16/2006	35					
36 Underpayment on line 17 x Number of days on line 35 / 365 x *%	36	$	$	$	$	$
37 Add lines 22, 24, 26, 28, 30, 32, 34, & 36	37	$	$	$	$	$

38 **Penalty.** Add columns (a) through (e), of line 37. Enter the total here and on Form 1120; line 33, Form 1120-A, line 29; or the comparable line for other income tax returns — 38 $ 1,930.

*** For underpayments paid after March 31, 2005:** For lines 30, 32, 34, and 36, use the penalty interest rate for each calendar quarter, which the IRS will determine during the first month in the preceding quarter. These rates are published quarterly in an IRS News Release and in a revenue ruling in the Internal Revenue Bulletin. To obtain this information on the Internet, access the IRS website at **www.irs.gov**. You can also call 1-800-829-1040 to get interest rate information.

FORM 990-PF
UNDERPAYMENT OF ESTIMATED TAX WORKSHEET

Name(s)					Identifying Number
THE ROCKEFELLER FOUNDATION					13-1659629
(A) *Date	(B) Amount	(C) Adjusted Balance Due	(D) Number Days Balance Due	(E) Daily Penalty Rate	(F) Penalty
		-0-			
05/15/04	195,578.	195,578.			
05/15/04	<820,000.>	<624,422.>			
06/15/04	1,176,526.	552,104.			
06/15/04	<683,000.>	<130,896.>			
09/15/04	548,842.	417,946.			
09/15/04	<785,000.>	<367,054.>			
10/01/04	137,210.	<229,844.>			
12/15/04	686,053.	456,209.			
12/15/04	<364,000.>	92,209.	16	.000136612	202.
12/31/04	0.	92,209.	90	.000136986	1,137.
03/31/05	0.	92,209.	39	.000164384	591.
05/09/05	<192,200.>	<99,991.>			
Penalty Due (Sum of Column F).					1,930.

* Date of estimated tax payment, withholding credit date or installment due date.

412511
05-01-04

THE ROCKEFELLER FOUNDATION
Employer ID No. 13-1659629
Form 990-PF – 2003

TABLE OF STATEMENTS

#A.1	Dividends and interest from securities
#1.	Capital Gains & Losses
#2.	Other Income
#3.	Legal Fees
#4.	Accounting Fees
#5.	Other Professional Fees
#6.	Taxes
#7.	Other Expenses
#8.	Investments - U.S. and state government obligations
#9.	Investments - Corporate stock
#10.	Investments - Corporate bonds
#11.	Investments - Other
#12.	Grants and Expenditures
#12.A	Expenditure Responsibility Grants
#12.B	Grants to Individuals
#12.C	General Fellowships
#13.	Other Assets
#14.	Other Liabilities
#15.	Compensation of Officers and Trustees
#16.	Summary of Direct Charitable Activities
#17.	Depreciable Assets and Depreciation Expense
#18.	SUPPLEMENTAL INFORMATION: Furnishing of Goods, Services & Facilities
#19.	SUPPLEMENTAL INFORMATION regarding grant requests

STATEMENT #A.1

THE ROCKEFELLER FOUNDATION
Employer ID No. 13-1659629
Form 990PF - 2004

DETAILS OF DIVIDENDS AND INTEREST FROM SECURITIES
(Part I - line 4)

	Column a	Column b	Column c
Interest from Securities Lending		2,823,336	
Less Securities Lending Fees		(2,352,308)	
Net Interest from Securities Lending	494,267	471,028	
Dividends and Interest from Partnerships	31,633,172	33,032,833	
Dividends and Interest from Other Securities	42,303,259	42,303,259	
Interest from Exempt Municipal Bonds	403,664	0	
TOTAL DIVIDENDS AND INTEREST FROM SECURITIES	$74,834,362	$75,807,119	$0

THE ROCKEFELLER FOUNDATION
EMPLOYER ID NO. 13-1659629
SUMMARY FOR CAPITAL GAINS AND LOSSES FOR TAX ON INVESTMENT INCOME
FORM 990PF 2004, PART IV

DESCRIPTION	PROCEEDS	COST	GAIN/(LOSS)
EQUITY:			
COMMON STOCK	1,276,210,066.37	1,145,235,191.00	130,974,875.37
PREFERRED STOCK	7,151,096.44	6,119,190.20	1,031,906.24
DEPOSITORY RECEIPTS	81,934,726.53	72,046,991.51	9,887,735.02
MUTUAL FUNDS	171,904,972.57	147,368,919.10	24,536,053.47
TOTAL EQUITY	**1,537,200,861.91**	**1,370,770,291.81**	**166,430,570.10**
FIXED INCOME:			
US GOVERNMENT AND AGENCY	2,501,571,688.60	2,496,218,808.04	5,352,880.56
MORTGAGES, NOTES AND CONTRACTS	70,031,277.00	63,964,001.29	6,067,275.71
MUNICIPAL OBLIGATION	3,030,094.24	2,191,459.33	838,634.91
CORPORATE OBLIGATION	41,269,876.05	42,006,910.49	(737,034.44)
ZERO COUPON	24,420,027.85	23,207,039.71	1,212,988.14
CONVERTIBLE BOND	894,382.49	637,935.69	256,446.80
SHORT TERM	10,319,099.00	10,320,845.69	(1,746.69)
TOTAL FIXED INCOME	**2,651,536,445.23**	**2,638,547,000.24**	**12,989,444.99**
MISCELLANEOUS:			
SUNDRY ASSETS	274,360.29	1,808,253.06	(1,533,892.77)
TOTAL MISCELLANEOUS	**274,360.29**	**1,808,253.06**	**(1,533,892.77)**
SUBTOTAL NET CAPITAL GAIN/LOSS:	**4,189,011,667.43**	**4,011,125,545.11**	**177,886,122.32**
Partnership Capital Gains(Losses)			**46,972,580.63**
NET CAPITAL GAIN/LOSS:			**224,858,702.95**
FUTURES	1,205,220.24		
FOREIGN EXCHANGE	(14,422,478.66)		
TOTAL MISCELLANEOUS NON TAXABLE	(13,217,258.42)		
Gross Sales Price for all assets Part I on line 6a	**4,175,794,409.01**		

THE ROCKEFELLER FOUNDATION
EIN 13-1659629 FORM 990PF 2004
RECONCILIATION OF NET GAIN FROM SALE OF ASSETS TO CAPITAL GAIN

Net gain or (loss) from sale of assets - Part 1, line 6, column (a)	216,254,697
Less: Partnership Income per Book	(51,615,006)
Add: Partnership Income per K'1's	46,972,581
Add capital losses on non-taxable items *	13,246,431
Capital Gains and Losses for Tax on Investment Income, Part IV	224,858,703
Capital gain net income (Part I, line 7, column (b))	224,858,703

* See Page 162 of Non-Taxable Items Detail Schedule which follows.

THE ROCKEFELLER FOUNDATION
EMPLOYEE ID NO 13-1659629
GAIN AND LOSSES FOR TAX ON INVESTMENT INCOME
FORM 990 PF 2004, PART IV

Shares/Par Value	Security Name	Security Description	Date Bought	Date Sold	Proceeds	Cost	Realized
	EQUITY COMMON STOCK						
4,800 00	AUR RES INC	COM	86/12/31-04/12/31	1/8/2004	25,447 99	16,495 86	8,952 13
7,800 00	AUR RES INC	COM	86/12/31-04/12/31	1/12/2004	41,163 86	26,419 49	14,744 37
32,200 00	AUR RES INC	COM	86/12/31-04/12/31	2/10/2004	170,086 09	85,871 42	84,214 67
16,052 00	GPO IND SALTILLO	COM NPV	86/12/31-04/12/31	6/16/2004	26,349 18	30,154 57	(3,805 39)
53,900 00	ALFA SA	SERIES A NPV (CPO)	86/12/31-04/12/31	2/10/2004	196,316 19	84,246 18	112,070 01
5,900 00	ALFA SA	SERIES A NPV (CPO)	86/12/31-04/12/31	8/12/2004	18,217 20	7,917 22	10,299 98
7,900 00	ALFA SA	SERIES A NPV (CPO)	86/12/31-04/12/31	8/16/2004	25,126 07	10,601 03	14,525 04
7,800 00	ALFA SA	SERIES A NPV (CPO)	86/12/31-04/12/31	8/17/2004	25,149 67	10,460 42	14,689 25
8,200 00	ALFA SA	SERIES A NPV (CPO)	86/12/31-04/12/31	8/18/2004	26,329 68	10,977 28	15,352 40
21,800 00	ALFA SA	SERIES A NPV (CPO)	86/12/31-04/12/31	8/19/2004	70,007 39	29,113 31	40,894 08
7,900 00	ALFA SA	SERIES A NPV (CPO)	86/12/31-04/12/31	8/23/2004	25,386 68	10,508 05	14,878 63
7,000 00	ALFA SA	SERIES A NPV (CPO)	86/12/31-04/12/31	9/27/2004	25,107 90	9,027 70	16,080 20
6,900 00	ALFA SA	SERIES A NPV (CPO)	86/12/31-04/12/31	9/28/2004	25,233 15	8,828 93	16,404 22
6,700 00	ALFA SA	SERIES A NPV (CPO)	86/12/31-04/12/31	9/29/2004	25,052 98	8,573 01	16,479 97
7,100 00	ALFA SA	SERIES A NPV (CPO)	86/12/31-04/12/31	10/6/2004	26,721 49	9,067 31	17,654 18
6,700 00	ALFA SA	SERIES A NPV (CPO)	86/12/31-04/12/31	10/7/2004	25,442 56	8,541 26	16,901 30
7,900 00	ALFA SA	SERIES A NPV (CPO)	86/12/31-04/12/31	10/11/2004	29,715 86	10,071 04	19,644 82
3,456 00	BCO CREDITO INVERS	NPV	86/12/31-04/12/31	5/13/2004	53,886 48	60,191 15	(6,304 67)
4,006 00	CEMENTOS ARGOS	COP250	86/12/31-04/12/31	6/4/2004	24,888 34	16,613 11	8,275 23
2,730 00	CEMENTOS ARGOS	COP250	86/12/31-04/12/31	12/22/2004	23,985 29	11,321 47	12,663 82
2,154 00	CEMENTOS ARGOS	COP250	86/12/31-04/12/31	12/23/2004	18,924 99	8,898 45	10,026 54
3,369 00	CEMENTOS ARGOS	COP250	86/12/31-04/12/31	12/27/2004	29,957 56	13,087 60	16,869 96
2,365 00	CEMENTOS ARGOS	COP250	86/12/31-04/12/31	12/29/2004	21,386 66	7,102 77	14,283 89
600 00	COMPANIA GENERAL DE ELECTRIC	NPV	86/12/31-04/12/31	7/29/2004	2,328 77	2,583 97	(255 20)
3,327,000 00	SIDER NACIONAL CIA	COM NPV	86/12/31-04/12/31	1/13/2004	194,934 64	31,758 27	163,176 37
316,700 00	SIDER NACIONAL CIA	COM NPV	86/12/31-04/12/31	1/13/2004	18,555 99	4,187 22	14,368 77
3,900 00	CORP GEO SA DE CV	SER B MXN1	86/12/31-04/12/31	2/3/2004	26,147 65	8,462 24	17,685 41
4,000 00	CORP GEO SA DE CV	SER B MXN1	86/12/31-04/12/31	2/4/2004	26,667 68	8,679 22	17,988 46
13,500 00	CORP GEO SA DE CV	SER B MXN1	86/12/31-04/12/31	4/20/2004	87,631 92	28,974 56	58,657 36
41,400 00	CORP GEO SA DE CV	SER B MXN1	86/12/31-04/12/31	6/25/2004	51,082 31	16,418 17	34,664 14
18,900 00	CORP GEO SA DE CV	SER B MXN1	86/12/31-04/12/31	8/2/2004	25,792 26	7,423 10	18,369 16
18,300 00	CORP GEO SA DE CV	SER B MXN1	86/12/31-04/12/31	8/3/2004	24,812 24	6,683 23	18,129 01
34,600 00	CORP GEO SA DE CV	SER B MXN1	86/12/31-04/12/31	8/20/2004	44,865 58	12,636 05	32,229 53
34,800 00	CORP GEO SA DE CV	SER B MXN1	86/12/31-04/12/31	9/14/2004	45,238 95	12,709 10	32,529 85
4,236 00	CRISTALERIAS CHILE	NPV	86/12/31-04/12/31	5/12/2004	30,697 90	36,390 37	(5,692 47)
8,187 00	CRISTALERIAS CHILE	NPV	86/12/31-04/12/31	5/26/2004	58,433 83	70,332 39	(11,898 56)
7,521 00	SURAMERICANA INVER	COP187 50	86/12/31-04/12/31	12/20/2004	25,278 82	49,137 29	(23,858 47)
7,422 00	SURAMERICANA INVER	COP187 50	86/12/31-04/12/31	12/21/2004	24,807 93	48,347 18	(23,539 25)
10,492 00	SURAMERICANA INVER	COP187 50	86/12/31-04/12/31	12/22/2004	33,976 17	68,083 05	(34,106 88)
20,004 00	SURAMERICANA INVER	COP187 50	86/12/31-04/12/31	12/23/2004	64,738 61	122,643 96	(57,905 35)
7,470 00	SURAMERICANA INVER	COP187 50	86/12/31-04/12/31	12/27/2004	24,703 89	40,630 97	(15,927 08)
7,514 00	SURAMERICANA INVER	COP187 50	86/12/31-04/12/31	12/29/2004	24,863 26	39,179 69	(14,316 43)
1,716 00	SURAMERICANA INVER	COP187 50	86/12/31-04/12/31	12/30/2004	5,726 20	8,551 00	(2,824 80)
299,400 00	DESC S A DE C V	SER B NPV	86/12/31-04/12/31	2/17/2004	132,861 42	132,909 12	(47 70)
217,093 00	ENERSIS SA	NPV	86/12/31-04/12/31	5/7/2004	24,600 36	23,221 67	1,378 69
223,571 00	ENERSIS SA	NPV	86/12/31-04/12/31	5/11/2004	25,223 67	23,914 61	1,309 06
347,980 00	ENERSIS SA	NPV	86/12/31-04/12/31	5/13/2004	39,196 66	36,361 94	2,834 72
22,900 00	GPO BIMBO SA DE CV	SER A NPV	86/12/31-04/12/31	4/20/2004	49,974 56	36,133 31	13,841 25
34,603 00	HYLSAMEX CPO	CPO (REP 1 SER B) MXN4 7996	86/12/31-04/12/31	4/22/2004	48,367 91	10,018 08	38,349 83
39,700 00	GRUPO FINANCIERO BANORTE SA	O SHS	86/12/31-04/12/31	2/10/2004	154,831 67	39,189 72	115,641 95
6,600 00	GRUPO FINANCIERO BANORTE SA	O SHS	86/12/31-04/12/31	3/10/2004	25,290 37	6,158 32	19,132 05
18,200 00	GRUPO FINANCIERO BANORTE SA	O SHS	86/12/31-04/12/31	4/20/2004	74,479 36	16,489 32	57,990 04
10,200 00	GRUPO FINANCIERO BANORTE SA	O SHS	86/12/31-04/12/31	4/21/2004	40,614 64	8,838 25	31,776 39
7,000 00	GRUPO FINANCIERO BANORTE SA	O SHS	86/12/31-04/12/31	6/16/2004	25,126 68	6,065 47	19,061 21
7,000 00	GRUPO FINANCIERO BANORTE SA	O SHS	86/12/31-04/12/31	6/17/2004	25,184 51	6,065 47	19,129 04
12,900 00	GRUPO FINANCIERO BANORTE SA	O SHS	86/12/31-04/12/31	6/23/2004	48,393 37	8,964 10	37,429 27
10,900 00	GRUPO FINANCIERO BANORTE SA	O SHS	86/12/31-04/12/31	8/6/2004	40,230 56	7,162 01	33,068 55
17,100 00	GRUPO FINANCIERO BANORTE SA	O SHS	86/12/31-04/12/31	8/10/2004	64,669 24	11,235 80	53,433 44
6,600 00	GRUPO FINANCIERO BANORTE SA	O SHS	86/12/31-04/12/31	8/11/2004	25,013 75	4,336 63	20,677 12
5 00	IRSA INVERSIONES Y	ARS1	86/12/31-04/12/31	12/9/2004	5 36	7 17	(1 81)
26,694 00	COMERCIAL SIGLOXXI	COM NPV	86/12/31-04/12/31	4/1/2004	28,381 09	25,624 46	2,756 63
43,967 00	MASISA SA	NPV	86/12/31-04/12/31	12/15/2004	28,366 31	19,532 31	8,834 00
37,605 00	MASISA SA	NPV	86/12/31-04/12/31	12/22/2004	24,846 47	16,706 00	8,140 47
37,593 00	MASISA SA	NPV	86/12/31-04/12/31	12/23/2004	24,914 86	16,700 67	8,214 19
24,300 00	GPO MEXICO SA	SER B COM NPV	86/12/31-04/12/31	2/17/2004	96,031 59	38,678 91	57,352 68
6,100 00	GPO MEXICO SA	SER B COM NPV	86/12/31-04/12/31	3/5/2004	23,686 93	8,746 35	14,940 58
6,600 00	GPO MEXICO SA	SER B COM NPV	86/12/31-04/12/31	3/22/2004	23,643 64	7,699 55	15,944 09
6,720 00	GPO MEXICO SA	SER B COM NPV	86/12/31-04/12/31	4/13/2004	23,730 56	7,839 55	15,891 01
58 00	METALURGICA GERDAU	COM NPV	86/12/31-04/12/31	12/17/2004	1,243 86	443 27	800 59
293 00	METALURGICA GERDAU	COM NPV	86/12/31-04/12/31	12/20/2004	6,262 46	-	6,262 46
992 00	METALURGICA GERDAU	COM NPV	86/12/31-04/12/31	12/22/2004	21,040 70	-	21,040 70
29 00	METALURGICA GERDAU	COM NPV	86/12/31-04/12/31	12/22/2004	615 10	-	615 10
25,912 00	AFP PROVIDA	NPV	86/12/31-04/12/31	7/9/2004	42,025 61	48,509 28	(6,483 67)
24,080 00	S A C I FALABELLA	COM STK	86/12/31-04/12/31	5/7/2004	41,632 95	45,409 92	(3,776 97)
14,154 00	S A C I FALABELLA	COM STK	86/12/31-04/12/31	5/10/2004	23,342 00	26,691 53	(3,349 53)
5,200,924 00	CORPBANCA	COM NPV	86/12/31-04/12/31	2/17/2004	28,828 52	22,186 28	6,642 24
3,633,076 00	CORPBANCA	COM NPV	86/12/31-04/12/31	2/18/2004	20,007 09	15,461 05	4,546 04
5,213,000 00	CORPBANCA	COM NPV	86/12/31-04/12/31	8/16/2004	24,858 68	25,565 22	(706 54)
5,174,500 00	CORPBANCA	COM NPV	86/12/31-04/12/31	8/18/2004	24,806 71	25,376 41	(569 70)
5,283,800 00	CORPBANCA	COM NPV	86/12/31-04/12/31	8/19/2004	25,498 91	25,912 43	(413 52)
1,914 00	MINAS BUENAVENTURA	COM PEN4	86/12/31-04/12/31	2/17/2004	50,557 93	6,476 52	44,081 41
8,100 00	GRUPO ELEKTRA (NEW)	COM NPV(SERIE UNICA)	86/12/31-04/12/31	2/4/2004	43,476 05	41,246 01	2,230 04
12,000 00	GRUPO ELEKTRA (NEW)	COM NPV(SERIE UNICA)	86/12/31-04/12/31	2/17/2004	70,458 10	58,450 35	12,007 75
7,500 00	GRUPO ELEKTRA (NEW)	COM NPV(SERIE UNICA)	86/12/31-04/12/31	4/22/2004	47,928 44	36,347 97	11,580 47
6,700 00	GRUPO ELEKTRA (NEW)	COM NPV(SERIE UNICA)	86/12/31-04/12/31	8/19/2004	40,673 46	34,824 49	5,848 97

THE ROCKEFELLER FOUNDATION
EMPLOYEE ID NO 13-1659629
GAIN AND LOSSES FOR TAX ON INVESTMENT INCOME
FORM 990 PF 2004, PART IV

Shares/Par Value	Security Name	Security Description	Date Bought	Date Sold	Proceeds	Cost	Realized
3,800 00	GRUPO ELEKTRA (NEW)	COM NPV(SERIE UNICA)	86/12/31-04/12/31	9/15/2004	25,404 40	18,416 30	6,988 10
4,600 00	GRUPO ELEKTRA (NEW)	COM NPV(SERIE UNICA)	86/12/31-04/12/31	10/13/2004	32,847 25	22,293 42	10,553 83
8,800,000 00	AKBANK	TRL1000	86/12/31-04/12/31	2/9/2004	40,810 74	22,480 56	18,330 18
5,500,000 00	AKBANK	TRL1000	86/12/31-04/12/31	2/18/2004	29,955 89	13,928 23	16 027 66
703 00	AKBANK	TRL1000	86/12/31-04/12/31	12/20/2004	4 10	3 17	0 93
1,000,000 00	ALARKO HLDG	TRL1000	86/12/31-04/12/31	2/18/2004	29,053 50	26 934 95	2 118 55
1,248 00	BRE BANK	PLN4	86/12/31-04/12/31	2/4/2004	29,461 23	24,757 62	4,703 61
363 00	BRE BANK	PLN4	86/12/31-04/12/31	2/5/2004	8,500 86	6,897 29	1,603 57
663 00	BRE BANK	PLN4	86/12/31-04/12/31	2/6/2004	15,670 33	12,597 53	3,072 80
1,229 00	BRE BANK	PLN4	86/12/31-04/12/31	4/2/2004	33,331 66	23,351 98	9,979 68
918 00	BRE BANK	PLN4	86/12/31-04/12/31	4/6/2004	24,963 49	17,442 73	7,520 76
3,100,000 00	ANADOLU EFES	TRL1000	86/12/31-04/12/31	2/9/2004	40,208 08	24,923 63	15,284 45
1,766,000 00	ANADOLU EFES	TRL1000	86/12/31-04/12/31	2/20/2004	24,296 95	12,994 28	11,302 67
1,693,000 00	ANADOLU EFES	TRL1000	86/12/31-04/12/31	7/20/2004	23,578 90	10,851 03	12,727 87
3,149,000 00	ANADOLU EFES	TRL1000	86/12/31-04/12/31	7/21/2004	45,138 78	19,521 69	25,617 09
2,421,000 00	ANADOLU EFES	TRL1000	86/12/31-04/12/31	7/30/2004	33,408 28	14,523 76	18,884 52
1,192,000 00	ANADOLU EFES	TRL1000	86/12/31-04/12/31	8/2/2004	16,626 97	7,150 90	9,476 07
1,230,250 00	ANADOLU EFES	TRL1000	86/12/31-04/12/31	8/6/2004	17,045 95	7,380 36	9,665 59
846,000 00	EREGLI DEMIR CELIK	TRL1000	86/12/31-04/12/31	1/22/2004	27,702 40	7,626 49	20,075 91
1,223,000 00	EREGLI DEMIR CELIK	TRL1000	86/12/31-04/12/31	3/8/2004	43,669 37	11,025 05	32,644 32
21,904,000 00	T GARANTI BANKASI	TRL500	86/12/31-04/12/31	1/6/2004	71,753 76	65,512 56	6,241 20
10,868,000 00	T GARANTI BANKASI	TRL500	86/12/31-04/12/31	1/9/2004	37,665 76	28,070 33	9,595 43
20,000,000 00	T GARANTI BANKASI	TRL500	86/12/31-04/12/31	2/9/2004	60,191 97	43,918 19	16,273 78
10,000,000 00	T GARANTI BANKASI	TRL500	86/12/31-04/12/31	2/17/2004	36,385 69	17,826 60	18,559 09
866 00	HANSABANK	EEK10	86/12/31-04/12/31	3/4/2004	24,855 14	-	24,855 14
1,347 00	HANSABANK	EEK10	86/12/31-04/12/31	3/5/2004	39,793 79	-	39,793 79
847 00	HANSABANK	EEK10	86/12/31-04/12/31	3/9/2004	24,875 78	-	24,875 78
854 00	HANSABANK	EEK10	86/12/31-04/12/31	3/10/2004	24,616 06	-	24,616 06
895 00	HANSABANK	EEK10	86/12/31-04/12/31	3/15/2004	25,626 91	-	25,626 91
1,257 00	HANSABANK	EEK10	86/12/31-04/12/31	3/16/2004	36,110 52	-	36 110 52
10,200 000 00	HURRIYET GAZETE	TRL1000	86/12/31-04/12/31	2/18/2004	35,487 16	14,552 36	20,934 80
956 00	HURRIYET GAZETE	TRL1000	86/12/31-04/12/31	12/20/2004	2 91	2 04	0 87
730 00	KOMERCNI BANKA	ORD CZK500	86/12/31-04/12/31	3/5/2004	82,490 20	17,214 67	65,275 53
250 00	KOMERCNI BANKA	ORD CZK500	86/12/31-04/12/31	5/20/2004	25,363 88	5,895 43	19,468 45
500 00	KOMERCNI BANKA	ORD CZK500	86/12/31-04/12/31	10/14/2004	58,242 36	11,125 38	47,116 98
2,057 00	MOL HUNGARIAN OIL	HUF1000(REGD)	86/12/31-04/12/31	2/4/2004	64,422 73	30,619 74	33,802 99
786 00	MOL HUNGARIAN OIL	HUF1000(REGD)	86/12/31-04/12/31	3/3/2004	25,475 14	11,406 83	14,068 31
943 00	MOL HUNGARIAN OIL	HUF1000(REGD)	86/12/31-04/12/31	10/14/2004	47,635 31	13,140 02	34 495 29
16,000,000 00	TOFAS OTOMOBIL FAB	TRL1000	86/12/31-04/12/31	2/9/2004	30,853 90	25,329 20	5,524 70
16,000,000 00	TOFAS OTOMOBIL FAB	TRL1000	86/12/31-04/12/31	2/18/2004	36,100 74	23,596 17	12,504 57
616 00	TOFAS OTOMOBIL FAB	TRL1000	86/12/31-04/12/31	12/20/2004	1 27	1 48	(0 21)
1,055,529 00	KOSTROMSKAYA GES	ORD RUB0 5	86/12/31-04/12/31	4/21/2004	158,329 35	165,190 29	(6,860 94)
9,505 00	CESKY TELECOM	CZK100	86/12/31-04/12/31	3/3/2004	112,962 50	122,384 96	(9,422 46)
2,819 00	CESKY TELECOM	CZK100	86/12/31-04/12/31	5/19/2004	33,535 24	36,297 02	(2,761 78)
2,800 00	CESKY TELECOM	CZK100	86/12/31-04/12/31	10/15/2004	37,169 53	36,052 38	1,117 15
8,974 00	TELEKOMUNIKACJA PO	PLN 3	86/12/31-04/12/31	5/21/2004	34,429 61	40,076 80	(5,647 19)
11,797 00	TELEKOMUNIKACJA PO	PLN 3	86/12/31-04/12/31	5/24/2004	45,482 63	52,683 97	(7,201 34)
2 00	TELEKOMUNIKACJA PO	PLN 3	86/12/31-04/12/31	7/6/2004	8 18	8 93	(0 75)
3,733 00	POLSKI KONCERN NAF	PLN1 25	86/12/31-04/12/31	3/3/2004	27,054 06	14,099 13	12,954 93
133,000 00	CHINA MOBILE (HK)	HKD0 10	86/12/31-04/12/31	3/22/2004	381,131 21	392,383 74	(11,252 53)
18,300 00	BANGKOK BANK	THB10	86/12/31-04/12/31	1/27/2004	46,711 65	40,204 34	6,507 31
3,200 00	BARLOWORLD LTD	ZAR0 05	86/12/31-04/12/31	2/17/2004	33,414 88	28,255 43	5,159 45
4,400 00	BARLOWORLD LTD	ZAR0 05	86/12/31-04/12/31	5/21/2004	44,838 24	38,851 22	5,987 02
95,000 00	HONG LEONG ASIA	SGD0 20	86/12/31-04/12/31	2/4/2004	98,132 30	55,109 64	43,022 66
27,600 00	STANDARD BK GR LTD	ZAR0 10	86/12/31-04/12/31	2/4/2004	168,628 35	96,716 51	71,911 84
6,500 00	STANDARD BK GR LTD	ZAR0 10	86/12/31-04/12/31	3/4/2004	38,030 25	22,761 10	15,269 15
4,700 00	STANDARD BK GR LTD	ZAR0 10	86/12/31-04/12/31	3/5/2004	28,486 69	16,388 67	12,098 02
7,100 00	STANDARD BK GR LTD	ZAR0 10	86/12/31-04/12/31	3/9/2004	43,973 85	20,916 92	23,056 93
7,180 00	STANDARD BK GR LTD	ZAR0 10	86/12/31-04/12/31	9/27/2004	45,405 79	47,862 32	(2,456 53)
27,700 00	STEINHOFF INTL HLD	ZAR0 005	86/12/31-04/12/31	3/26/2004	34,362 61	26,808 00	7,554 61
27,600 00	STEINHOFF INTL HLD	ZAR0 005	86/12/31-04/12/31	3/29/2004	34,302 02	26,711 22	7,590 80
22,400 00	STEINHOFF INTL HLD	ZAR0 005	86/12/31-04/12/31	5/19/2004	26,334 68	21,678 67	4,656 01
21,600 00	STEINHOFF INTL HLD	ZAR0 005	86/12/31-04/12/31	5/21/2004	25,079 31	20,904 44	4,174 87
192,500 00	SANLAM	ZAR0 01	86/12/31-04/12/31	2/4/2004	246,715 97	168,251 06	78,464 91
21,900 00	SANLAM	ZAR0 01	86/12/31-04/12/31	3/8/2004	30,862 16	18,997 31	11,864 85
5,433 00	ANGLO AMERICAN	USD0 50	86/12/31-04/12/31	1/15/2004	115,478 85	106,826 52	8,652 33
22,652 00	ANGLO AMERICAN	USD0 50	86/12/31-04/12/31	2/4/2004	514,730 78	352,547 02	162,183 76
4,907 00	ANGLO AMERICAN	USD0 50	86/12/31-04/12/31	2/17/2004	122,212 68	74,465 31	47,747 37
13,570 00	ANGLO AMERICAN	USD0 50	86/12/31-04/12/31	4/21/2004	295,395 68	202,533 04	92,862 64
7,506 00	ANGLO AMERICAN	USD0 50	86/12/31-04/12/31	7/7/2004	154,325 05	110,875 28	43,449 77
7,843 00	ANGLO AMERICAN	USD0 50	86/12/31-04/12/31	7/8/2004	159,829 78	114,144 78	45,685 00
7,036 00	ANGLO AMERICAN	USD0 50	86/12/31-04/12/31	7/15/2004	147,989 02	101,551 64	46,437 38
5,470 00	ANGLO AMERICAN	USD0 50	86/12/31-04/12/31	7/16/2004	115,329 40	78,949 33	36,380 07
15,239 00	ANGLO AMERICAN	USD0 50	86/12/31-04/12/31	12/10/2004	344,112 61	219,894 83	124,217 78
1,261 00	ANGLO AMERICAN	USD0 50	86/12/31-04/12/31	12/17/2004	28,420 06	18,178 05	10,242 01
4,070 00	ANGLO AMERICAN	USD0 50	86/12/31-04/12/31	12/20/2004	93,065 99	58,607 75	34,458 24
3,411 00	ANGLO AMERICAN	USD0 50	86/12/31-04/12/31	12/22/2004	79,706 70	48,607 62	31,099 08
1,090 00	ANGLO AMERICAN	USD0 50	86/12/31-04/12/31	12/23/2004	25,398 97	15,472 17	9,926 80
1,061 00	ANGLO AMERICAN	USD0 50	86/12/31-04/12/31	12/28/2004	24,852 47	15,060 53	9,791 94
348 00	ANGLO AMERICAN	USD0 50	86/12/31-04/12/31	12/29/2004	8,071 65	4,939 74	3,131 91
1,640 00	SAMSUNG FIRE + MAR	KRW500	86/12/31-04/12/31	2/10/2004	101,300 44	88,366 22	12,934 22
840 00	SAMSUNG FIRE + MAR	KRW500	86/12/31-04/12/31	2/17/2004	54,695 84	45,260 75	9,435 09
740 00	SAMSUNG FIRE + MAR	KRW500	86/12/31-04/12/31	8/20/2004	44,316 19	49,469 68	(5,153 49)
780 00	SAMSUNG FIRE + MAR	KRW500	86/12/31-04/12/31	8/23/2004	45,487 27	50,757 24	(5,269 97)
-	MASSMART	ZAR0 01	86/12/31-04/12/31	3/15/2004	15,445 82	14,785 10	660 72

THE ROCKEFELLER FOUNDATION
EMPLOYEE ID NO 13-1659629
GAIN AND LOSSES FOR TAX ON INVESTMENT INCOME
FORM 990 PF 2004, PART IV

Shares/Par Value	Security Name	Security Description	Date Bought	Date Sold	Proceeds	Cost	Realized
11,700 00	MASSMART	ZAR0 01	86/12/31-04/12/31	3/29/2004	56,858 07	46,720 90	10,137 17
-	MASSMART	ZAR0 01	86/12/31-04/12/31	9/17/2004	23,502 85	22,083 54	1,419 31
135,000 00	GOODPACK	SGD0 01	86/12/31-04/12/31	4/1/2004	82,952 91	61,968 58	20,984 33
3,040 00	TELEKOMUNIKASI IND	SER B IDR500 (DEMAT)	86/12/31-04/12/31	9/28/2004	456 86	1,313 06	(856 20)
199,000 00	TELEKOMUNIKASI IND	SER B IDR500 (DEMAT)	86/12/31-04/12/31	9/28/2004	85,953 34	85,097 14	856 20
486,000 00	CHINA PETROLIUM + CHEMICAL	H SHS	86/12/31-04/12/31	1/6/2004	221,164 60	147,573 15	73,591 45
362,000 00	CHINA PETROLIUM + CHEMICAL	H SHS	86/12/31-04/12/31	1/14/2004	144,991 86	86,504 65	58,487 21
628,000 00	CHINA PETROLIUM + CHEMICAL	H SHS	86/12/31-04/12/31	2/5/2004	242,697 82	157,416 61	85,281 21
70,000 00	EQUITABLE PCI BANK	PHP10	86/12/31-04/12/31	2/4/2004	48,676 28	164,354 17	(115,677 89)
48,600 00	EQUITABLE PCI BANK	PHP10	86/12/31-04/12/31	3/9/2004	32,592 59	59,221 90	(26,629 31)
54,000 00	RAMAYANA LESTARI	IDR250	86/12/31-04/12/31	10/5/2004	25,756 35	32,879 24	(7,122 89)
603,000 00	FILINVEST LAND	PHP1 00	86/12/31-04/12/31	2/11/2004	11,512 70	13,601 30	(2,088 60)
607,000 00	FILINVEST LAND	PHP1 00	86/12/31-04/12/31	2/12/2004	11,753 56	13,691 53	(1,937 97)
78,000 00	FOUNTAIN SET HLDGS	HKD0 20	86/12/31-04/12/31	1/5/2004	55,058 70	66,748 50	(11,689 80)
34,000 00	FOUNTAIN SET HLDGS	HKD0 20	86/12/31-04/12/31	9/17/2004	25,382 83	27,164 37	(1,781 54)
40,000 00	FOUNTAIN SET HLDGS	HKD0 20	86/12/31-04/12/31	10/4/2004	30,485 70	30,336 84	148 86
34,000 00	FOUNTAIN SET HLDGS	HKD0 20	86/12/31-04/12/31	10/5/2004	26,020 07	25,634 45	385 62
361,000 00	AUTRON	NPV	86/12/31-04/12/31	4/1/2004	72,146 07	89,847 97	(17,701 90)
616,000 00	BK CENTRAL	IDR250	86/12/31-04/12/31	6/8/2004	80,771 31	80,771 31	-
13,000 00	MEDIA TEK INCORP	TWD10	86/12/31-04/12/31	9/17/2004	93,092 46	94,939 01	(1,846 55)
9,000 00	MEDIA TEK INCORP	TWD10	86/12/31-04/12/31	9/20/2004	62,953 00	59,650 94	3,302 06
10,000 00	MEDIA TEK INCORP	TWD10	86/12/31-04/12/31	9/21/2004	69,350 79	66,278 82	3,071 97
1,774 00	HARMONY GOLD MNG	ZAR0 50	86/12/31-04/12/31	1/15/2004	27,465 17	11,389 29	16,075 88
1,877 00	HARMONY GOLD MNG	ZAR0 50	86/12/31-04/12/31	3/5/2004	30,188 30	12,050 56	18,137 74
2,260 00	HARMONY GOLD MNG	ZAR0 50	86/12/31-04/12/31	3/8/2004	35,478 30	14,509 47	20,968 83
4,378 00	HARMONY GOLD MNG	ZAR0 50	86/12/31-04/12/31	4/1/2004	66,934 74	28,107 28	38,827 46
2,364 00	HARMONY GOLD MNG	ZAR0 50	86/12/31-04/12/31	4/2/2004	35,234 48	15,177 16	20,057 32
2,014 00	HARMONY GOLD MNG	ZAR0 50	86/12/31-04/12/31	5/20/2004	21,722 96	12,930 12	8,792 84
2,040 00	KOOKMIN BANK	KRW5000	86/12/31-04/12/31	2/10/2004	83,256 31	88,093 51	(4,837 20)
1,950 00	KOOKMIN BANK	KRW5000	86/12/31-04/12/31	2/17/2004	81,816 40	84,207 03	(2,390 63)
58,100 00	THAI UNION FROZEN	THB1 ALN MKT	86/12/31-04/12/31	3/10/2004	35,187 71	18,157 28	17,030 43
43,700 00	THAI UNION FROZEN	THB1 ALN MKT	86/12/31-04/12/31	3/16/2004	24,880 83	12,478 63	12,402 20
55,000 00	THAI UNION FROZEN	THB1 ALN MKT	86/12/31-04/12/31	3/18/2004	31,532 79	15,705 37	15,827 42
1,840 00	HYUNDAI MOTOR CO	KRW5000	86/12/31-04/12/31	11/19/2004	90,337 35	82,255 92	8,081 43
3,600 00	HYUNDAI MOTOR CO	KRW5000	86/12/31-04/12/31	11/22/2004	174,876 11	160,935 49	13,940 62
5,000 00	LARGAN PRECISION CO	TWD10	86/12/31-04/12/31	10/22/2004	30,435 88	47,940 64	(17,504 76)
2,000 00	LARGAN PRECISION CO	TWD10	86/12/31-04/12/31	11/3/2004	12,012 94	18,887 26	(6,874 32)
7,000 00	LARGAN PRECISION CO	TWD10	86/12/31-04/12/31	11/17/2004	43,197 79	66,098 11	(22,900 32)
1,077,680 00	INDORAMA SYNTHETIC	IDR500	86/12/31-04/12/31	4/1/2004	57,199 54	122,447 29	(65,247 75)
700 00	IMPALA PLATINUM	ZAR0 20	86/12/31-04/12/31	1/15/2004	59,239 23	38,159 65	21,079 58
1,100 00	IMPALA PLATINUM	ZAR0 20	86/12/31-04/12/31	2/4/2004	90,495 26	58,775 08	31,720 18
800 00	IMPALA PLATINUM	ZAR0 20	86/12/31-04/12/31	2/17/2004	69,340 14	42,610 02	26,730 12
1,200 00	IMPALA PLATINUM	ZAR0 20	86/12/31-04/12/31	5/20/2004	77,052 19	63,915 03	13,137 16
1,000 00	IMPALA PLATINUM	ZAR0 20	86/12/31-04/12/31	5/21/2004	65,497 89	53,262 53	12,235 36
900 00	IMPALA PLATINUM	ZAR0 20	86/12/31-04/12/31	6/15/2004	61,868 04	47,669 12	14,198 92
500 00	IMPALA PLATINUM	ZAR0 20	86/12/31-04/12/31	7/6/2004	36,626 25	26,297 33	10,328 92
700 00	IMPALA PLATINUM	ZAR0 20	86/12/31-04/12/31	7/7/2004	51,751 88	36,816 26	14,935 62
1,000 00	IMPALA PLATINUM	ZAR0 20	86/12/31-04/12/31	7/8/2004	73,661 03	52,075 08	21,585 95
404,400 00	KRUNG THAI BANK PLC	THB10	86/12/31-04/12/31	3/9/2004	111,225 70	88,543 08	22,682 62
3,210 00	KORAM BANK	KRW5000	86/12/31-04/12/31	2/17/2004	40,638 32	40,361 65	276 67
2,380 00	KORAM BANK	KRW5000	86/12/31-04/12/31	3/3/2004	30,188 47	29,904 56	283 91
1,850 00	KORAM BANK	KRW5000	86/12/31-04/12/31	3/4/2004	23,549 08	23,046 60	502 48
2,270 00	KORAM BANK	KRW5000	86/12/31-04/12/31	3/5/2004	28,861 79	28,278 80	582 99
2,100 00	KORAM BANK	KRW5000	86/12/31-04/12/31	3/8/2004	26,656 01	26,044 99	611 02
1,960 00	KORAM BANK	KRW5000	86/12/31-04/12/31	3/9/2004	24,932 61	24,284 72	647 89
8,170 00	KORAM BANK	KRW5000	86/12/31-04/12/31	4/13/2004	107,727 05	100,282 76	7,444 29
8,250 00	KORAM BANK	KRW5000	86/12/31-04/12/31	4/14/2004	107,307 01	99,421 58	7,885 43
8,260 00	KORAM BANK	KRW5000	86/12/31-04/12/31	4/16/2004	107,033 07	98,609 39	8,423 68
369,500 00	SURYA CITRA MEDIA	IDR250	86/12/31-04/12/31	2/4/2004	34,652 37	45,617 28	(10,964 91)
41,400 00	MAXIS COMMUN BHD	MYR0 10	86/12/31-04/12/31	6/15/2004	84,759 18	62,515 46	32,243 72
28,400 00	MAXIS COMMUN BHD	MYR0 10	86/12/31-04/12/31	6/16/2004	64,669 58	42,572 36	22,097 22
19,300 00	MAXIS COMMUN BHD	MYR0 10	86/12/31-04/12/31	6/17/2004	45,050 70	28,821 65	16,229 05
34,500 00	MAXIS COMMUN BHD	MYR0 10	86/12/31-04/12/31	6/21/2004	81,502 64	51,286 59	30,216 05
7,500 00	BYD CO	H SHS CNY1	86/12/31-04/12/31	3/8/2004	26,715 80	15,795 47	10,920 33
8,000 00	BYD CO	H SHS CNY1	86/12/31-04/12/31	3/23/2004	25,776 60	16,848 50	8,928 10
15,000 00	BYD CO	H SHS CNY1	86/12/31-04/12/31	3/25/2004	48,786 54	31,590 93	17,195 61
7,000 00	BYD CO	H SHS CNY1	86/12/31-04/12/31	4/7/2004	25,120 92	14,742 43	10,378 49
8,000 00	BYD CO	H SHS CNY1	86/12/31-04/12/31	5/24/2004	25,777 05	16,848 50	8,928 55
8,000 00	BYD CO	H SHS CNY1	86/12/31-04/12/31	5/27/2004	27,146 70	16,848 50	10,298 20
262,200 00	SINO THAI ENG + CONS	THB1(ALIEN MKT)	86/12/31-04/12/31	2/4/2004	121,655 54	100,959 38	20,696 16
156,600 00	SINO THAI ENG + CONS	THB1(ALIEN MKT)	86/12/31-04/12/31	4/1/2004	65,359 21	51,793 88	13,565 33
1,300,000 00	BK PAN INDONESIA	IDR100	86/12/31-04/12/31	4/8/2004	55,900 84	23,533 09	32,367 75
621,500 00	BK PAN INDONESIA	IDR100	86/12/31-04/12/31	4/13/2004	26,306 77	11,244 47	15,062 30
47,600 00	MALAKOFF BHD	MYR1	86/12/31-04/12/31	2/4/2004	67,833 53	43,977 41	23,856 12
21,000 00	MALAKOFF BHD	MYR1	86/12/31-04/12/31	6/16/2004	32,235 16	18,770 72	13,464 44
9,200 00	MALAYSIA INT SHIP	MYR1	86/12/31-04/12/31	8/11/2004	29,841 90	18,677 69	11,164 21
28,500 00	MALAYSIA INT SHIP	MYR1	86/12/31-04/12/31	8/12/2004	93,063 54	57,297 57	35,765 97
7,800 00	MALAYSIA INT SHIP	MYR1	86/12/31-04/12/31	8/17/2004	24,974 96	15,628 16	9,346 80
8,500 00	MALAYSIA INT SHIP	MYR1	86/12/31-04/12/31	8/18/2004	27,378 34	17,030 69	10,347 65
11,200 00	MALAYSIA INT SHIP	MYR1	86/12/31-04/12/31	8/25/2004	35,678 76	22,181 59	13,497 17
13,700 00	MALAYSIA INT SHIP	MYR1	86/12/31-04/12/31	10/7/2004	48,682 48	27,111 72	21,570 76
20,200 00	MALAYSIA INT SHIP	MYR1	86/12/31-04/12/31	10/8/2004	70,983 72	39,826 04	31,157 68
10,500 00	MALAYSIA INT SHIP	MYR1	86/12/31-04/12/31	10/11/2004	35,555 00	20,642 34	14,912 66
13,300 00	MALAYSIA INT SHIP	MYR1	86/12/31-04/12/31	11/23/2004	50,702 88	26,128 96	24,573 92
6,500 00	MALAYSIA INT SHIP	MYR1	86/12/31-04/12/31	11/24/2004	24,962 28	12,752 83	12,209 45

THE ROCKEFELLER FOUNDATION
EMPLOYEE ID NO 13-1659629
GAIN AND LOSSES FOR TAX ON INVESTMENT INCOME
FORM 990 PF 2004, PART IV

Shares/Par Value	Security Name	Security Description	Date Bought	Date Sold	Proceeds	Cost	Realized
6,500 00	MALAYSIA INT SHIP	MYR1	86/12/31-04/12/31	11/29/2004	25,042 71	12,712 87	12,329 84
8,700 00	MALAYSIA INT SHIP	MYR1	86/12/31-04/12/31	12/2/2004	33,301 95	16,779 50	16,522 45
165,700 00	LAND + HOUSES	THB1 (ALIEN MKT)	86/12/31-04/12/31	1/30/2004	51,114 39	40,293 13	10,821 26
80,500 00	LAND + HOUSES	THB1 (ALIEN MKT)	86/12/31-04/12/31	2/2/2004	24,723 25	19,497 12	5,226 13
402,200 00	LAND + HOUSES	THB1 (ALIEN MKT)	86/12/31-04/12/31	2/4/2004	136,207 70	54,103 09	82,104 61
27,100 00	GOLD REEF CASINO	ZAR0 02	86/12/31-04/12/31	2/17/2004	27,864 77	18,332 30	9,532 47
78,600 00	NOBLE DEVELOPMENT	THB5 ALIEN MKT	86/12/31-04/12/31	3/12/2004	24,811 39	15,421 26	9,390 13
139,400 00	NOBLE DEVELOPMENT	THB5 ALIEN MKT	86/12/31-04/12/31	3/18/2004	38,329 52	26,570 70	11,758 82
109,000 00	NOBLE DEVELOPMENT	THB5 ALIEN MKT	86/12/31-04/12/31	4/1/2004	29,079 21	20,414 37	8,664 84
109,300 00	NOBLE DEVELOPMENT	THB5 ALIEN MKT	86/12/31-04/12/31	4/16/2004	29,622 70	20 470 19	9,152 51
11,900 00	SIAM CEMENT CO	THB1	86/12/31-04/12/31	1/14/2004	80,590 93	36,030 89	44,560 04
8,800 00	SIAM CEMENT CO	THB1	86/12/31-04/12/31	1/27/2004	57,701 21	26,132 66	31,568 55
9,200 00	SIAM CEMENT CO	THB1	86/12/31-04/12/31	2/4/2004	59,651 36	27,029 36	32,622 00
4,500 00	SIAM CEMENT CO	THB1	86/12/31-04/12/31	3/9/2004	29,448 17	13,220 89	16,227 28
86,742 00	SYNTEC CONSTRUCTION	THB1 (ALIEN MKT)	86/12/31-04/12/31	6/25/2004	4,987 37	198,214 69	(193,227 32)
75,000 00	NAN YA PLASTIC	TWD10	86/12/31-04/12/31	7/27/2004	97,329 52	101,138 71	(3,809 19)
144,000 00	NAN YA PLASTIC	TWD10	86/12/31-04/12/31	7/28/2004	186,089 43	194,186 33	(8,096 90)
33,300 00	NATIONAL DEVELOPMENT BANK	LKR10	86/12/31-04/12/31	8/27/2004	50,286 03	110,478 01	(60,191 98)
-	NETWORK HEALTHCARE	ZAR0 01	86/12/31-04/12/31	2/2/2004	2,675 89	1,786 39	889 50
52,300 00	NETWORK HEALTHCARE	ZAR0 01	86/12/31-04/12/31	3/3/2004	33,400 00	13,832 89	19,567 11
38,700 00	NETWORK HEALTHCARE	ZAR0 01	86/12/31-04/12/31	3/5/2004	26,795 18	10,223 50	16 571 68
39 900 00	NETWORK HEALTHCARE	ZAR0 01	86/12/31-04/12/31	3/9/2004	27,936 48	10,273 49	17,662 99
78,600 00	NETWORK HEALTHCARE	ZAR0 01	86/12/31-04/12/31	3/11/2004	53,972 63	20,199 92	33,772 71
180 00	POSCO	KRW5000	86/12/31-04/12/31	2/17/2004	25,693 16	6,865 02	18,828 14
240 00	POSCO	KRW5000	86/12/31-04/12/31	8/20/2004	34,034 66	9,153 35	24,881 31
730 00	POSCO	KRW5000	86/12/31-04/12/31	9/13/2004	115,910 48	27,841 45	88,069 03
309,600 00	LALIN PROPERTY PUB	THB1(ALIEN MKT)	86/12/31-04/12/31	6/24/2004	48,671 83	99,836 09	(51,164 26)
600 00	PULMUONECO	KRW5000	86/12/31-04/12/31	1/16/2004	29,908 05	18,180 96	11,727 09
880 00	PULMUONECO	KRW5000	86/12/31-04/12/31	1/20/2004	44,958 10	26,279 74	18,678 36
0 24	PROPERTY + BUILDIN	ORD ILS1	86/12/31-04/12/31	10/14/2004	12 83	9 62	3 21
1,174,375 00	PUBLIC BK BHD	MYR0 50	86/12/31-04/12/31	5/26/2004	566,441 74	576,216 76	(9,775 02)
25,900 00	THAI OLEFIN PUBLIC	THB10	86/12/31-04/12/31	7/14/2004	36,452 31	42,845 12	(6,392 81)
19,500 00	THAI OLEFIN PUBLIC	THB10	86/12/31-04/12/31	7/16/2004	26,457 82	32,257 91	(5,800 09)
23,900 00	THAI OLEFIN PUBLIC	THB10	86/12/31-04/12/31	7/20/2004	32,318 80	39,536 62	(7,217 82)
24,600 00	THAI OLEFIN PUBLIC	THB10	86/12/31-04/12/31	7/21/2004	34,047 01	39,819 73	(5,772 72)
18,300 00	THAI OLEFIN PUBLIC	THB10	86/12/31-04/12/31	7/22/2004	24,897 71	26,630 82	(1,733 11)
32,300 00	THAI OLEFIN PUBLIC	THB10	86/12/31-04/12/31	7/26/2004	42,801 83	46,771 19	(3,969 36)
33,500 00	THAI OLEFIN PUBLIC	THB10	86/12/31-04/12/31	7/29/2004	45,032 79	30,789 14	14,243 65
26,600 00	THAI OLEFIN PUBLIC	THB10	86/12/31-04/12/31	7/30/2004	38,486 84	21,694 33	16,792 51
10,300 00	MVELAPHANDA RESOUR	ZAR0 10	86/12/31-04/12/31	8/12/2004	26,153 99	36,005 78	(9,851 79)
12,100 00	MVELAPHANDA RESOUR	ZAR0 10	86/12/31-04/12/31	8/13/2004	32,179 78	42,298 05	(10,118 27)
56,100 00	MVELAPHANDA RESOUR	ZAR0 10	86/12/31-04/12/31	8/18/2004	147,977 77	196,109 12	(48,131 35)
55,300 00	RESORTS WORLD BHD	MYR0 50	86/12/31-04/12/31	2/4/2004	145,651 77	131,798 32	13,853 45
10,800 00	RESORTS WORLD BHD	MYR0 50	86/12/31-04/12/31	5/28/2004	25,104 58	25,740 00	(635 42)
13,100 00	RESORTS WORLD BHD	MYR0 50	86/12/31-04/12/31	6/1/2004	30,850 91	31,221 66	(370 75)
20,200 00	RESORTS WORLD BHD	MYR0 50	86/12/31-04/12/31	6/2/2004	47,244 65	48,143 33	(898 68)
22,000 00	RESORTS WORLD BHD	MYR0 50	86/12/31-04/12/31	6/15/2004	48,536 56	52,433 32	(3,896 76)
22,100 00	RESORTS WORLD BHD	MYR0 50	86/12/31-04/12/31	6/18/2004	49,096 93	52,671 66	(3,574 73)
850 00	SAMSUNG ELECTRONIC	KRW5000	86/12/31-04/12/31	10/12/2004	334,148 53	439,704 92	(105,556 39)
920 00	SAMSUNG ELECTRONIC	KRW5000	86/12/31-04/12/31	10/20/2004	346,120 75	475,915 91	(129,795 16)
1,250 00	SAMSUNG ELECTRONIC	KRW5000	86/12/31-04/12/31	10/21/2004	468,956 33	598,652 85	(129,696 52)
490 00	SAMSUNG ELECTRONIC	KRW5000	86/12/31-04/12/31	11/22/2004	201,111 62	232,107 60	(30,995 98)
100,000 00	SEMEN GRESIK(PERS)	IDR1000	86/12/31-04/12/31	2/4/2004	101,606 69	116,741 56	(15,134 87)
74,000 00	SINOPEC S/PETROCHE	ORD H CNY1	86/12/31-04/12/31	1/6/2004	33,468 68	20,805 40	12,663 28
440 00	SHINSEGAE CO LTD	KRW5000	86/12/31-04/12/31	2/10/2004	98,129 30	91,187 19	6,942 11
180 00	SHINSEGAE CO LTD	KRW5000	86/12/31-04/12/31	2/13/2004	40,555 71	37,303 85	3,251 86
200 00	SHINSEGAE CO LTD	KRW5000	86/12/31-04/12/31	2/17/2004	44 908 36	41,448 72	3,459 64
280 00	SHINSEGAE CO LTD	KRW5000	86/12/31-04/12/31	2/18/2004	65,303 66	60,100 65	5,203 01
847,000 00	SM PRIME	PHP1	86/12/31-04/12/31	2/4/2004	87,995 18	114,095 06	(26,099 88)
251,000 00	SM PRIME	PHP1	86/12/31-04/12/31	3/8/2004	26,159 49	30,736 35	(4,576 86)
286,000 00	SM PRIME	PHP1	86/12/31-04/12/31	3/9/2004	28,770 00	33,278 27	(4,508 27)
352,000 00	SM PRIME	PHP1	86/12/31-04/12/31	5/14/2004	37,296 22	39,935 56	(2,639 34)
27,300 00	KASIKORNBANK PCL	THB10	86/12/31-04/12/31	1/27/2004	38,816 97	13,764 64	25,052 33
28,100 00	KASIKORNBANK PCL	THB10	86/12/31-04/12/31	1/28/2004	40,347 97	14,168 01	26,179 96
31,700 00	KASIKORNBANK PCL	THB10	86/12/31-04/12/31	3/10/2004	39,868 01	15,438 29	24,429 72
25,900 00	KASIKORNBANK PCL	THB10	86/12/31-04/12/31	3/11/2004	32,234 09	12,105 31	20,128 78
25,400 00	KASIKORNBANK PCL	THB10	86/12/31-04/12/31	3/12/2004	30,625 96	11,871 62	18,754 34
180,000 00	TAIWAN SEMICON MAN	TWD10	86/12/31-04/12/31	10/22/2004	231,455 15	223,525 68	7,929 47
6,600 00	UTD SERVICE TECHN	NPV	86/12/31-04/12/31	6/7/2004	38,602 21	23,863 58	14,738 63
3,100 00	UTD SERVICE TECHN	NPV	86/12/31-04/12/31	11/30/2004	31,138 27	11,201 23	19,937 04
7,000 00	UTD SERVICE TECHN	NPV	86/12/31-04/12/31	12/24/2004	69,243 76	24,790 40	44,453 36
15,274 00	OTP BANK	HUF100	86/12/31-04/12/31	2/4/2004	210,249 09	136,350 68	73,898 41
1,505 00	OTP BANK	HUF100	86/12/31-04/12/31	3/3/2004	25,434 37	12,005 72	13,428 65
1,442 00	OTP BANK	HUF100	86/12/31-04/12/31	3/9/2004	24,943 80	7,435 64	17,508 16
1,913 00	OTP BANK	HUF100	86/12/31-04/12/31	3/16/2004	32,542 57	9,864 35	22,678 22
1,802 00	OTP BANK	HUF100	86/12/31-04/12/31	3/18/2004	31,224 67	9,291 98	21,932 69
1,431 00	OTP BANK	HUF100	86/12/31-04/12/31	3/22/2004	24,966 17	7,378 92	17,587 25
1,884 00	OTP BANK	HUF100	86/12/31-04/12/31	3/23/2004	32,789 33	9,687 34	23,101 99
2,856 00	OTP BANK	HUF100	86/12/31-04/12/31	3/24/2004	49,941 93	14,644 91	35,297 02
3,192 00	OTP BANK	HUF100	86/12/31-04/12/31	3/25/2004	57,012 15	16,367 84	40,644 31
1,790 00	OTP BANK	HUF100	86/12/31-04/12/31	5/19/2004	35,151 41	9,178 71	25,972 70
2,590 00	OTP BANK	HUF100	86/12/31-04/12/31	5/20/2004	50,411 36	13,280 93	37,130 43
1,775 00	OTP BANK	HUF100	86/12/31-04/12/31	9/7/2004	38,934 71	9,101 79	29,832 92
1,585 00	OTP BANK	HUF100	86/12/31-04/12/31	10/5/2004	35,601 80	8,127 52	27,474 28
2,663 00	OTP BANK	HUF100	86/12/31-04/12/31	11/3/2004	68,242 95	13,655 25	54,587 70

THE ROCKEFELLER FOUNDATION
EMPLOYEE ID NO 13-1659629
GAIN AND LOSSES FOR TAX ON INVESTMENT INCOME
FORM 990 PF 2004, PART IV

Shares/Par Value	Security Name	Security Description	Date Bought	Date Sold	Proceeds	Cost	Realized
7,186 00	OTP BANK	HUF100	86/12/31-04/12/31	11/4/2004	183,585 70	35,249 47	148,336 23
3,520 00	OTP BANK	HUF100	86/12/31-04/12/31	11/5/2004	90,993 13	16,651 14	74,341 99
957 00	OTP BANK	HUF100	86/12/31-04/12/31	11/8/2004	24,931 49	4,486 22	20,445 27
1,380 00	OTP BANK	HUF100	86/12/31-04/12/31	11/9/2004	36,254 39	6,400 30	29,854 09
1,222 00	OTP BANK	HUF100	86/12/31-04/12/31	11/19/2004	36,143 21	5,667 51	30,475 70
1,700,000 00	ENKA INSAAT	TRL1000	86/12/31-04/12/31	2/9/2004	39,847 60	23,926 90	15,920 70
1,897,000 00	ENKA INSAAT	TRL1000	86/12/31-04/12/31	3/29/2004	47,994 97	26,642 62	21,352 35
85 00	ENKA INSAAT	TRL1000	86/12/31-04/12/31	12/20/2004	2 30	1 16	1 14
1,400 00	SOUTHERN PERU COPPER CORP	COM	86/12/31-04/12/31	3/1/2004	55,545 35	28,366 66	27,178 69
700 00	SOUTHERN PERU COPPER CORP	COM	86/12/31-04/12/31	3/2/2004	27,695 82	13,647 93	14,047 89
1,000 00	SOUTHERN PERU COPPER CORP	COM	86/12/31-04/12/31	3/17/2004	38,595 09	19,191 10	19,403 99
172,000 00	KWANG SUNG ELECTRONICS	COM HKD0 1	86/12/31-04/12/31	4/1/2004	43,932 25	30,617 13	13,315 12
121,179 00	BEMBERG INDUSTRIAL	CLASS A	86/12/31-04/12/31	8/10/2004	36,396 69	121,179 00	(84,782 31)
8,659 00	INV NACIONAL CHOCO	COM COP5	86/12/31-04/12/31	12/20/2004	32,058 70	22,388 67	9,670 03
4,000 00	INV NACIONAL CHOCO	COM COP5	86/12/31-04/12/31	12/21/2004	14,681 91	10,342 38	4,339 53
6,786 00	INV NACIONAL CHOCO	COM COP5	86/12/31-04/12/31	12/22/2004	23,985 69	9,896 12	14,089 57
3,500 00	INV NACIONAL CHOCO	COM COP5	86/12/31-04/12/31	12/28/2004	12,514 03	3,646 14	8,867 89
5,047 00	INV NACIONAL CHOCO	COM COP5	86/12/31-04/12/31	12/29/2004	18,273 50	5,257 74	13,015 76
15,300 00	PUBLIC BK BHD	MYR1	86/12/31-04/12/31	7/15/2004	24,951 63	14,759 45	10,192 18
25,800 00	PUBLIC BK BHD	MYR1	86/12/31-04/12/31	7/16/2004	41,670 02	24,888 49	16,781 53
2,000 00	NATURA COSMETICOS	COM NPV	86/12/31-04/12/31	9/27/2004	40,081 01	27,836 09	12,244 92
1,400 00	NATURA COSMETICOS	COM NPV	86/12/31-04/12/31	10/27/2004	28,331 31	16,196 51	12,134 80
1 300 00	NATURA COSMETICOS	COM NPV	86/12/31-04/12/31	10/28/2004	26,305 98	15,039 62	11,266 36
2,300 00	NATURA COSMETICOS	COM NPV	86/12/31-04/12/31	11/5/2004	46,885 04	26,608 56	20,276 48
42,300 00	HANA MICROELECTRNC	THB1 (ALIEN MKT)	86/12/31-04/12/31	7/14/2004	22,565 31	13,051 27	9,514 04
46,400 00	HANA MICROELECTRNC	THB1 (ALIEN MKT)	86/12/31-04/12/31	7/15/2004	24,307 23	3,000 79	21,306 44
63,300 00	HANA MICROELECTRNC	THB1 (ALIEN MKT)	86/12/31-04/12/31	7/16/2004	33,997 85	1,488 54	32,509 31
46,600 00	EMAAR PROPERTIES	AED1	86/12/31-04/12/31	9/27/2004	108,675 53	34,467 12	74,208 41
35,600 00	EMAAR PROPERTIES	AED1	86/12/31-04/12/31	12/16/2004	111,078 02	25,906 06	85,171 96
35,800 00	EMAAR PROPERTIES	AED1	86/12/31-04/12/31	12/20/2004	114,662 00	25,681 25	88,980 75
32,000 00	GOME ELECTRICAL AP	HKD0 1(POST CON)	86/12/31-04/12/31	11/8/2004	25,216 27	16,511 48	8,704 79
44,000 00	GOME ELECTRICAL AP	HKD0 1(POST CON)	86/12/31-04/12/31	11/11/2004	35,353 15	22,703 29	12,649 86
122,245,137 00	T SISE VE CAM FABR	NEW RTS EXP 31AUG04 TRL1000	86/12/31-04/12/31	8/31/2004	49,325 04	49,325 04	-
100,300 00	LAND + HOUSES	WTS 02SEP08(TO PUR ORD)ALIEN	86/12/31-04/12/31	1/14/2004	24,807 42	-	24,807 42
103,700 00	LAND + HOUSES	WTS 02SEP08(TO PUR ORD)ALIEN	86/12/31-04/12/31	1/20/2004	25,312 62	-	25,312 62
102,600 00	LAND + HOUSES	WTS 02SEP08(TO PUR ORD)ALIEN	86/12/31-04/12/31	1/21/2004	25,579 16	-	25,579 16
100,500 00	LAND + HOUSES	WTS 02SEP08(TO PUR ORD)ALIEN	86/12/31-04/12/31	1/22/2004	24,825 36	-	24,825 36
145,900 00	LAND + HOUSES	WTS 02SEP08(TO PUR ORD)ALIEN	86/12/31-04/12/31	1/29/2004	33,304 62	-	33,304 62
120,333 00	AUTRON	OPTIONS 03JUN07	86/12/31-04/12/31	12/16/2004	6,571 81	1,405 72	5,166 09
-	CENTRL EUROPE TELE	(US QUOTED)	86/12/31-04/12/31	12/31/2004	3,189 71	-	3,189 71
19,500 00	ABITIBI CONSOLIDATED INC	COM	86/12/31-04/12/31	4/12/2004	140,092 54	156,188 78	(16,096 24)
5,000 00	ALCAN INC	COM	86/12/31-04/12/31	1/7/2004	234,388 05	206,984 88	27,403 17
2,500 00	ALCAN INC	COM	86/12/31-04/12/31	1/21/2004	114,146 30	92,913 22	21,233 08
2,900 00	ALCAN INC	COM	86/12/31-04/12/31	1/22/2004	134,263 87	107,616 85	26,647 02
4,200 00	ALCAN INC	COM	86/12/31-04/12/31	2/2/2004	177,195 17	152,594 16	24,601 01
3,400 00	ALCAN INC	COM	86/12/31-04/12/31	2/9/2004	149,431 07	121,520 50	27,910 57
3,400 00	ALCAN INC	COM	86/12/31-04/12/31	2/10/2004	151,512 15	121,099 37	30,412 78
2,400 00	ALCAN INC	COM	86/12/31-04/12/31	2/25/2004	112,645 24	85,464 18	27,181 06
3,700 00	ALCAN INC	COM	86/12/31-04/12/31	2/26/2004	173,077 32	130,258 28	42,819 04
3,800 00	ALCAN INC	COM	86/12/31-04/12/31	3/11/2004	165,039 73	132,883 18	32,156 55
5,800 00	ALCAN INC	COM	86/12/31-04/12/31	3/12/2004	252,186 13	196,802 59	55,383 54
2,900 00	ALCAN INC	COM	86/12/31-04/12/31	3/18/2004	126,888 91	97,494 25	29,394 66
2 800 00	ALCAN INC	COM	86/12/31-04/12/31	3/19/2004	122,893 48	93,894 65	28,998 83
5,800 00	ALCAN INC	COM	86/12/31-04/12/31	3/25/2004	245,550 42	193,772 78	51,777 64
5,400 00	ALCAN INC	COM	86/12/31-04/12/31	3/26/2004	235,592 57	175,734 41	59,858 16
5,600 00	BANK N S HALIFAX	COM	86/12/31-04/12/31	4/12/2004	155,581 75	147,398 45	8,183 30
20,000 00	BANK N S HALIFAX	COM	86/12/31-04/12/31	12/3/2004	647,801 13	360,853 63	286,947 50
7,600 00	BANK N S HALIFAX	COM	86/12/31-04/12/31	12/9/2004	241,911 09	34,471 34	207,439 75
15,700 00	PEARSON	ORD GBP0 25	86/12/31-04/12/31	4/13/2004	177,663 83	198,286 49	(20,622 66)
97,300 00	VODAFONE GROUP	ORD USD0 10	86/12/31-04/12/31	4/13/2004	234,622 26	197,437 36	37,184 90
5,000 00	ROYAL BK SCOT GRP	ORD GBP0 25	86/12/31-04/12/31	4/13/2004	153,429 59	150,425 24	3,004 35
21,000 00	LLOYDS TSB GROUP	ORD GBP0 25	86/12/31-04/12/31	4/13/2004	159,001 41	162,794 61	(3,793 20)
10,000 00	GLAXOSMITHKLINE	ORD GBP0 25	86/12/31-04/12/31	4/13/2004	200,026 73	222,698 63	(22,671 90)
4,200 00	CARNIVAL PLC	ORD USD1 66	86/12/31-04/12/31	1/9/2004	176,657 66	68,876 00	107,781 66
2,500 00	CARNIVAL PLC	ORD USD1 66	86/12/31-04/12/31	1/12/2004	104,395 19	40,997 62	63,397 57
2,400 00	CARNIVAL PLC	ORD USD1 66	86/12/31-04/12/31	1/13/2004	99,352 10	39,357 71	59,994 39
6,100 00	CARNIVAL PLC	ORD USD1 66	86/12/31-04/12/31	1/21/2004	273,357 55	100,034 18	173,323 37
3,600 00	CARNIVAL PLC	ORD USD1 66	86/12/31-04/12/31	1/23/2004	159,491 22	59,036 57	100,454 65
3,500 00	CARNIVAL PLC	ORD USD1 66	86/12/31-04/12/31	1/30/2004	162,111 92	57,396 66	104,715 26
3,800 00	CARNIVAL PLC	ORD USD1 66	86/12/31-04/12/31	2/2/2004	174,441 54	62,316 38	112,125 16
1,400 00	CARNIVAL PLC	ORD USD1 66	86/12/31-04/12/31	2/3/2004	65,080 60	22,958 66	42,121 94
4,700 00	CARNIVAL PLC	ORD USD1 66	86/12/31-04/12/31	3/11/2004	209,521 08	77,075 52	132,445 56
4,500 00	CARNIVAL PLC	ORD USD1 66	86/12/31-04/12/31	3/12/2004	195,534 52	73,795 71	121,738 81
2,200 00	CARNIVAL PLC	ORD USD1 66	86/12/31-04/12/31	4/6/2004	104,207 81	36,077 90	68,129 91
2,300 00	CARNIVAL PLC	ORD USD1 66	86/12/31-04/12/31	4/7/2004	109,434 68	37,717 81	71,716 87
1,900 00	CARNIVAL PLC	ORD USD1 66	86/12/31-04/12/31	4/8/2004	90,036 38	31,158 19	58,878 19
2,200 00	CARNIVAL PLC	ORD USD1 66	86/12/31-04/12/31	4/14/2004	100,377 36	36,077 90	64,299 46
3,300 00	CARNIVAL PLC	ORD USD1 66	86/12/31-04/12/31	4/15/2004	149,096 71	54,116 85	94,979 86
3,800 00	CARNIVAL PLC	ORD USD1 66	86/12/31-04/12/31	4/16/2004	173,000 71	62,316 38	110,684 33
3,200 00	CARNIVAL PLC	ORD USD1 66	86/12/31-04/12/31	4/19/2004	144,567 47	52,476 95	92,090 52
3,200 00	CARNIVAL PLC	ORD USD1 66	86/12/31-04/12/31	4/20/2004	145,197 34	52,476 95	92,720 39
2,800 00	CARNIVAL PLC	ORD USD1 66	86/12/31-04/12/31	4/22/2004	125,251 79	45,917 33	79,334 46
2,636 00	CARNIVAL PLC	ORD USD1 66	86/12/31-04/12/31	4/23/2004	119,686 01	43,227 88	76,458 13
21,400 00	HANSON	ORD GBP0 10	86/12/31-04/12/31	4/13/2004	170,073 90	214,626 33	(44,552 43)
1,200 00	ADIDAS SALOMON AG	DEM5	86/12/31-04/12/31	4/13/2004	141,892 39	114,459 03	27,433 36

THE ROCKEFELLER FOUNDATION
EMPLOYEE ID NO 13-1659629
GAIN AND LOSSES FOR TAX ON INVESTMENT INCOME
FORM 990 PF 2004, PART IV

Shares/Par Value	Security Name	Security Description	Date Bought	Date Sold	Proceeds	Cost	Realized
4,900 00	ATLAS COPCO AB	SER A SEK5 0	86/12/31-04/12/31	4/13/2004	176,506 92	187,706 17	(11,199 25)
9,500 00	IBERDROLA SA	EUR3	86/12/31-04/12/31	4/13/2004	194,952 87	123,087 39	71,865 48
4,000 00	CONTINENTAL AG	ORD NPV	86/12/31-04/12/31	1/9/2004	152,396 60	94,692 17	57,704 43
2 800 00	CONTINENTAL AG	ORD NPV	86/12/31-04/12/31	1/12/2004	107,223 08	64,916 44	42,306 64
4,200 00	CONTINENTAL AG	ORD NPV	86/12/31-04/12/31	1/21/2004	168,925 40	96,639 98	72 285 42
3,500 00	CONTINENTAL AG	ORD NPV	86/12/31-04/12/31	1/23/2004	141,277 05	80,398 24	60 878 81
3,200 00	CONTINENTAL AG	ORD NPV	86/12/31-04/12/31	1/30/2004	124,899 61	73,409 12	51,490 49
3,300 00	CONTINENTAL AG	ORD NPV	86/12/31-04/12/31	2/2/2004	129,076 20	75,287 16	53,789 04
3,100 00	CONTINENTAL AG	ORD NPV	86/12/31-04/12/31	2/9/2004	121,362 08	69,008 75	52,353 33
3,400 00	CONTINENTAL AG	ORD NPV	86/12/31-04/12/31	2/10/2004	135,169 19	73,751 65	61,417 54
4,400 00	CONTINENTAL AG	ORD NPV	86/12/31-04/12/31	4/8/2004	176,830 63	92,133 98	84,696 65
6,500 00	CONTINENTAL AG	ORD NPV	86/12/31-04/12/31	4/8/2004	259,094 50	121,554 55	137,539 95
2,900 00	CONTINENTAL AG	ORD NPV	86/12/31-04/12/31	5/7/2004	124,014 83	53,423 44	70,591 39
2,200 00	CONTINENTAL AG	ORD NPV	86/12/31-04/12/31	5/10/2004	90,031 50	40,243 88	49,787 62
4,500 00	CONTINENTAL AG	ORD NPV	86/12/31-04/12/31	5/13/2004	186,493 78	81,729 42	104,764 36
2,600 00	CONTINENTAL AG	ORD NPV	86/12/31-04/12/31	5/19/2004	109,806 83	41,606 05	68,200 78
2,500 00	CONTINENTAL AG	ORD NPV	86/12/31-04/12/31	5/20/2004	104,330 56	38,765 63	65,564 93
2,600 00	CONTINENTAL AG	ORD NPV	86/12/31-04/12/31	5/26/2004	112,617 74	40,316 26	72,301 48
2,700 00	CONTINENTAL AG	ORD NPV	86/12/31-04/12/31	5/27/2004	120,123 12	41,866 88	78,256 24
2,500 00	CONTINENTAL AG	ORD NPV	86/12/31-04/12/31	6/7/2004	117,142 70	38,765 63	78,377 07
2,600 00	CONTINENTAL AG	ORD NPV	86/12/31-04/12/31	6/8/2004	121,753 50	40,316 26	81,437 24
20,500 00	SAIPEM	EUR1	86/12/31-04/12/31	4/13/2004	199,329 62	168,628 04	30,701 58
34,900 00	SAIPEM	EUR1	86/12/31-04/12/31	10/7/2004	402,146 30	267,460 89	134,685 41
23,100 00	SAIPEM	EUR1	86/12/31-04/12/31	10/14/2004	260,296 86	165,672 16	94,624 70
10,000 00	SAIPEM	EUR1	86/12/31-04/12/31	10/22/2004	114,710 40	68,387 37	46,323 03
2,600 00	SAIPEM	EUR1	86/12/31-04/12/31	10/25/2004	29,834 89	17,738 90	12,095 99
9,000 00	SAIPEM	EUR1	86/12/31-04/12/31	10/27/2004	103,446 34	60,970 01	42,476 33
3,100 00	VALEO	EUR3	86/12/31-04/12/31	4/13/2004	125,892 55	170,366 33	(44,473 78)
2,300 00	VALEO	EUR3	86/12/31-04/12/31	8/26/2004	90,731 28	125,373 09	(34,641 81)
2 700 00	VALEO	EUR3	86/12/31-04/12/31	8/31/2004	105,774 35	146,308 09	(40,533 74)
2,800 00	VALEO	EUR3	86/12/31-04/12/31	9/9/2004	114,682 29	151,188 91	(36,506 62)
3,000 00	VALEO	EUR3	86/12/31-04/12/31	9/15/2004	119,464 41	161,312 22	(41,847 81)
1,600 00	VALEO	EUR3	86/12/31-04/12/31	9/16/2004	63,071 49	84,128 04	(21,056 55)
3,100 00	VALEO	EUR3	86/12/31-04/12/31	10/11/2004	107,558 05	160,228 62	(52,670 57)
3,900 00	VALEO	EUR3	86/12/31-04/12/31	10/12/2004	131,614 69	201,577 94	(69,963 25)
6,500 00	VALEO	EUR3	86/12/31-04/12/31	10/13/2004	222,340 02	334,026 90	(111,686 88)
3,900 00	VALEO	EUR3	86/12/31-04/12/31	10/14/2004	133,801 48	196,672 98	(62,871 50)
4,000 00	VALEO	EUR3	86/12/31-04/12/31	10/15/2004	137,616 30	140,991 48	(3,375 18)
3,200 00	VALEO	EUR3	86/12/31-04/12/31	10/18/2004	110,502 54	105,853 25	4,649 29
5,100 00	METRO AG	ORD NPV	86/12/31-04/12/31	4/13/2004	223,466 22	120,512 06	102,954 16
5,300 00	METRO AG	ORD NPV	86/12/31-04/12/31	5/10/2004	238,046 62	124,445 60	111,601 02
6,800 00	METRO AG	ORD NPV	86/12/31-04/12/31	5/11/2004	301,516 54	157,465 64	144,050 90
1,600 00	METRO AG	ORD NPV	86/12/31-04/12/31	6/7/2004	78,968 96	36,680 58	42,288 38
13,400 00	STORA ENSO OYJ	NPV SER R	86/12/31-04/12/31	4/13/2004	174,561 10	169,074 21	5,486 89
8,600 00	ABN AMRO HLDGS NV	EUR0 56	86/12/31-04/12/31	4/13/2004	192,471 36	163,520 27	28,951 09
4,600 00	AKZO NOBEL NV	EUR2	86/12/31-04/12/31	4/13/2004	173,797 90	199,375 00	(25,577 10)
2,800 00	AKZO NOBEL NV	EUR2	86/12/31-04/12/31	5/10/2004	96,295 22	86,832 34	9,462 88
3,000 00	AKZO NOBEL NV	EUR2	86/12/31-04/12/31	5/11/2004	102,846 46	93,034 66	9,811 80
5,900 00	AKZO NOBEL NV	EUR2	86/12/31-04/12/31	5/13/2004	200,395 43	181,080 09	19,315 34
3,000 00	AKZO NOBEL NV	EUR2	86/12/31-04/12/31	5/19/2004	104,639 61	88,823 86	15,815 75
3,400 00	AKZO NOBEL NV	EUR2	86/12/31-04/12/31	5/20/2004	115,866 37	96,543 92	19,322 45
5 100 00	AKZO NOBEL NV	EUR2	86/12/31-04/12/31	5/27/2004	183,424 62	143,574 62	39,850 00
3,000 00	AKZO NOBEL NV	EUR2	86/12/31-04/12/31	6/7/2004	112 587 29	84,455 66	28,111 63
4,000 00	AKZO NOBEL NV	EUR2	86/12/31-04/12/31	6/9/2004	148,550 13	112,296 21	36,253 92
3,000 00	AKZO NOBEL NV	EUR2	86/12/31-04/12/31	6/10/2004	110 101 01	83 606 56	26,494 45
3,000 00	AKZO NOBEL NV	EUR2	86/12/31-04/12/31	6/11/2004	107,903 80	83,316 12	24,585 68
3,000 00	AKZO NOBEL NV	EUR2	86/12/31-04/12/31	7/2/2004	111,067 15	83,097 54	27,969 61
3,000 00	AKZO NOBEL NV	EUR2	86/12/31-04/12/31	7/5/2004	109,519 38	83,097 54	26,421 84
6,300 00	AKZO NOBEL NV	EUR2	86/12/31-04/12/31	7/6/2004	227,215 67	173,271 31	53,944 36
6,000 00	AKZO NOBEL NV	EUR2	86/12/31-04/12/31	7/7/2004	216,938 14	160,753 18	56,184 96
7,800 00	ELECTROLUX AB	SERVB SEK5	86/12/31-04/12/31	4/13/2004	160,552 95	108 487 04	52,065 91
13,500 00	BBVA (BILB VIZ ARG)	EUR0 49	86/12/31-04/12/31	4/13/2004	183,611 91	146,016 99	37,594 92
16,400 00	DAIMLERCHRYSLER AG	ORD NPV(REGD)	86/12/31-04/12/31	2/9/2004	766,698 27	808,523 56	(41,825 29)
2,800 00	DAIMLERCHRYSLER AG	ORD NPV(REGD)	86/12/31-04/12/31	4/13/2004	113,342 27	136,278 62	(22,936 35)
2,500 00	DAIMLERCHRYSLER AG	ORD NPV(REGD)	86/12/31-04/12/31	4/19/2004	100,066 79	121,143 64	(21,076 85)
4,600 00	DAIMLERCHRYSLER AG	ORD NPV(REGD)	86/12/31-04/12/31	4/22/2004	195,460 00	222,240 75	(26,780 75)
5,000 00	DAIMLERCHRYSLER AG	ORD NPV(REGD)	86/12/31-04/12/31	4/23/2004	227,118 40	240,256 09	(13,137 69)
3,000 00	DAIMLERCHRYSLER AG	ORD NPV(REGD)	86/12/31-04/12/31	4/28/2004	137,572 86	142,062 96	(4,490 10)
3,600 00	DAIMLERCHRYSLER AG	ORD NPV(REGD)	86/12/31-04/12/31	4/29/2004	166,440 08	151,811 51	14,628 57
2,300 00	DAIMLERCHRYSLER AG	ORD NPV(REGD)	86/12/31-04/12/31	5/7/2004	88,956 25	86,950 46	12,005 79
2,100 00	DAIMLERCHRYSLER AG	ORD NPV(REGD)	86/12/31-04/12/31	5/10/2004	87,348 72	79,040 67	8,308 05
2,500 00	DAIMLERCHRYSLER AG	ORD NPV(REGD)	86/12/31-04/12/31	5/12/2004	106,738 82	85,789 27	20,949 55
2,500 00	DAIMLERCHRYSLER AG	ORD NPV(REGD)	86/12/31-04/12/31	5/13/2004	105,141 09	84,811 09	20,330 00
2,500 00	DAIMLERCHRYSLER AG	ORD NPV(REGD)	86/12/31-04/12/31	5/19/2004	106,604 90	83,072 08	23,532 82
2,500 00	DAIMLERCHRYSLER AG	ORD NPV(REGD)	86/12/31-04/12/31	5/20/2004	102,977 93	83,072 07	19,905 86
3,500 00	CARREFOUR	EUR2 50	86/12/31-04/12/31	4/13/2004	163,676 29	183,697 61	(20,021 32)
8,800 00	REPSOL YPF SA)	EUR1(REGD)	86/12/31-04/12/31	4/13/2004	190,859 10	157,620 80	33,238 30
1,400 00	SIEMENS AG NPV (REGD)	NPV (REGD)	86/12/31-04/12/31	4/13/2004	106,149 91	103,140 79	3,009 12
23,600 00	PORTUGAL TCOM SGPS	EUR1(REGD)	86/12/31-04/12/31	4/13/2004	255,653 25	183,956 05	71,697 20
4,600 00	ACCOR	EUR3	86/12/31-04/12/31	4/13/2004	192,625 85	183,594 91	9,030 94
5,300 00	ACCOR	EUR3	86/12/31-04/12/31	12/1/2004	227,170 67	195,331 21	31,839 46
4,500 00	ACCOR	EUR3	86/12/31-04/12/31	12/2/2004	192,516 80	149,512 11	43,004 69
4,800 00	ACCOR	EUR3	86/12/31-04/12/31	12/3/2004	205,114 55	158,678 28	46,436 27
400 00	GIVAUDAN AG	CHF10	86/12/31-04/12/31	4/13/2004	208,340 43	173,792 55	34,547 88
8,000 00	DAIICHI PHARM CO	JPY50	86/12/31-04/12/31	4/13/2004	152,231 89	127,721 52	24,510 37

THE ROCKEFELLER FOUNDATION
EMPLOYEE ID NO 13-1659629
GAIN AND LOSSES FOR TAX ON INVESTMENT INCOME
FORM 990 PF 2004, PART IV

Shares/Par Value	Security Name	Security Description	Date Bought	Date Sold	Proceeds	Cost	Realized
16,000 00	DAIWA HOUSE INDS	JPY50	86/12/31-04/12/31	1/9/2004	161,141 29	117,211 51	43,929 78
10,000 00	DAIWA HOUSE INDS	JPY50	86/12/31-04/12/31	1/13/2004	98,337 87	73,230 23	25,107 64
9,100 00	DAIWA HOUSE INDS	JPY50	86/12/31-04/12/31	1/14/2004	88,605 80	66,614 52	21,991 28
11,000 00	DAIWA HOUSE INDS	JPY50	86/12/31-04/12/31	1/21/2004	105,434 63	80,396 87	25,037 76
2,900 00	DAIWA HOUSE INDS	JPY50	86/12/31-04/12/31	1/23/2004	29,375 90	21,171 01	8,204 89
10,000 00	DAIWA HOUSE INDS	JPY50	86/12/31-04/12/31	1/30/2004	100,208 73	72,945 19	27,263 54
10,600 00	DAIWA HOUSE INDS	JPY50	86/12/31-04/12/31	2/3/2004	102,150 71	77,100 24	25,050 47
9,000 00	DAIWA HOUSE INDS	JPY50	86/12/31-04/12/31	2/4/2004	86,146 93	64,900 83	21,246 10
11,000 00	DAIWA HOUSE INDS	JPY50	86/12/31-04/12/31	2/9/2004	103,435 01	78,719 26	24,715 75
10,200 00	DAIWA HOUSE INDS	JPY50	86/12/31-04/12/31	2/12/2004	98,120 62	72,890 42	25,230 20
14,500 00	DAIWA HOUSE INDS	JPY50	86/12/31-04/12/31	2/18/2004	141,763 61	103,589 74	38,173 87
13,000 00	DAIWA HOUSE INDS	JPY50	86/12/31-04/12/31	2/19/2004	124,704 23	91,251 09	33,453 14
12,000 00	DAIWA HOUSE INDS	JPY50	86/12/31-04/12/31	2/20/2004	111,396 85	77,706 69	33,690 16
13,500 00	DAIWA HOUSE INDS	JPY50	86/12/31-04/12/31	2/24/2004	125,755 26	87,177 92	38,577 34
33,000 00	HENDERSON LAND DEV	HKD2	86/12/31-04/12/31	1/9/2004	165,951 16	158,500 92	7,450 24
37,000 00	HENDERSON LAND DEV	HKD2	86/12/31-04/12/31	1/12/2004	195,590 69	174,738 67	20,852 02
30,000 00	HENDERSON LAND DEV	HKD2	86/12/31-04/12/31	1/21/2004	159,483 36	140,381 52	19,101 84
22,700 00	HENDERSON LAND DEV	HKD2	86/12/31-04/12/31	1/26/2004	121,335 86	105,287 84	16,048 02
30,000 00	HENDERSON LAND DEV	HKD2	86/12/31-04/12/31	1/30/2004	152,637 73	137,639 70	14,998 03
33,300 00	HENDERSON LAND DEV	HKD2	86/12/31-04/12/31	2/2/2004	162,933 59	152,283 31	10,650 28
25,000 00	HENDERSON LAND DEV	HKD2	86/12/31-04/12/31	2/9/2004	130,123 02	114,029 67	16,093 35
20,800 00	HENDERSON LAND DEV	HKD2	86/12/31-04/12/31	2/11/2004	106,338 45	94,388 03	11,950 42
20,000 00	HENDERSON LAND DEV	HKD2	86/12/31-04/12/31	2/25/2004	98,101 86	89,517 39	8,584 47
18,600 00	HENDERSON LAND DEV	HKD2	86/12/31-04/12/31	2/27/2004	92,985 26	82,891 93	10,093 33
27,000 00	HENDERSON LAND DEV	HKD2	86/12/31-04/12/31	3/11/2004	127,078 49	113,600 36	13,478 13
23,800 00	HENDERSON LAND DEV	HKD2	86/12/31-04/12/31	3/12/2004	107,847 21	85,569 79	22,277 42
25,100 00	HENDERSON LAND DEV	HKD2	86/12/31-04/12/31	4/13/2004	126,521 85	84,274 28	42,247 57
26,000 00	HENDERSON LAND DEV	HKD2	86/12/31-04/12/31	4/14/2004	127,286 12	87,019 79	40,266 33
25,000 00	HENDERSON LAND DEV	HKD2	86/12/31-04/12/31	4/15/2004	117,699 61	80,335 22	37,364 39
25,700 00	HENDERSON LAND DEV	HKD2	86/12/31-04/12/31	4/16/2004	120,748 38	81,141 28	39,607 10
28,000 00	HITACHI	JPY50	86/12/31-04/12/31	4/13/2004	214,881 53	292,319 98	(77,438 45)
26,000 00	KEPPEL CORP	SGD0 50	86/12/31-04/12/31	4/13/2004	112,689 41	79,339 09	33,350 32
-	KEPPEL CORP	SGD0 50	86/12/31-04/12/31	6/9/2004	32,284 35	31,596 98	687 37
35,000 00	KEPPEL CORP	SGD0 50	86/12/31-04/12/31	10/11/2004	172,803 85	101,668 17	71,135 68
26,700 00	KEPPEL CORP	SGD0 50	86/12/31-04/12/31	10/12/2004	130,054 11	77,118 37	52,935 74
17,200 00	KEPPEL CORP	SGD0 50	86/12/31-04/12/31	10/18/2004	82,981 30	49,579 90	33,401 40
15,700 00	KEPPEL CORP	SGD0 50	86/12/31-04/12/31	10/19/2004	75,754 19	45,256 07	30,498 12
19,000 00	KEPPEL CORP	SGD0 50	86/12/31-04/12/31	10/29/2004	92,426 87	54,768 50	37,658 37
2,200 00	KYOCERA CORP	JPY50	86/12/31-04/12/31	4/13/2004	189,173 11	169,522 50	19,650 61
36,000 00	SUMITOMO TRUST+BKG	JPY50	86/12/31-04/12/31	4/13/2004	240,823 55	156,606 59	84,216 96
7,700 00	SUMITOMO TRUST+BKG	JPY50	86/12/31-04/12/31	7/5/2004	52,968 90	33,053 63	19,915 27
20,000 00	SWIRE PACIFIC	A HKD0 60	86/12/31-04/12/31	4/13/2004	140,781 96	117,519 48	23,262 48
24,000 00	MITSUI SUMITOMO INSURANCE CO	JPY50	86/12/31-04/12/31	1/9/2004	193,356 70	141,642 98	51,713 72
16,600 00	MITSUI SUMITOMO INSURANCE CO	JPY50	86/12/31-04/12/31	1/13/2004	135,597 31	96,683 03	38,914 28
9,500 00	MITSUI SUMITOMO INSURANCE CO	JPY50	86/12/31-04/12/31	1/14/2004	77,346 11	55,161 95	22,184 16
15,200 00	MITSUI SUMITOMO INSURANCE CO	JPY50	86/12/31-04/12/31	1/21/2004	119,045 61	88,170 12	30,875 49
7,900 00	MITSUI SUMITOMO INSURANCE CO	JPY50	86/12/31-04/12/31	1/23/2004	62,341 00	45,649 02	16,691 98
17,000 00	MITSUI SUMITOMO INSURANCE CO	JPY50	86/12/31-04/12/31	1/30/2004	139,526 01	97,984 37	41,541 64
14,000 00	MITSUI SUMITOMO INSURANCE CO	JPY50	86/12/31-04/12/31	2/2/2004	115,715 01	80,455 70	35,259 31
12,900 00	MITSUI SUMITOMO INSURANCE CO	JPY50	86/12/31-04/12/31	2/3/2004	107,574 36	74,107 85	33,466 51
14,500 00	MITSUI SUMITOMO INSURANCE CO	JPY50	86/12/31-04/12/31	2/9/2004	122,323 39	83,266 17	39,057 22
19,300 00	MITSUI SUMITOMO INSURANCE CO	JPY50	86/12/31-04/12/31	2/10/2004	162,391 49	109,612 38	52,779 11
14,500 00	MITSUI SUMITOMO INSURANCE CO	JPY50	86/12/31-04/12/31	2/12/2004	124,510 08	81,399 13	43,110 95
12,200 00	MITSUI SUMITOMO INSURANCE CO	JPY50	86/12/31-04/12/31	2/13/2004	104,893 41	68,213 92	36,679 49
14,000 00	MITSUI SUMITOMO INSURANCE CO	JPY50	86/12/31-04/12/31	2/16/2004	118,971 62	77,366 95	41,604 67
14,800 00	MITSUI SUMITOMO INSURANCE CO	JPY50	86/12/31-04/12/31	2/18/2004	126,960 73	78,531 88	48,428 85
15,000 00	MITSUI SUMITOMO INSURANCE CO	JPY50	86/12/31-04/12/31	2/19/2004	128,942 83	77,648 23	51,294 60
15,600 00	MITSUI SUMITOMO INSURANCE CO	JPY50	86/12/31-04/12/31	2/20/2004	129,528 81	80,192 81	49,336 00
14,500 00	MITSUI SUMITOMO INSURANCE CO	JPY50	86/12/31-04/12/31	2/23/2004	120,195 27	74,184 07	46,011 20
15,100 00	MITSUI SUMITOMO INSURANCE CO	JPY50	86/12/31-04/12/31	2/24/2004	125,642 60	75,368 28	50,274 32
4,600 00	TAKEDA CHEM INDS	JPY50	86/12/31-04/12/31	4/13/2004	188,584 37	194,577 26	(5,992 89)
12,000 00	TANABE SEIYAKU CO	JPY50	86/12/31-04/12/31	1/9/2004	96,872 48	80,827 91	16,044 57
20,000 00	TANABE SEIYAKU CO	JPY50	86/12/31-04/12/31	1/15/2004	156,485 10	134,711 37	21,773 73
13,600 00	TANABE SEIYAKU CO	JPY50	86/12/31-04/12/31	1/22/2004	109,906 78	91,392 31	18,514 47
12,000 00	TANABE SEIYAKU CO	JPY50	86/12/31-04/12/31	2/2/2004	98,082 28	79,785 38	18,296 90
14,700 00	TANABE SEIYAKU CO	JPY50	86/12/31-04/12/31	2/4/2004	122,258 09	96,350 21	25,907 88
8,400 00	TANABE SEIYAKU CO	JPY50	86/12/31-04/12/31	2/9/2004	67,548 90	55,040 75	12,508 15
13,000 00	TANABE SEIYAKU CO	JPY50	86/12/31-04/12/31	2/13/2004	107,226 22	85,179 05	22,047 17
13,500 00	TANABE SEIYAKU CO	JPY50	86/12/31-04/12/31	2/17/2004	112,044 58	88,455 17	23,589 41
13,000 00	TANABE SEIYAKU CO	JPY50	86/12/31-04/12/31	2/19/2004	107,434 38	83,245 24	24,189 14
13,000 00	TANABE SEIYAKU CO	JPY50	86/12/31-04/12/31	2/25/2004	110,574 91	81,306 81	29,268 10
12,000 00	TANABE SEIYAKU CO	JPY50	86/12/31-04/12/31	3/1/2004	101,715 44	74,672 46	27,042 98
13,000 00	TANABE SEIYAKU CO	JPY50	86/12/31-04/12/31	3/2/2004	109,209 41	80,032 30	29,177 11
12,600 00	TANABE SEIYAKU CO	JPY50	86/12/31-04/12/31	3/4/2004	109,236 90	76,533 10	32,703 80
20,000 00	UNITED O/SEAS BANK	SGD1	86/12/31-04/12/31	4/13/2004	164,478 13	133,732 09	30,746 04
19,000 00	SOMPO JAPAN INS	JPY50	86/12/31-04/12/31	4/13/2004	195,415 65	118,640 21	76,775 44
11,000 00	SOMPO JAPAN INS	JPY50	86/12/31-04/12/31	4/28/2004	103,123 11	67,748 36	35,374 75
13,100 00	SOMPO JAPAN INS	JPY50	86/12/31-04/12/31	5/10/2004	106,650 21	80,538 12	26,112 09
12,000 00	SOMPO JAPAN INS	JPY50	86/12/31-04/12/31	6/7/2004	108,628 35	73,340 83	35,287 52
23,800 00	SOMPO JAPAN INS	JPY50	86/12/31-04/12/31	6/8/2004	216,801 07	144,384 35	72,416 72
11,000 00	SOMPO JAPAN INS	JPY50	86/12/31-04/12/31	6/10/2004	107,092 65	66,369 93	40,722 72
11,000 00	SOMPO JAPAN INS	JPY50	86/12/31-04/12/31	6/11/2004	106,733 53	65,771 03	40,962 50
19,600 00	SOMPO JAPAN INS	JPY50	86/12/31-04/12/31	6/16/2004	191,073 83	116,249 11	74,824 72
9,100 00	AXA	EUR2 29	86/12/31-04/12/31	4/13/2004	197,551 15	218,466 26	(20,915 11)
3,900 00	HOLCIM	CHF2(REGD)	86/12/31-04/12/31	4/13/2004	205,349 37	154,117 32	51,232 05

THE ROCKEFELLER FOUNDATION
EMPLOYEE ID NO 13-1659629
GAIN AND LOSSES FOR TAX ON INVESTMENT INCOME
FORM 990 PF 2004, PART IV

Shares/Par Value	Security Name	Security Description	Date Bought	Date Sold	Proceeds	Cost	Realized
7,800 00	ING GROEP NV	CVA EUR0 24	86/12/31-04/12/31	4/13/2004	174,771 78	272,837 88	(98,066 10)
1,600 00	SWATCH GROUP	CHF2 25(BR)	86/12/31-04/12/31	4/13/2004	210,398 05	147,655 18	62,742 87
91,600 00	ELECTROLUX AB	RTS EXP 01JUN04 REDEMPTION	86/12/31-04/12/31	5/17/2004	31,875 10	-	31,875 10
8,900 00	WARNER CHILCOTT PLC	ORD GBP0 10	86/12/31-04/12/31	8/17/2004	99,541 31	77,684 86	21,856 45
15,000 00	BHP BILLITON PLC	ORD USD0 5	86/12/31-04/12/31	6/23/2004	125,878 87	118,722 18	7,156 69
5,900 00	BARRATT DEVEL	ORD GBP0 10	86/12/31-04/12/31	11/24/2004	57,154 54	25,679 36	31,475 18
17,560 00	JARVIS	ORD 0 05	86/12/31-04/12/31	3/8/2004	57,768 21	76,015 26	(18,247 05)
12,500 00	SABMILLER PLC	ORD USD0 10	86/12/31-04/12/31	8/27/2004	153,462 11	155,333 48	(1,871 37)
29,200 00	CENTRICA	GBP0 055555	86/12/31-04/12/31	6/23/2004	120,018 84	91,741 44	28,277 40
8,000 00	RMC GROUP	ORD GBP0 25	86/12/31-04/12/31	10/6/2004	120,921 02	85,895 90	35,025 12
30,500 00	SHELL TRNSPT+TRDG	ORD GBP0 25(REGD)	86/12/31-04/12/31	2/3/2004	203,625 73	191,183 68	12,442 05
36,700 00	SHELL TRNSPT+TRDG	ORD GBP0 25(REGD)	86/12/31-04/12/31	2/19/2004	243,218 23	230,047 25	13,170 98
35,100 00	SHELL TRNSPT+TRDG	ORD GBP0 25(REGD)	86/12/31-04/12/31	3/8/2004	244,208 20	220,017 95	24,190 25
71,200 00	CORUS GROUP	ORD GBP0 10	86/12/31-04/12/31	9/21/2004	66,552 15	54,842 50	11,709 65
184,400 00	CORUS GROUP	ORD GBP0 10	86/12/31-04/12/31	11/4/2004	168,026 52	142,035 92	25,990 60
76,500 00	CORUS GROUP	ORD GBP0 10	86/12/31-04/12/31	11/12/2004	76,277 02	58,924 88	17,352 14
37,800 00	WPP GROUP	ORD GBP0 10	86/12/31-04/12/31	1/22/2004	426,171 30	291,079 31	135,091 99
38,000 00	WPP GROUP	ORD GBP0 10	86/12/31-04/12/31	4/6/2004	404,072 42	241,975 66	162,096 76
26,900 00	WPP GROUP	ORD GBP0 10	86/12/31-04/12/31	4/16/2004	281,996 03	171,293 30	110,702 73
15,000 00	WOLSELEY	ORD GBP0 25	86/12/31-04/12/31	11/24/2004	260,256 43	206,705 06	53,551 37
1,500 00	ASTRAZENECA	ORD USD0 25	86/12/31-04/12/31	5/28/2004	70,977 96	71,240 47	(262 51)
9 300 00	ASTRAZENECA	ORD USD0 25	86/12/31-04/12/31	6/11/2004	431,931 05	415,695 09	16,235 96
2,400 00	ASTRAZENECA	ORD USD0 25	86/12/31-04/12/31	10/26/2004	95 514 78	106,203 96	(10,689 18)
4,645 00	ALMACENES EXITO	COP10	86/12/31-04/12/31	10/6/2004	7,453 66	6,787 85	665 81
30,300 00	ALMACENES EXITO	COP10	86/12/31-04/12/31	11/12/2004	58,408 10	43,589 00	14,819 10
26,507 00	ALMACENES EXITO	COP10	86/12/31-04/12/31	11/25/2004	48,452 99	37 513 41	10,939 58
20,455 00	ALMACENES EXITO	COP10	86/12/31-04/12/31	11/26/2004	38,270 73	28,914 08	9,356 65
17,300 00	BCO DE BOGOTA	COP10	86/12/31-04/12/31	2/19/2004	72,692 81	39,579 76	33,113 05
16,400 00	BCO DE BOGOTA	COP10	86/12/31-04/12/31	4/6/2004	71,054 48	37,776 95	33,277 53
13,700 00	BCO DE BOGOTA	COP10	86/12/31-04/12/31	4/16/2004	63,019 86	31,289 29	31,730 57
10,700 00	BCO DE BOGOTA	COP10	86/12/31-04/12/31	4/26/2004	49,936 00	24,421 43	25,514 57
2,415 00	BCO DE BOGOTA	COP10	86/12/31-04/12/31	6/11/2004	9,939 76	5,496 42	4,443 36
14,800 00	BCO DE BOGOTA	COP10	86/12/31-04/12/31	8/17/2004	66,828 90	33,684 04	33,144 86
2,976 00	BCO DE BOGOTA	COP10	86/12/31-04/12/31	8/27/2004	14,276 54	6,773 22	7,503 32
7,000 00	BCO DE BOGOTA	COP10	86/12/31-04/12/31	9/9/2004	35,075 33	15,931 64	19,143 69
13,900 00	BCO DE BOGOTA	COP10	86/12/31-04/12/31	9/21/2004	69,643 14	31,635 69	38,007 45
2,609 00	BCO DE BOGOTA	COP10	86/12/31-04/12/31	10/6/2004	12,970 64	5,937 20	7,033 44
14,300 00	BCO DE BOGOTA	COP10	86/12/31-04/12/31	10/14/2004	74,606 51	32,459 24	42,147 27
17,900 00	BCO DE BOGOTA	COP10	86/12/31-04/12/31	11/25/2004	104,172 96	40,451 72	83,721 24
17,100 00	BAVARIA	COP 2 50	86/12/31-04/12/31	2/3/2004	99,608 31	64,282 22	35,326 09
10,400 00	BAVARIA	COP 2 50	86/12/31-04/12/31	2/19/2004	70,360 32	39,095 62	31,264 70
18,342 00	BAVARIA	COP 2 50	86/12/31-04/12/31	3/8/2004	119,572 31	68,889 09	50,683 22
3,000 00	DOFASCO INC	COM NPV	86/12/31-04/12/31	11/24/2004	105,102 86	91,894 92	13,207 94
900 00	ENCANA CORP	COM	86/12/31-04/12/31	10/6/2004	43,843 66	35,855 36	7,988 30
7,200 00	HBOS	ORD GBP0 25	86/12/31-04/12/31	6/23/2004	91,949 10	83,627 44	8,321 66
16,600 00	NATIONAL GRID TRANSCO PLC	ORD GBP0 10	86/12/31-04/12/31	8/27/2004	138,168 11	109,334 66	28,833 45
5,400 00	NATIONAL GRID TRANSCO PLC	ORD GBP0 10	86/12/31-04/12/31	11/24/2004	49,068 64	35,566 70	13,501 94
19,028 00	MARKS + SPENCER GP	ORD GBP0 25	86/12/31-04/12/31	5/12/2004	91,341 55	66,724 77	24 616 78
7,900 00	BARCLAYS	ORD GBP0 25	86/12/31-04/12/31	6/11/2004	70,086 73	61,980 58	8,106 15
7,200 00	HANSON	ORD GBP0 10	86/12/31-04/12/31	4/6/2004	57,292 15	36,822 54	20,469 61
1,100 00	BOUYGUES	EUR1	86/12/31-04/12/31	11/12/2004	46,702 61	40,544 76	6,157 85
10,650 00	BOUYGUES	EUR1	86/12/31-04/12/31	11/24/2004	458,721 17	388,954 50	69,766 67
10,164,000 00	AKBANK	TRL1000	86/12/31-04/12/31	10/6/2004	44,127 13	40,073 90	4,053 23
44,425,000 00	AKBANK	TRL1000	86/12/31-04/12/31	12/7/2004	234,751 53	175,155 74	59,595 79
3,600 00	ALMANIJ(ALGEM MAA)	NPV	86/12/31-04/12/31	9/9/2004	231,184 69	208,265 30	22,919 39
6,100 00	ALMANIJ(ALGEM MAA)	NPV	86/12/31-04/12/31	11/24/2004	554,196 34	275,469 60	278,726 74
3,700 00	ASS GEN DE FRANCE	NPV(BR)	86/12/31-04/12/31	1/22/2004	228,472 39	152,346 00	76,126 39
23,800 00	IBERIALINEAS AERE	EUR 0 78	86/12/31-04/12/31	7/7/2004	68,107 00	52,918 63	15,188 37
38,300 00	BCA POP DI MILANO	EUR3	86/12/31-04/12/31	4/6/2004	223,446 42	173,686 24	49,760 18
12,000 00	BCA POP DI MILANO	EUR3	86/12/31-04/12/31	4/16/2004	69,935 92	54,418 66	15,517 26
12,200 00	BCA POP DI MILANO	EUR3	86/12/31-04/12/31	4/26/2004	72,435 78	55,264 81	17,170 97
19,399 00	BCA POP DI MILANO	EUR3	86/12/31-04/12/31	11/24/2004	153,980 11	87,856 62	66,123 49
500 00	D IETEREN TRADING	NPV	86/12/31-04/12/31	5/28/2004	99,814 86	92,326 00	7,488 86
2,800 00	DELHAIZE GROUP	NPV	86/12/31-04/12/31	1/13/2004	153,377 52	136,219 23	17,158 29
5,300 00	DELHAIZE GROUP	NPV	86/12/31-04/12/31	2/19/2004	290,547 00	170,730 13	119,816 87
8,800 00	DELHAIZE GROUP	NPV	86/12/31-04/12/31	3/8/2004	493,714 42	199,063 86	294,650 56
7,000 00	DELHAIZE GROUP	NPV	86/12/31-04/12/31	4/16/2004	340,043 66	130,629 45	209,414 21
3,878 00	DELHAIZE GROUP	NPV	86/12/31-04/12/31	4/26/2004	193,499 83	71,681 95	121,817 88
130,077,000 00	EREGLI DEMIR CELIK	TRL1000	86/12/31-04/12/31	7/7/2004	352,442 61	544,112 91	(191,670 30)
10,789,000 00	EREGLI DEMIR CELIK	TRL1000	86/12/31-04/12/31	10/14/2004	42,705 21	14,932 87	27,772 34
18,117,000 00	EREGLI DEMIR CELIK	TRL1000	86/12/31-04/12/31	10/26/2004	68,252 92	25,075 43	43,177 49
3,979 00	JERONIMO MARTINS SGPS	EUR5	86/12/31-04/12/31	4/26/2004	41,736 22	52,607 41	(10,871 19)
9,900 00	HUSKY ENERGY INC	COM	86/12/31-04/12/31	6/11/2004	179,103 48	211,015 63	(31,912 15)
4,300 00	KESKO OYJ	NPV SER B	86/12/31-04/12/31	4/16/2004	79,239 21	84,132 19	(4,892 98)
4,500 00	GN STORE NORD	DKK4	86/12/31-04/12/31	1/22/2004	34,109 06	19,904 87	14,204 19
27,500 00	GN STORE NORD	DKK4	86/12/31-04/12/31	10/6/2004	280,089 95	118,843 72	161,246 23
5,570 00	GN STORE NORD	DKK4	86/12/31-04/12/31	12/7/2004	58,695 11	19,814 26	38,880 85
4,700 00	WARTSILA	B EUR3 5	86/12/31-04/12/31	8/3/2004	104,029 90	101,317 64	2,712 26
4 559 00	CONTINENTAL AG	ORD NPV	86/12/31-04/12/31	7/7/2004	214,180 14	169 318 01	44,862 13
8,729 00	CONTINENTAL AG	ORD NPV	86/12/31-04/12/31	7/22/2004	402,212 06	290,198 80	112,013 26
9,460 00	NORSK HYDRO AS	NOK20	86/12/31-04/12/31	8/3/2004	607 020 04	342,660 51	264,359 53
5,140 00	NORSK HYDRO AS	NOK20	86/12/31-04/12/31	8/17/2004	331,506 29	186,181 30	145,324 99
2,120 00	NORSK HYDRO AS	NOK20	86/12/31-04/12/31	12/7/2004	168,849 26	76,790 73	91,858 53
39,400 00	RAS	EUR0 6	86/12/31-04/12/31	1/13/2004	712,978 06	450,469 46	262,508 60
14,700.00	TELENOR AS	ORD NOK6	86/12/31-04/12/31	4/16/2004	101,392 37	61,144 81	40,247 56

THE ROCKEFELLER FOUNDATION
EMPLOYEE ID NO 13-1659629
GAIN AND LOSSES FOR TAX ON INVESTMENT INCOME
FORM 990 PF 2004, PART IV

Shares/Par Value	Security Name	Security Description	Date Bought	Date Sold	Proceeds	Cost	Realized
2,200 00	AVENTIS SA	EUR3 82	86/12/31-04/12/31	2/3/2004	174,154 61	123,012 58	51,142 03
837 00	MERCK KGAA	ORD NPV	86/12/31-04/12/31	12/16/2004	53,181 04	46,541 84	6,639 20
1,945 00	SAP AG	NPV	86/12/31-04/12/31	3/8/2004	316,100 72	281,472 37	34,628 35
1,409 00	SAP AG	NPV	86/12/31-04/12/31	3/17/2004	209,043 19	203,904 66	5,138 53
10,200 00	TIM SPA	EUR0 06	86/12/31-04/12/31	9/21/2004	54,340 92	44,193 86	10,147 06
24,100 00	TIM SPA	EUR0 06	86/12/31-04/12/31	10/6/2004	133,244 69	104,418 83	28,825 86
4,950 00	TOTAL SA	EUR10	86/12/31-04/12/31	8/17/2004	957,360 78	934,838 56	22,522 22
11,000 00	UNION FENOSA	EUR3	86/12/31-04/12/31	4/16/2004	234,571 81	178,717 34	55,854 47
6,700 00	UNION FENOSA	EUR3	86/12/31-04/12/31	5/12/2004	135,314 16	108,855 11	26,459 05
40,300 00	UNION FENOSA	EUR3	86/12/31-04/12/31	5/28/2004	852,764 41	654,755 33	198,009 08
18,800 00	SOC AIR FRANCE	FRF54	86/12/31-04/12/31	8/27/2004	295,472 59	303,147 75	(7,675 16)
27,150 00	AIR FRANCE KLM	EUR8 50	86/12/31-04/12/31	9/10/2004	442,507 75	434,285 47	8,222 28
2,600 00	VOLVO AB	SEK6 SER A	86/12/31-04/12/31	1/13/2004	82,589 53	45,938 07	36,651 46
7,100 00	VOLVO(AB)	SEK6 SER B	86/12/31-04/12/31	2/3/2004	224,126 29	176,718 64	47,407 65
2,200 00	VOLVO(AB)	SEK6 SER B	86/12/31-04/12/31	3/17/2004	69,045 96	54,757 89	14,288 07
1,655 00	E ON AG	NPV	86/12/31-04/12/31	2/3/2004	108,263 18	81,627 51	26,635 67
616 00	E ON AG	NPV	86/12/31-04/12/31	3/8/2004	42,695 22	30,382 20	12,313 02
11,922 00	E ON AG	NPV	86/12/31-04/12/31	4/6/2004	804,332 70	564,570 56	239,762 14
6,075 00	E ON AG	NPV	86/12/31-04/12/31	4/16/2004	415,693 75	277,627 30	138,066 45
3,350 00	FRANCE TELECOM	EUR4	86/12/31-04/12/31	2/19/2004	96,380 07	89,905 19	6,474 88
6,250 00	FRANCE TELECOM	EUR4	86/12/31-04/12/31	7/7/2004	161,084 87	161,167 72	(82 85)
2,441 00	NUTRECO HOLDINGS	EUR0 24	86/12/31-04/12/31	8/3/2004	77,630 11	87,821 37	(10,191 26)
18,300 00	ABN AMRO HLDGS NV	EUR0 56	86/12/31-04/12/31	3/25/2004	400,814 08	320,620 43	80,193 65
19,796 00	ABN AMRO HLDGS NV	EUR0 56	86/12/31-04/12/31	11/12/2004	483,778 32	349,785 81	133,992 51
10,742 00	DEUTSCHE LUFTHANSA	ORD NPV (REGD)(VINK)	86/12/31-04/12/31	7/7/2004	144,511 94	207,484 78	(62,972 84)
21,555 00	DEUTSCHE LUFTHANSA	ORD NPV (REGD)(VINK)	86/12/31-04/12/31	7/22/2004	263,655 62	416,340 96	(152,685 34)
15,040 00	DEUTSCHE LUFTHANSA	ORD NPV (REGD)(VINK)	86/12/31-04/12/31	8/17/2004	171,218 91	281,903 46	(110,684 55)
48,498 00	DEUTSCHE LUFTHANSA	ORD NPV (REGD)(VINK)	86/12/31-04/12/31	8/27/2004	576,808 97	793,827 74	(217,018 77)
6,000 00	DEUTSCHE LUFTHANSA	ORD NPV (REGD)(VINK)	86/12/31-04/12/31	9/9/2004	71,809 50	71,744 46	65 04
4,900 00	OCE NV	EUR0 5	86/12/31-04/12/31	6/11/2004	79,654 68	79,124 67	530 01
1,900 00	MOBISTAR	NPV	86/12/31-04/12/31	10/6/2004	133,163 89	128,138 44	5,025 45
2,200 00	MOBISTAR	NPV	86/12/31-04/12/31	11/4/2004	168,368 20	142,828 98	25,539 22
4,000 00	CNP ASSURANCES	EUR4	86/12/31-04/12/31	1/22/2004	232,674 66	129,718 88	102,955 78
1,250 00	CNP ASSURANCES	EUR4	86/12/31-04/12/31	3/25/2004	68,675 89	40,537 15	28,138 74
1,600 00	CNP ASSURANCES	EUR4	86/12/31-04/12/31	4/6/2004	93,914 47	51,887 55	42,026 92
2,550 00	CNP ASSURANCES	EUR4	86/12/31-04/12/31	4/16/2004	152,229 31	82,695 79	69,533 52
1,650 00	CNP ASSURANCES	EUR4	86/12/31-04/12/31	6/11/2004	93,137 81	51,394 00	41,743 81
3,407 00	MAN AG	ORD NPV	86/12/31-04/12/31	10/6/2004	119,875 18	123,244 75	(3,369 57)
14,400 00	FORTUM OYJ	FIM20	86/12/31-04/12/31	6/11/2004	177,813 16	168,075 56	9,737 60
7,600 00	FORTUM OYJ	FIM20	86/12/31-04/12/31	6/23/2004	95,003 65	88,706 54	6,297 11
9,400 00	FORTUM OYJ	EUR3 40	86/12/31-04/12/31	9/21/2004	132,058 19	130,009 86	2,048 33
3,800 00	FORTUM OYJ	EUR3 40	86/12/31-04/12/31	10/26/2004	58,065 80	52,557 18	5,508 62
3,850 00	CARREFOUR	EUR2 50	86/12/31-04/12/31	11/4/2004	171,372 30	195,025 40	(23,653 10)
2,100 00	CARREFOUR	EUR2 50	86/12/31-04/12/31	12/7/2004	102,065 78	106,377 49	(4,311 71)
21,700 00	REPSOL YPF SA	EUR1	86/12/31-04/12/31	11/24/2004	513,476 41	388,367 07	125,109 34
41,400 00	REPSOL YPF SA	EUR1	86/12/31-04/12/31	12/7/2004	1,012,431 18	607,264 55	405,166 63
550 00	SANOFI AVENTIS	EUR2	86/12/31-04/12/31	11/24/2004	41,668 47	39,130 17	2,538 30
3,400 00	SANOFI AVENTIS	EUR2	86/12/31-04/12/31	12/17/2004	262,336 83	236,155 42	26,181 41
3,693 00	MOBILCOM AG	ORD NPV	86/12/31-04/12/31	10/6/2004	56,074 45	75,836 99	(19,762 54)
4,494 00	MOBILCOM AG	ORD NPV	86/12/31-04/12/31	11/4/2004	76,313 63	91,833 36	(15,519 73)
2,101 00	MOBILCOM AG	ORD NPV	86/12/31-04/12/31	11/5/2004	36,618 01	42,913 68	(6,295 67)
237 00	GEBERIT	CHF1(REGD)	86/12/31-04/12/31	3/17/2004	120,178 28	128,338 40	(8,160 12)
103 00	GEBERIT	CHF1(REGD)	86/12/31-04/12/31	3/25/2004	54,578 91	55,775 76	(1,196 85)
610 00	GEBERIT	CHF1(REGD)	86/12/31-04/12/31	11/24/2004	434,991 39	451,300 13	(16,308 74)
470 00	GEBERIT	CHF1(REGD)	86/12/31-04/12/31	12/7/2004	340,305 36	312,827 62	27,477 74
4,950 00	ELISA CORPORATION	SER A EUR0 5	86/12/31-04/12/31	4/26/2004	80,150 44	85,214 46	(5,064 02)
6,194 00	ELISA CORPORATION	SER A EUR0 5	86/12/31-04/12/31	7/22/2004	76,954 90	91,490 02	(14,535 12)
23,106 00	ELISA CORPORATION	SER A EUR0 5	86/12/31-04/12/31	7/28/2004	288,893 93	243,161 60	45,732 33
4,600 00	PERLOS CORP	EUR 0 6	86/12/31-04/12/31	3/17/2004	47,066 08	32,037 96	15,028 12
12,800 00	BCO SANT CENT HISP	EURO 50(REGD)	86/12/31-04/12/31	9/21/2004	124,818 91	104,274 51	20,544 40
27,300 00	TELEFONICA SA	EUR 1	86/12/31-04/12/31	8/3/2004	393,307 38	304,481 49	88,825 89
-	TELEFONICA SA	EUR 1	86/12/31-04/12/31	11/12/2004	13,139 41	11,143 49	1,995 92
34,000 00	TELEFONICA SA	EUR 1	86/12/31-04/12/31	12/7/2004	628,059 77	491,405 37	136,654 40
3,197 00	EPCOS	ORD NPV	86/12/31-04/12/31	12/7/2004	51,810 22	65,015 44	(13,205 22)
8,300 00	KLM	EUR2	86/12/31-04/12/31	4/29/2004	167,976 57	84,170 59	83,805 98
2,800 00	TOPDANMARK AS	DKK10(REGD)	86/12/31-04/12/31	2/3/2004	157,996 09	105,269 78	52,726 31
1,426 00	COLRUYT SA	NPV(POST SPLIT)	86/12/31-04/12/31	3/25/2004	156,306 27	158,039 60	(1,733 33)
1,574 00	COLRUYT SA	NPV(POST SPLIT)	86/12/31-04/12/31	10/6/2004	216,048 12	187,923 33	28,124 79
1,700 00	PT MULTIMEDIA SGPS	EUR0 5(REGD)	86/12/31-04/12/31	11/4/2004	40,535 51	38,464 69	2,070 82
2,200 00	PT MULTIMEDIA SGPS	EUR0 5(REGD)	86/12/31-04/12/31	11/24/2004	51,704 23	49,777 84	1,926 39
7,300 00	PORTUGAL TCOM SGPS	EUR1(REGD)	86/12/31-04/12/31	11/12/2004	84,877 76	70,009 91	14,867 85
3,762 00	FREENET DE AG	NPV	86/12/31-04/12/31	9/21/2004	60,015 55	114,245 58	(54,230 03)
7,952 00	DEUTSCHE TELEKOM	NPV(REGD)	86/12/31-04/12/31	3/25/2004	141,998 23	119,057 47	22,940 76
15,706 00	DEUTSCHE TELEKOM	NPV(REGD)	86/12/31-04/12/31	4/29/2004	276,357 99	231,770 59	44,587 40
11,992 00	DEUTSCHE TELEKOM	NPV(REGD)	86/12/31-04/12/31	5/12/2004	191,558 64	176,963 76	14,594 88
32,350 00	NOKIA (AB) OY	EUR0 06	86/12/31-04/12/31	4/16/2004	525,805 91	672,267 92	(146,462 01)
2,800 00	AXFOOD AB	SEK5	86/12/31-04/12/31	5/12/2004	65,311 04	62,583 20	2,727 84
683 00	AXFOOD AB	SEK5	86/12/31-04/12/31	7/7/2004	17,773 98	15,027 70	2,746 28
4,717 00	AXFOOD AB	SEK5	86/12/31-04/12/31	12/7/2004	151,489 83	103,785 77	47,704 06
5,900 00	AEGON NV	EUR0 12	86/12/31-04/12/31	11/24/2004	74,368 57	66,103 17	8,265 40
28,700 00	AEGON NV	EUR0 12	86/12/31-04/12/31	12/7/2004	378,147 23	306,425 30	71,721 93
11,000 00	KON KPN NV	EUR0 24	86/12/31-04/12/31	1/13/2004	89,016 53	72,087 19	16,929 34
1,600 00	STMICROELECTRONICS	EUR1 04	86/12/31-04/12/31	3/8/2004	41,886 87	43,666 62	(1,779 75)
3,550 00	ALCATEL	EUR2	86/12/31-04/12/31	1/13/2004	58,904 70	46,167 76	12,736 94
840 00	ZURICH FIN SVS GRP	CHF9	86/12/31-04/12/31	1/22/2004	125,908 98	117,755 40	8,153 56

THE ROCKEFELLER FOUNDATION
EMPLOYEE ID NO 13-1659629
GAIN AND LOSSES FOR TAX ON INVESTMENT INCOME
FORM 990 PF 2004, PART IV

Shares/Par Value	Security Name	Security Description	Date Bought	Date Sold	Proceeds	Cost	Realized
420 00	ZURICH FIN SVS GRP	CHF9	86/12/31-04/12/31	2/19/2004	67 414 65	58,877 70	8,536 95
-	ZURICH FIN SVS GRP	CHF6 50	86/12/31-04/12/31	7/1/2004	17,910 69	17,014 48	896 21
3,470 00	ZURICH FIN SVS GRP	CHF6 50	86/12/31-04/12/31	12/7/2004	548,555 46	452 340 74	96,214 72
13,700 00	AISIN SEIKI CO	JPY50	86/12/31-04/12/31	3/17/2004	245,940 67	234,331 20	11 609 47
5,700 00	AISIN SEIKI CO	JPY50	86/12/31-04/12/31	6/11/2004	112,149 00	97,495 47	14,653 53
8,900 00	AISIN SEIKI CO	JPY50	86/12/31-04/12/31	10/14/2004	205,934 13	151,784 49	54,149 64
12,300 00	AISIN SEIKI CO	JPY50	86/12/31-04/12/31	10/26/2004	271,833 23	209,219 67	62,613 56
643,200 00	AYALA LAND INC	PHP1	86/12/31-04/12/31	9/9/2004	70,488 17	70,529 78	(41 61)
1,722,000 00	AYALA LAND INC	PHP1	86/12/31-04/12/31	9/21/2004	187,731 42	159,623 39	28,108 03
200 00	AYALA LAND INC	PHP1	86/12/31-04/12/31	10/26/2004	24 35	17 54	6 81
59,000 00	CHINA MOBILE (HK)	HKD0 10	86/12/31-04/12/31	7/7/2004	177 276 33	173,198 78	4,077 55
33,400 00	WESTPAC BKG CORP	NPV	86/12/31-04/12/31	6/11/2004	391,977 79	383,815 94	8,161 85
68,000 00	TELSTRA CORP	NPV	86/12/31-04/12/31	1/22/2004	261,079 07	242,207 46	18,871 61
1,400 00	BENESSE CORP	JPY50	86/12/31-04/12/31	1/13/2004	34,612 91	19,404 63	15,208 28
4,000 00	BENESSE CORP	JPY50	86/12/31-04/12/31	1/22/2004	93,054 00	54,235 85	38,818 15
2,200 00	GOLDCREST CO	JPY 50	86/12/31-04/12/31	9/21/2004	135,363 16	148,398 07	(13,034 91)
370 00	GOLDCREST CO	JPY 50	86/12/31-04/12/31	10/6/2004	23,995 30	24,777 81	(782 51)
7,300 00	ARUZE CORP	NPV	86/12/31-04/12/31	3/8/2004	148,148 57	197,241 30	(49,092 73)
7,800 00	ARUZE CORP	NPV	86/12/31-04/12/31	3/17/2004	153,813 01	182,412 81	(28,599 80)
5,600 00	ARUZE CORP	NPV	86/12/31-04/12/31	4/6/2004	133,209 71	110,219 63	22,990 08
501 00	NTT DOCOMO	NPV	86/12/31-04/12/31	11/24/2004	855,325 37	924,519 56	(69,194 19)
98 00	NTT DOCOMO	NPV	86/12/31-04/12/31	12/7/2004	174,599 54	174,872 98	(273 44)
166 00	NTT DOCOMO	NPV	86/12/31-04/12/31	12/16/2004	294,067 65	288,884 49	5,183 16
5,000 00	BROTHER INDUSTRIES	JPY50	86/12/31-04/12/31	6/23/2004	47,673 12	47,936 13	(263 01)
32,000 00	BROTHER INDUSTRIES	JPY50	86/12/31-04/12/31	8/27/2004	274,675 29	304,848 84	(30,173 55)
36,000 00	BROTHER INDUSTRIES	JPY50	86/12/31-04/12/31	12/16/2004	295,545 39	333,976 07	(38,430 68)
12,500 00	CALTEX AUSTRALIA	NPV	86/12/31-04/12/31	4/16/2004	70,194 26	25,320 29	44,873 97
17,400 00	CALTEX AUSTRALIA	NPV	86/12/31-04/12/31	7/7/2004	113,112 38	34,843 40	78,268 98
19,400 00	CANON INC	JPY50	86/12/31-04/12/31	10/8/2004	944,428 14	1,012,326 12	(67,897 98)
33 00	BRILLIANCE CHINA	USD0 01	86/12/31-04/12/31	3/8/2004	15 77	6 25	9 52
50 00	SAMMY CORP ORD SHS	JPY50	86/12/31-04/12/31	3/10/2004	1 640 01	1,114 97	525 04
5,000 00	SAMMY CORP ORD SHS	JPY50	86/12/31-04/12/31	3/17/2004	174 568 19	111 496 70	63 071 49
4,400 00	SAMMY CORP ORD SHS	JPY50	86/12/31-04/12/31	4/26/2004	182,417 92	166,100 98	16,316 94
6,700 00	SAMMY CORP ORD SHS	JPY50	86/12/31-04/12/31	6/11/2004	367,240 94	204,480 14	162 760 80
3,800 00	SAMMY CORP ORD SHS	JPY50	86/12/31-04/12/31	6/23/2004	175,760 31	84,028 34	91,731 97
11,300 00	SAMMY CORP ORD SHS	JPY50	86/12/31-04/12/31	9/9/2004	569,160 53	567,706 78	1,453 75
7,800 00	SAMMY CORP ORD SHS	JPY50	86/12/31-04/12/31	9/21/2004	379,106 01	385 537 91	(6 431 90)
25,000 00	CITIZEN WATCH CO	JPY50	86/12/31-04/12/31	2/19/2004	210,884 08	219,604 90	(8 720 82)
14,000 00	CITIZEN WATCH CO	JPY50	86/12/31-04/12/31	4/26/2004	148,448 63	122,978 75	25,469 88
17,500 00	CITIZEN WATCH CO	JPY50	86/12/31-04/12/31	10/6/2004	177,541 69	176,561 27	980 42
11,500 00	CITIZEN WATCH CO	JPY50	86/12/31-04/12/31	10/26/2004	108,101 34	101,018 25	7,083 09
190,560 00	1ST PHILIPPINE	PHP10	86/12/31-04/12/31	1/13/2004	79,147 84	92,854 32	(13,706 48)
48,100 00	ORIGIN ENERGY	NPV	86/12/31-04/12/31	8/17/2004	203,893 81	196,228 79	7,665 02
3,600 00	CMNWLTH BK OF AUST	NPV	86/12/31-04/12/31	5/12/2004	78,072 63	83,839 38	(5,766 75)
19,900 00	CMNWLTH BK OF AUST	NPV	86/12/31-04/12/31	7/22/2004	441,829 18	463,445 46	(21,616 28)
73,200 00	BORAL LIMITED NEW	NPV	86/12/31-04/12/31	1/22/2004	305,037 00	220,621 58	84,415 42
74,600 00	BORAL LIMITED NEW	NPV	86/12/31-04/12/31	1/27/2004	317,176 70	109,456 46	207,720 24
80,700 00	BORAL LIMITED NEW	NPV	86/12/31-04/12/31	2/3/2004	344,181 81	118,406 66	225,775 15
89,400 00	BORAL LIMITED NEW	NPV	86/12/31-04/12/31	11/24/2004	489,394 29	189,152 84	300,241 45
12,700 00	BORAL LIMITED NEW	NPV	86/12/31-04/12/31	12/7/2004	67,851 59	18,634 01	49,217 58
10,100 00	COMMERCIAL INTL BK	EGP10	86/12/31-04/12/31	3/17/2004	40,460 43	29,941 59	10,518 84
18,700 00	COMMERCIAL INTL BK	EGP10	86/12/31-04/12/31	7/22/2004	74,269 54	54,248 71	20,020 83
7 00	KDDI CORP	JPY5000	86/12/31-04/12/31	2/3/2004	40,594 76	40,208 98	385 78
15,000 00	DAIMARU INC	JPY50	86/12/31-04/12/31	10/26/2004	108,441 89	114,974 32	(6,532 43)
24,000 00	DAI NIPPON PRINTNG	JPY50	86/12/31-04/12/31	4/26/2004	373,103 92	375,590 81	(2,486 89)
28 000 00	DAI NIPPON PRINTNG	JPY50	86/12/31-04/12/31	9/9/2004	404 379 34	428,830 95	(24,451 61)
28,000 00	DAI NIPPON PRINTNG	JPY50	86/12/31-04/12/31	9/21/2004	383,147 46	408,538 29	(25,390 83)
9,000 00	DAI NIPPON PRINTNG	JPY50	86/12/31-04/12/31	10/6/2004	124,844 53	130,641 45	(5,796 92)
58,000 00	AIOI INSURANCE COMPANY LTD	JPY50	86/12/31-04/12/31	3/8/2004	248,957 76	198,363 69	50,594 07
37,000 00	AIOI INSURANCE COMPANY LTD	JPY50	86/12/31-04/12/31	3/17/2004	168,433 13	126,542 35	41,890 78
42,900 00	ARISTOCRAT LEISURE	NPV(POST RECONSTRUCTION)	86/12/31-04/12/31	12/7/2004	292 739 93	193 440 88	99,299 05
18,000 00	BOSCH AUTOMOTIVES	JPY50	86/12/31-04/12/31	8/17/2004	89,929 04	87,465 29	2,463 75
20,000 00	BOSCH AUTOMOTIVES	JPY50	86/12/31-04/12/31	10/26/2004	98,246 13	97,183 66	1,062 47
72,700 00	INSURANCE AUST GRP	NPV	86/12/31-04/12/31	3/17/2004	248 743 72	249,253 64	(509 92)
26,100 00	INSURANCE AUST GRP	NPV	86/12/31-04/12/31	10/26/2004	101,003 71	89,484 45	11,519 26
97,400 00	INSURANCE AUST GRP	NPV	86/12/31-04/12/31	12/16/2004	460,352 78	318,938 74	141 414 04
4,100 00	GLOBE TELECOM IN	PHP50	86/12/31-04/12/31	11/4/2004	74,896 14	37,196 85	37,699 29
1,284,000 00	CHINA PETROLIUM + CHEMICAL	H SHS	86/12/31-04/12/31	1/13/2004	512,452 73	314,233 28	198,219 45
1,446,385 00	CHINA PETROLIUM + CHEMICAL	H SHS	86/12/31-04/12/31	1/26/2004	618,527 47	279,332 48	339,194 99
804,300 00	CHINA PETROLIUM + CHEMICAL	H SHS	86/12/31-04/12/31	3/8/2004	340,016 14	154,315 78	185,700 36
228,700 00	CHINA PETROLIUM + CHEMICAL	H SHS	86/12/31-04/12/31	5/12/2004	79,038 59	43,760 47	35,278 12
536,000 00	CHINA PETROLIUM + CHEMICAL	H SHS	86/12/31-04/12/31	7/7/2004	203,599 10	86,256 42	117,342 68
261,100.00	CHINA PETROLIUM + CHEMICAL	H SHS	86/12/31-04/12/31	7/22/2004	102,924 91	39,957 27	62,967 64
73 00	EAST JAPAN RAILWAY	JPY50000	86/12/31-04/12/31	9/21/2004	389,059 77	395,964 24	(6,904 47)
3,200 00	FAMILYMART CO	JPY50	86/12/31-04/12/31	10/6/2004	87,231 88	90,587 71	(3,355 83)
11 00	NIPPON UNIPAC HOLD	JPY50000	86/12/31-04/12/31	2/19/2004	52,323 71	54,775 61	(2,451 90)
13 00	MITSUBISHI TOKYO FIN	JPY50000	86/12/31-04/12/31	9/21/2004	111,643 87	117,149 87	(5,506 00)
46 00	MITSUBISHI TOKYO FINANCIAL GRO	JPY50000	86/12/31-04/12/31	11/4/2004	402,189 05	401,969 24	219 81
41 00	UFJ HLDGS	JPY50000	86/12/31-04/12/31	8/3/2004	161,435 78	190,641 19	(29,205 41)
5,700 00	FUJI PHOTO FILM CO	JPY50	86/12/31-04/12/31	11/24/2004	199,363 94	193,382 38	5,981 56
26,000 00	GUOCO GROUP	USD0 50	86/12/31-04/12/31	10/26/2004	215,402 92	196,093 88	19,309 04
17 000 00	HACHIJUNI BANK	JPY50	86/12/31-04/12/31	2/3/2004	90,847 25	83,969 70	6,877 55
13,000 00	HITACHI	JPY50	86/12/31-04/12/31	3/17/2004	90,719 64	77,603 20	13,116 44
12,000 00	HITACHI	JPY50	86/12/31-04/12/31	4/16/2004	88,099 36	71,633 73	16,465 63
311,000 00	HITACHI	JPY50	86/12/31-04/12/31	7/22/2004	1,957,029 53	1,851 190 62	105,838 91

THE ROCKEFELLER FOUNDATION
EMPLOYEE ID NO 13-1659629
GAIN AND LOSSES FOR TAX ON INVESTMENT INCOME
FORM 990 PF 2004, PART IV

Shares/Par Value	Security Name	Security Description	Date Bought	Date Sold	Proceeds	Cost	Realized
16,100 00	HITACHI CHEMICAL	JPY50	86/12/31-04/12/31	4/6/2004	283,007 80	262,656 05	20,351 75
9 100 00	HONDA MOTOR CO	JPY50	86/12/31-04/12/31	5/12/2004	372,028 14	397,699 30	(25,671 16)
400 00	HUB POWER CO	PKR10	86/12/31-04/12/31	3/8/2004	259 17	248 18	10 99
18,000 00	ITOHAM FOODS INC	JPY50	86/12/31-04/12/31	8/17/2004	83,858 93	72,254 29	11,604 64
3,000 00	ITO YOKADO CO	JPY50	86/12/31-04/12/31	5/28/2004	122,584 84	133,298 53	(10,713 69)
6,000 00	ITO YOKADO CO	JPY50	86/12/31-04/12/31	6/11/2004	255,606 86	266,597 06	(10,990 20)
5,000 00	ITO YOKADO CO	JPY50	86/12/31-04/12/31	8/27/2004	186,069 13	222,164 21	(36,095 08)
9,000 00	IZUMIYA CO	JPY50	86/12/31-04/12/31	3/25/2004	61,776 33	81,842 08	(20,065 75)
9,000 00	IZUMIYA CO	JPY50	86/12/31-04/12/31	4/6/2004	63,908 10	81,842 08	(17,933 98)
14,000 00	IZUMIYA CO	JPY50	86/12/31-04/12/31	4/16/2004	103,982 04	127,309 91	(23,327 87)
6,000 00	JAPAN RADIO CO	JPY50	86/12/31-04/12/31	1/22/2004	31,273 65	20,024 90	11,248 75
24,000 00	JOYO BANK	JPY50	86/12/31-04/12/31	8/3/2004	98,290 15	97,967 17	322 98
3,000 00	KAO CORP	JPY50	86/12/31-04/12/31	1/13/2004	61,812 29	62,974 83	(1,162 54)
44,000 00	KAWASAKI HEAVY IND	JPY50	86/12/31-04/12/31	8/27/2004	65,119 47	68,552 25	(3,432 78)
7,000 00	KAWASAKI KISEN	JPY50	86/12/31-04/12/31	10/14/2004	47,435 49	47,658 93	(223 44)
6,000 00	KAWASAKI KISEN	JPY50	86/12/31-04/12/31	11/4/2004	39,822 72	40,850 51	(1,027 79)
6,000 00	KIRIN BREWERY CO	JPY50	86/12/31-04/12/31	3/25/2004	60,918 47	56,123 08	4,795 39
36,000 00	KIRIN BREWERY CO	JPY50	86/12/31-04/12/31	4/26/2004	362,825 67	336,738 46	26,087 21
170,000 00	KOMATSU	JPY50	86/12/31-04/12/31	7/22/2004	992,461 52	1,015,134 23	(22,672 71)
54,000 00	KOMATSU	JPY50	86/12/31-04/12/31	8/3/2004	311,310 32	300,304 70	11,005 62
2,200 00	KYOCERA CORP	JPY50	86/12/31-04/12/31	5/12/2004	166,584 13	171,388 88	(4,804 75)
4,400 00	KYUSHU ELEC POWER	JPY500	86/12/31-04/12/31	10/6/2004	82,840 13	84,666 02	(1,825 89)
12,200 00	KYUSHU ELEC POWER	JPY500	86/12/31-04/12/31	12/16/2004	242,136 75	233,917 60	8,219 15
17 00	DAIDO LIFE INSURANCE	NPV	86/12/31-04/12/31	3/25/2004	62,983 02	45,285 92	17,697 10
28,874 00	LEND LEASE CORP	NPV	86/12/31-04/12/31	8/17/2004	221,270 36	227,896 58	(6,626 22)
30,126 00	LEND LEASE CORP	NPV	86/12/31-04/12/31	10/14/2004	255,789 70	237,778 37	18,011 33
54 00	MILLEA HOLDINGS INC	NPV	86/12/31-04/12/31	3/8/2004	735,973 21	690,619 30	45,353 91
22 00	MILLEA HOLDINGS INC	NPV	86/12/31-04/12/31	6/11/2004	322,507 55	288,752 43	35,755 12
89 00	MILLEA HOLDINGS INC	NPV	86/12/31-04/12/31	6/23/2004	1,262,825 65	1,105,948 29	156,877 36
77,000 00	WANT WANT HOLDINGS	USD0 10	86/12/31-04/12/31	5/28/2004	76,753 76	99,469 32	(22,715 56)
70,000 00	WANT WANT HOLDINGS	USD0 10	86/12/31-04/12/31	6/23/2004	69,678 26	88,826 32	(19,148 06)
67,000 00	BLUESCOPE STEEL LTD	NPV	86/12/31-04/12/31	11/24/2004	430,183 99	299,727 37	130,456 62
8,500 00	NEXFOR INC	COM	86/12/31-04/12/31	2/3/2004	73,357 96	57,252 51	16,105 45
12,000 00	NEXEN INC	COM	86/12/31-04/12/31	1/22/2004	450,734 18	339,384 76	111,349 42
39 00	SUMITOMO MITSUI GR	NPV	86/12/31-04/12/31	1/13/2004	198,769 38	154,535 10	44,234 28
89 00	SUMITOMO MITSUI GR	NPV	86/12/31-04/12/31	1/22/2004	478,574 58	352,657 02	125,917 56
12 00	SUMITOMO MITSUI GR	NPV	86/12/31-04/12/31	2/19/2004	66,174 66	47,549 26	18,625 40
415 00	EACCESS LTD	NPV	86/12/31-04/12/31	11/24/2004	432,579 30	395,690 60	36,888 70
117,000 00	MARUBENI CORP	JPY50	86/12/31-04/12/31	3/17/2004	301,379 87	218,193 43	83,186 44
66,000 00	MATSUSHITA ELC IND	JPY50	86/12/31-04/12/31	2/19/2004	945,390 06	889,946 55	55,443 51
16,000 00	MATSUSHITA ELC WKS	JPY50	86/12/31-04/12/31	5/28/2004	135,409 99	144,324 19	(8,914 20)
20,000 00	MATSUSHITA ELC WKS	JPY50	86/12/31-04/12/31	6/11/2004	173,963 38	180,405 24	(6,441 86)
29,000 00	MATSUSHITA ELC WKS	JPY50	86/12/31-04/12/31	6/23/2004	262,307 96	261,587 61	720 35
19,500 00	YUE YUEN INDL HLDG	HKD0 25	86/12/31-04/12/31	3/8/2004	60,452 96	56,060 55	4,392 41
28,100 00	TELKOM GROUP LTD	ZAR10	86/12/31-04/12/31	8/3/2004	354,981 99	363,800 87	(8,818 88)
24,700 00	TELKOM GROUP LTD	ZAR10	86/12/31-04/12/31	8/17/2004	291,342 05	319,782 26	(28,440 21)
35,100 00	TELKOM GROUP LTD	ZAR10	86/12/31-04/12/31	10/14/2004	414,246 12	443,404 42	(29,158 30)
10,124 00	TELKOM GROUP LTD	ZAR10	86/12/31-04/12/31	10/26/2004	133,846 06	115,785 49	18,060 57
30 000 00	MITSUBISHI ELEC CP	JPY50	86/12/31-04/12/31	3/8/2004	150,472 70	120,144 59	30,328 11
28,000 00	MITSUBISHI ELEC CP	JPY50	86/12/31-04/12/31	7/22/2004	126,627 71	124,613 00	2,014 71
33,000 00	MITSUBISHI ELEC CP	JPY50	86/12/31-04/12/31	12/7/2004	156,838 07	132,159 05	24,679 02
17,000 00	MITSUI MINING + SM	JPY50	86/12/31-04/12/31	9/21/2004	68,261 58	73,698 85	(5,437 27)
14,000 00	LEOPALACE21	JPY50	86/12/31-04/12/31	8/27/2004	265,165 03	138,096 31	127,068 72
114,600 00	RINKER GROUP	NPV	86/12/31-04/12/31	1/22/2004	585,331 45	395,779 64	189,551 81
17,300 00	PROMINA GROUP	NPV	86/12/31-04/12/31	4/26/2004	48,298 50	42,865 31	5,433 19
39,400 00	PROMINA GROUP	NPV	86/12/31-04/12/31	12/7/2004	150,365 13	97,094 93	53,270 20
7,900 00	SEIKO EPSON CORP	NPV	86/12/31-04/12/31	2/19/2004	284,879 13	304,189 72	(19,310 59)
115,159 00	NEPTUNE ORIENT LNS	SGD1	86/12/31-04/12/31	9/6/2004	190,380 58	140,557 35	49,823 23
1,151 00	NEPTUNE ORIENT LNS	SGD1	86/12/31-04/12/31	9/7/2004	1,908 77	1,347 15	561 62
27,690 00	NEPTUNE ORIENT LNS	SGD1	86/12/31-04/12/31	9/8/2004	45,783 96	32,408 85	13,375 11
33,000 00	NIPPON SODA CO	JPY50	86/12/31-04/12/31	1/13/2004	86,461 02	75,306 92	11,154 10
30 00	NIPPON TEL+TEL CP	JPY50000	86/12/31-04/12/31	3/25/2004	161,204 85	145,617 00	15,587 85
91 00	NIPPON TEL+TEL CP	JPY50000	86/12/31-04/12/31	5/12/2004	416,559 21	441,704 88	(25,145 67)
45 00	NIPPON TEL+TEL CP	JPY50000	86/12/31-04/12/31	9/21/2004	178,486 70	212,490 73	(34,004 03)
22,000 00	NISSAN SHATAI CO	JPY50	86/12/31-04/12/31	4/16/2004	136,247 04	123,561 60	12,685 44
23,000 00	NIPPONKOA INSURAN	JPY50	86/12/31-04/12/31	2/19/2004	136,457 55	105,983 54	30,474 01
74,000 00	NIPPONKOA INSURAN	JPY50	86/12/31-04/12/31	7/7/2004	460,478 70	496,598 29	(36,119 59)
64,000 00	NIPPONKOA INSURAN	JPY50	86/12/31-04/12/31	7/22/2004	405,837 97	428,010 33	(22,372 36)
33,000 00	NIPPON SHINPAN CO	JPY50	86/12/31-04/12/31	2/3/2004	95,040 50	66,166 01	28,874 49
61,000 00	NIPPON SHINPAN CO	JPY50	86/12/31-04/12/31	2/19/2004	201,966 67	97,729 52	104,237 15
13 000 00	NIPPON YUSEN KK	JPY50	86/12/31-04/12/31	8/3/2004	61,629 75	58,604 15	3,025 60
81,800 00	OIL SEARCH LTD	PGK0 10	86/12/31-04/12/31	4/26/2004	75,666 45	38,121 57	37,544 88
31,807 00	OIL SEARCH LTD	PGK0 10	86/12/31-04/12/31	5/12/2004	26,017 08	14,823 14	11,193 94
173,893 00	OIL SEARCH LTD	PGK0 10	86/12/31-04/12/31	7/22/2004	158,122 54	81,040 02	77,082 52
22,000 00	OLYMPUS CORP	NPV	86/12/31-04/12/31	2/19/2004	427,895 23	427,592 13	303 10
13,000 00	OLYMPUS CORP	NPV	86/12/31-04/12/31	3/8/2004	266,845 49	252,668 08	14,177 41
30,000 00	ORIENT O/SEAS INTL	USD0 10	86/12/31-04/12/31	5/12/2004	78,281 35	59,406 14	18,875 21
33,000 00	ORIENT O/SEAS INTL	USD0 10	86/12/31-04/12/31	5/28/2004	97,087 04	65,255 27	31,831 77
24,000 00	ORIENT O/SEAS INTL	USD0 10	86/12/31-04/12/31	7/22/2004	69,384 28	46,756 56	22,627 72
40,586 00	ORIENT O/SEAS INTL	USD0 10	86/12/31-04/12/31	8/3/2004	117,119 34	78,783 67	38,335 67
4,000 00	OMRON CORP	JPY50	86/12/31-04/12/31	1/13/2004	84,484 04	84,608 37	(124 33)
6,300 00	OMRON CORP	JPY50	86/12/31-04/12/31	11/4/2004	146,247 98	141,942 54	4,305 44
45,000 00	ORIENT CORP	JPY50	86/12/31-04/12/31	8/27/2004	121,504 85	106,214 70	15,290 15
19,000 00	ORIENT CORP	JPY50	86/12/31-04/12/31	9/9/2004	51,459 19	42,358 74	9,100 45
2,300 00	PARK 24 CO	JPY50	86/12/31-04/12/31	9/9/2004	75,640 60	88,049 03	(12,408 43)

THE ROCKEFELLER FOUNDATION
EMPLOYEE ID NO 13-1659629
GAIN AND LOSSES FOR TAX ON INVESTMENT INCOME
FORM 990 PF 2004, PART IV

Shares/Par Value	Security Name	Security Description	Date Bought	Date Sold	Proceeds	Cost	Realized
2,000 00	PHILIPPINE LNG DIS	PHP5	86/12/31-04/12/31	9/9/2004	49,045 45	42,501 38	6,544 07
4,200 00	PHILIPPINE LNG DIS	PHP5	86/12/31-04/12/31	10/6/2004	110,693 81	84,131 67	26,562 14
6,300 00	PHILIPPINE LNG DIS	PHP5	86/12/31-04/12/31	11/4/2004	156,944 70	113,066 07	43,878 63
15,800 00	PIONEER CORP	JPY50	86/12/31-04/12/31	4/6/2004	473,156 18	446,596 48	26,559 70
9 500 00	PIONEER CORP	JPY50	86/12/31-04/12/31	4/16/2004	271,414 66	268,523 20	2,891 46
119,600 00	QANTAS AIRWAYS	NPV	86/12/31-04/12/31	11/24/2004	330 264 15	300,220 61	30,043 54
52,500 00	QBE INS GROUP	NPV	86/12/31-04/12/31	1/22/2004	428,183 05	351,337 65	76,845 40
20,700 00	QBE INS GROUP	NPV	86/12/31-04/12/31	2/3/2004	160,053 19	105,111 55	54,941 64
6,000 00	RICOH CO	JPY50	86/12/31-04/12/31	4/26/2004	128,133 25	125,313 17	2,820 08
3,000 00	RIKEN VITAMIN CO	JPY50	86/12/31-04/12/31	2/19/2004	47,964 96	47,048 43	916 53
2,000 00	RIKEN VITAMIN CO	JPY50	86/12/31-04/12/31	5/12/2004	33,907 00	31,365 62	2,541 38
5,000 00	T+D HOLDINGS INC	NPV	86/12/31-04/12/31	4/9/2004	224,368 86	133,193 87	91,174 99
2,000 00	T+D HOLDINGS INC	NPV	86/12/31-04/12/31	4/16/2004	80,417 23	53,277 55	27,139 68
700 00	T+D HOLDINGS INC	NPV	86/12/31-04/12/31	5/28/2004	28,641 36	18,647 14	9,994 22
2,900 00	SANKYO CO	JPY50	86/12/31-04/12/31	1/13/2004	56,037 41	49,396 67	6 640 74
38,746 00	SANKYO CO	JPY50	86/12/31-04/12/31	7/22/2004	839,306 36	755 100 56	84,205 80
2,600 00	SANKYO CO	JPY50	86/12/31-04/12/31	8/17/2004	54,383 42	44,286 67	10,096 75
3,300 00	SANKYO CO	JPY50	86/12/31-04/12/31	8/27/2004	70,450 14	56,210 01	14,240 13
12,554 00	SANKYO CO	JPY50	86/12/31-04/12/31	12/7/2004	253,334 97	259,763 90	(6,428 93)
11,000 00	SEINO TRANSPORTN	JPY50	86/12/31-04/12/31	5/12/2004	97,533 47	106,953 02	(9,419 55)
23,000 00	SEINO TRANSPORTN	JPY50	86/12/31-04/12/31	5/28/2004	218,477 94	188,148 60	30,329 34
4,400 00	SHINKO ELEC INDS	JPY50	86/12/31-04/12/31	11/4/2004	122,666 67	135,809 36	(13,142 69)
57,000 00	SHIZUOKA BANK	JPY50	86/12/31-04/12/31	7/7/2004	465,849 66	513,366 94	(47,517 28)
12,400 00	SONIC HEALTHCARE LTD	NPV	86/12/31-04/12/31	5/28/2004	79,108 27	73,374 79	5,733 48
4,600 00	SONY CORP	JPY50	86/12/31-04/12/31	4/6/2004	197,288 54	192,237 37	5,051 17
11,300 00	SONY CORP	JPY50	86/12/31-04/12/31	4/16/2004	454,803 92	472,235 28	(17,431 36)
149,000 00	SMARTONE TELECOM	HKD0 10	86/12/31-04/12/31	10/6/2004	160,470 27	169 257 39	(8,787 12)
26,000 00	MITSUI SUMITOMO INSURANCE CO	JPY50	86/12/31-04/12/31	1/27/2004	214,173 13	213,319 72	853 41
86,000 00	MITSUI SUMITOMO INSURANCE CO	JPY50	86/12/31-04/12/31	2/3/2004	717,784 32	705,596 00	12,188 32
8,700 00	TAKEDA PHARMACEUTICAL CO LTD	JPY50	86/12/31-04/12/31	11/4/2004	429,941 70	390,670 24	39,271 46
3,710 00	TAKEFUJI CORP	JPY50	86/12/31-04/12/31	7/22/2004	274,564 29	259,705 27	14,859 02
950 00	TAKEFUJI CORP	JPY50	86/12/31-04/12/31	9/21/2004	62,211 97	66,501 35	(4,289 38)
1,110 00	TAKEFUJI CORP	JPY50	86/12/31-04/12/31	12/16/2004	70,869 51	77,701 58	(6,832 07)
91,613 00	TELECOM CORP OF NZ	NPV (NZ LISTING)	86/12/31-04/12/31	3/25/2004	343,151 95	280,297 92	62,854 03
37,874 00	TELECOM CORP OF NZ	NPV (NZ LISTING)	86/12/31-04/12/31	4/16/2004	138,348 47	112,851 48	25,494 99
109,967 00	TELECOM CORP OF NZ	NPV (NZ LISTING)	86/12/31-04/12/31	4/26/2004	392,468 97	324,946 44	67,522 53
48,647 00	TELECOM CORP OF NZ	NPV (NZ LISTING)	86/12/31-04/12/31	5/12/2004	165,003 38	143,486 28	21,517 10
222,922 00	TELECOM CORP OF NZ	NPV (NZ LISTING)	86/12/31-04/12/31	5/28/2004	782 497 26	647,592 49	134,904 77
2,100 00	TERUMO CORP	JPY50	86/12/31-04/12/31	4/6/2004	45,330 84	44,293 03	1,037 81
9,500 00	TIGER BRANDS	ZAR0 10	86/12/31-04/12/31	7/22/2004	139,402 13	132,647 30	6,754 83
9,000 00	TOKYO STEEL MFG	JPY50	86/12/31-04/12/31	1/22/2004	80,466 66	60,368 51	20,098 15
12,700 00	TOKYO STEEL MFG	JPY50	86/12/31-04/12/31	9/9/2004	222,541 53	203,234 50	19,307 03
47,000 00	TOKYU CORP	JPY50	86/12/31-04/12/31	5/12/2004	215,417 95	246,230 81	(30,812 86)
44,000 00	TOSHIBA CORP	JPY50	86/12/31-04/12/31	4/26/2004	230,897 91	186,187 18	44,710 73
60,000 00	TOSHIBA CORP	JPY50	86/12/31-04/12/31	5/12/2004	247,627 03	247,322 14	304 89
23,000 00	TOYO SEIKAN KAISHA	JPY50	86/12/31-04/12/31	1/13/2004	321,663 05	261,117 79	60,545 26
3,000 00	TOYO SEIKAN KAISHA	JPY50	86/12/31-04/12/31	5/12/2004	49 023 96	58,281 85	(9,257 89)
9,000 00	TOYO SEIKAN KAISHA	JPY50	86/12/31-04/12/31	8/17/2004	144,613 78	174 845 57	(30,231 79)
30,000 00	TOYO SEIKAN KAISHA	JPY50	86/12/31-04/12/31	9/9/2004	512,798 54	573,628 37	(60,829 83)
42,000 00	TOYO SEIKAN KAISHA	JPY50	86/12/31-04/12/31	9/21/2004	672,714 17	638,356 14	34,358 03
16,000 00	TOYO SEIKAN KAISHA	JPY50	86/12/31-04/12/31	10/6/2004	257,340 83	179,898 11	77,442 72
73,000 00	TOMEN CORPORATION	JPY50	86/12/31-04/12/31	3/25/2004	138,043 47	116,219 32	21,824 15
7,000 00	TOYOTA TSUSHO CORP	JPY50	86/12/31-04/12/31	5/12/2004	63,579 24	68,233 28	(4,654 04)
20,000 00	TOYOTA TSUSHO CORP	JPY50	86/12/31-04/12/31	5/28/2004	181,352 95	190,073 12	(8,720 17)
452 00	TOYOTA TSUSHO CORP	JPY50	86/12/31-04/12/31	7/22/2004	4,630 93	4,205 44	425 49
2,400 00	TOYOTA MOTOR CORP	JPY50	86/12/31-04/12/31	1/13/2004	82,311 18	73,438 38	8,872 80
11,200 00	TOYOTA MOTOR CORP	JPY50	86/12/31-04/12/31	1/22/2004	388,497 84	342,712 45	45,785 39
26,200 00	TOYOTA MOTOR CORP	JPY50	86/12/31-04/12/31	5/12/2004	979,680 84	992,160 80	(12,479 96)
35,700 00	TOYOTA MOTOR CORP	JPY50	86/12/31-04/12/31	10/6/2004	1,377,479 18	1,382,547 80	(5,068 62)
18,000 00	YAMAHA MOTOR CO	JPY50	86/12/31-04/12/31	1/13/2004	212,217 40	209,343 75	2,873 65
18,000 00	YAMAHA MOTOR CO	JPY50	86/12/31-04/12/31	1/22/2004	216,702 30	209,343 76	7,358 54
21,000 00	YAMAHA MOTOR CO	JPY50	86/12/31-04/12/31	2/3/2004	250,418 13	231,369 84	19,048 29
9,000 00	YAMAZAKI BAKING CO	JPY50	86/12/31-04/12/31	1/13/2004	72,866 71	59,351 48	13,515 23
11,000 00	YAMATAKE CORP	JPY50	86/12/31-04/12/31	2/19/2004	91,827 64	72,307 27	19,520 37
19,000 00	YAMATO TRANSPORT	JPY50	86/12/31-04/12/31	8/3/2004	298,850 19	302,732 87	(3,882 68)
24,000 00	YAMATO TRANSPORT	JPY50	86/12/31-04/12/31	8/27/2004	368,282 82	381,522 09	(13,239 27)
11,000 00	YAMATO TRANSPORT	JPY50	86/12/31-04/12/31	9/9/2004	167,847 27	174,864 29	(7,017 02)
26,000 00	SOMPO JAPAN INS	JPY50	86/12/31-04/12/31	2/19/2004	215,753 65	194,934 49	20,819 16
5,400 00	HEINEKEN HOLDING	A EUR2	86/12/31-04/12/31	1/22/2004	182,062 79	170,402 17	11,660 62
3,700 00	HEINEKEN HOLDING	A EUR2	86/12/31-04/12/31	2/3/2004	125,508 94	116,757 04	8,751 90
1,960 00	ROCHE HOLDINGS AG	GENUSSCHEINE NPV	86/12/31-04/12/31	9/9/2004	191,583 16	200,814 24	(9,231 08)
15,770 00	CLARIANT	CHF5(REGD)	86/12/31-04/12/31	3/17/2004	214,133 89	218,180 33	(4,046 44)
3,940 00	BALOISE HLDGS	CHF0 1 REGD	86/12/31-04/12/31	6/11/2004	164,663 90	193,652 03	(28,988 13)
1,560 00	BALOISE HLDGS	CHF0 1 REGD	86/12/31-04/12/31	6/23/2004	67,019 02	76,674 41	(9,655 39)
7,320 00	MICRONAS SEMICONDU	CHF1	86/12/31-04/12/31	1/22/2004	354,763 86	265,979 09	88,784 77
4,550 00	MICRONAS SEMICONDU	CHF1	86/12/31-04/12/31	10/26/2004	174,181 18	166,391 22	7,789 94
14,500 00	SKANSKA AB	SER B SEK3	86/12/31-04/12/31	12/7/2004	177,374 50	125,366 30	52,008 20
8,500 00	ING GROEP NV	CVA EUR0 24	86/12/31-04/12/31	12/7/2004	243,713 51	212,235 76	31,477 75
2,430 00	PHONAK	CHF0 05	86/12/31-04/12/31	2/3/2004	60,619 22	54,251 18	6,368 04
15,750 00	CREDIT SUISSE GRP	CHF3 (REGD)	86/12/31-04/12/31	3/8/2004	596,738 81	516,534 61	80,204 20
2,020 00	CREDIT SUISSE GRP	CHF3 (REGD)	86/12/31-04/12/31	4/6/2004	71,669 01	54,979 77	16,689 24
2,060 00	CREDIT SUISSE GRP	CHF3 (REGD)	86/12/31-04/12/31	4/16/2004	68,611 51	56,068 48	12,543 03
-	CREDIT SUISSE GRP	CHF3 (REGD)	86/12/31-04/12/31	7/12/2004	3,001 96	2,828 03	173 93
5,500 00	CREDIT SUISSE GRP	CHF3 (REGD)	86/12/31-04/12/31	8/17/2004	169,360 77	141,532 00	27,828 77
1,850 00	CREDIT SUISSE GRP	CHF3 (REGD)	86/12/31-04/12/31	10/14/2004	61,996 56	46,354 85	15,641 71

THE ROCKEFELLER FOUNDATION
EMPLOYEE ID NO 13-1659629
GAIN AND LOSSES FOR TAX ON INVESTMENT INCOME
FORM 990 PF 2004, PART IV

Shares/Par Value	Security Name	Security Description	Date Bought	Date Sold	Proceeds	Cost	Realized
4,900 00	ESSILOR INTL	EUR0 35	86/12/31-04/12/31	4/6/2004	287,036 24	214,213 33	72,822 91
35,280 00	ARCELOR	NPV	86/12/31-04/12/31	7/22/2004	563,671 43	609,297 86	(45,626 43)
30,900 00	ARCELOR	NPV	86/12/31-04/12/31	9/21/2004	558,715 15	525,744 03	32,971 12
3,200 00	POHJOLA YHTYMA OYJ	SER D NPV	86/12/31-04/12/31	2/3/2004	95,765 90	80,252 03	15,513 87
620 00	SWISS LIFE HOLDING	CHF50	86/12/31-04/12/31	4/26/2004	85,420 08	110,830 39	(25,410 31)
26,100 00	TELECOM ITALIA	DI RISP EUR 55	86/12/31-04/12/31	7/7/2004	58,826 10	60,694 50	(1,868 40)
279,600 00	TELECOM ITALIA	DI RISP EUR 55	86/12/31-04/12/31	12/8/2004	837,518 95	607,810 36	229,708 59
19,400 00	YARA INTERNATIONAL	NOK1 70	86/12/31-04/12/31	5/28/2004	140,749 20	72,473 20	68,276 00
1,700 00	BELGACOM SA	NPV	86/12/31-04/12/31	12/16/2004	70,095 45	60,000 05	10,095 40
2,000 00	SEGA SAMMY HOLDINGS INC	ORD SHS	86/12/31-04/12/31	10/6/2004	96,886 48	92,623 27	4,263 21
2,000 00	SEGA SAMMY HOLDINGS INC	ORD SHS	86/12/31-04/12/31	10/14/2004	91,512 08	92,623 27	(1,111 19)
600 00	SEGA SAMMY HOLDINGS INC	ORD SHS	86/12/31-04/12/31	10/26/2004	26,840 75	27,788 98	(948 23)
134,800 00	CENTRICA ORD	GBP0 0617284	86/12/31-04/12/31	11/24/2004	625,621 88	470,576 35	155,045 53
17,480 00	CENTRICA ORD	GBP0 0617284	86/12/31-04/12/31	12/7/2004	86,061 99	61,021 33	25,040 66
57,712 00	ARCELOR SA	WTS 13JUL04(ORD SHS) EUR11	86/12/31-04/12/31	7/8/2004	18,656 24	-	18,656 24
3,038 00	ARCELOR SA	WTS 13JUL04(ORD SHS) EUR11	86/12/31-04/12/31	7/14/2004	1,161 57	-	1,161 57
1 00	ARCELOR SA	WTS 13JUL04(ORD SHS) EUR11	86/12/31-04/12/31	9/28/2004	4,476 55	-	4,476 55
559,213 00	BARNEYS NY INC	COM	86/12/31-04/12/31	12/21/2004	10,625,047 00	5,244,179 55	5,380,867 45
3,200 00	CALDOR CORP	COM	86/12/31-04/12/31	2/19/2004	9,503 68	32 00	9,471 68
0 49	ICG COMMUNICATIONS INC	COM NEW	86/12/31-04/12/31	12/1/2003	18 26	1 47	16 79
5,000 00	ICG COMMUNICATIONS INC	COM NEW	86/12/31-04/12/31	4/2/2004	33,795 40	15,002 64	18,792 76
1,200 00	ICG COMMUNICATIONS INC	COM NEW	86/12/31-04/12/31	4/12/2004	7,127 66	3,600 63	3,527 03
3,498 00	ICG COMMUNICATIONS INC	COM NEW	86/12/31-04/12/31	6/14/2004	2,049 95	4,406 30	(2,356 35)
(0 49)	ICG COMMUNICATIONS INC	COM NEW	86/12/31-04/12/31	12/1/2003	-	(1 47)	1 47
(143,564 00)	KASPER ASL LTD	COM	86/12/31-04/12/31	12/1/2003	(579,998 56)	(1,823,790 01)	1,243,791 45
143,564 00	KASPER ASL LTD	COM	86/12/31-04/12/31	12/21/2004	-	715,475 93	(715,475 93)
-	ESC KASPER ASL LTD		86/12/31-04/12/31	6/7/2004	150,742 20	-	150,742 20
81,000 00	NEXTWAVE TELECOM INC	COM	86/12/31-04/12/31	12/13/2004	592,906 06	956,597 66	(363,691 60)
63,000 00	NEXTWAVE TELECOM INC	COM	86/12/31-04/12/31	12/13/2004	460,336 45	716,255 24	(255,918 79)
81,000 00	NEXTWAVE TELECOM INC	COM	86/12/31-04/12/31	12/13/2004	591,286 07	779,619 19	(188,333 12)
79 00	SPECTRASITE INC	COM	86/12/31-04/12/31	5/4/2004	3,005 80	-	3,005 80
3,200 00	VIATEL HOLDING BERMUDA LIMITED	COM	86/12/31-04/12/31	1/28/2004	6,367 69	9,600 00	(3,232 31)
350 00	VIATEL HOLDING BERMUDA LIMITED	COM	86/12/31-04/12/31	1/29/2004	678 96	1,050 00	(371 04)
2,200 00	VIATEL HOLDING BERMUDA LIMITED	COM	86/12/31-04/12/31	2/11/2004	4,299 69	6,600 00	(2,300 31)
300 00	VIATEL HOLDING BERMUDA LIMITED	COM	86/12/31-04/12/31	2/20/2004	656 96	900 00	(243 04)
10,000 00	VIATEL HOLDING BERMUDA LIMITED	COM	86/12/31-04/12/31	4/12/2004	9,599 53	30,000 00	(20,400 47)
4,000 00	VIATEL HOLDING BERMUDA LIMITED	COM	86/12/31-04/12/31	6/14/2004	3,639 82	11,999 99	(8,360 17)
9,062 00	VIATEL HOLDING BERMUDA LIMITED	COM	86/12/31-04/12/31	6/15/2004	8,336 63	12,788 98	(4,452 35)
3,000 00	AETNA INC	COM	86/12/31-04/12/31	3/25/2004	257,622 74	109,180 50	148,442 24
4,000 00	AETNA INC	COM	86/12/31-04/12/31	4/15/2004	347,291 86	144,043 80	203,248 06
4,000 00	AETNA INC	COM	86/12/31-04/12/31	11/29/2004	472,174 94	139,180 75	332,994 19
1,500 00	AMBAC FINL GROUP INC	COM	86/12/31-04/12/31	7/7/2004	109,547 38	41,498 00	68,049 38
33,500 00	AMERISOURCEBERGEN CORP	COM	86/12/31-04/12/31	1/22/2004	1,888,742 02	1,869,224 60	19,517 42
8,000 00	BAXTER INTL INC	COM	86/12/31-04/12/31	5/12/2004	251,536 50	225,410 00	26,126 50
4,500 00	BAXTER INTL INC	COM	86/12/31-04/12/31	7/7/2004	150,367 57	115,020 00	35,347 57
5 00	BERKSHIRE HATHAWAY INC DEL	CL A	86/12/31-04/12/31	2/6/2004	449,978 69	349,317 66	100,661 03
4 00	BERKSHIRE HATHAWAY INC DEL	CL A	86/12/31-04/12/31	5/12/2004	347,871 65	279,130 93	68,740 72
6 00	BERKSHIRE HATHAWAY INC DEL	CL A	86/12/31-04/12/31	7/7/2004	539,987 06	415,313 87	124,673 19
4,500 00	CIGNA CORP	COM	86/12/31-04/12/31	7/7/2004	303,004 00	258,995 00	44,009 00
4,500 00	CENTURYTEL INC	COM	86/12/31-04/12/31	7/7/2004	136,904 79	152,803 35	(15,898 56)
2,000 00	CHUBB CORP	COM	86/12/31-04/12/31	7/7/2004	134,100 85	119,958 00	14,142 85
33,500 00	CITIZENS COMMUNICATIONS CO	COM	86/12/31-04/12/31	6/29/2004	412,010 19	284,440 47	127,569 72
24,500 00	CITIZENS COMMUNICATIONS CO	COM	86/12/31-04/12/31	6/30/2004	296,489 58	206,657 50	89,832 08
14,500 00	CITIZENS COMMUNICATIONS CO	COM	86/12/31-04/12/31	7/7/2004	188,515 88	120,515 99	67,999 89
7,000 00	CITIZENS COMMUNICATIONS CO	COM	86/12/31-04/12/31	7/16/2004	101,935 10	56,810 60	45,124 50
12,000 00	CITIZENS COMMUNICATIONS CO	COM	86/12/31-04/12/31	7/21/2004	173,956 31	97,389 60	76,566 71
2,500 00	CITIZENS COMMUNICATIONS CO	COM	86/12/31-04/12/31	7/28/2004	36,124 15	19,874 38	16,249 77
2,500 00	CITIZENS COMMUNICATIONS CO	COM	86/12/31-04/12/31	7/29/2004	36,124 15	19,645 91	16,478 24
2,000 00	CITIZENS COMMUNICATIONS CO	COM	86/12/31-04/12/31	8/2/2004	28,909 12	15,716 72	13,192 40
21,000 00	CITIZENS COMMUNICATIONS CO	COM	86/12/31-04/12/31	8/3/2004	303,879 66	222,156 76	81,722 90
5,000 00	CITIZENS COMMUNICATIONS CO	COM	86/12/31-04/12/31	8/4/2004	72,248 30	62,400 00	9,848 30
15,500 00	CITIZENS COMMUNICATIONS CO	COM	86/12/31-04/12/31	9/30/2004	206,369 90	193,440 00	12,929 90
1,500 00	CITIZENS COMMUNICATIONS CO	COM	86/12/31-04/12/31	10/5/2004	20,024 67	18,720 00	1,304 67
2,500 00	CITIZENS COMMUNICATIONS CO	COM	86/12/31-04/12/31	10/6/2004	33,299 21	31,200 00	2,099 21
5,000 00	CITIZENS COMMUNICATIONS CO	COM	86/12/31-04/12/31	10/7/2004	66,861 43	62,400 00	4,261 43
5,000 00	CITIZENS COMMUNICATIONS CO	COM	86/12/31-04/12/31	10/8/2004	66,227 84	62,400 00	3,827 84
8,000 00	CONOCOPHILLIPS	COM	86/12/31-04/12/31	4/1/2004	550,585 51	446,085 60	104,499 91
3,500 00	CONOCOPHILLIPS	COM	86/12/31-04/12/31	4/28/2004	257,487 27	193,745 20	63,722 07
1,500 00	CONOCOPHILLIPS	COM	86/12/31-04/12/31	4/29/2004	108,992 39	82,790 70	26,201 69
3,000 00	CONOCOPHILLIPS	COM	86/12/31-04/12/31	10/7/2004	262,254 15	165,196 35	97,057 80
5,000 00	CONOCOPHILLIPS	COM	86/12/31-04/12/31	10/13/2004	414,156 80	274,685 50	139,471 30
5,500 00	CONOCOPHILLIPS	COM	86/12/31-04/12/31	12/1/2004	497,187 25	301,147 95	196,039 30
4,500 00	CONOCOPHILLIPS	COM	86/12/31-04/12/31	12/13/2004	382,549 99	243,990 90	138,559 09
3,000 00	CONOCOPHILLIPS	COM	86/12/31-04/12/31	12/28/2004	259,582 42	162,660 60	96,921 82
3,000 00	CONOCOPHILLIPS	COM	86/12/31-04/12/31	12/29/2004	260,603 29	162,120 30	98,482 99
0 67	COUNTRYWIDE FINL CORP	COM	86/12/31-04/12/31	1/14/2004	49 41	21 74	27 67
4,500 00	COUNTRYWIDE FINL CORP	COM	86/12/31-04/12/31	7/7/2004	317,430 66	94,351 04	223,079 62
5,500 00	COUNTRYWIDE FINL CORP	COM	86/12/31-04/12/31	8/3/2004	394,213 16	114,125 30	280,087 86
1,000 00	COUNTRYWIDE FINL CORP	COM	86/12/31-04/12/31	8/4/2004	68,760 69	20,750 05	48,010 64
10,500 00	COUNTRYWIDE FINL CORP	COM	86/12/31-04/12/31	10/25/2004	327,770 82	118,038 51	209,732 31
4,000 00	COUNTRYWIDE FINL CORP	COM	86/12/31-04/12/31	10/28/2004	126,253 84	114,015 87	12,237 97
13,000 00	COUNTRYWIDE FINL CORP	COM	86/12/31-04/12/31	10/28/2004	413,923 29	368,532 77	45,390 52
23,500 00	COUNTRYWIDE FINL CORP	COM	86/12/31-04/12/31	10/29/2004	748,184 88	653,990 21	94,194 67
17,500 00	COUNTRYWIDE FINL CORP	COM	86/12/31-04/12/31	11/2/2004	563,926 03	443,829 50	120,096 53
8,500 00	COUNTRYWIDE FINL CORP	COM	86/12/31-04/12/31	11/3/2004	272,908 20	202,948 99	69,959 21

THE ROCKEFELLER FOUNDATION
EMPLOYEE ID NO 13-1659629
GAIN AND LOSSES FOR TAX ON INVESTMENT INCOME
FORM 990 PF 2004, PART IV

Shares/Par Value	Security Name	Security Description	Date Bought	Date Sold	Proceeds	Cost	Realized
6,000 00	COUNTRYWIDE FINL CORP	COM	86/12/31-04/12/31	11/4/2004	190,881 32	142,353 60	48,527 72
2,500 00	DEVON ENERGY CORPORATION NEW	COM	86/12/31-04/12/31	7/7/2004	170,616 00	135,837 50	34,778 50
6,500 00	DEVON ENERGY CORPORATION NEW	COM	86/12/31-04/12/31	7/15/2004	452,448 55	343,635 60	108 812 95
4,000 00	DEVON ENERGY CORPORATION NEW	COM	86/12/31-04/12/31	8/17/2004	260,104 31	208,458 00	51,646 31
8,000 00	DEVON ENERGY CORPORATION NEW	COM	86/12/31-04/12/31	10/7/2004	601,257 92	420,170 20	181,087 72
6,500 00	DEVON ENERGY CORPORATION NEW	COM	86/12/31-04/12/31	10/13/2004	468,193 13	338 466 20	129,726 93
3,500 00	ENGELHARD CORP	COM	86/12/31-04/12/31	1/2/2004	105,051 42	85,945 65	19,105 77
6,500 00	EQUIFAX INC	COM	86/12/31-04/12/31	1/16/2004	156,444 41	150,758 50	5,685 91
13,500 00	EQUIFAX INC	COM	86/12/31-04/12/31	1/20/2004	324,223 74	307,685 00	16,538 74
3,000 00	EQUIFAX INC	COM	86/12/31-04/12/31	1/21/2004	72,583 99	66,927 00	5,656 99
3,000 00	EQUIFAX INC	COM	86/12/31-04/12/31	1/21/2004	72,986 57	66,966 00	6,020 57
2,500 00	EQUIFAX INC	COM	86/12/31-04/12/31	2/26/2004	65,115 95	55,772 50	9,343 45
2,500 00	EQUIFAX INC	COM	86/12/31-04/12/31	3/12/2004	64,532 73	55,772 50	8,760 23
3,500 00	EQUIFAX INC	COM	86/12/31-04/12/31	3/17/2004	89,867 03	69,654 50	20,212 53
3,500 00	EQUIFAX INC	COM	86/12/31-04/12/31	3/24/2004	89 473 30	70 953 50	18,519 80
4,000 00	EQUIFAX INC	COM	86/12/31-04/12/31	3/25/2004	102,256 40	78,000 00	24,256 40
2,500 00	EQUIFAX INC	COM	86/12/31-04/12/31	3/26/2004	63,442 27	48,750 00	14,692 27
4,000 00	EQUIFAX INC	COM	86/12/31-04/12/31	3/31/2004	102,761 58	78,000 00	24,761 58
3,500 00	EQUIFAX INC	COM	86/12/31-04/12/31	4/1/2004	90,655 57	68,001 25	22,654 32
8,000 00	EQUIFAX INC	COM	86/12/31-04/12/31	4/5/2004	212,214 22	150,391 20	61,823 02
1,000 00	EQUIFAX INC	COM	86/12/31-04/12/31	4/12/2004	27,193 96	18,500 22	8,693 74
1,000 00	EQUIFAX INC	COM	86/12/31-04/12/31	4/15/2004	26,426 78	18,500 23	7,926 55
2,500 00	EQUIFAX INC	COM	86/12/31-04/12/31	4/19/2004	65,303 47	46,167 14	19,136 33
1,500 00	EQUIFAX INC	COM	86/12/31-04/12/31	4/20/2004	38,691 29	27,687 77	11,003 52
1,500 00	EQUIFAX INC	COM	86/12/31-04/12/31	4/21/2004	38,823 13	27,687 77	11,135 36
2,000 00	EQUIFAX INC	COM	86/12/31-04/12/31	4/22/2004	51,952 38	36,917 03	15,035 35
9,000 00	EQUIFAX INC	COM	86/12/31-04/12/31	4/23/2004	232,107 26	165,965 63	66,141 63
3,000 00	EQUIFAX INC	COM	86/12/31-04/12/31	4/29/2004	73,541 17	55,083 65	18,457 52
3,500 00	EQUIFAX INC	COM	86/12/31-04/12/31	4/30/2004	86,136 13	64,213 50	21,922 63
6,500 00	EQUIFAX INC	COM	86/12/31-04/12/31	5/3/2004	160,782 18	132,042 57	28,739 61
6,000 00	EQUIFAX INC	COM	86/12/31-04/12/31	5/4/2004	149,287 30	135,260 95	14,026 35
4,000 00	FEDERAL HOME LN MTG CORP	COM	86/12/31-04/12/31	1/12/2004	235,076 18	259,499 40	(24,423 22)
2,000 00	FEDERAL HOME LN MTG CORP	COM	86/12/31-04/12/31	2/10/2004	125,138 53	126,067 65	(929 12)
3,500 00	FEDERAL HOME LN MTG CORP	COM	86/12/31-04/12/31	7/7/2004	227,044 58	218,624 35	8,420 23
7,500 00	GEORGIA PAC CORP	COM	86/12/31-04/12/31	4/19/2004	272,596 86	147,373 50	125,223 36
9,000 00	GEORGIA PAC CORP	COM	86/12/31-04/12/31	4/27/2004	335,420 34	176,382 15	159,038 19
1,500 00	GEORGIA PAC CORP	COM	86/12/31-04/12/31	4/28/2004	54,117 38	29,367 15	24,750 23
5,000 00	GEORGIA PAC CORP	COM	86/12/31-04/12/31	7/7/2004	178,181 82	97,890 50	80,291 32
5,500 00	HALLIBURTON CO	COM	86/12/31-04/12/31	2/20/2004	169,353 01	96,838 50	72,514 51
10,500 00	HALLIBURTON CO	COM	86/12/31-04/12/31	7/7/2004	313,307 40	217,550 10	95,757 30
12,500 00	HALLIBURTON CO	COM	86/12/31-04/12/31	10/29/2004	455,659 33	218,621 70	237,037 63
3,500 00	HALLIBURTON CO	COM	86/12/31-04/12/31	11/29/2004	142,543 96	61,135 90	81,408 06
2,000 00	HALLIBURTON CO	COM	86/12/31-04/12/31	12/2/2004	78,779 75	34,934 80	43,844 95
6,500 00	HALLIBURTON CO	COM	86/12/31-04/12/31	12/13/2004	252,274 69	113,538 10	138,736 59
37,500 00	HEWLETT PACKARD CO	COM	86/12/31-04/12/31	8/12/2004	616,541 77	910,518 55	(293,976 78)
8,500 00	HEWLETT PACKARD CO	COM	86/12/31-04/12/31	9/2/2004	151,913 53	201,990 60	(50,077 07)
29,000 00	INTERPUBLIC GROUP COS INC	COM	86/12/31-04/12/31	7/7/2004	374,186 90	390,975 60	(16,788 70)
4,500 00	L 3 COMMUNICATIONS HLDG CORP	COM	86/12/31-04/12/31	2/23/2004	241,241 43	216,969 10	24,272 33
3,000 00	L 3 COMMUNICATIONS HLDG CORP	COM	86/12/31-04/12/31	7/1/2004	196,507 69	143,958 60	52,549 09
2,500 00	L 3 COMMUNICATIONS HLDG CORP	COM	86/12/31-04/12/31	7/2/2004	161,713 71	119,780 00	41,933 71
3,500 00	L 3 COMMUNICATIONS HLDG CORP	COM	86/12/31-04/12/31	7/7/2004	213,219 90	167,245 45	45,974 45
1,500 00	L 3 COMMUNICATIONS HLDG CORP	COM	86/12/31-04/12/31	11/29/2004	109,303 04	71,644 05	37,658 99
4,000 00	L 3 COMMUNICATIONS HLDG CORP	COM	86/12/31-04/12/31	12/1/2004	297,940 22	190,728 55	107,211 67
3,500 00	L 3 COMMUNICATIONS HLDG CORP	COM	86/12/31-04/12/31	12/2/2004	260,936 73	166,786 90	94,149 83
3,500 00	L 3 COMMUNICATIONS HLDG CORP	COM	86/12/31-04/12/31	12/6/2004	261,006 74	166,723 05	94,283 69
1,000 00	L 3 COMMUNICATIONS HLDG CORP	COM	86/12/31-04/12/31	12/8/2004	73,967 16	47,593 70	26,373 46
2,000 00	L 3 COMMUNICATIONS HLDG CORP	COM	86/12/31-04/12/31	12/13/2004	149,374 30	95 117 60	54,256 70
6,500 00	L 3 COMMUNICATIONS HLDG CORP	COM	86/12/31-04/12/31	12/30/2004	478,555 84	308,451 65	170,104 19
13,400 00	LIBERTY MEDIA INTL INC	COM SER A	86/12/31-04/12/31	6/8/2004	497,774 21	463,163 46	34,610 75
3,500 00	MBIA INC	COM	86/12/31-04/12/31	5/24/2004	191,981 70	152,118 05	39 863 65
4,500 00	MBIA INC	COM	86/12/31-04/12/31	5/25/2004	248,287 53	195,580 35	52,707 18
2,000 00	MBIA INC	COM	86/12/31-04/12/31	5/26/2004	111,904 57	86,924 60	24,979 97
4,500 00	MBIA INC	COM	86/12/31-04/12/31	6/1/2004	248,082 33	163,179 45	84,902 88
4,500 00	MBIA INC	COM	86/12/31-04/12/31	6/2/2004	248,133.63	143,331 67	104,801 96
5,500 00	MBIA INC	COM	86/12/31-04/12/31	6/4/2004	304,263 87	169,610 83	134,653 04
9,500 00	MARATHON OIL CORP	COM	86/12/31-04/12/31	7/7/2004	346,741 87	273,976 45	72,765 42
6 500 00	MARATHON OIL CORP	COM	86/12/31-04/12/31	8/12/2004	226,192 09	184,047 55	42,144 54
8,000 00	MARATHON OIL CORP	COM	86/12/31-04/12/31	10/7/2004	329,859 47	225,642 00	104,217 47
1,000 00	MARATHON OIL CORP	COM	86/12/31-04/12/31	10/8/2004	41,174 53	28,118 70	13,055 83
8,500 00	MARATHON OIL CORP	COM	86/12/31-04/12/31	10/13/2004	333,937 62	238,112 65	95,824 97
11,500 00	MARATHON OIL CORP	COM	86/12/31-04/12/31	10/29/2004	436,032 99	290,130 80	145,902 19
7,000 00	MARATHON OIL CORP	COM	86/12/31-04/12/31	11/2/2004	262,001 06	144,983 30	117,017 76
4,000 00	MARATHON OIL CORP	COM	86/12/31-04/12/31	11/8/2004	150,916 86	80,511 20	70,405 66
7,000 00	MARATHON OIL CORP	COM	86/12/31-04/12/31	11/10/2004	260,454 79	140,894 60	119,560 19
2,500 00	MARATHON OIL CORP	COM	86/12/31-04/12/31	11/11/2004	93,548 80	50,284 50	43,264 30
5,500 00	MARATHON OIL CORP	COM	86/12/31-04/12/31	11/12/2004	207,760 93	110,317 90	97,443 03
2,000 00	MARATHON OIL CORP	COM	86/12/31-04/12/31	11/15/2004	74,470 65	40,022 80	34,447 85
5,000 00	MARATHON OIL CORP	COM	86/12/31-04/12/31	11/17/2004	186,830 12	153,298 20	33,531 92
4,500 00	MARATHON OIL CORP	COM	86/12/31-04/12/31	11/18/2004	168,880 14	141,661 20	27,218 94
18,000 00	MCDONALDS CORP	COM	86/12/31-04/12/31	5/12/2004	467,049 44	286,020 00	181,029 44
5,500 00	MCDONALDS CORP	COM	86/12/31-04/12/31	5/13/2004	143,041 19	83,016 45	60,024 74
2,000 00	MCKESSON CORP	COM	86/12/31-04/12/31	8/9/2004	59,943 59	60,511 60	(568 01)
5,000 00	MCKESSON CORP	COM	86/12/31-04/12/31	8/10/2004	149,613 49	151,279 00	(1,665 51)
3,500 00	MCKESSON CORP	COM	86/12/31-04/12/31	8/11/2004	105,817 92	105,563 50	254 42
2,000 00	MCKESSON CORP	COM	86/12/31-04/12/31	8/12/2004	60,221 38	60,179 80	41 58

THE ROCKEFELLER FOUNDATION
EMPLOYEE ID NO 13-1659629
GAIN AND LOSSES FOR TAX ON INVESTMENT INCOME
FORM 990 PF 2004, PART IV

Shares/Par Value	Security Name	Security Description	Date Bought	Date Sold	Proceeds	Cost	Realized
2,500 00	MCKESSON CORP	COM	88/12/31-04/12/31	8/13/2004	72,924 79	75,224 75	(2,299 96)
12,000 00	MERCK + CO INC	COM	88/12/31-04/12/31	10/8/2004	365,223 43	398,737 20	(33,513 77)
30,000 00	MERCK + CO INC	COM	88/12/31-04/12/31	10/11/2004	908,738 69	996,843 00	(88,104 31)
14,000 00	OCCIDENTAL PETE CORP	COM	88/12/31-04/12/31	2/20/2004	618,202 63	474,520 20	143,682 43
5,500 00	OCCIDENTAL PETE CORP	COM	88/12/31-04/12/31	2/23/2004	242,527 88	184,529 95	57,997 93
5,500 00	OCCIDENTAL PETE CORP	COM	88/12/31-04/12/31	2/26/2004	244,322 46	184,439 75	59,882 71
9,000 00	OCCIDENTAL PETE CORP	COM	88/12/31-04/12/31	3/25/2004	391,419 02	294,731 80	96,687 22
7,500 00	OCCIDENTAL PETE CORP	COM	88/12/31-04/12/31	3/26/2004	326,732 99	240,946 60	85,786 39
1,500 00	OMNICARE INC	COM	88/12/31-04/12/31	4/19/2004	63,326 41	33,838 35	29,488 06
2,000 00	OMNICARE INC	COM	88/12/31-04/12/31	4/20/2004	84,497 02	45,058 51	39,438 51
3,000 00	OMNICARE INC	COM	88/12/31-04/12/31	4/21/2004	126,254 14	67,198 68	59,055 46
6,500 00	OMNICARE INC	COM	88/12/31-04/12/31	4/23/2004	278,606 22	144,731 55	133,874 67
1,000 00	OMNICARE INC	COM	88/12/31-04/12/31	4/28/2004	41,414 82	22,041 40	19,373 42
1,000 00	OMNICARE INC	COM	88/12/31-04/12/31	4/29/2004	41,211 13	22,041 40	19,169 73
4,000 00	OMNICARE INC	COM	88/12/31-04/12/31	5/5/2004	165,950 51	87,888 10	78,062 41
1,500 00	OMNICARE INC	COM	88/12/31-04/12/31	5/6/2004	61,305 51	32,895 60	28,409 91
1,500 00	OMNICARE INC	COM	88/12/31-04/12/31	5/7/2004	60,466 73	32,895 60	27,571 13
6,000 00	OMNICARE INC	COM	88/12/31-04/12/31	5/12/2004	228,822 03	130,176 80	98,645 23
2,500 00	OMNICARE INC	COM	88/12/31-04/12/31	5/17/2004	99,663 66	53,726 10	45,937 56
1,500 00	OMNICARE INC	COM	88/12/31-04/12/31	5/18/2004	59,872 44	32,036 40	27,836 04
4,000 00	OMNICARE INC	COM	88/12/31-04/12/31	5/27/2004	170,140 01	85,430 40	84,709 61
4,500 00	OMNICARE INC	COM	88/12/31-04/12/31	6/1/2004	192,310 19	96,109 20	96,200 99
6,500 00	OMNICARE INC	COM	88/12/31-04/12/31	6/2/2004	278,519 77	138,600 30	139,919 47
305 00	PIPER JAFFRAY COS	COM	88/12/31-04/12/31	1/2/2004	12,927 82	11,675 79	1,252 03
1,500 00	QUEST DIAGNOSTICS INC	COM	88/12/31-04/12/31	3/23/2004	123,755 82	81,701 70	42,054 12
2,000 00	QUEST DIAGNOSTICS INC	COM	88/12/31-04/12/31	3/31/2004	165,975 52	104,665 20	61,310 32
2,000 00	QUEST DIAGNOSTICS INC	COM	88/12/31-04/12/31	4/1/2004	164,845 54	104,665 20	60,180 34
1,500 00	QUEST DIAGNOSTICS INC	COM	88/12/31-04/12/31	4/6/2004	124,671 98	78,085 25	46,586 73
2,000 00	QUEST DIAGNOSTICS INC	COM	88/12/31-04/12/31	4/12/2004	167,953 46	103,010 60	64,942 86
1,500 00	QUEST DIAGNOSTICS INC	COM	88/12/31-04/12/31	4/19/2004	122,898 42	77,257 95	45,640 47
3,500 00	QUEST DIAGNOSTICS INC	COM	88/12/31-04/12/31	4/27/2004	297,276 38	179,996 75	117,279 63
2,500 00	QUEST DIAGNOSTICS INC	COM	88/12/31-04/12/31	4/30/2004	210,773 06	139,002 15	71,770 91
3,500 00	QUEST DIAGNOSTICS INC	COM	88/12/31-04/12/31	5/4/2004	297,883 62	213,223 80	84,659 82
1 500 00	REPUBLIC SVCS INC	COM	88/12/31-04/12/31	1/13/2004	38,773 18	23,856 60	14,916 58
2,500 00	REPUBLIC SVCS INC	COM	88/12/31-04/12/31	1/14/2004	64,115 99	39,752 45	24,363 54
6,000 00	REPUBLIC SVCS INC	COM	88/12/31-04/12/31	1/15/2004	152,692 83	95,372 50	57,320 33
2,500 00	REPUBLIC SVCS INC	COM	88/12/31-04/12/31	1/16/2004	63,188 78	39,697 50	23,491 28
4,000 00	REPUBLIC SVCS INC	COM	88/12/31-04/12/31	1/20/2004	101,006 46	63,502 50	37,503 96
2,000 00	REPUBLIC SVCS INC	COM	88/12/31-04/12/31	1/21/2004	50,522 63	31,749 00	18,773 63
3,500 00	REPUBLIC SVCS INC	COM	88/12/31-04/12/31	1/28/2004	87,417 85	55,322 60	32,095 25
2,500 00	REPUBLIC SVCS INC	COM	88/12/31-04/12/31	1/29/2004	62,397 07	39,496 00	22,901 07
2,000 00	REPUBLIC SVCS INC	COM	88/12/31-04/12/31	1/30/2004	49,711 27	31,596 80	18,114 47
9,000 00	REPUBLIC SVCS INC	COM	88/12/31-04/12/31	2/3/2004	226,504 09	141,876 90	84,627 19
2,500 00	REPUBLIC SVCS INC	COM	88/12/31-04/12/31	2/11/2004	65,223 19	39,410 25	25,812 94
5,000 00	REPUBLIC SVCS INC	COM	88/12/31-04/12/31	2/26/2004	130,494 90	78,820 50	51,674 40
3,000 00	REPUBLIC SVCS INC	COM	88/12/31-04/12/31	2/27/2004	78,727 42	47,292 30	31,435 12
4,000 00	REPUBLIC SVCS INC	COM	88/12/31-04/12/31	3/2/2004	106,495 84	62,957 35	43,538 49
3,000 00	REPUBLIC SVCS INC	COM	88/12/31-04/12/31	3/4/2004	80,009 87	47,207 40	32,802 47
2,000 00	REPUBLIC SVCS INC	COM	88/12/31-04/12/31	3/5/2004	53,397 91	31,344 60	22,053 31
4,000 00	REPUBLIC SVCS INC	COM	88/12/31-04/12/31	3/8/2004	106,856 62	61,607 20	45,249 42
8,500 00	REPUBLIC SVCS INC	COM	88/12/31-04/12/31	3/9/2004	227,911 79	149,274 85	78,636 94
1,000 00	REPUBLIC SVCS INC	COM	88/12/31-04/12/31	3/18/2004	26,991 04	23,009 40	3,981 64
2,500 00	REPUBLIC SVCS INC	COM	88/12/31-04/12/31	3/19/2004	66,761 89	56,512 50	10,249 39
500 00	REPUBLIC SVCS INC	COM	88/12/31-04/12/31	3/23/2004	12,979 54	11,302 50	1,677 04
4,000 00	REPUBLIC SVCS INC	COM	88/12/31-04/12/31	3/24/2004	102,723 58	90,420 00	12,303 58
500 00	SAFEWAY INC	COM NEW	88/12/31-04/12/31	5/18/2004	10,601 75	19,390 35	(8,788 60)
21,000 00	SAFEWAY INC	COM NEW	88/12/31-04/12/31	10/15/2004	389,255 27	741,987 00	(352,731 73)
6,500 00	SAFEWAY INC	COM NEW	88/12/31-04/12/31	10/25/2004	112,624 80	197,517 45	(84,892 65)
12,500 00	SAFEWAY INC	COM NEW	88/12/31-04/12/31	12/1/2004	243,164 29	307,997 60	(64,833 31)
12,000 00	SAFEWAY INC	COM NEW	88/12/31-04/12/31	12/13/2004	221,440 40	270,197 80	(48,757 40)
11,000 00	SAFEWAY INC	COM NEW	88/12/31-04/12/31	12/14/2004	207,093 24	259,258 80	(52,165 56)
14,000 00	SAFEWAY INC	COM NEW	88/12/31-04/12/31	12/15/2004	271,441 03	327,356 90	(55,915 87)
13,000 00	SAFEWAY INC	COM NEW	88/12/31-04/12/31	12/16/2004	249,518 75	299,155 90	(49,637 15)
2,000 00	TRW AUTOMOTIVE HLDGS CORP	COM	88/12/31-04/12/31	4/13/2004	42,268 40	56,000 00	(13,731 60)
3,000 00	TRW AUTOMOTIVE HLDGS CORP	COM	88/12/31-04/12/31	4/14/2004	62,298 63	84,000 00	(21,701 37)
3,500 00	TRW AUTOMOTIVE HLDGS CORP	COM	88/12/31-04/12/31	11/30/2004	74,342 45	98,000 00	(23,657 55)
6,500 00	TRW AUTOMOTIVE HLDGS CORP	COM	88/12/31-04/12/31	12/2/2004	138,364 20	182,000 00	(43,635 80)
2,500 00	TRW AUTOMOTIVE HLDGS CORP	COM	88/12/31-04/12/31	12/3/2004	53,623 74	70,000 00	(16,376 26)
1,000 00	TRW AUTOMOTIVE HLDGS CORP	COM	88/12/31-04/12/31	12/7/2004	21,085 60	28,000 00	(6,914 40)
5 000 00	TRW AUTOMOTIVE HLDGS CORP	COM	88/12/31-04/12/31	12/8/2004	106,318 50	140,000 00	(33,681 50)
2,000 00	TRW AUTOMOTIVE HLDGS CORP	COM	88/12/31-04/12/31	12/9/2004	42,514 60	56,000 00	(13,485 40)
6,000 00	TRW AUTOMOTIVE HLDGS CORP	COM	88/12/31-04/12/31	12/13/2004	121,083 16	168,000 00	(46,916 84)
3,000 00	TRW AUTOMOTIVE HLDGS CORP	COM	88/12/31-04/12/31	12/14/2004	60,598 57	84,000 00	(23,401 43)
4,500 00	TRW AUTOMOTIVE HLDGS CORP	COM	88/12/31-04/12/31	12/15/2004	90,897 86	126,000 00	(35,102 14)
4,500 00	TRW AUTOMOTIVE HLDGS CORP	COM	88/12/31-04/12/31	12/16/2004	90,897 86	126,000 00	(35,102 14)
2,500 00	TRW AUTOMOTIVE HLDGS CORP	COM	88/12/31-04/12/31	12/20/2004	51,508 54	70,000 00	(18,491 46)
3,000 00	TRW AUTOMOTIVE HLDGS CORP	COM	88/12/31-04/12/31	12/21/2004	61,483 55	82,111 25	(20,627 70)
2,500 00	TRW AUTOMOTIVE HLDGS CORP	COM	88/12/31-04/12/31	12/28/2004	52,238 27	68,111 25	(15,872 98)
500 00	TRW AUTOMOTIVE HLDGS CORP	COM	88/12/31-04/12/31	12/29/2004	10,438 05	13,622 25	(3,184 20)
1,000 00	TRW AUTOMOTIVE HLDGS CORP	COM	88/12/31-04/12/31	12/30/2004	20,707 01	27,244 50	(6,537 49)
7,500 00	TXU CORP	COM	88/12/31-04/12/31	1/6/2004	178,479 62	114,372 75	64,106 87
12,000 00	TXU CORP	COM	88/12/31-04/12/31	1/13/2004	281,629 19	182,804 00	98,825 19
5,500 00	TXU CORP	COM	88/12/31-04/12/31	1/14/2004	129,672 91	83,435 05	46,237 86
3,500 00	TXU CORP	COM	88/12/31-04/12/31	1/15/2004	81,796 06	52,652 15	29,143 91
12,000 00	TXU CORP	COM	88/12/31-04/12/31	1/16/2004	281,241 60	178,650 90	102,590 70

THE ROCKEFELLER FOUNDATION
EMPLOYEE ID NO 13-1659629
GAIN AND LOSSES FOR TAX ON INVESTMENT INCOME
FORM 990 PF 2004, PART IV

Shares/Par Value	Security Name	Security Description	Date Bought	Date Sold	Proceeds	Cost	Realized
13,500 00	TXU CORP	COM	86/12/31-04/12/31	1/20/2004	318,817 26	199,217 90	119,599 36
11,500 00	TXU CORP	COM	86/12/31-04/12/31	1/21/2004	280,231 50	169,625 00	110,606 50
10,000 00	TXU CORP	COM	86/12/31-04/12/31	1/28/2004	241,529 67	147,500 00	94,029 67
6,500 00	TXU CORP	COM	86/12/31-04/12/31	1/29/2004	156,634 20	95,875 00	60,759 20
4,500 00	TXU CORP	COM	86/12/31-04/12/31	1/30/2004	108,219 92	66,375 00	41,844 92
4,500 00	TXU CORP	COM	86/12/31-04/12/31	2/3/2004	106,382 66	67,223 30	39,159 36
6,500 00	TXU CORP	COM	86/12/31-04/12/31	2/4/2004	153,706 09	106,902 90	46,803 19
4,000 00	TXU CORP	COM	86/12/31-04/12/31	2/5/2004	94,376 77	65,786 40	28,590 37
4,500 00	TXU CORP	COM	86/12/31-04/12/31	2/6/2004	105,841 78	74,009 70	31,832 08
11,000 00	TEXTRON INC	COM	86/12/31-04/12/31	4/27/2004	637,506 56	438,972 10	198,534 46
1,000 00	TEXTRON INC	COM	86/12/31-04/12/31	4/28/2004	57,253 55	39,835 70	17,417 85
1,500 00	TEXTRON INC	COM	86/12/31-04/12/31	4/30/2004	83,419 64	59,753 55	23,666 09
1,500 00	TEXTRON INC	COM	86/12/31-04/12/31	5/5/2004	83,052 60	59,753 55	23,299 05
4,500 00	TEXTRON INC	COM	86/12/31-04/12/31	5/6/2004	247,908 64	179,074 95	68,833 69
1,500 00	TEXTRON INC	COM	86/12/31-04/12/31	5/12/2004	79,529 18	59,475 00	20,054 18
2,000 00	TEXTRON INC	COM	86/12/31-04/12/31	5/13/2004	106,625 90	79,300 00	27,325 90
2,500 00	TEXTRON INC	COM	86/12/31-04/12/31	7/7/2004	144,304 62	99,125 00	45,179 62
2,000 00	TEXTRON INC	COM	86/12/31-04/12/31	7/28/2004	121,672 95	78,732 00	42,940 95
2,500 00	TEXTRON INC	COM	86/12/31-04/12/31	8/9/2004	152,575 67	98,415 00	54,160 67
3 500 00	TEXTRON INC	COM	86/12/31-04/12/31	8/10/2004	215,156 06	137,471 10	77,684 96
3,500 00	TEXTRON INC	COM	86/12/31-04/12/31	8/11/2004	217,179 01	137,419 45	79,759 56
4,500 00	TEXTRON INC	COM	86/12/31-04/12/31	8/12/2004	277,508 50	176,682 15	100,826 35
500 00	THERMO ELECTRON CORP	COM	86/12/31-04/12/31	3/12/2004	13,762 46	11,152 55	2,609 91
8,500 00	THERMO ELECTRON CORP	COM	86/12/31-04/12/31	4/27/2004	253,736 05	189,509 35	64,226 70
2,000 00	THERMO ELECTRON CORP	COM	86/12/31-04/12/31	4/28/2004	59,374 00	44,508 00	14,866 00
10,000 00	THERMO ELECTRON CORP	COM	86/12/31-04/12/31	7/7/2004	291,915 15	222,540 00	69,375 15
9,000 00	TIME WARNER INC NEW	COM	86/12/31-04/12/31	7/7/2004	157,442 30	126,504 90	30,937 40
3,000 00	TYCO INTL LTD	NEW COM	86/12/31-04/12/31	1/7/2004	83,325 89	46,394 70	36,931 19
7,000 00	TYCO INTL LTD	NEW COM	86/12/31-04/12/31	7/7/2004	223,715 45	107,408 70	116,306 75
39,000 00	TYSON FOODS INC (DEL)	CLS A COM	86/12/31-04/12/31	2/23/2004	603,029 50	657,421 40	(54,391 90)
49,500 00	TYSON FOODS INC (DEL)	CLS A COM	86/12/31-04/12/31	2/24/2004	741,891 81	746,032 80	(4,140 99)
8,500 00	US BANCORP DEL	COM NEW	86/12/31-04/12/31	2/4/2004	237,817 99	230,588 44	7,229 55
11,500 00	US BANCORP DEL	COM NEW	86/12/31-04/12/31	2/5/2004	318,008 38	310,913 63	7,094 75
10,500 00	US BANCORP DEL	COM NEW	86/12/31-04/12/31	2/6/2004	291,471 59	282,837 14	8,634 45
5,500 00	US BANCORP DEL	COM NEW	86/12/31-04/12/31	7/7/2004	152,711 62	161,452 50	(8,740 88)
4,500 00	WELLS FARGO + CO NEW	COM	86/12/31-04/12/31	2/11/2004	257,899 12	236,811 45	21,087 67
6,500 00	WELLS FARGO + CO NEW	COM	86/12/31-04/12/31	2/20/2004	370,985 07	328,352 05	42,633 02
8,500 00	WELLS FARGO + CO NEW	COM	86/12/31-04/12/31	2/23/2004	484,415 64	429,383 45	55,032 19
6,500 00	WELLS FARGO + CO NEW	COM	86/12/31-04/12/31	2/26/2004	371,782 88	328,352 05	43,430 83
4 500 00	WELLS FARGO + CO NEW	COM	86/12/31-04/12/31	2/27/2004	258,842 94	227,320 65	31,522 29
6,500 00	WELLS FARGO + CO NEW	COM	86/12/31-04/12/31	3/2/2004	374,216 39	325,722 70	48 493 69
8,000 00	WELLS FARGO + CO NEW	COM	86/12/31-04/12/31	3/3/2004	460,007 64	399,451 20	60,556 44
5,000 00	ASSURED GUARANTY LTD	SHS	86/12/31-04/12/31	4/23/2004	90,659 37	90,000 00	659 37
11,000 00	ASSURED GUARANTY LTD	SHS	86/12/31-04/12/31	4/26/2004	197,798 46	198,000 00	(201 54)
12,000 00	ASSURED GUARANTY LTD	SHS	86/12/31-04/12/31	4/27/2004	216,129 33	216,000 00	129 33
12,000 00	WEATHERFORD INTL LTD	COMMON STOCK	86/12/31-04/12/31	2/20/2004	525,888 55	461,436 40	64,452 15
5,500 00	WEATHERFORD INTL LTD	COMMON STOCK	86/12/31-04/12/31	2/23/2004	239,354 50	207,699 10	31,655 40
5,500 00	WEATHERFORD INTL LTD	COMMON STOCK	86/12/31-04/12/31	2/26/2004	246,660 96	206,423 75	40,237 21
3,000 00	WEATHERFORD INTL LTD	COMMON STOCK	86/12/31-04/12/31	2/27/2004	134,602 34	110,944 80	23,657 54
2,000 00	WEATHERFORD INTL LTD	COMMON STOCK	86/12/31-04/12/31	3/10/2004	88,511 94	73,963 20	14,548 74
6,000 00	WEATHERFORD INTL LTD	COMMON STOCK	86/12/31-04/12/31	3/11/2004	260,103 64	219,074 40	41,029 24
1,600 00	AGILENT TECHNOLOGIES INC	COM	86/12/31-04/12/31	5/19/2004	41,106 71	59,338 88	(18,232 17)
200 00	AGILENT TECHNOLOGIES INC	COM	86/12/31-04/12/31	5/20/2004	4,999 62	7,417 36	(2,417 74)
4,000 00	AGILENT TECHNOLOGIES INC	COM	86/12/31-04/12/31	6/8/2004	105,739 52	148,347 20	(42,607 68)
8,900 00	AGILENT TECHNOLOGIES INC	COM	86/12/31-04/12/31	6/9/2004	237,223 93	320,771 48	(83,547 55)
6,800 00	AGILENT TECHNOLOGIES INC	COM	86/12/31-04/12/31	8/13/2004	137,595 45	236,498 81	(98,903 36)
1,300 00	AGILENT TECHNOLOGIES INC	COM	86/12/31-04/12/31	8/16/2004	26,916 12	44,717 40	(17,801 28)
2,000 00	AGILENT TECHNOLOGIES INC	COM	86/12/31-04/12/31	8/17/2004	41,837 61	68,796 00	(26,958 39)
3,200 00	AGILENT TECHNOLOGIES INC	COM	86/12/31-04/12/31	8/17/2004	67,497 29	108,815 00	(41,317 71)
3,700 00	AGILENT TECHNOLOGIES INC	COM	86/12/31-04/12/31	8/25/2004	81,187 56	119,695 16	(38,507 60)
4,200 00	AGILENT TECHNOLOGIES INC	COM	86/12/31-04/12/31	9/1/2004	86,276 89	111,188 62	(24,911 73)
2,100 00	AGILENT TECHNOLOGIES INC	COM	86/12/31-04/12/31	9/2/2004	43,318 20	54,166 23	(10,848 03)
2,000 00	AGILENT TECHNOLOGIES INC	COM	86/12/31-04/12/31	8/30/2004	42,439 20	57,680 34	(15,241 14)
1,200 00	AGILENT TECHNOLOGIES INC	COM	86/12/31-04/12/31	8/31/2004	24,596 78	32,265 96	(7,669 18)
2,400 00	AMAZON COM INC	COM	86/12/31-04/12/31	4/20/2004	112,334 64	113,860 56	(1,525 92)
2,100 00	AMAZON COM INC	COM	86/12/31-04/12/31	4/21/2004	95,933 73	99,627 99	(3,694 26)
1,900 00	AMAZON COM INC	COM	86/12/31-04/12/31	6/4/2004	96,616 15	87,248 00	9,368 15
2,700 00	AMAZON COM INC	COM	86/12/31-04/12/31	6/8/2004	138,412 25	123,984 00	14,428 25
3,300 00	AMAZON COM INC	COM	86/12/31-04/12/31	7/12/2004	160,365 02	177,899 11	(17,534 09)
22,100 00	AMAZON COM INC	COM	86/12/31-04/12/31	9/30/2004	902,584 00	1,034,468 89	(131,902 89)
2,200 00	AMERICAN INTL GROUP INC	COM	86/12/31-04/12/31	3/1/2004	163,067 53	139,192 68	23,874 85
1,100 00	AMERICAN INTL GROUP INC	COM	86/12/31-04/12/31	3/2/2004	81,155 05	69,250 28	11,904 77
1,400 00	AMERICAN INTL GROUP INC	COM	86/12/31-04/12/31	3/3/2004	103,673 51	87,876 39	15,797 12
1,800 00	AMERICAN INTL GROUP INC	COM	86/12/31-04/12/31	5/7/2004	126,842 30	112,600 18	14,242 12
6,000 00	AMERICAN INTL GROUP INC	COM	86/12/31-04/12/31	6/8/2004	440,593 68	371,095 22	69,498 46
4,100 00	AMERICAN INTL GROUP INC	COM	86/12/31-04/12/31	7/12/2004	286,994 91	241,409 85	45,585 06
30,300 00	AMERICAN INTL GROUP INC	COM	86/12/31-04/12/31	9/30/2004	2,075,550 00	1,706,991 97	368,558 03
2 800 00	AMERICAN INTL GROUP INC	COM	86/12/31-04/12/31	2/27/2004	207,936 68	178,744 64	29,192 04
400 00	AMERICAN INTL GROUP INC	COM	86/12/31-04/12/31	6/29/2004	28,687 52	24,642 44	4,045 08
1,200 00	AMERICAN INTL GROUP INC	COM	86/12/31-04/12/31	6/29/2004	85,822 11	72,739 80	13,082 31
200 00	AMERICAN INTL GROUP INC	COM	86/12/31-04/12/31	6/29/2004	14,342 66	12,123 30	2,219 36
700 00	AMERICAN INTL GROUP INC	COM	86/12/31-04/12/31	6/29/2004	50,213 39	43,124 27	7,089 12
1,600 00	AMGEN INC	COM	86/12/31-04/12/31	1/27/2004	104,099 92	72,266 00	31,833 92
3,200 00	AMGEN INC	COM	86/12/31-04/12/31	2/12/2004	209,480 42	144,064 00	65,416 42
8,000 00	AMGEN INC	COM	86/12/31-04/12/31	6/9/2004	440,732 07	360,160 00	80,572 07

THE ROCKEFELLER FOUNDATION
EMPLOYEE ID NO 13-1659629
GAIN AND LOSSES FOR TAX ON INVESTMENT INCOME
FORM 990 PF 2004, PART IV

Shares/Par Value	Security Name	Security Description	Date Bought	Date Sold	Proceeds	Cost	Realized
5,600 00	AMGEN INC	COM	86/12/31-04/12/31	7/12/2004	300,187 12	327,702 78	(27,515 66)
40,900 00	AMGEN INC	COM	86/12/31-04/12/31	9/30/2004	2,371,791 00	2,116,796 57	254,994 43
1,600 00	AMGEN INC	COM	86/12/31-04/12/31	1/28/2004	103,601 38	72,032 00	31,569 38
2,300 00	ANHEUSER BUSCH COS INC	COM	86/12/31-04/12/31	2/4/2004	119,072 55	111,110 49	7,962 06
3,800 00	ANHEUSER BUSCH COS INC	COM	86/12/31-04/12/31	2/6/2004	197,419 75	182,592 94	14,826 81
3,000 00	ANHEUSER BUSCH COS INC	COM	86/12/31-04/12/31	2/20/2004	159,089 44	142,961 70	16,127 74
3,200 00	ANTHEM INC	COM	86/12/31-04/12/31	6/9/2004	288,527 32	284,726 76	3,800 56
2,600 00	ANTHEM INC	COM	86/12/31-04/12/31	7/12/2004	227,429 67	227,297 62	132 05
18,400 00	ANTHEM INC	COM	86/12/31-04/12/31	9/30/2004	1,593,808 00	1,543,785 78	50,022 22
2,000 00	APPLE COMPUTER	COM NPV	86/12/31-04/12/31	9/30/2004	77,360 00	73,076 60	4,283 40
4,600 00	APPLIED MATERIALS INC	COM	86/12/31-04/12/31	2/18/2004	101,870 50	78,022 68	23,847 82
2,500 00	APPLIED MATERIALS INC	COM	86/12/31-04/12/31	2/19/2004	56,366 10	39,739 50	16,626 60
10,700 00	APPLIED MATERIALS INC	COM	86/12/31-04/12/31	6/9/2004	201,957 76	163,131 16	38,826 60
9,000 00	APPLIED MATERIALS INC	COM	86/12/31-04/12/31	7/12/2004	161,951 20	125,949 48	36,001 72
2,200 00	APPLIED MATERIALS INC	COM	86/12/31-04/12/31	9/16/2004	37,101 68	29,288 08	7,813 60
4,400 00	APPLIED MATERIALS INC	COM	86/12/31-04/12/31	9/17/2004	74,022 98	55,700 00	18,322 98
61,300 00	APPLIED MATERIALS INC	COM	86/12/31-04/12/31	9/30/2004	1,003,481 00	1,165,594 70	(162,113 70)
2,100 00	AVON PRODS INC	COM	86/12/31-04/12/31	2/19/2004	148,459 05	117,040 50	31,418 55
8,800 00	AVON PRODS INC	COM	86/12/31-04/12/31	6/9/2004	393,774 93	234,082 88	159,692 05
3,200 00	AVON PRODS INC	COM	86/12/31-04/12/31	7/12/2004	146,138 65	83,024 48	63,114 17
35,200 00	AVON PRODS INC	COM	86/12/31-04/12/31	9/30/2004	1,516,768 00	1,083,673 85	433,094 15
2,800 00	BAKER HUGHES INC	COM	86/12/31-04/12/31	2/5/2004	97,646 82	90,280 46	7,366 36
2,900 00	BAKER HUGHES INC	COM	86/12/31-04/12/31	2/6/2004	101,263 24	93,229 73	8,033 51
3,900 00	BAKER HUGHES INC	COM	86/12/31-04/12/31	2/9/2004	136,782 19	124,140 74	12,641 45
5,100 00	BAKER HUGHES INC	COM	86/12/31-04/12/31	9/30/2004	221,289 00	219,472 89	1,816 11
2,500 00	BANK AMER CORP	COM	86/12/31-04/12/31	4/30/2004	201,408 28	201,003 36	404 92
3,000 00	BED BATH + BEYOND INC	COM	86/12/31-04/12/31	5/7/2004	109,834 32	128,221 41	(18,387 09)
2,700 00	BED BATH + BEYOND INC	COM	86/12/31-04/12/31	5/7/2004	98,330 88	113,718 67	(15,387 79)
2,300 00	BED BATH + BEYOND INC	COM	86/12/31-04/12/31	5/14/2004	83,512 42	94,783 01	(11,270 59)
5,300 00	BED BATH + BEYOND INC	COM	86/12/31-04/12/31	6/9/2004	201,368 78	214,655 93	(13,287 15)
2,400 00	BED BATH + BEYOND INC	COM	86/12/31-04/12/31	7/12/2004	87,482 03	95,458 56	(7,976 53)
900 00	BED BATH + BEYOND INC	COM	86/12/31-04/12/31	8/9/2004	31,236 64	35,796 96	(4,560 32)
15,300 00	BED BATH + BEYOND INC	COM	86/12/31-04/12/31	9/30/2004	570,231 00	600,259 68	(30,028 68)
3,100 00	BED BATH + BEYOND INC	COM	86/12/31-04/12/31	6/28/2004	120,723 57	123,300 64	(2,577 07)
2,800 00	BOSTON SCIENTIFIC CORP	COM	86/12/31-04/12/31	1/2/2004	102,635 06	55,984 18	46,650 88
2,500 00	BOSTON SCIENTIFIC CORP	COM	86/12/31-04/12/31	1/5/2004	90,020 77	49,985 88	40,034 89
400 00	BOSTON SCIENTIFIC CORP	COM	86/12/31-04/12/31	1/5/2004	14,506 72	7,997 74	6,508 98
2,400 00	BOSTON SCIENTIFIC CORP	COM	86/12/31-04/12/31	2/24/2004	96,409 27	102,509 76	(6,100 49)
7,100 00	BOSTON SCIENTIFIC CORP	COM	86/12/31-04/12/31	6/9/2004	296,027 56	315,539 40	(19,511 84)
58,900 00	BOSTON SCIENTIFIC CORP	COM	86/12/31-04/12/31	9/30/2004	2,308,880 00	2,373,669 50	(64,789 50)
1,100 00	BROADCOM CORP	CL A	86/12/31-04/12/31	1/22/2004	43,191 56	30,324 90	12,866 66
4,100 00	BROADCOM CORP	CL A	86/12/31-04/12/31	1/22/2004	160,855 96	124,066 00	36,789 96
2,500 00	BROADCOM CORP	CL A	86/12/31-04/12/31	2/3/2004	100,207 80	68,167 49	32,040 31
2,600 00	BROADCOM CORP	CL A	86/12/31-04/12/31	2/5/2004	100,028 75	68,455 92	31,572 83
5,200 00	BROADCOM CORP	CL A	86/12/31-04/12/31	2/5/2004	200,574 88	140,651 87	59,923 01
3,500 00	BROADCOM CORP	CL A	86/12/31-04/12/31	2/5/2004	134,808 43	92,855 26	41,953 17
1,800 00	BROADCOM CORP	CL A	86/12/31-04/12/31	2/5/2004	69,215 75	47,305 86	21,909 89
4,400 00	BROADCOM CORP	CL A	86/12/31-04/12/31	6/9/2004	189,965 55	180,030 18	9,935 37
2,100 00	BROADCOM CORP	CL A	86/12/31-04/12/31	7/12/2004	79,745 63	83,933 29	(4,187 66)
46,900 00	BROADCOM CORP	CL A	86/12/31-04/12/31	9/30/2004	1,278,025 00	1,628,521 99	(350,496 99)
5,200 00	CAREMARK RX INC	COM	86/12/31-04/12/31	6/9/2004	172,020 80	179,256 56	(7,235 76)
3,800 00	CAREMARK RX INC	COM	86/12/31-04/12/31	7/12/2004	118,348 22	128,405 91	(10,057 69)
4,700 00	CAREMARK RX INC	COM	86/12/31-04/12/31	8/4/2004	137,532 87	154,543 25	(17,010 38)
5,100 00	CAREMARK RX INC	COM	86/12/31-04/12/31	8/12/2004	142,489 13	158,098 46	(15,609 33)
2,500 00	CAREMARK RX INC	COM	86/12/31-04/12/31	9/13/2004	73,234 78	76,674 50	(3,439 72)
3,100 00	CAREMARK RX INC	COM	86/12/31-04/12/31	9/14/2004	91,438 24	95,076 38	(3,638 14)
2,000 00	CAREMARK RX INC	COM	86/12/31-04/12/31	9/20/2004	60,409 38	55,892 33	4,517 05
2,500 00	CAREMARK RX INC	COM	86/12/31-04/12/31	9/27/2004	78,464 16	66,787 60	11,676 56
800 00	CAREMARK RX INC	COM	86/12/31-04/12/31	9/28/2004	25,184 68	21,359 36	3,825 32
1,600 00	CAREMARK RX INC	COM	86/12/31-04/12/31	9/30/2004	51,680 00	42,509 08	9,170 92
4,800 00	CAREMARK RX INC	COM	86/12/31-04/12/31	7/29/2004	140,857 49	160,476 25	(19,618 76)
4,400 00	CARNIVAL CORP	PAIRED 1 COM CARN +1 TR SH BEN	86/12/31-04/12/31	6/9/2004	191,257 35	201,711 10	(10,453 75)
2,600 00	CARNIVAL CORP	PAIRED 1 COM CARN +1 TR SH BEN	86/12/31-04/12/31	7/12/2004	121,273 11	119,051 14	2,221 97
20,500 00	CARNIVAL CORP	PAIRED 1 COM CARN +1 TR SH BEN	86/12/31-04/12/31	9/30/2004	971,495 00	893,132 13	78,362 87
4,100 00	CISCO SYS INC	COM	86/12/31-04/12/31	2/9/2004	101,685 07	80,827 00	20,858 07
8,400 00	CISCO SYS INC	COM	86/12/31-04/12/31	2/13/2004	203,453 58	164,015 32	39,438 26
4,200 00	CISCO SYS INC	COM	86/12/31-04/12/31	2/17/2004	101,420 20	79,690 94	21,729 26
8,600 00	CISCO SYS INC	COM	86/12/31-04/12/31	4/2/2004	207,212 14	161,850 94	45,361 20
4,700 00	CISCO SYS INC	COM	86/12/31-04/12/31	5/3/2004	100,595 97	85,533 00	15,062 97
4,600 00	CISCO SYS INC	COM	86/12/31-04/12/31	5/17/2004	96,237 56	79,994 00	16,243 56
15,000 00	CISCO SYS INC	COM	86/12/31-04/12/31	6/9/2004	352,416 73	238,500 00	113,916 73
12,000 00	CISCO SYS INC	COM	86/12/31-04/12/31	7/12/2004	263,933 81	186,613 50	77,320 31
85,000 00	CISCO SYS INC	COM	86/12/31-04/12/31	9/30/2004	1,556,350 00	1,480,679 48	75,670 52
4,500 00	CISCO SYS INC	COM	86/12/31-04/12/31	4/29/2004	97,027 62	83,916 77	13,110 85
9,000 00	CISCO SYS INC	COM	86/12/31-04/12/31	4/30/2004	190,685 72	166,352 82	24,332 90
3,700 00	CISCO SYS INC	COM	86/12/31-04/12/31	8/27/2004	71,464 19	66,038 34	5,425 85
2,100 00	CITIGROUP INC	COM	86/12/31-04/12/31	1/22/2004	105,968 80	95,851 06	10,117 74
2,600 00	CITIGROUP INC	COM	86/12/31-04/12/31	2/13/2004	128,573 33	118,508 96	10,064 37
2,100 00	CITIGROUP INC	COM	86/12/31-04/12/31	2/23/2004	103,420 96	94,343 99	9,076 97
4,000 00	CITIGROUP INC	COM	86/12/31-04/12/31	3/1/2004	201,540 93	177,328 51	24,212 42
1,500 00	CITIGROUP INC	COM	86/12/31-04/12/31	3/2/2004	75,245 91	65,708 80	9,537 11
4,000 00	CITIGROUP INC	COM	86/12/31-04/12/31	3/15/2004	196,633 12	173,658 23	22,974 89
2,000 00	CITIGROUP INC	COM	86/12/31-04/12/31	3/22/2004	99,730 10	86,657 45	13,072 65
2,100 00	CITIGROUP INC	COM	86/12/31-04/12/31	5/20/2004	95,191 19	90,573 41	4,617 78
8,800 00	CITIGROUP INC	COM	86/12/31-04/12/31	6/9/2004	415,130 27	378,999 81	36,130 46

THE ROCKEFELLER FOUNDATION
EMPLOYEE ID NO 13-1659629
GAIN AND LOSSES FOR TAX ON INVESTMENT INCOME
FORM 990 PF 2004, PART IV

Shares/Par Value	Security Name	Security Description	Date Bought	Date Sold	Proceeds	Cost	Realized
9,600 00	CITIGROUP INC	COM	86/12/31-04/12/31	7/12/2004	430,904 14	385,080 41	45,823 73
45,700 00	CITIGROUP INC	COM	86/12/31-04/12/31	9/30/2004	2,042,790 00	1,453,971 06	588,818 94
1,400 00	CITIGROUP INC	COM	86/12/31-04/12/31	9/28/2004	61,580 77	60,119 78	1,460 99
1,600 00	CLEAR CHANNEL COMMUNICATIONS	COM	86/12/31-04/12/31	2/3/2004	71,906 07	61,612 80	10,293 27
3,000 00	CLEAR CHANNEL COMMUNICATIONS	COM	86/12/31-04/12/31	2/3/2004	134,912 07	118 791 72	16,120 35
500 00	CLEAR CHANNEL COMMUNICATIONS	COM	86/12/31-04/12/31	2/6/2004	22,228 60	18,630 40	3 598 20
2,300 00	CLEAR CHANNEL COMMUNICATIONS	COM	86/12/31-04/12/31	2/9/2004	102,905 68	86,181 34	16 724 34
900 00	CLEAR CHANNEL COMMUNICATIONS	COM	86/12/31-04/12/31	2/9/2004	40,458 05	33,534 72	6,923 33
800 00	CLEAR CHANNEL COMMUNICATIONS	COM	86/12/31-04/12/31	2/9/2004	35,639 85	30,035 66	5,604 19
3,000 00	CLEAR CHANNEL COMMUNICATIONS	COM	86/12/31-04/12/31	2/10/2004	136,268 01	114,503 96	21,764 05
2,100 00	CLEAR CHANNEL COMMUNICATIONS	COM	86/12/31-04/12/31	2/10/2004	96,331 93	79,336 74	16,995 19
2,500 00	CLEAR CHANNEL COMMUNICATIONS	COM	86/12/31-04/12/31	2/10/2004	114,978 11	93,987 70	20,990 41
1,400 00	CLEAR CHANNEL COMMUNICATIONS	COM	86/12/31-04/12/31	2/10/2004	63,188 27	53,038 16	10,150 11
2,200 00	CLEAR CHANNEL COMMUNICATIONS	COM	86/12/31-04/12/31	2/11/2004	103,245 34	80,243 98	23,001 36
2,000 00	CLEAR CHANNEL COMMUNICATIONS	COM	86/12/31-04/12/31	2/17/2004	91,036 33	68,252 00	22,784 33
2,300 00	CLEAR CHANNEL COMMUNICATIONS	COM	86/12/31-04/12/31	2/23/2004	101,181 78	79,810 00	21,371 78
4,500 00	CLEAR CHANNEL COMMUNICATIONS	COM	86/12/31-04/12/31	2/23/2004	199,960 03	156,060 60	43,899 43
400 00	CLEAR CHANNEL COMMUNICATIONS	COM	86/12/31-04/12/31	2/24/2004	16,921 33	13,880 00	3,041 33
4,700 00	COCA COLA CO	COM	86/12/31-04/12/31	6/9/2004	242,315 04	245,948 18	(3,633 14)
3,300 00	COCA COLA CO	COM	86/12/31-04/12/31	7/12/2004	167,058 58	171,846 18	(4,787 60)
100 00	COCA COLA CO	COM	86/12/31-04/12/31	8/5/2004	4,421 09	5,092 00	(670 91)
400 00	COCA COLA CO	COM	86/12/31-04/12/31	8/6/2004	17,423 59	20,368 00	(2,944 41)
100 00	COCA COLA CO	COM	86/12/31-04/12/31	8/9/2004	4,336 36	5,092 00	(755 64)
100 00	COCA COLA CO	COM	86/12/31-04/12/31	8/10/2004	4,324 20	5,092 00	(767 80)
3,700 00	COCA COLA CO	COM	86/12/31-04/12/31	8/11/2004	162,688 51	188,169 74	(25,481 23)
3,200 00	COCA COLA CO	COM	86/12/31-04/12/31	8/23/2004	141,533 96	162,019 49	(20,485 53)
1,900 00	COCA COLA CO	COM	86/12/31-04/12/31	9/8/2004	82,574 53	95,917 39	(13,342 86)
5,100 00	COCA COLA CO	COM	86/12/31-04/12/31	9/13/2004	218,263 66	254,977 49	(36,713 83)
100 00	COCA COLA CO	COM	86/12/31-04/12/31	9/30/2004	4,001 00	4,980 49	(979 49)
6,400 00	COCA COLA CO	COM	86/12/31-04/12/31	7/29/2004	274,460 77	328,940 46	(54,479 69)
6,000 00	COMCAST CORP NEW	CL A SPL	86/12/31-04/12/31	1/22/2004	209,709 97	150,646 67	59,063 30
6,600 00	COMCAST CORP NEW	CL A SPL	86/12/31-04/12/31	2/11/2004	202,214 51	165 711 34	36,503 17
6,600 00	COMCAST CORP NEW	CL A SPL	86/12/31-04/12/31	2/11/2004	201,026 57	165,711 33	35,315 24
6 600 00	COMCAST CORP NEW	CL A SPL	86/12/31-04/12/31	2/11/2004	201,422 55	165,711 33	35,711 22
1,000 00	COMCAST CORP NEW	CL A SPL	86/12/31-04/12/31	3/1/2004	29,171 56	25,107 78	4,063 78
1,560 00	COMCAST CORP NEW	CL A SPL	86/12/31-04/12/31	3/2/2004	45,446 48	39,168 13	6,278 35
1,220 00	COMCAST CORP NEW	CL A SPL	86/12/31-04/12/31	3/2/2004	35,278 70	30,631 49	4,647 21
560 00	COMCAST CORP NEW	CL A SPL	86/12/31-04/12/31	3/2/2004	16,166 06	14,060 36	2,105 70
590 00	COMCAST CORP NEW	CL A SPL	86/12/31-04/12/31	3/2/2004	17,188 09	14,813 59	2,374 50
840 00	COMCAST CORP NEW	CL A SPL	86/12/31-04/12/31	3/2/2004	24,591 04	21,090 53	3 500 51
1,400 00	COMCAST CORP NEW	CL A SPL	86/12/31-04/12/31	3/3/2004	41,152 09	35,150 89	6,001 20
1,130 00	COMCAST CORP NEW	CL A SPL	86/12/31-04/12/31	3/3/2004	32,725 67	28,371 79	4,353 88
3,500 00	COMCAST CORP NEW	CL A SPL	86/12/31-04/12/31	3/4/2004	103,831 14	87,877 22	15,953 92
7,000 00	COMCAST CORP NEW	CL A SPL	86/12/31-04/12/31	3/17/2004	195,572 35	175,754.45	19,817 90
7,000 00	COMCAST CORP NEW	CL A SPL	86/12/31-04/12/31	3/17/2004	195,045 28	175,754 45	19,290 83
3,500 00	COMCAST CORP NEW	CL A SPL	86/12/31-04/12/31	3/19/2004	98,088 21	87,877 22	10,210 99
3,600 00	COMCAST CORP NEW	CL A SPL	86/12/31-04/12/31	3/25/2004	99,056 61	90,358 92	8,697 69
1,400 00	COMCAST CORP NEW	CL A SPL	86/12/31-04/12/31	3/26/2004	38,834 62	35,119 34	3,715 28
300 00	COMCAST CORP NEW	CL A SPL	86/12/31-04/12/31	3/26/2004	8,317 35	7,514 73	802 62
1,900 00	COMCAST CORP NEW	CL A SPL	86/12/31-04/12/31	3/26/2004	52,575 88	46,158 30	6,417 58
3,600 00	COMCAST CORP NEW	CL A SPL	86/12/31-04/12/31	3/26/2004	102,220 88	89,700 60	12,520 28
9,400 00	COMCAST CORP NEW	CL A SPL	86/12/31-04/12/31	3/29/2004	265 596 02	227,781 14	37,814 88
7,000 00	COMCAST CORP NEW	CL A SPL	86/12/31-04/12/31	3/30/2004	195,708 85	189,621 60	6,087 25
8 600 00	CORNING INC	COM	86/12/31-04/12/31	2/18/2004	112,728 66	113,524 30	(795 64)
9,900 00	CORNING INC	COM	86/12/31-04/12/31	4/23/2004	117,728 05	129,782 79	(12,056 74)
22,600 00	CORNING INC	COM	86/12/31-04/12/31	6/9/2004	288,470 92	292 691 46	(4,220 54)
19,400 00	CORNING INC	COM	86/12/31-04/12/31	7/12/2004	228,646 90	249 439 67	(20,792 77)
163,100 00	CORNING INC	COM	86/12/31-04/12/31	9/30/2004	1,812 041 00	1 899 031 00	(86,990 00)
3,000 00	DELL INC	COM	86/12/31-04/12/31	2/13/2004	103,254 26	85,343 70	17,910 56
2,900 00	DELL INC	COM	86/12/31-04/12/31	2/13/2004	100,233 80	81,055 00	19,178 80
5,800 00	DELL INC	COM	86/12/31-04/12/31	2/13/2004	201,483 71	163,741 01	37,742 70
2,900 00	DELL INC	COM	86/12/31-04/12/31	2/13/2004	100,340 51	82,498 91	17,841 60
17,300 00	DELL INC	COM	86/12/31-04/12/31	6/9/2004	604,015 34	474,822 37	129,192 97
13,000 00	DELL INC	COM	86/12/31-04/12/31	7/12/2004	459,344 23	382,271 95	77,072 28
91,200 00	DELL INC	COM	86/12/31-04/12/31	9/30/2004	3,232,128 00	2,771,772 19	460,355 81
7,000 00	EMC CORP	COM	86/12/31-04/12/31	1/13/2004	101,005 25	94,838 72	6,166 53
6,000 00	EMC CORP	COM	86/12/31-04/12/31	2/18/2004	85,254 19	80,998 74	4,255 45
7,100 00	EMC CORP	COM	86/12/31-04/12/31	2/19/2004	102,210 34	94,339 29	7,871 05
12,600 00	EMC CORP	COM	86/12/31-04/12/31	6/9/2004	144,455 60	165,561 25	(21,105 65)
16,000 00	EMC CORP	COM	86/12/31-04/12/31	7/12/2004	170,496 79	208,749 46	(38,252 67)
7,200 00	EMC CORP	COM	86/12/31-04/12/31	8/16/2004	68,921 81	93,765 72	(24,843 91)
2,600 00	EMC CORP	COM	86/12/31-04/12/31	8/17/2004	25,882 39	33,850 44	(7,968 05)
4,600 00	EMC CORP	COM	86/12/31-04/12/31	8/18/2004	46,282 27	59,889 24	(13,606 97)
2,000 00	EMC CORP	COM	86/12/31-04/12/31	8/18/2004	20,922 30	25,600 00	(4,677 70)
5,000 00	EMC CORP	COM	86/12/31-04/12/31	8/18/2004	52,472 26	64,329 10	(11,856 84)
6,600 00	EMC CORP	COM	86/12/31-04/12/31	8/25/2004	71,292 84	83,850 00	(12,557 16)
6,800 00	EMC CORP	COM	86/12/31-04/12/31	9/8/2004	71,773 67	85,404 60	(13,630 93)
10,100 00	EMC CORP	COM	86/12/31-04/12/31	9/14/2004	112,501 25	126,710 81	(14,209 56)
2,300 00	EMC CORP	COM	86/12/31-04/12/31	9/16/2004	24,666 92	29,008 18	(4,341 26)
5,500 00	EMC CORP	COM	86/12/31-04/12/31	9/16/2004	58,913 51	69,410 00	(10,496 49)
6,700 00	EMC CORP	COM	86/12/31-04/12/31	9/22/2004	73,565 61	84,537 92	(10,972 31)
6,700 00	EMC CORP	COM	86/12/31-04/12/31	9/27/2004	73,633 27	82,740 78	(9,107 51)
800 00	EMC CORP	COM	86/12/31-04/12/31	9/27/2004	8,768 11	9,850 40	(1,082 29)
7,300 00	EMC CORP	COM	86/12/31-04/12/31	9/30/2004	82,855 00	79,204 27	3,650 73
5,600 00	EMC CORP	COM	86/12/31-04/12/31	9/28/2004	61,727 90	61,915 04	(187 14)

THE ROCKEFELLER FOUNDATION
EMPLOYEE ID NO 13-1659629
GAIN AND LOSSES FOR TAX ON INVESTMENT INCOME
FORM 990 PF 2004, PART IV

Shares/Par Value	Security Name	Security Description	Date Bought	Date Sold	Proceeds	Cost	Realized
6,600 00	EMC CORP	COM	86/12/31-04/12/31	9/28/2004	71,347 62	75,981 90	(4,634 28)
1,500 00	EBAY INC	COM	86/12/31-04/12/31	2/13/2004	103,099 17	97,162 65	5,936 52
2,600 00	EBAY INC	COM	86/12/31-04/12/31	4/20/2004	194,810 05	116,299 94	78,510 11
1,300 00	EBAY INC	COM	86/12/31-04/12/31	4/21/2004	96,438 63	57,985 72	38,452 91
1,300 00	EBAY INC	COM	86/12/31-04/12/31	4/22/2004	105,418 82	57,985 72	47,433 10
1,200 00	EBAY INC	COM	86/12/31-04/12/31	4/23/2004	98,220 10	53,176 44	45,043 66
1,200 00	EBAY INC	COM	86/12/31-04/12/31	4/27/2004	100,658 68	52,478 76	48,179 92
1 300 00	EBAY INC	COM	86/12/31-04/12/31	5/26/2004	111,497 60	63,666 98	47,830 62
5,300 00	EBAY INC	COM	86/12/31-04/12/31	6/9/2004	467,023 47	234,965 52	232,057 95
4,000 00	EBAY INC	COM	86/12/31-04/12/31	7/12/2004	333,017 40	269,287 60	63,729 80
36,900 00	EBAY INC	COM	86/12/31-04/12/31	9/30/2004	3,400,704 00	2,326,329 16	1,074,374 84
1,200 00	EBAY INC	COM	86/12/31-04/12/31	4/28/2004	99,942 78	52,478 76	47,464 02
1,200 00	EBAY INC	COM	86/12/31-04/12/31	4/29/2004	98,013 22	52,478 76	45,534 46
2,100 00	ELECTRONIC ARTS INC	COM	86/12/31-04/12/31	1/6/2004	101,857 82	102,235 39	(377 57)
2,000 00	ELECTRONIC ARTS INC	COM	86/12/31-04/12/31	1/7/2004	97,702 82	94,825 24	2,877 58
2,200 00	ELECTRONIC ARTS INC	COM	86/12/31-04/12/31	2/18/2004	101,355 85	102,375 57	(1,019 72)
2,200 00	ELECTRONIC ARTS INC	COM	86/12/31-04/12/31	3/22/2004	104,746 71	102,208 04	2,538 67
6,800 00	ELECTRONIC ARTS INC	COM	86/12/31-04/12/31	6/9/2004	358,317 60	246,594 18	111,723 42
4,700 00	ELECTRONIC ARTS INC	COM	86/12/31-04/12/31	7/12/2004	252,514 74	158,893 13	93,621 61
43,100 00	ELECTRONIC ARTS INC	COM	86/12/31-04/12/31	9/30/2004	2,020,097 00	1,931,542 90	88,554 10
1,300 00	FEDERAL NATL MTG ASSN	COM	86/12/31-04/12/31	1/5/2004	96,348 36	93,135 33	3,213 03
1,400 00	FEDERAL NATL MTG ASSN	COM	86/12/31-04/12/31	1/8/2004	102,696 94	99,914 74	2,782 20
2,800 00	FEDERAL NATL MTG ASSN	COM	86/12/31-04/12/31	1/16/2004	206,094 14	198,600 08	7,494 06
1,200 00	FEDERAL NATL MTG ASSN	COM	86/12/31-04/12/31	1/20/2004	87,635 61	85,114 32	2,521 29
1,800 00	FEDERAL NATL MTG ASSN	COM	86/12/31-04/12/31	1/20/2004	132,138 83	127,671 48	4,467 35
1,400 00	FEDERAL NATL MTG ASSN	COM	86/12/31-04/12/31	1/21/2004	103,588 98	99,300 04	4,288 94
4,100 00	FOREST LABS INC	COM	86/12/31-04/12/31	6/9/2004	259,136 48	310,964 91	(51,828 43)
2,100 00	FOREST LABS INC	COM	86/12/31-04/12/31	7/12/2004	109,333 93	156,677 96	(47,344 03)
800 00	FOREST LABS INC	COM	86/12/31-04/12/31	9/1/2004	25,279 08	44,496 42	(19,217 34)
1,300 00	FOREST LABS INC	COM	86/12/31-04/12/31	9/1/2004	55,067 62	96,389 92	(41,322 30)
17,200 00	FOREST LABS INC	COM	86/12/31-04/12/31	9/30/2004	771,592 00	1,159,664 40	(388,072 40)
1,800 00	FRANKLIN RES INC	COM	86/12/31-04/12/31	2/4/2004	102,001 76	103,294 76	(1,293 00)
700 00	FRANKLIN RES INC	COM	86/12/31-04/12/31	6/9/2004	35,254 67	41,329 12	(6,074 45)
1,200 00	FRANKLIN RES INC	COM	86/12/31-04/12/31	7/12/2004	56,884 66	70,540 12	(13,655 46)
11,800 00	FRANKLIN RES INC	COM	86/12/31-04/12/31	9/30/2004	649,000 00	616,275 02	32,724 98
8,400 00	GENERAL ELEC CO	COM	86/12/31-04/12/31	2/23/2004	279,257 17	325,278 00	(46,020 83)
6,200 00	GENERAL ELEC CO	COM	86/12/31-04/12/31	3/4/2004	203,445 05	210,979 09	(7,534 04)
3,200 00	GENERAL ELEC CO	COM	86/12/31-04/12/31	5/24/2004	98,078 02	100,960 00	(2,881 98)
2,300 00	GENERAL ELEC CO	COM	86/12/31-04/12/31	5/25/2004	71,114 56	72,392 04	(1,277 48)
21,300 00	GENERAL ELEC CO	COM	86/12/31-04/12/31	6/9/2004	668,107 83	578,816 69	89,291 14
2,400 00	GENERAL ELEC CO	COM	86/12/31-04/12/31	6/16/2004	76,898 99	61,717 92	15,181 07
2,700 00	GENERAL ELEC CO	COM	86/12/31-04/12/31	6/17/2004	87,028 14	69,432 66	17,595 48
6,400 00	GENERAL ELEC CO	COM	86/12/31-04/12/31	6/18/2004	207,501 69	162,791 62	44,710 07
5,500 00	GENERAL ELEC CO	COM	86/12/31-04/12/31	6/25/2004	181,701 99	137,500 00	44,201 99
5,400 00	GENERAL ELEC CO	COM	86/12/31-04/12/31	7/1/2004	172,619 37	123,139 77	49,479 60
2,900 00	GENERAL ELEC CO	COM	86/12/31-04/12/31	7/6/2004	91,523 59	96,358 50	(4,834 91)
2,800 00	GENERAL ELEC CO	COM	86/12/31-04/12/31	7/6/2004	88,407 92	93,198 00	(4,790 08)
2,700 00	GENERAL ELEC CO	COM	86/12/31-04/12/31	7/7/2004	86,059 40	84,599 00	1,460 40
2,700 00	GENERAL ELEC CO	COM	86/12/31-04/12/31	7/8/2004	85,629 84	83,422 71	2,207 13
5,400 00	GENERAL ELEC CO	COM	86/12/31-04/12/31	7/8/2004	171,361 20	167,418 12	3,943 08
8,400 00	GENERAL ELEC CO	COM	86/12/31-04/12/31	7/12/2004	270,179 66	253,119 30	17,060 36
2,600 00	GENERAL ELEC CO	COM	86/12/31-04/12/31	7/12/2004	83,753 65	78,078 00	5,675 65
2,100 00	GENERAL ELEC CO	COM	86/12/31-04/12/31	7/14/2004	69,508 37	62,456 03	7,052 34
4,900 00	GENERAL ELEC CO	COM	86/12/31-04/12/31	7/19/2004	162,014 70	144,854 95	17,159 75
2,200 00	GENERAL ELEC CO	COM	86/12/31-04/12/31	7/21/2004	73,116 82	64,992 18	8,124 64
2,200 00	GENERAL ELEC CO	COM	86/12/31-04/12/31	7/22/2004	72,441 22	64,992 18	7,449 04
28,000 00	GENERAL ELEC CO	COM	86/12/31-04/12/31	9/30/2004	936,600 00	820,965 88	115,634 12
5,400 00	GENERAL ELEC CO	COM	86/12/31-04/12/31	6/28/2004	174,333 83	135,000 00	39,333 83
2,700 00	GENERAL ELEC CO	COM	86/12/31-04/12/31	6/28/2004	88,162 65	67,500 00	20,662 65
2,700 00	GENERAL ELEC CO	COM	86/12/31-04/12/31	6/29/2004	87,339 71	67,500 00	19,839 71
3,100 00	GENERAL ELEC CO	COM	86/12/31-04/12/31	6/29/2004	100,198 95	77,500 00	22,698 95
1,500 00	GENERAL ELEC CO	COM	86/12/31-04/12/31	6/29/2004	48,501 36	37,500 00	11,001 36
2,700 00	GENERAL ELEC CO	COM	86/12/31-04/12/31	6/30/2004	86,762 19	65,584 72	21,177 47
1,800 00	GILEAD SCIENCES INC	COM	86/12/31-04/12/31	2/3/2004	102,221 17	104,596 58	(2,375 41)
1,800 00	GILEAD SCIENCES INC	COM	86/12/31-04/12/31	2/4/2004	101,240 39	104,516 10	(3,275 71)
3,600 00	GILEAD SCIENCES INC	COM	86/12/31-04/12/31	2/5/2004	200,897 58	207,706 93	(6,809 35)
1,500 00	GILEAD SCIENCES INC	COM	86/12/31-04/12/31	2/6/2004	84,411 69	85,795 26	(1,383 57)
1,800 00	GILEAD SCIENCES INC	COM	86/12/31-04/12/31	2/10/2004	103,416 13	93,180 44	10,235 69
1,400 00	GILEAD SCIENCES INC	COM	86/12/31-04/12/31	2/10/2004	80,182 92	77,829 88	2,353 04
3,000 00	GOLDMAN SACHS GROUP INC	COM	86/12/31-04/12/31	1/6/2004	290,385 20	287,831 70	2,553 50
400 00	GOLDMAN SACHS GROUP INC	COM	86/12/31-04/12/31	1/7/2004	38,900 81	38,377 56	523 25
2,200 00	GOLDMAN SACHS GROUP INC	COM	86/12/31-04/12/31	1/8/2004	215,435 90	210,437 48	4,998 42
1,800 00	GOLDMAN SACHS GROUP INC	COM	86/12/31-04/12/31	1/8/2004	176,283 74	161,742 03	14,541 71
1,000 00	GOLDMAN SACHS GROUP INC	COM	86/12/31-04/12/31	1/8/2004	98,464 48	87,866 60	10,597 88
1,800 00	GOLDMAN SACHS GROUP INC	COM	86/12/31-04/12/31	1/14/2004	177,147 70	157,107 01	20,040 69
2,200 00	GOLDMAN SACHS GROUP INC	COM	86/12/31-04/12/31	1/14/2004	218,369 47	190,708 04	27,661 43
3,300 00	INTEL CORP	COM	86/12/31-04/12/31	2/12/2004	102,493 85	79,530 00	22,963 85
3,700 00	INTEL CORP	COM	86/12/31-04/12/31	4/2/2004	103,009 65	73,819 00	29,190 65
3,600 00	INTEL CORP	COM	86/12/31-04/12/31	4/5/2004	101,607 61	70,970 40	30,637 21
3,600 00	INTEL CORP	COM	86/12/31-04/12/31	4/6/2004	101,718 13	70,970 40	30,747 73
7,400 00	INTEL CORP	COM	86/12/31-04/12/31	4/27/2004	200,768 39	145,883 60	54,884 79
18,200 00	INTEL CORP	COM	86/12/31-04/12/31	6/9/2004	521,690 77	355,828 32	165,862 45
14,700 00	INTEL CORP	COM	86/12/31-04/12/31	7/12/2004	380,500 58	328,920 09	51,580 49
6,200 00	INTEL CORP	COM	86/12/31-04/12/31	8/11/2004	135,579 04	135,134 15	444 89
6,200 00	INTEL CORP	COM	86/12/31-04/12/31	8/16/2004	133,823 24	146,527 04	(12,703 80)

THE ROCKEFELLER FOUNDATION
EMPLOYEE ID NO 13-1659629
GAIN AND LOSSES FOR TAX ON INVESTMENT INCOME
FORM 990 PF 2004, PART IV

Shares/Par Value	Security Name	Security Description	Date Bought	Date Sold	Proceeds	Cost	Realized
4,000 00	INTEL CORP	COM	86/12/31-04/12/31	8/23/2004	88,067 93	86,989 20	1,078 73
3,700 00	INTEL CORP	COM	86/12/31-04/12/31	8/24/2004	80,486 80	80,373 62	113 18
1,500 00	INTEL CORP	COM	86/12/31-04/12/31	8/24/2004	32,591 38	31,939 48	651 90
3,800 00	INTEL CORP	COM	86/12/31-04/12/31	8/24/2004	82,743 05	82,545 88	197 17
2,700 00	INTEL CORP	COM	86/12/31-04/12/31	8/24/2004	58,683 12	58,670 78	12 34
1,500 00	INTEL CORP	COM	86/12/31-04/12/31	8/25/2004	32,886 57	31,203 00	1,683 57
61,700 00	INTEL CORP	COM	86/12/31-04/12/31	9/30/2004	1,238 936 00	1,170,489 75	68,446 25
7,500 00	INTEL CORP	COM	86/12/31-04/12/31	1/29/2004	232,789 08	187,468 00	45,321 08
3,800 00	INTEL CORP	COM	86/12/31-04/12/31	4/29/2004	101,109 92	74,438 30	26,671 62
3,300 00	INTEL CORP	COM	86/12/31-04/12/31	8/27/2004	72,718 08	68,560 95	4,157 13
1,500 00	INTERNATIONAL GAME TECHNOLOGY	COM	86/12/31-04/12/31	7/12/2004	55,236 20	58 232 40	(2,996 20)
3,700 00	INTERNATIONAL GAME TECHNOLOGY	COM	86/12/31-04/12/31	8/25/2004	106,155 69	142,995 28	(36,839 59)
5,400 00	INTERNATIONAL GAME TECHNOLOGY	COM	86/12/31-04/12/31	8/26/2004	157,097 97	203,320 08	(46,222 11)
2,600 00	INTERNATIONAL GAME TECHNOLOGY	COM	86/12/31-04/12/31	9/2/2004	78,451 86	95,789 10	(17,337 24)
1,000 00	INTERNATIONAL GAME TECHNOLOGY	COM	86/12/31-04/12/31	9/2/2004	30,210 79	32,249 69	(2,038 90)
200 00	INTERNATIONAL GAME TECHNOLOGY	COM	86/12/31-04/12/31	9/3/2004	6,040 85	6,435 80	(394 95)
2,400 00	INTERNATIONAL GAME TECHNOLOGY	COM	86/12/31-04/12/31	9/7/2004	76,210 21	74,107 38	2,102 83
4,000 00	INTERNATIONAL GAME TECHNOLOGY	COM	86/12/31-04/12/31	9/7/2004	127,006 62	127,300 38	(293 76)
8,700 00	J P MORGAN CHASE + CO	COM	86/12/31-04/12/31	6/9/2004	327,593 43	239,189 79	88,403 64
6,500 00	JPMORGAN CHASE + CO	COM	86/12/31-04/12/31	7/12/2004	238,662 70	167,443 30	71,219 40
46,100 00	JPMORGAN CHASE + CO	COM	86/12/31-04/12/31	9/30/2004	1,829,248 00	1,741,085 29	88,162 71
3,900 00	JUNIPER NETWORKS INC	COM	86/12/31-04/12/31	1/16/2004	110,526 66	72,852 21	37,674 45
3,100 00	JUNIPER NETWORKS INC	COM	86/12/31-04/12/31	1/16/2004	89,026 59	58,210 87	30,815 72
5,100 00	JUNIPER NETWORKS INC	COM	86/12/31-04/12/31	1/26/2004	148,846 72	94,000 65	54,846 07
11,200 00	JUNIPER NETWORKS INC	COM	86/12/31-04/12/31	6/9/2004	230,820 98	307,744 56	(76,923 58)
14,200 00	JUNIPER NETWORKS INC	COM	86/12/31-04/12/31	7/12/2004	316,013 59	384,353 10	(68,339 51)
84,100 00	JUNIPER NETWORKS INC	COM	86/12/31-04/12/31	9/30/2004	1,968,781 00	1,996,744 85	(27,963 85)
2,200 00	KOHLS CORP	COM	86/12/31-04/12/31	1/6/2004	99,497 15	111,085 92	(11,588 77)
2,000 00	KOHLS CORP	COM	86/12/31-04/12/31	1/21/2004	86,443 34	100,987 20	(14,543 86)
2,400 00	KOHLS CORP	COM	86/12/31-04/12/31	1/27/2004	105,489 69	119,744 65	(14,254 96)
2,200 00	KOHLS CORP	COM	86/12/31-04/12/31	2/3/2004	99,749 26	109,263 29	(9,514 03)
2,100 00	KOHLS CORP	COM	86/12/31-04/12/31	2/3/2004	95,215 20	103,636 68	(8,421 48)
3,400 00	LEHMAN BROTHERS HLDGS INC	COM	86/12/31-04/12/31	5/7/2004	245,635 74	285,317 50	(39,681 76)
1,400 00	LEHMAN BROTHERS HLDGS INC	COM	86/12/31-04/12/31	5/10/2004	99,782 94	116,105 54	(16,322 60)
1,300 00	LEHMAN BROTHERS HLDGS INC	COM	86/12/31-04/12/31	5/13/2004	97,300 25	106,886 60	(9,586 35)
1,300 00	LEHMAN BROTHERS HLDGS INC	COM	86/12/31-04/12/31	5/18/2004	96,854 75	106,408 66	(9,553 91)
4,000 00	LEHMAN BROTHERS HLDGS INC	COM	86/12/31-04/12/31	6/4/2004	303,903 68	310,826 06	(6,922 38)
1,300 00	LEHMAN BROTHERS HLDGS INC	COM	86/12/31-04/12/31	5/27/2004	98,362 19	105,608 88	(7,246 69)
1,300 00	LEHMAN BROTHERS HLDGS INC	COM	86/12/31-04/12/31	5/28/2004	97,598 59	103,826 30	(6 227 71)
1,900 00	LOWES COS INC	USD0 50	86/12/31-04/12/31	6/3/2004	104,422 69	79,427 60	24 995 09
9,300 00	LOWES COS INC	USD0 50	86/12/31-04/12/31	6/9/2004	514,882 44	384,105 58	130,776 86
5,600 00	LOWES COS INC	USD0 50	86/12/31-04/12/31	7/12/2004	286,407 53	247 753 24	38,654 29
44,500 00	LOWES COS INC	USD0 50	86/12/31-04/12/31	9/30/2004	2,439,490 00	2 159,380 30	280,109 70
4,000 00	MBNA CORP	COM	86/12/31-04/12/31	1/5/2004	99 915 30	58,777 78	41 137 52
4,000 00	MBNA CORP	COM	86/12/31-04/12/31	1/5/2004	100,395 29	58,690 50	41,704 79
4,000 00	MBNA CORP	COM	86/12/31-04/12/31	1/7/2004	100,867 66	58,524 80	42,342 86
200 00	MBNA CORP	COM	86/12/31-04/12/31	1/16/2004	5,385 58	2,926 24	2,459 34
3,700 00	MBNA CORP	COM	86/12/31-04/12/31	4/5/2004	102,802 83	62,184 42	40,618 41
1,500 00	MBNA CORP	COM	86/12/31-04/12/31	5/11/2004	36,006 65	24,625 80	11,380 85
4,100 00	MBNA CORP	COM	86/12/31-04/12/31	5/14/2004	98,620 31	65,546 41	33,073 90
13,600 00	MBNA CORP	COM	86/12/31-04/12/31	6/9/2004	359,779 56	200,595 95	159,183 61
11,700 00	MBNA CORP	COM	86/12/31-04/12/31	7/12/2004	288,810 06	169,858 06	118,952 00
62,845 00	MBNA CORP	COM	86/12/31-04/12/31	9/30/2004	1,605,689 75	980,726 22	624,963 53
3,400 00	MBNA CORP	COM	86/12/31-04/12/31	6/28/2004	88,052 15	49,720 03	38,332 12
1,700 00	MAXIM INTEGRATED PRODS INC	COM	86/12/31-04/12/31	3/4/2004	84,755 12	61,362 52	23,392 60
2,300 00	MAXIM INTEGRATED PRODS INC	COM	86/12/31-04/12/31	3/4/2004	115,015 98	84,423 06	30,592 92
1,500 00	MAXIM INTEGRATED PRODS INC	COM	86/12/31-04/12/31	3/9/2004	69,549 88	54,143 40	15,406 48
1,900 00	MAXIM INTEGRATED PRODS INC	COM	86/12/31-04/12/31	3/9/2004	87,617 35	68,581 64	19,035 71
600 00	MAXIM INTEGRATED PRODS INC	COM	86/12/31-04/12/31	3/10/2004	28,104 94	21,657 36	6,447 58
400 00	MAXIM INTEGRATED PRODS INC	COM	86/12/31-04/12/31	3/10/2004	18,565 27	14,438 24	4,127 03
2,100 00	MAXIM INTEGRATED PRODS INC	COM	86/12/31-04/12/31	3/12/2004	97,231 66	75,034 68	22,196 98
5,200 00	MAXIM INTEGRATED PRODS INC	COM	86/12/31-04/12/31	3/15/2004	240,744 36	183,989 80	56,754 56
3,000 00	MAXIM INTEGRATED PRODS INC	COM	86/12/31-04/12/31	3/15/2004	138,105 30	104,143 68	33,961 62
4,400 00	MAXIM INTEGRATED PRODS INC	COM	86/12/31-04/12/31	3/22/2004	197,197 66	131,653 28	65,544 38
4,100 00	MAXIM INTEGRATED PRODS INC	COM	86/12/31-04/12/31	3/24/2004	187,588 17	153,632 40	33,955 77
4,200 00	MEDTRONIC INC	COM	86/12/31-04/12/31	1/22/2004	207,075 49	181,729 58	25,345 91
2,100 00	MEDTRONIC INC	COM	86/12/31-04/12/31	1/26/2004	103,317 25	90,246 40	13,070 85
4,400 00	MEDTRONIC INC	COM	86/12/31-04/12/31	2/12/2004	210,328 62	188,760 00	21,568 62
3 200 00	MEDTRONIC INC	COM	86/12/31-04/12/31	2/12/2004	152,471 89	136,537 65	15,934 24
3,300 00	MEDTRONIC INC	COM	86/12/31-04/12/31	2/12/2004	157,236 64	141,570 00	15,666 64
2,100 00	MEDTRONIC INC	COM	86/12/31-04/12/31	2/13/2004	99,800 55	88 357 15	11 443 40
4,500 00	MEDTRONIC INC	COM	86/12/31-04/12/31	2/18/2004	217,654 79	185,799 60	31 855 19
2,100 00	MEDTRONIC INC	COM	86/12/31-04/12/31	2/19/2004	101,343 35	86 124 34	15 219 01
1,900 00	MEDTRONIC INC	COM	86/12/31-04/12/31	2/24/2004	90,110 63	74,485 74	15,624 89
4,200 00	MEDTRONIC INC	COM	86/12/31-04/12/31	3/1/2004	198,269 63	138,726 00	59,543 63
2,100 00	MEDTRONIC INC	COM	86/12/31-04/12/31	3/3/2004	99,541 78	69,363 00	30,178 78
4,000 00	MEDTRONIC INC	COM	86/12/31-04/12/31	3/5/2004	194,742 39	168,215 00	26,527 39
2,100 00	MEDTRONIC INC	COM	86/12/31-04/12/31	3/22/2004	98,494 13	96,921 30	1,572 83
1,900 00	MEDTRONIC INC	COM	86/12/31-04/12/31	5/10/2004	96,583 28	87,638 50	8,944 78
1,900 00	MEDTRONIC INC	COM	86/12/31-04/12/31	5/13/2004	96,778 98	87,492 32	9,286 66
3,900 00	MEDTRONIC INC	COM	86/12/31-04/12/31	5/25/2004	183,120 21	179,371 71	3,748 50
1,700 00	MEDTRONIC INC	COM	86/12/31-04/12/31	2/25/2004	80,616 80	56,464 39	24,152 41
600 00	MEDTRONIC INC	COM	86/12/31-04/12/31	2/26/2004	28,358 43	19,910 18	8,448 25
4,200 00	MEDTRONIC INC	COM	86/12/31-04/12/31	5/26/2004	193,954 81	200,512 53	(6,557 72)
2,100 00	MEDTRONIC INC	COM	86/12/31-04/12/31	5/26/2004	96,964 17	99,668 15	(2,703 98)

THE ROCKEFELLER FOUNDATION
EMPLOYEE ID NO 13-1659629
GAIN AND LOSSES FOR TAX ON INVESTMENT INCOME
FORM 990 PF 2004, PART IV

Shares/Par Value	Security Name	Security Description	Date Bought	Date Sold	Proceeds	Cost	Realized
3,800 00	MEDTRONIC INC	COM	86/12/31-04/12/31	5/27/2004	181,087 79	173,256 06	7,831 73
2,400 00	MERRILL LYNCH + CO INC	COM	86/12/31-04/12/31	2/13/2004	145,600 94	116,342 00	29,258 94
1,800 00	MERRILL LYNCH + CO INC	COM	86/12/31-04/12/31	5/4/2004	99,085 15	70,938 20	28,146 95
4,000 00	MERRILL LYNCH + CO INC	COM	86/12/31-04/12/31	5/7/2004	212,777 81	151,304 17	61,473 64
1,500 00	MERRILL LYNCH + CO INC	COM	86/12/31-04/12/31	5/18/2004	82,576 36	53,957 70	28,618 66
1,700 00	MERRILL LYNCH + CO INC	COM	86/12/31-04/12/31	6/9/2004	97,368 27	61,152 06	36,216 21
1,300 00	MERRILL LYNCH + CO INC	COM	86/12/31-04/12/31	6/18/2004	71,769 49	45,554 62	26,214 87
3,500 00	MERRILL LYNCH + CO INC	COM	86/12/31-04/12/31	7/8/2004	177,721 63	115,325 00	62,396 63
4,300 00	MERRILL LYNCH + CO INC	COM	86/12/31-04/12/31	7/9/2004	219,770 43	141,685 00	78,085 43
3,600 00	MERRILL LYNCH + CO INC	COM	86/12/31-04/12/31	4/30/2004	195,112 18	174,933 23	20,178 95
3,600 00	MERRILL LYNCH + CO INC	COM	86/12/31-04/12/31	4/30/2004	195,112 18	143,277 60	51,834 58
5,800 00	MERRILL LYNCH + CO INC	COM	86/12/31-04/12/31	4/30/2004	314,347 41	256,745 24	57,602 17
3,600 00	MICROSOFT CORP	COM	86/12/31-04/12/31	1/23/2004	103,040 48	105,189 60	(2,149 12)
2,300 00	MICROSOFT CORP	COM	86/12/31-04/12/31	2/18/2004	61,554 08	66,710 00	(5,155 92)
1,500 00	MICROSOFT CORP	COM	86/12/31-04/12/31	2/18/2004	40,471 55	43,635 00	(3,163 45)
19,000 00	MICROSOFT CORP	COM	86/12/31-04/12/31	3/2/2004	505,095 26	543,950 83	(38,855 57)
3,900 00	MICROSOFT CORP	COM	86/12/31-04/12/31	3/17/2004	98,373 65	110,383 12	(12,009 47)
4,000 00	MICROSOFT CORP	COM	86/12/31-04/12/31	3/22/2004	98,096 16	111,818 25	(13,722 09)
4,000 00	MICROSOFT CORP	COM	86/12/31-04/12/31	4/1/2004	99,625 26	110,440 00	(10,814 74)
8,000 00	MICROSOFT CORP	COM	86/12/31-04/12/31	4/2/2004	204,995 19	220,870 57	(15,875 38)
3,900 00	MICROSOFT CORP	COM	86/12/31-04/12/31	4/23/2004	107,071 99	107,311 03	(239 04)
3,800 00	MICROSOFT CORP	COM	86/12/31-04/12/31	5/13/2004	98,649 86	96,307 04	2,342 82
3,800 00	MICROSOFT CORP	COM	86/12/31-04/12/31	5/14/2004	98,176 01	96,187 50	1,988 51
4,100 00	MICROSOFT CORP	COM	86/12/31-04/12/31	6/2/2004	107,150 98	102,291 52	4,859 46
3,100 00	MICROSOFT CORP	COM	86/12/31-04/12/31	6/4/2004	80,927 32	77,126 66	3,800 66
24,700 00	MICROSOFT CORP	COM	86/12/31-04/12/31	6/9/2004	652,763 70	588,369 98	64,393 72
500 00	MICROSOFT CORP	COM	86/12/31-04/12/31	6/9/2004	13,213 29	11,400 00	1,813 29
3,600 00	MICROSOFT CORP	COM	86/12/31-04/12/31	6/9/2004	95,132 09	82,080 00	13,052 09
3,200 00	MICROSOFT CORP	COM	86/12/31-04/12/31	6/15/2004	87,985 13	72,960 00	15,025 13
3,200 00	MICROSOFT CORP	COM	86/12/31-04/12/31	6/17/2004	88,717 92	72,960 00	15,757 92
3,100 00	MICROSOFT CORP	COM	86/12/31-04/12/31	6/18/2004	86,751 46	70,680 00	16,071 46
2,800 00	MICROSOFT CORP	COM	86/12/31-04/12/31	6/21/2004	79,672 13	63,840 00	15,832 13
6,000 00	MICROSOFT CORP	COM	86/12/31-04/12/31	7/2/2004	170,456 60	136,800 00	33,656 60
7,800 00	MICROSOFT CORP	COM	86/12/31-04/12/31	7/12/2004	216,405 92	177,560 82	38,845 10
54,300 00	MICROSOFT CORP	COM	86/12/31-04/12/31	9/30/2004	1,497,051 00	1,414,953 86	82,097 14
1,700 00	MICROSOFT CORP	COM	86/12/31-04/12/31	1/29/2004	47,172 78	49,561 80	(2,389 02)
1,900 00	MICROSOFT CORP	COM	86/12/31-04/12/31	1/29/2004	52,733 92	55,271 00	(2,537 08)
8,000 00	MICROSOFT CORP	COM	86/12/31-04/12/31	3/30/2004	200,683 35	222,267 30	(21,583 95)
7,400 00	MICROSOFT CORP	COM	86/12/31-04/12/31	4/28/2004	197,094 38	197,051 06	43 32
2,600 00	MICROSOFT CORP	COM	86/12/31-04/12/31	4/29/2004	68,899 16	66,848 47	2,050 69
5,300 00	MICROSOFT CORP	COM	86/12/31-04/12/31	4/29/2004	140,629 55	137,424 23	3,205 32
7,600 00	MICROSOFT CORP	COM	86/12/31-04/12/31	4/29/2004	203,732 22	199,501 46	4,230 76
3,800 00	MICROSOFT CORP	COM	86/12/31-04/12/31	5/28/2004	99,135 87	95,049 75	4,086 12
2,000 00	MICROSOFT CORP	COM	86/12/31-04/12/31	5/28/2004	52,068 37	49,915 05	2,153 32
3,100 00	MICROSOFT CORP	COM	86/12/31-04/12/31	6/29/2004	88,053 43	70,680 00	17,373 43
1,800 00	MORGAN STANLEY	COM NEW	86/12/31-04/12/31	4/2/2004	102,243 54	102,545 64	(302 10)
6,000 00	MORGAN STANLEY	COM NEW	86/12/31-04/12/31	4/21/2004	316,252 58	339,011 92	(22,759 34)
5,900 00	MORGAN STANLEY	COM NEW	86/12/31-04/12/31	4/22/2004	309,262 49	323,052 25	(13,789 76)
3,800 00	MORGAN STANLEY	COM NEW	86/12/31-04/12/31	4/27/2004	204,337 93	203,534 99	802 94
5,600 00	MORGAN STANLEY	COM NEW	86/12/31-04/12/31	4/29/2004	296,065 06	298,022 98	(1,957 92)
12,200 00	MOTOROLA INC	COM	86/12/31-04/12/31	4/21/2004	235,336 14	220,728 54	14,607 60
9,400 00	MOTOROLA INC	COM	86/12/31-04/12/31	5/3/2004	171,646 55	163,358 84	8,287 71
16,100 00	MOTOROLA INC	COM	86/12/31-04/12/31	5/5/2004	306,804 06	277,622 68	29,181 38
14,200 00	MOTOROLA INC	COM	86/12/31-04/12/31	4/29/2004	269,792 25	258,666 40	11,125 85
9,300 00	MOTOROLA INC	COM	86/12/31-04/12/31	4/29/2004	172,294 26	161,620 98	10,673 28
30,800 00	NETWORK APPLIANCE INC	COM	86/12/31-04/12/31	9/30/2004	700,700 00	563,998 19	136,701 81
7,300 00	ORACLE CORP	COM	86/12/31-04/12/31	6/9/2004	84,820 35	88,495 71	(3,675 36)
9,200 00	ORACLE CORP	COM	86/12/31-04/12/31	7/12/2004	101,887 60	110,871 09	(8,983 49)
3,000 00	ORACLE CORP	COM	86/12/31-04/12/31	8/5/2004	32,234 24	35,088 90	(2,854 66)
13,200 00	ORACLE CORP	COM	86/12/31-04/12/31	8/5/2004	141,660 39	157,507 20	(15,846 81)
6,500 00	ORACLE CORP	COM	86/12/31-04/12/31	8/6/2004	67,120 02	75,830 51	(8,710 49)
6,400 00	ORACLE CORP	COM	86/12/31-04/12/31	8/13/2004	64,516 24	74,079 92	(9,563 68)
6,900 00	ORACLE CORP	COM	86/12/31-04/12/31	8/30/2004	69,404 77	79,212 86	(9,808 09)
13,900 00	ORACLE CORP	COM	86/12/31-04/12/31	8/31/2004	137,786 07	157,747 97	(19,961 90)
15,000 00	ORACLE CORP	COM	86/12/31-04/12/31	8/31/2004	148,073 51	169,684 50	(21,610 99)
2,500 00	ORACLE CORP	COM	86/12/31-04/12/31	8/31/2004	24,781 66	28,459 50	(3,677 84)
16,200 00	PFIZER INC	COM	86/12/31-04/12/31	6/9/2004	580,999 38	514,464 74	66,534 64
14,800 00	PFIZER INC	COM	86/12/31-04/12/31	7/12/2004	497,047 83	452,004 50	45,043 33
4,200 00	PFIZER INC	COM	86/12/31-04/12/31	9/13/2004	134,237 25	128,271 55	5,965 70
8,100 00	PFIZER INC	COM	86/12/31-04/12/31	9/14/2004	260,834 13	247,380 84	13,453 29
3,200 00	PFIZER INC	COM	86/12/31-04/12/31	9/16/2004	102,062 88	97,730 70	4,332 18
2,300 00	PFIZER INC	COM	86/12/31-04/12/31	9/17/2004	72,818 59	70,243 94	2,574 65
68,600 00	PFIZER INC	COM	86/12/31-04/12/31	9/30/2004	2,070,348 00	2,163,358 68	(93,010 68)
1,000 00	PROCTER AND GAMBLE CO	COM	86/12/31-04/12/31	3/10/2004	106,151 75	89,551 39	16,600 36
1,900 00	PROCTER AND GAMBLE CO	COM	86/12/31-04/12/31	6/9/2004	210,068 58	169,435 51	40,633 07
3,100 00	PROCTER AND GAMBLE CO	COM	86/12/31-04/12/31	7/12/2004	168,744 54	137,880 22	30,864 32
21,500 00	PROCTER AND GAMBLE CO	COM	86/12/31-04/12/31	9/30/2004	1,170,890 00	945,066 57	225,823 43
2,000 00	PROCTER + GAMBLE CO	COM	86/12/31-04/12/31	2/26/2004	206,104 55	180,003 85	26,100 70
700 00	PROGRESSIVE CORP OHIO	COM	86/12/31-04/12/31	1/9/2004	58,818 52	36,082 20	22,736 32
500 00	PROGRESSIVE CORP OHIO	COM	86/12/31-04/12/31	1/12/2004	41,850 89	25,773 00	16,077 89
1,100 00	PROGRESSIVE CORP OHIO	COM	86/12/31-04/12/31	1/23/2004	92,186 35	56,700 60	35,485 75
1,300 00	PROGRESSIVE CORP OHIO	COM	86/12/31-04/12/31	1/26/2004	107,118 88	67,009 80	40,109 08
210 00	PROGRESSIVE CORP OHIO	COM	86/12/31-04/12/31	1/27/2004	17,432 27	10,824 66	6,607 61
170 00	PROGRESSIVE CORP OHIO	COM	86/12/31-04/12/31	2/2/2004	14,042 12	8,715 88	5,326 24
400 00	PROGRESSIVE CORP OHIO	COM	86/12/31-04/12/31	5/7/2004	33,733 21	21,012 76	12,720 45

THE ROCKEFELLER FOUNDATION
EMPLOYEE ID NO 13-1659629
GAIN AND LOSSES FOR TAX ON INVESTMENT INCOME
FORM 990 PF 2004, PART IV

Shares/Par Value	Security Name	Security Description	Date Bought	Date Sold	Proceeds	Cost	Realized
3,900 00	PROGRESSIVE CORP OHIO	COM	86/12/31-04/12/31	6/9/2004	337,946 58	201,321 27	136,625 31
200 00	PROGRESSIVE CORP OHIO	COM	86/12/31-04/12/31	6/17/2004	17,121 59	10,144 64	6,976 95
100 00	PROGRESSIVE CORP OHIO	COM	86/12/31-04/12/31	6/21/2004	8,548 12	5,072 32	3,475 80
1,100 00	PROGRESSIVE CORP OHIO	COM	86/12/31-04/12/31	6/22/2004	94,297 93	55,795 52	38,502 41
100 00	PROGRESSIVE CORP OHIO	COM	86/12/31-04/12/31	6/24/2004	8,611 14	5,072 32	3,538 82
200 00	PROGRESSIVE CORP OHIO	COM	86/12/31-04/12/31	6/25/2004	17,265 85	10,144 64	7,121 21
200 00	PROGRESSIVE CORP OHIO	COM	86/12/31-04/12/31	7/6/2004	16,822 62	10,120 00	6,702 62
300 00	PROGRESSIVE CORP OHIO	COM	86/12/31-04/12/31	7/6/2004	25 233 93	15,192 32	10,041 61
300 00	PROGRESSIVE CORP OHIO	COM	86/12/31-04/12/31	7/7/2004	25,051 03	15,180 00	9,871 03
100 00	PROGRESSIVE CORP OHIO	COM	86/12/31-04/12/31	7/8/2004	8,295 49	5,060 00	3,235 49
100 00	PROGRESSIVE CORP OHIO	COM	86/12/31-04/12/31	7/8/2004	8,307 60	5,060 00	3,247 60
100 00	PROGRESSIVE CORP OHIO	COM	86/12/31-04/12/31	7/9/2004	8,195 30	5,060 00	3,135 30
300 00	PROGRESSIVE CORP OHIO	COM	86/12/31-04/12/31	7/9/2004	24,651 23	15,180 00	9,471 23
300 00	PROGRESSIVE CORP OHIO	COM	86/12/31-04/12/31	7/9/2004	24,585 92	15,180 00	9,405 92
500 00	PROGRESSIVE CORP OHIO	COM	86/12/31-04/12/31	7/9/2004	40,976 54	25,300 00	15,676 54
400 00	PROGRESSIVE CORP OHIO	COM	86/12/31-04/12/31	7/12/2004	32,747 39	20,240 00	12 507 39
600 00	PROGRESSIVE CORP OHIO	COM	86/12/31-04/12/31	7/12/2004	49,249 84	30,360 00	18,889 84
1,300 00	PROGRESSIVE CORP OHIO	COM	86/12/31-04/12/31	7/13/2004	106,495 06	62,395 53	44,099 53
200 00	PROGRESSIVE CORP OHIO	COM	86/12/31-04/12/31	7/14/2004	16,236 01	9,543 84	6,692 17
800 00	PROGRESSIVE CORP OHIO	COM	86/12/31-04/12/31	7/14/2004	65,175 35	38,175 36	26,999 99
9,400 00	PROGRESSIVE CORP OHIO	COM	86/12/31-04/12/31	9/30/2004	785,934 00	665,812 53	120,121 47
180 00	PROGRESSIVE CORP OHIO	COM	86/12/31-04/12/31	1/28/2004	14,871 94	9,278 28	5,593 66
340 00	PROGRESSIVE CORP OHIO	COM	86/12/31-04/12/31	1/29/2004	27,965 42	17,462 14	10,503 28
400 00	PROGRESSIVE CORP OHIO	COM	86/12/31-04/12/31	1/30/2004	33,008 53	20,507 96	12,500 57
200 00	PROGRESSIVE CORP OHIO	COM	86/12/31-04/12/31	6/28/2004	17,056 82	10,144 64	6,912 18
100 00	PROGRESSIVE CORP OHIO	COM	86/12/31-04/12/31	6/28/2004	8,612 54	5,072 32	3,540 22
200 00	PROGRESSIVE CORP OHIO	COM	86/12/31-04/12/31	6/29/2004	17,006 92	10,144 64	6,862 28
200 00	PROGRESSIVE CORP OHIO	COM	86/12/31-04/12/31	6/30/2004	17,056 88	10,144 64	6,912 24
2,400 00	QUALCOMM INC	COM	86/12/31-04/12/31	6/9/2004	165,742 03	162,137 52	3,604 51
3,000 00	QUALCOMM INC	COM	86/12/31-04/12/31	7/12/2004	207,149 04	217,424 10	(10,275 06)
48,900 00	QUALCOMM INC	COM	86/12/31-04/12/31	9/30/2004	1,906,611 00	1,671,285 04	235,325 96
4,400 00	RED HAT INC	COM	86/12/31-04/12/31	1/12/2004	91,636 70	84,574 02	7,062 68
2,800 00	RED HAT INC	COM	86/12/31-04/12/31	1/13/2004	55,865 77	52,887 92	2,977 85
1,800 00	RED HAT INC	COM	86/12/31-04/12/31	1/14/2004	35,768 64	33,922 46	1,846 18
2,900 00	RED HAT INC	COM	86/12/31-04/12/31	1/14/2004	57,924 78	54,497 04	3,427 74
6,100 00	RED HAT INC	COM	86/12/31-04/12/31	1/14/2004	121,990 00	113,025 47	8,964 53
100 00	RED HAT INC	COM	86/12/31-04/12/31	1/14/2004	1,989 90	1,884 62	105 28
1,000 00	RED HAT INC	COM	86/12/31-04/12/31	1/14/2004	20,025 46	18,846 20	1,179 26
2,800 00	ST JUDE MED INC	COM	86/12/31-04/12/31	6/9/2004	216,749 92	211,471 22	5,278 70
2,300 00	ST JUDE MED INC	COM	86/12/31-04/12/31	7/12/2004	163,958 56	172,911 24	(8,952 68)
19,020 00	ST JUDE MED INC	COM	86/12/31-04/12/31	9/30/2004	1,436,010 00	1,361,995 06	74,014 94
2,200 00	SCHLUMBERGER LTD	COM	86/12/31-04/12/31	1/22/2004	123,018 23	119,959 80	3,058 43
1,900 00	SCHLUMBERGER LTD	COM	86/12/31-04/12/31	2/5/2004	116,888 51	102,443 82	14,442 69
77,300 00	SCHWAB CHARLES CORP	NEW COM STK	86/12/31-04/12/31	9/30/2004	704,203 00	738,924 82	(34,721 82)
1,700 00	SCRIPPS E W CO OH	CL A	86/12/31-04/12/31	6/9/2004	183,756 17	132,973 09	50,783 08
1,000 00	SCRIPPS E W CO OH	CL A	86/12/31-04/12/31	7/12/2004	103,613 57	77,331 60	26,281 97
25,800 00	SCRIPPS E W CO OH	CL A	86/12/31-04/12/31	9/30/2004	1,227,048 00	1,163,893 29	63,154 71
16,500 00	STARBUCKS CORP	COM	86/12/31-04/12/31	9/30/2004	750,750 00	714,335 00	36,415 00
1,200 00	STRYKER CORP	COM	86/12/31-04/12/31	3/9/2004	110,137 22	92 257 89	17,879 33
1,100 00	STRYKER CORP	COM	86/12/31-04/12/31	3/10/2004	100,659 82	83,175 53	17,484 29
700 00	STRYKER CORP	COM	86/12/31-04/12/31	3/11/2004	62,748 49	52,694 53	10,053 96
1,300 00	STRYKER CORP	COM	86/12/31-04/12/31	3/25/2004	113,161 36	97,861 27	15,300 09
2,500 00	SYMANTEC CORP	COM	86/12/31-04/12/31	2/5/2004	99,733 32	58,483 75	41,249 57
2,500 00	SYMANTEC CORP	COM	86/12/31-04/12/31	2/10/2004	100,467 29	58,483 75	41,983 54
2,100 00	SYMANTEC CORP	COM	86/12/31-04/12/31	4/20/2004	100,261 31	97,816 74	2,444 57
5,100 00	SYMANTEC CORP	COM	86/12/31-04/12/31	6/9/2004	225,958 36	117,145 33	108,813 03
5,600 00	SYMANTEC CORP	COM	86/12/31-04/12/31	7/12/2004	228,990 95	127,006 11	101,984 84
38,800 00	SYMANTEC CORP	COM	86/12/31-04/12/31	9/30/2004	2,127,404 00	1,260,604 24	866,799 76
5,400 00	TARGET CORP	COM	86/12/31-04/12/31	1/5/2004	201,487 23	208,861 15	(7,373 92)
5,200 00	TARGET CORP	COM	86/12/31-04/12/31	1/6/2004	199,781 91	200,098 34	(316 43)
5,200 00	TARGET CORP	COM	86/12/31-04/12/31	1/8/2004	198,000 48	197,420 27	580 21
2,600 00	TARGET CORP	COM	86/12/31-04/12/31	1/8/2004	97,821 71	97,813 97	7 74
100 00	TARGET CORP	COM	86/12/31-04/12/31	1/8/2004	3,807 70	3,839 57	(31 87)
3,000 00	TARGET CORP	COM	86/12/31-04/12/31	1/9/2004	111,062 89	112,726 52	(1,663 63)
200 00	TARGET CORP	COM	86/12/31-04/12/31	1/12/2004	7,427 65	7,507 02	(79 37)
2,100 00	TARGET CORP	COM	86/12/31-04/12/31	1/13/2004	79,651 78	76 753 26	2,898 52
6,200 00	TARGET CORP	COM	86/12/31-04/12/31	1/16/2004	241,292 68	227,058 39	14,234 29
3,900 00	TARGET CORP	COM	86/12/31-04/12/31	1/21/2004	147,084 72	141,003 72	6,081 00
3,800 00	TARGET CORP	COM	86/12/31-04/12/31	6/9/2004	174,855 94	172,605 50	2,250 44
3,500 00	TARGET CORP	COM	86/12/31-04/12/31	7/12/2004	145,159 09	158,184 61	(13,025 52)
24,000 00	TARGET CORP	COM	86/12/31-04/12/31	9/30/2004	1,099,440 00	1,056,382 10	43,057 90
7,000 00	TEXAS INSTRS INC	COM	86/12/31-04/12/31	4/8/2004	206,775 15	115,156 40	91,618 75
3,500 00	TEXAS INSTRS INC	COM	86/12/31-04/12/31	4/15/2004	99,549 56	57,885 36	41,664 20
16,600 00	TEXAS INSTRS INC	COM	86/12/31-04/12/31	4/16/2004	460,091 41	421,568 17	38,523 24
1,400 00	TEXAS INSTRS INC	COM	86/12/31-04/12/31	4/19/2004	39,015 96	26,880 00	12,135 96
9,600 00	TEXAS INSTRS INC	COM	86/12/31-04/12/31	4/19/2004	266,410 07	207,145 92	59,264 15
20,000 00	TIME WARNER INC NEW	COM	86/12/31-04/12/31	6/9/2004	348,799 81	370,342 90	(21,543 09)
5,000 00	TIME WARNER INC NEW	COM	86/12/31-04/12/31	7/12/2004	86,156 97	86,349 00	(192 03)
75,900 00	TIME WARNER INC NEW	COM	86/12/31-04/12/31	9/30/2004	1,219,713 00	1,228,436 24	(8,723 24)
9,100 00	UNITED PARCEL SVC INC	CL B	86/12/31-04/12/31	9/30/2004	687,596 00	669,705 49	17,890 51
1,800 00	UNITEDHEALTH GROUP INC	COM	86/12/31-04/12/31	1/6/2004	102,091 93	51,852 88	50,239 05
1,800 00	UNITEDHEALTH GROUP INC	COM	86/12/31-04/12/31	1/8/2004	103,585 14	51,846 57	51,738 57
1,800 00	UNITEDHEALTH GROUP INC	COM	86/12/31-04/12/31	1/21/2004	105 028 86	51,846 57	53 182 29
2,200 00	UNITEDHEALTH GROUP INC	COM	86/12/31-04/12/31	1/22/2004	132,905 45	63,368 03	69 537 42
1,700 00	UNITEDHEALTH GROUP INC	COM	86/12/31-04/12/31	2/13/2004	101,380 70	48,966 20	52,414 50

THE ROCKEFELLER FOUNDATION
EMPLOYEE ID NO 13-1659629
GAIN AND LOSSES FOR TAX ON INVESTMENT INCOME
FORM 990 PF 2004, PART IV

Shares/Par Value	Security Name	Security Description	Date Bought	Date Sold	Proceeds	Cost	Realized
1,700 00	UNITEDHEALTH GROUP INC	COM	86/12/31-04/12/31	2/18/2004	103,108 67	48,966 20	54,142 47
3,000 00	UNITEDHEALTH GROUP INC	COM	86/12/31-04/12/31	6/2/2004	194,984 03	86,410 95	108,573 08
4,600 00	UNITEDHEALTH GROUP INC	COM	86/12/31-04/12/31	6/9/2004	299,249 21	131,289 77	167,959 44
4,400 00	UNITEDHEALTH GROUP INC	COM	86/12/31-04/12/31	7/12/2004	263,625 98	125,233 78	138,392 20
800 00	UNITEDHEALTH GROUP INC	COM	86/12/31-04/12/31	7/19/2004	51,994 46	22,640 48	29,353 98
2,200 00	UNITEDHEALTH GROUP INC	COM	86/12/31-04/12/31	7/27/2004	132,821 44	62,257 13	70,564 31
3,300 00	UNITEDHEALTH GROUP INC	COM	86/12/31-04/12/31	7/27/2004	199,232 17	93,345 95	105,886 22
18,100 00	UNITEDHEALTH GROUP INC	COM	86/12/31-04/12/31	9/30/2004	1,307,182 00	662,518 78	644,663 22
2,400 00	UNITEDHEALTH GROUP INC	COM	86/12/31-04/12/31	7/29/2004	152,400 75	67,886 23	84,514 52
1,200 00	UNITEDHEALTH GROUP INC	COM	86/12/31-04/12/31	7/29/2004	76,756 20	33,933 60	42,822 60
3,500 00	VERITAS SOFTWARE CORP	COM	86/12/31-04/12/31	3/19/2004	100,463 57	103,459 08	(2,995 51)
3,800 00	VERITAS SOFTWARE CORP	COM	86/12/31-04/12/31	3/19/2004	109,074 73	115,484 28	(6,409 55)
1,100 00	VERITAS SOFTWARE CORP	COM	86/12/31-04/12/31	3/23/2004	29,048 43	31,548 00	(2,499 57)
100 00	VERITAS SOFTWARE CORP	COM	86/12/31-04/12/31	3/23/2004	2,651 20	2,868 00	(216 80)
2,300 00	VERITAS SOFTWARE CORP	COM	86/12/31-04/12/31	3/24/2004	60,908 29	60,520 38	387 91
3,600 00	VERITAS SOFTWARE CORP	COM	86/12/31-04/12/31	3/25/2004	98,269 68	89,250 12	9,019 56
3,000 00	VERITAS SOFTWARE CORP	COM	86/12/31-04/12/31	3/25/2004	81,891 40	74,375 10	7,516 30
10,900 00	VERITAS SOFTWARE CORP	COM	86/12/31-04/12/31	3/29/2004	298,319 16	268,038 83	30,280 33
2,600 00	VIACOM INC	CL B FORMERLY COM NON VTG	86/12/31-04/12/31	3/3/2004	104,061 19	107,428 88	(3,367 69)
2,600 00	VIACOM INC	CL B FORMERLY COM NON VTG	86/12/31-04/12/31	3/3/2004	102,913 08	108,036 86	(5,123 78)
3,000 00	VIACOM INC	CL B FORMERLY COM NON VTG	86/12/31-04/12/31	3/4/2004	121,834 54	123,933 00	(2,098 46)
2,500 00	VIACOM INC	CL B FORMERLY COM NON VTG	86/12/31-04/12/31	3/26/2004	97,124 45	103,277 50	(6,153 05)
2,600 00	VIACOM INC	CL B FORMERLY COM NON VTG	86/12/31-04/12/31	4/2/2004	103,963 76	107,408 60	(3,444 84)
2,600 00	VIACOM INC	CL B FORMERLY COM NON VTG	86/12/31-04/12/31	4/2/2004	103,825 70	107,408 60	(3,582 90)
2,500 00	VIACOM INC	CL B FORMERLY COM NON VTG	86/12/31-04/12/31	4/19/2004	102,357 60	103,277 50	(919 90)
2,500 00	VIACOM INC	CL B FORMERLY COM NON VTG	86/12/31-04/12/31	4/22/2004	104,676 29	103,277 50	1,398 79
2,400 00	VIACOM INC	CL B FORMERLY COM NON VTG	86/12/31-04/12/31	4/22/2004	98,289 69	99,091 40	(801 71)
2,600 00	VIACOM INC	CL B FORMERLY COM NON VTG	86/12/31-04/12/31	5/6/2004	99,800 22	107,252 02	(7,451 80)
2,400 00	VIACOM INC	CL B FORMERLY COM NON VTG	86/12/31-04/12/31	5/12/2004	93,911 71	98,612 28	(4,700 57)
12,900 00	VIACOM INC	CL B FORMERLY COM NON VTG	86/12/31-04/12/31	6/9/2004	486,383 10	507,033 75	(20,650 65)
7,000 00	VIACOM INC	CL B FORMERLY COM NON VTG	86/12/31-04/12/31	7/12/2004	240,622 16	257,701 04	(17,078 88)
4,200 00	VIACOM INC	CL B FORMERLY COM NON VTG	86/12/31-04/12/31	7/23/2004	145,804 62	154,525 56	(8,720 94)
38,600 00	VIACOM INC	CL B FORMERLY COM NON VTG	86/12/31-04/12/31	9/30/2004	1,268,396 00	1,489,155 64	(220,759 64)
2,400 00	VIACOM INC	CL B FORMERLY COM NON VTG	86/12/31-04/12/31	6/28/2004	85,645 35	90,711 16	(5,065 81)
1,800 00	WAL MART STORES INC	COM	86/12/31-04/12/31	2/3/2004	98,782 43	101,151 65	(2,369 22)
1,800 00	WAL MART STORES INC	COM	86/12/31-04/12/31	2/19/2004	104,216 55	100,498 20	3,718 35
1,700 00	WAL MART STORES INC	COM	86/12/31-04/12/31	2/20/2004	99,900 41	94,340 63	5,559 78
1,700 00	WAL MART STORES INC	COM	86/12/31-04/12/31	2/23/2004	101,776 04	94,298 49	7,477 55
1,700 00	WAL MART STORES INC	COM	86/12/31-04/12/31	2/24/2004	101,381 15	93,538 51	7,842 64
1,700 00	WAL MART STORES INC	COM	86/12/31-04/12/31	3/1/2004	102,556 14	89,218 81	13,337 33
1,700 00	WAL MART STORES INC	COM	86/12/31-04/12/31	3/1/2004	101,550 97	89,688 09	11,862 88
3,400 00	WAL MART STORES INC	COM	86/12/31-04/12/31	3/1/2004	203,101 95	180,184 86	22,917 09
1,700 00	WAL MART STORES INC	COM	86/12/31-04/12/31	3/3/2004	102,419 47	88,910 77	13,508 70
2,000 00	WAL MART STORES INC	COM	86/12/31-04/12/31	3/12/2004	116,176 06	104,295 68	11,880 38
3,500 00	WAL MART STORES INC	COM	86/12/31-04/12/31	6/2/2004	194,127 15	181,515 00	12,612 15
1,200 00	WAL MART STORES INC	COM	86/12/31-04/12/31	6/3/2004	67,842 33	61,884 00	5,958 33
6,000 00	WAL MART STORES INC	COM	86/12/31-04/12/31	6/9/2004	342,801 97	309,420 00	33,381 97
3,900 00	WAL MART STORES INC	COM	86/12/31-04/12/31	7/12/2004	202,424 75	200,899 25	1,525 50
2,600 00	WAL MART STORES INC	COM	86/12/31-04/12/31	8/12/2004	137,458 52	132,918 50	4,540 02
26,200 00	WAL MART STORES INC	COM	86/12/31-04/12/31	9/30/2004	1,388,600 00	1,277,758 21	110,841 79
1,700 00	WAL MART STORES INC	COM	86/12/31-04/12/31	2/25/2004	101,072 78	92,925 23	8,147 55
3,400 00	WAL MART STORES INC	COM	86/12/31-04/12/31	2/26/2004	201,848 08	185,267 92	16,580 16
3,400 00	WAL MART STORES INC	COM	86/12/31-04/12/31	2/27/2004	203,391 62	184,514 70	18,876 92
1,700 00	WAL MART STORES INC	COM	86/12/31-04/12/31	6/30/2004	88,967 41	87,669 00	1,298 41
2,900 00	WALGREEN CO	COM	86/12/31-04/12/31	3/11/2004	99,190 62	79,985 48	19,205 14
3,300 00	WALGREEN CO	COM	86/12/31-04/12/31	4/8/2004	109,327 75	83,749 71	25,578 04
3,500 00	WALGREEN CO	COM	86/12/31-04/12/31	4/12/2004	115,904 33	86,518 79	29,385 54
3,300 00	WALGREEN CO	COM	86/12/31-04/12/31	4/16/2004	108,132 19	80,359 58	27,772 61
3,100 00	WALGREEN CO	COM	86/12/31-04/12/31	4/22/2004	101,942 35	75,390 14	26,552 21
3,000 00	WALGREEN CO	COM	86/12/31-04/12/31	1/28/2004	103,945 12	90,284 84	13,660 28
3,000 00	WALGREEN CO	COM	86/12/31-04/12/31	3/31/2004	98,786 13	76,322 36	22,463 77
3,000 00	WALGREEN CO	COM	86/12/31-04/12/31	3/31/2004	98,888 73	80,552 40	18,336 33
4,100 00	WHOLE FOODS MKT INC	COM	86/12/31-04/12/31	9/30/2004	349,115 00	338,416 06	10,698 94
2,400 00	YAHOO INC	COM	86/12/31-04/12/31	3/19/2004	111,036 94	115,935 93	(4,898 99)
2,200 00	YAHOO INC	COM	86/12/31-04/12/31	3/25/2004	102,026 73	102,072 30	(45 57)
2,100 00	YAHOO INC	COM	86/12/31-04/12/31	4/1/2004	103,591 20	95,571 00	8,020 20
2,000 00	YAHOO INC	COM	86/12/31-04/12/31	4/2/2004	99,936 25	90,873 90	9,062 35
900 00	YAHOO INC	COM	86/12/31-04/12/31	4/7/2004	43,252 89	40,425 21	2,827 68
1,200 00	YAHOO INC	COM	86/12/31-04/12/31	4/7/2004	57,841 88	54,034 38	3,807 50
3,600 00	YAHOO INC	COM	86/12/31-04/12/31	4/20/2004	197,716 36	161,849 48	35,866 88
3,800 00	YAHOO INC	COM	86/12/31-04/12/31	4/21/2004	205,067 13	170,207 68	34,859 45
1,800 00	YAHOO INC	COM	86/12/31-04/12/31	4/27/2004	102,872 45	80,324 97	22,547 48
3,500 00	YAHOO INC	COM	86/12/31-04/12/31	5/19/2004	100,052 85	89,475 57	10,577 28
3,200 00	YAHOO INC	COM	86/12/31-04/12/31	6/4/2004	101,274 74	71,860 64	29,414 10
18,100 00	YAHOO INC	COM	86/12/31-04/12/31	6/9/2004	592,223 55	389,634 41	202,589 14
10,500 00	YAHOO INC	COM	86/12/31-04/12/31	7/12/2004	313,155 16	269,488 74	43,666 42
95,200 00	YAHOO INC	COM	86/12/31-04/12/31	9/30/2004	3,232,040 00	1,740,447 47	1,491,592 53
200 00	ZIMMER HOLDINGS INC	COM	86/12/31-04/12/31	6/9/2004	17,406 59	15,315 36	2,091 23
700 00	ZIMMER HOLDINGS INC	COM	86/12/31-04/12/31	7/12/2004	57,800 16	47,654 94	10,145 22
8,700 00	ZIMMER HOLDINGS INC	COM	86/12/31-04/12/31	9/30/2004	683,385 00	551,946 30	131,438 70
2,400 00	MARVELL TECHNOLOGY GROUP LTD	SHS	86/12/31-04/12/31	5/10/2004	96,145 58	103,734 00	(7,588 42)
2,400 00	MARVELL TECHNOLOGY GROUP LTD	SHS	86/12/31-04/12/31	5/10/2004	95,851 83	108,839 40	(12,987 57)
2,200 00	MARVELL TECHNOLOGY GROUP LTD	SHS	86/12/31-04/12/31	5/11/2004	90,884 29	94,969 23	(4,284 94)
4,600 00	MARVELL TECHNOLOGY GROUP LTD	SHS	86/12/31-04/12/31	6/9/2004	218,379 88	196,979 36	21,400 52
3,200 00	MARVELL TECHNOLOGY GROUP LTD	SHS	86/12/31-04/12/31	7/12/2004	72,736 21	68,077 92	4,658 29

THE ROCKEFELLER FOUNDATION
EMPLOYEE ID NO 13-1659629
GAIN AND LOSSES FOR TAX ON INVESTMENT INCOME
FORM 990 PF 2004, PART IV

Shares/Par Value	Security Name	Security Description	Date Bought	Date Sold	Proceeds	Cost	Realized
39,200 00	MARVELL TECHNOLOGY GROUP LTD	SHS	86/12/31-04/12/31	9/30/2004	987,448 00	794,272 27	193 175 73
3,400 00	NABORS INDUSTRIES LTD	SHS	86/12/31-04/12/31	6/9/2004	137 699 83	159,239 00	(21,539 17)
2,900 00	NABORS INDUSTRIES LTD	SHS	86/12/31-04/12/31	7/12/2004	124,276 58	135,775 00	(11,498 42)
27,200 00	NABORS INDUSTRIES LTD	SHS	86/12/31-04/12/31	9/30/2004	1,281,120 00	1,215,581 76	65,538 24
2,200 00	ALCON INC	COM	86/12/31-04/12/31	6/9/2004	169,280 97	127,398 92	41,882 05
1,900 00	ALCON INC	COM	86/12/31-04/12/31	7/12/2004	143,552 08	102,769 99	40,782 09
14,100 00	ALCON INC	COM	86/12/31-04/12/31	9/30/2004	1,108 965 00	776,682 94	332,282 06
2,300 00	ABITIBI CONSOLIDATED INC	COM	86/12/31-04/12/31	6/1/2004	16,076 81	16,991 38	(914 57)
400 00	ABITIBI CONSOLIDATED INC	COM	86/12/31-04/12/31	6/2/2004	2,805 94	2,890 38	(84 44)
3,600 00	ABITIBI CONSOLIDATED INC	COM	86/12/31-04/12/31	6/3/2004	25,265 48	25,854 60	(589 12)
200 00	ABITIBI CONSOLIDATED INC	COM	86/12/31-04/12/31	6/15/2004	1,364 70	1,436 37	(71 67)
500 00	ABITIBI CONSOLIDATED INC	COM	86/12/31-04/12/31	6/16/2004	3,357 31	3,590 92	(233 61)
400 00	ABITIBI CONSOLIDATED INC	COM	86/12/31-04/12/31	6/17/2004	2,669 54	2,872 73	(203 19)
400 00	ABITIBI CONSOLIDATED INC	COM	86/12/31-04/12/31	6/18/2004	2,699 15	2,872 73	(173 58)
300 00	ABITIBI CONSOLIDATED INC	COM	86/12/31-04/12/31	6/23/2004	2,027 03	2,154 55	(127 52)
300 00	ABITIBI CONSOLIDATED INC	COM	86/12/31-04/12/31	6/24/2004	2,024 43	2,154 55	(130 12)
300 00	ABITIBI CONSOLIDATED INC	COM	86/12/31-04/12/31	6/24/2004	2,028 90	2,154 55	(125 65)
400 00	ABITIBI CONSOLIDATED INC	COM	86/12/31-04/12/31	6/25/2004	2,699 14	2,872 73	(173 59)
300 00	ABITIBI CONSOLIDATED INC	COM	86/12/31-04/12/31	7/7/2004	2,089 06	2,154 55	(65 49)
200 00	ABITIBI CONSOLIDATED INC	COM	86/12/31-04/12/31	11/16/2004	1,289 81	1,286 42	3 39
300 00	ABITIBI CONSOLIDATED INC	COM	86/12/31-04/12/31	11/17/2004	1,947 87	1,924 23	23 64
100 00	ABITIBI CONSOLIDATED INC	COM	86/12/31-04/12/31	5/28/2004	709 01	763 27	(54 26)
100 00	ABITIBI CONSOLIDATED INC	COM	86/12/31-04/12/31	5/28/2004	710 62	763 28	(52 66)
200 00	ABITIBI CONSOLIDATED INC	COM	86/12/31-04/12/31	5/31/2004	1,413 04	1,519 42	(106 38)
200 00	ABITIBI CONSOLIDATED INC	COM	86/12/31-04/12/31	6/28/2004	1,356 51	1,436 37	(79 86)
100 00	ABITIBI CONSOLIDATED INC	COM	86/12/31-04/12/31	6/29/2004	678 08	718 18	(40 10)
400 00	ABITIBI CONSOLIDATED INC	COM	86/12/31-04/12/31	6/30/2004	2,709 74	2,872 73	(162 99)
9,600 00	ABITIBI CONSOLIDATED INC	COM	86/12/31-04/12/31	8/30/2004	57,093 52	69,268 13	(12,174 61)
3,500 00	BHP BILLITON PLC	ORD USD0 5	86/12/31-04/12/31	6/1/2004	29,672 22	17,745 20	11,927 02
2,500 00	BHP BILLITON PLC	ORD USD0 5	86/12/31-04/12/31	6/2/2004	20,916 97	12,675 14	8,241 83
1,900 00	BHP BILLITON PLC	ORD USD0 5	86/12/31-04/12/31	6/3/2004	15,525 61	9,633 11	5,892 50
1,900 00	BHP BILLITON PLC	ORD USD0 5	86/12/31-04/12/31	6/4/2004	15,519 91	9,633 11	5,886 80
4,456 00	BHP BILLITON PLC	ORD USD0 5	86/12/31-04/12/31	10/6/2004	46,934 55	22,528 41	24,406 14
5,000 00	BHP BILLITON PLC	ORD USD0 5	86/12/31-04/12/31	8/27/2004	47,080 36	25,350 28	21,730 08
14,800 00	BHP BILLITON PLC	ORD USD0 5	86/12/31-04/12/31	8/31/2004	139 415 38	74,904 14	64,511 24
12,600 00	ARM HLDGS	ORD GBP0 0005	86/12/31-04/12/31	10/22/2004	22,125 69	54,433 26	(32,307 57)
14,300 00	ARM HLDGS	ORD GBP0 0005	86/12/31-04/12/31	11/16/2004	27,534 65	60,325 35	(32,790 70)
2,900 00	ALCAN INC	COM	86/12/31-04/12/31	10/22/2004	135,593 68	122,900 88	12,692 80
3,200 00	ALCAN INC	COM	86/12/31-04/12/31	11/16/2004	165,618 50	108,786 07	56,832 43
2,900 00	CRH	ORD EURO 32	86/12/31-04/12/31	10/6/2004	69,559 45	51,456 62	18,102 83
2,800 00	CRH	ORD EURO 32	86/12/31-04/12/31	10/22/2004	65,895 70	41,940 89	23,954 81
3,151 00	CRH	ORD EURO 32	86/12/31-04/12/31	11/16/2004	79,618 41	44,085 53	35,532 88
15,000 00	DIAGEO	ORD GBX28 935185	86/12/31-04/12/31	10/6/2004	189,464 04	192,069 16	(2,605 12)
4,600 00	DIAGEO	ORD GBX28 935185	86/12/31-04/12/31	10/22/2004	64,018 83	55,913 15	8,105 68
5,400 00	DIAGEO	ORD GBX28 935185	86/12/31-04/12/31	11/16/2004	75,136 60	61,765 92	13,370 68
4,300 00	BAE SYSTEMS	ORD GBP0 025	86/12/31-04/12/31	2/2/2004	12,983 61	11,053 37	1,930 24
2,600 00	BAE SYSTEMS	ORD GBP0 025	86/12/31-04/12/31	2/3/2004	7,782 53	6,549 41	1,233 12
10,000 00	BAE SYSTEMS	ORD GBP0 025	86/12/31-04/12/31	2/27/2004	35,731 17	20,338 59	15,392 58
28,129 00	BAE SYSTEMS	ORD GBP0 025	86/12/31-04/12/31	8/31/2004	101,486 22	49,838 65	51,647 57
1,000 00	STANDARD CHARTERED	ORD USD0 50	86/12/31-04/12/31	3/18/2004	17,078 64	12,740 64	4,338 00
500 00	STANDARD CHARTERED	ORD USD0 50	86/12/31-04/12/31	3/19/2004	8,374 55	6,349 14	2,025 41
4,100 00	STANDARD CHARTERED	ORD USD0 50	86/12/31-04/12/31	10/6/2004	71,757 02	50,102 99	21,654 03
5,700 00	STANDARD CHARTERED	ORD USD0 50	86/12/31-04/12/31	10/22/2004	101,658 88	66,982 99	34,675 89
3,600 00	STANDARD CHARTERED	ORD USD0 50	86/12/31-04/12/31	11/17/2004	68,054 39	39,951 03	28,103 36
6,200 00	STANDARD CHARTERED	ORD USD0 50	86/12/31-04/12/31	8/31/2004	105,592 47	77,398 57	28,193 90
3,200 00	JOHNSTON PRESS	ORD GBP0 10	86/12/31-04/12/31	10/6/2004	31,884 29	32,349 95	(465 66)
3,000 00	JOHNSTON PRESS	ORD GBP0 10	86/12/31-04/12/31	10/22/2004	30,568 91	29,818 32	750 59
3,500 00	JOHNSTON PRESS	ORD GBP0 10	86/12/31-04/12/31	11/16/2004	34,838 53	34,007 06	831 47
2,300 00	ANGLO AMERICAN PLC	USD0 50	86/12/31-04/12/31	10/22/2004	51,027 86	41,116 02	9,911 84
2,600 00	ANGLO AMERICAN PLC	USD0 50	86/12/31-04/12/31	11/16/2004	60,848 05	45,350 57	15,497 48
15,200 00	COMPASS GROUP	ORD GBP0 10	86/12/31-04/12/31	2/27/2004	103,971 08	95,480 35	8,490 73
8,400 00	HSBC HLDGS	ORD USD0 50(UK REG)	86/12/31-04/12/31	10/6/2004	134,322 95	97,854 65	36,468 30
11,000 00	HSBC HLDGS	ORD USD0 50(UK REG)	86/12/31-04/12/31	10/22/2004	177,168 90	117,357 61	59,811 29
1,100 00	HSBC HLDGS	ORD USD0 50(UK REG)	86/12/31-04/12/31	11/8/2004	18,627 16	11,706 21	6,920 95
9,100 00	HSBC HLDGS	ORD USD0 50(UK REG)	86/12/31-04/12/31	11/16/2004	157,622 98	96,327 22	61,295 76
1,200 00	BCE INC	COM	86/12/31-04/12/31	2/12/2004	26,348 78	19,575 32	6,773 46
800 00	BCE INC	COM	86/12/31-04/12/31	2/13/2004	17,474 34	13,050 21	4,424 13
400 00	BCE INC	COM	86/12/31-04/12/31	2/16/2004	8,747 55	6,525 11	2,222 44
300 00	BCE INC	COM	86/12/31-04/12/31	2/17/2004	6,634 10	4,893 83	1,740 27
300 00	BCE INC	COM	86/12/31-04/12/31	2/18/2004	6,565 27	4,893 83	1,671 44
400 00	BCE INC	COM	86/12/31-04/12/31	2/19/2004	8,695 07	6,525 11	2,169 96
8,500 00	CENTRICA	GBP0 055555	86/12/31-04/12/31	10/6/2004	37,549 17	32,408 43	5,140 74
11,600 00	CENTRICA	GBP0 055555	86/12/31-04/12/31	10/25/2004	42,419 78	42,419 78	-
10,200 00	CENTRICA	GBP0 055555	86/12/31-04/12/31	10/22/2004	43,461 50	37,580 74	5,880 76
16,800 00	UNILEVER	ORD GBP0 014	86/12/31-04/12/31	10/6/2004	137,085 61	146,605 65	(9,520 04)
17,900 00	UNILEVER	ORD GBP0 014	86/12/31-04/12/31	10/22/2004	146,477 73	132,940 36	13,537 37
17,700 00	UNILEVER	ORD GBP0 014	86/12/31-04/12/31	11/16/2004	159,906 16	129,328 51	30,577 65
10,100 00	PEARSON	ORD GBP0 25	86/12/31-04/12/31	10/6/2004	111,950 62	132,246 77	(20,296 15)
11,000 00	PEARSON	ORD GBP0 25	86/12/31-04/12/31	10/22/2004	121,875 17	119,985 28	1,889 89
12,600 00	PEARSON	ORD GBP0 25	86/12/31-04/12/31	11/16/2004	148,753 81	116,404 10	32,349 71
15,300 00	PRUDENTIAL PLC	ORD GBP0 05	86/12/31-04/12/31	8/31/2004	121,254 35	160,701 90	(39,447 55)
1,800 00	RIO TINTO	ORD GBP0 10(REGD)	86/12/31-04/12/31	10/6/2004	48,222 00	42,905 62	5,316 38
2,100 00	RIO TINTO	ORD GBP0 10(REGD)	86/12/31-04/12/31	10/22/2004	55,939 62	47 208 26	8,731 36
2,300 00	RIO TINTO	ORD GBP0 10(REGD)	86/12/31-04/12/31	11/16/2004	64,771 51	49,644 80	15,126 71
153,300 00	VODAFONE GROUP	ORD USD0 10	86/12/31-04/12/31	10/6/2004	375,411 22	317,523 81	57,887 41

THE ROCKEFELLER FOUNDATION
EMPLOYEE ID NO 13-1659629
GAIN AND LOSSES FOR TAX ON INVESTMENT INCOME
FORM 990 PF 2004, PART IV

Shares/Par Value	Security Name	Security Description	Date Bought	Date Sold	Proceeds	Cost	Realized
250,400 00	VODAFONE GROUP	ORD USD0 10	86/12/31-04/12/31	10/22/2004	631,625 62	434,780 31	196,845 31
257,332 00	VODAFONE GROUP	ORD USD0 10	86/12/31-04/12/31	11/16/2004	690,065 95	342,759 31	347,306 64
90,000 00	VODAFONE GROUP	ORD USD0 10	86/12/31-04/12/31	8/31/2004	206,926 32	214,973 01	(8,046 69)
1,300 00	RECKITT BENCKISER PLC	ORD GBP0 105263	86/12/31-04/12/31	1/2/2004	29,433 79	23,892 68	5,541 11
900 00	RECKITT BENCKISER PLC	ORD GBP0 105263	86/12/31-04/12/31	1/5/2004	20,459 41	16,541 08	3,918 33
700 00	RECKITT BENCKISER PLC	ORD GBP0 105263	86/12/31-04/12/31	1/6/2004	15,864 38	12,865 29	2,999 09
1,700 00	RECKITT BENCKISER PLC	ORD GBP0 105263	86/12/31-04/12/31	10/22/2004	46,090 57	45,015 19	1,075 38
2,000 00	RECKITT BENCKISER PLC	ORD GBP0 105263	86/12/31-04/12/31	11/16/2004	57,052 34	51,952 44	5,099 90
5,500 00	REED ELSEVIER PLC	ORD GBP0 125	86/12/31-04/12/31	10/6/2004	49,375 77	50,271 88	(896 11)
11,100 00	REED ELSEVIER PLC	ORD GBP0 125	86/12/31-04/12/31	10/22/2004	97,008 96	96,960 97	47 99
12,600 00	REED ELSEVIER PLC	ORD GBP0 125	86/12/31-04/12/31	11/16/2004	117,967 33	105,966 94	12,000 39
4,200 00	ROYAL BK SCOT GRP	ORD GBP0 25	86/12/31-04/12/31	10/6/2004	123,134 20	89,308 62	33,825 58
6,300 00	ROYAL BK SCOT GRP	ORD GBP0 25	86/12/31-04/12/31	10/22/2004	183,225 57	132,792 23	50,433 34
7,100 00	ROYAL BK SCOT GRP	ORD GBP0 25	86/12/31-04/12/31	11/16/2004	215,200 23	148,928 26	66,271 97
3,500 00	ROYAL BK SCOT GRP	ORD GBP0 25	86/12/31-04/12/31	8/31/2004	98,199 23	80,341 89	17,857 34
5,700 00	SHELL TRNSPT+TRDG	ORD GBP0 25(REGD)	86/12/31-04/12/31	10/22/2004	43,588 00	38,581 90	5,006 10
6,500 00	SHELL TRNSPT+TRDG	ORD GBP0 25(REGD)	86/12/31-04/12/31	11/16/2004	53,043 23	43,561 03	9,482 20
6,400 00	SMITHS GROUP	ORD GBP0 25	86/12/31-04/12/31	10/7/2004	86,818 41	69,766 83	17,051 58
4,782 00	SMITHS GROUP	ORD GBP0 25	86/12/31-04/12/31	11/16/2004	68,939 56	44,273 43	24,666 13
15,200 00	SMITHS GROUP	ORD GBP0 25	86/12/31-04/12/31	8/31/2004	188,626 54	183,588 64	5,037 90
4,400 00	LLOYDS TSB GROUP	ORD GBP0 25	86/12/31-04/12/31	10/6/2004	34,689 63	35,304 51	(614 88)
3,800 00	LLOYDS TSB GROUP	ORD GBP0 25	86/12/31-04/12/31	10/22/2004	29,725 05	30,189 43	(464 38)
4,400 00	LLOYDS TSB GROUP	ORD GBP0 25	86/12/31-04/12/31	11/16/2004	35,396 41	34,425 62	970 79
2,600 00	BG GROUP	ORD GBP0 10	86/12/31-04/12/31	9/20/2004	16,511 48	13,594 11	2,917 37
2,600 00	BG GROUP	ORD GBP0 10	86/12/31-04/12/31	9/21/2004	16,616 68	13,572 03	3,044 65
3,300 00	BG GROUP	ORD GBP0 10	86/12/31-04/12/31	9/22/2004	21,239 89	16,002 59	5,237 30
1,700 00	BG GROUP	ORD GBP0 10	86/12/31-04/12/31	9/23/2004	10,957 93	7,723 94	3,233 99
1,700 00	BG GROUP	ORD GBP0 10	86/12/31-04/12/31	9/24/2004	10,963 62	7,690 55	3,273 07
1,600 00	BG GROUP	ORD GBP0 10	86/12/31-04/12/31	9/27/2004	10,388 96	7,228 56	3,160 40
5,000 00	BG GROUP	ORD GBP0 10	86/12/31-04/12/31	10/6/2004	33,491 40	22,284 28	11,207 12
20,200 00	BG GROUP	ORD GBP0 10	86/12/31-04/12/31	10/7/2004	135,752 68	87,168 77	48,583 91
29,400 00	BG GROUP	ORD GBP0 10	86/12/31-04/12/31	10/22/2004	196,597 87	115,928 11	80,669 76
22,000 00	BG GROUP	ORD GBP0 10	86/12/31-04/12/31	11/16/2004	145,305 60	79,360 44	65,945 16
7,900 00	BG GROUP	ORD GBP0 10	86/12/31-04/12/31	8/31/2004	48,865 62	41,555 96	7,309 66
2,900 00	BG GROUP	ORD GBP0 10	86/12/31-04/12/31	9/28/2004	19,402 54	13,020 53	6,382 01
1,700 00	BG GROUP	ORD GBP0 10	86/12/31-04/12/31	9/29/2004	11,290 15	7,611 17	3,678 98
6,100 00	SMITH + NEPHEW	ORD GBP0 1222	86/12/31-04/12/31	3/5/2004	60,951 00	39,814 98	21,136 02
1,500 00	SMITH + NEPHEW	ORD GBP0 1222	86/12/31-04/12/31	3/8/2004	14,902 38	9,647 46	5,254 92
1,600 00	SMITH + NEPHEW	ORD GBP0 1222	86/12/31-04/12/31	3/9/2004	15,710 50	10,290 62	5 419 88
2,000 00	SMITH + NEPHEW	ORD GBP0 1222	86/12/31-04/12/31	3/10/2004	19,280 13	12,588 65	6,691 48
1,200 00	SMITH + NEPHEW	ORD GBP0 1222	86/12/31-04/12/31	3/11/2004	11,350 86	6,894 08	4,456 78
800 00	SMITH + NEPHEW	ORD GBP0 1222	86/12/31-04/12/31	3/12/2004	7,498 69	4,596 05	2,902 64
3,700 00	GLAXOSMITHKLINE	ORD GBP0 25	86/12/31-04/12/31	8/31/2004	75,431 77	100,822 54	(25,190 77)
4,600 00	WOLSELEY	ORD GBP0 25	86/12/31-04/12/31	10/22/2004	77,046 29	60,331 38	16,714 91
3,100 00	WOLSELEY	ORD GBP0 25	86/12/31-04/12/31	11/16/2004	54,406 26	38,380 25	16,026 01
400 00	BOMBARDIER INC	CLASS B	86/12/31-04/12/31	6/4/2004	1,354 71	1,356 26	(1 55)
300 00	BOMBARDIER INC	CLASS B	86/12/31-04/12/31	6/7/2004	995 05	1,017 20	(22 15)
300 00	BOMBARDIER INC	CLASS B	86/12/31-04/12/31	6/8/2004	937 85	1,017 20	(79 35)
500 00	BOMBARDIER INC	CLASS B	86/12/31-04/12/31	6/10/2004	1,549 89	1,695 33	(145 44)
900 00	BOMBARDIER INC	CLASS B	86/12/31-04/12/31	6/17/2004	2,723 60	3,051 59	(327 99)
3,600 00	BOMBARDIER INC	CLASS B	86/12/31-04/12/31	6/18/2004	10,975 05	11,542 36	(567 31)
2,200 00	BOMBARDIER INC	CLASS B	86/12/31-04/12/31	6/23/2004	6,641 45	6,677 59	(36 14)
700 00	BOMBARDIER INC	CLASS B	86/12/31-04/12/31	6/24/2004	1,988 48	2,089 64	(101 16)
700 00	BOMBARDIER INC	CLASS B	86/12/31-04/12/31	7/2/2004	2,092 39	2,089 64	2 75
2,700 00	BOMBARDIER INC	CLASS B	86/12/31-04/12/31	7/14/2004	8,042 90	8,057 34	(14 44)
1,400 00	BOMBARDIER INC	CLASS B	86/12/31-04/12/31	7/19/2004	3,930 10	4,175 70	(245 60)
700 00	BOMBARDIER INC	CLASS B	86/12/31-04/12/31	7/21/2004	1,936 15	2,087 85	(151 70)
3,100 00	BOMBARDIER INC	CLASS B	86/12/31-04/12/31	7/22/2004	8,189 91	9,135 58	(945 67)
1,100 00	BOMBARDIER INC	CLASS B	86/12/31-04/12/31	8/4/2004	2,704 12	3,217 85	(513 73)
3,200 00	BOMBARDIER INC	CLASS B	86/12/31-04/12/31	8/5/2004	7,788 29	9,285 36	(1,497 07)
100 00	BOMBARDIER INC	CLASS B	86/12/31-04/12/31	8/6/2004	234 91	289 10	(54 19)
100 00	BOMBARDIER INC	CLASS B	86/12/31-04/12/31	8/10/2004	233 02	289 10	(56 08)
16,100 00	BOMBARDIER INC	CLASS B	86/12/31-04/12/31	8/10/2004	36,289 98	43,066 15	(6,776 17)
1,900 00	BOMBARDIER INC	CLASS B	86/12/31-04/12/31	8/11/2004	4,386 08	4,529 98	(143 90)
1,000 00	BOMBARDIER INC	CLASS B	86/12/31-04/12/31	8/11/2004	2,308 46	2,382 46	(74 00)
500 00	BOMBARDIER INC	CLASS B	86/12/31-04/12/31	8/17/2004	1,055 19	1,191 23	(136 04)
800 00	BOMBARDIER INC	CLASS B	86/12/31-04/12/31	8/18/2004	1,605 74	1,905 97	(300 23)
1,600 00	BOMBARDIER INC	CLASS B	86/12/31-04/12/31	8/19/2004	3,293 82	3,806 15	(512 33)
1,000 00	BOMBARDIER INC	CLASS B	86/12/31-04/12/31	8/20/2004	2,173 94	2,368 01	(194 07)
200 00	BOMBARDIER INC	CLASS B	86/12/31-04/12/31	8/23/2004	447 72	473 60	(25 88)
1,500 00	BOMBARDIER INC	CLASS B	86/12/31-04/12/31	8/24/2004	3,416 80	3,547 44	(130 64)
1,500 00	BOMBARDIER INC	CLASS B	86/12/31-04/12/31	8/25/2004	3,572 80	3,541 03	31 77
200 00	BOMBARDIER INC	CLASS B	86/12/31-04/12/31	8/25/2004	455 57	471 66	(16 09)
400 00	BOMBARDIER INC	CLASS B	86/12/31-04/12/31	8/26/2004	801 59	943 32	(141 73)
10,300 00	BOMBARDIER INC	CLASS B	86/12/31-04/12/31	11/16/2004	21,580 62	24,188 17	(2,607 55)
2,700 00	BOMBARDIER INC	CLASS B	86/12/31-04/12/31	6/30/2004	8,058 51	8,060 03	(1 52)
300 00	ASTRAZENECA	ORD USD0 25	86/12/31-04/12/31	9/13/2004	12,328 41	13,069 75	(741 34)
300 00	ASTRAZENECA	ORD USD0 25	86/12/31-04/12/31	9/22/2004	12,812 14	13,069 75	(257 61)
6 400 00	ASTRAZENECA	ORD USD0 25	86/12/31-04/12/31	10/6/2004	258,235 58	253,187 16	5,048 42
1,200 00	ASTRAZENECA	ORD USD0 25	86/12/31-04/12/31	10/7/2004	47,424 60	43,368 92	4,055 68
4,600 00	ASTRAZENECA	ORD USD0 25	86/12/31-04/12/31	10/22/2004	186,743 35	165,060 18	21,683 17
5,300 00	ASTRAZENECA	ORD USD0 25	86/12/31-04/12/31	11/16/2004	230,070 10	189,713 72	40,356 38
3,700 00	ASTRAZENECA	ORD USD0 25	86/12/31-04/12/31	8/31/2004	168,556 65	161,193 60	7,363 05
400 00	CAMECO CORP	COM	86/12/31-04/12/31	11/16/2004	35,771 04	30,533 12	5,237 92
7,600 00	HBOS	ORD GBP0 25	86/12/31-04/12/31	10/6/2004	103,898 19	89,297 95	14,600 24

THE ROCKEFELLER FOUNDATION
EMPLOYEE ID NO 13-1659629
GAIN AND LOSSES FOR TAX ON INVESTMENT INCOME
FORM 990 PF 2004, PART IV

Shares/Par Value	Security Name	Security Description	Date Bought	Date Sold	Proceeds	Cost	Realized
7,900 00	HBOS	ORD GBP0 25	86/12/31-04/12/31	10/22/2004	105,149 30	82,875 36	22,273 94
8,900 00	HBOS	ORD GBP0 25	86/12/31-04/12/31	11/16/2004	122,436 72	69,991 69	52,445 03
9,000 00	BRAMBLES INDUSTRIE	ORD GBP0 05	86/12/31-04/12/31	10/7/2004	41,095 73	63,449 71	(22,353 98)
6 700 00	BRAMBLES INDUSTRIE	ORD GBP0 05	86/12/31-04/12/31	10/22/2004	32,057 31	43,520 46	(11,463 15)
7,600 00	BRAMBLES INDUSTRIE	ORD GBP0 05	86/12/31-04/12/31	11/16/2004	38,636 80	42,187 40	(3 550 60)
700 00	NATIONAL GRID TRANSCO PLC	ORD GBP0 10	86/12/31-04/12/31	6/9/2004	5,439 98	6,465 36	(1 025 38)
900 00	NATIONAL GRID TRANSCO PLC	ORD GBP0 10	86/12/31-04/12/31	6/10/2004	7,057 22	8,312 61	(1,255 39)
700 00	NATIONAL GRID TRANSCO PLC	ORD GBP0 10	86/12/31-04/12/31	6/14/2004	5,391 81	6 465 36	(1,073 55)
700 00	NATIONAL GRID TRANSCO PLC	ORD GBP0 10	86/12/31-04/12/31	6/15/2004	5,477 56	6,465 36	(987 80)
1,300 00	NATIONAL GRID TRANSCO PLC	ORD GBP0 10	86/12/31-04/12/31	9/27/2004	10,815 56	10,387 72	427 84
11,500 00	NATIONAL GRID TRANSCO PLC	ORD GBP0 10	86/12/31-04/12/31	10/6/2004	96,342 23	86,300 15	10,042 08
1,550 00	NATIONAL GRID TRANSCO PLC	ORD GBP0 10	86/12/31-04/12/31	10/22/2004	13,292 01	10,589 04	2,702 97
13,950 00	NATIONAL GRID TRANSCO PLC	ORD GBP0 10	86/12/31-04/12/31	11/16/2004	120,037 52	91,268 47	28,769 05
11,100 00	NATIONAL GRID TRANSCO PLC	ORD GBP0 10	86/12/31-04/12/31	8/31/2004	93,403 56	96,424 86	(3,021 30)
1,300 00	NATIONAL GRID TRANSCO PLC	ORD GBP0 10	86/12/31-04/12/31	9/28/2004	10,825 90	10,380 15	445 75
400 00	NATIONAL GRID TRANSCO PLC	ORD GBP0 10	86/12/31-04/12/31	9/29/2004	3,343 30	3,190 39	152 91
1,800 00	BARCLAYS	ORD GBP0 25	86/12/31-04/12/31	6/11/2004	15,979 02	14,956 20	1,022 82
2,200 00	BARCLAYS	ORD GBP0 25	86/12/31-04/12/31	6/11/2004	19,485 37	18,280 03	1,205 34
2,000 00	BARCLAYS	ORD GBP0 25	86/12/31-04/12/31	6/14/2004	17,552 75	16,469 54	1,083 21
2,400 00	BARCLAYS	ORD GBP0 25	86/12/31-04/12/31	6/16/2004	21,239 31	19,754 08	1,485 23
2,300 00	BARCLAYS	ORD GBP0 25	86/12/31-04/12/31	6/17/2004	20,482 97	18,921 25	1,561 72
1,100 00	BARCLAYS	ORD GBP0 25	86/12/31-04/12/31	6/18/2004	9,760 88	9,046 29	714 59
3,100 00	BARCLAYS	ORD GBP0 25	86/12/31-04/12/31	10/22/2004	30,626 38	24,928 68	5,697 70
3,500 00	BARCLAYS	ORD GBP0 25	86/12/31-04/12/31	11/16/2004	37,228 52	28,085 83	9,142 69
5,500 00	BARCLAYS	ORD GBP0 25	86/12/31-04/12/31	2/27/2004	50,344 61	45,711 96	4,632 65
3,800 00	BARCLAYS	ORD GBP0 25	86/12/31-04/12/31	8/31/2004	35,372 67	30,897 35	4,475 32
8,300 00	XSTRATA	COM STK USD0 5	86/12/31-04/12/31	10/6/2004	135,010 94	74,276 90	60,734 04
3,700 00	XSTRATA	COM STK USD0 5	86/12/31-04/12/31	10/22/2004	59,305 05	26,345 78	32,959 27
4,250 00	XSTRATA	COM STK USD0 5	86/12/31-04/12/31	11/16/2004	72,136 31	30,262 04	41,874 27
300 00	GREAT WEST LIFECO INC	COM	86/12/31-04/12/31	10/25/2004	5,851 36	4,887 54	963 82
700 00	GREAT WEST LIFECO INC	COM	86/12/31-04/12/31	10/26/2004	13,696 37	11,393 79	2,302 58
100 00	GREAT WEST LIFECO INC	COM	86/12/31-04/12/31	11/1/2004	2,065 14	1,623 95	441 19
200 00	GREAT WEST LIFECO INC	COM	86/12/31-04/12/31	11/2/2004	4,152 22	3,247 90	904 32
2,100 00	GREAT WEST LIFECO INC	COM	86/12/31-04/12/31	11/16/2004	46,032 10	34,027 92	12,004 18
400 00	GREAT WEST LIFECO INC	COM	86/12/31-04/12/31	10/27/2004	7,904 31	6,495 81	1,408 50
100 00	GREAT WEST LIFECO INC	COM	86/12/31-04/12/31	10/28/2004	2,020 66	1,623 95	396 71
100 00	GREAT WEST LIFECO INC	COM	86/12/31-04/12/31	10/29/2004	2,062 50	1,623 95	438 55
3,700 00	BOUYGUES	EUR1	86/12/31-04/12/31	10/22/2004	143,046 59	153,049 23	(10,002 64)
11,600 00	BOUYGUES	EUR1	86/12/31-04/12/31	11/16/2004	506,515 89	365,844 40	140,671 49
800 00	AIR LIQUIDE(L)	EUR11	86/12/31-04/12/31	10/6/2004	128,796 40	104,678 16	24,118 24
800 00	AIR LIQUIDE(L)	EUR11	86/12/31-04/12/31	10/22/2004	128,826 89	94,215 37	34,611 52
467 00	AIR LIQUIDE(L)	EUR11	86/12/31-04/12/31	11/16/2004	79,999 57	51,701 06	28,298 51
200 00	AIR LIQUIDE(L)	EUR11	86/12/31-04/12/31	8/30/2004	31,550 30	32,152 96	(602 66)
800 00	ASSIC GENERALI	EUR1 00	86/12/31-04/12/31	6/11/2004	20,855 64	29,453 15	(8,597 51)
500 00	ASSIC GENERALI	EUR1 00	86/12/31-04/12/31	6/14/2004	12,943 41	18,408 22	(5,464 81)
700 00	ASSIC GENERALI	EUR1 00	86/12/31-04/12/31	6/15/2004	18,286 41	25,771 51	(7,485 10)
800 00	ASSIC GENERALI	EUR1 00	86/12/31-04/12/31	6/16/2004	20,781 51	29,453 15	(8,671 64)
600 00	ASSIC GENERALI	EUR1 00	86/12/31-04/12/31	6/17/2004	15,706 31	22,089 87	(6,383 56)
1,000 00	LOREAL	EUR0 2	86/12/31-04/12/31	10/6/2004	65,709 59	74,508 53	(8,798 94)
800 00	LOREAL	EUR0 2	86/12/31-04/12/31	10/22/2004	53,527 62	52,389 61	1,138 01
900 00	LOREAL	EUR0 2	86/12/31-04/12/31	11/16/2004	65,891 70	57,496 44	8,395 26
4,600 00	REED ELSEVIER NV	EUR0 06	86/12/31-04/12/31	10/6/2004	60,846 46	58,635 59	2,210 87
11,300 00	UNICREDITO ITALIAN	EUR0 50	86/12/31-04/12/31	10/6/2004	57,611 05	59,499 49	(1,888 44)
10,500 00	UNICREDITO ITALIAN	EUR0 50	86/12/31-04/12/31	10/22/2004	55,925 37	55 145 53	779 84
12,000 00	UNICREDITO ITALIAN	EUR0 50	86/12/31-04/12/31	11/16/2004	65,354 31	58,332 93	7,021 38
4,900 00	DNB NOR ASA	NOK10	86/12/31-04/12/31	10/22/2004	41,975 88	23,937 57	18,038 31
5,600 00	DNB NOR ASA	NOK10	86/12/31-04/12/31	11/16/2004	50,224 09	26,129 71	24,094 38
3,500 00	DNB NOR ASA	NOK10	86/12/31-04/12/31	8/30/2004	26,296 08	17,597 58	8,698 50
2,500 00	BAYER HYPO VEREINS	ORD NPV	86/12/31-04/12/31	10/6/2004	49,020 95	50,210 87	(1,189 92)
3,900 00	BAYER HYPO VEREINS	ORD NPV	86/12/31-04/12/31	10/22/2004	73,539 79	75,909 58	(2,369 79)
4,400 00	BAYER HYPO VEREINS	ORD NPV	86/12/31-04/12/31	11/16/2004	89,994 55	77,644 75	12,349 80
-	SYNGENTA AG	CHF8 30(REGD)	86/12/31-04/12/31	7/16/2004	1,218 25	1,195 52	22 73
613 00	SYNGENTA AG	CHF8 30(REGD)	86/12/31-04/12/31	10/22/2004	58,472 94	51,601 95	6,870 99
697 00	SYNGENTA AG	CHF8 30(REGD)	86/12/31-04/12/31	11/16/2004	69,553 98	55,620 13	13,933 85
2,400 00	IBERDROLA SA	EUR3	86/12/31-04/12/31	10/22/2004	51,550 00	50,750 47	799 53
2,800 00	IBERDROLA SA	EUR3	86/12/31-04/12/31	11/16/2004	62,768 75	57,702 05	5,066 70
2,000 00	INCO LTD	COM	86/12/31-04/12/31	10/6/2004	78,034 17	65,912 38	12,121 79
2,000 00	INCO LTD	COM	86/12/31-04/12/31	10/22/2004	70,924 33	65,244 38	5,679 95
2,200 00	INCO LTD	COM	86/12/31-04/12/31	11/16/2004	84,621 01	70,974 78	13,646 23
1,100 00	INCO LTD	COM	86/12/31-04/12/31	1/29/2004	38,407 20	26,106 34	12,300 86
400 00	INCO LTD	COM	86/12/31-04/12/31	2/3/2004	14,357 23	9,318 92	5,038 31
100 00	INCO LTD	COM	86/12/31-04/12/31	2/5/2004	3,493 03	2,324 80	1,168 23
300 00	INCO LTD	COM	86/12/31-04/12/31	2/6/2004	10,586 47	6,965 83	3,620 64
100 00	INCO LTD	COM	86/12/31-04/12/31	2/6/2004	3,532 84	2,316 22	1,216 62
100 00	INCO LTD	COM	86/12/31-04/12/31	2/9/2004	3,573 65	2,313 18	1,260 47
200 00	INCO LTD	COM	86/12/31-04/12/31	2/10/2004	7,263 36	4,626 36	2,637 00
400 00	INCO LTD	COM	86/12/31-04/12/31	2/11/2004	14,905 52	9,294 80	5,610 72
200 00	INCO LTD	COM	86/12/31-04/12/31	2/12/2004	7,576 56	4,633 74	2,942 82
200 00	INCO LTD	COM	86/12/31-04/12/31	2/17/2004	7,498 50	4,626 35	2,872 15
200 00	INCO LTD	COM	86/12/31-04/12/31	2/18/2004	7,638 37	4,558 84	3,079 53
200 00	NORSK HYDRO AS	NOK20	86/12/31-04/12/31	3/18/2004	14,447 84	10,684 49	3,763 35
200 00	NORSK HYDRO AS	NOK20	86/12/31-04/12/31	4/2/2004	12,593 52	9,622 04	2,971 48
200 00	NORSK HYDRO AS	NOK20	86/12/31-04/12/31	4/13/2004	13,297 75	9,620 18	3,677 57
200 00	NORSK HYDRO AS	NOK20	86/12/31-04/12/31	4/16/2004	13,372 04	9,585 22	3,786 82
300 00	NORSK HYDRO AS	NOK20	86/12/31-04/12/31	5/5/2004	18,739 74	14,120 35	4,619 39

THE ROCKEFELLER FOUNDATION
EMPLOYEE ID NO 13-1659629
GAIN AND LOSSES FOR TAX ON INVESTMENT INCOME
FORM 990 PF 2004, PART IV

Shares/Par Value	Security Name	Security Description	Date Bought	Date Sold	Proceeds	Cost	Realized
200 00	NORSK HYDRO AS	NOK20	86/12/31-04/12/31	5/6/2004	12,393 82	9,147 97	3,245 85
100 00	NORSK HYDRO AS	NOK20	86/12/31-04/12/31	5/7/2004	6,059 07	4,573 03	1,486 04
700 00	NORSK HYDRO AS	NOK20	86/12/31-04/12/31	10/22/2004	52,279 66	26,180 08	26,099 58
600 00	NORSK HYDRO AS	NOK20	86/12/31-04/12/31	11/16/2004	44,681 84	20,605 92	24,075 92
200 00	NORSK HYDRO AS	NOK20	86/12/31-04/12/31	3/31/2004	12,647 10	9,625 29	3,021 81
900 00	NORSK HYDRO AS	NOK20	86/12/31-04/12/31	8/30/2004	56,496 62	37,406 83	19,089 79
100 00	RENAULT (REGIE NATIONALE)	EUR3 81	86/12/31-04/12/31	1/2/2004	6,942 08	4,917 10	2,024 98
100 00	RENAULT (REGIE NATIONALE)	EUR3 81	86/12/31-04/12/31	1/5/2004	7,009 97	4,917 10	2,092 87
100 00	RENAULT (REGIE NATIONALE)	EUR3 81	86/12/31-04/12/31	1/7/2004	6,918 12	4,909 38	2,008 74
100 00	RENAULT (REGIE NATIONALE)	EUR3 81	86/12/31-04/12/31	1/13/2004	6,911 29	4,909 38	2,001 91
200 00	RENAULT (REGIE NATIONALE)	EUR3 81	86/12/31-04/12/31	1/14/2004	13,961 00	9,804 17	4,156 83
100 00	RENAULT (REGIE NATIONALE)	EUR3 81	86/12/31-04/12/31	1/16/2004	6,766 13	4,894 79	1,871 34
100 00	RENAULT (REGIE NATIONALE)	EUR3 81	86/12/31-04/12/31	1/19/2004	6,877 38	4,890 54	1,986 84
100 00	RENAULT (REGIE NATIONALE)	EUR3 81	86/12/31-04/12/31	1/20/2004	7,007 31	4,890 53	2,116 78
100 00	RENAULT (REGIE NATIONALE)	EUR3 81	86/12/31-04/12/31	2/9/2004	6,716 56	4,838 51	1,878 05
100 00	RENAULT (REGIE NATIONALE)	EUR3 81	86/12/31-04/12/31	2/17/2004	7,131 37	4,838 50	2,292 87
100 00	RENAULT (REGIE NATIONALE)	EUR3 81	86/12/31-04/12/31	2/19/2004	7,123 65	4,814 52	2,309 13
100 00	RENAULT (REGIE NATIONALE)	EUR3 81	86/12/31-04/12/31	3/2/2004	6,986 07	4,814 52	2,171 55
100 00	RENAULT (REGIE NATIONALE)	EUR3 81	86/12/31-04/12/31	3/4/2004	7,035 53	4,814 52	2,221 01
100 00	RENAULT (REGIE NATIONALE)	EUR3 81	86/12/31-04/12/31	3/5/2004	7,191 16	4,814 52	2,376 64
100 00	RENAULT (REGIE NATIONALE)	EUR3 81	86/12/31-04/12/31	3/8/2004	7,231 56	4,814 52	2,417 04
200 00	RENAULT (REGIE NATIONALE)	EUR3 81	86/12/31-04/12/31	3/17/2004	13,665 04	9,617 58	4,047 46
200 00	RENAULT (REGIE NATIONALE)	EUR3 81	86/12/31-04/12/31	3/26/2004	13,400 87	9,602 39	3,798 48
200 00	RENAULT (REGIE NATIONALE)	EUR3 81	86/12/31-04/12/31	7/20/2004	14,757 65	9,592 11	5,165 54
100 00	RENAULT (REGIE NATIONALE)	EUR3 81	86/12/31-04/12/31	7/27/2004	7,326 17	4,550 37	2,775 80
600 00	RENAULT (REGIE NATIONALE)	EUR3 81	86/12/31-04/12/31	10/6/2004	50,231 95	27,302 22	22,929 73
800 00	RENAULT (REGIE NATIONALE)	EUR3 81	86/12/31-04/12/31	10/22/2004	65,475 30	36,402 96	29,072 34
400 00	RENAULT (REGIE NATIONALE)	EUR3 81	86/12/31-04/12/31	11/16/2004	33,483 58	18,201 48	15,282 10
100 00	RENAULT (REGIE NATIONALE)	EUR3 81	86/12/31-04/12/31	2/27/2004	6,996 76	4,814 52	2,182 24
200 00	RENAULT (REGIE NATIONALE)	EUR3 81	86/12/31-04/12/31	3/29/2004	13,697 61	9,595 38	4,102 23
200 00	RENAULT (REGIE NATIONALE)	EUR3 81	86/12/31-04/12/31	6/28/2004	15,358 40	9,592 12	5,766 28
200 00	RENAULT (REGIE NATIONALE)	EUR3 81	86/12/31-04/12/31	6/29/2004	15,286 04	9,592 12	5,693 92
1,100 00	RENAULT (REGIE NATIONALE)	EUR3 81	86/12/31-04/12/31	8/30/2004	87,309 17	50,054 07	37,255 10
100 00	SCHNEIDER ELECTRIC	EUR8	86/12/31-04/12/31	1/28/2004	6,725 36	4,442 32	2,283 04
100 00	SCHNEIDER ELECTRIC	EUR8	86/12/31-04/12/31	1/29/2004	6,553 43	4,343 42	2,210 01
100 00	SCHNEIDER ELECTRIC	EUR8	86/12/31-04/12/31	2/4/2004	6,486 10	4,343 42	2,142 68
100 00	SCHNEIDER ELECTRIC	EUR8	86/12/31-04/12/31	2/6/2004	6,620 31	4,343 42	2,276 89
100 00	SCHNEIDER ELECTRIC	EUR8	86/12/31-04/12/31	2/9/2004	6,680 71	4,343 42	2,337 29
100 00	SCHNEIDER ELECTRIC	EUR8	86/12/31-04/12/31	2/17/2004	6,865 98	4,343 42	2,522 56
100 00	SCHNEIDER ELECTRIC	EUR8	86/12/31-04/12/31	2/19/2004	6,866 66	4,343 42	2,523 24
100 00	SCHNEIDER ELECTRIC	EUR8	86/12/31-04/12/31	2/20/2004	6,882 99	4,343 42	2,539 57
200 00	SCHNEIDER ELECTRIC	EUR8	86/12/31-04/12/31	3/23/2004	12,689 74	8,686 84	4,002 90
200 00	SCHNEIDER ELECTRIC	EUR8	86/12/31-04/12/31	3/25/2004	12,619 57	8,686 83	3,932 74
500 00	SCHNEIDER ELECTRIC	EUR8	86/12/31-04/12/31	10/6/2004	33,218 44	33,896 87	(678 43)
1,000 00	SCHNEIDER ELECTRIC	EUR8	86/12/31-04/12/31	10/22/2004	66,972 69	65,694 81	1,277 88
2,000 00	SCHNEIDER ELECTRIC	EUR8	86/12/31-04/12/31	11/16/2004	138,132 85	86,847 11	51,285 74
200 00	SCHNEIDER ELECTRIC	EUR8	86/12/31-04/12/31	3/29/2004	12,697 55	8,679 24	4,018 31
300 00	SCHNEIDER ELECTRIC	EUR8	86/12/31-04/12/31	3/30/2004	19,249 13	12,834 99	6,414 14
100 00	SCHNEIDER ELECTRIC	EUR8	86/12/31-04/12/31	3/31/2004	6,501 46	4,241 06	2,260 40
1,000 00	VIVENDI UNIVERSAL	EUR5 5	86/12/31-04/12/31	1/14/2004	26,982 19	34,502 75	(7,520 56)
500 00	VIVENDI UNIVERSAL	EUR5 5	86/12/31-04/12/31	1/15/2004	13,207 12	17,366 56	(4,159 44)
400 00	VIVENDI UNIVERSAL	EUR5 5	86/12/31-04/12/31	1/16/2004	10,397 72	13,893 25	(3,495 53)
400 00	VIVENDI UNIVERSAL	EUR5 5	86/12/31-04/12/31	1/19/2004	10,436 46	13,710 49	(3,274 03)
200 00	VIVENDI UNIVERSAL	EUR5 5	86/12/31-04/12/31	1/20/2004	5,332 41	6,710 18	(1,377 77)
200 00	VIVENDI UNIVERSAL	EUR5 5	86/12/31-04/12/31	1/21/2004	5,347 95	6,710 19	(1,362 24)
300 00	VIVENDI UNIVERSAL	EUR5 5	86/12/31-04/12/31	1/23/2004	7,995 37	10,061 08	(2,065 71)
300 00	VIVENDI UNIVERSAL	EUR5 5	86/12/31-04/12/31	1/26/2004	8,050 61	10,052 70	(2,002 09)
300 00	VIVENDI UNIVERSAL	EUR5 5	86/12/31-04/12/31	1/27/2004	8,247 81	10,052 70	(1,804 89)
200 00	VIVENDI UNIVERSAL	EUR5 5	86/12/31-04/12/31	1/28/2004	5,476 81	6,701 80	(1,225 19)
200 00	VIVENDI UNIVERSAL	EUR5 5	86/12/31-04/12/31	1/30/2004	5,306 89	6,586 80	(1,279 91)
200 00	VIVENDI UNIVERSAL	EUR5 5	86/12/31-04/12/31	2/2/2004	5,267 89	6,569 96	(1,302 07)
200 00	VIVENDI UNIVERSAL	EUR5 5	86/12/31-04/12/31	2/9/2004	5,325 76	6,553 11	(1,227 35)
400 00	VIVENDI UNIVERSAL	EUR5 5	86/12/31-04/12/31	2/11/2004	11,105 77	13,106 22	(2,000 45)
200 00	VIVENDI UNIVERSAL	EUR5 5	86/12/31-04/12/31	2/12/2004	5,565 52	6,429 54	(864 02)
400 00	VIVENDI UNIVERSAL	EUR5 5	86/12/31-04/12/31	2/5/2004	10,507 88	13,106 22	(2,598 34)
300 00	VIVENDI UNIVERSAL	EUR5 5	86/12/31-04/12/31	2/17/2004	8,667 56	9,458 93	(791 37)
200 00	VIVENDI UNIVERSAL	EUR5 5	86/12/31-04/12/31	3/1/2004	5,794 36	6,305 96	(511 60)
500 00	VIVENDI UNIVERSAL	EUR5 5	86/12/31-04/12/31	3/2/2004	14,272 09	15,764 89	(1,492 80)
300 00	VIVENDI UNIVERSAL	EUR5 5	86/12/31-04/12/31	3/3/2004	8,429 70	9,458 94	(1,029 24)
400 00	VIVENDI UNIVERSAL	EUR5 5	86/12/31-04/12/31	3/8/2004	11,385 76	12,449 63	(1,063 87)
300 00	VIVENDI UNIVERSAL	EUR5 5	86/12/31-04/12/31	5/7/2004	7,279 69	9,277 18	(1,997 49)
800 00	VIVENDI UNIVERSAL	EUR5 5	86/12/31-04/12/31	5/11/2004	18,931 88	24,627 44	(5,695 56)
500 00	VIVENDI UNIVERSAL	EUR5 5	86/12/31-04/12/31	6/2/2004	12,996 48	15,397 03	(2,400 55)
400 00	VIVENDI UNIVERSAL	EUR5 5	86/12/31-04/12/31	7/2/2004	11,191 60	12,301 99	(1,110 39)
100 00	VIVENDI UNIVERSAL	EUR5 5	86/12/31-04/12/31	7/7/2004	2,758 36	3,008 15	(249 79)
400 00	VIVENDI UNIVERSAL	EUR5 5	86/12/31-04/12/31	7/19/2004	10,303 69	12,032 62	(1,728 93)
600 00	VIVENDI UNIVERSAL	EUR5 5	86/12/31-04/12/31	7/20/2004	15,393 75	18,043 23	(2,649 48)
1,300 00	VIVENDI UNIVERSAL	EUR5 5	86/12/31-04/12/31	10/6/2004	34,782 21	16,105 37	18,676 84
1,700 00	VIVENDI UNIVERSAL	EUR5 5	86/12/31-04/12/31	10/22/2004	44,941 76	17,911 58	27,030 18
1,900 00	VIVENDI UNIVERSAL	EUR5 5	86/12/31-04/12/31	11/16/2004	55,478 60	20,018 83	35,459 77
(1,000 00)	VIVENDI UNIVERSAL	EUR5 5	86/12/31-04/12/31	1/14/2004	(26,955 17)	(34,733 12)	7,777 95
1,000 00	VIVENDI UNIVERSAL	EUR5 5	86/12/31-04/12/31	1/14/2004	26,955 17	34,733 12	(7,777 95)
400 00	VIVENDI UNIVERSAL	EUR5 5	86/12/31-04/12/31	2/27/2004	11,730 44	12,611 91	(881 47)
400 00	VIVENDI UNIVERSAL	EUR5 5	86/12/31-04/12/31	6/28/2004	11,258 31	12,313 72	(1,055 41)
3,200 00	VIVENDI UNIVERSAL	EUR5 5	86/12/31-04/12/31	8/30/2004	80,970 30	55,549 69	25,420 61

THE ROCKEFELLER FOUNDATION
EMPLOYEE ID NO 13-1659629
GAIN AND LOSSES FOR TAX ON INVESTMENT INCOME
FORM 990 PF 2004, PART IV

Shares/Par Value	Security Name	Security Description	Date Bought	Date Sold	Proceeds	Cost	Realized
100 00	SAP AG	NPV	86/12/31-04/12/31	4/26/2004	15,823 54	13,497 69	2,325 85
100 00	SAP AG	NPV	86/12/31-04/12/31	4/27/2004	15,829 19	13,497 69	2,331 50
200 00	SAP AG	NPV	86/12/31-04/12/31	5/6/2004	30,576 14	26,995 38	3,580 76
100 00	SAP AG	NPV	86/12/31-04/12/31	5/7/2004	14,811 52	13 497 69	1,313 83
200 00	SAP AG	NPV	86/12/31-04/12/31	10/6/2004	32,570 11	21,600 96	10,969 15
300 00	SAP AG	NPV	86/12/31-04/12/31	10/22/2004	50,810 15	29,570 15	21,240 00
200 00	SAP AG	NPV	86/12/31-04/12/31	11/16/2004	35,763 34	18,709 97	17,053 37
400 00	SAP AG	NPV	86/12/31-04/12/31	8/30/2004	59,484 11	50,381 67	9,102 44
300 00	FORENINGSSPARBK	SEK20 SER A	86/12/31-04/12/31	6/11/2004	5,536 22	4,347 76	1,188 46
1,300 00	FORENINGSSPARBK	SEK20 SER A	86/12/31-04/12/31	6/14/2004	23,975 36	18,178 13	5,797 23
800 00	FORENINGSSPARBK	SEK20 SER A	86/12/31-04/12/31	6/15/2004	14,946 43	10,894 09	4,052 34
400 00	FORENINGSSPARBK	SEK20 SER A	86/12/31-04/12/31	6/16/2004	7,412 19	5,447 04	1,965 15
200 00	FORENINGSSPARBK	SEK20 SER A	86/12/31-04/12/31	6/17/2004	3,708 50	2,723 52	984 98
100 00	FORENINGSSPARBK	SEK20 SER A	86/12/31-04/12/31	6/18/2004	1,888 83	1,361 71	527 12
1,500 00	FORENINGSSPARBK	SEK20 SER A	86/12/31-04/12/31	6/18/2004	28,257 48	20 426 26	7,831 22
900 00	FORENINGSSPARBK	SEK20 SER A	86/12/31-04/12/31	6/21/2004	17,031 37	12,255 34	4,776 03
1,800 00	FORENINGSSPARBK	SEK20 SER A	86/12/31-04/12/31	6/22/2004	34,034 62	24,452 43	9 582 19
600 00	FORENINGSSPARBK	SEK20 SER A	86/12/31-04/12/31	7/2/2004	11,530 66	8,128 41	3,402 25
100 00	FORENINGSSPARBK	SEK20 SER A	86/12/31-04/12/31	7/21/2004	1,881 13	1,354 73	506 40
600 00	FORENINGSSPARBK	SEK20 SER A	86/12/31-04/12/31	7/23/2004	10,683 47	8,123 17	2,560 30
600 00	FORENINGSSPARBK	SEK20 SER A	86/12/31-04/12/31	8/4/2004	10,750 66	8,107 41	2,643 25
700 00	FORENINGSSPARBK	SEK20 SER A	86/12/31-04/12/31	8/5/2004	12,678 95	8,079 06	4,599 89
100 00	FORENINGSSPARBK	SEK20 SER A	86/12/31-04/12/31	8/9/2004	1,824 28	1,006 67	817 61
1,800 00	FORENINGSSPARBK	SEK20 SER A	86/12/31-04/12/31	10/6/2004	36,894 86	18,120 01	18,774 85
2,200 00	FORENINGSSPARBK	SEK20 SER A	86/12/31-04/12/31	10/22/2004	45,641 84	22,146 67	23,495 17
2,500 00	FORENINGSSPARBK	SEK20 SER A	86/12/31-04/12/31	11/16/2004	56,303 26	25,166 68	31,136 58
4,500 00	FORENINGSSPARBK	SEK20 SER A	86/12/31-04/12/31	8/30/2004	85,302 14	45,300 02	40,002 12
700 00	E ON AG	NPV	86/12/31-04/12/31	10/6/2004	52,396 93	52,303 13	93 80
800 00	E ON AG	NPV	86/12/31-04/12/31	10/22/2004	62,864 61	58,579 50	4,285 11
1,000 00	E ON AG	NPV	86/12/31-04/12/31	11/16/2004	83,689 83	72,285 79	11,404 04
1,600 00	VNU NV	EUR0 20	86/12/31-04/12/31	10/6/2004	42,496 48	46,498 03	(4,001 55)
1,700 00	VNU NV	EUR0.20	86/12/31-04/12/31	10/22/2004	45,843 87	47,990 17	(2,146 30)
1,943 00	VNU NV	EUR0 20	86/12/31-04/12/31	11/17/2004	58,673 78	54,758 13	3,915 65
1,500 00	SCANIA AB	SEK10 SER B	86/12/31-04/12/31	10/22/2004	54,432 99	46,626 55	7,806 44
400 00	SCANIA AB	SEK10 SER B	86/12/31-04/12/31	11/16/2004	16,016 87	12,433 75	3,583 12
600 00	SCANIA AB	SEK10 SER B	86/12/31-04/12/31	11/17/2004	24,077 23	18,486 74	5 590 49
800 00	SCANIA AB	SEK10 SER B	86/12/31-04/12/31	8/30/2004	26,240 72	24,867 49	1,373 23
700 00	METRO AG	ORD NPV	86/12/31-04/12/31	2/4/2004	30,752 69	28 981 88	1,770 81
1,000 00	METRO AG	ORD NPV	86/12/31-04/12/31	2/5/2004	44,454 22	40,027 33	4,426 89
400 00	METRO AG	ORD NPV	86/12/31-04/12/31	2/9/2004	17,715 89	16,010 93	1,704 96
200 00	METRO AG	ORD NPV	86/12/31-04/12/31	2/10/2004	8,943 06	8,005 47	937 59
900 00	UPM KYMMENE OY	NPV	86/12/31-04/12/31	7/27/2004	16 814 82	16,338 11	476 71
600 00	UPM KYMMENE OY	NPV	86/12/31-04/12/31	8/2/2004	11,528 70	10,800 87	727 83
600 00	UPM KYMMENE OY	NPV	86/12/31-04/12/31	8/6/2004	11,635 85	10,768 54	867 31
700 00	UPM KYMMENE OY	NPV	86/12/31-04/12/31	9/27/2004	12,880 31	12,563 30	317 01
400 00	UPM KYMMENE OY	NPV	86/12/31-04/12/31	10/22/2004	7,910 60	7,015 81	894 79
700 00	UPM KYMMENE OY	NPV	86/12/31-04/12/31	7/28/2004	13,141 29	12,682 33	458 96
600 00	UPM KYMMENE OY	NPV	86/12/31-04/12/31	7/29/2004	11,391 51	10,861 17	530 34
700 00	UPM KYMMENE OY	NPV	86/12/31-04/12/31	7/30/2004	13,397 90	12,654 41	743 49
1,400 00	UPM KYMMENE OY	NPV	86/12/31-04/12/31	9/28/2004	25,843 28	24,583 88	1,259 40
700 00	UPM KYMMENE OY	NPV	86/12/31-04/12/31	9/28/2004	12,912 00	12,289 90	622 10
700 00	UPM KYMMENE OY	NPV	86/12/31-04/12/31	9/29/2004	13,110 35	12,277 68	832 67
500 00	FRANCE TELECOM	EUR4	86/12/31-04/12/31	1/2/2004	14,385 00	11,233 57	3,151 43
1,200 00	FRANCE TELECOM	EUR4	86/12/31-04/12/31	1/5/2004	35,230 95	26,418 59	8,812 36
100 00	FRANCE TELECOM	EUR4	86/12/31-04/12/31	1/6/2004	2,959 31	2,177 86	781 45
800 00	FRANCE TELECOM	EUR4	86/12/31-04/12/31	1/30/2004	23,786 23	17,389 05	6,397 18
1,000 00	FRANCE TELECOM	EUR4	86/12/31-04/12/31	3/17/2004	25,832 49	21,610 02	4,222 47
200 00	FRANCE TELECOM	EUR4	86/12/31-04/12/31	3/19/2004	5,180 41	4,322 01	858 40
200 00	FRANCE TELECOM	EUR4	86/12/31-04/12/31	4/1/2004	5,204 67	4,322 00	882 67
800 00	FRANCE TELECOM	EUR4	86/12/31-04/12/31	4/13/2004	20,301 93	16,855 05	3,446 88
300 00	FRANCE TELECOM	EUR4	86/12/31-04/12/31	4/14/2004	7,457 41	6,158 28	1,299 13
500 00	FRANCE TELECOM	EUR4	86/12/31-04/12/31	4/16/2004	12,349 98	10,263 80	2,086 18
500 00	FRANCE TELECOM	EUR4	86/12/31-04/12/31	4/20/2004	12,596 09	10,263 81	2,332 28
200 00	FRANCE TELECOM	EUR4	86/12/31-04/12/31	4/23/2004	4,926 49	4,105 52	820 97
300 00	FRANCE TELECOM	EUR4	86/12/31-04/12/31	4/26/2004	7,434 97	6,138 71	1,296 26
300 00	FRANCE TELECOM	EUR4	86/12/31-04/12/31	5/17/2004	6,793 19	6,128 93	664 26
500 00	FRANCE TELECOM	EUR4	86/12/31-04/12/31	4/28/2004	12,387 38	10,214 88	2,172 50
1,200 00	FRANCE TELECOM	EUR4	86/12/31-04/12/31	8/30/2004	29,079 82	24,515 70	4,564 12
8,800 00	ROYAL DUTCH PETROL	EUR0 56(BR)	86/12/31-04/12/31	10/6/2004	459,461 13	459,175 14	285 99
8,100 00	ROYAL DUTCH PETROL	EUR0 56(BR)	86/12/31-04/12/31	10/22/2004	433,094 80	392,081 56	41,013 24
9,300 00	ROYAL DUTCH PETROL	EUR0 56(BR)	86/12/31-04/12/31	11/16/2004	514,215 24	422,253 71	91,961 53
900 00	ALLIANZ AG	NPV(REGD)(VINKULIERT)	86/12/31-04/12/31	10/6/2004	95,783 55	143,151 26	(47,367 71)
900 00	ALLIANZ AG	NPV(REGD)(VINKULIERT)	86/12/31-04/12/31	10/22/2004	90,692 26	85,608 10	5,084 16
1,000 00	ALLIANZ AG	NPV(REGD)(VINKULIERT)	86/12/31-04/12/31	11/16/2004	119,872 91	69,624 34	50,248 57
6,800 00	ABN AMRO HLDGS NV	EUR0 56	86/12/31-04/12/31	10/6/2004	156,727 38	113,572 49	43,154 89
10,500 00	ABN AMRO HLDGS NV	EUR0 56	86/12/31-04/12/31	10/22/2004	244,419 06	166,381 41	78,037 65
12,032 00	ABN AMRO HLDGS NV	EUR0 56	86/12/31-04/12/31	11/16/2004	296,315 61	178,098 98	118,216 63
3,100 00	ABN AMRO HLDGS NV	EUR0 56	86/12/31-04/12/31	8/30/2004	65,051 77	55,717 58	9,334 19
900 00	MUENCHENER RUCKVERS AG	NPV(REGD)	86/12/31-04/12/31	10/22/2004	83,694 95	130,477 73	(46,782 78)
400 00	MUENCHENER RUCKVERS AG	NPV(REGD)	86/12/31-04/12/31	11/16/2004	42,744 83	33,921 78	8,823 05
300 00	MUENCHENER RUCKVERS AG	NPV(REGD)	86/12/31-04/12/31	8/30/2004	28,455 95	57,366 88	(28,910 93)
700 00	DASSAULT SYSTEMES	EUR1	86/12/31-04/12/31	10/22/2004	36,586 44	32,047 41	4,539 03
700 00	DASSAULT SYSTEMES	EUR1	86/12/31-04/12/31	11/16/2004	35,227 79	31,819 99	3,407 80
200 00	NUMICO (KON) NV	CVA (PART EXCH) EUR0 25	86/12/31-04/12/31	7/22/2004	4,093 98	4,087 42	6 56
100 00	NUMICO (KON) NV	CVA (PART EXCH) EUR0 25	86/12/31-04/12/31	7/22/2004	2,040 43	2,046 99	(6 56)

THE ROCKEFELLER FOUNDATION
EMPLOYEE ID NO 13-1659629
GAIN AND LOSSES FOR TAX ON INVESTMENT INCOME
FORM 990 PF 2004, PART IV

Shares/Par Value	Security Name	Security Description	Date Bought	Date Sold	Proceeds	Cost	Realized
2,300 00	TPG NV	EUR0 48	86/12/31-04/12/31	10/6/2004	56,758 52	52,956 91	3,801 61
4,000 00	TPG NV	EUR0 48	86/12/31-04/12/31	10/22/2004	96,982 25	88,028 45	8,953 80
1,000 00	VOLKSWAGEN AG	ORD NPV	86/12/31-04/12/31	11/16/2004	45,735 05	42,640 35	3,094 70
15,100 00	BBVA (BILB VIZ ARG)	EUR0 49	86/12/31-04/12/31	10/6/2004	215,706 93	229,521 81	(13,814 88)
14,200 00	BBVA (BILB VIZ ARG)	EUR0 49	86/12/31-04/12/31	10/22/2004	215,455 09	170,880 29	44,574 80
16,100 00	BBVA (BILB VIZ ARG)	EUR0 49	86/12/31-04/12/31	11/16/2004	255,356 34	157,021 45	98,334 89
2,500 00	DAIMLERCHRYSLER AG	ORD NPV(REGD)	86/12/31-04/12/31	10/6/2004	105,809 77	113,873 79	(8,064 02)
3,600 00	DAIMLERCHRYSLER AG	ORD NPV(REGD)	86/12/31-04/12/31	10/22/2004	148,026 01	133,057 44	14,968 57
3,300 00	DAIMLERCHRYSLER AG	ORD NPV(REGD)	86/12/31-04/12/31	11/16/2004	147,564 39	96,404 12	51,160 27
900 00	DAIMLERCHRYSLER AG	ORD NPV(REGD)	86/12/31-04/12/31	8/30/2004	37,544 91	42,500 52	(4,955 61)
300 00	SWISSCOM AG	CHF1 (REGD)	86/12/31-04/12/31	10/6/2004	103,482 33	87,231 25	16,251 08
561 00	SWISSCOM AG	CHF1 (REGD)	86/12/31-04/12/31	10/22/2004	198,672 17	156,200 59	42,471 58
638 00	SWISSCOM AG	CHF1 (REGD)	86/12/31-04/12/31	11/16/2004	241,324 70	168,648 52	72,676 18
600 00	UCB	NPV	86/12/31-04/12/31	10/22/2004	31,412 81	29,401 37	2,011 44
700 00	UCB	NPV	86/12/31-04/12/31	11/16/2004	37,915 23	31,346 75	6,568 48
5,900 00	THYSSENKRUPP AG	NPV	86/12/31-04/12/31	8/30/2004	109,155 69	87,651 58	21,504 11
800 00	CARREFOUR	EUR2 50	86/12/31-04/12/31	10/22/2004	35,357 37	34,090 97	1,266 40
800 00	CARREFOUR	EUR2 50	86/12/31-04/12/31	11/16/2004	37,729 36	34,090 97	3,638 39
5,500 00	ASTRAZENECA	ORD USD0 25	86/12/31-04/12/31	10/22/2004	224,392 94	232,475 23	(8,082 29)
6,200 00	ASTRAZENECA	ORD USD0 25	86/12/31-04/12/31	11/16/2004	268,792 84	245,007 79	23,785 05
1,500 00	TUI AG	NPV	86/12/31-04/12/31	10/22/2004	30,177 17	44,315 10	(14,137 93)
1,800 00	TUI AG	NPV	86/12/31-04/12/31	11/16/2004	39,695 98	51,109 87	(11,413 89)
1,700 00	REPSOL YPF SA)	EUR1(REGD)	86/12/31-04/12/31	1/26/2004	34,528 57	24,749 88	9,778 69
1,600 00	REPSOL YPF SA)	EUR1(REGD)	86/12/31-04/12/31	1/27/2004	32,995 70	23,186 61	9,807 09
1,900 00	REPSOL YPF SA)	EUR1(REGD)	86/12/31-04/12/31	1/28/2004	39,024 55	26,309 67	12,714 88
400 00	REPSOL YPF SA)	EUR1(REGD)	86/12/31-04/12/31	1/29/2004	8,064 46	5,361 49	2,702 97
400 00	REPSOL YPF SA)	EUR1(REGD)	86/12/31-04/12/31	2/2/2004	8,101 94	5,262 65	2,839 29
5,000 00	SANOFI AVENTIS	EUR2	86/12/31-04/12/31	10/7/2004	362,760 58	332,991 01	29,769 57
5,000 00	SANOFI AVENTIS	EUR2	86/12/31-04/12/31	10/25/2004	353,717 38	308,541 09	45,176 29
8,080 00	SANOFI AVENTIS	EUR2	86/12/31-04/12/31	11/17/2004	624,572 21	390,604 42	233,967 79
1,600 00	SANOFI AVENTIS	EUR2	86/12/31-04/12/31	8/30/2004	114,252 98	110,772 01	3,480 97
417 00	SANOFI AVENTIS	EUR2	86/12/31-04/12/31	11/16/2004	32,107 64	26,708 84	5,398 80
500 00	ASSA ABLOY	SEK1 SER B	86/12/31-04/12/31	5/18/2004	5,649 42	7,719 64	(2,070 22)
500 00	ASSA ABLOY	SEK1 SER B	86/12/31-04/12/31	5/19/2004	5,834 64	7,719 64	(1,885 00)
700 00	ASSA ABLOY	SEK1 SER B	86/12/31-04/12/31	6/1/2004	8,118 33	10,807 50	(2,689 17)
500 00	ASSA ABLOY	SEK1 SER B	86/12/31-04/12/31	6/2/2004	5,926 09	7,719 64	(1,793 55)
700 00	ASSA ABLOY	SEK1 SER B	86/12/31-04/12/31	6/3/2004	8,311 06	10,807 50	(2,496 44)
500 00	ASSA ABLOY	SEK1 SER B	86/12/31-04/12/31	6/11/2004	6,067 34	7,719 65	(1,652 31)
500 00	ASSA ABLOY	SEK1 SER B	86/12/31-04/12/31	6/15/2004	6,148 87	7,719 65	(1,570 78)
800 00	ASSA ABLOY	SEK1 SER B	86/12/31-04/12/31	7/1/2004	10,270 73	12,351 43	(2,080 70)
900 00	ASSA ABLOY	SEK1 SER B	86/12/31-04/12/31	8/5/2004	10,762 00	13,316 64	(2,554 64)
1,200 00	ASSA ABLOY	SEK1 SER B	86/12/31-04/12/31	8/23/2004	14,332 50	14,721 85	(389 35)
600 00	ASSA ABLOY	SEK1 SER B	86/12/31-04/12/31	8/24/2004	7,153 34	7,286 87	(133 53)
2,000 00	ASSA ABLOY	SEK1 SER B	86/12/31-04/12/31	2/27/2004	26,732 26	30,914 06	(4,181 80)
500 00	ASSA ABLOY	SEK1 SER B	86/12/31-04/12/31	4/29/2004	6,116 80	7,719 64	(1,602 84)
500 00	ASSA ABLOY	SEK1 SER B	86/12/31-04/12/31	5/26/2004	5,746 67	7,719 64	(1,972 97)
500 00	ASSA ABLOY	SEK1 SER B	86/12/31-04/12/31	5/27/2004	5,852 23	7,719 64	(1,867 41)
6,000 00	ASSA ABLOY	SEK1 SER B	86/12/31-04/12/31	8/30/2004	72,069 59	72,616 47	(546 88)
500 00	TDC A/S	DKK5	86/12/31-04/12/31	10/22/2004	18,320 48	16,120 98	2,199 50
600 00	TDC A/S	DKK5	86/12/31-04/12/31	11/16/2004	23,091 19	19,231 75	3,859 44
500 00	SVENSKA HANDELSBANKEN SERIES A	PV SEK4	86/12/31-04/12/31	3/8/2004	9,432 64	6,444 33	2,988 31
1,500 00	SVENSKA HANDELSBANKEN SERIES A	PV SEK4	86/12/31-04/12/31	3/10/2004	27,995 22	19,311 11	8,684 11
700 00	SVENSKA HANDELSBANKEN SERIES A	PV SEK4	86/12/31-04/12/31	3/16/2004	13,090 23	8,983 74	4,106 49
300 00	SVENSKA HANDELSBANKEN SERIES A	PV SEK4	86/12/31-04/12/31	4/6/2004	5,669 58	3,839 33	1,830 25
300 00	SVENSKA HANDELSBANKEN SERIES A	PV SEK4	86/12/31-04/12/31	4/7/2004	5,762 28	3,817 64	1,944 64
400 00	SVENSKA HANDELSBANKEN SERIES A	PV SEK4	86/12/31-04/12/31	4/13/2004	7,598 89	5,090 18	2,508 71
300 00	SVENSKA HANDELSBANKEN SERIES A	PV SEK4	86/12/31-04/12/31	4/19/2004	5,742 62	3,817 64	1,924 98
300 00	SVENSKA HANDELSBANKEN SERIES A	PV SEK4	86/12/31-04/12/31	4/20/2004	5,791 46	3,817 64	1,973 82
600 00	SVENSKA HANDELSBANKEN SERIES A	PV SEK4	86/12/31-04/12/31	4/23/2004	11,593 62	7,598 49	3,995 13
300 00	SVENSKA HANDELSBANKEN SERIES A	PV SEK4	86/12/31-04/12/31	4/27/2004	6,098 00	3,780 86	2,317 14
100 00	SVENSKA HANDELSBANKEN SERIES A	PV SEK4	86/12/31-04/12/31	6/3/2004	1,931 13	1,260 28	670 85
400 00	SVENSKA HANDELSBANKEN SERIES A	PV SEK4	86/12/31-04/12/31	3/30/2004	7,468 63	5,133 57	2,335 06
11,700 00	BCO SANT CENT HISP	EURO 50(REGD)	86/12/31-04/12/31	11/16/2004	134,932 08	128,667 65	6,264 43
100 00	SIEMENS AG NPV (REGD)	NPV (REGD)	86/12/31-04/12/31	1/2/2004	8,047 39	6,379 29	1,668 10
100 00	SIEMENS AG NPV (REGD)	NPV (REGD)	86/12/31-04/12/31	1/6/2004	8,182 04	6,379 30	1,802 74
800 00	SIEMENS AG NPV (REGD)	NPV (REGD)	86/12/31-04/12/31	2/9/2004	66,316 74	50,485 71	15,831 03
200 00	SIEMENS AG NPV (REGD)	NPV (REGD)	86/12/31-04/12/31	3/1/2004	15,576 50	11,978 97	3,597 53
100 00	SIEMENS AG NPV (REGD)	NPV (REGD)	86/12/31-04/12/31	5/5/2004	7,450 79	5,989 49	1,461 30
200 00	SIEMENS AG NPV (REGD)	NPV (REGD)	86/12/31-04/12/31	5/7/2004	14,016 18	11,978 97	2,037 21
300 00	SIEMENS AG NPV (REGD)	NPV (REGD)	86/12/31-04/12/31	5/11/2004	20,547 63	17,968 46	2,579 17
800 00	SIEMENS AG NPV (REGD)	NPV (REGD)	86/12/31-04/12/31	10/6/2004	60,599 65	53,169 93	7,429 72
2,000 00	SIEMENS AG NPV (REGD)	NPV (REGD)	86/12/31-04/12/31	10/22/2004	147,291 61	113,330 77	33,960 84
700 00	SIEMENS AG NPV (REGD)	NPV (REGD)	86/12/31-04/12/31	11/11/2004	54,221 79	31,489 90	22,731 89
1,600 00	SIEMENS AG NPV (REGD)	NPV (REGD)	86/12/31-04/12/31	11/16/2004	125,998 97	63,336 27	62,662 70
300 00	SIEMENS AG NPV (REGD)	NPV (REGD)	86/12/31-04/12/31	2/27/2004	23,265 13	18,648 61	4,616 52
7,600 00	TELEFONICA SA	EUR 1	86/12/31-04/12/31	10/6/2004	120,059 83	144,240 84	(24,181 01)
8,800 00	TELEFONICA SA	EUR 1	86/12/31-04/12/31	10/22/2004	143,621 59	96,615 85	47,005 74
-	TELEFONICA SA	EUR 1	86/12/31-04/12/31	11/12/2004	2,575 64	2,174 48	401 16
9,958 00	TELEFONICA SA	EUR 1	86/12/31-04/12/31	11/16/2004	165,553 41	65,544 47	100,008 94
300 00	DEUTSCHE BANK AG	ORD NPV (REGD)	86/12/31-04/12/31	3/10/2004	26,332 98	19,895 47	6,437 51
100 00	DEUTSCHE BANK AG	ORD NPV (REGD)	86/12/31-04/12/31	3/11/2004	8,599 87	6,631 82	1,968 05
300 00	DEUTSCHE BANK AG	ORD NPV (REGD)	86/12/31-04/12/31	3/16/2004	25,147 78	19,895 48	5,252 30
100 00	DEUTSCHE BANK AG	ORD NPV (REGD)	86/12/31-04/12/31	3/17/2004	8,532 28	6,631 82	1,900 46
400 00	DEUTSCHE BANK AG	ORD NPV (REGD)	86/12/31-04/12/31	3/19/2004	33,385 37	26,527 30	6,858 07
100 00	DEUTSCHE BANK AG	ORD NPV (REGD)	86/12/31-04/12/31	3/22/2004	8,167 83	6,389 02	1,778 81

THE ROCKEFELLER FOUNDATION
EMPLOYEE ID NO 13-1659629
GAIN AND LOSSES FOR TAX ON INVESTMENT INCOME
FORM 990 PF 2004, PART IV

Shares/Par Value	Security Name	Security Description	Date Bought	Date Sold	Proceeds	Cost	Realized
200 00	DEUTSCHE BANK AG	ORD NPV (REGD)	86/12/31-04/12/31	3/23/2004	16,373 83	12,745 26	3,628 57
100 00	DEUTSCHE BANK AG	ORD NPV (REGD)	86/12/31-04/12/31	3/24/2004	8 126 46	6,299 85	1,826 61
300 00	DEUTSCHE BANK AG	ORD NPV (REGD)	86/12/31-04/12/31	3/25/2004	24,273 16	18,538 66	5,734 50
200 00	DEUTSCHE BANK AG	ORD NPV (REGD)	86/12/31-04/12/31	3/26/2004	16,211 48	11,910 01	4,301 47
300 00	DEUTSCHE BANK AG	ORD NPV (REGD)	86/12/31-04/12/31	3/29/2004	24,507 61	17,079 62	7,427 99
600 00	DEUTSCHE BANK AG	ORD NPV (REGD)	86/12/31-04/12/31	10/22/2004	58,896 45	58,516 04	380 41
1,000 00	DEUTSCHE BANK AG	ORD NPV (REGD)	86/12/31-04/12/31	11/16/2004	82,393 12	55,606 21	26,786 91
200 00	DEUTSCHE BANK AG	ORD NPV (REGD)	86/12/31-04/12/31	3/30/2004	16,437 59	11,307 07	5,130 52
900 00	BAYERISCHE MOTOREN WERKE AG	EUR1	86/12/31-04/12/31	10/6/2004	38,443 53	41,099 86	(2,656 33)
2,300 00	BAYERISCHE MOTOREN WERKE AG	EUR1	86/12/31-04/12/31	10/22/2004	96,719 46	75,642 32	21,077 14
1,200 00	ACCOR	EUR3	86/12/31-04/12/31	10/6/2004	47,221 50	54,018 92	(6,797 42)
1,400 00	ACCOR	EUR3	86/12/31-04/12/31	10/22/2004	55,126 97	56,775 84	(1,648 87)
1,600 00	ACCOR	EUR3	86/12/31-04/12/31	11/16/2004	69,503 79	60,360 18	9,143 61
5,200 00	INFINEON TECHNOLOGIES AG	ORD NPV	86/12/31-04/12/31	10/22/2004	54,802 06	78,010 91	(23,208 85)
5,900 00	INFINEON TECHNOLOGIES AG	ORD NPV	86/12/31-04/12/31	11/16/2004	66,636 76	86,053 41	(19,416 65)
1,900 00	NOKIA (AB) OY	EUR0 06	86/12/31-04/12/31	1/30/2004	39,409 05	31,161 29	8,247 76
1,100 00	NOKIA (AB) OY	EUR0 06	86/12/31-04/12/31	2/16/2004	24,374 26	17,434 46	6,939 80
200 00	NOKIA (AB) OY	EUR0 06	86/12/31-04/12/31	2/17/2004	4,502 65	3,169 90	1,332 75
6,000 00	NOKIA OYJ	EUR0 06	86/12/31-04/12/31	10/6/2004	86,227 70	95,097 07	(8,869 37)
4 700 00	NOKIA OYJ	EUR0 06	86/12/31-04/12/31	10/22/2004	70,719 78	72 536 50	(1,816 72)
4 300 00	NOKIA OYJ	EUR0 06	86/12/31-04/12/31	11/16/2004	70,708 34	64,427 05	6,281 29
2,100 00	NOKIA (AB) OY	EUR0 06	86/12/31-04/12/31	4/28/2004	30,789 99	33,283 98	(2,493 99)
2,800 00	NOKIA OYJ	EUR0 06	86/12/31-04/12/31	8/30/2004	32,882 05	44,378 64	(11,496 59)
2,200 00	AEGON NV	EUR0 12	86/12/31-04/12/31	9/22/2004	24,457 85	83,397 84	(58,939 99)
500 00	AEGON NV	EUR0 12	86/12/31-04/12/31	9/23/2004	5,426 57	17,404 33	(11,977 76)
600 00	AEGON NV	EUR0 12	86/12/31-04/12/31	9/24/2004	6,444 19	20,885 19	(14,441 00)
800 00	AEGON NV	EUR0 12	86/12/31-04/12/31	9/27/2004	8,446 71	27,846 92	(19,400 21)
600 00	AEGON NV	EUR0 12	86/12/31-04/12/31	10/1/2004	6,509 91	14,289 56	(7,779 65)
600 00	AEGON NV	EUR0 12	86/12/31-04/12/31	10/4/2004	6 650 75	14,174 63	(7,523 88)
800 00	AEGON NV	EUR0 12	86/12/31-04/12/31	10/5/2004	8,939 86	18,899 52	(9,959 66)
600 00	AEGON NV	EUR0 12	86/12/31-04/12/31	10/6/2004	6,687 48	14,074 60	(7 387 12)
3,500 00	AEGON NV	EUR0 12	86/12/31-04/12/31	10/6/2004	39,010 28	82,207 75	(43,197 47)
8,100 00	AEGON NV	EUR0 12	86/12/31-04/12/31	10/7/2004	90,629 12	189,982 74	(99,353 62)
16,300 00	AEGON NV	EUR0 12	86/12/31-04/12/31	10/22/2004	171,501 56	258,943 47	(87,441 91)
9,159 00	AEGON NV	EUR0 12	86/12/31-04/12/31	11/16/2004	114,040 20	86,647 92	27,392 28
5,600 00	AEGON NV	EUR0 12	86/12/31-04/12/31	8/30/2004	60,093 29	219,205 63	(159,112 34)
2,000 00	AEGON NV	EUR0 12	86/12/31-04/12/31	9/28/2004	21,001 15	67,401 45	(46,400 30)
700 00	AEGON NV	EUR0 12	86/12/31-04/12/31	9/29/2004	7,475 97	20,171 37	(12,695 40)
600 00	AEGON NV	EUR0 12	86/12/31-04/12/31	9/30/2004	6,513 69	16,124 76	(9,611 07)
21,000 00	KON KPN NV	EUR0 24	86/12/31-04/12/31	10/6/2004	160,468 00	171,330 66	(10,862 66)
28,300 00	KON KPN NV	EUR0 24	86/12/31-04/12/31	10/22/2004	221,840 65	174,330 65	47,510 00
32,100 00	KON KPN NV	EUR0 24	86/12/31-04/12/31	11/16/2004	274,779 80	170,044 88	104,734 92
18,000 00	ERICSSON(LM)TEL	SEK1 SER B	86/12/31-04/12/31	11/16/2004	58,917 47	53,598 50	5,318 97
1,500 00	STMICROELECTRONICS	EUR1 04	86/12/31-04/12/31	10/22/2004	27,016 11	30,225 60	(3,209 49)
1,700 00	STMICROELECTRONICS	EUR1 04	86/12/31-04/12/31	11/16/2004	34,915 39	31,357 59	3,557 80
700 00	SANDVIK AB	SEK6	86/12/31-04/12/31	2/11/2004	23,770 66	16,293 31	7,477 35
200 00	SANDVIK AB	SEK6	86/12/31-04/12/31	2/12/2004	6,875 39	4,637 07	2,238 32
200 00	SANDVIK AB	SEK6	86/12/31-04/12/31	2/16/2004	6,742 47	4,617 11	2,125 36
300 00	SANDVIK AB	SEK6	86/12/31-04/12/31	2/19/2004	10,079 49	6,901 05	3,178 44
400 00	SANDVIK AB	SEK6	86/12/31-04/12/31	2/23/2004	13,272 96	9,174 12	4,098 84
200 00	SANDVIK AB	SEK6	86/12/31-04/12/31	2/24/2004	6,658 31	4,580 20	2,078 11
400 00	SANDVIK AB	SEK6	86/12/31-04/12/31	3/2/2004	12,750 81	9 071 65	3,679 16
300 00	SANDVIK AB	SEK6	86/12/31-04/12/31	3/3/2004	9,592 98	6,788 68	2,804 30
200 00	SANDVIK AB	SEK6	86/12/31-04/12/31	2/25/2004	6,514 11	4,580 20	1,933 91
700 00	SOC GENERALE	EUR1 25	86/12/31-04/12/31	10/22/2004	64,494 23	53,426 10	11,068 13
900 00	SOC GENERALE	EUR1 25	86/12/31-04/12/31	11/16/2004	87,525 06	62,360 26	25,164 80
118 00	SERONO SA	B CHF25 BR	86/12/31-04/12/31	10/22/2004	72,627 87	73,495 22	(867 35)
57 00	SERONO SA	B CHF25 BR	86/12/31-04/12/31	11/16/2004	36,579 94	33,542 61	3,037 33
1,200 00	PHILIPS ELEC(KON)	EUR0 20	86/12/31-04/12/31	10/6/2004	28,702 78	21,306 87	7,395 91
1,300 00	PHILIPS ELEC(KON)	EUR0 20	86/12/31-04/12/31	10/22/2004	30,338 03	23,082 45	7,255 58
1,400 00	PHILIPS ELEC(KON)	EUR0 20	86/12/31-04/12/31	11/16/2004	35,763 34	24,534 64	11,228 70
300 00	AIFUL CORP	JPY50	86/12/31-04/12/31	2/27/2004	25,802 20	27,006 34	(1,204 14)
1,250 00	AIFUL CORP	JPY50	86/12/31-04/12/31	8/30/2004	124,981 56	96,970 93	28,010 63
34,000 00	HANG LUNG PROP	HKD1	86/12/31-04/12/31	10/25/2004	49,501 00	35,089 00	14,412 00
38,000 00	HANG LUNG PROP	HKD1	86/12/31-04/12/31	11/16/2004	58,493 66	37,593 10	20,900 56
1,500 00	AUST + NZ BANK GRP	NPV	86/12/31-04/12/31	4/21/2004	20,688 72	19,976 38	712 34
800 00	AUST + NZ BANK GRP	NPV	86/12/31-04/12/31	4/23/2004	11,043 79	10,654 07	389 72
2,990 00	AUST + NZ BANK GRP	NPV	86/12/31-04/12/31	10/22/2004	43,187 95	20,126 82	23,061 13
3,400 00	AUST + NZ BANK GRP	NPV	86/12/31-04/12/31	11/16/2004	52,686 00	22,886 68	29,799 32
6,300 00	AUST + NZ BANK GRP	NPV	86/12/31-04/12/31	8/30/2004	80,534 78	58,548 47	21,986 31
11,400 00	AMCOR LIMITED	NPV	86/12/31-04/12/31	10/22/2004	60,886 89	68,836 71	(7,949 82)
6,600 00	AMCOR LIMITED	NPV	86/12/31-04/12/31	11/16/2004	38,846 84	38,994 45	(147 61)
31,000 00	CHINA MOBILE (HK)	HKD0 10	86/12/31-04/12/31	8/30/2004	89,973 66	139,567 97	(49,594 11)
1 00	YAHOO JAPAN CORP	JPY50000	86/12/31-04/12/31	3/11/2004	18,644 32	16,693 78	1,950 54
2 00	YAHOO JAPAN CORP	JPY50000	86/12/31-04/12/31	3/12/2004	35,880 68	33,385 93	2,494 75
2 00	YAHOO JAPAN CORP	JPY50000	86/12/31-04/12/31	3/16/2004	37,286 09	31,665 36	5,620 73
3 00	YAHOO JAPAN CORP	JPY50000	86/12/31-04/12/31	4/12/2004	36,592 57	13,364 19	23,228 38
2 00	YAHOO JAPAN CORP	JPY50000	86/12/31-04/12/31	4/20/2004	22,089 35	5,954 25	16,135 10
3 00	YAHOO JAPAN CORP	JPY50000	86/12/31-04/12/31	4/21/2004	33,271 62	8,679 51	24,592 11
1 00	YAHOO JAPAN CORP	JPY50000	86/12/31-04/12/31	2/25/2004	17,639 90	16,693 78	946 12
2 00	YAHOO JAPAN CORP	JPY50000	86/12/31-04/12/31	5/28/2004	19,844 66	10,662 09	9,182 57
8 00	YAHOO JAPAN CORP	JPY50000	86/12/31-04/12/31	8/30/2004	77,474 50	23,963 02	53,511 48
2,000 00	SINGAPORE PRESS HD	SGD1 (POST RECONSTRUCTION)	86/12/31-04/12/31	3/8/2004	21,834 05	34,145 86	(12,311 81)
2,000 00	SINGAPORE PRESS HD	SGD1 (POST RECONSTRUCTION)	86/12/31-04/12/31	3/12/2004	21,423 22	34,145 86	(12,722 64)
3,000 00	SINGAPORE PRESS HD	SGD1 (POST RECONSTRUCTION)	86/12/31-04/12/31	3/18/2004	33,016 14	51,218 80	(18,202 66)

THE ROCKEFELLER FOUNDATION
EMPLOYEE ID NO 13-1659629
GAIN AND LOSSES FOR TAX ON INVESTMENT INCOME
FORM 990 PF 2004, PART IV

Shares/Par Value	Security Name	Security Description	Date Bought	Date Sold	Proceeds	Cost	Realized
4,049 00	BHP BILLITON LTD	NPV	86/12/31-04/12/31	10/15/2004	41,596 13	21,160 01	20,436 12
3,012 00	BHP BILLITON LTD	NPV	86/12/31-04/12/31	10/18/2004	30,889 13	15,702 54	15,186 59
2,577 00	BHP BILLITON LTD	NPV	86/12/31-04/12/31	10/19/2004	26,110 29	13,429 14	12,681 15
2,639 00	BHP BILLITON LTD	NPV	86/12/31-04/12/31	10/20/2004	26,477 89	13,717 20	12,760 69
5,160 00	BHP BILLITON LTD	NPV	86/12/31-04/12/31	10/22/2004	53,208 37	26,630 65	26,577 72
9,253 00	BHP BILLITON LTD	NPV	86/12/31-04/12/31	11/16/2004	101,712 15	46,103 19	55,608 96
1,000 00	CANON INC	JPY50	86/12/31-04/12/31	2/23/2004	49,174 01	39,622 72	9,551 29
500 00	CANON INC	JPY50	86/12/31-04/12/31	8/11/2004	23,313 08	19,655 46	3,657 62
300 00	CANON INC	JPY50	86/12/31-04/12/31	8/17/2004	13,768 87	11,793 28	1,975 59
1,000 00	CANON INC	JPY50	86/12/31-04/12/31	10/22/2004	48,404 02	43,635 17	4,768 85
1,400 00	CANON INC	JPY50	86/12/31-04/12/31	11/16/2004	72,041 36	50,161 19	21,880 17
500 00	CANON INC	JPY50	86/12/31-04/12/31	8/30/2004	23,841 89	19,131 70	4,710 19
6,000 00	DBS GROUP HLDGS	SGD1	86/12/31-04/12/31	1/30/2004	54,810 29	49,892 68	4,917 61
5,000 00	DBS GROUP HLDGS	SGD1	86/12/31-04/12/31	4/12/2004	42,733 61	41,577 24	1,156 37
11,780 00	DBS GROUP HLDGS	SGD1	86/12/31-04/12/31	8/30/2004	107,732 61	16,630 89	91,101 72
3,000 00	CHEUNG KONG(HLDGS)	HKD0 50	86/12/31-04/12/31	4/13/2004	26,275 92	28,022 01	(1,746 09)
4,000 00	CHEUNG KONG(HLDGS)	HKD0 50	86/12/31-04/12/31	4/14/2004	34,051 74	28,889 85	5,161 89
3,000 00	CHEUNG KONG(HLDGS)	HKD0 50	86/12/31-04/12/31	4/15/2004	24,439 48	21,667 38	2,772 10
10,000 00	CHEUNG KONG(HLDGS)	HKD0 50	86/12/31-04/12/31	8/30/2004	85,820 58	72,224 62	13,595 96
1,000 00	DAI NIPPON PRINTNG	JPY50	86/12/31-04/12/31	10/15/2004	13,554 90	13,351 53	203 37
1,000 00	DAI NIPPON PRINTNG	JPY50	86/12/31-04/12/31	10/18/2004	13,419 44	13,351 53	67 91
1,000 00	DAI NIPPON PRINTNG	JPY50	86/12/31-04/12/31	10/19/2004	13,638 01	13,163 72	474 29
1,000 00	DAI NIPPON PRINTNG	JPY50	86/12/31-04/12/31	10/22/2004	13,542 05	13,163 72	378 33
1,000 00	DAI NIPPON PRINTNG	JPY50	86/12/31-04/12/31	10/26/2004	13,329 12	12,858 43	470 69
2,000 00	DAI NIPPON PRINTNG	JPY50	86/12/31-04/12/31	11/1/2004	27,273 74	25,545 02	1,728 72
4,000 00	DAIWA HOUSE INDS	JPY50	86/12/31-04/12/31	10/22/2004	40,655 66	30,381 99	10,273 67
4,000 00	DAIWA HOUSE INDS	JPY50	86/12/31-04/12/31	11/16/2004	43,516 69	30,381 98	13,134 71
3,000 00	DAIWA HOUSE INDS	JPY50	86/12/31-04/12/31	8/30/2004	31,007 14	23,237 94	7,769 20
4,000 00	DAIWA SECURITIES GROUP INC	JPY50	86/12/31-04/12/31	5/11/2004	25,735 18	16,412 90	9,322 28
9,000 00	DAIWA SECURITIES GROUP INC	JPY50	86/12/31-04/12/31	5/12/2004	59,481 76	35,596 10	23,885 66
12,200 00	INSURANCE AUST GRP	NPV	86/12/31-04/12/31	11/16/2004	53,898 03	40,544 53	13,353 50
24,500 00	JOHNSON ELEC HLDGS	HKD0 0125	86/12/31-04/12/31	4/26/2004	21,115 94	23,134 21	(2,018 27)
97,000 00	JOHNSON ELEC HLDGS	HKD0 0125	86/12/31-04/12/31	8/30/2004	98,348 25	91,592 60	6,755 65
34,000 00	LI + FUNG	HKD0 025	86/12/31-04/12/31	10/6/2004	48,550 99	83,986 62	(35,435 63)
38,000 00	LI + FUNG	HKD0 025	86/12/31-04/12/31	10/25/2004	52,119 99	91,495 51	(39,375 52)
42,000 00	LI + FUNG	HKD0 025	86/12/31-04/12/31	11/16/2004	66,822 50	51,685 25	15,137 25
17,600 00	ESPRIT HOLDINGS	HKD0 10	86/12/31-04/12/31	10/6/2004	92,787 13	71,417 06	21,370 07
1,300 00	NATIONAL BK CDA MONTREAL QUE	COM	86/12/31-04/12/31	10/22/2004	48,518 73	41,476 62	7,042 11
1,500 00	NATIONAL BK CDA MONTREAL QUE	COM	86/12/31-04/12/31	11/16/2004	60,901 36	47,166 23	13,735 13
12 00	MITSUBISHI UFJ HOLDINGS INC	JPY50000	86/12/31-04/12/31	10/6/2004	102,263 55	95,719 73	6,543 82
10 00	MITSUBISHI UFJ HOLDINGS INC	JPY50000	86/12/31-04/12/31	10/22/2004	83,117 16	77,684 78	5,432 38
13 00	MITSUBISHI TOKYO FINANCIAL GRO	JPY50000	86/12/31-04/12/31	11/16/2004	122,267 50	78,853 92	43,413 58
11 00	UFJ HLDGS	JPY50000	86/12/31-04/12/31	10/6/2004	49,582 88	71,284 15	(21,701 27)
30 00	UFJ HLDGS	JPY50000	86/12/31-04/12/31	10/22/2004	131,568 65	146,457 29	(14,888 44)
38 00	UFJ HLDGS	JPY50000	86/12/31-04/12/31	11/16/2004	185,912 54	157,909 79	28,002 75
15 400 00	FOSTERS GROUP	NPV	86/12/31-04/12/31	10/22/2004	58,113 22	39,511 78	18,601 44
9,396 00	FOSTERS GROUP	NPV	86/12/31-04/12/31	11/16/2004	38,613 57	24,066 39	14,547 18
8,000 00	FOSTERS GROUP	NPV	86/12/31-04/12/31	3/31/2004	26,846 06	20,525 60	6,320 46
1,000 00	FUJI PHOTO FILM CO	JPY50	86/12/31-04/12/31	3/23/2004	29,359 93	30,398 92	(1,038 99)
1,000 00	FUJI PHOTO FILM CO	JPY50	86/12/31-04/12/31	3/25/2004	29,702 79	29,636 21	66 58
200 00	FANUC	JPY50	86/12/31-04/12/31	3/24/2004	11,868 15	13,675 59	(1,807 44)
200 00	FANUC	JPY50	86/12/31-04/12/31	3/25/2004	11,878 14	13,630 23	(1,752 09)
1,200 00	FANUC	JPY50	86/12/31-04/12/31	10/6/2004	65,149 50	77,090 69	(11,941 19)
1 100 00	FANUC	JPY50	86/12/31-04/12/31	10/22/2004	63,157 49	64,303 36	(1,145 87)
1,300 00	FANUC	JPY50	86/12/31-04/12/31	11/16/2004	82,418 27	71,295 57	11,122 70
300 00	FANUC	JPY50	86/12/31-04/12/31	3/26/2004	18,529 00	20,287 54	(1,758 54)
100 00	FANUC	JPY50	86/12/31-04/12/31	3/29/2004	6,266 97	6,696 41	(429 44)
3,000 00	FURUKAWA ELECTRIC	JPY50	86/12/31-04/12/31	10/14/2004	11,598 41	11,640 22	(41 81)
7,000 00	FURUKAWA ELECTRIC	JPY50	86/12/31-04/12/31	10/15/2004	26,682 71	26,140 85	541 86
3,000 00	FURUKAWA ELECTRIC	JPY50	86/12/31-04/12/31	10/18/2004	11,482 36	10,669 07	813 29
3,000 00	FURUKAWA ELECTRIC	JPY50	86/12/31-04/12/31	10/19/2004	11,739 67	10,329 80	1,410 07
3,200 00	HANG SENG BANK	HKD5	86/12/31-04/12/31	10/25/2004	42,094 35	35,748 87	6,345 48
3,600 00	HANG SENG BANK	HKD5	86/12/31-04/12/31	11/16/2004	49,683 76	39,784 96	9,898 80
1,800 00	HANG SENG BANK	HKD5	86/12/31-04/12/31	2/27/2004	25,343 74	20,395 67	4,948 07
4,100 00	JAMES HARDIE INDS	NPV (CHESS FOREIGN UNITS)	86/12/31-04/12/31	10/22/2004	18,459 32	18,974 07	(514 75)
7,800 00	JAMES HARDIE INDS	NPV CHESS EUR0 5	86/12/31-04/12/31	11/16/2004	38,680 13	34,647 24	4,032 89
400 00	HIROSE ELECTRIC	JPY50	86/12/31-04/12/31	10/22/2004	37,121 86	27,812 60	9,309 26
400 00	HIROSE ELECTRIC	JPY50	86/12/31-04/12/31	11/16/2004	41,659 27	25,990 56	15,668 71
1,200 00	HIROSE ELECTRIC	JPY50	86/12/31-04/12/31	8/30/2004	116,051 06	89,544 78	26,506 28
11,000 00	HONG KONG LAND HLD	USD 0 10(SING QUOTE)	86/12/31-04/12/31	3/1/2004	21,080 17	20,390 51	689 66
11,000 00	HONG KONG LAND HLD	USD 0 10(SING QUOTE)	86/12/31-04/12/31	7/27/2004	20,359 50	19,675 65	683 85
20,000 00	HONG KONG LAND HLD	USD 0 10(SING QUOTE)	86/12/31-04/12/31	8/5/2004	37,649 32	34,931 51	2,717 81
21,000 00	HONG KONG LAND HLD	USD 0 10(SING QUOTE)	86/12/31-04/12/31	8/16/2004	39,675 74	35,582 64	4,093 10
11,000 00	HONG KONG LAND HLD	USD 0 10(SING QUOTE)	86/12/31-04/12/31	2/27/2004	20,879 33	21,465 33	(586 00)
2,100 00	HONDA MOTOR CO	JPY50	86/12/31-04/12/31	8/30/2004	104,524 91	72,333 75	32,191 16
34,000 00	HONGKONG+CHINA GAS	HKD0 25	86/12/31-04/12/31	11/16/2004	68,298 18	65,058 54	3,239 64
400 00	HOYA CORP	JPY50	86/12/31-04/12/31	1/30/2004	39,354 08	31,749 61	7,604 47
200 00	HOYA CORP	JPY50	86/12/31-04/12/31	5/12/2004	19,346 40	15,672 85	3,673 55
100 00	HOYA CORP	JPY50	86/12/31-04/12/31	5/20/2004	9,778 24	7,294 97	2,483 27
500 00	HOYA CORP	JPY50	86/12/31-04/12/31	6/24/2004	51,880 14	34,377 29	17,502 85
400 00	HOYA CORP	JPY50	86/12/31-04/12/31	10/6/2004	41,997 20	23,517 74	18,479 46
300 00	HOYA CORP	JPY50	86/12/31-04/12/31	10/22/2004	30,675 65	17,513 97	13,161 68
300 00	HOYA CORP	JPY50	86/12/31-04/12/31	11/16/2004	31,299 04	17,189 15	14,109 89
200 00	HOYA CORP	JPY50	86/12/31-04/12/31	8/30/2004	19,603 53	12,492 40	7,111 13
4,000 00	HUTCHISON WHAMPOA	HKD0 25	86/12/31-04/12/31	5/27/2004	27,253 51	29,297 82	(2,044 31)

THE ROCKEFELLER FOUNDATION
EMPLOYEE ID NO 13-1659629
GAIN AND LOSSES FOR TAX ON INVESTMENT INCOME
FORM 990 PF 2004, PART IV

Shares/Par Value	Security Name	Security Description	Date Bought	Date Sold	Proceeds	Cost	Realized
3,000 00	HUTCHISON WHAMPOA	HKD0 25	86/12/31-04/12/31	6/1/2004	20,027 83	21,973 36	(1,945 53)
3,000 00	HUTCHISON WHAMPOA	HKD0 25	86/12/31-04/12/31	6/3/2004	19,571 30	21,973 36	(2,402 06)
3,000 00	HUTCHISON WHAMPOA	HKD0 25	86/12/31-04/12/31	5/28/2004	20,370 91	21,973 36	(1,602 45)
28 00	VODAFONE HOLDINGSG	NPV	86/12/31-04/12/31	5/31/2004	76,217 52	89 864 81	(13,647 29)
500 00	AEON CO LTD	JPY50	86/12/31-04/12/31	7/1/2004	20 286 95	12 029 02	8,257 93
500 00	AEON CO LTD	JPY50	86/12/31-04/12/31	7/9/2004	19 279 13	12 029 01	7,250 12
8,200 00	AEON CO LTD	JPY50	86/12/31-04/12/31	10/6/2004	134,399 95	88,731 09	45,668 86
3 000 00	AEON CO LTD	JPY50	86/12/31-04/12/31	10/22/2004	50,149 18	30,030 60	20,118 58
12,800 00	AEON CO LTD	JPY50	86/12/31-04/12/31	11/17/2004	219,947 43	131,544 55	88,402 88
3 400 00	KANSAI ELEC POWER	JPY500	86/12/31-04/12/31	10/6/2004	60,543 73	59,919 82	623 91
3,400 00	KANSAI ELEC POWER	JPY500	86/12/31-04/12/31	10/22/2004	62,360 65	53,956 33	8,404 32
3,900 00	KANSAI ELEC POWER	JPY500	86/12/31-04/12/31	11/16/2004	73,809 68	60,632 80	13,176 88
200 00	KEYENCE CORP	JPY50	86/12/31-04/12/31	10/22/2004	44,520 56	44,078 65	441 91
200 00	KEYENCE CORP	JPY50	86/12/31-04/12/31	11/16/2004	45,866 89	41,597 34	4,269 55
3,500 00	KONICA MINOLTA HOLDINGS INC	JPY50	86/12/31-04/12/31	10/6/2004	47,788 95	49,935 19	(2,146 24)
5,500 00	KONICA MINOLTA HOLDINGS INC	JPY50	86/12/31-04/12/31	10/22/2004	75,267 79	75,545 92	(278 13)
6,000 00	KONICA MINOLTA HOLDINGS INC	JPY50	86/12/31-04/12/31	11/16/2004	79,603 70	75,150 26	4,453 44
300 00	KYOCERA CORP	JPY50	86/12/31-04/12/31	10/6/2004	22,247 46	25,304 74	(3,057 28)
1,000 00	KYOCERA CORP	JPY50	86/12/31-04/12/31	10/7/2004	74,005 32	82,264 58	(8,259 26)
8 00	MILLEA HOLDINGS INC	NPV	86/12/31-04/12/31	10/6/2004	107,031 49	116,591 73	(9,560 24)
8 00	MILLEA HOLDINGS INC	NPV	86/12/31-04/12/31	10/22/2004	104,117 23	103,790 64	326 59
10 00	MILLEA HOLDINGS INC	NPV	86/12/31-04/12/31	11/16/2004	151,341 80	120,712 69	30,629 11
8,000 00	JAPAN AIRLINES CORP	NPV	86/12/31-04/12/31	10/25/2004	21,448 58	30,514 81	(9,066 23)
13,000 00	JAPAN AIRLINES CORP	NPV	86/12/31-04/12/31	11/17/2004	36,908 30	46,648 25	(9,739 95)
14 00	SUMITOMO MITSUI GR	NPV	86/12/31-04/12/31	10/22/2004	84,400 03	76,489 03	7,911 00
18 00	SUMITOMO MITSUI GR	NPV	86/12/31-04/12/31	11/16/2004	125,555 89	93,061 50	32,494 39
19 00	SUMITOMO MITSUI GR	NPV	86/12/31-04/12/31	8/30/2004	113,730 14	112,888 52	841 62
8,143 00	WMC RESORCES LTD	NPV	86/12/31-04/12/31	10/22/2004	30,052 64	14,380 05	15,672 59
9,257 00	WMC RESORCES LTD	NPV	86/12/31-04/12/31	11/16/2004	50,627 78	16,140 38	34,487 40
15,000 00	MITSUBISHI ESTATE	JPY50	86/12/31-04/12/31	10/6/2004	165,792 55	176,144 51	(10 351 96)
13,000 00	MITSUBISHI ESTATE	JPY50	86/12/31-04/12/31	10/22/2004	139,622 43	126,941 19	12,681 24
15,000 00	MITSUBISHI ESTATE	JPY50	86/12/31-04/12/31	11/16/2004	176,416 97	134,240 47	42,176 50
2,200 00	MITSUBISHI CORP	JPY50	86/12/31-04/12/31	10/6/2004	23,850 75	13,098 58	10,752 19
2,700 00	MITSUBISHI CORP	JPY50	86/12/31-04/12/31	10/22/2004	30,185 63	15,985 28	14,200 35
3,100 00	MITSUBISHI CORP	JPY50	86/12/31-04/12/31	11/16/2004	36,999 60	18,146 26	18,853 34
8,000 00	MITSUBISHI CORP	JPY50	86/12/31-04/12/31	8/30/2004	82,198 68	56,517 25	25,681 43
4,000 00	MITSUI FUDOSAN CO	JPY50	86/12/31-04/12/31	10/22/2004	42,048 12	42,866 74	(818 62)
3,000,00	MITSUI FUDOSAN CO	JPY50	86/12/31-04/12/31	11/16/2004	35,376 26	31,830 27	3,545 99
8,000 00	MITSUI FUDOSAN CO	JPY50	86/12/31-04/12/31	8/30/2004	88,342 93	88,360 14	(17 21)
15,000 00	MITSUBISHI MOTOR	JPY50	86/12/31-04/12/31	10/22/2004	14,772 05	52,170 35	(37,398 30)
35,000 00	MITSUBISHI MOTOR	JPY50	86/12/31-04/12/31	11/16/2004	36,485 03	115,464 38	(78,979 35)
5,500 00	RINKER GROUP	NPV	86/12/31-04/12/31	11/16/2004	39,576 61	37,485 54	2,091 07
10,000 00	PROMINA GROUP	NPV	86/12/31-04/12/31	10/22/2004	33,793 07	27,330 83	6,462 24
11,400 00	PROMINA GROUP	NPV	86/12/31-04/12/31	11/16/2004	43,405 59	29,928 65	13,476 94
900 00	MURATA MFG CO	JPY50	86/12/31-04/12/31	10/22/2004	43,814 47	38,829 64	4,984 83
700 00	MURATA MFG CO	JPY50	86/12/31-04/12/31	11/16/2004	34,428 60	27,007 70	7,420 90
600 00	MURATA MFG CO	JPY50	86/12/31-04/12/31	8/30/2004	30,219 77	34,919 62	(4,699 85)
2,570 00	NATL AUSTRALIA BK	NPV	86/12/31-04/12/31	10/22/2004	52,195 88	39,932 57	12,263 31
1,710 00	NATL AUSTRALIA BK	NPV	86/12/31-04/12/31	11/16/2004	36,721 99	26,478 14	10,243 85
1,350 00	NATL AUSTRALIA BK	NPV	86/12/31-04/12/31	8/30/2004	25,064 69	21,576 61	3,488 08
500 00	NINTENDO CO	JPY50	86/12/31-04/12/31	10/6/2004	58,912 73	50,126 38	8,786 35
600 00	NINTENDO CO	JPY50	86/12/31-04/12/31	10/22/2004	69,537 19	51,099 21	18,437 98
700 00	NINTENDO CO	JPY50	86/12/31-04/12/31	11/16/2004	82,655 18	58,994 53	23,660 65
10,000 00	NIKKO CORDIAL CORP	JPY50	86/12/31-04/12/31	10/22/2004	42,390 58	54,156 10	(11,765 52)
12,000 00	NIKKO CORDIAL CORP	JPY50	86/12/31-04/12/31	11/16/2004	57,437 86	57,430 61	7 25
3,000 00	NEC CORP	JPY50	86/12/31-04/12/31	10/4/2004	18,133 10	31,519 61	(13,386 51)
17,000 00	NEC CORP	JPY50	86/12/31-04/12/31	10/7/2004	103,447 43	141,598 36	(38,150 93)
22,000 00	NEC CORP	JPY50	86/12/31-04/12/31	10/22/2004	127,631 85	140,233 38	(12,601 53)
18,000 00	NEC CORP	JPY50	86/12/31-04/12/31	11/16/2004	100,568 50	84,451 60	16,114 90
13,000 00	NEC CORP	JPY50	86/12/31-04/12/31	8/30/2004	84,641 86	140,330 64	(55,688 78)
2,000 00	NEC CORP	JPY50	86/12/31-04/12/31	9/30/2004	11,911 20	21,161 78	(9,250 58)
400 00	NIDEC CORPORATION	JPY50	86/12/31-04/12/31	3/15/2004	37,448 30	36,750 90	697 40
700 00	NIDEC CORPORATION	JPY50	86/12/31-04/12/31	11/16/2004	83,650 23	72,294 43	11,355 80
4 00	NIPPON TEL+TEL CP	JPY50000	86/12/31-04/12/31	11/16/2004	17,711 83	18,068 09	(356 26)
6 00	NIPPON TEL+TEL CP	JPY50000	86/12/31-04/12/31	11/17/2004	27,451 03	26,847 25	603 78
300 00	NITTO DENKO CORP	JPY50	86/12/31-04/12/31	3/1/2004	14,956 89	11,525 74	3,431 15
200 00	NITTO DENKO CORP	JPY50	86/12/31-04/12/31	7/5/2004	10,354 95	7,542 20	2,812 75
100 00	NITTO DENKO CORP	JPY50	86/12/31-04/12/31	7/6/2004	5,177 24	3,700 29	1,476 95
400 00	NITTO DENKO CORP	JPY50	86/12/31-04/12/31	10/6/2004	18,019 31	10,065 95	7,953 36
700 00	NITTO DENKO CORP	JPY50	86/12/31-04/12/31	10/22/2004	30,696 14	17,285 07	13,411 07
700 00	NITTO DENKO CORP	JPY50	86/12/31-04/12/31	11/16/2004	32,836 53	16,794 30	16,042 23
700 00	NITTO DENKO CORP	JPY50	86/12/31-04/12/31	2/27/2004	34,180 43	27,052 16	7,128 27
200 00	NITTO DENKO CORP	JPY50	86/12/31-04/12/31	6/28/2004	10,123 35	7,683 83	2,439 52
200 00	NITTO DENKO CORP	JPY50	86/12/31-04/12/31	6/30/2004	10,084 49	7,683 83	2,400 66
300 00	NITTO DENKO CORP	JPY50	86/12/31-04/12/31	7/29/2004	12,243 57	11,100 85	1,142 72
1,300 00	NITTO DENKO CORP	JPY50	86/12/31-04/12/31	8/30/2004	58,338 64	37,598 55	20,742 09
2,000 00	NIKON CORP	JPY50	86/12/31-04/12/31	10/14/2004	19,128 79	72,036 33	(52,907 54)
2,000 00	NIKON CORP	JPY50	86/12/31-04/12/31	10/15/2004	18,953 32	68,847 37	(49,894 05)
2,000 00	NIKON CORP	JPY50	86/12/31-04/12/31	10/18/2004	18,842 21	64,240 41	(45,398 20)
2,000 00	NIKON CORP	JPY50	86/12/31-04/12/31	10/19/2004	19,061 71	45,340 92	(26,279 21)
200 00	NIKON CORP	JPY50	86/12/31-04/12/31	11/17/2004	2,055 20	2,776 70	(721 50)
3,000 00	NIKON CORP	JPY50	86/12/31-04/12/31	8/30/2004	28,615 70	110,814 28	(82,198 58)
16,000 00	NIPPON STEEL CORP	JPY50	86/12/31-04/12/31	3/16/2004	33,320 29	29,739 95	3,580 34
9,000 00	NIPPON STEEL CORP	JPY50	86/12/31-04/12/31	3/17/2004	18,922 99	16,437 59	2,485 40
10,000 00	NIPPON STEEL CORP	JPY50	86/12/31-04/12/31	3/18/2004	21,439 92	17,147 68	4,292 24

THE ROCKEFELLER FOUNDATION
EMPLOYEE ID NO 13-1659629
GAIN AND LOSSES FOR TAX ON INVESTMENT INCOME
FORM 990 PF 2004, PART IV

Shares/Par Value	Security Name	Security Description	Date Bought	Date Sold	Proceeds	Cost	Realized
16,000 00	NIPPON STEEL CORP	JPY50	86/12/31-04/12/31	3/19/2004	33,636 37	23,658 32	9,978 05
9,000 00	NIPPON STEEL CORP	JPY50	86/12/31-04/12/31	3/22/2004	18,845 77	12,871 10	5,974 67
4,000 00	NISSAN MOTOR CO	JPY50	86/12/31-04/12/31	1/30/2004	43,022 85	19,224 56	23,798 29
1,000 00	NISSAN MOTOR CO	JPY50	86/12/31-04/12/31	2/6/2004	10,337 36	4,759 53	5,577 83
1,000 00	NISSAN MOTOR CO	JPY50	86/12/31-04/12/31	2/9/2004	10,386 83	4,759 54	5,627 29
12,500 00	NISSAN MOTOR CO	JPY50	86/12/31-04/12/31	10/6/2004	137,827 25	83,606 43	54,220 82
12,900 00	NISSAN MOTOR CO	JPY50	86/12/31-04/12/31	10/22/2004	144,639 29	59,329 38	85,309 91
14,600 00	NISSAN MOTOR CO	JPY50	86/12/31-04/12/31	11/16/2004	158,974 28	65,746 10	93,228 18
3,000 00	NOMURA HOLDINGS	JPY50	86/12/31-04/12/31	1/30/2004	49,375 12	57,431 91	(8,056 79)
2,000 00	NOMURA HOLDINGS	JPY50	86/12/31-04/12/31	7/5/2004	28,980 33	30,483 78	(1,503 45)
4,000 00	NOMURA HOLDINGS	JPY50	86/12/31-04/12/31	7/20/2004	56,704 27	48,999 85	7,704 42
3,000 00	NOMURA HOLDINGS	JPY50	86/12/31-04/12/31	7/21/2004	42,063 19	36,749 88	5,313 31
2,000 00	NOMURA HOLDINGS	JPY50	86/12/31-04/12/31	6/29/2004	29,981 70	37,871 24	(7,889 54)
2,100 00	OMRON CORP	JPY50	86/12/31-04/12/31	10/22/2004	45,361 35	53,596 72	(8,235 37)
2,400 00	OMRON CORP	JPY50	86/12/31-04/12/31	11/16/2004	53,903 08	54,730 47	(827 39)
500 00	ORIX CORP	JPY50	86/12/31-04/12/31	10/6/2004	53,937 77	42,334 86	11,602 91
1,400 00	ORIX CORP	JPY50	86/12/31-04/12/31	10/22/2004	147,483 91	104,737 31	42,746 60
1,500 00	ORIX CORP	JPY50	86/12/31-04/12/31	11/16/2004	188,793 44	94,695 00	94,098 44
6,200 00	QBE INS GROUP	NPV	86/12/31-04/12/31	10/22/2004	60,300 29	26,627 12	33,673 17
5,437 00	QBE INS GROUP	NPV	86/12/31-04/12/31	11/16/2004	58,421 38	23,036 63	35,384 75
4,300 00	QBE INS GROUP	NPV	86/12/31-04/12/31	8/30/2004	37,668 89	18,742 25	18,926 64
2,000 00	RICOH CO	JPY50	86/12/31-04/12/31	11/16/2004	36,788 29	40,160 90	(3,372 61)
5,000 00	RICOH CO	JPY50	86/12/31-04/12/31	8/30/2004	98,384 15	90,153 47	8,230 68
100 00	ROHM CO	JPY50	86/12/31-04/12/31	3/15/2004	11,760 96	10,146 39	1,614 57
100 00	ROHM CO	JPY50	86/12/31-04/12/31	5/7/2004	12,108 33	10,146 39	1,961 94
100 00	ROHM CO	JPY50	86/12/31-04/12/31	5/12/2004	11,427 30	10,146 39	1,280 91
100 00	ROHM CO	JPY50	86/12/31-04/12/31	5/14/2004	11,372 71	10,146 39	1,226 32
100 00	ROHM CO	JPY50	86/12/31-04/12/31	6/4/2004	11,524 62	10,146 39	1,378 23
100 00	ROHM CO	JPY50	86/12/31-04/12/31	6/8/2004	12,035 30	10,146 39	1,888 91
100 00	ROHM CO	JPY50	86/12/31-04/12/31	6/15/2004	11,729 89	10,146 39	1,583 50
400 00	ROHM CO	JPY50	86/12/31-04/12/31	10/22/2004	41,919 19	35,031 38	6,887 81
400 00	ROHM CO	JPY50	86/12/31-04/12/31	11/16/2004	37,868 62	35,031 37	2,837 25
200 00	ROHM CO	JPY50	86/12/31-04/12/31	3/26/2004	25,123 75	20,292 78	4,830 97
600 00	ROHM CO	JPY50	86/12/31-04/12/31	8/30/2004	94,449 45	87,151 84	7,297 61
700 00	SMC CORP	JPY50	86/12/31-04/12/31	10/22/2004	70,462 49	82,898 50	(12,436 01)
900 00	SMC CORP	JPY50	86/12/31-04/12/31	11/16/2004	101,068 27	93,648 14	7,420 13
1,100 00	SOFTBANK CORPORATION	JPY50	86/12/31-04/12/31	11/16/2004	52,841 69	48,723 38	4,118 31
1,000 00	SANKYO CO	JPY50	86/12/31-04/12/31	6/16/2004	19,795 77	17,219 96	2,575 81
2,000 00	SANKYO CO	JPY50	86/12/31-04/12/31	6/21/2004	40,137 86	33,805 46	6,332 40
4,500 00	SANKYO CO	JPY50	86/12/31-04/12/31	10/6/2004	95,301 33	95,485 02	(183 69)
4,700 00	SANKYO CO	JPY50	86/12/31-04/12/31	10/22/2004	99,339 73	73,312 34	26,027 39
4,800 00	SANKYO CO	JPY50	86/12/31-04/12/31	11/16/2004	99,845 79	57,765 62	42,080 17
9,000 00	SEKISUI HOUSE	JPY50	86/12/31-04/12/31	10/6/2004	89,647 86	74,437 76	15,210 10
7,000 00	SEKISUI HOUSE	JPY50	86/12/31-04/12/31	10/22/2004	70,878 66	57,896 04	12,982 62
9,000 00	SEKISUI HOUSE	JPY50	86/12/31-04/12/31	11/16/2004	95,619 21	74,437 76	21,181 45
600 00	SHIMAMURA CO	JPY50	86/12/31-04/12/31	10/22/2004	41,944 37	39,766 51	2,177 86
700 00	SHIMAMURA CO	JPY50	86/12/31-04/12/31	11/16/2004	51,803 34	46,394 27	5,409 07
300 00	SHIN ETSU CHEM CO	JPY50	86/12/31-04/12/31	6/1/2004	10,629 98	12,050 80	(1,420 82)
300 00	SHIN ETSU CHEM CO	JPY50	86/12/31-04/12/31	5/27/2004	10,521 42	12,433 95	(1,912 53)
500 00	SHIN ETSU CHEM CO	JPY50	86/12/31-04/12/31	5/28/2004	17,630 74	20,452 45	(2,821 71)
400 00	SHIN ETSU CHEM CO	JPY50	86/12/31-04/12/31	5/31/2004	13,945 35	16,221 59	(2,276 24)
6 000 00	SHIONOGI + CO	JPY50	86/12/31-04/12/31	10/6/2004	89,486 34	120,357 07	(30,870 73)
6,000 00	SHIONOGI + CO	JPY50	86/12/31-04/12/31	10/22/2004	91,976 93	116,795 18	(24,818 25)
7,000 00	SHIONOGI + CO	JPY50	86/12/31-04/12/31	11/17/2004	115,902 94	126,077 39	(10,174 45)
24,000 00	SINGAPORE TELECOMM	SGD0 15	86/12/31-04/12/31	5/6/2004	34,307 71	24,095 80	10,211 91
15,000 00	SINGAPORE TELECOMM	SGD0 15	86/12/31-04/12/31	5/10/2004	20,438 12	14,988 04	5,450 08
9,000 00	SINGAPORE TELECOMM	SGD0 15	86/12/31-04/12/31	5/12/2004	12,370 77	8,992 82	3,377 95
1,182 00	SINGAPORE TELECOMM	SGD0 15	86/12/31-04/12/31	9/1/2004	1,633 45	1,181 06	452 39
22,214 00	SINGAPORE TELECOMM	SGD0 15	86/12/31-04/12/31	9/1/2004	30,698 31	22,196 28	8,502 03
19,000 00	SINGAPORE TELECOMM	SGD0 15	86/12/31-04/12/31	9/1/2004	18,712 03	18,984 84	(272 81)
286,247 00	SINGAPORE TELECOMM	SGD0 15	86/12/31-04/12/31	9/1/2004	286,018 67	285,114 39	904 28
16,560 00	SINGAPORE TELECOMM	SGD0 15	86/12/31-04/12/31	9/1/2004	15,915 32	16,546 79	(631 47)
1,357 00	SINGAPORE TELECOMM	SGD0 15	86/12/31-04/12/31	9/1/2004	1,875 29	1,355 92	519 37
117,000 00	SINGAPORE TELECOMM	SGD0 15	86/12/31-04/12/31	8/30/2004	153,765 07	116,906 68	36,858 39
14,000 00	SINGAPORE AIRLINES	SGD0 50(1000 BOARD LOT)	86/12/31-04/12/31	8/30/2004	90,326 70	91,740 65	(1,413 95)
5,100 00	SONY CORP	JPY50	86/12/31-04/12/31	8/30/2004	175,858 00	187,048 08	(11,190 08)
14,000 00	SUMITOMO CHEMICAL	JPY50	86/12/31-04/12/31	10/22/2004	65,554 47	53,304 17	12,250 30
15 000 00	SUMITOMO CHEMICAL	JPY50	86/12/31-04/12/31	11/16/2004	71,216 88	54,518 43	16,698 45
3,000 00	SUMITOMO FORESTRY	JPY50	86/12/31-04/12/31	10/7/2004	27,448 95	20,266 88	7,182 07
1,000 00	SUMITOMO FORESTRY	JPY50	86/12/31-04/12/31	10/22/2004	9,021 18	6,749 26	2,271 92
4,000 00	SUMITOMO FORESTRY	JPY50	86/12/31-04/12/31	11/16/2004	35,745 85	26,855 78	8,890 07
8,000 00	SUMITOMO FORESTRY	JPY50	86/12/31-04/12/31	8/30/2004	80,776 82	55,004 52	25,772 30
10,000 00	SUN HUNG KAI PROPS	HKD0 50	86/12/31-04/12/31	5/6/2004	84,336 09	68,380 02	15,956 07
2,500 00	SUZUKI MOTOR CORP	JPY50	86/12/31-04/12/31	10/6/2004	41,593 38	27,754 97	13,838 41
9,000 00	SUZUKI MOTOR CORP	JPY50	86/12/31-04/12/31	10/22/2004	159,203 70	84,684 78	74,518 92
8,400 00	SUZUKI MOTOR CORP	JPY50	86/12/31-04/12/31	11/16/2004	151,645 06	74,974 77	76,670 29
2,100 00	SUZUKI MOTOR CORP	JPY50	86/12/31-04/12/31	8/30/2004	34,582 08	24,255 65	10,326 43
3,500 00	SWIRE PACIFIC	A HKD0 60	86/12/31-04/12/31	2/17/2004	24,042 77	16,241 47	7,801 30
500 00	SWIRE PACIFIC	A HKD0 60	86/12/31-04/12/31	2/18/2004	3,451 25	2,320 21	1,131 04
8,000 00	SWIRE PACIFIC	A HKD0 60	86/12/31-04/12/31	10/25/2004	53,660 54	37,123 35	16,537 19
5,000 00	SWIRE PACIFIC	A HKD0 60	86/12/31-04/12/31	11/16/2004	38,515 62	23,202 09	15,313 53
700 00	TDK CORP	JPY50	86/12/31-04/12/31	10/22/2004	48,320 41	52,940 87	(4,620 46)
700 00	TDK CORP	JPY50	86/12/31-04/12/31	11/16/2004	50,084 00	49,809 68	274 32
25,000 00	MITSUI SUMITOMO INSURANCE CO	JPY50	86/12/31-04/12/31	10/7/2004	214,123 80	200,921 42	13,202 38
7,000 00	MITSUI SUMITOMO INSURANCE CO	JPY50	86/12/31-04/12/31	10/22/2004	57,887 26	43,597 36	14,289 90

THE ROCKEFELLER FOUNDATION
EMPLOYEE ID NO 13-1659629
GAIN AND LOSSES FOR TAX ON INVESTMENT INCOME
FORM 990 PF 2004, PART IV

Shares/Par Value	Security Name	Security Description	Date Bought	Date Sold	Proceeds	Cost	Realized
7,000 00	MITSUI SUMITOMO INSURANCE CO	JPY50	86/12/31-04/12/31	11/16/2004	61,332 75	42,377 49	18,955 26
1,900 00	TAKEDA PHARMACEUTICAL CO LTD	JPY50	86/12/31-04/12/31	10/22/2004	89,143 29	82,402 97	6,740 32
2,200 00	TAKEDA PHARMACEUTICAL CO LTD	JPY50	86/12/31-04/12/31	11/16/2004	111,539 95	92,414 70	19,125 25
700 00	ADVANTEST	JPY50	86/12/31-04/12/31	10/6/2004	43,720 17	46,682 25	(2,962 08)
200 00	ADVANTEST	JPY50	86/12/31-04/12/31	10/19/2004	12,714 68	11,582 74	1,131 94
100 00	ADVANTEST	JPY50	86/12/31-04/12/31	10/20/2004	6,298 72	5,791 37	507 35
600 00	ADVANTEST	JPY50	86/12/31-04/12/31	10/22/2004	38,853 29	33,227 66	5,625 63
600 00	ADVANTEST	JPY50	86/12/31-04/12/31	11/18/2004	44,180 06	31,357 19	12,822 87
283 00	TELECOM CORP OF NZ	NPV (NZ LISTING)	86/12/31-04/12/31	1/12/2004	1,043 35	639 81	403 54
2,200 00	NEWS CORPORATION	NPV	86/12/31-04/12/31	1/16/2004	20,136 33	14,405 80	5,730 53
2,200 00	NEWS CORPORATION	NPV	86/12/31-04/12/31	1/21/2004	20,735 11	14,387 21	6,347 90
2,500 00	NEWS CORPORATION	NPV	86/12/31-04/12/31	1/22/2004	24,063 71	16,349 11	7,714 60
2,200 00	NEWS CORPORATION	NPV	86/12/31-04/12/31	1/28/2004	20,598 53	14,387 21	6,211 32
750 00	NEWS CORPORATION	NPV	86/12/31-04/12/31	2/2/2004	6,786 74	4,893 63	1,893 11
10,000 00	TOKYO GAS CO	JPY50	86/12/31-04/12/31	10/6/2004	36,455 36	37,110 26	(654 90)
13,000 00	TOKYO GAS CO	JPY50	86/12/31-04/12/31	10/22/2004	47,856 74	47,990 82	(134 08)
14,000 00	TOKYO GAS CO	JPY50	86/12/31-04/12/31	11/16/2004	54,414 82	51,107 85	3,306 97
500 00	TOKYO ELECTRON	JPY50	86/12/31-04/12/31	1/30/2004	34,955 43	18,936 08	16,019 35
600 00	TOKYO ELECTRON	JPY50	86/12/31-04/12/31	10/4/2004	30,489 64	21,852 28	8,637 36
300 00	TOKYO ELECTRON	JPY50	86/12/31-04/12/31	10/6/2004	15,366 35	10,926 14	4 440 21
1,500 00	TOKYO ELECTRON	JPY50	86/12/31-04/12/31	10/7/2004	76,750 46	54,630 72	22,119 74
1,500 00	TOKYO ELECTRON	JPY50	86/12/31-04/12/31	10/22/2004	77,240 79	54,596 30	22,644 49
1,700 00	TOKYO ELECTRON	JPY50	86/12/31-04/12/31	11/16/2004	91 184 15	60,160 49	31,023 66
400 00	TOKYO ELECTRON	JPY50	86/12/31-04/12/31	2/27/2004	24,068 94	14,865 97	9,202 97
900 00	TOKYO ELECTRON	JPY50	86/12/31-04/12/31	8/30/2004	45,799 91	33,032 38	12,767 53
300 00	TOKYO ELECTRON	JPY50	86/12/31-04/12/31	9/30/2004	14,753 53	10,971 17	3,782 36
10,000 00	TORAY INDS INC	JPY50	86/12/31-04/12/31	1/30/2004	39,524 09	24,693 96	14,830 13
10,000 00	TORAY INDS INC	JPY50	86/12/31-04/12/31	5/19/2004	43,644 04	24,484 62	19,159 42
7,000 00	TORAY INDS INC	JPY50	86/12/31-04/12/31	5/20/2004	30,106 43	16,779 30	13,327 13
5,000 00	TORAY INDS INC	JPY50	86/12/31-04/12/31	5/21/2004	21,699 97	11,769 02	9,930 95
23,000 00	TORAY INDS INC	JPY50	86/12/31-04/12/31	8/30/2004	108,545 45	53,315 70	55,229 75
2,000 00	TOSTEM INAX HOLDING	JPY50	86/12/31-04/12/31	1/30/2004	38,111 29	20,528 00	17,583 29
3,100 00	JS GROUP CORP	NPV	86/12/31-04/12/31	10/22/2004	54,382 52	64,111 67	(9,729 15)
1,900 00	JS GROUP CORP	NPV	86/12/31-04/12/31	11/16/2004	32,662 16	37,841 19	(5,179 03)
1,500 00	TOYOTA MOTOR CORP	JPY50	86/12/31-04/12/31	10/6/2004	57,611 54	50,047 06	7,564 48
2,400 00	TOYOTA MOTOR CORP	JPY50	86/12/31-04/12/31	10/22/2004	91,005 62	73,821 14	17,184 48
2,700 00	TOYOTA MOTOR CORP	JPY50	86/12/31-04/12/31	11/16/2004	106,441 53	80,654 29	25,787 24
2,000 00	TOYOTA MOTOR CORP	JPY50	86/12/31-04/12/31	8/30/2004	79,965 13	68,076 91	11,888 22
700 00	UNI CHARM CORP	JPY50	86/12/31-04/12/31	10/6/2004	34,557 17	34,330 46	226 71
600 00	UNI CHARM CORP	JPY50	86/12/31-04/12/31	10/22/2004	31,179 39	29,324 90	1,854 49
700 00	UNI CHARM CORP	JPY50	86/12/31-04/12/31	11/16/2004	34,002 15	33,981 39	20 76
3,000 00	VENTURE CORP LTD	SGD0 25	86/12/31-04/12/31	10/6/2004	29,921 79	25,022 25	4,899 54
3,000 00	VENTURE CORP LTD	SGD0 25	86/12/31-04/12/31	10/22/2004	28,869 63	24,290 03	4,579 60
4,000 00	VENTURE CORP LTD	SGD0 25	86/12/31-04/12/31	11/16/2004	37,674 68	31,582 62	6 092 06
1,088 00	WESFARMERS	NPV	86/12/31-04/12/31	10/14/2004	25,538 04	19 762 86	5,775 18
1,012 00	WESFARMERS	NPV	86/12/31-04/12/31	10/18/2004	23,603 44	18,377 63	5,225 81
3,212 00	WOOLWORTHS LTD	NPV	86/12/31-04/12/31	10/6/2004	31,643 67	17,570 19	14,073 48
3,879 00	WOOLWORTHS LTD	NPV	86/12/31-04/12/31	10/22/2004	38,941 50	20,455 15	18,486 35
4,409 00	WOOLWORTHS LTD	NPV	86/12/31-04/12/31	11/16/2004	48,722 60	22,044 72	26,677 88
1,400 00	YAMANOUCHI PHARM	JPY50	86/12/31-04/12/31	10/22/2004	48,775 64	38,156 05	10,619 59
1,000 00	YAMANOUCHI PHARM	JPY50	86/12/31-04/12/31	11/16/2004	38,190 82	26,805 35	11,385 47
600 00	YAMANOUCHI PHARM	JPY50	86/12/31-04/12/31	8/30/2004	20,710 76	16,353 23	4,357 53
2,000 00	YAMATO TRANSPORT	JPY50	86/12/31-04/12/31	10/6/2004	28,158 63	33,014 88	(4,856 25)
4,000 00	YAMATO TRANSPORT	JPY50	86/12/31-04/12/31	10/22/2004	53,211 34	61,734 26	(8,522 92)
6,000 00	YAMATO TRANSPORT	JPY50	86/12/31-04/12/31	11/16/2004	85,526 60	84,904 49	622 11
6,000 00	SOMPO JAPAN INS	JPY50	86/12/31-04/12/31	10/22/2004	51,073 22	55,791 47	(4,718 25)
5,000 00	SOMPO JAPAN INS	JPY50	86/12/31-04/12/31	11/16/2004	48,520 35	41,190 12	7,330 23
900 00	SOMPO JAPAN INS	JPY50	86/12/31-04/12/31	11/17/2004	8,722 11	7,185 41	1,536 70
1,200 00	DEUTSCHE BOERSE AG	NPV	86/12/31-04/12/31	10/6/2004	61,680 68	75,587 39	(13,906 71)
1,020 00	DEUTSCHE BOERSE AG	NPV	86/12/31-04/12/31	10/22/2004	51,427 42	60,318 23	(8,890 81)
1,160 00	DEUTSCHE BOERSE AG	NPV	86/12/31-04/12/31	11/16/2004	65,219 11	63,668 18	1,550 93
1,300 00	NORSKE SKOGSINDUST	ORD A NOK10	86/12/31-04/12/31	10/22/2004	24,422 53	18,053 17	6,369 36
1,900 00	NORSKE SKOGSINDUST	ORD A NOK10	86/12/31-04/12/31	11/16/2004	38,416 77	25,571 54	12,845 23
900 00	NOVO NORDISK AS	DKK2 SER B	86/12/31-04/12/31	10/6/2004	48,694 81	33,448 85	15,245 96
700 00	NOVO NORDISK AS	DKK2 SER B	86/12/31-04/12/31	10/22/2004	36,914 99	23,661 34	13,253 65
900 00	NOVO NORDISK AS	DKK2 SER B	86/12/31-04/12/31	11/18/2004	46,914 60	28,104 70	18,809 90
600 00	NOVO NORDISK AS	DKK2 SER B	86/12/31-04/12/31	8/30/2004	31,261 66	23,004 61	8,257 05
4,648 00	NOVARTIS AG	CHF0 50 REGD	86/12/31-04/12/31	10/6/2004	216,091 06	193,581 13	22,509 93
5,655 00	NOVARTIS AG	CHF0 50 REGD	86/12/31-04/12/31	10/22/2004	266,903 93	225,734 95	41,168 98
6,273 00	NOVARTIS AG	CHF0 50 REGD	86/12/31-04/12/31	11/16/2004	312,992 90	231,419 67	81,573 23
4 300 00	NOVARTIS AG	CHF0 50 REGD	86/12/31-04/12/31	8/30/2004	195,992 87	186,973 94	9,018 93
2,700 00	HEINEKEN HOLDING	A EUR2	86/12/31-04/12/31	2/17/2004	94,205 29	94,148 83	56 46
200 00	HEINEKEN NV	EUR2	86/12/31-04/12/31	2/18/2004	8,039 01	7,231 85	807 16
100 00	HEINEKEN NV	EUR2	86/12/31-04/12/31	2/19/2004	4,044 29	3,515 64	528 65
181 00	ROCHE HOLDINGS AG	GENUSSCHEINE NPV	86/12/31-04/12/31	6/14/2004	18 117 97	13 790 37	4,327 60
254 00	ROCHE HOLDINGS AG	GENUSSCHEINE NPV	86/12/31-04/12/31	6/15/2004	25,833 68	17,744 08	8,089 60
51 00	ROCHE HOLDINGS AG	GENUSSCHEINE NPV	86/12/31-04/12/31	6/16/2004	5,169 12	3,485 61	1,683 51
1,844 00	ROCHE HOLDINGS AG	GENUSSCHEINE NPV	86/12/31-04/12/31	8/30/2004	178,253 09	126,028 57	52,224 52
2,635 00	HOLCIM	CHF2(REGD)	86/12/31-04/12/31	10/6/2004	143,548 26	111,119 81	32,428 45
4,100 00	HOLCIM	CHF2(REGD)	86/12/31-04/12/31	10/22/2004	217,158 33	169,921 82	47,236 51
3,258 00	HOLCIM	CHF2(REGD)	86/12/31-04/12/31	11/16/2004	187,759 48	117,593 54	70,165 94
400 00	INDITEX	EUR0 15	86/12/31-04/12/31	10/4/2004	9,884 88	8,803 66	1 081 22
4,500 00	INDITEX	EUR0 15	86/12/31-04/12/31	10/7/2004	111,589 34	96,734 94	14,854 40
4,700 00	INDITEX	EUR0 15	86/12/31-04/12/31	10/22/2004	118,647 58	84,448 25	34,199 33
3,800 00	INDITEX	EUR0 15	86/12/31-04/12/31	11/16/2004	100,106 05	56,575 90	43,530 15

THE ROCKEFELLER FOUNDATION
EMPLOYEE ID NO 13-1659629
GAIN AND LOSSES FOR TAX ON INVESTMENT INCOME
FORM 990 PF 2004, PART IV

Shares/Par Value	Security Name	Security Description	Date Bought	Date Sold	Proceeds	Cost	Realized
1,800 00	INDITEX	EUR0 15	86/12/31-04/12/31	8/30/2004	41,317 59	40,105 67	1,211 92
709 00	NESTLE SA	CHF1 (REGD)	86/12/31-04/12/31	10/6/2004	162,473 01	171,975 87	(9,502 86)
846 00	NESTLE SA	CHF1 (REGD)	86/12/31-04/12/31	10/22/2004	202,439 85	187,227 61	15,212 24
1,121 00	NESTLE SA	CHF1 (REGD)	86/12/31-04/12/31	11/16/2004	290,858 92	230,915 43	59,943 49
1,300 00	UBS AG	CHF 80 (REGD)	86/12/31-04/12/31	10/6/2004	92,378 95	68,816 92	23,562 03
1,367 00	UBS AG	CHF 80 (REGD)	86/12/31-04/12/31	10/22/2004	96,535 36	66,638 58	29,896 78
914 00	UBS AG	CHF 80 (REGD)	86/12/31-04/12/31	11/16/2004	72,757 05	40,258 62	32,498 43
1,900 00	UBS AG	CHF 80 (REGD)	86/12/31-04/12/31	8/30/2004	128,974 64	103,372 86	25,601 78
1,900 00	STATOIL ASA	NOK2 50	86/12/31-04/12/31	8/10/2004	23,920 56	14,446 59	9,473 97
800 00	STATOIL ASA	NOK2 50	86/12/31-04/12/31	8/12/2004	10,071 65	6,082 77	3,988 88
800 00	STATOIL ASA	NOK2 50	86/12/31-04/12/31	8/13/2004	10,231 48	6,070 34	4,161 14
2,300 00	STATOIL ASA	NOK2 50	86/12/31-04/12/31	8/16/2004	29,940 59	17,452 24	12,488 35
800 00	STATOIL ASA	NOK2 50	86/12/31-04/12/31	8/18/2004	10,211 61	6,070 34	4,141 27
900 00	STATOIL ASA	NOK2 50	86/12/31-04/12/31	8/20/2004	11,747 71	6,829 14	4,918 57
800 00	STATOIL ASA	NOK2 50	86/12/31-04/12/31	8/23/2004	10,381 16	6,070 34	4,310 82
900 00	STATOIL ASA	NOK2 50	86/12/31-04/12/31	8/25/2004	11,400 49	6,829 14	4,571 35
200 00	STATOIL ASA	NOK2 50	86/12/31-04/12/31	8/26/2004	2,532 68	1,517 59	1,015 09
4,100 00	STATOIL ASA	NOK2 50	86/12/31-04/12/31	10/6/2004	60,834 10	28,814 41	32,019 69
4,200 00	STATOIL ASA	NOK2 50	86/12/31-04/12/31	10/22/2004	62,929 25	29,366 04	33,563 21
4,700 00	STATOIL ASA	NOK2 50	86/12/31-04/12/31	11/16/2004	68,497 58	30,907 69	37,589 89
7 500 00	STATOIL ASA	NOK2 50	86/12/31-04/12/31	8/30/2004	94,916 05	55,369 88	39,546 17
2,600 00	ENI	EUR1	86/12/31-04/12/31	1/30/2004	48,542 02	32,943 16	15,598 86
4,300 00	ENI	EUR1	86/12/31-04/12/31	10/6/2004	98,519 77	66,240 47	32,279 30
1,400 00	ENI	EUR1	86/12/31-04/12/31	10/14/2004	31,237 25	17,738 62	13,498 63
5,000 00	ENI	EUR1	86/12/31-04/12/31	10/22/2004	114,034 25	63,352 22	50,682 03
3,600 00	ENI	EUR1	86/12/31-04/12/31	11/16/2004	85,520 79	39,653 35	45,867 44
800 00	ING GROEP NV	CVA EUR0 24	86/12/31-04/12/31	10/13/2004	20,934 27	21,985 74	(1,051 47)
1,200 00	ING GROEP NV	CVA EUR0 24	86/12/31-04/12/31	10/14/2004	31,220 55	30,619 41	601 14
1,000 00	ING GROEP NV	CVA EUR0 24	86/12/31-04/12/31	10/15/2004	25,570 37	23,350 89	2,219 48
8,700 00	ING GROEP NV	CVA EUR0 24	86/12/31-04/12/31	10/22/2004	218,674 27	161,941 01	56,933 26
3,857 00	ING GROEP NV	CVA EUR0 24	86/12/31-04/12/31	11/16/2004	105,129 85	59,650 87	45,478 98
2,000 00	ING GROEP NV	CVA EUR0 24	86/12/31-04/12/31	8/30/2004	48,435 79	54,964 34	(6,528 55)
845 00	CREDIT SUISSE GRP	CHF3 (REGD)	86/12/31-04/12/31	2/6/2004	32,705 04	17,534 17	15,170 87
155 00	CREDIT SUISSE GRP	CHF3 (REGD)	86/12/31-04/12/31	2/9/2004	6,073 02	3,057 70	3,015 32
-	CREDIT SUISSE GRP	CHF3 (REGD)	86/12/31-04/12/31	7/12/2004	2,245 14	2,081 53	163 61
2,853 00	CREDIT SUISSE GRP	CHF3 (REGD)	86/12/31-04/12/31	10/22/2004	94,419 15	99,711 51	(5,292 36)
3,244 00	CREDIT SUISSE GRP	CHF3 (REGD)	86/12/31-04/12/31	11/16/2004	123,670 01	77,825 80	45,844 21
3,000 00	SWISS REINSURANCE	CHF0 1	86/12/31-04/12/31	10/6/2004	177,735 10	314,105 07	(136,369 97)
2,500 00	SWISS REINSURANCE	CHF0 1	86/12/31-04/12/31	10/22/2004	149,567 90	248,230 05	(98,662 15)
2,810 00	SWISS REINSURANCE	CHF0 1	86/12/31-04/12/31	11/16/2004	187,139 91	251,556 89	(64,416 98)
600 00	SWISS REINSURANCE	CHF0 1	86/12/31-04/12/31	8/30/2004	33,871 11	63,737 76	(29,866 65)
100 00	ESSILOR INTL	EUR0 35	86/12/31-04/12/31	3/3/2004	5,706 60	4,046 82	1,659 78
100 00	ESSILOR INTL	EUR0 35	86/12/31-04/12/31	3/3/2004	5,709 02	4,046 81	1,662 21
100 00	ESSILOR INTL	EUR0 35	86/12/31-04/12/31	3/3/2004	5,691 70	4,046 82	1,644 88
100 00	ESSILOR INTL	EUR0 35	86/12/31-04/12/31	3/9/2004	5,879 12	4,041 47	1,837 65
100 00	ESSILOR INTL	EUR0 35	86/12/31-04/12/31	3/22/2004	5,689 86	4,041 47	1,648 39
1,200 00	ESSILOR INTL	EUR0 35	86/12/31-04/12/31	10/6/2004	77,022 06	47,882 74	29,139 32
500 00	ESSILOR INTL	EUR0 35	86/12/31-04/12/31	10/22/2004	33,454 76	19,725 13	13,729 63
500 00	ESSILOR INTL	EUR0 35	86/12/31-04/12/31	11/16/2004	33,670 51	19,644 57	14,025 94
2,600 00	BNP PARIBAS	EUR2	86/12/31-04/12/31	10/6/2004	174,394 46	117,341 22	57,053 24
3,900 00	BNP PARIBAS	EUR2	86/12/31-04/12/31	10/22/2004	259,963 38	164,058 20	95,905 18
4,500 00	BNP PARIBAS	EUR2	86/12/31-04/12/31	11/16/2004	315,621 06	170,627 70	144,993 36
1,400 00	BNP PARIBAS	EUR2	86/12/31-04/12/31	8/30/2004	86,275 61	69,447 90	16,827 71
3,000 00	YARA INTERNATIONAL	NOK1 70	86/12/31-04/12/31	8/5/2004	26,737 34	13,395 18	13,342 16
600 00	YARA INTERNATIONAL	NOK1 70	86/12/31-04/12/31	8/10/2004	5,306 08	2,125 17	3,180 91
5,900 00	HEINEKEN HOLDING	EUR1 6 A	86/12/31-04/12/31	10/6/2004	165,476 16	164,586 10	890 06
4,500 00	HEINEKEN HOLDING	EUR1 6 A	86/12/31-04/12/31	10/22/2004	125,968 97	125,531 77	437 20
3,550 00	HEINEKEN HOLDING	EUR1 6 A	86/12/31-04/12/31	11/16/2004	101,893 33	99,030 61	2,862 72
9,800 00	HEINEKEN HOLDING	EUR1 6 A	86/12/31-04/12/31	8/30/2004	259,876 47	273,380 30	(13,503 83)
100 00	SUNCOR ENERGY INC	COM NPV	86/12/31-04/12/31	7/2/2004	2,574 32	765 93	1,808 39
300 00	SUNCOR ENERGY INC	COM NPV	86/12/31-04/12/31	7/6/2004	7,747 11	2,297 79	5,449 32
2,000 00	SUNCOR ENERGY INC	COM NPV	86/12/31-04/12/31	2/27/2004	50,798 39	15,318 61	35,479 78
100 00	SUNCOR ENERGY INC	COM NPV	86/12/31-04/12/31	6/28/2004	2,544 97	765 93	1,779 04
100 00	SUNCOR ENERGY INC	COM NPV	86/12/31-04/12/31	6/29/2004	2,522 69	765 93	1,756 76
200 00	SUNCOR ENERGY INC	COM NPV	86/12/31-04/12/31	6/30/2004	5,072 46	1,531 86	3,540 60
3,700 00	SUNCOR ENERGY INC	COM NPV	86/12/31-04/12/31	8/30/2004	102,667 00	28,339 43	74,327 57
400 00	TELUS CORP	NON VTG SHS	86/12/31-04/12/31	4/1/2004	6,744 60	2,779 59	3,965 01
1,600 00	TELUS CORP	NON VTG SHS	86/12/31-04/12/31	4/2/2004	27,059 58	10,892 62	16,166 96
300 00	TELUS CORP	NON VTG SHS	86/12/31-04/12/31	4/5/2004	5,100 72	2,028 90	3,071 82
300 00	TELUS CORP	NON VTG SHS	86/12/31-04/12/31	4/6/2004	5,081 14	2,028 90	3,052 24
100 00	TELUS CORP	NON VTG SHS	86/12/31-04/12/31	4/6/2004	1,698 53	675 43	1,023 10
200 00	TELUS CORP	NON VTG SHS	86/12/31-04/12/31	4/7/2004	3,344 81	1,350 87	1,993 94
100 00	TELUS CORP	NON VTG SHS	86/12/31-04/12/31	4/8/2004	1,648 81	675 44	973 37
200 00	TELUS CORP	NON VTG SHS	86/12/31-04/12/31	4/15/2004	3,171 42	1,350 87	1,820 55
300 00	TELUS CORP	NON VTG SHS	86/12/31-04/12/31	4/19/2004	4,757 48	1,989 26	2,768 22
100 00	TELUS CORP	NON VTG SHS	86/12/31-04/12/31	4/22/2004	1,583 21	663 08	920 13
300 00	TELUS CORP	NON VTG SHS	86/12/31-04/12/31	4/26/2004	4,924 02	1,989 26	2,934 76
400 00	TELUS CORP	NON VTG SHS	86/12/31-04/12/31	3/30/2004	6,712 37	2,786 24	3,926 13
1,200 00	TELUS CORP	NON VTG SHS	86/12/31-04/12/31	3/31/2004	20,104 57	8,342 94	11,761 63
5,800 00	TELUS CORP	NON VTG SHS	86/12/31-04/12/31	8/30/2004	105,464 55	36,377 55	69,087 00
2,100 00	THOMSON CORP	COM	86/12/31-04/12/31	10/6/2004	74,510 90	65,531 14	8,979 76
4,400 00	THOMSON CORP	COM	86/12/31-04/12/31	10/22/2004	147,790 19	105,622 15	42,168 04
4,600 00	THOMSON CORP	COM	86/12/31-04/12/31	11/16/2004	165,213 71	109,652 89	55,560 82
3,100 00	THOMSON CORP	COM	86/12/31-04/12/31	8/30/2004	101,148 85	96,736 45	4,412 40
-	AVENTIS SA	EUR3 82(ASD 04JUN00 CSH+STK	86/12/31-04/12/31	8/20/2004	11,820 16	11,595 75	224 41

THE ROCKEFELLER FOUNDATION
EMPLOYEE ID NO 13-1659629
GAIN AND LOSSES FOR TAX ON INVESTMENT INCOME
FORM 990 PF 2004, PART IV

Shares/Par Value	Security Name	Security Description	Date Bought	Date Sold	Proceeds	Cost	Realized
650 00	SYNTHES INC	CHF0 001(POST SUBD)	86/12/31-04/12/31	10/22/2004	69,005 16	39,286 36	29,718 80
620 00	SYNTHES INC	CHF0 001(POST SUBD)	86/12/31-04/12/31	11/16/2004	69,933 25	36 484 59	33,448 66
1,000 00	GROUPE DANONE	EUR0 50	86/12/31-04/12/31	10/6/2004	79 714 77	67,019 04	12 695 73
900 00	GROUPE DANONE	EUR0 50	86/12/31-04/12/31	10/22/2004	75,259 12	49,790 99	25,468 13
1,700 00	GROUPE DANONE	EUR0 50	86/12/31-04/12/31	11/16/2004	150,433 22	89 959 47	60,473 75
1,200 00	NUMICO (KON) NV	EUR0 25	86/12/31-04/12/31	10/6/2004	37,739 65	30,887 41	6,852 24
1,000 00	NUMICO (KON) NV	EUR0 25	86/12/31-04/12/31	10/22/2004	32,805 27	24,459 67	8,345 60
1,100 00	NUMICO (KON) NV	EUR0 25	86/12/31-04/12/31	11/16/2004	37,870 78	23,890 25	13,980 53
71,000 00	SINGAPORE TELECOMM	SGD0 15(POST RE ORGANIZATION)	86/12/31-04/12/31	10/7/2004	99,477 21	70,942 70	28,534 51
117,000 00	SINGAPORE TELECOMM	SGD0 15(POST RE ORGANIZATION)	86/12/31-04/12/31	10/25/2004	163,614 86	116,905 59	46,709 27
133,810 00	SINGAPORE TELECOMM	SGD0 15(POST RE ORGANIZATION)	86/12/31-04/12/31	11/17/2004	193,001 11	132,797 73	60,203 38
10,440 00	CENTRICA ORD	GBP0 0617284	86/12/31-04/12/31	11/17/2004	46,701 27	42,419 78	4,281 49
1,300 00	ASML HOLDING N V	NEW YORK SHS	86/12/31-04/12/31	2/27/2004	24,393.54	13,812 50	10,581 04
5,000 00	ASML HOLDING N V	NEW YORK SHS	86/12/31-04/12/31	6/30/2004	65,673 45	53,125 00	12,548 45
-	CENTRICA	GBP0 055555	86/12/31-04/12/31	11/17/2004	5,382 85	-	5,382.85
4 00	HOLCIM	CHF(FEGD) (S/R 26MAY04)	86/12/31-04/12/31	5/26/2004	3 77	-	3 77
17,600 00	DIAGEO	ORD GBX28 935185	86/12/31-04/12/31	1/12/2004	229,862 73	173,718 74	56,143 99
36,000 00	DIAGEO	ORD GBX28 935185	86/12/31-04/12/31	3/23/2004	473,762 19	348,793 25	124,968 94
12,000 00	DIAGEO	ORD GBX28 935185	86/12/31-04/12/31	4/8/2004	162,743 69	112,478 25	50,265 44
56,200 00	DIAGEO	ORD GBX28 935185	86/12/31-04/12/31	6/15/2004	740,561 01	476,388 43	264,172 58
33,000 00	HSBC HLDGS	ORD USD0 50(UK REG)	86/12/31-04/12/31	1/12/2004	532,867 14	367,632 22	165,234 92
66,800 00	HSBC HLDGS	ORD USD0 50(UK REG)	86/12/31-04/12/31	3/23/2004	1,001,730 57	743,956 49	257,774 08
23,000 00	HSBC HLDGS	ORD USD0 50(UK REG)	86/12/31-04/12/31	4/8/2004	347,210 23	253,988 09	93 222 14
103,811 00	HSBC HLDGS	ORD USD0 50(UK REG)	86/12/31-04/12/31	6/15/2004	1,533,982 62	1,104,336 29	429,646 33
14,600 00	UNILEVER	ORD GBP0 014	86/12/31-04/12/31	1/12/2004	141,694 76	114,883 96	26,810 80
30,000 00	UNILEVER	ORD GBP0 014	86/12/31-04/12/31	3/23/2004	293,994 40	235,908 86	58,087 54
10,500 00	UNILEVER	ORD GBP0 014	86/12/31-04/12/31	4/8/2004	103,858 60	80,504 78	23,353 82
12,100 00	UNILEVER	ORD GBP0 014	86/12/31-04/12/31	4/16/2004	119,913 95	90,163 74	29,750 21
700 00	UNILEVER	ORD GBP0 014	86/12/31-04/12/31	4/16/2004	6,939 38	5,192 05	1,747 33
57,300 00	UNILEVER	ORD GBP0 014	86/12/31-04/12/31	6/15/2004	542,598 84	477 546 00	65,052 84
65,900 00	CADBURY SCHWEPPES	ORD GBP0 125	86/12/31-04/12/31	3/23/2004	519,232 96	447,870 32	71,362 64
10,100 00	CADBURY SCHWEPPES	ORD GBP0 125	86/12/31-04/12/31	3/25/2004	77,485 49	67,259 98	10,225 51
5,100 00	CADBURY SCHWEPPES	ORD GBP0 125	86/12/31-04/12/31	3/26/2004	38,860 52	33,961 67	4,898 85
7,200 00	CADBURY SCHWEPPES	ORD GBP0 125	86/12/31-04/12/31	4/1/2004	57,566 52	45,473 67	12,092 85
11,500 00	CADBURY SCHWEPPES	ORD GBP0 125	86/12/31-04/12/31	4/8/2004	92,384 74	72,631 56	19,753 18
57,500 00	CADBURY SCHWEPPES	ORD GBP0 125	86/12/31-04/12/31	6/15/2004	476,561 78	350,548 67	126,013 11
10,500 00	CADBURY SCHWEPPES	ORD GBP0 125	86/12/31-04/12/31	3/29/2004	79,902 09	66,912 62	12,989 47
8,000.00	CADBURY SCHWEPPES	ORD GBP0.125	86/12/31-04/12/31	3/30/2004	61,947 59	50,760.15	11,187 44
4,600 00	CADBURY SCHWEPPES	ORD GBP0 125	86/12/31-04/12/31	3/31/2004	36,406 15	29,052 62	7,353 53
34,700 00	PRUDENTIAL PLC	ORD GBP0 05	86/12/31-04/12/31	3/23/2004	283,989 46	318,355 82	(34,366 34)
12,500 00	PRUDENTIAL PLC	ORD GBP0 05	86/12/31-04/12/31	4/8/2004	105,725 07	112,365 96	(6,640 89)
83,200 00	PRUDENTIAL PLC	ORD GBP0 05	86/12/31-04/12/31	6/15/2004	682,003 16	716,471 83	(34,468 67)
6,800 00	RIO TINTO	ORD GBP0 10(REGD)	86/12/31-04/12/31	1/12/2004	179,776 89	129,938 79	49,838 10
14,000 00	RIO TINTO	ORD GBP0 10(REGD)	86/12/31-04/12/31	3/23/2004	344,378 54	273,147 36	71,231 18
4,000 00	RIO TINTO	ORD GBP0 10(REGD)	86/12/31-04/12/31	4/8/2004	101,980 23	75,839 20	26,141 03
28,300 00	RIO TINTO	ORD GBP0 10(REGD)	86/12/31-04/12/31	6/15/2004	653,760 24	566,295 08	87,465 16
214,000 00	VODAFONE GROUP	ORD USD0 10	86/12/31-04/12/31	1/12/2004	580,558 12	341,393 47	239,164 65
45,700 00	VODAFONE GROUP	ORD USD0 10	86/12/31-04/12/31	1/20/2004	122,875 66	72,905 05	49,970 61
9,300 00	VODAFONE GROUP	ORD USD0 10	86/12/31-04/12/31	1/21/2004	24,899 84	14,836 26	10,063 58
417,600 00	VODAFONE GROUP	ORD USD0 10	86/12/31-04/12/31	3/23/2004	983,073 34	666,195 86	316,877 48
65,000 00	VODAFONE GROUP	ORD USD0 10	86/12/31-04/12/31	4/8/2004	156,353 64	138,633 37	17,720 27
773,900 00	VODAFONE GROUP	ORD USD0 10	86/12/31-04/12/31	6/15/2004	1,789,901 60	1,151,721 60	638,180 00
52,600 00	RENTOKIL INITIAL	ORD GBP0 01	86/12/31-04/12/31	1/12/2004	182,564 13	182,131 60	432 53
107,500 00	RENTOKIL INITIAL	ORD GBP0 01	86/12/31-04/12/31	3/23/2004	363,250 88	345,563 23	17,687 65
22,200 00	RENTOKIL INITIAL	ORD GBP0 01	86/12/31-04/12/31	3/25/2004	72,532 25	69,723 34	2,808 91
4,500 00	RENTOKIL INITIAL	ORD GBP0 01	86/12/31-04/12/31	3/26/2004	14,682 48	14,030 25	652 23
28,000 00	RENTOKIL INITIAL	ORD GBP0 01	86/12/31-04/12/31	4/8/2004	96,499 71	86,812 56	9,687 15
131,400 00	RENTOKIL INITIAL	ORD GBP0 01	86/12/31-04/12/31	6/15/2004	351,074 45	402,961 81	(51,887 36)
4,900 00	RENTOKIL INITIAL	ORD GBP0 01	86/12/31-04/12/31	3/29/2004	15,997 94	15,277 38	720 56
7,600 00	RENTOKIL INITIAL	ORD GBP0 01	86/12/31-04/12/31	3/30/2004	24,998 47	23,602 07	1,396 40
4,700 00	RENTOKIL INITIAL	ORD GBP0 01	86/12/31-04/12/31	3/31/2004	15,687 66	14,578 08	1,109 58
78,700 00	OLD MUTUAL	GBP0 10	86/12/31-04/12/31	1/12/2004	134,828 86	120,312 72	14,516 14
161,000 00	OLD MUTUAL	GBP0 10	86/12/31-04/12/31	3/23/2004	288,014 57	243,638 78	44,375 79
54,500 00	OLD MUTUAL	GBP0 10	86/12/31-04/12/31	4/8/2004	102,828 39	82,225 47	20,602 92
249,400 00	OLD MUTUAL	GBP0 10	86/12/31-04/12/31	6/15/2004	444,231 19	367,743 40	76,487 79
10,600 00	ROYAL BK SCOT GRP	ORD GBP0 25	86/12/31-04/12/31	1/12/2004	325,867 66	279,869 02	45,998 64
23,500 00	ROYAL BK SCOT GRP	ORD GBP0 25	86/12/31-04/12/31	3/23/2004	723,787 69	620,242 09	103,545 60
8,000 00	ROYAL BK SCOT GRP	ORD GBP0 25	86/12/31-04/12/31	4/8/2004	246,287 12	192,911 87	53,375 25
43,800 00	ROYAL BK SCOT GRP	ORD GBP0 25	86/12/31-04/12/31	6/15/2004	1,313,543 84	1,075,316 66	238,227 18
34,900 00	BP PLC	ORD USD0 25	86/12/31-04/12/31	1/12/2004	283,063 79	292,702 44	(9,638 65)
71,200 00	BP PLC	ORD USD0 25	86/12/31-04/12/31	3/23/2004	575,643 47	572,420 71	3,222 76
29,000 00	BP PLC	ORD USD0 25	86/12/31-04/12/31	4/8/2004	255,976 22	248,910 16	7,066 06
28,600 00	BP PLC	ORD USD0 25	86/12/31-04/12/31	6/9/2004	251,341 87	215,846 40	35,495 47
17,600 00	BP PLC	ORD USD0 25	86/12/31-04/12/31	6/10/2004	155,567 67	135,889 94	19,677 73
14,800 00	BP PLC	ORD USD0 25	86/12/31-04/12/31	6/10/2004	131,001 19	112,262 92	18,738 27
74,800 00	BP PLC	ORD USD0 25	86/12/31-04/12/31	6/15/2004	649,854 32	545,690 66	104,163 66
9,900 00	SMITHS GROUP	ORD GBP0 25	86/12/31-04/12/31	1/12/2004	113,648 92	117,674 72	(4,025 80)
31 500 00	SMITHS GROUP	ORD GBP0 25	86/12/31-04/12/31	3/23/2004	370,723 46	378,296 72	(7,573 26)
10,500 00	SMITHS GROUP	ORD GBP0 25	86/12/31-04/12/31	4/8/2004	127,283 35	123,418 52	3,864 83
7,900 00	SMITHS GROUP	ORD GBP0 25	86/12/31-04/12/31	5/19/2004	99,197 01	92,579 72	6,617 29
3,000 00	SMITHS GROUP	ORD GBP0 25	86/12/31-04/12/31	5/20/2004	37,296 81	34,989 22	2,307 59
2,000 00	SMITHS GROUP	ORD GBP0 25	86/12/31-04/12/31	5/20/2004	24,798 87	23,350 86	1,448 01
1,200 00	SMITHS GROUP	ORD GBP0 25	86/12/31-04/12/31	5/21/2004	15,088 49	13,970 63	1,117 86
34,200 00	SMITHS GROUP	ORD GBP0 25	86/12/31-04/12/31	6/15/2004	432,635 21	393,603 85	39,031 36
32,700 00	TESCO	ORD GBP0 05	86/12/31-04/12/31	1/12/2004	156,035 97	117,109 59	38,926 38

THE ROCKEFELLER FOUNDATION
EMPLOYEE ID NO 13-1659629
GAIN AND LOSSES FOR TAX ON INVESTMENT INCOME
FORM 990 PF 2004, PART IV

Shares/Par Value	Security Name	Security Description	Date Bought	Date Sold	Proceeds	Cost	Realized
4,300 00	TESCO	ORD GBP0 05	86/12/31-04/12/31	1/14/2004	19,603 80	15,267 73	4,336 07
6,300 00	TESCO	ORD GBP0 05	86/12/31-04/12/31	1/19/2004	27,877 56	22,137 68	5,739 88
6,800 00	TESCO	ORD GBP0 05	86/12/31-04/12/31	1/19/2004	30,170 64	24,144 31	6,026 33
60,500 00	TESCO	ORD GBP0 05	86/12/31-04/12/31	3/23/2004	278,111 54	195,248 73	82,862 81
20,000 00	TESCO	ORD GBP0 05	86/12/31-04/12/31	4/8/2004	90,759 12	62,127 80	28,631 32
33,700 00	TESCO	ORD GBP0 05	86/12/31-04/12/31	4/21/2004	150,973 46	104,645 59	46,327 87
28,000 00	TESCO	ORD GBP0 05	86/12/31-04/12/31	4/22/2004	124,418 00	86,910 20	37,507 80
13,100 00	TESCO	ORD GBP0 05	86/12/31-04/12/31	4/22/2004	58,510 87	40,645 37	17,865 50
2,600 00	TESCO	ORD GBP0 05	86/12/31-04/12/31	4/22/2004	11,571 46	8,070 23	3,501 23
5,200 00	TESCO	ORD GBP0 05	86/12/31-04/12/31	4/23/2004	23,273 74	16,140 47	7,133 27
12,800 00	TESCO	ORD GBP0 05	86/12/31-04/12/31	4/23/2004	57,418 29	39,730 38	17,687 91
18,200 00	GLAXOSMITHKLINE	ORD GBP0 25	86/12/31-04/12/31	1/12/2004	408,948 67	457,531 76	(48,583 09)
49,000 00	GLAXOSMITHKLINE	ORD GBP0 25	86/12/31-04/12/31	3/23/2004	962,850 02	1,141,947 32	(179,097 30)
17,000 00	GLAXOSMITHKLINE	ORD GBP0 25	86/12/31-04/12/31	4/8/2004	348,538 06	372,175 34	(23,637 28)
75,600 00	GLAXOSMITHKLINE	ORD GBP0 25	86/12/31-04/12/31	6/15/2004	1,552,697 15	1,539,434 80	13,262 35
5,000 00	BK OF IRELAND	ORD STK EUR0 64	86/12/31-04/12/31	6/15/2004	64,108 30	64,508 66	(400 36)
15,900 00	BK OF IRELAND	ORD STK EUR0 64	86/12/31-04/12/31	1/12/2004	227,666 37	201,311 25	26,355 12
3,900 00	BK OF IRELAND	ORD STK EUR0 64	86/12/31-04/12/31	1/16/2004	56,809 87	49,316 32	7,493 55
7,300 00	BK OF IRELAND	ORD STK EUR0 64	86/12/31-04/12/31	1/19/2004	105,232 16	91,404 57	13,827 59
3,300 00	BK OF IRELAND	ORD STK EUR0 64	86/12/31-04/12/31	1/20/2004	48,401 01	41,203 38	7,197 63
5,600 00	BK OF IRELAND	ORD STK EUR0 64	86/12/31-04/12/31	1/21/2004	82,259 44	68,668 91	13,590 53
3,300 00	BK OF IRELAND	ORD STK EUR0 64	86/12/31-04/12/31	1/22/2004	49,186 49	39,579 76	9,606 73
5,000 00	BK OF IRELAND	ORD STK EUR0 64	86/12/31-04/12/31	1/23/2004	74,090 83	59,790 25	14,300 58
4,300 00	BK OF IRELAND	ORD STK EUR0 64	86/12/31-04/12/31	1/30/2004	61,165 00	51,415 24	9,749 76
21,100 00	BK OF IRELAND	ORD STK EUR0 64	86/12/31-04/12/31	3/23/2004	266,139 79	249,281 61	16,858 18
7,300 00	BK OF IRELAND	ORD STK EUR0 64	86/12/31-04/12/31	4/8/2004	94,580 93	85,608 38	8,972 55
37,800 00	BK OF IRELAND	ORD STK EUR0 64	86/12/31-04/12/31	6/15/2004	484,201 93	440,262 99	43,938 94
7,200 00	BARCLAYS	ORD GBP0 25	86/12/31-04/12/31	1/2/2004	64,752 73	48,305 78	16,446 95
7,700 00	BARCLAYS	ORD GBP0 25	86/12/31-04/12/31	1/5/2004	69,996 13	51,660 34	18,335 79
34,900 00	BARCLAYS	ORD GBP0 25	86/12/31-04/12/31	1/12/2004	330,319 92	233,601 70	96,718 22
71,500 00	BARCLAYS	ORD GBP0 25	86/12/31-04/12/31	3/23/2004	628,936 01	461,764 92	167,171 09
26,000 00	BARCLAYS	ORD GBP0 25	86/12/31-04/12/31	4/8/2004	229,333 83	154,070 01	75,263 82
5,800 00	BARCLAYS	ORD GBP0 25	86/12/31-04/12/31	5/5/2004	52,961 80	33,792 79	19,169 01
103,300 00	BARCLAYS	ORD GBP0 25	86/12/31-04/12/31	6/15/2004	909,663 19	594,949 02	314,714 17
3,400 00	BOOTS GROUP	ORD GBP0 25	86/12/31-04/12/31	1/2/2004	42,566 16	33,498 11	9,068 05
13,200 00	BOOTS GROUP	ORD GBP0 25	86/12/31-04/12/31	1/12/2004	162,513 86	129,176 00	33,337 86
8,600 00	BOOTS GROUP	ORD GBP0 25	86/12/31-04/12/31	1/16/2004	108,240 70	82,367 12	25,873 58
8,000 00	BOOTS GROUP	ORD GBP0 25	86/12/31-04/12/31	3/5/2004	108,180 73	76,356 66	31,824 07
3,700 00	BOOTS GROUP	ORD GBP0 25	86/12/31-04/12/31	3/5/2004	50,127 07	35,293 75	14,833 32
2,200 00	BOOTS GROUP	ORD GBP0 25	86/12/31-04/12/31	3/8/2004	29,835 96	20,977 71	8,858 25
20,800 00	BOOTS GROUP	ORD GBP0 25	86/12/31-04/12/31	3/23/2004	271,832 62	195,390 45	76,442 17
7,200 00	BOOTS GROUP	ORD GBP0 25	86/12/31-04/12/31	4/8/2004	84,642 11	65,569 00	19,073 11
2,700 00	BOOTS GROUP	ORD GBP0 25	86/12/31-04/12/31	4/14/2004	30,253 25	24,405 89	5,847 36
2,300 00	BOOTS GROUP	ORD GBP0 25	86/12/31-04/12/31	4/14/2004	25,818 44	20,790 20	5,028 24
1,400 00	BOOTS GROUP	ORD GBP0 25	86/12/31-04/12/31	4/15/2004	15,444 66	12,654 90	2,789 76
2,600 00	BOOTS GROUP	ORD GBP0 25	86/12/31-04/12/31	4/16/2004	28,984 32	23,501 96	5,482 36
3,500 00	BOOTS GROUP	ORD GBP0 25	86/12/31-04/12/31	4/19/2004	39,729 52	31,630 53	8,098 99
2,700 00	BOOTS GROUP	ORD GBP0 25	86/12/31-04/12/31	4/19/2004	30,614 83	24,362 99	6,251 84
1,100 00	BOOTS GROUP	ORD GBP0 25	86/12/31-04/12/31	4/19/2004	12,484 02	9,940 75	2,543 27
1,700 00	BOOTS GROUP	ORD GBP0 25	86/12/31-04/12/31	4/20/2004	19,184 47	15,284 27	3,900 20
1,200 00	BOOTS GROUP	ORD GBP0 25	86/12/31-04/12/31	4/20/2004	13,536 81	10,788 90	2,747 91
1,300 00	BOOTS GROUP	ORD GBP0 25	86/12/31-04/12/31	4/20/2004	14,713 02	11,687 97	3,025 05
2,100 00	BOOTS GROUP	ORD GBP0 25	86/12/31-04/12/31	4/21/2004	23,374 21	18,880 57	4,493 64
900 00	BOOTS GROUP	ORD GBP0 25	86/12/31-04/12/31	4/21/2004	10,016 53	8,091 67	1,924 86
1,200 00	BOOTS GROUP	ORD GBP0 25	86/12/31-04/12/31	4/22/2004	13,178 97	10,788 90	2,390 07
800 00	BOOTS GROUP	ORD GBP0 25	86/12/31-04/12/31	4/23/2004	8,753 40	7,192 60	1,560 80
1,100 00	BOOTS GROUP	ORD GBP0 25	86/12/31-04/12/31	4/27/2004	12,011 84	9,889 82	2,122 02
1,000 00	BOOTS GROUP	ORD GBP0 25	86/12/31-04/12/31	4/28/2004	10,708 97	8,936 27	1,772 70
2,400 00	BOOTS GROUP	ORD GBP0 25	86/12/31-04/12/31	4/28/2004	25,598 56	21,577 80	4,020 76
3,700 00	BOOTS GROUP	ORD GBP0 25	86/12/31-04/12/31	4/29/2004	39,174 40	32,977 85	6,196 55
20,000 00	KESA ELECTRICALS	ORD GBP0 25	86/12/31-04/12/31	1/12/2004	95,108 61	60,355 91	34,752 70
28,500 00	KESA ELECTRICALS	ORD GBP0 25	86/12/31-04/12/31	3/23/2004	136,321 53	130,983 36	5,338 17
10,300 00	KESA ELECTRICALS	ORD GBP0 25	86/12/31-04/12/31	4/8/2004	50,401 60	29,893 65	20,507 95
43,100 00	KESA ELECTRICALS	ORD GBP0 25	86/12/31-04/12/31	6/15/2004	235,792 66	116,498 99	119,293 67
8,000 00	ALLIED IRISH BANKS	EUR0 32 (DUBLIN LISTING)	86/12/31-04/12/31	1/12/2004	135,822 29	89,390 45	46,431 84
12,600 00	ALLIED IRISH BANKS	EUR0 32 (DUBLIN LISTING)	86/12/31-04/12/31	4/8/2004	194,403 02	138,806 83	55,596 19
34,900 00	ALLIED IRISH BANKS	EUR0 32 (DUBLIN LISTING)	86/12/31-04/12/31	6/15/2004	510,316 54	366,851 51	143,465 03
8,400 00	CRH	ORD IEP0 32(DUBLIN LISTING)	86/12/31-04/12/31	1/12/2004	180,951 75	148,193 95	32,757 80
17,100 00	CRH	ORD IEP0 32(DUBLIN LISTING)	86/12/31-04/12/31	3/23/2004	349,950 66	293,267 28	56,683 38
6,000 00	CRH	ORD IEP0 32(DUBLIN LISTING)	86/12/31-04/12/31	4/8/2004	125,452 32	100,187 58	25,264 74
26,457 00	CRH	ORD IEP0 32(DUBLIN LISTING)	86/12/31-04/12/31	6/15/2004	562,067 30	428,183 74	133,883 56
5,700 00	DNB NOR ASA	NOK10	86/12/31-04/12/31	6/15/2004	37,226 18	37,270 28	(44 10)
2,000 00	LAGARDERE S C A	EUR6 10(REGD)	86/12/31-04/12/31	1/12/2004	118,608 75	112,125 56	6,483 19
5,400 00	LAGARDERE S C A	EUR6 10(REGD)	86/12/31-04/12/31	3/23/2004	298,025 97	299,260 11	(1,234 14)
1,600 00	LAGARDERE S C A	EUR6 10(REGD)	86/12/31-04/12/31	4/8/2004	94,243 72	84,735 96	9,507 76
7,600 00	LAGARDERE S C A	EUR6 10(REGD)	86/12/31-04/12/31	6/15/2004	454,894 59	335,477 90	119,416 69
3,500 00	AVENTIS SA	EUR3 82	86/12/31-04/12/31	1/12/2004	227,533 84	221,060 52	6,473 32
6,300 00	AVENTIS SA	EUR3 82	86/12/31-04/12/31	3/23/2004	497,016 53	377,469 62	119,546 91
2,200 00	AVENTIS SA	EUR3 82	86/12/31-04/12/31	4/8/2004	168,072 23	128,162 04	39,910 19
9,800 00	AVENTIS SA	EUR3 82	86/12/31-04/12/31	6/15/2004	757,347 98	561,553 62	195,794 36
1,600 00	SCHNEIDER ELECTRIC	EUR8	86/12/31-04/12/31	1/12/2004	101,890 74	77,711 97	24,178 77
5,500 00	SCHNEIDER ELECTRIC	EUR8	86/12/31-04/12/31	3/23/2004	349,459 01	367,862 01	(18,403 00)
2,000 00	SCHNEIDER ELECTRIC	EUR8	86/12/31-04/12/31	4/8/2004	133,801 80	111,042 81	22,758 99
700 00	SCHNEIDER ELECTRIC	EUR8	86/12/31-04/12/31	6/1/2004	46,784 26	33,182 91	13,601 35
700 00	SCHNEIDER ELECTRIC	EUR8	86/12/31-04/12/31	6/2/2004	47,083 46	32,884 12	14,199 34

THE ROCKEFELLER FOUNDATION
EMPLOYEE ID NO 13-1659629
GAIN AND LOSSES FOR TAX ON INVESTMENT INCOME
FORM 990 PF 2004 PART IV

Shares/Par Value	Security Name	Security Description	Date Bought	Date Sold	Proceeds	Cost	Realized
600 00	SCHNEIDER ELECTRIC	EUR8	86/12/31-04/12/31	6/3/2004	40,116 60	27,877 33	12,239 27
1,000.00	SCHNEIDER ELECTRIC	EUR8	86/12/31-04/12/31	6/4/2004	67,546 55	46,083 02	21,463 53
800 00	SCHNEIDER ELECTRIC	EUR8	86/12/31-04/12/31	6/7/2004	54,807 39	36,831 99	17,975 40
1,200 00	SCHNEIDER ELECTRIC	EUR8	86/12/31-04/12/31	6/8/2004	82,213 75	55,220 32	26,993 43
500 00	SCHNEIDER ELECTRIC	EUR8	86/12/31-04/12/31	6/9/2004	33,824 64	23 007 42	10,817 22
1,400 00	SCHNEIDER ELECTRIC	EUR8	86/12/31-04/12/31	6/10/2004	94,764 20	64 119 67	30,644 53
500 00	SCHNEIDER ELECTRIC	EUR8	86/12/31-04/12/31	6/11/2004	33,622 78	22,845 61	10,777 17
300 00	SCHNEIDER ELECTRIC	EUR8	86/12/31-04/12/31	6/14/2004	20,002 85	13,707 36	6,295 49
1,000 00	SCHNEIDER ELECTRIC	EUR8	86/12/31-04/12/31	5/28/2004	67,495 53	47,229 88	20,265 65
200 00	SCHNEIDER ELECTRIC	EUR8	86/12/31-04/12/31	5/31/2004	13,522 40	9,480 83	4,041 57
8,800 00	SCHERING AG	ORD NPV	86/12/31-04/12/31	6/15/2004	483,544 53	459,989 74	23,554 79
3,100 00	TOTAL SA	EUR10 SERIE B	86/12/31-04/12/31	1/12/2004	560,994 08	460,261 58	100 732 50
4 700 00	TOTAL SA	EUR10 SERIE B	86/12/31-04/12/31	3/23/2004	847,018 71	590,372 75	256,645 96
1,600 00	TOTAL SA	EUR10 SERIE B	86/12/31-04/12/31	4/8/2004	299,323 74	180,331 75	118,991 99
800 00	TOTAL SA	EUR10 SERIE B	86/12/31-04/12/31	4/23/2004	151,457 10	82,523 76	68,933 34
6,622 00	TOTAL SA	EUR10	86/12/31-04/12/31	6/15/2004	1,250,768.70	522,635 06	728,133 64
12,900 00	E ON AG	NPV	86/12/31-04/12/31	6/15/2004	887,950 06	879,950 77	7,999 29
35,600 00	STORA ENSO OYJ	NPV SER R	86/12/31-04/12/31	6/15/2004	465,055 24	480,760 07	(15,704 83)
2,200 00	BASF AG	NPV	86/12/31-04/12/31	4/8/2004	116,295 47	110,822 25	5,473 22
12,800 00	BASF AG	NPV	86/12/31-04/12/31	6/15/2004	646,724 01	643 936 34	2,787 67
3,800 00	ROYAL DUTCH PETROL	EUR0 56(BR)	86/12/31-04/12/31	1/12/2004	184,706 69	165,434 50	19,272 19
17,000 00	ROYAL DUTCH PETROL	EUR0 56(BR)	86/12/31-04/12/31	3/23/2004	791,495 78	851,986 67	(60,490 89)
5,500 00	ROYAL DUTCH PETROL	EUR0 56(BR)	86/12/31-04/12/31	4/8/2004	266,737 88	268,986 00	(2,248 12)
31,100 00	ROYAL DUTCH PETROL	EUR0 56(BR)	86/12/31-04/12/31	6/15/2004	1,561,189 89	1,351,702 91	209,486 98
4,100 00	ABN AMRO HLDGS NV	EUR0 56	86/12/31-04/12/31	1/12/2004	98,342 05	65,565 92	30,776 13
11,100 00	ABN AMRO HLDGS NV	EUR0 56	86/12/31-04/12/31	2/3/2004	266,947 55	166,497 06	100,450 49
1,300 00	ABN AMRO HLDGS NV	EUR0 56	86/12/31-04/12/31	2/2/2004	31,341 44	19,702 99	11,638 45
11,400 00	ABN AMRO HLDGS NV	EUR0 56	86/12/31-04/12/31	2/2/2004	273,162 11	177,366 31	95,795 80
1,200 00	ABN AMRO HLDGS NV	EUR0 56	86/12/31-04/12/31	2/2/2004	28,875 49	19,190 02	9,685 47
6,800 00	ENDESA S A	EUR1 2	86/12/31-04/12/31	1/12/2004	128,664 11	137,854 32	(9,190 21)
3,600 00	ENDESA S A	EUR1 2	86/12/31-04/12/31	3/15/2004	64,495 48	59,604 41	4,891 07
17,200 00	ENDESA S A	EUR1 2	86/12/31-04/12/31	3/15/2004	306,704 90	326,022 36	(19,317 46)
8,600 00	ENDESA S A	EUR1 2	86/12/31-04/12/31	3/16/2004	150,884 26	131,372 74	19,511 52
17,000 00	ENDESA S A	EUR1 2	86/12/31-04/12/31	3/23/2004	298,945 36	246,965 06	51,980 30
2,800 00	ENDESA S A	EUR1 2	86/12/31-04/12/31	4/8/2004	51,825 57	39,474 41	12,351 16
5,500 00	ENDESA S A	EUR1 2	86/12/31-04/12/31	4/8/2004	101,569 19	77,539 02	24,030 17
4,500 00	ENDESA S A	EUR1 2	86/12/31-04/12/31	4/13/2004	82,388 46	63,021 06	19,367 40
5,400 00	ENDESA S A	EUR1 2	86/12/31-04/12/31	4/14/2004	97,737 59	74,657 08	23,080 51
3 300 00	ENDESA S A	EUR1 2	86/12/31-04/12/31	4/15/2004	59,937 30	45,335 09	14,602 21
7,200 00	ENDESA S A	EUR1 2	86/12/31-04/12/31	4/16/2004	132,943 36	98,912 93	34,030 43
700 00	MUENCHENER RUCKVERS AG	NPV(REGD)	86/12/31-04/12/31	1/12/2004	84,623 74	83,131 63	1,492 11
4,800 00	MUENCHENER RUCKVERS AG	NPV(REGD)	86/12/31-04/12/31	3/23/2004	525,330 47	586,902 80	(61,572 33)
1,400 00	MUENCHENER RUCKVERS AG	NPV(REGD)	86/12/31-04/12/31	4/8/2004	158,686 51	168,309 13	(9,622 62)
9,400 00	MUENCHENER RUCKVERS AG	NPV(REGD)	86/12/31-04/12/31	6/15/2004	988,270 78	1,046,769 83	(58,499 05)
5,900 00	AKZO NOBEL NV	EUR2	86/12/31-04/12/31	6/15/2004	212,754 95	218,215 50	(5,460 55)
1,000 00	CARREFOUR	EUR2 50	86/12/31-04/12/31	1/12/2004	52,250 54	51,913 13	337 41
6,900 00	CARREFOUR	EUR2 50	86/12/31-04/12/31	3/23/2004	340,026 90	362,480 50	(22,453 60)
2,200 00	CARREFOUR	EUR2 50	86/12/31-04/12/31	4/8/2004	103,452 26	115,342 38	(11,890 12)
12,800 00	CARREFOUR	EUR2 50	86/12/31-04/12/31	6/15/2004	610,837 87	656,611 57	(45,773 70)
7,300 00	SANOFI SYNTHELABO	EUR2	86/12/31-04/12/31	6/15/2004	466,667 31	465,135 59	1,531 72
1,200 00	SIEMENS AG NPV (REGD)	NPV (REGD)	86/12/31-04/12/31	1/12/2004	103,171 53	76,956 31	26,215 22
1,100 00	SIEMENS AG NPV (REGD)	NPV (REGD)	86/12/31-04/12/31	2/12/2004	95,628 82	70,543 29	25,085 53
2,700 00	SIEMENS AG NPV (REGD)	NPV (REGD)	86/12/31-04/12/31	2/18/2004	229,231 46	153,290 24	75,941 22
4,300 00	SIEMENS AG NPV (REGD)	NPV (REGD)	86/12/31-04/12/31	3/23/2004	305,938 50	320,663 98	(14,725 48)
1,600 00	SIEMENS AG NPV (REGD)	NPV (REGD)	86/12/31-04/12/31	4/8/2004	122,064 08	103,828 66	18,235 42
7,100 00	SIEMENS AG NPV (REGD)	NPV (REGD)	86/12/31-04/12/31	6/15/2004	498,841 10	371,534 83	127,306 27
1,900 00	BAYERISCHE MOTOREN WERKE AG	EUR1	86/12/31-04/12/31	1/12/2004	83,754 26	77,919 20	5,835 06
1,900 00	BAYERISCHE MOTOREN WERKE AG	EUR1	86/12/31-04/12/31	1/19/2004	86,269 66	77,919 20	8,350 46
2,800 00	BAYERISCHE MOTOREN WERKE AG	EUR1	86/12/31-04/12/31	1/20/2004	127,438 68	114,810 11	12,628 57
200 00	BAYERISCHE MOTOREN WERKE AG	EUR1	86/12/31-04/12/31	1/22/2004	9,167 13	8,200 20	966 93
2,700 00	BAYERISCHE MOTOREN WERKE AG	EUR1	86/12/31-04/12/31	2/18/2004	116,827 29	110,702 74	6,124 55
4,100 00	BAYERISCHE MOTOREN WERKE AG	EUR1	86/12/31-04/12/31	2/19/2004	177,200 78	168,104 16	9,096 62
16,000 00	DEUTSCHE TELEKOM	NPV(REGD)	86/12/31-04/12/31	1/12/2004	312,149 16	233,098 24	79,050 92
2,300 00	DEUTSCHE TELEKOM	NPV(REGD)	86/12/31-04/12/31	1/20/2004	46,041 39	33,404 32	12,637 07
9,400 00	DEUTSCHE TELEKOM	NPV(REGD)	86/12/31-04/12/31	1/21/2004	189,627 64	135,928 88	53,698 76
14,800 00	DEUTSCHE TELEKOM	NPV(REGD)	86/12/31-04/12/31	2/25/2004	295,094 39	213,027 89	82,066 50
23,500 00	DEUTSCHE TELEKOM	NPV(REGD)	86/12/31-04/12/31	3/3/2004	453,357 09	337,989 56	115,367 53
38,200 00	DEUTSCHE TELEKOM	NPV(REGD)	86/12/31-04/12/31	3/11/2004	705,483 66	545,315 67	160,167 99
22,200 00	NOKIA (AB) OY	EUR0 06	86/12/31-04/12/31	1/12/2004	457,229 33	333,699 38	123,529 95
17,200 00	NOKIA (AB) OY	EUR0 06	86/12/31-04/12/31	2/18/2004	391,360 06	247,467 13	143,892 93
9,000 00	NOKIA (AB) OY	EUR0 06	86/12/31-04/12/31	2/19/2004	203,820 85	129,471 60	74,349 25
36,300 00	NOKIA (AB) OY	EUR0 06	86/12/31-04/12/31	3/23/2004	721,908 67	494,988 16	226,920 51
15,000 00	NOKIA (AB) OY	EUR0 06	86/12/31-04/12/31	4/8/2004	256,095 75	289,553 87	(33,458 12)
103,500 00	NOKIA (AB) OY	EUR0 06	86/12/31-04/12/31	6/15/2004	1,458,370 09	1,414,058 62	44,311 47
34,200 00	KON KPN NV	EUR0 24	86/12/31-04/12/31	1/12/2004	276,548 20	256,574 02	19,974 18
70,000 00	KON KPN NV	EUR0 24	86/12/31-04/12/31	3/23/2004	535,749 12	485,666 81	50,082 31
24,000 00	KON KPN NV	EUR0 24	86/12/31-04/12/31	4/8/2004	185,225 46	122,263 92	62,961 54
14,900 00	KON KPN NV	EUR0 24	86/12/31-04/12/31	5/19/2004	107,291 26	75,685 04	31,606 22
4,200 00	KON KPN NV	EUR0 24	86/12/31-04/12/31	5/19/2004	30,529 29	21,334 04	9,195 25
88,500 00	KON KPN NV	EUR0 24	86/12/31-04/12/31	6/15/2004	641,687 19	437,386 95	204,300 24
1,600 00	SANDVIK AB	SEK6	88/12/31-04/12/31	1/12/2004	53,212 32	38,281 56	14,930 76
2,400 00	SANDVIK AB	SEK6	86/12/31-04/12/31	3/5/2004	79,574 63	57,405 29	22,169 34
1,000 00	SANDVIK AB	SEK6	88/12/31-04/12/31	3/8/2004	32,832 59	23,868 65	8,963 94
2,600 00	SANDVIK AB	SEK6	86/12/31-04/12/31	3/9/2004	83,830 65	61,994 17	21,836 48
1,800 00	SANDVIK AB	SEK6	88/12/31-04/12/31	3/10/2004	57,049 02	42,811 43	14,237 59

THE ROCKEFELLER FOUNDATION
EMPLOYEE ID NO 13-1659629
GAIN AND LOSSES FOR TAX ON INVESTMENT INCOME
FORM 990 PF 2004, PART IV

Shares/Par Value	Security Name	Security Description	Date Bought	Date Sold	Proceeds	Cost	Realized
700 00	SANDVIK AB	SEK6	86/12/31-04/12/31	3/10/2004	22,191 79	16,690 74	5,501 05
1,200 00	SANDVIK AB	SEK6	86/12/31-04/12/31	3/10/2004	37,960 89	28,612 69	9,348 20
1,200 00	SANDVIK AB	SEK6	86/12/31-04/12/31	3/11/2004	37,371 17	28,164 91	9,206 26
500 00	SANDVIK AB	SEK6	86/12/31-04/12/31	3/12/2004	15,316 43	11,735 38	3,581 05
1,100 00	SANDVIK AB	SEK6	86/12/31-04/12/31	3/12/2004	33,732 58	25,817 84	7,914 74
10,000 00	PHILIPS ELEC(KON)	EUR0 20	86/12/31-04/12/31	1/12/2004	308,811 47	230,162 22	78,649 25
20,000 00	PHILIPS ELEC(KON)	EUR0 20	86/12/31-04/12/31	3/23/2004	550,804 70	432,666 08	118,138 62
8,500 00	PHILIPS ELEC(KON)	EUR0 20	86/12/31-04/12/31	4/8/2004	255,983 54	248,605 21	7,378 33
40,736 00	PHILIPS ELEC(KON)	EUR0 20	86/12/31-04/12/31	6/15/2004	1,069,712 22	822,553 18	247,159 04
280 00	ACOM CO	JPY50	86/12/31-04/12/31	1/7/2004	13,174 01	21,218 91	(8,044 90)
8,280 00	ACOM CO	JPY50	86/12/31-04/12/31	1/8/2004	404,408 90	575,601 61	(171,192 71)
2,500 00	ACOM CO	JPY50	86/12/31-04/12/31	1/13/2004	139,901 28	124,524 09	15,377 19
430 00	ACOM CO	JPY50	86/12/31-04/12/31	2/19/2004	26,741 45	18,853 36	7,888 09
960 00	ACOM CO	JPY50	86/12/31-04/12/31	2/20/2004	56,833 56	41,753 87	15,079 69
370 00	ACOM CO	JPY50	86/12/31-04/12/31	2/23/2004	21,510 96	15,841 24	5,669 72
680 00	ACOM CO	JPY50	86/12/31-04/12/31	2/24/2004	38,469 29	28,788 98	9,680 31
4,300 00	ACOM CO	JPY50	86/12/31-04/12/31	3/23/2004	305,547 45	164,591 79	140,955 66
1,700 00	ACOM CO	JPY50	86/12/31-04/12/31	4/8/2004	121,849 00	57,909 70	63,939 30
550 00	ACOM CO	JPY50	86/12/31-04/12/31	5/6/2004	39,264 59	18,174 67	21,089 92
90 00	ACOM CO	JPY50	86/12/31-04/12/31	5/7/2004	6,016 31	2,971 53	3,044 78
110 00	ACOM CO	JPY50	86/12/31-04/12/31	5/25/2004	7,265 05	3,621 52	3,643 53
6,420 00	ACOM CO	JPY50	86/12/31-04/12/31	6/15/2004	419,551 11	199,383 28	220,167 83
310 00	ACOM CO	JPY50	86/12/31-04/12/31	2/25/2004	17,307 24	12,717 93	4,589 31
1,950 00	ACOM CO	JPY50	86/12/31-04/12/31	2/26/2004	109,772 77	76,592 64	33,180 13
100 00	ACOM CO	JPY50	86/12/31-04/12/31	5/28/2004	6,726 87	3,198 24	3,528 63
320 00	ACOM CO	JPY50	86/12/31-04/12/31	5/31/2004	21,546 02	10,234 37	11,311 65
25,000 00	CLP HOLDINGS	HKD5	86/12/31-04/12/31	1/12/2004	118,270 73	103,700 42	14,570 31
50,000 00	CLP HOLDINGS	HKD5	86/12/31-04/12/31	3/23/2004	267,858 64	204,807 72	63,050 92
17,000 00	CLP HOLDINGS	HKD5	86/12/31-04/12/31	4/8/2004	91,457 85	69,388 18	22,069 67
78,500 00	CLP HOLDINGS	HKD5	86/12/31-04/12/31	6/15/2004	419,818 40	319,612 87	100,205 53
37 00	NTT DOCOMO	NPV	86/12/31-04/12/31	1/13/2004	86,343 83	82,132 66	4,211 17
255 00	NTT DOCOMO	NPV	86/12/31-04/12/31	3/23/2004	519,246 47	558,511 94	(39,265 47)
85 00	NTT DOCOMO	NPV	86/12/31-04/12/31	4/8/2004	187,670 83	182,112 96	5,557 87
136 00	NTT DOCOMO	NPV	86/12/31-04/12/31	5/10/2004	232,135 12	280,610 70	(48,475 58)
32 00	NTT DOCOMO	NPV	86/12/31-04/12/31	5/11/2004	53,081 13	65,213 48	(12,132 35)
221 00	NTT DOCOMO	NPV	86/12/31-04/12/31	6/15/2004	396,421 49	97,820 22	298,601 27
1,500 00	FUNAI ELECTRIC CO	JPY50	86/12/31-04/12/31	3/23/2004	198,681 39	212,671 91	(13,990 52)
300 00	FUNAI ELECTRIC CO	JPY50	86/12/31-04/12/31	4/8/2004	45,304 73	42,151 31	3,153 42
200 00	FUNAI ELECTRIC CO	JPY50	86/12/31-04/12/31	5/20/2004	25,643 16	27,946 56	(2,303 40)
100 00	FUNAI ELECTRIC CO	JPY50	86/12/31-04/12/31	5/21/2004	13,092 90	13,896 12	(803 22)
100 00	FUNAI ELECTRIC CO	JPY50	86/12/31-04/12/31	5/25/2004	13,082 43	13,896 11	(813 68)
100 00	FUNAI ELECTRIC CO	JPY50	86/12/31-04/12/31	5/26/2004	13,387 70	13,841 95	(454 25)
300 00	FUNAI ELECTRIC CO	JPY50	86/12/31-04/12/31	6/1/2004	39,653 24	39,137 44	515 80
100 00	FUNAI ELECTRIC CO	JPY50	86/12/31-04/12/31	5/27/2004	13,701 07	13,841 94	(140 87)
300 00	FUNAI ELECTRIC CO	JPY50	86/12/31-04/12/31	5/28/2004	41,325 67	40,501 26	824 41
100 00	FUNAI ELECTRIC CO	JPY50	86/12/31-04/12/31	5/31/2004	13,268 35	13,088 18	180 17
22,900 00	BHP BILLITON LTD	NPV USD DIVIDENDS	86/12/31-04/12/31	1/12/2004	207,063 95	113,558 37	93,505 58
35,700 00	BHP BILLITON LTD	NPV USD DIVIDENDS	86/12/31-04/12/31	2/4/2004	304,357 80	171,059 75	133,298 05
12,600 00	BHP BILLITON LTD	NPV USD DIVIDENDS	86/12/31-04/12/31	2/5/2004	108,285 92	58,049 45	50,236 47
41,000 00	BHP BILLITON LTD	NPV USD DIVIDENDS	86/12/31-04/12/31	2/19/2004	392,065 47	182,972 08	209,093 39
14,075 00	BHP BILLITON LTD	NPV USD DIVIDENDS	86/12/31-04/12/31	2/23/2004	133,527 81	62,393 92	71,133 89
20,404 00	BHP BILLITON LTD	NPV USD DIVIDENDS	86/12/31-04/12/31	2/24/2004	193,601 48	89,859 75	103,741 73
10,324 00	BHP BILLITON LTD	NPV USD DIVIDENDS	86/12/31-04/12/31	2/25/2004	95,623 50	45,467 17	50,156 33
6,000 00	CANON INC	JPY50	86/12/31-04/12/31	1/13/2004	289,756 40	277,673 83	12,082 57
12,000 00	CANON INC	JPY50	86/12/31-04/12/31	3/23/2004	570,709 61	405,157 52	165,552 09
4,000 00	CANON INC	JPY50	86/12/31-04/12/31	4/8/2004	207,685 91	114,165 33	93,520 58
2,000 00	CANON INC	JPY50	86/12/31-04/12/31	4/20/2004	101,000 10	56,216 50	44,783 60
16,000 00	CANON INC	JPY50	86/12/31-04/12/31	6/15/2004	817,739 32	447,764 13	369,975 19
37 00	EAST JAPAN RAILWAY	JPY50000	86/12/31-04/12/31	1/13/2004	180,145 54	221,828 93	(41,683 39)
69 00	EAST JAPAN RAILWAY	JPY50000	86/12/31-04/12/31	3/23/2004	365,558 52	390,548 89	(24,990 37)
12 00	EAST JAPAN RAILWAY	JPY50000	86/12/31-04/12/31	4/1/2004	63,935 08	65,072 74	(1,137 66)
2 00	EAST JAPAN RAILWAY	JPY50000	86/12/31-04/12/31	4/2/2004	10,613 30	11,056 72	(443 42)
3 00	EAST JAPAN RAILWAY	JPY50000	86/12/31-04/12/31	4/5/2004	15,516 53	16,109 74	(593 21)
9 00	EAST JAPAN RAILWAY	JPY50000	86/12/31-04/12/31	4/6/2004	46,777 62	48,246 59	(1,468 97)
16 00	EAST JAPAN RAILWAY	JPY50000	86/12/31-04/12/31	4/8/2004	83,385 19	85,771 72	(2,386 53)
89 00	EAST JAPAN RAILWAY	JPY50000	86/12/31-04/12/31	6/15/2004	476,527 85	442,081 90	34,445 95
2,600 00	FANUC	JPY50	86/12/31-04/12/31	1/13/2004	177,295 93	177,790 81	(494 88)
6,000 00	FANUC	JPY50	86/12/31-04/12/31	3/23/2004	355,309 37	358,008 08	(2,698 71)
2,000 00	FANUC	JPY50	86/12/31-04/12/31	4/8/2004	127,201 73	88,633 99	38,567 74
9,600 00	FANUC	JPY50	86/12/31-04/12/31	6/15/2004	546,024 88	412,937 51	133,087 37
5,000 00	HONDA MOTOR CO	JPY50	86/12/31-04/12/31	1/13/2004	222,005 51	208,367 95	13,637 56
10,500 00	HONDA MOTOR CO	JPY50	86/12/31-04/12/31	3/23/2004	463,262 92	440,874 60	22,388 32
3,400 00	HONDA MOTOR CO	JPY50	86/12/31-04/12/31	4/8/2004	152,114 63	133,949 07	18,165 56
3,900 00	HONDA MOTOR CO	JPY50	86/12/31-04/12/31	4/22/2004	169,143 71	153,647 46	15,496 25
1,400 00	HONDA MOTOR CO	JPY50	86/12/31-04/12/31	4/23/2004	59,996 48	53,993 35	6,003 13
8,900 00	HONDA MOTOR CO	JPY50	86/12/31-04/12/31	5/3/2004	350,267 65	329,945 28	20,322 37
1,400 00	HONDA MOTOR CO	JPY50	86/12/31-04/12/31	4/30/2004	55,917 34	51,901 51	4,015 83
44,000 00	HONGKONG+CHINA GAS	HKD0 25	86/12/31-04/12/31	1/12/2004	65,897 37	59,739 43	6,157 94
14,000 00	HONGKONG+CHINA GAS	HKD0 25	86/12/31-04/12/31	3/5/2004	24,243 95	18,893 46	5,350 49
9,000 00	HONGKONG+CHINA GAS	HKD0 25	86/12/31-04/12/31	3/8/2004	15,794 85	12,145 01	3,649 84
10,000 00	HONGKONG+CHINA GAS	HKD0 25	86/12/31-04/12/31	3/9/2004	17,402 69	13,475 70	3,926 99
28,000 00	HONGKONG+CHINA GAS	HKD0 25	86/12/31-04/12/31	3/10/2004	47,285 66	37,688 48	9,597 18
31,000 00	HONGKONG+CHINA GAS	HKD0 25	86/12/31-04/12/31	3/11/2004	51,334 94	41,689 70	9,645 24
43,000 00	HONGKONG+CHINA GAS	HKD0 25	86/12/31-04/12/31	3/12/2004	70,428 06	57,721 14	12,706 92
25,000 00	HONGKONG+CHINA GAS	HKD0 25	86/12/31-04/12/31	3/15/2004	41,248 82	33,516 33	7,732 49

THE ROCKEFELLER FOUNDATION
EMPLOYEE ID NO 13-1659629
GAIN AND LOSSES FOR TAX ON INVESTMENT INCOME
FORM 990 PF 2004, PART IV

Shares/Par Value	Security Name	Security Description	Date Bought	Date Sold	Proceeds	Cost	Realized
36,000 00	HONGKONG+CHINA GAS	HKD0 25	86/12/31-04/12/31	3/16/2004	58,991 61	48,007 40	10,984 21
20,000 00	HONGKONG+CHINA GAS	HKD0 25	86/12/31-04/12/31	3/17/2004	33,270 84	26,112 61	7,158 23
7,000 00	HONGKONG+CHINA GAS	HKD0 25	86/12/31-04/12/31	3/18/2004	11,641 46	9,127 32	2 514 14
44,000 00	HONGKONG+CHINA GAS	HKD0 25	86/12/31-04/12/31	3/19/2004	73,981 21	56,835 82	17,145 39
5,000 00	KAO CORP	JPY50	86/12/31-04/12/31	1/13/2004	103 780 01	110 763 73	(6,983 72)
8,000 00	KAO CORP	JPY50	86/12/31-04/12/31	3/23/2004	172,272 82	172,094 69	178 13
3,000 00	KAO CORP	JPY50	86/12/31-04/12/31	4/8/2004	69,134 45	62 730 93	6 403 52
1,000 00	KAO CORP	JPY50	86/12/31-04/12/31	6/1/2004	23,196 39	20,770 04	2,426 35
1,000 00	KAO CORP	JPY50	86/12/31-04/12/31	6/2/2004	23,184 65	20,770 04	2,414 61
1,000 00	KAO CORP	JPY50	86/12/31-04/12/31	6/3/2004	22,882 31	20,770 04	2,112 27
2,500 00	KAO CORP	JPY50	86/12/31-04/12/31	6/4/2004	55,832 96	51,925 11	3,907 85
6,000 00	KAO CORP	JPY50	86/12/31-04/12/31	5/28/2004	141,927 47	125,048 20	16,879 27
2,000 00	KAO CORP	JPY50	86/12/31-04/12/31	5/31/2004	46,271 82	41,540 08	4,731 74
31,000 00	MITSUBISHI ESTATE	JPY50	86/12/31-04/12/31	3/23/2004	380,845 32	355,321 75	25,523 57
2,000 00	MITSUBISHI ESTATE	JPY50	86/12/31-04/12/31	4/7/2004	27,921 80	22,773 98	5,147 82
7,000 00	MITSUBISHI ESTATE	JPY50	86/12/31-04/12/31	4/8/2004	95,752 15	79,708 91	16,043 24
3,000 00	MITSUBISHI ESTATE	JPY50	86/12/31-04/12/31	4/8/2004	41,060 89	34,160 96	6,899 93
47,000 00	MITSUBISHI ESTATE	JPY50	86/12/31-04/12/31	6/15/2004	574,049 04	539,022 84	35,026 20
4,400 00	NEC ELECTRONICS	CP NPV	86/12/31-04/12/31	3/23/2004	300,453 83	305,911 16	(5,457 33)
2,200 00	NEC ELECTRONICS	CP NPV	86/12/31-04/12/31	4/8/2004	170,566 18	156,297 00	14 269 18
5,900 00	NEC ELECTRONICS	CP NPV	86/12/31-04/12/31	6/15/2004	355,255 09	308,835 99	46,419 10
20,000 00	NISSAN MOTOR CO	JPY50	86/12/31-04/12/31	1/13/2004	226,112 51	106,329 65	119,782 86
55,000 00	NISSAN MOTOR CO	JPY50	86/12/31-04/12/31	3/23/2004	588,446 88	527,817 43	60,629 45
19,000 00	NISSAN MOTOR CO	JPY50	86/12/31-04/12/31	4/8/2004	218,241 63	101,013 16	117,228 47
85,100 00	NISSAN MOTOR CO	JPY50	86/12/31-04/12/31	6/15/2004	872,171 44	373,307 34	498,864 10
14,000 00	NOMURA HOLDINGS	JPY50	86/12/31-04/12/31	1/13/2004	238,134 44	229,036 29	9,098 15
39,000 00	NOMURA HOLDINGS	JPY50	86/12/31-04/12/31	3/23/2004	657,107 33	659,552 35	(2,445 02)
12,000 00	NOMURA HOLDINGS	JPY50	86/12/31-04/12/31	4/8/2004	217,867 70	172,895 20	44,972 50
61,000 00	NOMURA HOLDINGS	JPY50	86/12/31-04/12/31	6/15/2004	906,697 31	868,700 77	37,996 54
23,000 00	O/SEAS CHINESE BK	SGD1	86/12/31-04/12/31	1/12/2004	168 381 65	163,593 33	4 788 32
47,000 00	O/SEAS CHINESE BK	SGD1	86/12/31-04/12/31	3/23/2004	324 886 97	305,324 98	19 561 99
16,000 00	O/SEAS CHINESE BK	SGD1	86/12/31-04/12/31	4/8/2004	116,205 44	102 042 49	14,162 95
73,350 00	O/SEAS CHINESE BK	SGD1	86/12/31-04/12/31	6/15/2004	515,843 77	444,337 41	71,506 36
600 00	ROHM CO	JPY50	86/12/31-04/12/31	1/13/2004	76,337 32	78,643 94	(2,306 62)
2,600 00	ROHM CO	JPY50	86/12/31-04/12/31	3/23/2004	321,039 87	352,895 23	(31,855 36)
800 00	ROHM CO	JPY50	86/12/31-04/12/31	4/8/2004	104,756 58	98,747 46	6,009 12
300 00	ROHM CO	JPY50	86/12/31-04/12/31	4/23/2004	39,551 09	36,952 83	2,598 26
100 00	ROHM CO	JPY50	86/12/31-04/12/31	4/26/2004	13,273 43	12,265 97	1,007 46
500 00	ROHM CO	JPY50	86/12/31-04/12/31	5/19/2004	59,447 56	60,076 71	(629 15)
100 00	ROHM CO	JPY50	86/12/31-04/12/31	5/20/2004	11,850 19	11,859 97	(9 78)
200 00	ROHM CO	JPY50	86/12/31-04/12/31	5/21/2004	24,029 67	23,369 56	660 11
100 00	ROHM CO	JPY50	86/12/31-04/12/31	5/25/2004	11,732 36	11,493 61	238 75
100 00	ROHM CO	JPY50	86/12/31-04/12/31	5/26/2004	11,939 38	11,493 61	445 77
300,00	ROHM CO	JPY50	86/12/31-04/12/31	6/1/2004	35,995 63	34,020 60	1,975 03
200 00	ROHM CO	JPY50	86/12/31-04/12/31	6/2/2004	23,945 29	22,680 40	1,264 89
200 00	ROHM CO	JPY50	86/12/31-04/12/31	6/3/2004	23,912 39	22,680 40	1,231 99
400 00	ROHM CO	JPY50	86/12/31-04/12/31	4/28/2004	52,008 85	49,063 88	2,944 97
100 00	ROHM CO	JPY50	86/12/31-04/12/31	5/27/2004	12 024 26	11,493 61	530 65
700 00	ROHM CO	JPY50	86/12/31-04/12/31	5/28/2004	85,282 65	79,688 21	5,594 44
300 00	ROHM CO	JPY50	86/12/31-04/12/31	5/31/2004	36,144 70	34,020 60	2,124 10
300 00	SAMSUNG ELECTRONIC	KRW5000	86/12/31-04/12/31	1/12/2004	128,360 78	90,407 54	37,953 24
600 00	SAMSUNG ELECTRONIC	KRW5000	86/12/31-04/12/31	2/9/2004	276 868 58	163,770 86	113,097 72
500 00	SAMSUNG ELECTRONIC	KRW5000	86/12/31-04/12/31	3/23/2004	230,718 17	132,924 84	97,793 33
200 00	SAMSUNG ELECTRONIC	KRW5000	86/12/31-04/12/31	4/8/2004	105,194 41	53,169 93	52 024 48
700 00	SAMSUNG ELECTRONIC	KRW5000	86/12/31-04/12/31	6/15/2004	258,021 51	186,094 77	71,926 74
1,500 00	SHIN ETSU CHEM CO	JPY50	86/12/31-04/12/31	1/13/2004	62,409 07	54,349 81	8,059 26
12,500 00	SHIN ETSU CHEM CO	JPY50	86/12/31-04/12/31	6/15/2004	429,286 10	457,016 17	(27,730 07)
70,000 00	SUMITOMO TRUST+BKG	JPY50	86/12/31-04/12/31	6/15/2004	477,645 57	392,758 38	84,887 19
5,800 00	TAKEDA CHEM INDS	JPY50	86/12/31-04/12/31	1/13/2004	240,109 40	217,171 04	22,938 36
11,500 00	TAKEDA CHEM INDS	JPY50	86/12/31-04/12/31	3/23/2004	489,210 59	419,786 93	69,423 66
3,900 00	TAKEDA CHEM INDS	JPY50	86/12/31-04/12/31	4/8/2004	166,299 43	142,055 52	24,243 91
17,900 00	TAKEDA PHARMACEUTICAL CO LTD	JPY50	86/12/31-04/12/31	6/15/2004	750,270 42	638,994 44	111,275 98
29,000 00	TOKYO GAS CO	JPY50	86/12/31-04/12/31	1/13/2004	108,040 29	89,773 80	18,266 49
60,000 00	TOKYO GAS CO	JPY50	86/12/31-04/12/31	3/23/2004	223,631 27	183,783 88	39,847 39
21,000 00	TOKYO GAS CO	JPY50	86/12/31-04/12/31	4/8/2004	78,138 88	64,097 63	14,041 25
94,000 00	TOKYO GAS CO	JPY50	86/12/31-04/12/31	6/15/2004	327,906 98	285,445 88	42,461 10
14,000 00	UNITED O/SEAS BANK	SGD1	86/12/31-04/12/31	1/12/2004	112,411 87	92,131 12	20,280 75
11,000 00	UNITED O/SEAS BANK	SGD1	86/12/31-04/12/31	3/11/2004	88,536 89	72,115 79	16,421 10
7,000 00	UNITED O/SEAS BANK	SGD1	86/12/31-04/12/31	3/22/2004	55,591 04	45,377 79	10,213 25
7,000 00	UNITED O/SEAS BANK	SGD1	86/12/31-04/12/31	3/23/2004	55,515 79	42,782 30	12,733 49
14,000 00	UNITED O/SEAS BANK	SGD1	86/12/31-04/12/31	3/24/2004	110,927 18	79,760 72	31,166 46
5,000 00	UNITED O/SEAS BANK	SGD1	86/12/31-04/12/31	3/25/2004	39,602 24	28,485 97	11,116 27
13,000 00	UNITED O/SEAS BANK	SGD1	86/12/31-04/12/31	3/26/2004	101,322 27	70,253 91	31,068 36
4,000 00	UNITED O/SEAS BANK	SGD1	86/12/31-04/12/31	3/29/2004	31,218 97	20,356 06	10,862 91
20,736 00	UNITED O/SEAS BANK	SGD1	86/12/31-04/12/31	3/30/2004	162,371 10	105,525 84	56,845 26
1,600 00	NOVO NORDISK AS	DKK2 SER B	86/12/31-04/12/31	1/12/2004	62,960 71	43,996 32	18,964 39
3,500 00	NOVO NORDISK AS	DKK2 SER B	86/12/31-04/12/31	3/23/2004	159,389 09	94,970 16	64,418 93
1,200 00	NOVO NORDISK AS	DKK2 SER B	86/12/31-04/12/31	4/13/2004	55,768 97	32,443 80	23,325 17
900 00	NOVO NORDISK AS	DKK2 SER B	86/12/31-04/12/31	4/15/2004	40,941 27	24,311 26	16,630 01
1,700 00	NOVO NORDISK AS	DKK2 SER B	86/12/31-04/12/31	4/16/2004	78,176 01	45,819 07	32,356 94
900 00	NOVO NORDISK AS	DKK2 SER B	86/12/31-04/12/31	4/19/2004	41,334 34	24,227 65	17,106 69
600 00	NOVO NORDISK AS	DKK2 SER B	86/12/31-04/12/31	4/20/2004	27,380 13	16,051 28	11,328 85
1,100 00	NOVO NORDISK AS	DKK2 SER B	86/12/31-04/12/31	4/21/2004	50 377 20	28,506 18	21,871 02
100 00	NOVO NORDISK AS	DKK2 SER B	86/12/31-04/12/31	4/22/2004	4 613 66	2,591 47	2,022 19
4,800 00	HEINEKEN NV	EUR2	86/12/31-04/12/31	1/12/2004	178,421 35	204,588 03	(26,166 68)

THE ROCKEFELLER FOUNDATION
EMPLOYEE ID NO 13-1659629
GAIN AND LOSSES FOR TAX ON INVESTMENT INCOME
FORM 990 PF 2004, PART IV

Shares/Par Value	Security Name	Security Description	Date Bought	Date Sold	Proceeds	Cost	Realized
13,500 00	HEINEKEN NV	EUR2	86/12/31-04/12/31	3/23/2004	537,129 65	562,838 46	(25,708 81)
4,800 00	HEINEKEN NV	EUR2	86/12/31-04/12/31	4/8/2004	193,538 74	195,046 41	(1,507 67)
700 00	HEINEKEN NV	EUR2	86/12/31-04/12/31	4/28/2004	28,980 78	28,413 29	567 49
2,300 00	ROCHE HOLDINGS AG	GENUSSCHEINE NPV	86/12/31-04/12/31	1/12/2004	224,760 48	185,955 63	38,804 85
5,000 00	ROCHE HOLDINGS AG	GENUSSCHEINE NPV	86/12/31-04/12/31	3/23/2004	484,342 09	423,793 22	60,548 87
1,700 00	ROCHE HOLDINGS AG	GENUSSCHEINE NPV	86/12/31-04/12/31	4/8/2004	171,348 05	134,224 03	37,124 02
700 00	ROCHE HOLDINGS AG	GENUSSCHEINE NPV	86/12/31-04/12/31	6/1/2004	73,086 31	55,268 72	17,817 59
1,100 00	ROCHE HOLDINGS AG	GENUSSCHEINE NPV	86/12/31-04/12/31	6/3/2004	114,730 23	86,850 85	27,879 38
600 00	ROCHE HOLDINGS AG	GENUSSCHEINE NPV	86/12/31-04/12/31	6/4/2004	63,271 80	46,881 85	16,389 95
4,200 00	ROCHE HOLDINGS AG	GENUSSCHEINE NPV	86/12/31-04/12/31	6/15/2004	421,639 71	326,453 27	95,186 44
1,000 00	ROCHE HOLDINGS AG	GENUSSCHEINE NPV	86/12/31-04/12/31	5/28/2004	104,748 99	78,955 31	25,793 68
4,200 00	UBS AG	CHF 80 (REGD)	86/12/31-04/12/31	1/12/2004	300,469 12	199,057 21	101,411 91
800 00	UBS AG	CHF 80 (REGD)	86/12/31-04/12/31	2/4/2004	58,110 34	37,488 39	20,621 95
900 00	UBS AG	CHF 80 (REGD)	86/12/31-04/12/31	2/4/2004	65,374 12	42,174 44	23,199 68
1,300 00	UBS AG	CHF 80 (REGD)	86/12/31-04/12/31	2/4/2004	94,429 29	60,918 64	33,510 65
3,000 00	UBS AG	CHF 80 (REGD)	86/12/31-04/12/31	2/4/2004	217,570 95	140,581 47	76,989 48
1,800 00	UBS AG	CHF 80 (REGD)	86/12/31-04/12/31	2/19/2004	139,247 30	84,348 89	54,898 41
1,200 00	UBS AG	CHF 80 (REGD)	86/12/31-04/12/31	2/19/2004	92,752 49	56,232 59	36,519 90
1,700 00	UBS AG	CHF 80 (REGD)	86/12/31-04/12/31	3/3/2004	124,835 44	79,525 71	45,309 73
2,100 00	UBS AG	CHF 80 (REGD)	86/12/31-04/12/31	3/4/2004	156,334 58	97,966 79	58,367 79
3,700 00	UBS AG	CHF 80 (REGD)	86/12/31-04/12/31	3/23/2004	271,310 36	171,653 73	99,656 63
1,300 00	UBS AG	CHF 80 (REGD)	86/12/31-04/12/31	4/8/2004	98,538 99	60,297 82	38,241 17
6,300 00	UBS AG	CHF 80 (REGD)	86/12/31-04/12/31	6/15/2004	456,525 38	291,276 33	165,249 05
9,600 00	STATOIL ASA	NOK2 50	86/12/31-04/12/31	1/12/2004	105,784 34	72,521 14	33,263 20
14,000 00	STATOIL ASA	NOK2 50	86/12/31-04/12/31	3/23/2004	168,870 81	105,639 47	63,231 34
5,000 00	STATOIL ASA	NOK2 50	86/12/31-04/12/31	4/13/2004	67,460 72	37,716 59	29,744 13
21,800 00	STATOIL ASA	NOK2 50	86/12/31-04/12/31	6/15/2004	273,793 79	162,555 07	111,238 72
16,300 00	ENI	EUR1	86/12/31-04/12/31	1/12/2004	306,434 76	267,878 40	38,556 36
32,000 00	ENI	EUR1	86/12/31-04/12/31	3/23/2004	626,485 24	461,266 17	165,219 07
11,000 00	ENI	EUR1	86/12/31-04/12/31	4/8/2004	220,761 28	128,111 74	92,649 54
49,900 00	ENI	EUR1	86/12/31-04/12/31	6/15/2004	1,036,585 84	548,619 84	487,966 00
8,000 00	CREDIT SUISSE GRP	CHF3 (REGD)	86/12/31-04/12/31	1/12/2004	305,194 62	219,925 80	85,268 82
20,000 00	CREDIT SUISSE GRP	CHF3 (REGD)	86/12/31-04/12/31	3/23/2004	694,447 67	599,487 69	94,959 98
6,300 00	CREDIT SUISSE GRP	CHF3 (REGD)	86/12/31-04/12/31	4/8/2004	225,535 01	140,005 42	85,529 59
30,590 00	CREDIT SUISSE GRP	CHF3 (REGD)	86/12/31-04/12/31	6/15/2004	1,077,267 15	666,939 18	410,327 97
4,400 00	SWISS REINSURANCE	CHF0 1	86/12/31-04/12/31	1/12/2004	297,249 80	290,872 44	6,377 36
7,200 00	SWISS REINSURANCE	CHF0 1	86/12/31-04/12/31	3/23/2004	480,636 60	466,827 48	13,809 12
2,400 00	SWISS REINSURANCE	CHF0 1	86/12/31-04/12/31	4/8/2004	168,643 31	151,528 09	17,115 22
11,200 00	SWISS REINSURANCE	CHF0 1	86/12/31-04/12/31	6/15/2004	703,179 03	688,465 06	14,713 97
29,400 00	SNAM RETE GAS	EUR1	86/12/31-04/12/31	1/12/2004	128,358 83	100,219 92	28,138 91
4,600 00	SNAM RETE GAS	EUR1	86/12/31-04/12/31	2/6/2004	20,572 90	15,661 96	4,910 94
19,300 00	SNAM RETE GAS	EUR1	86/12/31-04/12/31	2/9/2004	85,737 95	65,683 56	20,054 39
21,200 00	SNAM RETE GAS	EUR1	86/12/31-04/12/31	2/10/2004	94,585 81	72,068 20	22,517 61
11,500 00	SNAM RETE GAS	EUR1	86/12/31-04/12/31	2/11/2004	51,695 44	39,042 08	12,653 36
3,900 00	SNAM RETE GAS	EUR1	86/12/31-04/12/31	2/11/2004	17,557 93	13,092 76	4,465 17
20,900 00	SNAM RETE GAS	EUR1	86/12/31-04/12/31	2/12/2004	94,478 24	70,956 73	23,521 51
32,000 00	SNAM RETE GAS	EUR1	86/12/31-04/12/31	3/23/2004	142,485 76	108,078 91	36,406 85
10,300 00	SNAM RETE GAS	EUR1	86/12/31-04/12/31	4/8/2004	45,661 09	34,077 00	11,584 09
22,500 00	SNAM RETE GAS	EUR1	86/12/31-04/12/31	5/3/2004	98,340 70	73,471 34	24,869 36
27,100 00	SNAM RETE GAS	EUR1	86/12/31-04/12/31	4/30/2004	119,718 70	89,292 18	30,426 52
10,000 00	CREDIT AGRICOLE SA	EUR3	86/12/31-04/12/31	1/12/2004	246,253 32	203,802 55	42,450 77
21,000 00	CREDIT AGRICOLE SA	EUR3	86/12/31-04/12/31	3/23/2004	535,956 72	457,745 05	78,211 67
7,300 00	CREDIT AGRICOLE SA	EUR3	86/12/31-04/12/31	4/8/2004	191,036 56	144,343 91	46,692 65
32,908 00	CREDIT AGRICOLE SA	EUR3	86/12/31-04/12/31	6/15/2004	806,091 03	630,809 85	175,281 18
10,300 00	FORTIS	UNIT(FORTIS SA/NV NPV/0 42)	86/12/31-04/12/31	1/12/2004	224,912 14	247,172 66	(22,260 52)
3,200 00	BNP PARIBAS	EUR2	86/12/31-04/12/31	1/12/2004	206,496 43	141,337 61	65,158 82
3,700 00	BNP PARIBAS	EUR2	86/12/31-04/12/31	2/4/2004	234,524 93	163,413 23	71,111 70
2,600 00	BNP PARIBAS	EUR2	86/12/31-04/12/31	2/5/2004	162,771 76	107,188 07	55,583 69
4,200 00	BNP PARIBAS	EUR2	86/12/31-04/12/31	3/23/2004	250,653 26	165,262 81	85,390 45
1,500 00	BNP PARIBAS	EUR2	86/12/31-04/12/31	4/8/2004	95,952 24	58,869 91	37,082 33
7,200 00	BNP PARIBAS	EUR2	86/12/31-04/12/31	6/15/2004	436,347 29	281,112 72	155,234 57
2,800 00	ANTENA 3 TV	EUR3	86/12/31-04/12/31	6/15/2004	134,466 70	133,453 05	1,013 65
25,666 00	HEINEKEN NV	EUR1 60	86/12/31-04/12/31	6/15/2004	855,733 90	803,112 23	52,621 67
17,500 00	FORTIS	UNIT(FORTIS SA/NV NPV/0 42)	86/12/31-04/12/31	3/19/2004	375,596 63	411,462 45	(35,865 82)
7,700 00	FORTIS	UNIT(FORTIS SA/NV NPV/0 42)	86/12/31-04/12/31	3/22/2004	163,301 35	178,050 13	(14,748 78)
7,600 00	FORTIS	UNIT(FORTIS SA/NV NPV/0 42)	86/12/31-04/12/31	3/25/2004	158,531 91	173,827 02	(15,295 11)
2,600 00	FORTIS	UNIT(FORTIS SA/NV NPV/0 42)	86/12/31-04/12/31	3/26/2004	54,037 47	58,431 50	(4,394 03)
4,300 00	FORTIS	UNIT(FORTIS SA/NV NPV/0 42)	86/12/31-04/12/31	4/8/2004	95,359 76	86,229 48	9,130 28
5,700 00	FORTIS	UNIT(FORTIS SA/NV NPV/0 42)	86/12/31-04/12/31	5/3/2004	125,586 94	102,308 01	23,278 93
1,100 00	FORTIS	UNIT(FORTIS SA/NV NPV/0 42)	86/12/31-04/12/31	5/4/2004	24,275 98	19,742 06	4,533 92
5,900 00	FORTIS	UNIT(FORTIS SA/NV NPV/0 42)	86/12/31-04/12/31	5/5/2004	130,515 07	105,884 36	24,630 71
2,300 00	FORTIS	UNIT(FORTIS SA/NV NPV/0 42)	86/12/31-04/12/31	5/6/2004	49,586 80	40,429 01	9,157 79
1,200 00	FORTIS	UNIT(FORTIS SA/NV NPV/0 42)	86/12/31-04/12/31	5/6/2004	26,188 50	21,093 40	5,095 10
3,500 00	FORTIS	UNIT(FORTIS SA/NV NPV/0 42)	86/12/31-04/12/31	5/7/2004	72,626 37	61,522 40	11,103 97
1,400 00	FORTIS	UNIT(FORTIS SA/NV NPV/0 42)	86/12/31-04/12/31	5/6/2004	30,553 25	24,940 77	5,612 48
750 00	ABBOTT LABS	COM NPV	86/12/31-04/12/31	1/2/2004	35,064 30	31,913 40	3,150 90
1,300 00	ABBOTT LABS	COM NPV	86/12/31-04/12/31	1/28/2004	57,142 72	55,314 37	1,828 35
1,800 00	ABBOTT LABS	COM NPV	86/12/31-04/12/31	2/3/2004	79,013 24	76,586 02	2,425 22
3,500 00	ABBOTT LABS	COM NPV	86/12/31-04/12/31	2/4/2004	155,151 93	148,779 45	6,372 48
3,600 00	ABBOTT LABS	COM NPV	86/12/31-04/12/31	2/5/2004	159,652 51	152,603 56	7,048 95
3,700 00	ABBOTT LABS	COM NPV	86/12/31-04/12/31	2/6/2004	163,848 67	156,667 38	7,181 29
3,700 00	ABBOTT LABS	COM NPV	86/12/31-04/12/31	2/9/2004	163,614 84	156,486 69	7,128 15
3,200 00	ABBOTT LABS	COM NPV	86/12/31-04/12/31	2/10/2004	141,534 81	135,323 85	6,210 96
3,200 00	ABBOTT LABS	COM NPV	86/12/31-04/12/31	2/11/2004	141,925 19	135,210 88	6,714 31
3,650 00	ABBOTT LABS	COM NPV	86/12/31-04/12/31	2/12/2004	160,491 74	153,992 04	6,499 70

THE ROCKEFELLER FOUNDATION
EMPLOYEE ID NO 13-1659629
GAIN AND LOSSES FOR TAX ON INVESTMENT INCOME
FORM 990 PF 2004, PART IV

Shares/Par Value	Security Name	Security Description	Date Bought	Date Sold	Proceeds	Cost	Realized
3,600 00	ABBOTT LABS	COM NPV	86/12/31-04/12/31	2/13/2004	158,647 81	151,557 02	7,090 79
3,700 00	ABBOTT LABS	COM NPV	86/12/31-04/12/31	2/17/2004	165,911 32	155,494 85	10,416 47
5,500 00	ABBOTT LABS	COM NPV	86/12/31-04/12/31	2/18/2004	245,964 98	230,720 68	15,244 30
2,800 00	ABBOTT LABS	COM NPV	86/12/31-04/12/31	2/19/2004	122,636 21	117,169 28	5,466 93
6,500 00	ABBOTT LABS	COM NPV	86/12/31-04/12/31	2/20/2004	283,300 28	269,710 72	13,589 56
2,600 00	AGILENT TECHNOLOGIES INC	COM	86/12/31-04/12/31	1/7/2004	79,536 77	69,905 82	9,630 95
3,400 00	AGILENT TECHNOLOGIES INC	COM	86/12/31-04/12/31	1/8/2004	107,891 22	89,127 00	18,764 22
2,600 00	AGILENT TECHNOLOGIES INC	COM	86/12/31-04/12/31	1/9/2004	83,349 75	66,214 72	17,135 03
4,500 00	AGILENT TECHNOLOGIES INC	COM	86/12/31-04/12/31	1/12/2004	143,594 11	114,186 24	29,407 87
1,350 00	AIR PRODS + CHEMS INC	COM	86/12/31-04/12/31	1/16/2004	74,397 44	56,354 98	18,042 46
1,800 00	AIR PRODS + CHEMS INC	COM	86/12/31-04/12/31	1/20/2004	98,335 87	75,032 96	23,302 91
700 00	AIR PRODS + CHEMS INC	COM	86/12/31-04/12/31	1/21/2004	37,072 01	29,171 59	7 900 42
3,550 00	AIR PRODS + CHEMS INC	COM	86/12/31-04/12/31	1/22/2004	178,269 09	147 228 36	31,040 73
900 00	AIR PRODS + CHEMS INC	COM	86/12/31-04/12/31	1/23/2004	43,617 35	37,156 41	6,460 94
1,750 00	AIR PRODS + CHEMS INC	COM	86/12/31-04/12/31	1/26/2004	88,699 86	72,223 38	14,476 48
700 00	AIR PRODS + CHEMS INC	COM	86/12/31-04/12/31	1/27/2004	35,067 23	28,884 73	6,182 50
1,800 00	ALCAN INC	COM	86/12/31-04/12/31	4/1/2004	81,069 56	84,778 02	(3,708 46)
1,800 00	ALCAN INC	COM	86/12/31-04/12/31	4/2/2004	83,633 78	83,158 38	475 40
1,800 00	ALCAN INC	COM	86/12/31-04/12/31	4/5/2004	83,451 98	82,412 10	1,039 88
1,800 00	ALCAN INC	COM	86/12/31-04/12/31	4/6/2004	82,796 08	81,433 26	1,362 82
1,900 00	ALCAN INC	COM	86/12/31-04/12/31	4/7/2004	86,005 47	85,632 32	373 15
1,800 00	ALCAN INC	COM	86/12/31-04/12/31	5/11/2004	70,199 43	80,584 35	(10,384 92)
900 00	ALCAN INC	COM	86/12/31-04/12/31	5/12/2004	34,830 89	39,839 85	(5,008 96)
2,800 00	ALCAN INC	COM	86/12/31-04/12/31	5/13/2004	106,916 05	123,544 71	(16,628 66)
1,600 00	ALCAN INC	COM	86/12/31-04/12/31	5/18/2004	59,871 23	69,921 12	(10,049 89)
4,600 00	ALCAN INC	COM	86/12/31-04/12/31	5/19/2004	180,039 78	197,740 83	(17,701 05)
2,900 00	ALCAN INC	COM	86/12/31-04/12/31	5/20/2004	111,735 54	116,182 30	(4,446 76)
3,800 00	ALCAN INC	COM	86/12/31-04/12/31	5/21/2004	146,174 21	151,642 17	(5,467 96)
2,500 00	ALCAN INC	COM	86/12/31-04/12/31	5/24/2004	95,813 50	99,094 04	(3,280 54)
6,800 00	ALCAN INC	COM	86/12/31-04/12/31	5/25/2004	264,981 63	268,680 25	(3,698 62)
3,900 00	ALCAN INC	COM	86/12/31-04/12/31	5/26/2004	153,725 42	153 004 36	721 06
4,050 00	ALCAN INC	COM	86/12/31-04/12/31	5/27/2004	161,813 55	156,920 99	4,892 56
600 00	AMERICAN INTL GROUP INC	COM	86/12/31-04/12/31	1/13/2004	42 159 78	34,496 91	7,662 87
1,650 00	AMERICAN INTL GROUP INC	COM	86/12/31-04/12/31	1/14/2004	114,831 16	94,522 86	20,308 30
1 600 00	AMERICAN INTL GROUP INC	COM	86/12/31-04/12/31	1/15/2004	111,317 50	83,008 16	28,309 34
2,450 00	AMERICAN INTL GROUP INC	COM	86/12/31-04/12/31	1/16/2004	170,702 12	124,219 32	46,482 80
1,650 00	AMERICAN INTL GROUP INC	COM	86/12/31-04/12/31	1/20/2004	114,097 10	83,027 34	31,069 76
1,650 00	AMERICAN INTL GROUP INC	COM	86/12/31-04/12/31	1/21/2004	114,807 56	83,018 70	31,788 86
850 00	AMERICAN INTL GROUP INC	COM	86/12/31-04/12/31	1/22/2004	59,343 03	42,734 94	16,608 09
450 00	AMERICAN INTL GROUP INC	COM	86/12/31-04/12/31	1/23/2004	31,289 46	22,624 38	8,665 08
700 00	AMERICAN INTL GROUP INC	COM	86/12/31-04/12/31	1/30/2004	48,408 68	35,179 97	13,228 71
1,950 00	AMERICAN INTL GROUP INC	COM	86/12/31-04/12/31	2/2/2004	137,537 78	97,963 71	39,574 07
1,750 00	AMERICAN INTL GROUP INC	COM	86/12/31-04/12/31	2/3/2004	123,569 94	87,786 89	35,783 05
1,500 00	AMERICAN INTL GROUP INC	COM	86/12/31-04/12/31	2/4/2004	105,461 11	75,188 10	30,273 01
900 00	AMERICAN INTL GROUP INC	COM	86/12/31-04/12/31	6/4/2004	66,894 71	45,112 86	21,781 85
950 00	AMERICAN INTL GROUP INC	COM	86/12/31-04/12/31	6/7/2004	71,017 20	47,516 11	23,501 09
34,150 00	AMERICAN INTL GROUP INC	COM	86/12/31-04/12/31	6/14/2004	2,501,629 00	1,668,027 55	833,801 45
25,400 00	AMERICAN INTL GROUP INC	COM	86/12/31-04/12/31	12/29/2004	1,666,241 64	1,706,877 61	(40,635 97)
29,100 00	AMERICAN INTL GROUP INC	COM	86/12/31-04/12/31	12/30/2004	1,911,121 04	1,832,816 75	78,304 29
2,700 00	APACHE CORP	COM	86/12/31-04/12/31	4/16/2004	122,573 62	113,531 43	9,042 19
2,200 00	APACHE CORP	COM	86/12/31-04/12/31	4/19/2004	99,616 74	92,398 08	7,218 66
2,700 00	APACHE CORP	COM	86/12/31-04/12/31	4/22/2004	117,859 26	113,335 94	4,523 32
1,000 00	APACHE CORP	COM	86/12/31-04/12/31	4/23/2004	43,149 58	41,691 30	1,458 28
1,500 00	APACHE CORP	COM	86/12/31-04/12/31	4/26/2004	64,623 43	62,253 68	2,369 75
2,000 00	APACHE CORP	COM	86/12/31-04/12/31	4/27/2004	87,994 94	82,462 56	5,532 38
1,450 00	APACHE CORP	COM	86/12/31-04/12/31	4/28/2004	63,855 05	59,222 64	4,632 41
200 00	APPLIED MATERIALS INC	COM	86/12/31-04/12/31	11/19/2004	3 486 91	3,277 68	209 23
8 350 00	APPLIED MATERIALS INC	COM	86/12/31-04/12/31	11/23/2004	142,956 17	135,186 83	7,769 34
12,100 00	ARCHER DANIELS MIDLAND CO	COM	86/12/31-04/12/31	11/11/2004	247,546 89	205 590 88	41,956 01
10,450 00	ARCHER DANIELS MIDLAND CO	COM	86/12/31-04/12/31	11/12/2004	213,872 01	175,587 64	38,284 37
8,400 00	ARCHER DANIELS MIDLAND CO	COM	86/12/31-04/12/31	11/26/2004	177,786 03	140,931 00	36,855 03
12,500 00	ARCHER DANIELS MIDLAND CO	COM	86/12/31-04/12/31	12/1/2004	270,227 42	209,718 75	60,508 67
10,600 00	ARCHER DANIELS MIDLAND CO	COM	86/12/31-04/12/31	12/2/2004	231,589 73	177,841 50	53,748 23
9,900 00	ARCHER DANIELS MIDLAND CO	COM	86/12/31-04/12/31	12/3/2004	215,955 52	164,109 81	51,845 71
3,450 00	ARCHER DANIELS MIDLAND CO	COM	86/12/31-04/12/31	12/17/2004	75,157 52	56,955 36	18,202 16
5,850 00	ARCHER DANIELS MIDLAND CO	COM	86/12/31-04/12/31	12/20/2004	127,042 64	96,514 64	30,528 00
10,600 00	ARCHER DANIELS MIDLAND CO	COM	86/12/31-04/12/31	12/21/2004	230,250 97	173,955 75	56,295 22
10,300 00	ASSURANT INC	COM	86/12/31-04/12/31	2/6/2004	253,223 94	226,600 00	26,623 94
3,800 00	ASSURANT INC	COM	86/12/31-04/12/31	2/9/2004	92,956 94	83,600 00	9,356 94
3,700 00	BANK AMER CORP	COM	86/12/31-04/12/31	8/9/2004	310,594 04	314,396 86	(3,802 82)
4,000 00	BANK AMER CORP	COM	86/12/31-04/12/31	8/10/2004	338,802 47	338,276 85	525 62
6,350 00	BANK AMER CORP	COM	86/12/31-04/12/31	8/11/2004	539,908 18	533,847 04	6,061 14
4,400 00	BANK AMER CORP	COM	86/12/31-04/12/31	8/16/2004	376,640 86	369,909 76	6,731 10
4,400 00	BANK AMER CORP	COM	86/12/31-04/12/31	8/19/2004	385,079 86	347,820 03	37,259 83
4,250 00	BANK AMER CORP	COM	86/12/31-04/12/31	8/20/2004	373,481 25	305,625 52	67,855 73
13,350 00	BANK AMER CORP	COM	86/12/31-04/12/31	9/13/2004	594,292 03	491,183 63	103,108 40
14,900 00	BANK AMER CORP	COM	86/12/31-04/12/31	9/14/2004	660,881 47	514,790 67	146,090.80
1,050 00	BANK AMER CORP	COM	86/12/31-04/12/31	10/11/2004	47,578 69	36,201 74	11,376 95
1,300 00	BANK AMER CORP	COM	86/12/31-04/12/31	10/12/2004	59,100 38	44,821 20	14,279 18
1,800 00	BANK AMER CORP	COM	86/12/31-04/12/31	10/22/2004	79,204 62	62,060 13	17,144 49
7,700 00	BAXTER INTL INC	COM	86/12/31-04/12/31	7/23/2004	231,380 35	263,767 04	(32,386 69)
6,300 00	BAXTER INTL INC	COM	86/12/31-04/12/31	7/26/2004	187,671 97	215,303 36	(27,631 39)
11,100 00	BAXTER INTL INC	COM	86/12/31-04/12/31	7/27/2004	331,148 52	363,825 38	(32,676 86)
11,150 00	BAXTER INTL INC	COM	86/12/31-04/12/31	7/28/2004	330,231 84	351,978 29	(21,746 45)
7,200 00	BAXTER INTL INC	COM	86/12/31-04/12/31	7/29/2004	213,491 56	222,232 27	(8,740 71)

THE ROCKEFELLER FOUNDATION
EMPLOYEE ID NO 13-1659629
GAIN AND LOSSES FOR TAX ON INVESTMENT INCOME
FORM 990 PF 2004, PART IV

Shares/Par Value	Security Name	Security Description	Date Bought	Date Sold	Proceeds	Cost	Realized
5,800 00	BAXTER INTL INC	COM	86/12/31-04/12/31	8/26/2004	179,253 50	179,370 56	(117 06)
3,800 00	BAXTER INTL INC	COM	86/12/31-04/12/31	8/27/2004	116,243 07	116,329 06	(85 99)
6,400 00	BECKMAN COULTER INC	COM	86/12/31-04/12/31	11/23/2004	407,481 18	356,335 37	51,125 81
2,150 00	BELLSOUTH CORP	COM	86/12/31-04/12/31	1/7/2004	62,290 53	57,900 17	4,390 36
4,800 00	BELLSOUTH CORP	COM	86/12/31-04/12/31	1/12/2004	139,982 08	129,079 58	10,902 50
1,800 00	BELLSOUTH CORP	COM	86/12/31-04/12/31	1/13/2004	52,284 31	48,380 67	3,903 64
2,700 00	BELLSOUTH CORP	COM	86/12/31-04/12/31	1/20/2004	79,531 25	72,445 90	7,085 35
109,550 00	BELLSOUTH CORP	COM	86/12/31-04/12/31	6/15/2004	2,839,228 51	2,858,308 22	(19,079 71)
8,600 00	BOSTON SCIENTIFIC CORP	COM	86/12/31-04/12/31	8/6/2004	276,246 17	311,873 64	(35,627 47)
3,500 00	BOSTON SCIENTIFIC CORP	COM	86/12/31-04/12/31	8/9/2004	114,792 76	120,845 60	(6,052 84)
3,100 00	BOSTON SCIENTIFIC CORP	COM	86/12/31-04/12/31	8/10/2004	102,205 53	101,191 13	1,014 40
1,600 00	BOSTON SCIENTIFIC CORP	COM	86/12/31-04/12/31	8/11/2004	52,734 12	52,227 68	506 44
1,900 00	CAREMARK RX INC	COM	86/12/31-04/12/31	2/26/2004	61,628 46	48,747 72	12,880 74
1,800 00	CAREMARK RX INC	COM	86/12/31-04/12/31	3/8/2004	60,772 10	45,708 21	15,063 89
2,300 00	CAREMARK RX INC	COM	86/12/31-04/12/31	3/9/2004	78,029 74	57,540 24	20,489 50
1,800 00	CAREMARK RX INC	COM	86/12/31-04/12/31	3/10/2004	60,433 54	43,353 26	17,080 28
2,300 00	CAREMARK RX INC	COM	86/12/31-04/12/31	3/11/2004	74,770 53	53,810 17	20,960 36
1,800 00	CAREMARK RX INC	COM	86/12/31-04/12/31	3/12/2004	58,816 12	41,644 08	17,172 04
2,300 00	CAREMARK RX INC	COM	86/12/31-04/12/31	3/15/2004	74,387 83	53,175 33	21,212 50
1,800 00	CAREMARK RX INC	COM	86/12/31-04/12/31	3/16/2004	57 872 77	41,517 46	16,355 31
5,500 00	CAREMARK RX INC	COM	86/12/31-04/12/31	3/17/2004	180,835 69	126,292 72	54,542 97
2,700 00	CAREMARK RX INC	COM	86/12/31-04/12/31	3/18/2004	88,636 46	61,799 87	26,836 59
2,500 00	CAREMARK RX INC	COM	86/12/31-04/12/31	3/19/2004	82,822 51	57,141 81	25,680 70
3,600 00	CAREMARK RX INC	COM	86/12/31-04/12/31	3/22/2004	117,260 73	82,053 48	35,207 25
2,700 00	CAREMARK RX INC	COM	86/12/31-04/12/31	3/23/2004	88,142 65	61,224 73	26,917 92
2,700 00	CAREMARK RX INC	COM	86/12/31-04/12/31	3/24/2004	87,544 62	61,151 89	26,392 73
3,600 00	CAREMARK RX INC	COM	86/12/31-04/12/31	3/25/2004	118,546 25	81,352 46	37,193 79
3,600 00	CAREMARK RX INC	COM	86/12/31-04/12/31	3/26/2004	119,323 46	81,157 25	38,166 21
1,800 00	CAREMARK RX INC	COM	86/12/31-04/12/31	3/29/2004	59,675 04	40,366 62	19,308 42
2,400 00	CAREMARK RX INC	COM	86/12/31-04/12/31	3/30/2004	79,285 70	53,787 06	25,498 64
1,600 00	CAREMARK RX INC	COM	86/12/31-04/12/31	3/31/2004	53,113 92	35,838 24	17,275 68
3,200 00	CENDANT CORP	COM	86/12/31-04/12/31	4/21/2004	79,382 46	53,616 09	25,766 37
3,200 00	CENDANT CORP	COM	86/12/31-04/12/31	4/22/2004	79,728 05	44,811 43	34,916 62
1,300 00	CENDANT CORP	COM	86/12/31-04/12/31	4/29/2004	31,285 32	17,065 10	14,220 22
2,700 00	CENDANT CORP	COM	86/12/31-04/12/31	5/3/2004	63,488 47	35,442 90	28,045 57
800 00	CENDANT CORP	COM	86/12/31-04/12/31	5/4/2004	18,821 07	10,501 60	8,319 47
1,300 00	CENDANT CORP	COM	86/12/31-04/12/31	5/5/2004	30,562 15	17,065 10	13,497 05
12,250 00	CENDANT CORP	COM	86/12/31-04/12/31	12/30/2004	284,696 81	298,165 97	(13,469 16)
12,250 00	CENDANT CORP	COM	86/12/31-04/12/31	12/31/2004	285,301 94	296,529 65	(11,227 71)
1,800 00	CITIGROUP INC	COM	86/12/31-04/12/31	1/7/2004	89,334 67	77,727 95	11,606 72
1,800 00	CITIGROUP INC	COM	86/12/31-04/12/31	1/8/2004	89,871 58	77,727 96	12,143 62
1,250 00	CITIGROUP INC	COM	86/12/31-04/12/31	3/19/2004	63,601 89	62,052 25	1,549 64
34,800 00	CITIGROUP INC	COM	86/12/31-04/12/31	6/14/2004	1,647,780 00	1,485,795 16	161,984 84
800 00	CLEAR CHANNEL COMMUNICATIONS	COM	86/12/31-04/12/31	1/2/2004	37,714 95	32,041 49	5,673 46
1,600 00	CLEAR CHANNEL COMMUNICATIONS	COM	86/12/31-04/12/31	1/5/2004	84,235 15	71,963 41	12,271 74
500 00	CLEAR CHANNEL COMMUNICATIONS	COM	86/12/31-04/12/31	1/6/2004	23,551 14	19,951 64	3,599 50
400 00	CLEAR CHANNEL COMMUNICATIONS	COM	86/12/31-04/12/31	1/7/2004	18,800 19	15,785 24	3,014 95
2,100 00	CLEAR CHANNEL COMMUNICATIONS	COM	86/12/31-04/12/31	6/18/2004	77,835 93	88,478 39	(10,642 46)
4,050 00	CLEAR CHANNEL COMMUNICATIONS	COM	86/12/31-04/12/31	6/21/2004	150,557 65	165,956 83	(15,399 18)
9,750 00	CLEAR CHANNEL COMMUNICATIONS	COM	86/12/31-04/12/31	7/2/2004	353,239 11	374,567 69	(21,328 58)
300 00	CLEAR CHANNEL COMMUNICATIONS	COM	86/12/31-04/12/31	7/6/2004	10,795 24	11,079 03	(283 79)
7,500 00	CLEAR CHANNEL COMMUNICATIONS	COM	86/12/31-04/12/31	7/12/2004	262,691 10	276,975 75	(14,284 65)
7,500 00	CLEAR CHANNEL COMMUNICATIONS	COM	86/12/31-04/12/31	7/13/2004	264,505 30	273,725 03	(9,219 73)
7,500 00	CLEAR CHANNEL COMMUNICATIONS	COM	86/12/31-04/12/31	7/14/2004	266,903 75	256,541 61	10,362 14
7,400 00	CLEAR CHANNEL COMMUNICATIONS	COM	86/12/31-04/12/31	7/15/2004	261,507 65	239,436 35	22,071 30
7,800 00	CLEAR CHANNEL COMMUNICATIONS	COM	86/12/31-04/12/31	7/16/2004	273,612 13	208,923 69	64,688 44
6,150 00	CLEAR CHANNEL COMMUNICATIONS	COM	86/12/31-04/12/31	7/19/2004	213,132 49	157,829 12	55,303 37
10,950 00	CLEAR CHANNEL COMMUNICATIONS	COM	86/12/31-04/12/31	7/20/2004	378,783 39	272,830 04	105,953 35
9,550 00	CLEAR CHANNEL COMMUNICATIONS	COM	86/12/31-04/12/31	7/21/2004	332,627 31	228,269 39	104,357 92
1,800 00	CLOROX CO	COM	86/12/31-04/12/31	4/19/2004	94,406 70	77,548 22	16,858 48
1,850 00	CLOROX CO	COM	86/12/31-04/12/31	4/20/2004	97,868 81	79,587 39	18,281 42
1,450 00	CLOROX CO	COM	86/12/31-04/12/31	4/21/2004	75,450 87	62,344 96	13,105 91
1,800 00	CLOROX CO	COM	86/12/31-04/12/31	4/22/2004	93,575 48	77,391 30	16,184 18
1,800 00	CLOROX CO	COM	86/12/31-04/12/31	4/23/2004	93,569 00	77,296 06	16,272 94
950 00	CLOROX CO	COM	86/12/31-04/12/31	5/3/2004	49,620 75	40,611 17	9,009 58
22,650 00	CLOROX CO	COM	86/12/31-04/12/31	6/14/2004	1,196,373 00	921,849 49	274,523 51
300 00	COLGATE PALMOLIVE CO	COM	86/12/31-04/12/31	2/9/2004	16,494 72	15,236 19	1,258 53
2,650 00	COLGATE PALMOLIVE CO	COM	86/12/31-04/12/31	2/10/2004	146,617 90	133,675 76	12,942 14
4,100 00	COMCAST CORP NEW	CL A	86/12/31-04/12/31	1/14/2004	146,092 14	129,115 25	16,976 89
1,400 00	COMCAST CORP NEW	CL A	86/12/31-04/12/31	1/15/2004	50,170 01	43,980 30	6,189 71
2,600 00	COMCAST CORP NEW	CL A	86/12/31-04/12/31	1/16/2004	93,110 22	80,101 58	13,008 64
2,600 00	COMCAST CORP NEW	CL A	86/12/31-04/12/31	1/20/2004	92,913 14	76,187 35	16,725 79
2,500 00	COMCAST CORP NEW	CL A	86/12/31-04/12/31	1/21/2004	89,424 56	73,086 65	16,337 91
1,600 00	COMCAST CORP NEW	CL A	86/12/31-04/12/31	1/22/2004	57,509 78	46,553 04	10,956 74
500 00	COMCAST CORP NEW	CL A	86/12/31-04/12/31	1/27/2004	17,919 86	14,497 40	3,422 26
600 00	COMCAST CORP NEW	CL A	86/12/31-04/12/31	1/28/2004	21,139 83	17,388 96	3,750 87
2,600 00	COMCAST CORP NEW	CL A	86/12/31-04/12/31	1/29/2004	89,079 10	64,830 02	24,249 08
3,100 00	COMCAST CORP NEW	CL A	86/12/31-04/12/31	1/30/2004	106,317 27	73,517 38	32,799 89
3,300 00	COMCAST CORP NEW	CL A	86/12/31-04/12/31	2/2/2004	113,392 92	77,893 33	35,499 59
2,200 00	COMCAST CORP NEW	CL A	86/12/31-04/12/31	2/3/2004	75,039 58	51,770 62	23,268 96
1,800 00	COMCAST CORP NEW	CL A	86/12/31-04/12/31	4/15/2004	54,285 10	55,340 64	(1,055 54)
86,611 00	COMCAST CORP NEW	CL A	86/12/31-04/12/31	6/14/2004	2,564,551 71	1,367,478 71	1,197,073 00
3,900 00	COMCAST CORP NEW	CL A	86/12/31-04/12/31	12/31/2004	129,042 12	114,877 09	14,165 03
1,350 00	CONOCOPHILLIPS	COM	86/12/31-04/12/31	1/7/2004	89,147 12	72,410 16	16,736 96
200 00	CONOCOPHILLIPS	COM	86/12/31-04/12/31	1/8/2004	13,190 34	10,727 43	2,462 91

THE ROCKEFELLER FOUNDATION
EMPLOYEE ID NO 13-1659629
GAIN AND LOSSES FOR TAX ON INVESTMENT INCOME
FORM 990 PF 2004, PART IV

Shares/Par Value	Security Name	Security Description	Date Bought	Date Sold	Proceeds	Cost	Realized
1,800 00	CONOCOPHILLIPS	COM	86/12/31-04/12/31	2/2/2004	119,404 42	96,546 88	22,857 54
400 00	CONOCOPHILLIPS	COM	86/12/31-04/12/31	2/3/2004	26,422 08	21,454 86	4,967 22
900 00	CONOCOPHILLIPS	COM	86/12/31-04/12/31	2/6/2004	59,405 76	48,273 44	11,132 32
2,550 00	CONOCOPHILLIPS	COM	86/12/31-04/12/31	2/25/2004	175,716 45	136,774 74	38,941 71
2,600 00	CONOCOPHILLIPS	COM	86/12/31-04/12/31	2/26/2004	178,769 54	139,456 60	39,312 94
2,500 00	CONOCOPHILLIPS	COM	86/12/31-04/12/31	2/27/2004	172,166 78	134,092 88	38,073 90
5,200 00	CONOCOPHILLIPS	COM	86/12/31-04/12/31	6/15/2004	387,995 15	366,693 25	21,301 90
850 00	CONOCOPHILLIPS	COM	86/12/31-04/12/31	6/25/2004	66,261 30	45,591 58	20,669 72
6,650 00	CONOCOPHILLIPS	COM	86/12/31-04/12/31	8/13/2004	489,059 48	480,399 72	8,659 76
900 00	CONOCOPHILLIPS	COM	86/12/31-04/12/31	9/2/2004	68,372 02	67,237 29	1,134 73
850 00	CONOCOPHILLIPS	COM	86/12/31-04/12/31	9/3/2004	64,656 11	63,501 89	1,154 22
2,250 00	CONOCOPHILLIPS	COM	86/12/31-04/12/31	9/10/2004	175,405 89	167,473 04	7,932 85
1,200 00	CONOCOPHILLIPS	COM	86/12/31-04/12/31	10/7/2004	105,316 13	87,727 72	17,588 41
1,400 00	CONOCOPHILLIPS	COM	86/12/31-04/12/31	11/26/2004	126,567 39	101,622.50	24,944 89
9,850 00	CORINTHIAN COLLEGES INC	COM	86/12/31-04/12/31	7/19/2004	226,997 78	241,922 23	(14,924 45)
2 800 00	CORINTHIAN COLLEGES INC	COM	86/12/31-04/12/31	7/20/2004	64,524 20	65,276 12	(751 92)
6,200 00	CORINTHIAN COLLEGES INC	COM	86/12/31-04/12/31	8/2/2004	66,113 39	119,587 12	(53,473 73)
6,450 00	CORINTHIAN COLLEGES INC	COM	86/12/31-04/12/31	8/3/2004	71,490 77	121,883 07	(50 392 30)
850 00	DEERE + CO	COM	86/12/31-04/12/31	4/13/2004	62 113 91	56 525 77	5,588 14
1,600 00	DEERE + CO	COM	86/12/31-04/12/31	4/14/2004	116,377 91	105,667 20	10,710 71
1,500 00	DEERE + CO	COM	86/12/31-04/12/31	4/15/2004	108,648 90	97,997 27	10,651 63
1,600 00	DEERE + CO	COM	86/12/31-04/12/31	4/16/2004	115,854 24	104,041 24	11,813 00
900 00	DEERE + CO	COM	86/12/31-04/12/31	4/19/2004	65,770 63	58,426 92	7,343 71
4,100 00	DEERE + CO	COM	86/12/31-04/12/31	6/15/2004	281,836 01	266,190 73	15,645 28
550 00	DEERE + CO	COM	86/12/31-04/12/31	6/16/2004	37,502 58	35,657 33	1,845 25
550 00	DEERE + CO	COM	86/12/31-04/12/31	6/17/2004	37,495 87	35,640 75	1,855 12
850 00	DEERE + CO	COM	86/12/31-04/12/31	6/18/2004	58,416 16	55,028 16	3,388 00
2,300 00	DEERE + CO	COM	86/12/31-04/12/31	11/19/2004	162,160 23	151,192 75	10,967 48
2,550 00	DEERE + CO	COM	86/12/31-04/12/31	11/22/2004	176,041 50	165,953 87	10,087 63
4,450 00	DEERE + CO	COM	86/12/31-04/12/31	11/26/2004	324,583 40	289,083 70	35,499 70
200 00	DEERE + CO	COM	86/12/31-04/12/31	11/29/2004	14,564 99	12,974 80	1,590 19
650 00	DEERE + CO	COM	86/12/31-04/12/31	11/30/2004	46,609 75	42,168 10	4,441 65
1,250 00	DEERE + CO	COM	86/12/31-04/12/31	12/1/2004	89,803 14	81,087 67	8,715 47
7,900 00	DILLARDS INC	CL A	86/12/31-04/12/31	12/28/2004	206,096 69	206,818 90	(722 21)
10,850 00	DILLARDS INC	CL A	86/12/31-04/12/31	12/29/2004	282,565 36	279,431 99	3,133 37
2,800 00	DILLARDS INC	CL A	86/12/31-04/12/31	12/30/2004	72,798 85	70,625 87	2,172 98
26,150 00	DOMINION RES INC VA NEW	COM	86/12/31-04/12/31	6/14/2004	1,614,501 00	1,640,242 81	(25,741 81)
3,150 00	DOMINION RES INC VA NEW	COM	86/12/31-04/12/31	8/31/2004	203,177 80	201,979 96	1,197 84
2,150 00	DOMINION RES INC VA NEW	COM	86/12/31-04/12/31	9/1/2004	139,728 02	137,660 20	2,067 82
3,600 00	DOMINION RES INC VA NEW	COM	86/12/31-04/12/31	9/14/2004	233,903 08	230,500 80	3,402 28
5,750 00	DOMINION RES INC VA NEW	COM	86/12/31-04/12/31	9/16/2004	373,953 99	368,014 76	5,939 23
3,200 00	DOMINION RES INC VA NEW	COM	86/12/31-04/12/31	9/17/2004	208,297 52	204,562 34	3,735 18
6,000 00	DOMINION RES INC VA NEW	COM	86/12/31-04/12/31	9/22/2004	390,220 06	381,531 20	8,688 86
6,100 00	DOMINION RES INC VA NEW	COM	86/12/31-04/12/31	9/23/2004	394,333 81	382,316 14	12,017 67
6,000 00	DOMINION RES INC VA NEW	COM	86/12/31-04/12/31	9/24/2004	387,793 12	374 411 11	13,382 01
7,600 00	DONNELLEY R R + SONS CO	COM	86/12/31-04/12/31	6/18/2004	245,541 13	233,188 80	12,352 33
7,700 00	DONNELLEY R R + SONS CO	COM	86/12/31-04/12/31	11/10/2004	265,616 83	246,264 48	19,352 35
1,800 00	DU PONT E I DE NEMOURS + CO	COM	86/12/31-04/12/31	1/5/2004	82,445 68	78,556 50	3,889 18
3,100 00	DU PONT E I DE NEMOURS + CO	COM	86/12/31-04/12/31	4/29/2004	134,136 33	137,776 36	(3,640 03)
2,700 00	DU PONT E I DE NEMOURS + CO	COM	86/12/31-04/12/31	4/30/2004	116,233 35	118,016 61	(1,783 26)
1,850 00	DU PONT E I DE NEMOURS + CO	COM	86/12/31-04/12/31	5/3/2004	79,515 20	80,532 90	(1,017 70)
1,700 00	DU PONT E I DE NEMOURS + CO	COM	86/12/31-04/12/31	5/4/2004	73,748 35	73,956 96	(208 61)
1,700 00	DU PONT E I DE NEMOURS + CO	COM	86/12/31-04/12/31	5/5/2004	73,905 42	73,861 53	43 89
2,050 00	DU PONT E I DE NEMOURS + CO	COM	86/12/31-04/12/31	5/6/2004	87,859 71	88,930 66	(1,070 95)
1,200 00	DU PONT E I DE NEMOURS + CO	COM	86/12/31-04/12/31	5/7/2004	51,356 87	52,002 84	(645 97)
48,550 00	DU PONT E I DE NEMOURS + CO	COM	86/12/31-04/12/31	6/14/2004	2,124,548 00	2,035,185 92	89,362 08
2,900 00	ENTERGY CORP	COM	86/12/31-04/12/31	7/7/2004	162,500 88	155,526 13	6,974 75
3,750 00	ENTERGY CORP	COM	86/12/31-04/12/31	7/8/2004	208,961 60	201,111 37	7,850 23
5,500 00	ENTERGY CORP	COM	86/12/31-04/12/31	8/2/2004	321,497 72	307,705 08	13,792 64
300 00	ENTERGY CORP	COM	86/12/31-04/12/31	8/3/2004	17,521 71	16,088 91	1,432 80
16,750 00	ENTERGY CORP	COM	86/12/31-04/12/31	8/6/2004	985,860 15	898,297 48	87,562 67
1,100 00	ENTERGY CORP	COM	86/12/31-04/12/31	8/9/2004	64,772 42	58,992 67	5,779 75
1,900 00	ENTERGY CORP	COM	86/12/31-04/12/31	8/10/2004	111,656 96	101,896 43	9,760 53
1,250 00	ENTERGY CORP	COM	86/12/31-04/12/31	8/11/2004	72,953 42	67,037 12	5,916 30
900 00	ENTERGY CORP	COM	86/12/31-04/12/31	8/12/2004	52,333 77	48,266 73	4,067 04
3,500 00	ENTERGY CORP	COM	86/12/31-04/12/31	8/13/2004	206,155 67	186,691 40	19,464 27
2,350 00	ENTERGY CORP	COM	86/12/31-04/12/31	8/16/2004	139,119 09	124,008 99	15,110 10
2,800 00	ENTERGY CORP	COM	86/12/31-04/12/31	8/17/2004	165,436 92	145,435 47	20,001 45
2,100 00	ENTERGY CORP	COM	86/12/31-04/12/31	8/18/2004	124,260 38	106,547 64	17,712 74
2,750 00	ENTERGY CORP	COM	86/12/31-04/12/31	8/19/2004	162,870 71	133,924 24	28,946 47
1,500 00	ENTERGY CORP	COM	86/12/31-04/12/31	10/26/2004	97,546 91	71,489 53	26,057 38
950 00	ENTERGY CORP	COM	86/12/31-04/12/31	10/27/2004	62,270 19	44,720 31	17,549 88
3,050 00	ENTERGY CORP	COM	86/12/31-04/12/31	11/4/2004	199,673 33	136,831 65	62,841 68
1,400 00	ENTERGY CORP	COM	86/12/31-04/12/31	12/31/2004	95,046 57	91,481 32	3,565 25
27,750 00	EXXON MOBIL CORP	COM	86/12/31-04/12/31	6/15/2004	1,226,382 54	1,214,304 20	12,078 34
1,350 00	FEDERAL NATL MTG ASSN	COM	86/12/31-04/12/31	8/23/2004	100,269 98	95,513 39	4,756 59
5,200 00	FEDERAL NATL MTG ASSN	COM	86/12/31-04/12/31	9/7/2004	399,400 57	366,544 58	32,855 99
3,350 00	FEDERAL NATL MTG ASSN	COM	86/12/31-04/12/31	9/8/2004	258,563 02	236,061 10	22,501 92
1,500 00	FEDERAL NATL MTG ASSN	COM	86/12/31-04/12/31	9/9/2004	114,881 11	105,699 00	9,182 11
9,400 00	FEDERAL NATL MTG ASSN	COM	86/12/31-04/12/31	9/27/2004	622,443 09	660,501 87	(38,058 78)
5,300 00	FEDERAL NATL MTG ASSN	COM	86/12/31-04/12/31	9/28/2004	353,440 24	372,230 37	(18,790 13)
5,150 00	FEDERAL NATL MTG ASSN	COM	86/12/31-04/12/31	9/29/2004	340,377 16	361,682 44	(21,305 28)
850 00	FEDERAL NATL MTG ASSN	COM	86/12/31-04/12/31	9/30/2004	54,552 40	59,695 16	(5,142 76)
4,200 00	FEDERAL NATL MTG ASSN	COM	86/12/31-04/12/31	10/1/2004	272 355 64	293,902 70	(21,547 06)
7,450 00	FEDERAL NATL MTG ASSN	COM	86/12/31-04/12/31	10/4/2004	484 921 81	521,248 94	(36,327 13)

THE ROCKEFELLER FOUNDATION
EMPLOYEE ID NO 13-1659629
GAIN AND LOSSES FOR TAX ON INVESTMENT INCOME
FORM 990 PF 2004, PART IV

Shares/Par Value	Security Name	Security Description	Date Bought	Date Sold	Proceeds	Cost	Realized
900 00	GANNETT INC	COM	86/12/31-04/12/31	3/29/2004	79,282 76	76,468 45	2,814 31
900 00	GANNETT INC	COM	86/12/31-04/12/31	3/30/2004	79,516 75	74,766 43	4,750 32
900 00	GANNETT INC	COM	86/12/31-04/12/31	3/31/2004	79,267 01	70,769 29	8,497 72
900 00	GANNETT INC	COM	86/12/31-04/12/31	4/2/2004	80,967 14	70,546 43	10,420 71
900 00	GANNETT INC	COM	86/12/31-04/12/31	4/6/2004	81,694 41	70,500 78	11,193 63
900 00	GANNETT INC	COM	86/12/31-04/12/31	4/7/2004	81,616 02	69,919 65	11,696 37
900 00	GANNETT INC	COM	86/12/31-04/12/31	4/8/2004	81,448 09	69,350 22	12,097 87
900 00	GANNETT INC	COM	86/12/31-04/12/31	6/4/2004	79,256 82	73,702 97	5,553 85
350 00	GANNETT INC	COM	86/12/31-04/12/31	6/7/2004	30,870 92	26,963 93	3,906 99
19,687 00	GANNETT INC	COM	86/12/31-04/12/31	6/14/2004	1,723,596 85	1,178,366 37	545,230 48
13,000 00	GENERAL ELEC CO	COM	86/12/31-04/12/31	6/21/2004	422,418 61	405,881 73	16,536 88
8,400 00	GENERAL ELEC CO	COM	86/12/31-04/12/31	7/22/2004	273,921 78	262,258 32	11,663 46
40,250 00	GENERAL ELEC CO	COM	86/12/31-04/12/31	8/24/2004	1,309,088 53	1,222,253 78	86,834 75
21,400 00	GENERAL ELEC CO	COM	86/12/31-04/12/31	8/25/2004	698,774 96	641,159 15	57,615 81
900 00	GOLDMAN SACHS GROUP INC	COM	86/12/31-04/12/31	2/12/2004	96,400 78	76,794 30	19,606 48
1,050 00	GOLDMAN SACHS GROUP INC	COM	86/12/31-04/12/31	2/13/2004	111,617 02	81,316 65	30,300 37
900 00	GOLDMAN SACHS GROUP INC	COM	86/12/31-04/12/31	2/17/2004	96,330 04	68,959 39	27,370 65
250 00	GOLDMAN SACHS GROUP INC	COM	86/12/31-04/12/31	2/20/2004	26,744 99	18,956 09	7,788 90
900 00	GOLDMAN SACHS GROUP INC	COM	86/12/31-04/12/31	4/14/2004	91,320 95	67,973 35	23,347 60
21,400 00	GOLDMAN SACHS GROUP INC	COM	86/12/31-04/12/31	6/14/2004	1,990,414 00	1,644,096 37	346,317 63
1,850 00	GOLDMAN SACHS GROUP INC	COM	86/12/31-04/12/31	10/27/2004	174,672 91	172,830 15	1,842 76
3,150 00	GOLDMAN SACHS GROUP INC	COM	86/12/31-04/12/31	10/28/2004	305,761 14	294,116 65	11,644 49
1,800 00	GOLDMAN SACHS GROUP INC	COM	86/12/31-04/12/31	10/29/2004	176,318 11	167,629 86	8,688 25
1,850 00	GOLDMAN SACHS GROUP INC	COM	86/12/31-04/12/31	11/1/2004	181,969 33	172,286 25	9,683 08
2,050 00	GOLDMAN SACHS GROUP INC	COM	86/12/31-04/12/31	11/2/2004	203,665 19	190,911 78	12,753 41
3,450 00	GOLDMAN SACHS GROUP INC	COM	86/12/31-04/12/31	11/30/2004	362,086 27	321,277 57	40,808 70
3,000 00	GOLDMAN SACHS GROUP INC	COM	86/12/31-04/12/31	12/1/2004	316,643 18	279,344 10	37,299 08
3,850 00	GOLDMAN SACHS GROUP INC	COM	86/12/31-04/12/31	12/2/2004	411,273 55	358,233 85	53,039 70
12,750 00	GOLDMAN SACHS GROUP INC	COM	86/12/31-04/12/31	12/3/2004	1,354,966 87	1,174,797 67	180,169 20
10,200 00	HALLIBURTON CO	COM	86/12/31-04/12/31	9/21/2004	326,645 31	303,622 94	23,022 37
1,000 00	HEWLETT PACKARD CO	COM	86/12/31-04/12/31	3/8/2004	22,903 40	22,458 20	445 20
200 00	HEWLETT PACKARD CO	COM	86/12/31-04/12/31	3/31/2004	4,604 28	4,491 64	112 64
2,300 00	HEWLETT PACKARD CO	COM	86/12/31-04/12/31	4/1/2004	52,915 78	51,037 90	1,877 88
2,700 00	HEWLETT PACKARD CO	COM	86/12/31-04/12/31	4/2/2004	62,495 43	59,702 64	2,792 79
3,600 00	HEWLETT PACKARD CO	COM	86/12/31-04/12/31	4/5/2004	84,497 22	79,311 21	5,186 01
2,700 00	HEWLETT PACKARD CO	COM	86/12/31-04/12/31	4/6/2004	63,019 76	44,806 84	18,212 92
68,102 00	HEWLETT PACKARD CO	COM	86/12/31-04/12/31	6/14/2004	1,481,218 50	854,082 68	627,135 82
4,100 00	IAC / INTERACTIVECORP	COM	86/12/31-04/12/31	8/9/2004	90,811 23	124,775 60	(33,964 37)
5,800 00	IAC / INTERACTIVECORP	COM	86/12/31-04/12/31	8/10/2004	130,945 85	176,460 36	(45,514 51)
5,800 00	IAC / INTERACTIVECORP	COM	86/12/31-04/12/31	8/11/2004	130,267 84	174,795 22	(44,527 38)
4,750 00	IAC / INTERACTIVECORP	COM	86/12/31-04/12/31	8/12/2004	106,303 46	136,515 78	(30,212 32)
1,250 00	INTERACTIVE CORP	COM	86/12/31-04/12/31	6/9/2004	38,361 10	41,869 41	(3,508 31)
2,300 00	INTERACTIVE CORP	COM	86/12/31-04/12/31	6/10/2004	69,628 10	75,815 21	(6,187 11)
23,050 00	INTERACTIVE CORP	COM	86/12/31-04/12/31	6/15/2004	699,274 52	728,734 80	(29,460 28)
8,850 00	INTERNATIONAL BUSINESS MACHS	COM	86/12/31-04/12/31	7/14/2004	748,314 59	849,786 31	(101,471 72)
1,400 00	INTERNATIONAL BUSINESS MACHS	COM	86/12/31-04/12/31	9/9/2004	120,839 57	130,464 41	(9,624 84)
4,150 00	INTERNATIONAL BUSINESS MACHS	COM	86/12/31-04/12/31	9/14/2004	359,113 50	382,106 44	(22,992 94)
4,200 00	INTERNATIONAL BUSINESS MACHS	COM	86/12/31-04/12/31	9/16/2004	362,960 12	382,540 76	(19,580 64)
2,550 00	INTERNATIONAL BUSINESS MACHS	COM	86/12/31-04/12/31	10/19/2004	227,487 57	231,986 25	(4,498 68)
7,950 00	INTERNATIONAL BUSINESS MACHS	COM	86/12/31-04/12/31	10/26/2004	706,507 91	719,315 16	(12,807 25)
3,800 00	INTERNATIONAL BUSINESS MACHS	COM	86/12/31-04/12/31	10/27/2004	337,236 78	339,931 06	(2,694 28)
1,050 00	INTERNATIONAL BUSINESS MACHS	COM	86/12/31-04/12/31	10/28/2004	94,441 50	92,543 95	1,897 55
1,500 00	INTERNATIONAL BUSINESS MACHS	COM	86/12/31-04/12/31	11/2/2004	136,090 91	128,914 22	7,176 69
1,700 00	INTERNATIONAL BUSINESS MACHS	COM	86/12/31-04/12/31	11/8/2004	158,791 92	144,889 42	13,902 50
3,750 00	INTERNATIONAL BUSINESS MACHS	COM	86/12/31-04/12/31	11/10/2004	351,637 15	318,685 22	32,951 93
3,400 00	INTERNATIONAL BUSINESS MACHS	COM	86/12/31-04/12/31	11/18/2004	324 259 59	288,462 80	35,796 79
5,900 00	JPMORGAN CHASE + CO	COM	86/12/31-04/12/31	8/12/2004	217,620 53	245,807 27	(28,186 74)
2,600 00	JPMORGAN CHASE + CO	COM	86/12/31-04/12/31	8/18/2004	99,204 57	105,178 79	(5,974 22)
2,600 00	JPMORGAN CHASE + CO	COM	86/12/31-04/12/31	9/7/2004	103,956 48	104,633 60	(677 12)
1,350 00	JOHNSON CTLS INC	COM	86/12/31-04/12/31	1/6/2004	79,499 93	53,849 45	25,650 48
1,300 00	JOHNSON CTLS INC	COM	86/12/31-04/12/31	1/7/2004	76,622 57	51,005 62	25,616 95
1,350 00	JOHNSON CTLS INC	COM	86/12/31-04/12/31	1/8/2004	80,017 91	52,853 81	27,164 10
1,300 00	JOHNSON CTLS INC	COM	86/12/31-04/12/31	1/9/2004	76,813 66	50,624 05	26,189 61
1,350 00	JOHNSON CTLS INC	COM	86/12/31-04/12/31	1/12/2004	79,518 29	52,339 84	27,178 45
2,950 00	JOHNSON CTLS INC	COM	86/12/31-04/12/31	1/13/2004	174,053 05	112,682 84	61,370 21
200 00	LAUDER ESTEE COS INC	CL A	86/12/31-04/12/31	3/10/2004	8,712 71	7,787 16	925 55
1,000 00	LAUDER ESTEE COS INC	CL A	86/12/31-04/12/31	3/11/2004	43,349 50	38,866 54	4,482 96
400 00	LAUDER ESTEE COS INC	CL A	86/12/31-04/12/31	3/23/2004	17,221 28	15,435 80	1,785 48
500 00	LAUDER ESTEE COS INC	CL A	86/12/31-04/12/31	3/29/2004	21,610 70	19,294 75	2,315 95
1,900 00	LAUDER ESTEE COS INC	CL A	86/12/31-04/12/31	4/1/2004	84,200 51	72,986 23	11,214 28
900 00	LAUDER ESTEE COS INC	CL A	86/12/31-04/12/31	4/6/2004	39,739 37	34,368 24	5,371 13
900 00	LAUDER ESTEE COS INC	CL A	86/12/31-04/12/31	4/7/2004	39,960 95	34,327 80	5,633 15
500 00	LAUDER ESTEE COS INC	CL A	86/12/31-04/12/31	4/8/2004	22,173 73	19,071 00	3,102 73
900 00	LAUDER ESTEE COS INC	CL A	86/12/31-04/12/31	4/14/2004	39,176 44	34,262 55	4,913 89
900 00	LAUDER ESTEE COS INC	CL A	86/12/31-04/12/31	4/15/2004	39,130 00	34,262 55	4,867 45
900 00	LAUDER ESTEE COS INC	CL A	86/12/31-04/12/31	4/19/2004	39,593 49	34,246 95	5,346 54
300 00	LAUDER ESTEE COS INC	CL A	86/12/31-04/12/31	4/23/2004	13,291 81	11,412 69	1,879 12
900 00	LAUDER ESTEE COS INC	CL A	86/12/31-04/12/31	4/27/2004	39,735 86	34,048 98	5,686 88
450 00	LAUDER ESTEE COS INC	CL A	86/12/31-04/12/31	4/29/2004	20,783 57	16,809 41	3,974 16
900 00	LAUDER ESTEE COS INC	CL A	86/12/31-04/12/31	4/30/2004	41,282 30	33,375 96	7,906 34
900 00	LAUDER ESTEE COS INC	CL A	86/12/31-04/12/31	5/3/2004	41,404 07	33,352 38	8,051 69
450 00	LAUDER ESTEE COS INC	CL A	86/12/31-04/12/31	5/4/2004	20,759 81	16,673 73	4,086 08
900 00	LAUDER ESTEE COS INC	CL A	86/12/31-04/12/31	5/5/2004	41,874 12	33,339 66	8,534 46
900 00	LAUDER ESTEE COS INC	CL A	86/12/31-04/12/31	5/6/2004	42,047 55	33,332 65	8,714 90
900 00	LAUDER ESTEE COS INC	CL A	86/12/31-04/12/31	5/7/2004	41,905 44	33,290 94	8,614 50

THE ROCKEFELLER FOUNDATION
EMPLOYEE ID NO 13-1659629
GAIN AND LOSSES FOR TAX ON INVESTMENT INCOME
FORM 990 PF 2004, PART IV

Shares/Par Value	Security Name	Security Description	Date Bought	Date Sold	Proceeds	Cost	Realized
700 00	LAUDER ESTEE COS INC	CL A	86/12/31-04/12/31	5/10/2004	31,950 26	25,751 46	6,198 80
900 00	LAUDER ESTEE COS INC	CL A	86/12/31-04/12/31	5/11/2004	40,534 42	33,109 02	7,425 40
1 800 00	LAUDER ESTEE COS INC	CL A	86/12/31-04/12/31	5/12/2004	81,665 70	65 428 38	16,237 32
1,600 00	LAUDER ESTEE COS INC	CL A	86/12/31-04/12/31	5/13/2004	72,735 57	57,669 29	15,066 28
1,900 00	LAUDER ESTEE COS INC	CL A	86/12/31-04/12/31	5/14/2004	85,084 18	64,110 01	20 974 17
900 00	LAUDER ESTEE COS INC	CL A	86/12/31-04/12/31	5/17/2004	40,341 55	29,988 84	10,352 71
1,700 00	LAUDER ESTEE COS INC	CL A	86/12/31-04/12/31	5/18/2004	74,451 79	56,475 70	17,976 09
3,350 00	LIBERTY MEDIA CORP	COM SER A	86/12/31-04/12/31	1/20/2004	39,470 53	38,649 05	821 48
21,550 00	LIBERTY MEDIA CORP	COM SER A	86/12/31-04/12/31	1/21/2004	260,934 57	247,482 80	13,451 77
19,700 00	LIBERTY MEDIA CORP	COM SER A	86/12/31-04/12/31	1/22/2004	241,894 81	217,993 78	23 901 03
4,500 00	LIBERTY MEDIA CORP	COM SER A	86/12/31-04/12/31	1/23/2004	54,667 48	48,268 07	6,399 41
7,200 00	LIBERTY MEDIA CORP	COM SER A	86/12/31-04/12/31	1/26/2004	86,454 26	75,698 80	10,755 46
3,700 00	LIBERTY MEDIA CORP	COM SER A	86/12/31-04/12/31	1/27/2004	44,251 03	38 181 04	6,069 99
1,800 00	LIBERTY MEDIA CORP	COM SER A	86/12/31-04/12/31	1/28/2004	21,211 82	18,574 56	2,637 26
400 00	LIBERTY MEDIA CORP	COM SER A	86/12/31-04/12/31	1/29/2004	4,654 02	4,127 68	526 34
1,600 00	LIBERTY MEDIA CORP	COM SER A	86/12/31-04/12/31	1/30/2004	18,637 04	16,510 72	2,126 32
3,800 00	LIBERTY MEDIA CORP	COM SER A	86/12/31-04/12/31	2/2/2004	44,006 87	38,879 76	5,127 11
3,100 00	LIBERTY MEDIA CORP	COM SER A	86/12/31-04/12/31	2/4/2004	34,627 85	31,567 92	3,059 93
4,350 00	LIBERTY MEDIA CORP	COM SER A	86/12/31-04/12/31	2/6/2004	48,890 83	44,296 92	4,593 91
3,850 00	LIBERTY MEDIA CORP	COM SER A	86/12/31-04/12/31	2/9/2004	43,784 76	39,172 18	4,612 58
3,800 00	LIBERTY MEDIA CORP	COM SER A	86/12/31-04/12/31	2/10/2004	41,756 24	34,273 44	7,482 80
300 00	LIBERTY MEDIA CORP	COM SER A	86/12/31-04/12/31	2/11/2004	3,577 96	2,856 12	721 84
4,250 00	LIBERTY MEDIA CORP	COM SER A	86/12/31-04/12/31	2/13/2004	48,185 52	40,461 70	7,723 82
3,800 00	LIBERTY MEDIA CORP	COM SER A	86/12/31-04/12/31	2/17/2004	42,973 32	36,177 52	6,795 80
4,300 00	LIBERTY MEDIA CORP	COM SER A	86/12/31-04/12/31	2/18/2004	48,328 44	40,923 55	7,404 89
4,300 00	LIBERTY MEDIA CORP	COM SER A	86/12/31-04/12/31	2/19/2004	48,208 91	40,317 58	7,891 33
4,200 00	LIBERTY MEDIA CORP	COM SER A	86/12/31-04/12/31	2/20/2004	46,616 55	39,366 60	7,249 95
4,000 00	LIBERTY MEDIA CORP	COM SER A	86/12/31-04/12/31	2/23/2004	44,115 47	37,492 00	6,623 47
500 00	LIBERTY MEDIA CORP	COM SER A	86/12/31-04/12/31	2/24/2004	5,492 28	4,686 50	805 78
5,300 00	LIBERTY MEDIA CORP	COM SER A	86/12/31-04/12/31	2/25/2004	58,277 58	49,676 90	8,600 68
2,500 00	LIBERTY MEDIA CORP	COM SER A	86/12/31-04/12/31	2/26/2004	27,883 66	23,372 20	4,511 46
5,000 00	LIBERTY MEDIA CORP	COM SER A	86/12/31-04/12/31	2/27/2004	56,333 30	45,357 50	10,975 80
4,250 00	LIBERTY MEDIA CORP	COM SER A	86/12/31-04/12/31	3/1/2004	48 493 58	38,553 87	9,939 71
4,350 00	LIBERTY MEDIA CORP	COM SER A	86/12/31-04/12/31	3/2/2004	49,908 21	39,461 03	10,447 18
4,450 00	LIBERTY MEDIA CORP	COM SER A	86/12/31-04/12/31	3/3/2004	50 475 71	40,368 17	10,107 54
4,250 00	LIBERTY MEDIA CORP	COM SER A	86/12/31-04/12/31	3/4/2004	49,029 06	38,553 88	10,475 18
4,250 00	LIBERTY MEDIA CORP	COM SER A	86/12/31-04/12/31	3/5/2004	48,935 56	38 553 87	10,381 69
4,200 00	LIBERTY MEDIA CORP	COM SER A	86/12/31-04/12/31	3/10/2004	48,912 96	38,100 30	10,812 66
4,250 00	LIBERTY MEDIA CORP	COM SER A	86/12/31-04/12/31	3/11/2004	48,265 36	38,553 88	9,711 48
4,150 00	LIBERTY MEDIA CORP	COM SER A	86/12/31-04/12/31	3/12/2004	48 223 60	37,646 72	10,576 88
4,200 00	LIBERTY MEDIA CORP	COM SER A	86/12/31-04/12/31	3/15/2004	48,651 74	38,100 30	10,551 44
2,300 00	LIBERTY MEDIA CORP	COM SER A	86/12/31-04/12/31	3/16/2004	26,423 20	20,884 45	5,558 75
4,200 00	LIBERTY MEDIA CORP	COM SER A	86/12/31-04/12/31	3/18/2004	46,450 60	37,338 17	9,112 43
4,150 00	LIBERTY MEDIA CORP	COM SER A	86/12/31-04/12/31	3/19/2004	46,039 13	35,606 17	10,432 96
1,350 00	LIBERTY MEDIA CORP	COM SER A	86/12/31-04/12/31	3/22/2004	14,755 60	11,385 63	3,369 97
2,100 00	LIBERTY MEDIA CORP	COM SER A	86/12/31-04/12/31	3/23/2004	22,831 56	17,465 70	5,365 86
5,100 00	LIBERTY MEDIA CORP	COM SER A	86/12/31-04/12/31	3/24/2004	54,544 91	41,636 18	12,908 73
5,550 00	LIBERTY MEDIA CORP	COM SER A	86/12/31-04/12/31	3/25/2004	59,884 38	45,062 67	14,821 71
5,900 00	LIBERTY MEDIA CORP	COM SER A	86/12/31-04/12/31	3/26/2004	63,801.28	47,904 46	15,896 82
4,200 00	LIBERTY MEDIA CORP	COM SER A	86/12/31-04/12/31	3/29/2004	45,979 38	34,101 48	11,877 90
5,450 00	LIBERTY MEDIA CORP	COM SER A	86/12/31-04/12/31	3/30/2004	59,215 75	40,180 05	19,035 70
4,850 00	LIBERTY MEDIA CORP	COM SER A	86/12/31-04/12/31	3/31/2004	52,919 68	31,459 79	21,459 89
1,800 00	LOCKHEED MARTIN CORP	COM	86/12/31-04/12/31	3/1/2004	83,041 55	83,257 38	(215 83)
1,500 00	LOCKHEED MARTIN CORP	COM	86/12/31-04/12/31	4/6/2004	69,736 96	69,368 55	368 41
1,850 00	LOCKHEED MARTIN CORP	COM	86/12/31-04/12/31	4/13/2004	86,736 51	85,552 85	1,183 66
1,800 00	LOCKHEED MARTIN CORP	COM	86/12/31-04/12/31	4/14/2004	84,097 26	83 204 18	893 08
2,700 00	LOCKHEED MARTIN CORP	COM	86/12/31-04/12/31	4/23/2004	124,493 81	124,706 26	(212 45)
1,750 00	LOCKHEED MARTIN CORP	COM	86/12/31-04/12/31	4/26/2004	80 945 75	80,697 22	248 53
1,850 00	LOCKHEED MARTIN CORP	COM	86/12/31-04/12/31	4/29/2004	87,667 78	85,248 92	2,418 86
1,850 00	LOCKHEED MARTIN CORP	COM	86/12/31-04/12/31	4/30/2004	87,219 53	85,186 03	2,033 50
1,900 00	LOCKHEED MARTIN CORP	COM	86/12/31-04/12/31	5/3/2004	90,146 61	87,400 85	2,745 76
1,900 00	LOCKHEED MARTIN CORP	COM	86/12/31-04/12/31	5/4/2004	90,382 78	87,364 35	3,018 43
1,900 00	LOCKHEED MARTIN CORP	COM	86/12/31-04/12/31	5/5/2004	91,060 49	87,355 35	3,705 14
1,800 00	LOCKHEED MARTIN CORP	COM	86/12/31-04/12/31	5/6/2004	87,567 76	82,712 46	4,855 30
1,800 00	LOCKHEED MARTIN CORP	COM	86/12/31-04/12/31	5/7/2004	87,645 52	82,689 84	4,955 68
1,850 00	LOCKHEED MARTIN CORP	COM	86/12/31-04/12/31	5/10/2004	88,637 71	84,852 69	3,785 02
1,800 00	LOCKHEED MARTIN CORP	COM	86/12/31-04/12/31	5/11/2004	85,623 09	82,479 96	3,143 13
2,900 00	LOCKHEED MARTIN CORP	COM	86/12/31-04/12/31	5/12/2004	137,561 46	132,750 55	4,810 91
2,050 00	LOCKHEED MARTIN CORP	COM	86/12/31-04/12/31	5/13/2004	97,615 23	93,355 48	4,259 75
2,350 00	LOCKHEED MARTIN CORP	COM	86/12/31-04/12/31	5/14/2004	111,025 74	106,910 18	4,115 56
1,400 00	LOCKHEED MARTIN CORP	COM	86/12/31-04/12/31	5/17/2004	65,849 83	63,645 83	2,204 00
2,250 00	LOCKHEED MARTIN CORP	COM	86/12/31-04/12/31	5/18/2004	105,945 29	102,253 95	3,691 34
1,850 00	LOWES COS INC	USD0 50	86/12/31-04/12/31	3/9/2004	100,941 12	102,992 11	(2,050 99)
1,850 00	LOWES COS INC	USD0 50	86/12/31-04/12/31	3/10/2004	100,960 74	101,637 22	(676 48)
1,450 00	LOWES COS INC	USD0 50	86/12/31-04/12/31	3/11/2004	77,142 93	79,368 35	(2,225 42)
1,800 00	LOWES COS INC	USD0 50	86/12/31-04/12/31	3/12/2004	95,474 93	97,915 53	(2,440 60)
1,400 00	LOWES COS INC	USD0 50	86/12/31-04/12/31	3/16/2004	73,702 36	75,672 24	(1,969 88)
2,750 00	LOWES COS INC	USD0 50	86/12/31-04/12/31	3/17/2004	146,675 70	126,750 61	19,925 09
450 00	LOWES COS INC	USD0 50	86/12/31-04/12/31	3/18/2004	24,327 45	18,772 02	5,555 43
900 00	LOWES COS INC	USD0 50	86/12/31-04/12/31	3/29/2004	50,765 75	37,544 04	13,221 71
19,000 00	LOWES COS INC	USD0 50	86/12/31-04/12/31	6/15/2004	1,029,857 59	713,574 28	316,283 31
77,150 00	MBNA CORP	COM	86/12/31-04/12/31	6/14/2004	2,020,558 50	1,783,149 06	237,409 44
8,250 00	MCI INC	COM	86/12/31-04/12/31	12/28/2004	166,519 88	160,420 18	6,099 70
8,750 00	MARATHON OIL CORP	COM	86/12/31-04/12/31	6/24/2004	325,210 63	304,518 38	20,692 25
5,950 00	MARATHON OIL CORP	COM	86/12/31-04/12/31	8/16/2004	210,535 23	222,099 92	(11,564 69)

THE ROCKEFELLER FOUNDATION
EMPLOYEE ID NO 13-1659629
GAIN AND LOSSES FOR TAX ON INVESTMENT INCOME
FORM 990 PF 2004, PART IV

Shares/Par Value	Security Name	Security Description	Date Bought	Date Sold	Proceeds	Cost	Realized
6,650 00	MARATHON OIL CORP	COM	86/12/31-04/12/31	9/1/2004	242,102 21	247,198 77	(5,096 56)
6,950 00	MARATHON OIL CORP	COM	86/12/31-04/12/31	9/24/2004	281,610 88	256,672 87	24,938 01
1,500 00	MARATHON OIL CORP	COM	86/12/31-04/12/31	10/7/2004	62,089 09	55,195 20	6,893 89
1,200 00	MARATHON OIL CORP	COM	86/12/31-04/12/31	10/8/2004	49,333 84	44,156 16	5,177 68
6,050 00	MARATHON OIL CORP	COM	86/12/31-04/12/31	10/20/2004	241,276 82	220,923 99	20,352 83
9,000 00	MARATHON OIL CORP	COM	86/12/31-04/12/31	11/23/2004	354,642 09	342,795 92	11,846 17
5,450 00	MARATHON OIL CORP	COM	86/12/31-04/12/31	11/24/2004	214,407 79	205,726 99	8,680 80
1,800 00	MASCO CORP	COM	86/12/31-04/12/31	3/12/2004	52,009 32	50,351 46	1,657 86
4,100 00	MASCO CORP	COM	86/12/31-04/12/31	3/15/2004	118,905 19	113,677 37	5,227 82
3,700 00	MASCO CORP	COM	86/12/31-04/12/31	3/16/2004	106,510 32	101,782 44	4,727 88
50,950 00	MASCO CORP	COM	86/12/31-04/12/31	6/14/2004	1,491,816 00	1,373,266 63	118,549 37
6,200 00	MEDIMMUNE INC	COM	86/12/31-04/12/31	1/9/2004	146,788 04	169,298 28	(22,510 24)
3,500 00	MEDIMMUNE INC	COM	86/12/31-04/12/31	1/12/2004	81,131 80	88,994 96	(7,863 16)
3,600 00	MEDIMMUNE INC	COM	86/12/31-04/12/31	1/13/2004	81,374 18	88,992 09	(7,617 91)
3,600 00	MEDIMMUNE INC	COM	86/12/31-04/12/31	1/14/2004	80,109 56	88,514 72	(8,405 16)
6,800 00	MEDIMMUNE INC	COM	86/12/31-04/12/31	1/15/2004	152,475 36	165,000 54	(12,525 18)
1,300 00	METLIFE INC	COM	86/12/31-04/12/31	1/15/2004	42,935 81	26,038 87	16,896 94
1,700 00	METLIFE INC	COM	86/12/31-04/12/31	2/4/2004	58,308 28	34,050 83	24,257 45
1,800 00	METLIFE INC	COM	86/12/31-04/12/31	2/5/2004	61,779 94	36,053 82	25,726 12
3,000 00	METLIFE INC	COM	86/12/31-04/12/31	2/18/2004	106,294 92	60,089 70	46,205 22
500 00	METLIFE INC	COM	86/12/31-04/12/31	2/20/2004	17,539 47	10,014 95	7,524 52
200 00	METLIFE INC	COM	86/12/31-04/12/31	2/23/2004	7,000 14	4,005 98	2,994 16
58,751 00	METLIFE INC	COM	86/12/31-04/12/31	6/14/2004	2,117,973 55	1,205,888 81	912,084 74
9,300 00	MICROSOFT CORP	COM	86/12/31-04/12/31	6/18/2004	260,756 59	256,371 24	4,385 35
3,800 00	MICROSOFT CORP	COM	86/12/31-04/12/31	7/6/2004	106,917 71	104,753 84	2,163 87
4,550 00	MICROSOFT CORP	COM	86/12/31-04/12/31	7/8/2004	127,075 79	125,428 94	1,646 85
13,000 00	MICROSOFT CORP	COM	86/12/31-04/12/31	7/21/2004	378,904 72	359,948 04	18,956 68
12,100 00	MICROSOFT CORP	COM	86/12/31-04/12/31	7/23/2004	340,812 72	331,969 88	8,842 84
14,000 00	MICROSOFT CORP	COM	86/12/31-04/12/31	7/27/2004	398,327 07	376,677 41	21,649 66
2,300 00	MICROSOFT CORP	COM	86/12/31-04/12/31	7/28/2004	65,397 12	61,725 89	3,671 23
1,700 00	MICROSOFT CORP	COM	86/12/31-04/12/31	7/29/2004	48,535 39	45,589 07	2,946 32
400 00	MICROSOFT CORP	COM	86/12/31-04/12/31	7/30/2004	11,478 65	10,726 84	751 81
1,700 00	MICROSOFT CORP	COM	86/12/31-04/12/31	8/2/2004	48,168 71	45,582 95	2,585 76
1,400 00	MICROSOFT CORP	COM	86/12/31-04/12/31	8/3/2004	39,430 91	37,501 10	1,929 81
1,100 00	MICROSOFT CORP	COM	86/12/31-04/12/31	8/4/2004	30,906 98	29,465 15	1,441 81
1,850 00	MORGAN STANLEY	COM NEW	86/12/31-04/12/31	2/19/2004	114,353 13	90,693 41	23,659 72
2,750 00	MORGAN STANLEY	COM NEW	86/12/31-04/12/31	2/20/2004	168,164 25	133,977 07	34,187 18
1,700 00	MORGAN STANLEY	COM NEW	86/12/31-04/12/31	2/23/2004	103,382 99	82,557 23	20,825 76
1,350 00	MORGAN STANLEY	COM NEW	86/12/31-04/12/31	2/24/2004	81,094 71	65,530 89	15,563 82
4,800 00	MORGAN STANLEY	COM NEW	86/12/31-04/12/31	6/30/2004	252,359 85	268,712 43	(16,352 58)
14,800 00	MORGAN STANLEY	COM NEW	86/12/31-04/12/31	7/23/2004	714,016 68	755,628 57	(41,611 89)
14,500 00	MORGAN STANLEY	COM NEW	86/12/31-04/12/31	7/26/2004	691,543 91	693,758 71	(2,214 80)
14,200 00	MORGAN STANLEY	COM NEW	86/12/31-04/12/31	7/27/2004	686,254 31	670,654 49	15,599 82
14,500 00	MORGAN STANLEY	COM NEW	86/12/31-04/12/31	7/28/2004	700,704 79	673,716 81	26,987 98
1,800 00	MOTOROLA INC	COM	86/12/31-04/12/31	4/7/2004	32,506 33	28,026 24	4,480 09
2,700 00	MOTOROLA INC	COM	86/12/31-04/12/31	4/8/2004	48,981 98	36,342 27	12,639 71
8,000 00	MOTOROLA INC	COM	86/12/31-04/12/31	4/12/2004	144,008 62	107,023 00	36,985 62
2,200 00	MOTOROLA INC	COM	86/12/31-04/12/31	4/23/2004	44,943 62	29,408 72	15,534 90
2,750 00	MOTOROLA INC	COM	86/12/31-04/12/31	4/27/2004	56,556 82	36,760 90	19,795 92
1,500 00	MOTOROLA INC	COM	86/12/31-04/12/31	4/28/2004	29,919 49	20,018 19	9,901 30
900 00	MOTOROLA INC	COM	86/12/31-04/12/31	4/29/2004	17,273 20	11,945 43	5,327 77
1,800 00	MOTOROLA INC	COM	86/12/31-04/12/31	5/11/2004	33,891 30	23,886 66	10,104 64
1,350 00	MOTOROLA INC	COM	86/12/31-04/12/31	5/14/2004	25,665 19	17,906 81	7,758 38
2,850 00	MOTOROLA INC	COM	86/12/31-04/12/31	5/20/2004	55,402 99	37,736 50	17,666 49
1,700 00	MOTOROLA INC	COM	86/12/31-04/12/31	5/21/2004	33,217 73	22,466 30	10,751 43
1,800 00	MOTOROLA INC	COM	86/12/31-04/12/31	5/24/2004	35,562 84	23,780 10	11,782 74
2,800 00	MOTOROLA INC	COM	86/12/31-04/12/31	5/27/2004	55,280 50	36,963 08	18,317 42
2,300 00	MOTOROLA INC	COM	86/12/31-04/12/31	5/28/2004	45,239 94	30,306 99	14,932 95
900 00	MOTOROLA INC	COM	86/12/31-04/12/31	6/3/2004	17,833 17	11,838 96	5,994 21
1,800 00	MOTOROLA INC	COM	86/12/31-04/12/31	6/4/2004	35,663 28	23,532 72	12,130 56
1,900 00	MOTOROLA INC	COM	86/12/31-04/12/31	6/7/2004	38,243 06	24,797 02	13,446 04
1,900 00	MOTOROLA INC	COM	86/12/31-04/12/31	6/8/2004	38,515 89	24,770 11	13,745 78
1,800 00	MOTOROLA INC	COM	86/12/31-04/12/31	6/10/2004	36,009 77	23,466 42	12,543 35
60,000 00	MOTOROLA INC	COM	86/12/31-04/12/31	6/14/2004	1,194,000 00	687,984 32	506,015 68
17,050 00	MOTOROLA INC	COM	86/12/31-04/12/31	11/26/2004	324,206 68	293,436 47	30,770 21
6,800 00	MOTOROLA INC	COM	86/12/31-04/12/31	11/30/2004	170,123 77	150,123 07	20,000 70
1,200 00	MOTOROLA INC	COM	86/12/31-04/12/31	12/1/2004	23,607 52	20,410 08	3,197 44
2,500 00	MOTOROLA INC	COM	86/12/31-04/12/31	12/7/2004	45,849 42	38,021 00	7,828 42
1,900 00	MOTOROLA INC	COM	86/12/31-04/12/31	12/8/2004	34,058 98	28,895 96	5,163 02
1,350 00	MOTOROLA INC	COM	86/12/31-04/12/31	12/9/2004	23,945 73	20,531 34	3,414 39
3,100 00	MOTOROLA INC	COM	86/12/31-04/12/31	12/13/2004	52,623 74	47,146 04	5,477 70
1,550 00	MOTOROLA INC	COM	86/12/31-04/12/31	12/14/2004	26,299 63	23,573 02	2,726 61
3,350 00	MOTOROLA INC	COM	86/12/31-04/12/31	12/15/2004	56,953 69	50,862 60	6,091 09
3,500 00	MOTOROLA INC	COM	86/12/31-04/12/31	12/16/2004	60,343 83	52,701 91	7,641 92
500 00	MOTOROLA INC	COM	86/12/31-04/12/31	12/21/2004	8,692 29	7,486 39	1,205 90
2,800 00	MOTOROLA INC	COM	86/12/31-04/12/31	12/22/2004	48,698 69	41,923 80	6,774 89
1,500 00	OCCIDENTAL PETE CORP	COM	86/12/31-04/12/31	2/2/2004	65,896 56	49,696 20	16,200 36
300 00	OCCIDENTAL PETE CORP	COM	86/12/31-04/12/31	2/3/2004	13,196 74	9,939 24	3,257 50
1,300 00	OCCIDENTAL PETE CORP	COM	86/12/31-04/12/31	2/10/2004	58,117 15	42,832 14	15,285 01
1,100 00	OCCIDENTAL PETE CORP	COM	86/12/31-04/12/31	2/11/2004	49,214 55	36,019 08	13,195 47
1,700 00	OCCIDENTAL PETE CORP	COM	86/12/31-04/12/31	2/12/2004	75,935 78	55,312 81	20,622 97
1,700 00	OCCIDENTAL PETE CORP	COM	86/12/31-04/12/31	2/24/2004	75,146 58	55,150 01	19,996 57
1,700 00	OCCIDENTAL PETE CORP	COM	86/12/31-04/12/31	2/25/2004	75,598 76	55,091 99	20,506 77
1,900 00	OCCIDENTAL PETE CORP	COM	86/12/31-04/12/31	2/26/2004	84,355 94	61,482 10	22,873 84
1,800 00	OCCIDENTAL PETE CORP	COM	86/12/31-04/12/31	3/2/2004	82,479 80	56,254 62	26,225 18

THE ROCKEFELLER FOUNDATION
EMPLOYEE ID NO 13-1659629
GAIN AND LOSSES FOR TAX ON INVESTMENT INCOME
FORM 990 PF 2004 PART IV

Shares/Par Value	Security Name	Security Description	Date Bought	Date Sold	Proceeds	Cost	Realized
1,700 00	OCCIDENTAL PETE CORP	COM	86/12/31-04/12/31	3/3/2004	76,872 52	52,474 75	24,397 77
1 850 00	OCCIDENTAL PETE CORP	COM	86/12/31-04/12/31	3/4/2004	83,294 84	57,007 61	26,287 23
2,000 00	OCCIDENTAL PETE CORP	COM	86/12/31-04/12/31	3/11/2004	89,179 11	61 428 60	27,750 51
1,600 00	OCCIDENTAL PETE CORP	COM	86/12/31-04/12/31	3/16/2004	72,807 23	48,863 16	23,944 07
600 00	OCCIDENTAL PETE CORP	COM	86/12/31-04/12/31	4/19/2004	29,390 55	18,307 02	11 083 53
250 00	OCCIDENTAL PETE CORP	COM	86/12/31-04/12/31	4/20/2004	12,208 79	7,627 92	4,580 87
300 00	OCCIDENTAL PETE CORP	COM	86/12/31-04/12/31	5/7/2004	14,353 46	9,153 51	5,199 95
1,000 00	OCCIDENTAL PETE CORP	COM	86/12/31-04/12/31	5/11/2004	45,366 33	30,414 01	14,952 32
35,100 00	OCCIDENTAL PETE CORP	COM	86/12/31-04/12/31	7/1/2004	1,699,825 13	1,601,580 54	98,244 59
2,900 00	OCCIDENTAL PETE CORP	COM	86/12/31-04/12/31	7/7/2004	140,768 21	88,014 85	52,753 36
900 00	OCCIDENTAL PETE CORP	COM	86/12/31-04/12/31	7/9/2004	44,108 77	27,288 45	16,820 32
2,750 00	OCCIDENTAL PETE CORP	COM	86/12/31-04/12/31	8/11/2004	136,428 98	114,735 01	21,693 97
1,150 00	OCCIDENTAL PETE CORP	COM	86/12/31-04/12/31	9/7/2004	60,674 30	44,229 61	16,444 69
250 00	OCCIDENTAL PETE CORP	COM	86/12/31-04/12/31	9/10/2004	13,248 41	7,574 17	5,674 24
1,850 00	PEPSICO INC	COM	86/12/31-04/12/31	4/14/2004	100,913 84	84,370 80	16,543 04
1,850 00	PEPSICO INC	COM	86/12/31-04/12/31	4/15/2004	101,570 95	78,333 96	23,236 99
250 00	PEPSICO INC	COM	86/12/31-04/12/31	4/20/2004	13,750 32	10,579 70	3,170 62
1,950 00	PEPSICO INC	COM	86/12/31-04/12/31	5/17/2004	103,791 58	82,401 47	21,390 11
1,900 00	PEPSICO INC	COM	86/12/31-04/12/31	5/18/2004	101,465 60	80,001 33	21,464 27
850 00	PEPSICO INC	COM	86/12/31-04/12/31	5/21/2004	45,899 26	35,713 60	10,185 66
48,800 00	PEPSICO INC	COM	86/12/31-04/12/31	6/14/2004	2,571,660 00	1,901,120 67	670,539 33
1,300 00	PFIZER INC	COM	86/12/31-04/12/31	2/5/2004	49,753 48	40,875 25	8 878 23
1,800 00	PFIZER INC	COM	86/12/31-04/12/31	4/22/2004	66,040 45	66,559 32	(518 87)
69,950 00	PFIZER INC	COM	86/12/31-04/12/31	6/14/2004	2 494 417 00	2 144,991 65	349 425 35
1,450 00	PHELPS DODGE CORP	COM	86/12/31-04/12/31	5/27/2004	100,253 55	102,857 05	(2,603 50)
650 00	PHELPS DODGE CORP	COM	86/12/31-04/12/31	5/28/2004	44,210 21	46,108 34	(1,898 13)
950 00	PHELPS DODGE CORP	COM	86/12/31-04/12/31	6/10/2004	64,120 07	67,370 14	(3,250 07)
10,850 00	PHELPS DODGE CORP	COM	86/12/31-04/12/31	6/15/2004	738,177 66	721,192 39	16,985 27
1,400 00	PUBLIC SVC ENTERPRISE GROUP	COM	86/12/31-04/12/31	3/31/2004	65,732 05	57,562 83	8,169 22
9,900 00	PUBLIC SVC ENTERPRISE GROUP	COM	86/12/31-04/12/31	6/15/2004	401,667 25	405,755 52	(4,088 27)
6,500 00	PUBLIC SVC ENTERPRISE GROUP	COM	86/12/31-04/12/31	7/9/2004	254,487 89	264,532 68	(10,044 79)
5,400 00	PUBLIC SVC ENTERPRISE GROUP	COM	86/12/31-04/12/31	7/12/2004	210,910 42	219,202 20	(8,291 78)
2,550 00	PUBLIC SVC ENTERPRISE GROUP	COM	86/12/31-04/12/31	7/13/2004	99,443 85	103,512 15	(4,088 30)
4,900 00	PUBLIC SVC ENTERPRISE GROUP	COM	86/12/31-04/12/31	7/14/2004	191,054 85	198,044 77	(6,989 92)
4,200 00	PUBLIC SVC ENTERPRISE GROUP	COM	86/12/31-04/12/31	7/15/2004	163,763 82	161,251 74	2,512 08
9,000 00	PUBLIC SVC ENTERPRISE GROUP	COM	86/12/31-04/12/31	7/16/2004	352,250 85	323,196 46	29,054 39
16,400 00	PUBLIC SVC ENTERPRISE GROUP	COM	86/12/31-04/12/31	7/19/2004	651,022 11	582,948 29	68,073 82
7,800 00	PUBLIC SVC ENTERPRISE GROUP	COM	86/12/31-04/12/31	7/20/2004	314,916 84	270,186 24	44,730 60
0 27	THE ST PAUL TRAVELERS COS INC	COM	86/12/31-04/12/31	4/26/2004	11 11	10 70	0 41
15,800 00	THE ST PAUL TRAVELERS COS INC	COM	86/12/31-04/12/31	6/24/2004	647,110 19	596,542 12	50,568 07
250 00	THE ST PAUL TRAVELERS COS INC	COM	86/12/31-04/12/31	9/20/2004	8,643 67	9,765 15	(1,121 48)
2,550 00	THE ST PAUL TRAVELERS COS INC	COM	86/12/31-04/12/31	9/21/2004	89,303 75	99,424 33	(10,120 58)
200 00	THE ST PAUL TRAVELERS COS INC	COM	86/12/31-04/12/31	9/22/2004	6,930 99	7,794 10	(863 11)
400 00	THE ST PAUL TRAVELERS COS INC	COM	86/12/31-04/12/31	9/23/2004	13,822 39	15,588 20	(1,765 81)
3,900 00	THE ST PAUL TRAVELERS COS INC	COM	86/12/31-04/12/31	10/6/2004	131,043 94	150,575 84	(19,531 90)
1,550 00	STAPLES INC	COM	86/12/31-04/12/31	6/9/2004	44,721 41	40,744 23	3,977 18
50,700 00	STAPLES INC	COM	86/12/31-04/12/31	6/14/2004	1,458,639 00	1,040,401 36	418,237 64
2,100 00	TARGET CORP	COM	86/12/31-04/12/31	2/27/2004	92,532 25	80,166 36	12,365 89
1,700 00	TARGET CORP	COM	86/12/31-04/12/31	3/1/2004	75,459 74	64,401 17	11,058 57
500 00	TARGET CORP	COM	86/12/31-04/12/31	3/2/2004	22,085 28	18,876 65	3,208 63
600 00	TARGET CORP	COM	86/12/31-04/12/31	5/24/2004	26,218 42	20,926 88	5,291 54
1,600 00	TARGET CORP	COM	86/12/31-04/12/31	5/25/2004	70,416 27	46,549 04	23,867 23
1,200 00	TARGET CORP	COM	86/12/31-04/12/31	5/26/2004	52,587 32	34,897 92	17,689 40
1,200 00	TARGET CORP	COM	86/12/31-04/12/31	6/4/2004	54,337 96	33,971 40	20,366 56
2,150 00	TARGET CORP	COM	86/12/31-04/12/31	6/7/2004	97,696 72	59,992 33	37,704 39
1,000 00	TARGET CORP	COM	86/12/31-04/12/31	6/16/2004	46,044 52	46,334 90	(290 38)
4,550 00	TARGET CORP	COM	86/12/31-04/12/31	6/17/2004	208,380 12	210,823 79	(2,443 67)
800 00	TARGET CORP	COM	86/12/31-04/12/31	6/18/2004	36,955 37	37,067 92	(112 55)
1,350 00	TARGET CORP	COM	86/12/31-04/12/31	6/23/2004	61,113 20	55,116 14	5,997 06
3,800 00	TARGET CORP	COM	86/12/31-04/12/31	7/26/2004	184,734 50	182,485 37	2,249 13
6,350 00	TARGET CORP	COM	86/12/31-04/12/31	7/28/2004	280,021 46	268,660 24	11,361 22
3,100 00	TARGET CORP	COM	86/12/31-04/12/31	7/29/2004	137,969 71	131,156 97	6,812 74
7,450 00	TARGET CORP	COM	86/12/31-04/12/31	8/19/2004	326,782 13	311,429 29	15,352 84
2,500 00	TARGET CORP	COM	86/12/31-04/12/31	8/30/2004	111,811 38	102,720 29	9,091 09
1,500 00	TARGET CORP	COM	86/12/31-04/12/31	9/7/2004	68,849 13	61,629 15	7,219 98
11,100 00	TARGET CORP	COM	86/12/31-04/12/31	9/23/2004	503,338 80	327,642 86	175,695 94
3,950 00	TARGET CORP	COM	86/12/31-04/12/31	9/24/2004	182,295 74	100,245 27	82,050 47
3,750 00	TARGET CORP	COM	86/12/31-04/12/31	9/27/2004	172,794 45	93,997 64	78,796 81
7,300 00	TARGET CORP	COM	86/12/31-04/12/31	10/7/2004	347,436 82	181,527 80	165,909 02
1,550 00	TARGET CORP	COM	86/12/31-04/12/31	10/8/2004	73,498 19	37,472 36	36,025 83
4,650 00	TARGET CORP	COM	86/12/31-04/12/31	10/11/2004	223,211 05	111,901 22	111,309 83
3,200 00	TIME WARNER INC NEW	COM	86/12/31-04/12/31	6/10/2004	55,866 53	53,971 44	1,895 09
98,600 00	TIME WARNER INC NEW	COM	86/12/31-04/12/31	6/14/2004	1,725,500 00	1,539,423 82	186,076 18
2,500 00	TYCO INTL LTD	NEW COM	86/12/31-04/12/31	3/9/2004	73,057 14	54,681 90	18,375 24
7,500 00	TYCO INTL LTD	NEW COM	86/12/31-04/12/31	8/13/2004	225,399 72	171,585 79	53,813 93
9,600 00	TYCO INTL LTD	NEW COM	86/12/31-04/12/31	8/16/2004	293,790 56	187,689 08	106,101 48
6,750 00	TYCO INTL LTD	NEW COM	86/12/31-04/12/31	8/17/2004	206,385 19	129,908 37	76,476 82
7,100 00	TYCO INTL LTD	NEW COM	86/12/31-04/12/31	9/7/2004	221,076 74	136,079 23	84,997 51
7,050 00	TYCO INTL LTD	NEW COM	86/12/31-04/12/31	9/9/2004	216,553 31	134,221 35	82,331 96
3,250 00	TYCO INTL LTD	NEW COM	86/12/31-04/12/31	11/3/2004	106,961 82	102,324 62	4,637 20
3,050 00	TYCO INTL LTD	NEW COM	86/12/31-04/12/31	12/31/2004	109,235 33	95,782 68	13,452 65
850 00	UNITED TECHNOLOGIES CORP	COM	86/12/31-04/12/31	4/8/2004	76,918 43	77,687 28	(768 85)
450 00	UNITED TECHNOLOGIES CORP	COM	86/12/31-04/12/31	4/12/2004	40,414 00	40,496 45	(82 45)
1,600 00	UNITED TECHNOLOGIES CORP	COM	86/12/31-04/12/31	5/4/2004	138,322 84	140 559 39	(2,236 55)
1,600 00	UNITED TECHNOLOGIES CORP	COM	86/12/31-04/12/31	5/5/2004	137,487 98	135,403 59	2,084 39

THE ROCKEFELLER FOUNDATION
EMPLOYEE ID NO 13-1659629
GAIN AND LOSSES FOR TAX ON INVESTMENT INCOME
FORM 990 PF 2004, PART IV

Shares/Par Value	Security Name	Security Description	Date Bought	Date Sold	Proceeds	Cost	Realized
1,650 00	UNITED TECHNOLOGIES CORP	COM	86/12/31-04/12/31	5/6/2004	141,784 32	135,871 70	5,912 62
1,400 00	UNITED TECHNOLOGIES CORP	COM	86/12/31-04/12/31	5/7/2004	119,741 71	108,841 18	10,900 53
1,600 00	UNITED TECHNOLOGIES CORP	COM	86/12/31-04/12/31	5/10/2004	133,813 34	118,602 96	15,210 38
2,000 00	UNITED TECHNOLOGIES CORP	COM	86/12/31-04/12/31	5/11/2004	166,106 91	144,876 33	21,230 58
2,650 00	UNITED TECHNOLOGIES CORP	COM	86/12/31-04/12/31	5/12/2004	220,691 34	183,773 34	36,918 00
2,000 00	UNITED TECHNOLOGIES CORP	COM	86/12/31-04/12/31	5/13/2004	167,075 48	125,731 50	41,343 98
1,650 00	UNITED TECHNOLOGIES CORP	COM	86/12/31-04/12/31	5/14/2004	137,441 62	102,947 66	34,493 96
2,000 00	UNITED TECHNOLOGIES CORP	COM	86/12/31-04/12/31	5/17/2004	164,269 75	123,603 48	40,666 27
1,350 00	UNITED TECHNOLOGIES CORP	COM	86/12/31-04/12/31	5/18/2004	110,648 26	82,890 94	27,757 32
1,750 00	UNITED TECHNOLOGIES CORP	COM	86/12/31-04/12/31	5/19/2004	144,632 19	107,404 69	37,227 50
1,450 00	UNITED TECHNOLOGIES CORP	COM	86/12/31-04/12/31	5/20/2004	118,257 49	88,812 24	29,445 25
1,600 00	UNITED TECHNOLOGIES CORP	COM	86/12/31-04/12/31	5/21/2004	129,997 43	97,777 11	32,220 32
2,600 00	UNITED TECHNOLOGIES CORP	COM	86/12/31-04/12/31	5/24/2004	213,595 65	158,730 23	54,865 42
2,200 00	UNITED TECHNOLOGIES CORP	COM	86/12/31-04/12/31	5/25/2004	183,150 55	134,282 58	48,867 97
1,600 00	UNITED TECHNOLOGIES CORP	COM	86/12/31-04/12/31	5/26/2004	133,225 20	97,657 08	35,568 12
1,700 00	UNITED TECHNOLOGIES CORP	COM	86/12/31-04/12/31	5/27/2004	142,494 23	103,688 49	38,805 74
1,025 00	UNITED TECHNOLOGIES CORP	COM	86/12/31-04/12/31	5/28/2004	86,260 44	62,499 28	23,761 16
400 00	UTSTARCOM INC	COM	86/12/31-04/12/31	1/20/2004	15,204 48	15,457 84	(253 36)
2,950 00	UTSTARCOM INC	COM	86/12/31-04/12/31	2/6/2004	101,273 77	114,001 57	(12,727 80)
18,300 00	WASTE MGMT INC DEL	COM	86/12/31-04/12/31	8/16/2004	512,197 68	548,471 84	(36,274 16)
5,000 00	WASTE MGMT INC DEL	COM	86/12/31-04/12/31	8/30/2004	139,669 22	148,866 78	(9,197 56)
3,500 00	WASTE MGMT INC DEL	COM	86/12/31-04/12/31	11/10/2004	103,225 88	104,002 50	(776 62)
1,750 00	WASTE MGMT INC DEL	COM	86/12/31-04/12/31	11/11/2004	51,598 07	52,001 25	(403 18)
2,450 00	WASTE MGMT INC DEL	COM	86/12/31-04/12/31	11/12/2004	72,441 62	72,801 75	(360 13)
13,750 00	WASTE MGMT INC DEL	COM	86/12/31-04/12/31	11/29/2004	408,641 80	408,581 25	60 55
12,700 00	WASTE MGMT INC DEL	COM	86/12/31-04/12/31	11/30/2004	374,787 27	376,204 71	(1,417 44)
5,450 00	WASTE MGMT INC DEL	COM	86/12/31-04/12/31	12/1/2004	162,005 63	160,868 76	1,136 87
19,300 00	WASTE MGMT INC DEL	COM	86/12/31-04/12/31	12/2/2004	573,013 21	565,217 47	7,795 74
550 00	WASTE MGMT INC DEL	COM	86/12/31-04/12/31	12/8/2004	16,561 21	15,867 56	693 65
7,850 00	WASTE MGMT INC DEL	COM	86/12/31-04/12/31	12/9/2004	236,385 43	225,988 03	10,397 40
6,300 00	WASTE MGMT INC DEL	COM	86/12/31-04/12/31	12/10/2004	193,098 66	179,847 53	13,251 13
10,200 00	WASTE MGMT INC DEL	COM	86/12/31-04/12/31	12/15/2004	314,771 76	287,254 12	27,517 64
600 00	WASTE MGMT INC DEL	COM	86/12/31-04/12/31	12/17/2004	17,999 57	16,767 42	1,232 15
11,300 00	WASTE MGMT INC DEL	COM	86/12/31-04/12/31	12/20/2004	332,338 76	312,544 67	19,794 09
11,300 00	WASTE MGMT INC DEL	COM	86/12/31-04/12/31	12/21/2004	334,032 60	308,064 32	25,968 28
10,550 00	WASTE MGMT INC DEL	COM	86/12/31-04/12/31	12/22/2004	312,204 11	281,067 25	31,136 86
400 00	WELLS FARGO + CO NEW	COM	86/12/31-04/12/31	1/2/2004	23,470 90	18,801 44	4,669 46
64,100 00	WELLS FARGO + CO NEW	COM	86/12/31-04/12/31	6/15/2004	3,747,614 93	2,727,245 53	1,020,369 40
1,900 00	NOBLE CORPORATION	SHS	86/12/31-04/12/31	2/17/2004	76,078 13	66,478 16	9,599 97
1,900 00	NOBLE CORPORATION	SHS	86/12/31-04/12/31	2/18/2004	75,816 70	66,378 14	9,438 56
1,900 00	NOBLE CORPORATION	SHS	86/12/31-04/12/31	2/19/2004	75,907 52	66,310 28	9,597 24
1,800 00	NOBLE CORPORATION	SHS	86/12/31-04/12/31	2/20/2004	72,333 57	62,784 68	9,548 89
1,600 00	NOBLE CORPORATION	SHS	86/12/31-04/12/31	2/23/2004	63,813 02	55,795 13	8,017 89
1,800 00	NOBLE CORPORATION	SHS	86/12/31-04/12/31	2/24/2004	72,055 86	62,707 86	9,348 00
1,700 00	NOBLE CORPORATION	SHS	86/12/31-04/12/31	2/25/2004	68,203 54	59,183 80	9,019 74
1,800 00	NOBLE CORPORATION	SHS	86/12/31-04/12/31	2/26/2004	72,507 65	62,622 54	9,885 11
1,800 00	NOBLE CORPORATION	SHS	86/12/31-04/12/31	2/27/2004	73,031 61	62,583 11	10,448 50
2,200 00	NOBLE CORPORATION	SHS	86/12/31-04/12/31	3/1/2004	90,736 99	76,413 60	14,323 39
1,800 00	NOBLE CORPORATION	SHS	86/12/31-04/12/31	3/2/2004	75,636 28	62,420 24	13,216 04
1,800 00	NOBLE CORPORATION	SHS	86/12/31-04/12/31	3/3/2004	75,235 44	62,391 04	12,844 40
1,800 00	NOBLE CORPORATION	SHS	86/12/31-04/12/31	3/4/2004	76,085 01	62,331 00	13,754 01
1,800 00	NOBLE CORPORATION	SHS	86/12/31-04/12/31	3/5/2004	75,806 20	61,991 10	13,815 10
1,800 00	NOBLE CORPORATION	SHS	86/12/31-04/12/31	3/8/2004	74,944 39	61,895 90	13,048 49
1,800 00	NOBLE CORPORATION	SHS	86/12/31-04/12/31	3/9/2004	72,932 43	61,426 64	11,505 79
1,800 00	NOBLE CORPORATION	SHS	86/12/31-04/12/31	3/10/2004	71,001 46	60,340 03	10,661 43
1,900 00	NOBLE CORPORATION	SHS	86/12/31-04/12/31	3/11/2004	74,259 17	62,286 94	11,972 23
1,950 00	NOBLE CORPORATION	SHS	86/12/31-04/12/31	3/12/2004	76,834 21	63,060 13	13,774 08
7,200 00	AFLAC INC	COM	86/12/31-04/12/31	6/22/2004	290,310 87	217,446 50	72,864 37
3,835 00	AFLAC INC	COM	86/12/31-04/12/31	11/15/2004	144,009 31	113,546 64	30,462 67
1,645 00	AFLAC INC	COM	86/12/31-04/12/31	11/18/2004	61,363 80	48,071 18	13,292 62
3,700 00	AFLAC INC	COM	86/12/31-04/12/31	11/19/2004	138,507 73	108,123 62	30,384 11
1,755 00	AFLAC INC	COM	86/12/31-04/12/31	11/22/2004	66,506 80	51,285 66	15,221 14
2,025 00	AFLAC INC	COM	86/12/31-04/12/31	11/26/2004	76,289 63	59,175 77	17,093 86
1,320 00	AFLAC INC	COM	86/12/31-04/12/31	11/29/2004	49,700 53	38,573 83	11,126 70
5,465 00	AFLAC INC	COM	86/12/31-04/12/31	12/1/2004	208,395 78	159,701 51	48,694 27
1,595 00	AFLAC INC	COM	86/12/31-04/12/31	12/2/2004	62,989 38	46,610 05	16,379 33
605 00	AFLAC INC	COM	86/12/31-04/12/31	12/8/2004	23,798 51	17,679 67	6,118 84
1,015 00	AFLAC INC	COM	86/12/31-04/12/31	12/9/2004	39,657 96	29,660 94	9,997 02
1,735 00	AFLAC INC	COM	86/12/31-04/12/31	12/9/2004	67,717 72	50,701 21	17,016 51
2,125 00	AFLAC INC	COM	86/12/31-04/12/31	12/10/2004	83,274 88	62,098 03	21,176 85
175 00	AFLAC INC	COM	86/12/31-04/12/31	12/10/2004	6,865 45	5,113 95	1,751 50
1,240 00	AFLAC INC	COM	86/12/31-04/12/31	12/13/2004	49,343 03	36,236 02	13,107 01
1,270 00	AFLAC INC	COM	86/12/31-04/12/31	12/13/2004	50,196 33	37,112 70	13,083 63
640 00	AFLAC INC	COM	86/12/31-04/12/31	12/14/2004	25,516 39	18,702 46	6,813 93
27,200 00	AMAZON COM INC	COM	86/12/31-04/12/31	6/22/2004	1,313,965 86	670,657 61	643,308 25
13,200 00	AMERICAN INTL GROUP INC	COM	86/12/31-04/12/31	6/22/2004	942,827 52	1,300,328 04	(357,500 52)
29,500 00	AMGEN INC	COM	86/12/31-04/12/31	6/22/2004	1,543,265 20	1,771,967 86	(228,702 66)
1,510 00	AMGEN INC	COM	86/12/31-04/12/31	7/27/2004	84,396 15	83,291 60	1,104 55
125 00	AMGEN INC	COM	86/12/31-04/12/31	7/27/2004	7,001 76	6,895 00	106 76
770 00	AMGEN INC	COM	86/12/31-04/12/31	7/28/2004	43,800 88	42,473 20	1,327 68
285 00	AMGEN INC	COM	86/12/31-04/12/31	7/29/2004	16,342 94	15,720 60	622 34
285 00	AMGEN INC	COM	86/12/31-04/12/31	7/30/2004	16,413 67	15,720 60	693 07
320 00	AMGEN INC	COM	86/12/31-04/12/31	8/3/2004	18,142 74	17,651 20	491 54
105 00	AMGEN INC	COM	86/12/31-04/12/31	8/4/2004	5,990 10	5,791 80	198 30
54,400 00	APPLIED MATERIALS INC	COM	86/12/31-04/12/31	6/22/2004	999,222 95	1,175,205 44	(175,982 49)

THE ROCKEFELLER FOUNDATION
EMPLOYEE ID NO 13-1659629
GAIN AND LOSSES FOR TAX ON INVESTMENT INCOME
FORM 990 PF 2004, PART IV

Shares/Par Value	Security Name	Security Description	Date Bought	Date Sold	Proceeds	Cost	Realized
2,210 00	APPLIED MATERIALS INC	COM	86/12/31-04/12/31	7/26/2004	35,795 19	46,908 24	(11,113 05)
585 00	APPLIED MATERIALS INC	COM	86/12/31-04/12/31	7/27/2004	9,494 67	12,416 89	(2,922 22)
4,205 00	APPLIED MATERIALS INC	COM	86/12/31-04/12/31	7/29/2004	68,779 99	89,253 02	(20,473 03)
10,340 00	APPLIED MATERIALS INC	COM	86/12/31-04/12/31	7/30/2004	174,542 34	219,471 15	(44,928 81)
1,140 00	APPLIED MATERIALS INC	COM	86/12/31-04/12/31	8/2/2004	19,337 36	24,197 01	(4 859 65)
500 00	APPLIED MATERIALS INC	COM	86/12/31-04/12/31	8/2/2004	8,551 19	10,612 73	(2,061 54)
1,235 00	APPLIED MATERIALS INC	COM	86/12/31-04/12/31	8/4/2004	21,011 17	26,213 43	(5,202 26)
3,280 00	APPLIED MATERIALS INC	COM	86/12/31-04/12/31	9/1/2004	52,671 95	69,619 48	(16,947 53)
3,575 00	APPLIED MATERIALS INC	COM	86/12/31-04/12/31	9/21/2004	62,677 57	75,880 98	(13,203 41)
5,120 00	APPLIED MATERIALS INC	COM	86/12/31-04/12/31	9/22/2004	87,858 15	108,674 30	(20,816 15)
4,905 00	APPLIED MATERIALS INC	COM	86/12/31-04/12/31	9/22/2004	83,516 94	104,110 83	(20,593 89)
17,900 00	CISCO SYS INC	COM	86/12/31-04/12/31	6/22/2004	411,867 55	951,438 70	(539,571 15)
31,300 00	DELL INC	COM	86/12/31-04/12/31	6/22/2004	1,083,793 44	800,694 69	283,098 75
16,500 00	GENENTECH INC	COM	86/12/31-04/12/31	6/22/2004	855,635 30	540,553 19	315,082 11
31,000 00	HARLEY DAVIDSON INC	COM	86/12/31-04/12/31	6/22/2004	1,889,638 24	1,407,117 61	482,520 63
27,000 00	INTEL CORP	COM	86/12/31-04/12/31	6/22/2004	749,232 43	1,131,534 90	(382,302 47)
49,710 00	INTEL CORP	COM	86/12/31-04/12/31	7/23/2004	1,135,235 44	1,734,384 95	(599,149 51)
52,790 00	INTEL CORP	COM	86/12/31-04/12/31	7/23/2004	1,200,157 78	1,036,244 18	163,913 60
11,800 00	LILLY ELI + CO	COM	86/12/31-04/12/31	6/22/2004	859,796 30	879,187 31	(19,391 01)
420 00	LILLY ELI + CO	COM	86/12/31-04/12/31	7/27/2004	26,734 01	28,641 23	(1,907 22)
225 00	LILLY ELI + CO	COM	86/12/31-04/12/31	7/28/2004	14,345 03	15,343 51	(998 48)
470 00	LILLY ELI + CO	COM	86/12/31-04/12/31	7/29/2004	30,026 13	32,050 90	(2,024 77)
210 00	LILLY ELI + CO	COM	86/12/31-04/12/31	7/30/2004	13,493 90	14,320 61	(826 71)
905 00	LILLY ELI + CO	COM	86/12/31-04/12/31	8/3/2004	57,474 84	59,222 54	(1,747 70)
675 00	LILLY ELI + CO	COM	86/12/31-04/12/31	8/4/2004	43,203 23	38,715 64	4,487 59
335 00	LILLY ELI + CO	COM	86/12/31-04/12/31	8/19/2004	21,470 14	19,214 43	2,255 71
335 00	LILLY ELI + CO	COM	86/12/31-04/12/31	8/23/2004	21,619 85	19,214 43	2,405 42
25 00	LILLY ELI + CO	COM	86/12/31-04/12/31	8/30/2004	1,579 21	1,433 91	145 30
1,460 00	LILLY ELI + CO	COM	86/12/31-04/12/31	9/1/2004	92,764 47	83,740 49	9,023 98
575 00	LILLY ELI + CO	COM	86/12/31-04/12/31	9/21/2004	37,500 74	32,979 99	4,520 75
1,110 00	LILLY ELI + CO	COM	86/12/31-04/12/31	9/22/2004	70,796 80	63,507 45	7,289 35
205 00	LILLY ELI + CO	COM	86/12/31-04/12/31	9/23/2004	13,162 82	11,693 84	1,468 98
450 00	LILLY ELI + CO	COM	86/12/31-04/12/31	9/24/2004	28,639 57	25,669 39	2,970 18
1,675 00	LILLY ELI + CO	COM	86/12/31-04/12/31	10/19/2004	93,871 00	95,547 19	(1,676 19)
9,405 00	LILLY ELI + CO	COM	86/12/31-04/12/31	10/20/2004	517,742 53	526,031 61	(8,289 08)
2,000 00	LILLY ELI + CO	COM	86/12/31-04/12/31	10/21/2004	107,374 28	108,080 00	(705 72)
6,525 00	LILLY ELI + CO	COM	86/12/31-04/12/31	10/22/2004	338,519 51	352,611 00	(14,091 49)
3,350 00	LILLY ELI + CO	COM	86/12/31-04/12/31	10/25/2004	169,353 27	180,918 61	(11,565 34)
1,409 00	LILLY ELI + CO	COM	86/12/31-04/12/31	10/26/2004	73,226 41	75,785 04	(2,558 63)
5,880 00	LILLY ELI + CO	COM	86/12/31-04/12/31	10/26/2004	299,028 62	316,264 03	(17,235 41)
1,356 00	LILLY ELI + CO	COM	86/12/31-04/12/31	10/27/2004	73,202 08	72,934 36	267 72
16,600 00	MAXIM INTEGRATED PRODS INC	COM	86/12/31-04/12/31	6/22/2004	842,270 91	1,125,234 32	(282,963 41)
3,915 00	MEDIMMUNE INC	COM	86/12/31-04/12/31	1/12/2004	89,888 10	126,258 75	(36,370 65)
3,585 00	MEDIMMUNE INC	COM	86/12/31-04/12/31	1/13/2004	80,973 10	115,616 25	(34,643 15)
2,955 00	MEDIMMUNE INC	COM	86/12/31-04/12/31	1/14/2004	65,827 81	95,298 75	(29,470 94)
5,945 00	MEDIMMUNE INC	COM	86/12/31-04/12/31	1/14/2004	131,843 21	191,726 25	(59,883 04)
11,650 00	MEDIMMUNE INC	COM	86/12/31-04/12/31	1/15/2004	261,444 02	375,712 50	(114,268 48)
7,495 00	MEDIMMUNE INC	COM	86/12/31-04/12/31	1/16/2004	167,620 80	227,201 34	(59,580 54)
7,170 00	MEDIMMUNE INC	COM	86/12/31-04/12/31	1/16/2004	161 220 64	223,544 95	(62,324 31)
9,235 00	MEDIMMUNE INC	COM	86/12/31-04/12/31	1/20/2004	209,367 94	273,508 61	(64,140 67)
2,390 00	MEDIMMUNE INC	COM	86/12/31-04/12/31	1/20/2004	54,331 71	72,142 00	(17,810 29)
5,305 00	MEDIMMUNE INC	COM	86/12/31-04/12/31	1/21/2004	117,891 72	152,545 58	(34,653 86)
3,495 00	MEDIMMUNE INC	COM	86/12/31-04/12/31	1/22/2004	78,722 48	99,009 04	(22,286 56)
2,885 00	MEDIMMUNE INC	COM	86/12/31-04/12/31	1/22/2004	63,522 12	81,291 80	(17,769 68)
2,800 00	MEDIMMUNE INC	COM	86/12/31-04/12/31	1/23/2004	61,359 68	78,888 43	(17,528 75)
800 00	MEDIMMUNE INC	COM	86/12/31-04/12/31	1/23/2004	17,424 22	22,372 48	(4,948 26)
8,000 00	MEDIMMUNE INC	COM	86/12/31-04/12/31	1/23/2004	173,969 43	224,145 77	(50,176 34)
2,370 00	MEDIMMUNE INC	COM	86/12/31-04/12/31	1/26/2004	50,587 64	66,227 86	(15,640 22)
7,495.00	MEDIMMUNE INC	COM	86/12/31-04/12/31	1/27/2004	157,546 49	206,762 33	(49,215 84)
13,100 00	MICROSOFT CORP	COM	86/12/31-04/12/31	3/4/2004	344,276.81	368,765 00	(24,488 19)
5,000 00	MICROSOFT CORP	COM	86/12/31-04/12/31	3/5/2004	131,749 85	133,660 94	(1,911 09)
6,555 00	MICROSOFT CORP	COM	86/12/31-04/12/31	3/9/2004	168,102 30	170,225 16	(2,122 86)
7,195 00	MICROSOFT CORP	COM	86/12/31-04/12/31	3/9/2004	185,247 46	186,845 15	(1,597 69)
11,480 00	MICROSOFT CORP	COM	86/12/31-04/12/31	3/9/2004	294,799 46	298,121 25	(3,321 79)
500 00	MICROSOFT CORP	COM	86/12/31-04/12/31	3/10/2004	12,779 50	11,695 00	1,084 50
2,600 00	MICROSOFT CORP	COM	86/12/31-04/12/31	3/10/2004	66,523 34	63,186 45	3,336 89
7,100 00	MICROSOFT CORP	COM	86/12/31-04/12/31	3/11/2004	180,652 44	166,069 00	14,583 44
3,500 00	MICROSOFT CORP	COM	86/12/31-04/12/31	3/11/2004	89,497 10	81,865 00	7,632 10
6,600 00	MICROSOFT CORP	COM	86/12/31-04/12/31	3/12/2004	168,924 63	154,374 00	12,550 63
3,015 00	MICROSOFT CORP	COM	86/12/31-04/12/31	3/16/2004	76,044 37	70,520 85	5,523 52
2,655 00	MICROSOFT CORP	COM	86/12/31-04/12/31	3/16/2004	66,730 28	62,100 45	4,629 83
3,610 00	MICROSOFT CORP	COM	86/12/31-04/12/31	3/16/2004	91,196 58	84,437 90	6,758 68
6,840 00	MICROSOFT CORP	COM	86/12/31-04/12/31	3/17/2004	173,079 43	159,987 60	13,091 83
56,700 00	NETWORK APPLIANCE INC	COM	86/12/31-04/12/31	3/26/2004	1,208,751 38	1,866,451 44	(657,700 06)
5,390 00	NETWORK APPLIANCE INC	COM	86/12/31-04/12/31	6/16/2004	105,321 89	109,958 16	(4,636 27)
3,640 00	NETWORK APPLIANCE INC	COM	86/12/31-04/12/31	6/18/2004	71,198 90	74,257 46	(3,058 56)
50,870 00	NETWORK APPLIANCE INC	COM	86/12/31-04/12/31	6/22/2004	986,437 72	989,100 05	(2,662 33)
11,100 00	PIXAR	COM	86/12/31-04/12/31	6/22/2004	747,710 68	365,996 40	381,714 28
2,200 00	PROGRESSIVE CORP OHIO	COM	86/12/31-04/12/31	3/24/2004	190,254 95	72,561 21	117,693 74
17,900 00	PROGRESSIVE CORP OHIO	COM	86/12/31-04/12/31	6/22/2004	1,523,513 87	590,384 36	933,129 51
153,200 00	SCHWAB CHARLES CORP	NEW COM STK	86/12/31-04/12/31	6/22/2004	1,399,234 59	2,900,303 07	(1,501,068 48)
1,400 00	SCHWAB CHARLES CORP	NEW COM STK	86/12/31-04/12/31	7/28/2004	12,025 71	15,402 82	(3,377 11)
27,520 00	SCHWAB CHARLES CORP	NEW COM STK	86/12/31-04/12/31	7/29/2004	243,430 69	296,749 78	(53,319 09)
23,080 00	SCHWAB CHARLES CORP	NEW COM STK	86/12/31-04/12/31	7/30/2004	202,545 31	245,961 96	(43,416 65)
2,365 00	SCHWAB CHARLES CORP	NEW COM STK	86/12/31-04/12/31	10/12/2004	20,513 05	24,620 40	(4,107 35)

THE ROCKEFELLER FOUNDATION
EMPLOYEE ID NO 13-1659629
GAIN AND LOSSES FOR TAX ON INVESTMENT INCOME
FORM 990 PF 2004, PART IV

Shares/Par Value	Security Name	Security Description	Date Bought	Date Sold	Proceeds	Cost	Realized
1,490 00	SCHWAB CHARLES CORP	NEW COM STK	86/12/31-04/12/31	10/15/2004	13,014 99	15,391 40	(2,376 41)
1,795 00	SCHWAB CHARLES CORP	NEW COM STK	86/12/31-04/12/31	10/15/2004	15,869 75	18,541 99	(2,672 24)
4,560 00	SCHWAB CHARLES CORP	NEW COM STK	86/12/31-04/12/31	10/15/2004	40,861 19	47,103 89	(6,242 70)
700 00	SCHWAB CHARLES CORP	NEW COM STK	86/12/31-04/12/31	10/15/2004	6,288 79	7,230 86	(942 07)
365 00	SCHWAB CHARLES CORP	NEW COM STK	86/12/31-04/12/31	10/18/2004	3,246 34	3,770 38	(524 04)
735 00	SCHWAB CHARLES CORP	NEW COM STK	86/12/31-04/12/31	10/18/2004	6,523 04	7,592 40	(1,069 36)
215 00	SCHWAB CHARLES CORP	NEW COM STK	86/12/31-04/12/31	10/18/2004	1,893 52	2,220 91	(327 39)
2,280 00	SCHWAB CHARLES CORP	NEW COM STK	86/12/31-04/12/31	10/19/2004	20,519 51	23,551 94	(3,032 43)
2,540 00	SCHWAB CHARLES CORP	NEW COM STK	86/12/31-04/12/31	10/19/2004	22,986 45	26,237 69	(3,251 24)
985 00	SCHWAB CHARLES CORP	NEW COM STK	86/12/31-04/12/31	10/19/2004	8,859 87	10,174 85	(1,314 98)
1,995 00	SCHWAB CHARLES CORP	NEW COM STK	86/12/31-04/12/31	10/20/2004	17,715 18	20,607 96	(2,892 78)
1,360 00	SCHWAB CHARLES CORP	NEW COM STK	86/12/31-04/12/31	10/21/2004	12,052 30	14,006 23	(1,953 93)
2,170 00	SCHWAB CHARLES CORP	NEW COM STK	86/12/31-04/12/31	10/21/2004	19,284 76	22,348 18	(3,063 42)
2,050 00	SCHWAB CHARLES CORP	NEW COM STK	86/12/31-04/12/31	10/21/2004	18,090 82	21,112 33	(3,021 51)
465 00	SCHWAB CHARLES CORP	NEW COM STK	86/12/31-04/12/31	10/21/2004	4,152 58	4,793 25	(640 67)
370 00	SCHWAB CHARLES CORP	NEW COM STK	86/12/31-04/12/31	10/22/2004	3,278 71	3,810 52	(531 81)
1,325 00	SCHWAB CHARLES CORP	NEW COM STK	86/12/31-04/12/31	10/25/2004	11,608 97	13,645 78	(2,036 81)
7,685 00	SCHWAB CHARLES CORP	NEW COM STK	86/12/31-04/12/31	10/25/2004	67,088 47	79,088 39	(11,999 92)
1,965 00	SCHWAB CHARLES CORP	NEW COM STK	86/12/31-04/12/31	10/26/2004	17,250 72	20,214 55	(2,963 83)
4,185 00	SCHWAB CHARLES CORP	NEW COM STK	86/12/31-04/12/31	10/27/2004	37,157 32	43,038 22	(5,880 90)
1,210 00	SCHWAB CHARLES CORP	NEW COM STK	86/12/31-04/12/31	10/28/2004	11,083 33	12,436 98	(1,353 65)
1,600 00	SCHWAB CHARLES CORP	NEW COM STK	86/12/31-04/12/31	11/1/2004	14,746 37	16,445 60	(1,699 23)
2,295 00	SCHWAB CHARLES CORP	NEW COM STK	86/12/31-04/12/31	11/1/2004	21,131 63	23,589 16	(2,457 53)
2,355 00	SCHWAB CHARLES CORP	NEW COM STK	86/12/31-04/12/31	11/2/2004	22,131 30	24,205 87	(2,074 57)
4,385 00	SCHWAB CHARLES CORP	NEW COM STK	86/12/31-04/12/31	11/2/2004	41,334 22	44,483 96	(3,149 74)
4,160 00	SCHWAB CHARLES CORP	NEW COM STK	86/12/31-04/12/31	11/3/2004	39,435 04	41,952 31	(2,517 27)
1,025 00	SCHWAB CHARLES CORP	NEW COM STK	86/12/31-04/12/31	11/4/2004	9,727 43	10,305 35	(577 92)
2,745 00	SCHWAB CHARLES CORP	NEW COM STK	86/12/31-04/12/31	11/4/2004	25,939 36	27,598 23	(1,658 87)
1,575 00	SCHWAB CHARLES CORP	NEW COM STK	86/12/31-04/12/31	11/4/2004	14,933 32	15,835 05	(901 73)
390 00	SCHWAB CHARLES CORP	NEW COM STK	86/12/31-04/12/31	11/4/2004	3,683 54	3,921 06	(237 52)
1,725 00	SCHWAB CHARLES CORP	NEW COM STK	86/12/31-04/12/31	11/5/2004	16,757 11	17,343 15	(586 04)
2,645 00	SCHWAB CHARLES CORP	NEW COM STK	86/12/31-04/12/31	11/5/2004	25,562 00	26,592 83	(1,030 83)
930 00	SCHWAB CHARLES CORP	NEW COM STK	86/12/31-04/12/31	11/5/2004	8,989 16	9,350 22	(361 06)
3,390 00	SCHWAB CHARLES CORP	NEW COM STK	86/12/31-04/12/31	11/10/2004	33,692 75	34,083 06	(390 31)
5,145 00	SCHWAB CHARLES CORP	NEW COM STK	86/12/31-04/12/31	11/10/2004	51,205 95	51,727 83	(521 88)
2,285 00	SCHWAB CHARLES CORP	NEW COM STK	86/12/31-04/12/31	11/11/2004	22,822 73	22,973 39	(150 66)
4,495 00	SCHWAB CHARLES CORP	NEW COM STK	86/12/31-04/12/31	11/12/2004	46,128 40	37,627 18	8,501 22
7,090 00	SCHWAB CHARLES CORP	NEW COM STK	86/12/31-04/12/31	11/12/2004	72,805 49	48,212 00	24,593 49
1,720 00	SCHWAB CHARLES CORP	NEW COM STK	86/12/31-04/12/31	11/12/2004	17,709 90	11,696 00	6,013 90
705 00	SCHWAB CHARLES CORP	NEW COM STK	86/12/31-04/12/31	11/12/2004	7,238 70	7,088 07	150 63
5,595 00	SCHWAB CHARLES CORP	NEW COM STK	86/12/31-04/12/31	11/15/2004	58,964 32	38,046 00	20,918 32
2,395 00	SCHWAB CHARLES CORP	NEW COM STK	86/12/31-04/12/31	11/17/2004	25,267 61	16,286 00	8,981 61
3,545 00	SCHWAB CHARLES CORP	NEW COM STK	86/12/31-04/12/31	11/19/2004	36,406 29	24,106 00	12,300 29
2,900 00	SCHWAB CHARLES CORP	NEW COM STK	86/12/31-04/12/31	11/22/2004	29,329 33	19,720 00	9,609 33
4,900 00	SCHWAB CHARLES CORP	NEW COM STK	86/12/31-04/12/31	11/23/2004	51,525 72	33,320 00	18,205 72
860 00	SCHWAB CHARLES CORP	NEW COM STK	86/12/31-04/12/31	11/29/2004	9,405 50	5,848 00	3,557 50
3,000 00	SCHWAB CHARLES CORP	NEW COM STK	86/12/31-04/12/31	11/29/2004	32,354 24	20,400 00	11,954 24
3,505 00	SCHWAB CHARLES CORP	NEW COM STK	86/12/31-04/12/31	11/30/2004	37,737 80	23,834 00	13,903 80
3,100 00	SCHWAB CHARLES CORP	NEW COM STK	86/12/31-04/12/31	12/1/2004	33,665 20	21,080 00	12,585 20
4,300 00	SCHWAB CHARLES CORP	NEW COM STK	86/12/31-04/12/31	12/2/2004	47,851 42	29,240 00	18,611 42
2,400 00	SCHWAB CHARLES CORP	NEW COM STK	86/12/31-04/12/31	12/3/2004	26,012 99	16,320 00	9,692 99
7,900 00	SCHWAB CHARLES CORP	NEW COM STK	86/12/31-04/12/31	12/3/2004	85,398 57	53,720 00	31,678 57
3,700 00	SCHWAB CHARLES CORP	NEW COM STK	86/12/31-04/12/31	12/3/2004	40,070 05	25,160 00	14,910 05
2,200 00	SCHWAB CHARLES CORP	NEW COM STK	86/12/31-04/12/31	12/7/2004	23,812 46	14,960 00	8,852 46
1,100 00	SCHWAB CHARLES CORP	NEW COM STK	86/12/31-04/12/31	12/8/2004	11,890 72	7,480 00	4,410 72
4,200 00	SCHWAB CHARLES CORP	NEW COM STK	86/12/31-04/12/31	12/9/2004	45,148 93	28,560 00	16,588 93
3,200 00	SCHWAB CHARLES CORP	NEW COM STK	86/12/31-04/12/31	12/9/2004	34,771 02	21,760 00	13,011 02
2,065 00	SCHWAB CHARLES CORP	NEW COM STK	86/12/31-04/12/31	12/10/2004	23,139 84	14,042 00	9,097 84
100 00	SOUTHWEST AIRLS CO	COM	86/12/31-04/12/31	3/10/2004	1,402 63	2,000 19	(597 56)
200 00	SOUTHWEST AIRLS CO	COM	86/12/31-04/12/31	3/10/2004	2,799 33	4,000 39	(1,201 06)
10,000 00	SOUTHWEST AIRLS CO	COM	86/12/31-04/12/31	3/10/2004	139,494 54	200,019 33	(60,524 79)
1,800 00	SOUTHWEST AIRLS CO	COM	86/12/31-04/12/31	3/11/2004	25,166 43	36,003 48	(10,837 05)
21,610 00	SOUTHWEST AIRLS CO	COM	86/12/31-04/12/31	3/15/2004	282,766 58	432,241 78	(149,475 20)
3,880 00	SOUTHWEST AIRLS CO	COM	86/12/31-04/12/31	3/16/2004	51,789 37	77,607 50	(25,818 13)
10,840 00	SOUTHWEST AIRLS CO	COM	86/12/31-04/12/31	3/17/2004	147,495 18	216,820 96	(69,325 78)
10,950 00	SOUTHWEST AIRLS CO	COM	86/12/31-04/12/31	3/18/2004	148,495 89	215,347 08	(66,851 19)
300 00	SOUTHWEST AIRLS CO	COM	86/12/31-04/12/31	3/19/2004	4,079 84	4,980 00	(900 16)
1,570 00	SOUTHWEST AIRLS CO	COM	86/12/31-04/12/31	3/19/2004	21,344 88	26,062 00	(4,717 12)
1,090 00	SOUTHWEST AIRLS CO	COM	86/12/31-04/12/31	3/19/2004	14,831 80	18,094 00	(3,262 20)
200 00	SOUTHWEST AIRLS CO	COM	86/12/31-04/12/31	3/19/2004	2,729 89	3,320 00	(590 11)
11,050 00	SOUTHWEST AIRLS CO	COM	86/12/31-04/12/31	3/22/2004	146,865 33	182,441 10	(35,575 77)
24,935 00	SOUTHWEST AIRLS CO	COM	86/12/31-04/12/31	3/23/2004	334,676 93	383,619 78	(48,942 85)
2,330 00	SOUTHWEST AIRLS CO	COM	86/12/31-04/12/31	3/24/2004	31,188 38	34,425 75	(3,237 37)
1,380 00	SOUTHWEST AIRLS CO	COM	86/12/31-04/12/31	3/25/2004	19,257 14	19,320 00	(62 86)
3,930 00	SOUTHWEST AIRLS CO	COM	86/12/31-04/12/31	3/25/2004	54,171 74	56,038 89	(1,867 15)
3,955 00	SOUTHWEST AIRLS CO	COM	86/12/31-04/12/31	3/26/2004	55,285 96	57,946 86	(2,660 90)
3 290 00	SOUTHWEST AIRLS CO	COM	86/12/31-04/12/31	3/26/2004	45,964 76	47,286 08	(1,321 32)
5,600 00	SOUTHWEST AIRLS CO	COM	86/12/31-04/12/31	3/29/2004	78,858 91	78,593 16	265 75
3,005 00	SOUTHWEST AIRLS CO	COM	86/12/31-04/12/31	3/30/2004	42,007 35	42,047 65	(40 30)
8,120 00	SOUTHWEST AIRLS CO	COM	86/12/31-04/12/31	3/31/2004	115,118 41	113,298 46	1,819 95
3,780 00	SOUTHWEST AIRLS CO	COM	86/12/31-04/12/31	4/1/2004	53,837 65	52,042 48	1,795 17
4,625 00	SOUTHWEST AIRLS CO	COM	86/12/31-04/12/31	4/2/2004	70,870 34	65,835 87	5,034 47
2,755 00	SOUTHWEST AIRLS CO	COM	86/12/31-04/12/31	4/5/2004	41,135 31	37,128 92	4,006 39
4,105 00	SOUTHWEST AIRLS CO	COM	86/12/31-04/12/31	4/6/2004	61,764 83	54,794 77	6,970 06
385 00	SOUTHWEST AIRLS CO	COM	86/12/31-04/12/31	4/8/2004	5,774 86	5,139 10	635 76

THE ROCKEFELLER FOUNDATION
EMPLOYEE ID NO 13-1659629
GAIN AND LOSSES FOR TAX ON INVESTMENT INCOME
FORM 990 PF 2004, PART IV

Shares/Par Value	Security Name	Security Description	Date Bought	Date Sold	Proceeds	Cost	Realized
1,610 00	SOUTHWEST AIRLS CO	COM	86/12/31-04/12/31	4/12/2004	24,151 20	21,490 76	2,660 44
1,175 00	SOUTHWEST AIRLS CO	COM	86/12/31-04/12/31	4/14/2004	17,637 27	15,684 25	1,953 02
445 00	SOUTHWEST AIRLS CO	COM	86/12/31-04/12/31	4/20/2004	6,563 59	5,939 99	623 60
3,880 00	SOUTHWEST AIRLS CO	COM	86/12/31-04/12/31	4/21/2004	57,067 25	51,502 26	5,564 99
2,005 00	SOUTHWEST AIRLS CO	COM	86/12/31-04/12/31	4/22/2004	29,959 60	25,917 44	4,042 16
10,200 00	STARBUCKS CORP	COM	86/12/31-04/12/31	6/22/2004	441,227 38	309,202 25	132,025 13
3,900 00	VIACOM INC	CL B FORMERLY COM NON VTG	86/12/31-04/12/31	3/4/2004	158,209 02	173,352 27	(15,143 25)
4,440 00	VIACOM INC	CL B FORMERLY COM NON VTG	86/12/31-04/12/31	3/4/2004	178,929 01	197,573 09	(18,644 08)
5,685 00	VIACOM INC	CL B FORMERLY COM NON VTG	86/12/31-04/12/31	3/8/2004	223,541 96	251,198 81	(27,656 85)
200 00	VIACOM INC	CL B FORMERLY COM NON VTG	86/12/31-04/12/31	3/10/2004	7,741 79	8,831 84	(1,090 05)
1,300 00	VIACOM INC	CL B FORMERLY COM NON VTG	86/12/31-04/12/31	3/11/2004	49,333 07	57,406 96	(8,073 89)
1,400 00	VIACOM INC	CL B FORMERLY COM NON VTG	86/12/31-04/12/31	3/11/2004	53,356 81	61,822 88	(8,466 07)
3,050 00	VIACOM INC	CL B FORMERLY COM NON VTG	86/12/31-04/12/31	3/12/2004	115,709 43	134,654 74	(18,945 31)
5,700 00	VIACOM INC	CL B FORMERLY COM NON VTG	86/12/31-04/12/31	3/15/2004	211,247 99	250,731 64	(39,483 65)
1,710 00	VIACOM INC	CL B FORMERLY COM NON VTG	86/12/31-04/12/31	3/16/2004	63,381 58	74,599 09	(11,217 51)
7,515 00	VIACOM INC	CL B FORMERLY COM NON VTG	86/12/31-04/12/31	3/17/2004	280,908 74	275,662 21	5,246 53
4,405 00	VIACOM INC	CL B FORMERLY COM NON VTG	86/12/31-04/12/31	3/17/2004	166,615 26	192,169 01	(25,553 75)
1,255 00	VIACOM INC	CL B FORMERLY COM NON VTG	86/12/31-04/12/31	3/18/2004	48,004 63	42,168 00	5,836 63
640 00	VIACOM INC	CL B FORMERLY COM NON VTG	86/12/31-04/12/31	3/19/2004	24,697 21	21,504 00	3,193 21
12,100 00	WAL MART STORES INC	COM	86/12/31-04/12/31	6/22/2004	651,918 21	590,525 86	61,392 35
3,900 00	WAL MART STORES INC	COM	86/12/31-04/12/31	7/28/2004	205,856 67	189,722 91	16,133 76
7,100 00	WALGREEN CO	COM	86/12/31-04/12/31	6/22/2004	255,175 83	225,571 44	29,604 39
37,400 00	YAHOO INC	COM	86/12/31-04/12/31	6/22/2004	1,197,744 32	458,410 57	739,333 75
11,000 00	WAL MART STORES INC	COM	86/12/31-04/12/31	2/23/2004	659,902 74	600,327 13	59,575 61
3,500 00	WAL MART STORES INC	COM	86/12/31-04/12/31	3/24/2004	207,367 25	190,715 00	16,652 25
3,400 00	GOLDMAN SACHS GROUP INC	COM	86/12/31-04/12/31	3/26/2004	353,416 20	300 110 52	53,305 68
6,800 00	PEPSICO INC	COM	86/12/31-04/12/31	4/23/2004	373,991 24	309,187 95	64,803 29
800 00	PEPSICO INC	COM	86/12/31-04/12/31	5/4/2004	43,494 74	36,091 52	7,403 22
1,400 00	PEPSICO INC	COM	86/12/31-04/12/31	5/21/2004	75,486 23	63,160 16	12,326 07
2,700 00	PROCTER AND GAMBLE CO	COM	86/12/31-04/12/31	5/25/2004	290,837 19	244,107 00	46,730 19
1,300 00	PROCTER AND GAMBLE CO	COM	86/12/31-04/12/31	6/2/2004	141,613 35	117,533 00	24,080 35
1,600 00	PROCTER AND GAMBLE CO	COM	86/12/31-04/12/31	6/8/2004	176,180 03	144,656 00	31,524 03
900 00	PROCTER AND GAMBLE CO	COM	86/12/31-04/12/31	6/22/2004	50,354 09	40,684 50	9,669 59
18,500 00	ANHEUSER BUSCH COS INC	COM	86/12/31-04/12/31	7/2/2004	996,514 30	895,786 65	100,727 65
5,100 00	COCA COLA CO	COM	86/12/31-04/12/31	7/2/2004	260,246 90	259,590 00	656 90
5,500 00	FEDERAL NATL MTG ASSN	COM	86/12/31-04/12/31	7/2/2004	386,970 93	438,159 78	(51,188 85)
34,100 00	GENERAL ELEC CO	COM	86/12/31-04/12/31	7/2/2004	1,080,361 56	1,833,403 55	(753,041 99)
21,400 00	INTERNATIONAL BUSINESS MACHS	COM	86/12/31-04/12/31	7/2/2004	1,860,686 43	2,121,103 26	(260,416 83)
9 600 00	MERCK + CO INC	COM	86/12/31-04/12/31	7/2/2004	453 109 38	469,901 76	(16,792 38)
23,600 00	PFIZER INC	COM	86/12/31-04/12/31	7/2/2004	805,921 11	840,160 00	(34,238 89)
14,600 00	WELLS FARGO + CO NEW	COM	86/12/31-04/12/31	7/2/2004	840 573 85	788 544 54	52,029 31
3,600 00	PROCTER AND GAMBLE CO	COM	86/12/31-04/12/31	8/3/2004	194,273 40	158,180 40	36,093 00
11,200 00	PROCTER AND GAMBLE CO	COM	86/12/31-04/12/31	8/11/2004	609 549 08	426,098 71	183,450 37
4,900 00	PROCTER AND GAMBLE CO	COM	86/12/31-04/12/31	8/18/2004	269,982 69	182,292 06	87,690 63
3,200 00	PROCTER AND GAMBLE CO	COM	86/12/31-04/12/31	8/25/2004	176,659 86	119,047 87	57,611 99
1,900 00	PROCTER AND GAMBLE CO	COM	86/12/31-04/12/31	8/26/2004	105,788 19	70,684 68	35,103 51
2,300 00	PROCTER AND GAMBLE CO	COM	86/12/31-04/12/31	8/27/2004	128,590 68	85,565 66	43,025 02
2,000 00	PROCTER AND GAMBLE CO	COM	86/12/31-04/12/31	9/3/2004	113,447 74	74,404 92	39,042 82
3,000 00	MERCK + CO INC	COM	86/12/31-04/12/31	9/15/2004	136,416 10	146,844 30	(10,428 20)
6,000 00	FEDERAL NATL MTG ASSN	COM	86/12/31-04/12/31	9/23/2004	402,876 76	472,035 60	(69,158 84)
8,300 00	MERCK + CO INC	COM	86/12/31-04/12/31	9/24/2004	366,379 97	385,651 72	(19,271 75)
12,300 00	MERCK + CO INC	COM	86/12/31-04/12/31	9/30/2004	405,926 15	565,491 66	(159,565 51)
6,300 00	FEDERAL NATL MTG ASSN	COM	86/12/31-04/12/31	10/15/2004	434,145 51	446,670 00	(12,524 49)
2,200 00	FEDERAL NATL MTG ASSN	COM	86/12/31-04/12/31	10/20/2004	147,308 33	155,980 00	(8,671 67)
2,900 00	AMERICAN INTL GROUP INC	COM	86/12/31-04/12/31	10/26/2004	174,922 16	289,844 56	(114,922 40)
3,300 00	AMERICAN INTL GROUP INC	COM	86/12/31-04/12/31	11/10/2004	201,185 39	329,823 12	(128,637 73)
8,400 00	ANHEUSER BUSCH COS INC	COM	86/12/31-04/12/31	11/11/2004	423,686 07	426,300 00	(2,613 93)
1,700 00	FEDERAL NATL MTG ASSN	COM	86/12/31-04/12/31	11/11/2004	119,838 18	120,530 00	(691 82)
8,700 00	GENERAL ELEC CO	COM	86/12/31-04/12/31	11/11/2004	309,277 75	451,399 61	(142,121 86)
2,600 00	INTERNATIONAL BUSINESS MACHS	COM	86/12/31-04/12/31	11/11/2004	244,531 29	225,611 42	18,919 87
5,500 00	PEPSICO INC	COM	86/12/31-04/12/31	11/11/2004	280,044 64	277,970 00	2,074 64
3,500 00	PROCTER AND GAMBLE CO	COM	86/12/31-04/12/31	11/11/2004	187,490 60	178,433 50	9,057 10
6,200 00	WELLS FARGO + CO NEW	COM	86/12/31-04/12/31	11/11/2004	383,038 80	334,861 38	48,177 42
2,900 00	AMERICAN INTL GROUP INC	COM	86/12/31-04/12/31	11/15/2004	182,230 28	289,844 56	(107,614 28)
3,500 00	3M CO	COM	86/12/31-04/12/31	11/22/2004	282,348 88	287,416 20	(5,067 32)
2,700 00	3M CO	COM	86/12/31-04/12/31	11/24/2004	216,663 44	218,184 03	(1,520 59)
37,900 00	PFIZER INC	COM	86/12/31-04/12/31	12/17/2004	951,180 52	1,252,413 16	(301,232 64)
3,000 00	3M CO	COM	86/12/31-04/12/31	11/23/2004	241,056 65	244,092 36	(3,035 71)
1,100 00	AMERICAN INTL GROUP INC	COM	86/12/31-04/12/31	11/16/2004	69,180 23	109,941 04	(40,760 81)
1,600 00	AMERICAN INTL GROUP INC	COM	86/12/31-04/12/31	11/12/2004	98,712 88	159,914 24	(61,201 36)
28,800 00	WAL MART STORES INC	COM	86/12/31-04/12/31	11/11/2004	1,619,823 82	1,554,979 47	64,844 35
5,800 00	PFIZER INC	COM	86/12/31-04/12/31	11/11/2004	158,452 28	200,178 01	(41,725 73)
4,100 00	JOHNSON + JOHNSON	COM	86/12/31-04/12/31	11/11/2004	247,556 30	227,154 45	20,401 85
2,400 00	GOLDMAN SACHS GROUP INC	COM	86/12/31-04/12/31	11/11/2004	244,842 26	224,863 19	19,979 07
3,000 00	GANNETT INC	COM	86/12/31-04/12/31	11/11/2004	249,744 15	230,820 00	18,924 15
5,600 00	DISNEY WALT CO	DISNEY COM	86/12/31-04/12/31	11/11/2004	147,780 53	170,380 20	(22,599 67)
4,900 00	AMERICAN INTL GROUP INC	COM	86/12/31-04/12/31	11/11/2004	297,685 17	489,737 36	(192 052 19)
9,100 00	DISNEY WALT CO	DISNEY COM	86/12/31-04/12/31	11/2/2004	232,802 57	281,265 53	(48,462 96)
2,100 00	GANNETT INC	COM	86/12/31-04/12/31	10/20/2004	168,862 08	161,615 64	7 246 44
1,900 00	GANNETT INC	COM	86/12/31-04/12/31	10/15/2004	153 680 18	146 383 79	7 296 39
12,000 00	FEDERAL NATL MTG ASSN	COM	86/12/31-04/12/31	10/1/2004	780 897 31	874,895 06	(93,997 75)
11,000 00	MERCK + CO INC	COM	86/12/31-04/12/31	9/27/2004	489,032 04	506,550 00	(17,517 96)
49,100 00	FEDERAL NATL MTG ASSN	COM	86/12/31-04/12/31	9/24/2004	3,206,925 76	3,862,824 66	(655,898 90)
11,700 00	MERCK + CO INC	COM	86/12/31-04/12/31	9/21/2004	524,419 15	560,228 63	(35,809 48)
36,600 00	COCA COLA CO	COM	86/12/31-04/12/31	9/14/2004	1,570,198 37	1,840,094 68	(269,896 31)

THE ROCKEFELLER FOUNDATION
EMPLOYEE ID NO 13-1659629
GAIN AND LOSSES FOR TAX ON INVESTMENT INCOME
FORM 990 PF 2004, PART IV

Shares/Par Value	Security Name	Security Description	Date Bought	Date Sold	Proceeds	Cost	Realized
1,800 00	PROCTER AND GAMBLE CO	COM	86/12/31-04/12/31	9/1/2004	101,030 91	66,964 43	34,066 48
700 00	WELLS FARGO + CO NEW	COM	86/12/31-04/12/31	8/26/2004	41,183 53	37,806 93	3,376 60
3,000 00	WELLS FARGO + CO NEW	COM	86/12/31-04/12/31	8/25/2004	175,361 49	162,029 70	13,331 79
1,200 00	WELLS FARGO + CO NEW	COM	86/12/31-04/12/31	8/20/2004	69,694 48	64,811 88	4,882 60
5,500 00	PROCTER AND GAMBLE CO	COM	88/12/31-04/12/31	8/16/2004	301,903 87	204,613 53	97,290 34
6,100 00	PROCTER AND GAMBLE CO	COM	86/12/31-04/12/31	8/4/2004	438,786 16	355,905 90	82,880 26
4,100 00	PROCTER AND GAMBLE CO	COM	86/12/31-04/12/31	7/15/2004	226,410 22	180,149 90	46,260 32
19,900 00	PROCTER AND GAMBLE CO	COM	86/12/31-04/12/31	7/2/2004	1,081,070 03	875,778 70	205,291 33
19,300 00	PEPSICO INC	COM	86/12/31-04/12/31	7/2/2004	1,031,365 91	870,707 92	160,657 99
19,100 00	JOHNSON + JOHNSON	COM	86/12/31-04/12/31	7/2/2004	1,061,476 73	1,025,962 23	35,514 50
6,100 00	GOLDMAN SACHS GROUP INC	COM	88/12/31-04/12/31	7/2/2004	570,213 42	537,247 68	32,965 74
16,800 00	GANNETT INC	COM	86/12/31-04/12/31	7/2/2004	1,401,886 85	1,294,340 88	107,545 97
18,500 00	DISNEY WALT CO	DISNEY COM	86/12/31-04/12/31	7/2/2004	466,004 07	571,803 55	(105,799 48)
18,400 00	AUTOMATIC DATA PROCESSING INC	COM	86/12/31-04/12/31	7/2/2004	740,733 52	787,131 07	(46,397 55)
14,300 00	AMERICAN INTL GROUP INC	COM	86/12/31-04/12/31	7/2/2004	1,028,474 81	1,429,233 52	(400,758 71)
1,500 00	PROCTER AND GAMBLE CO	COM	86/12/31-04/12/31	6/15/2004	166,961 69	135,615 00	31,346 69
2,100 00	PROCTER AND GAMBLE CO	COM	86/12/31-04/12/31	6/7/2004	228,971 49	189,861 00	39,110 49
1,800 00	PROCTER AND GAMBLE CO	COM	86/12/31-04/12/31	6/1/2004	195,423 40	162,738 00	32,685 40
5,400 00	PEPSICO INC	COM	88/12/31-04/12/31	5/25/2004	290,783 18	243,617 76	47,165 42
1,700 00	PEPSICO INC	COM	86/12/31-04/12/31	5/6/2004	93,194 36	76,694 48	16,499 88
1,600 00	PEPSICO INC	COM	86/12/31-04/12/31	4/27/2004	87,901 78	72,240 16	15,661 62
3,400 00	PEPSICO INC	COM	86/12/31-04/12/31	4/13/2004	186,825 62	154,804 72	32,020 90
11,500 00	WAL MART STORES INC	COM	86/12/31-04/12/31	3/25/2004	687,429 36	626,635 00	60,794 36
4,700 00	WAL MART STORES INC	COM	86/12/31-04/12/31	3/1/2004	283,906 04	256,103 00	27,803 04
3,600 00	DISNEY WALT CO	DISNEY COM	86/12/31-04/12/31	2/17/2004	98,510 10	111,269 88	(12,759 78)
12,100 00	FEDERAL NATL MTG ASSN	COM	86/12/31-04/12/31	1/22/2004	959,489 90	1,025,351 58	(65,861 68)
5,100 00	AT+T CORP	COM NEW	86/12/31-04/12/31	3/3/2004	101,935 32	210,844 75	(108,909 43)
2,500 00	AT+T CORP	COM NEW	86/12/31-04/12/31	3/4/2004	49,984 29	74,449 79	(24,465 50)
300 00	AT+T CORP	COM NEW	86/12/31-04/12/31	3/5/2004	5,979 54	8,775 00	(2,795 46)
800 00	AT+T CORP	COM NEW	86/12/31-04/12/31	3/5/2004	15,967 45	23,400 00	(7,432 55)
12,400 00	AT+T CORP	COM NEW	86/12/31-04/12/31	6/14/2004	202,740 00	322,297 95	(119,557 95)
4,800 00	AT+T CORP	COM NEW	86/12/31-04/12/31	10/18/2004	75,189 27	98,248 80	(23,059 53)
600 00	AT+T CORP	COM NEW	86/12/31-04/12/31	10/19/2004	9,331 04	12,281 10	(2,950 06)
400 00	AT+T CORP	COM NEW	86/12/31-04/12/31	10/19/2004	6,209 09	8,187 40	(1,978 31)
300 00	AT+T CORP	COM NEW	86/12/31-04/12/31	10/19/2004	4,703 88	6,140 55	(1,436 67)
400 00	AT+T CORP	COM NEW	86/12/31-04/12/31	10/20/2004	6,235 29	7,853 95	(1,618 66)
100 00	AT+T CORP	COM NEW	86/12/31-04/12/31	10/22/2004	1,597 12	1,918 60	(321 48)
2,800 00	ABITIBI CONSOLIDATED INC	COM	86/12/31-04/12/31	5/24/2004	19,446 85	20,594 79	(1,147 94)
3,800 00	ABITIBI CONSOLIDATED INC	COM	86/12/31-04/12/31	5/21/2004	26,740 94	27,950 07	(1,209 13)
29,100 00	ABITIBI CONSOLIDATED INC	COM	86/12/31-04/12/31	5/25/2004	198,345 74	209,507 05	(11,161 31)
8,200 00	ABITIBI CONSOLIDATED INC	COM	86/12/31-04/12/31	5/26/2004	57,005 31	54,221 58	2,783 73
18,700 00	ABITIBI CONSOLIDATED INC	COM	86/12/31-04/12/31	5/27/2004	130,897 24	123,651 66	7,245 58
36,300 00	BHP BILLITON PLC	ORD USD0 5	86/12/31-04/12/31	6/14/2004	315,664 89	194,183 95	121,480 94
1,200 00	BHP BILLITON PLC	ORD USD0 5	86/12/31-04/12/31	10/18/2004	12,308 08	6,084 09	6,223 99
2,100 00	BHP BILLITON PLC	ORD USD0 5	86/12/31-04/12/31	10/19/2004	21,419 05	10,641 21	10,777 84
1,100 00	BHP BILLITON PLC	ORD USD0 5	86/12/31-04/12/31	10/20/2004	10,962 78	5,561 27	5,401 51
1,000 00	BHP BILLITON PLC	ORD USD0 5	86/12/31-04/12/31	10/22/2004	10,432 55	5,055 70	5,376 85
1,000 00	BHP BILLITON PLC	ORD USD0 5	86/12/31-04/12/31	10/26/2004	10,478 78	5,055 70	5,423 08
1,000 00	BHP BILLITON PLC	ORD USD0 5	86/12/31-04/12/31	11/5/2004	10,519 22	5,055 70	5,463 52
2,400 00	BHP BILLITON PLC	ORD USD0 5	86/12/31-04/12/31	11/10/2004	25,724 31	12,133 69	13,590 62
1,000 00	BHP BILLITON PLC	ORD USD0 5	86/12/31-04/12/31	11/11/2004	10,783 40	5,055 70	5,727 70
7,400 00	BHP BILLITON PLC	ORD USD0 5	86/12/31-04/12/31	12/2/2004	86,083 96	37,412 21	48,671 75
1,000 00	BHP BILLITON PLC	ORD USD0 5	86/12/31-04/12/31	10/27/2004	10,581 71	5,055 70	5,526 01
3,400 00	AGILENT TECHNOLOGIES INC	COM	86/12/31-04/12/31	1/5/2004	99,724 46	81,833 60	17,890 86
1,700 00	AGILENT TECHNOLOGIES INC	COM	86/12/31-04/12/31	1/6/2004	50,655 07	31,790 00	18,865 07
300 00	AGILENT TECHNOLOGIES INC	COM	86/12/31-04/12/31	1/7/2004	9,154 25	5,610 00	3,544 25
300 00	AGILENT TECHNOLOGIES INC	COM	86/12/31-04/12/31	1/8/2004	9,426 75	5,610 00	3,816 75
9,000 00	AGILENT TECHNOLOGIES INC	COM	86/12/31-04/12/31	6/14/2004	236,700 00	131,143 14	105,556 86
3,500 00	AGILENT TECHNOLOGIES INC	COM	86/12/31-04/12/31	11/24/2004	79,611 23	41,366 85	38,244 38
900 00	AIR PRODS + CHEMS INC	COM	86/12/31-04/12/31	6/1/2004	44,835 32	43,370 10	1,465 22
1,000 00	AIR PRODS + CHEMS INC	COM	86/12/31-04/12/31	6/2/2004	49,351 84	48,189 00	1,162 84
400 00	AIR PRODS + CHEMS INC	COM	86/12/31-04/12/31	6/3/2004	19,470 66	19,275 60	195 06
700 00	AIR PRODS + CHEMS INC	COM	86/12/31-04/12/31	6/4/2004	33,917 07	33,732 30	184 77
400 00	AIR PRODS + CHEMS INC	COM	86/12/31-04/12/31	6/7/2004	19,631 50	19,275 60	355 90
800 00	AIR PRODS + CHEMS INC	COM	86/12/31-04/12/31	5/28/2004	39,803 86	38,551 20	1,252 66
2,000 00	AIR PRODS + CHEMS INC	COM	86/12/31-04/12/31	5/27/2004	100,873 23	96,378 00	4,495 23
6,900 00	ALCAN INC	COM	86/12/31-04/12/31	6/14/2004	280,084 99	274,698 19	5,386 80
6,600 00	ALCAN INC	COM	86/12/31-04/12/31	11/24/2004	336,084 48	318,877 17	17,207 31
28,000 00	BRITISH SKY BROADCAST	ORD GBP0 50	86/12/31-04/12/31	11/12/2004	289,208 26	258,406 29	30,801 97
1,300 00	ALLERGAN INC	COM	86/12/31-04/12/31	4/6/2004	112,239 37	81,532 22	30,707 15
4,500 00	ALLERGAN INC	COM	88/12/31-04/12/31	6/14/2004	403,650 00	280,455 57	123,194 43
4,600 00	ALTERA CORP		86/12/31-04/12/31	1/5/2004	108,036 05	60,820 96	47,215 09
500 00	ALTERA CORP		86/12/31-04/12/31	1/5/2004	11,747 64	6,608 30	5,139 34
1,700 00	ALTERA CORP		86/12/31-04/12/31	1/6/2004	39,564 96	22,407 81	17,157 15
400 00	ALTERA CORP		86/12/31-04/12/31	1/7/2004	9,293 56	5,173 88	4,119 68
800 00	ALTERA CORP		86/12/31-04/12/31	1/7/2004	18,726 56	10,347 76	8,378 80
4,100 00	ALTERA CORP		86/12/31-04/12/31	1/8/2004	100,877 00	52,580 28	48,296 72
500 00	ALTERA CORP		88/12/31-04/12/31	1/8/2004	12,246 82	6,211 00	6,035 82
100 00	ALTERA CORP		86/12/31-04/12/31	1/8/2004	2,347 89	1,293 47	1,054 42
1,000 00	ALTERA CORP		86/12/31-04/12/31	1/9/2004	25,565 00	12,422 00	13,143 00
1,100 00	ALTERA CORP		86/12/31-04/12/31	1/12/2004	28,897 95	13,664 20	15,233 75
300 00	ALTERA CORP		86/12/31-04/12/31	1/13/2004	7,795 94	3,726 60	4,069 34
100 00	ALTERA CORP		86/12/31-04/12/31	1/14/2004	2,551 88	1,242 20	1,309 68
100 00	ALTERA CORP		86/12/31-04/12/31	1/14/2004	2,555 65	1,242 20	1,313 45
100 00	ALTERA CORP		86/12/31-04/12/31	1/14/2004	2,557 38	1,242 20	1,315 18

THE ROCKEFELLER FOUNDATION
EMPLOYEE ID NO 13-1659629
GAIN AND LOSSES FOR TAX ON INVESTMENT INCOME
FORM 990 PF 2004, PART IV

Shares/Par Value	Security Name	Security Description	Date Bought	Date Sold	Proceeds	Cost	Realized
200 00	ALTERA CORP		86/12/31-04/12/31	1/16/2004	5,050 76	2,484 40	2,566 36
100 00	ALTERA CORP		86/12/31-04/12/31	1/22/2004	2,518 69	1,242 20	1,276 49
5,700 00	ALTERA CORP		86/12/31-04/12/31	6/14/2004	129,447 00	70 805 40	58,641 60
3,000 00	AMAZON COM INC	COM	86/12/31-04/12/31	6/14/2004	150,000 00	49,980 00	100,020 00
10,500 00	BAE SYSTEMS	ORD GBP0 025	86/12/31-04/12/31	2/2/2004	31,702 37	16 924 31	14,778 06
6,500 00	BAE SYSTEMS	ORD GBP0 025	86/12/31-04/12/31	2/3/2004	19,454 48	10,476 96	8,977 52
32,400 00	AMERSHAM PLC	ORD GBP0 05	86/12/31-04/12/31	3/8/2004	476,593 32	250,134 84	226,458 48
4,700 00	AMERICAN STD COS INC DEL	COM	86/12/31-04/12/31	6/14/2004	182,548 00	163,837 64	18,710 36
400 00	AMERICAN STD COS INC DEL	COM	86/12/31-04/12/31	8/2/2004	15,099 04	11,104 45	3,994 59
300 00	AMERICAN STD COS INC DEL	COM	86/12/31-04/12/31	8/3/2004	11,354 52	8,242 18	3,112 34
100 00	AMERICAN STD COS INC DEL	COM	86/12/31-04/12/31	8/16/2004	3,829 49	2,744 85	1,084 64
400 00	AMERICAN STD COS INC DEL	COM	86/12/31-04/12/31	8/17/2004	15 292 52	10,661 41	4,631 11
100 00	AMERICAN STD COS INC DEL	COM	86/12/31-04/12/31	8/18/2004	3,821 41	2,497 41	1,324 00
100 00	AMERICAN STD COS INC DEL	COM	86/12/31-04/12/31	10/4/2004	3,901 79	2,497 41	1 404 38
900 00	AMERICAN STD COS INC DEL	COM	86/12/31-04/12/31	10/22/2004	31,701 30	22,427 42	9,273 88
100 00	AMERICAN STD COS INC DEL	COM	86/12/31-04/12/31	10/22/2004	3,494 41	2,481 67	1,012 74
100 00	AMERICAN STD COS INC DEL	COM	86/12/31-04/12/31	10/25/2004	3,511 80	2,481 67	1,030 13
700 00	AMERICAN STD COS INC DEL	COM	86/12/31-04/12/31	10/25/2004	24,582 65	17,371 67	7,210 98
100 00	AMERICAN STD COS INC DEL	COM	86/12/31-04/12/31	10/25/2004	3,488 00	2,481 67	1,006 33
200 00	AMERICAN STD COS INC DEL	COM	86/12/31-04/12/31	7/28/2004	7,597 16	6,269 35	1,327 81
400 00	AMERICAN STD COS INC DEL	COM	86/12/31-04/12/31	7/30/2004	15,098 28	11,216 41	3,881 87
200 00	AMERICAN STD COS INC DEL	COM	86/12/31-04/12/31	7/29/2004	7,641 82	5,670 01	1,971 81
3,600 00	AMGEN INC	COM	86/12/31-04/12/31	4/6/2004	212,500 14	228,701 13	(16,200 99)
2,800 00	AMGEN INC	COM	86/12/31-04/12/31	6/14/2004	155,036 00	170,710 11	(15,674 11)
2,900 00	ANHEUSER BUSCH COS INC	COM	86/12/31-04/12/31	6/14/2004	155,614 00	154,843 18	770 82
200 00	APPLIED MATERIALS INC	COM	86/12/31-04/12/31	1/20/2004	4 894 25	3,504 88	1,389 37
8,500 00	APPLIED MATERIALS INC	COM	86/12/31-04/12/31	6/14/2004	160,820 00	148,606 86	12,213 14
14,500 00	APPLIED MICRO CIRCUITS CORP	CDT COM	86/12/31-04/12/31	6/14/2004	76,560 00	97,680 70	(21,120 70)
5,900 00	STANDARD CHARTERED	ORD USD0 50	86/12/31-04/12/31	4/6/2004	99,785 67	72,653 64	27,132 03
5,900 00	STANDARD CHARTERED	ORD USD0 50	86/12/31-04/12/31	6/14/2004	96,289 42	71,873 23	24,416 19
200 00	AUTOMATIC DATA PROCESSING INC	COM	86/12/31-04/12/31	5/13/2004	9,157 28	7,160 42	1,996 86
400 00	AUTOMATIC DATA PROCESSING INC	COM	86/12/31-04/12/31	5/14/2004	18,183 69	14,320 84	3,862 85
1,100 00	AUTOMATIC DATA PROCESSING INC	COM	86/12/31-04/12/31	5/17/2004	49,002 64	39,382 31	9,620 33
600 00	AUTOMATIC DATA PROCESSING INC	COM	86/12/31-04/12/31	5/18/2004	26,777 01	21,479 94	5,297 07
700 00	AUTOMATIC DATA PROCESSING INC	COM	86/12/31-04/12/31	5/19/2004	31,309 63	25,059 16	6,250 47
1,300 00	AUTOMATIC DATA PROCESSING INC	COM	86/12/31-04/12/31	5/20/2004	57,388 84	46,538 44	10,850 40
900 00	AUTOMATIC DATA PROCESSING INC	COM	86/12/31-04/12/31	5/21/2004	39,684 48	32,218 92	7,465 56
400 00	AUTOMATIC DATA PROCESSING INC	COM	86/12/31-04/12/31	5/24/2004	17,660 70	14,319 52	3,341 18
600 00	AUTOMATIC DATA PROCESSING INC	COM	86/12/31-04/12/31	5/25/2004	26,899 52	21,479 28	5,420 24
100 00	AUTOMATIC DATA PROCESSING INC	COM	86/12/31-04/12/31	5/25/2004	4,508 13	3 579 88	928 25
500 00	AUTOMATIC DATA PROCESSING INC	COM	86/12/31-04/12/31	5/25/2004	22,609 67	17,899 40	4,710 27
400 00	AUTOMATIC DATA PROCESSING INC	COM	86/12/31-04/12/31	6/1/2004	17,627 90	14,305 48	3,322 42
800 00	AUTOMATIC DATA PROCESSING INC	COM	86/12/31-04/12/31	6/2/2004	35,224 13	28,610 24	6,613 89
400 00	AUTOMATIC DATA PROCESSING INC	COM	86/12/31-04/12/31	6/3/2004	17,639 30	14,298 40	3,340 90
600 00	AUTOMATIC DATA PROCESSING INC	COM	86/12/31-04/12/31	6/4/2004	26,785 47	21,420 80	5,364 67
400 00	AUTOMATIC DATA PROCESSING INC	COM	86/12/31-04/12/31	6/7/2004	17,831 14	14,271 60	3,559 54
300 00	AUTOMATIC DATA PROCESSING INC	COM	86/12/31-04/12/31	6/8/2004	13,440 82	10,703 70	2,737 12
3,800 00	AUTOMATIC DATA PROCESSING INC	COM	86/12/31-04/12/31	6/14/2004	169,784 00	135,499 21	34,284 79
100 00	AUTOMATIC DATA PROCESSING INC	COM	86/12/31-04/12/31	5/26/2004	4,497 61	3,579 88	917 73
200 00	AUTOMATIC DATA PROCESSING INC	COM	86/12/31-04/12/31	5/28/2004	8,898 07	7 159 76	1,738 31
500 00	AUTOMATIC DATA PROCESSING INC	COM	86/12/31-04/12/31	5/27/2004	22,354 67	17,899 40	4,455 27
4,300 00	COMPASS GROUP	ORD GBP0 10	88/12/31-04/12/31	7/19/2004	27,045 87	26,757 47	288 40
12,500 00	COMPASS GROUP	ORD GBP0 10	86/12/31-04/12/31	7/20/2004	77,040 14	77,336 33	(296 19)
5,200 00	COMPASS GROUP	ORD GBP0 10	86/12/31-04/12/31	7/21/2004	31,845 35	31,428 09	417 26
10,700 00	COMPASS GROUP	ORD GBP0 10	86/12/31-04/12/31	8/5/2004	63,869 99	64,669 33	(799 34)
900 00	COMPASS GROUP	ORD GBP0 10	86/12/31-04/12/31	8/6/2004	5,386 06	5,439 48	(53 42)
8,700 00	COMPASS GROUP	ORD GBP0 10	86/12/31-04/12/31	9/7/2004	49,520 74	52,581 60	(3,060 86)
8,900 00	HSBC HLDGS	ORD USD0 50(UK REG)	86/12/31-04/12/31	6/14/2004	133,685 12	108,030 90	25,654 22
6,600 00	HSBC HLDGS	ORD USD0 50(UK REG)	86/12/31-04/12/31	10/13/2004	105,532 65	78,198 27	27,334 38
1,000 00	HSBC HLDGS	ORD USD0 50(UK REG)	86/12/31-04/12/31	10/14/2004	16,036 78	11,689 68	4,347 10
1,400 00	HSBC HLDGS	ORD USD0 50(UK REG)	86/12/31-04/12/31	10/15/2004	22,507 99	16,350 39	6,157 60
900 00	HSBC HLDGS	ORD USD0 50(UK REG)	86/12/31-04/12/31	10/18/2004	14,455 99	10,510 96	3,945 03
700 00	HSBC HLDGS	ORD USD0 50(UK REG)	86/12/31-04/12/31	10/19/2004	11,378 95	8,175 20	3,203 75
500 00	HSBC HLDGS	ORD USD0 50(UK REG)	86/12/31-04/12/31	11/1/2004	8,112 49	5,839 42	2,273 07
8,700 00	HSBC HLDGS	ORD USD0 50(UK REG)	86/12/31-04/12/31	11/24/2004	148,417 30	96,098 93	52,318 37
200 00	BAKER HUGHES INC	COM	86/12/31-04/12/31	1/23/2004	7,142 56	7,649 86	(507 30)
800 00	BAKER HUGHES INC	COM	86/12/31-04/12/31	1/26/2004	28,642 81	30,599 44	(1,956 63)
1,100 00	BAKER HUGHES INC	COM	86/12/31-04/12/31	1/27/2004	39,446 57	42,074 23	(2,627 66)
5,300 00	BAKER HUGHES INC	COM	86/12/31-04/12/31	6/14/2004	183,380 00	202,721 29	(19,341 29)
100 00	BAKER HUGHES INC	COM	86/12/31-04/12/31	1/28/2004	3,585 58	3,824 93	(239 35)
3,000 00	BANK AMER CORP	COM	86/12/31-04/12/31	6/14/2004	252,630 00	146,346 21	106,283 79
5,106 00	BANK AMER CORP	COM	86/12/31-04/12/31	11/1/2004	229,438 35	124,540 63	104,897 72
4,800 00	BANK ONE CORP	COM	86/12/31-04/12/31	6/14/2004	239,952 00	197,091 84	42,860 16
13,700 00	BANK ONE CORP	COM	86/12/31-04/12/31	7/1/2004	562,532 96	562,532 96	-
17,700 00	PEARSON	ORD GBP0 25	86/12/31-04/12/31	6/14/2004	213,916 91	213,060 01	856 90
196,000 00	VODAFONE GROUP	ORD USD0 10	86/12/31-04/12/31	6/14/2004	461,292 13	406,938 78	54,353 35
12,300 00	REED ELSEVIER PLC	ORD GBP0 125	86/12/31-04/12/31	6/14/2004	118,811 53	108,922 67	9,888 86
5,500 00	ROYAL BK SCOT GRP	ORD GBP0 25	86/12/31-04/12/31	6/14/2004	166,028 46	157,738 04	8 290 42
21,500 00	SMITHS GROUP	ORD GBP0 25	86/12/31-04/12/31	6/14/2004	273,909 24	263,851 84	10 057 40
900 00	SMITHS GROUP	ORD GBP0 25	86/12/31-04/12/31	10/1/2004	12,141 82	11,044 96	1,096 86
1,200 00	SMITHS GROUP	ORD GBP0 25	86/12/31-04/12/31	10/1/2004	16,188 39	14 726 61	1 461 78
900 00	SMITHS GROUP	ORD GBP0 25	86/12/31-04/12/31	10/4/2004	12,160 50	11,044 96	1,115 54
1,200 00	SMITHS GROUP	ORD GBP0 25	86/12/31-04/12/31	10/4/2004	16,223 21	14,726 61	1,496 60
800 00	SMITHS GROUP	ORD GBP0 25	86/12/31-04/12/31	10/5/2004	10,824 77	9,817 74	1,007 03
800 00	SMITHS GROUP	ORD GBP0 25	86/12/31-04/12/31	10/5/2004	10,822 21	9,817 74	1,004 47

THE ROCKEFELLER FOUNDATION
EMPLOYEE ID NO 13-1659629
GAIN AND LOSSES FOR TAX ON INVESTMENT INCOME
FORM 990 PF 2004, PART IV

Shares/Par Value	Security Name	Security Description	Date Bought	Date Sold	Proceeds	Cost	Realized
1,100 00	SMITHS GROUP	ORD GBP0 25	86/12/31-04/12/31	10/5/2004	14,870 00	13,499 40	1,370 60
800 00	SMITHS GROUP	ORD GBP0 25	86/12/31-04/12/31	10/6/2004	10,754 80	9,817 74	937 06
1,300 00	SMITHS GROUP	ORD GBP0 25	86/12/31-04/12/31	10/7/2004	17,653 41	15,953 83	1,699 58
1,200 00	SMITHS GROUP	ORD GBP0 25	86/12/31-04/12/31	10/8/2004	16,451 40	14,726 62	1,724 78
900 00	SMITHS GROUP	ORD GBP0 25	86/12/31-04/12/31	10/11/2004	12,426 98	11 044 96	1,382 02
800 00	SMITHS GROUP	ORD GBP0 25	86/12/31-04/12/31	10/11/2004	11,034 58	9,817 74	1,216 84
800 00	SMITHS GROUP	ORD GBP0 25	86/12/31-04/12/31	10/12/2004	10,854 38	9,817 74	1,036 64
800 00	SMITHS GROUP	ORD GBP0 25	86/12/31-04/12/31	10/13/2004	10,747 42	9,817 74	929 68
800 00	SMITHS GROUP	ORD GBP0 25	86/12/31-04/12/31	10/14/2004	10,850 78	9,817 75	1,033 03
800 00	SMITHS GROUP	ORD GBP0 25	86/12/31-04/12/31	10/15/2004	10,929 68	9,817 74	1,111 94
1,000 00	SMITHS GROUP	ORD GBP0 25	86/12/31-04/12/31	10/19/2004	13,754 64	12,272 18	1,482 46
800 00	SMITHS GROUP	ORD GBP0 25	86/12/31-04/12/31	10/20/2004	10,772 12	9,817 75	954 37
900 00	SMITHS GROUP	ORD GBP0 25	86/12/31-04/12/31	10/21/2004	12,194 63	11,044 96	1,149 67
800 00	SMITHS GROUP	ORD GBP0 25	86/12/31-04/12/31	10/21/2004	10,854 84	9,817 75	1,037 09
800 00	SMITHS GROUP	ORD GBP0 25	86/12/31-04/12/31	10/21/2004	10,836 58	9,817 74	1,018 84
800 00	SMITHS GROUP	ORD GBP0 25	86/12/31-04/12/31	10/22/2004	10,880 78	9,817 75	1,063 03
800 00	SMITHS GROUP	ORD GBP0 25	86/12/31-04/12/31	11/1/2004	10,992 33	9,727 05	1,265 28
2,100 00	SMITHS GROUP	ORD GBP0 25	86/12/31-04/12/31	11/16/2004	30,284 59	24,819 26	5,465 33
9,500 00	SMITHS GROUP	ORD GBP0 25	86/12/31-04/12/31	11/23/2004	137,347 96	112,277 60	25,070 36
2,500 00	SMITHS GROUP	ORD GBP0 25	86/12/31-04/12/31	11/24/2004	35,907 05	29,546 74	6,360 31
4,500 00	SMITHS GROUP	ORD GBP0 25	86/12/31-04/12/31	11/25/2004	64,996 89	53,184 13	11,812 76
800 00	SMITHS GROUP	ORD GBP0 25	86/12/31-04/12/31	10/28/2004	10,970 23	9,817 74	1,152 49
1,300 00	SMITHS GROUP	ORD GBP0 25	86/12/31-04/12/31	11/26/2004	18,863 19	15,364 30	3,498 89
19,600 00	CORUS GROUP	ORD GBP0 10	86/12/31-04/12/31	2/19/2004	15,786 12	24,663 93	(8,877 81)
37,200 00	CORUS GROUP	ORD GBP0 10	86/12/31-04/12/31	2/20/2004	29,517 29	46,811 14	(17,293 85)
26,600 00	CORUS GROUP	ORD GBP0 10	86/12/31-04/12/31	2/23/2004	21,089 82	33,472 48	(12,382 66)
9,100 00	CORUS GROUP	ORD GBP0 10	86/12/31-04/12/31	3/1/2004	7,619 78	11,451 11	(3,831 33)
71,000 00	CORUS GROUP	ORD GBP0 10	86/12/31-04/12/31	7/5/2004	51,243 54	84,986 94	(33,743 40)
79,800 00	CORUS GROUP	ORD GBP0 10	86/12/31-04/12/31	7/13/2004	57,687 87	32,244 86	25,443 01
42,600 00	CORUS GROUP	ORD GBP0 10	86/12/31-04/12/31	7/14/2004	30,802 42	17,213 42	13,589 00
111,458 00	CORUS GROUP	ORD GBP0 10	86/12/31-04/12/31	7/15/2004	81,966 85	45,036 95	36,929 90
8,700 00	CORUS GROUP	ORD GBP0 10	86/12/31-04/12/31	2/25/2004	6,844 44	10,947 77	(4,103 33)
42,300 00	CORUS GROUP	ORD GBP0 10	86/12/31-04/12/31	2/26/2004	33,211 13	53,228 79	(20,017 66)
76,800 00	CORUS GROUP	ORD GBP0 10	86/12/31-04/12/31	2/27/2004	62,639 41	96,642 34	(34,002 93)
4 00	BERKSHIRE HATHAWAY INC DEL	CL A	86/12/31-04/12/31	2/17/2004	387,982 61	294,800 20	73,182 41
2,300 00	BG GROUP	ORD GBP0 10	86/12/31-04/12/31	9/20/2004	14,606 31	11,292 01	3,314 30
2,300 00	BG GROUP	ORD GBP0 10	86/12/31-04/12/31	9/21/2004	14,699 37	11,292 01	3,407 36
2,900 00	BG GROUP	ORD GBP0 10	86/12/31-04/12/31	9/22/2004	18,665 15	14,237 76	4,427 39
1,600 00	BG GROUP	ORD GBP0 10	86/12/31-04/12/31	9/23/2004	10,313 35	7,855 31	2,458 04
1,600 00	BG GROUP	ORD GBP0 10	86/12/31-04/12/31	9/27/2004	10,388 96	7,855 32	2,533 64
2,800 00	BG GROUP	ORD GBP0 10	86/12/31-04/12/31	10/25/2004	18,533 75	13,636 01	4,897 74
1,600 00	BG GROUP	ORD GBP0 10	86/12/31-04/12/31	10/26/2004	10,543 78	7,774 75	2,769 03
1,600 00	BG GROUP	ORD GBP0 10	86/12/31-04/12/31	11/3/2004	10,525 75	7,266 31	3,259 44
1,600 00	BG GROUP	ORD GBP0 10	86/12/31-04/12/31	11/4/2004	10,552 72	7,191 33	3,361 39
2,800 00	BG GROUP	ORD GBP0 10	86/12/31-04/12/31	11/12/2004	18,337 53	12,548 27	5,789 26
1,700 00	BG GROUP	ORD GBP0 10	86/12/31-04/12/31	11/15/2004	11,197 08	7,601 71	3,595 37
1,500 00	BG GROUP	ORD GBP0 10	86/12/31-04/12/31	11/17/2004	10,025 69	6,699 93	3,325 76
1,700 00	BG GROUP	ORD GBP0 10	86/12/31-04/12/31	11/19/2004	11,500 92	7,593 26	3,907 66
5,000 00	BG GROUP	ORD GBP0 10	86/12/31-04/12/31	11/25/2004	34,653 87	22,333 10	12,320 77
2,600 00	BG GROUP	ORD GBP0 10	86/12/31-04/12/31	12/13/2004	17,385 14	11,613 21	5,771 93
6,100 00	BG GROUP	ORD GBP0 10	86/12/31-04/12/31	12/14/2004	40,985 46	27,246 39	13,739 07
1,900 00	BG GROUP	ORD GBP0 10	86/12/31-04/12/31	12/15/2004	12,941 95	8,486 58	4,455 37
3,200 00	BG GROUP	ORD GBP0 10	86/12/31-04/12/31	12/20/2004	21,711 00	14,293 19	7,417 81
2,300 00	BG GROUP	ORD GBP0 10	86/12/31-04/12/31	12/23/2004	15,478 61	10,273 23	5,205 38
3,600 00	BG GROUP	ORD GBP0 10	86/12/31-04/12/31	7/28/2004	22,098 55	17,674 46	4,424 09
34,800 00	BG GROUP	ORD GBP0 10	86/12/31-04/12/31	7/28/2004	212,216 66	171,211 42	41,005 24
1,800 00	BG GROUP	ORD GBP0 10	86/12/31-04/12/31	9/29/2004	11,954 28	8,837 23	3,117 05
1,700 00	BG GROUP	ORD GBP0 10	86/12/31-04/12/31	10/29/2004	11,029 75	7,742 69	3,287 06
2,200 00	BG GROUP	ORD GBP0 10	86/12/31-04/12/31	10/28/2004	14,202 75	10,073 20	4,129 55
1,800 00	BG GROUP	ORD GBP0 10	86/12/31-04/12/31	10/27/2004	11,741 92	8,456 48	3,285 44
4,100 00	BG GROUP	ORD GBP0 10	86/12/31-04/12/31	11/29/2004	28,339 83	18,313 15	10,026 68
3,500 00	BG GROUP	ORD GBP0 10	86/12/31-04/12/31	11/30/2004	24,284 82	15,633 17	8,651 65
300 00	BOISE CASCADE CORP	COM	86/12/31-04/12/31	6/18/2004	11,318 73	10,691 28	627 45
100 00	BOISE CASCADE CORP	COM	86/12/31-04/12/31	6/24/2004	3,750 15	3,563 76	186 39
100 00	BOISE CASCADE CORP	COM	86/12/31-04/12/31	6/25/2004	3,748 82	3,563 76	185 06
100 00	BOISE CASCADE CORP	COM	86/12/31-04/12/31	6/30/2004	3,756 64	3,563 76	192 88
1,200 00	BOMBARDIER INC	CLASS B	86/12/31-04/12/31	6/4/2004	4,064 14	5,393 37	(1,329 23)
1 100 00	BOMBARDIER INC	CLASS B	86/12/31-04/12/31	6/7/2004	3,648 53	4,943 92	(1,295 39)
800 00	BOMBARDIER INC	CLASS B	86/12/31-04/12/31	6/8/2004	2,500 93	3,595 58	(1,094 65)
239,000 00	BOMBARDIER INC	CLASS B	86/12/31-04/12/31	6/14/2004	730,238 86	830,256 99	(100,018 13)
4,300 00	BOMBARDIER INC	CLASS B	86/12/31-04/12/31	11/23/2004	9,059 71	9,966 38	(906 67)
12,400 00	BOMBARDIER INC	CLASS B	86/12/31-04/12/31	11/24/2004	25,748 59	28,740 25	(2,991 66)
50,931 00	BOMBARDIER INC	CLASS B	86/12/31-04/12/31	12/1/2004	103,732 17	118,045 94	(14,313 77)
5,300 00	BOMBARDIER INC	CLASS B	86/12/31-04/12/31	11/29/2004	10,634 06	12,284 14	(1,650 08)
7,500 00	BOMBARDIER INC	CLASS B	86/12/31-04/12/31	11/30/2004	14,288 51	17,383 22	(3,094 71)
6,200 00	BOMBARDIER INC	CLASS B	86/12/31-04/12/31	11/26/2004	12,794 84	14,370 12	(1,575 28)
14,500 00	ASTRAZENECA	ORD USD0 25	86/12/31-04/12/31	11/19/2004	587,525 53	679,356 33	(91,830 80)
6,600 00	BOSTON SCIENTIFIC CORP	COM	86/12/31-04/12/31	11/24/2004	221,541 63	217,024 42	4,517 21
5,600 00	CARNIVAL CORP	PAIRED 1 COM CARN +1 TR SH BEN	86/12/31-04/12/31	6/14/2004	242,760 00	172,806 48	69,953 52
2,500 00	CHECKFREE CORP NEW	COM	86/12/31-04/12/31	6/14/2004	77,750 00	51,275 00	26,475 00
500 00	CHEVRONTEXACO CORP	COM	86/12/31-04/12/31	3/8/2004	45,458 77	43,360 70	2,098 07
1,200 00	CHEVRONTEXACO CORP	COM	86/12/31-04/12/31	3/9/2004	108,022 90	104,065 68	3,957 22
3,300 00	CHEVRONTEXACO CORP	COM	86/12/31-04/12/31	3/10/2004	295,048 08	286,180 62	8,867 46
3,100 00	CHEVRONTEXACO CORP	COM	86/12/31-04/12/31	6/14/2004	281,449 00	268,836 34	12,612 66
1,100 00	CHEVRONTEXACO CORP	COM	86/12/31-04/12/31	9/22/2004	58,441 63	47,696 77	10,744 86

THE ROCKEFELLER FOUNDATION
EMPLOYEE ID NO 13-1659629
GAIN AND LOSSES FOR TAX ON INVESTMENT INCOME
FORM 990 PF 2004, PART IV

Shares/Par Value	Security Name	Security Description	Date Bought	Date Sold	Proceeds	Cost	Realized
3,700 00	CHEVRONTEXACO CORP	COM	86/12/31-04/12/31	9/23/2004	194,098 56	160,434 59	33,663 97
2,400 00	CISCO SYS INC	COM	86/12/31-04/12/31	1/22/2004	68,098 00	34,856 88	33,241 12
400 00	CISCO SYS INC	COM	86/12/31-04/12/31	1/27/2004	11,365 46	5,809 48	5,555 98
17 100 00	CISCO SYS INC	COM	86/12/31-04/12/31	6/14/2004	407,322 00	248,355 27	158,966 73
1,300 00	CITIGROUP INC	COM	86/12/31-04/12/31	5/14/2004	59,255 21	54,232 51	5,022 70
2 500 00	CITIGROUP INC	COM	86/12/31-04/12/31	5/18/2004	113,309 59	104,293 30	9 016 29
5,400 00	CITIGROUP INC	COM	86/12/31-04/12/31	5/19/2004	246,158 63	195,371 42	50,787 21
2,000 00	CITIGROUP INC	COM	86/12/31-04/12/31	5/20/2004	90,851 87	55 937 07	34 914 80
2,000 00	COX COMMUNICATIONS INC NEW	CL A	86/12/31-04/12/31	8/11/2004	65,198 47	67,600 00	(2,401 53)
4,800 00	COX COMMUNICATIONS INC NEW	CL A	86/12/31-04/12/31	8/12/2004	159,822 00	165,620 00	(5,798 00)
3,400 00	COX COMMUNICATIONS INC NEW	CL A	86/12/31-04/12/31	8/13/2004	110,553 85	114,920 00	(4,366 15)
1,200 00	COX COMMUNICATIONS INC NEW	CL A	86/12/31-04/12/31	8/16/2004	39,208 48	40,560 00	(1,351 52)
5,200 00	COX COMMUNICATIONS INC NEW	CL A	86/12/31-04/12/31	10/20/2004	178,642 33	174,844 34	3,797 99
1,900 00	COX COMMUNICATIONS INC NEW	CL A	86/12/31-04/12/31	10/21/2004	65,283 04	62,073 62	3,209 42
1,600 00	COX COMMUNICATIONS INC NEW	CL A	86/12/31-04/12/31	10/22/2004	54,975 51	51,598 88	3,376 63
15,400 00	CREDENCE SYSTEMS CORP	COM	86/12/31-04/12/31	6/14/2004	202,664 00	323,400 00	(120,736 00)
7,600 00	DEL MONTE FOODS CO	COM	86/12/31-04/12/31	8/2/2004	79,307 17	58,702 32	20,604 85
2,700 00	DEL MONTE FOODS CO	COM	86/12/31-04/12/31	8/3/2004	27,803 40	20,604 78	7,198 62
9,500 00	DEL MONTE FOODS CO	COM	86/12/31-04/12/31	8/4/2004	97,852 45	72,082 20	25,770 25
2,300 00	DEL MONTE FOODS CO	COM	86/12/31-04/12/31	8/5/2004	23,680 70	17,347 06	6,333 64
700 00	DEL MONTE FOODS CO	COM	86/12/31-04/12/31	8/6/2004	7,177 98	5,279 54	1,898 44
4,700 00	DEL MONTE FOODS CO	COM	86/12/31-04/12/31	7/30/2004	49,149 09	36,691 08	12,458 01
6,300 00	DIRECTV GROUP INC	COM	86/12/31-04/12/31	6/14/2004	108,675 00	98,750 38	9,924 62
1,100 00	DISNEY WALT CO	DISNEY COM	86/12/31-04/12/31	1/13/2004	27,334 70	26,204 36	1,130 34
100 00	DISNEY WALT CO	DISNEY COM	86/12/31-04/12/31	1/14/2004	2,466 88	2,382 21	84 67
1,800 00	DISNEY WALT CO	DISNEY COM	86/12/31-04/12/31	1/14/2004	44,544 31	42,879 86	1,664 45
600 00	DISNEY WALT CO	DISNEY COM	86/12/31-04/12/31	1/15/2004	14,895 80	14,293 29	602 51
100 00	DISNEY WALT CO	DISNEY COM	86/12/31-04/12/31	1/16/2004	2,480 88	2,382 21	98 67
1,300 00	DISNEY WALT CO	DISNEY COM	86/12/31-04/12/31	1/16/2004	32,268 82	30,968 79	1,298 03
300 00	DISNEY WALT CO	DISNEY COM	86/12/31-04/12/31	1/20/2004	7,345 84	7,146 64	199 20
100 00	DISNEY WALT CO	DISNEY COM	86/12/31-04/12/31	1/20/2004	2,483 88	2 382 21	101 67
1,100 00	DISNEY WALT CO	DISNEY COM	86/12/31-04/12/31	1/21/2004	26,949 28	26,204 36	744 92
400 00	DISNEY WALT CO	DISNEY COM	86/12/31-04/12/31	1/22/2004	9,860 37	9,528 86	331 51
4,000 00	DISNEY WALT CO	DISNEY COM	86/12/31-04/12/31	2/13/2004	108,624 50	95,288 58	13,335 92
800 00	DISNEY WALT CO	DISNEY COM	86/12/31-04/12/31	2/17/2004	21,885 61	19,057 72	2,827 89
700 00	DISNEY WALT CO	DISNEY COM	86/12/31-04/12/31	3/1/2004	18,871 26	16,675 50	2,195 76
300 00	DISNEY WALT CO	DISNEY COM	86/12/31-04/12/31	3/2/2004	8,087 68	7,146 65	941 03
700 00	DISNEY WALT CO	DISNEY COM	86/12/31-04/12/31	3/5/2004	18,540 87	13,985 72	4,555 15
600 00	DISNEY WALT CO	DISNEY COM	86/12/31-04/12/31	3/8/2004	15,839 32	10,258 62	5,580 70
500 00	DISNEY WALT CO	DISNEY COM	86/12/31-04/12/31	5/3/2004	11,494 88	7,350 65	4,144 23
2,100 00	DISNEY WALT CO	DISNEY COM	86/12/31-04/12/31	5/3/2004	48,403 23	35,905 17	12,498 06
1,500 00	DISNEY WALT CO	DISNEY COM	86/12/31-04/12/31	5/4/2004	34,442 19	22,051 95	12,390 24
2,000 00	DISNEY WALT CO	DISNEY COM	86/12/31-04/12/31	5/5/2004	46,322 91	28,971 68	17,351 23
600 00	DISNEY WALT CO	DISNEY COM	86/12/31-04/12/31	5/11/2004	13,775 67	8,534 76	5,240 91
2,100 00	DISNEY WALT CO	DISNEY COM	86/12/31-04/12/31	4/29/2004	50,052 32	35,905 17	14,147 15
2,800 00	DISNEY WALT CO	DISNEY COM	86/12/31-04/12/31	4/30/2004	64,575 16	47,873 56	16,701 60
100 00	DISNEY WALT CO	DISNEY COM	86/12/31-04/12/31	4/30/2004	2,343 39	1,709 77	633 62
200 00	DISNEY WALT CO	DISNEY COM	86/12/31-04/12/31	4/30/2004	4,737 88	3,419 54	1,318 34
7,100 00	DU PONT E I DE NEMOURS + CO	COM	86/12/31-04/12/31	11/3/2004	307,129 57	299,481 15	7,648 42
1,100 00	EBAY INC	COM	86/12/31-04/12/31	5/4/2004	90,185 23	29,672 33	60,512 90
2,100 00	EBAY INC	COM	86/12/31-04/12/31	6/14/2004	183,540 00	56,636 20	126,903 80
100 00	EXXON MOBIL CORP	COM	86/12/31-04/12/31	11/1/2004	4,880 88	4,002 61	878 27
2,500 00	EXXON MOBIL CORP	COM	86/12/31-04/12/31	11/1/2004	122,519 88	100,065 25	22,454 63
200 00	EXXON MOBIL CORP	COM	86/12/31-04/12/31	11/2/2004	9,735 77	8,005 22	1,730 55
1,900 00	EXXON MOBIL CORP	COM	86/12/31-04/12/31	11/2/2004	92,475 20	76,049 59	16,425 61
600 00	EXXON MOBIL CORP	COM	86/12/31-04/12/31	11/3/2004	29,315 49	24,015 66	5,299 83
3,500 00	EXXON MOBIL CORP	COM	86/12/31-04/12/31	11/24/2004	179,428 19	140,091 35	39,336 84
4,000 00	EXXON MOBIL CORP	COM	86/12/31-04/12/31	10/29/2004	196,428 60	160,104 40	36,324 20
1,500 00	FAIRFAX FINL HLDGS LTD	SUB VTG	86/12/31-04/12/31	10/20/2004	194,668 81	220,877 53	(26,208 72)
100 00	FAIRFAX FINL HLDGS LTD	SUB VTG	86/12/31-04/12/31	10/25/2004	12,662 98	14,697 20	(2,034 22)
200 00	FAIRFAX FINL HLDGS LTD	SUB VTG	86/12/31-04/12/31	11/24/2004	32,832 09	29,394 39	3,437 70
100 00	FAIRFAX FINL HLDGS LTD	SUB VTG	86/12/31-04/12/31	10/27/2004	12,225 40	14,697 19	(2,471 79)
20,500 00	NATIONAL GRID TRANSCO PLC	ORD GBP0 10	86/12/31-04/12/31	6/14/2004	158,899 71	164,226 06	(5,326 35)
5,300 00	NATIONAL GRID TRANSCO PLC	ORD GBP0 10	86/12/31-04/12/31	10/13/2004	44,926 03	42,167 04	2,758 99
3,200 00	NATIONAL GRID TRANSCO PLC	ORD GBP0 10	86/12/31-04/12/31	10/14/2004	27,103 09	25,125 52	1,977 57
3,200 00	NATIONAL GRID TRANSCO PLC	ORD GBP0 10	86/12/31-04/12/31	10/15/2004	27,075 62	24,888 48	2,187 14
1,300 00	NATIONAL GRID TRANSCO PLC	ORD GBP0 10	86/12/31-04/12/31	10/18/2004	10,960 84	10,104 18	856 66
1,200 00	NATIONAL GRID TRANSCO PLC	ORD GBP0 10	86/12/31-04/12/31	10/19/2004	10,229 87	9,297 05	932 82
2,400 00	FEDERAL HOME LN MTG CORP	COM	86/12/31-04/12/31	11/24/2004	162,265 96	152,599 78	9,666 18
14,200 00	BARCLAYS	ORD GBP0 25	86/12/31-04/12/31	6/14/2004	126,196 53	98,056 65	28,139 88
6,900 00	BARCLAYS	ORD GBP0 25	86/12/31-04/12/31	8/18/2004	64,567 89	42,093 95	22,473 94
13,700 00	BARCLAYS	ORD GBP0 25	86/12/31-04/12/31	8/19/2004	126,644 38	83,426 37	43,218 01
14,800 00	BARCLAYS	ORD GBP0 25	86/12/31-04/12/31	8/20/2004	135,647 28	89,821 43	45,825 85
6,100 00	FEDERAL NATL MTG ASSN	COM	86/12/31-04/12/31	6/14/2004	427,732 00	474,072 86	(46,340 86)
2,600 00	FLEETBOSTON FINL CORP	COM	86/12/31-04/12/31	1/22/2004	115,906 99	70,611 58	45,295 41
2,400 00	FLEETBOSTON FINL CORP	COM	86/12/31-04/12/31	1/23/2004	106,579 24	65,179 92	41,399 32
10,000 00	FLEETBOSTON FINL CORP	COM	86/12/31-04/12/31	4/1/2004	270,886 84	270,886 84	-
7,500 00	FLUOR CORP NEW	COM	86/12/31-04/12/31	6/14/2004	326,925.00	315,282 75	11,642 25
6,000 00	FOREST LABS INC	COM	86/12/31-04/12/31	6/14/2004	371,220 00	300,976 11	70,243 89
600 00	GENERAL ELEC CO	COM	86/12/31-04/12/31	1/12/2004	19,193 52	18,960 00	233 52
800 00	GENERAL ELEC CO	COM	86/12/31-04/12/31	1/13/2004	25,269 93	25,280 00	(10 07)
700 00	GENERAL ELEC CO	COM	86/12/31-04/12/31	1/14/2004	22,169 22	22,120 00	49 22
100 00	GENERAL ELEC CO	COM	86/12/31-04/12/31	1/15/2004	3,196 25	3,160 00	36 25
400 00	GENERAL ELEC CO	COM	86/12/31-04/12/31	1/16/2004	13,195 50	12,640 00	555 50
200 00	GENERAL ELEC CO	COM	86/12/31-04/12/31	1/20/2004	6,652 10	6,320 00	332 10

THE ROCKEFELLER FOUNDATION
EMPLOYEE ID NO 13-1659629
GAIN AND LOSSES FOR TAX ON INVESTMENT INCOME
FORM 990 PF 2004, PART IV

Shares/Par Value	Security Name	Security Description	Date Bought	Date Sold	Proceeds	Cost	Realized
1,400 00	GOLDMAN SACHS GROUP INC	COM	86/12/31-04/12/31	6/14/2004	130,214 00	111,697 18	18,516 82
4,700 00	BOUYGUES	EUR1	86/12/31-04/12/31	11/24/2004	201,746 82	141,873 43	59,873 39
200 00	HEALTH MGMT ASSOC	CL A	86/12/31-04/12/31	8/18/2004	3,975 90	5,208 44	(1,232 54)
1,800 00	HEALTH MGMT ASSOC	CL A	86/12/31-04/12/31	8/18/2004	35,694 96	46,843 72	(11,148 76)
200 00	HEALTH MGMT ASSOC	CL A	86/12/31-04/12/31	8/18/2004	3,988 90	5,208 44	(1,219 54)
1,200 00	HEALTH MGMT ASSOC	CL A	86/12/31-04/12/31	8/19/2004	23,617 96	31,167 26	(7,549 30)
1,200 00	HEALTH MGMT ASSOC	CL A	86/12/31-04/12/31	8/20/2004	23,581 84	30,928 60	(7,346 76)
1,200 00	HEALTH MGMT ASSOC	CL A	86/12/31-04/12/31	8/23/2004	23,511 52	30,431 64	(6,920 12)
100 00	HEALTH MGMT ASSOC	CL A	86/12/31-04/12/31	8/24/2004	1,943 03	2,494 67	(551 64)
800 00	HEALTH MGMT ASSOC	CL A	86/12/31-04/12/31	8/24/2004	15,476 75	20,216 49	(4,739 74)
800 00	HEALTH MGMT ASSOC	CL A	86/12/31-04/12/31	8/25/2004	15,528 99	19,957 36	(4,428 37)
1,700 00	HEALTH MGMT ASSOC	CL A	86/12/31-04/12/31	8/26/2004	33,146 50	41,077 37	(7,930 87)
700 00	HEALTH MGMT ASSOC	CL A	86/12/31-04/12/31	9/1/2004	13,348 26	16,299 57	(2,951 31)
600 00	HEALTH MGMT ASSOC	CL A	86/12/31-04/12/31	8/30/2004	11,585 78	13,971 06	(2,385 28)
1,500 00	HEALTH MGMT ASSOC	CL A	86/12/31-04/12/31	8/31/2004	28,561 43	34,927 65	(6,366 22)
100 00	HEALTH MGMT ASSOC	CL A	86/12/31-04/12/31	8/31/2004	1,910 95	2,328 51	(417 56)
300 00	HEALTH MGMT ASSOC	CL A	86/12/31-04/12/31	8/31/2004	5,718 85	6,985 53	(1,266 68)
800 00	HEALTH MGMT ASSOC	CL A	86/12/31-04/12/31	8/27/2004	15,535 07	18,628 08	(3,093 01)
1,900 00	HEINZ H J CO	COM	86/12/31-04/12/31	6/14/2004	71,801 00	72,267 50	(466 50)
1,400 00	HEINZ H J CO	COM	86/12/31-04/12/31	9/1/2004	53,151 01	53,249 74	(98 73)
600 00	HEINZ H J CO	COM	86/12/31-04/12/31	9/2/2004	22,909 62	22,523 51	386 11
500 00	HEINZ H J CO	COM	86/12/31-04/12/31	9/3/2004	19,148 45	17,528 74	1,619 71
500 00	HEINZ H J CO	COM	86/12/31-04/12/31	9/7/2004	19,127 35	17,528 74	1,598 61
500 00	HEINZ H J CO	COM	86/12/31-04/12/31	9/8/2004	18,888 15	17,528 74	1,359 41
500 00	HEINZ H J CO	COM	86/12/31-04/12/31	9/9/2004	18,838 45	16,716 64	2,121 81
700 00	HEINZ H J CO	COM	86/12/31-04/12/31	9/10/2004	26,048 27	22,645 35	3,402 92
100 00	HEINZ H J CO	COM	86/12/31-04/12/31	9/13/2004	3,724 41	3,235 05	489 36
800 00	HEINZ H J CO	COM	86/12/31-04/12/31	9/13/2004	29,892 25	25,880 40	4,011 85
200 00	HEINZ H J CO	COM	86/12/31-04/12/31	9/14/2004	7,483 36	6,470 10	1,013 26
100 00	HEINZ H J CO	COM	86/12/31-04/12/31	9/15/2004	3,714 52	3,235 05	479 47
300 00	HEINZ H J CO	COM	86/12/31-04/12/31	8/31/2004	11,363 97	11,410 66	(46 69)
65,000 00	UNICREDITO ITALIAN	EURO 50	86/12/31-04/12/31	11/17/2004	353,344 76	319,689 92	33,654 84
0 75	HUGHES ELECTRONICS CORP	COM	86/12/31-04/12/31	1/13/2004	12 17	11 80	0 37
6,500 00	IAC / INTERACTIVECORP	COM	86/12/31-04/12/31	10/21/2004	129,138 32	196,599 00	(67,460 68)
1,900 00	IAC / INTERACTIVECORP	COM	86/12/31-04/12/31	10/22/2004	37,504 55	57,467 40	(19,962 85)
3,900 00	IAC / INTERACTIVECORP	COM	86/12/31-04/12/31	10/25/2004	77,087 54	117,959 40	(40,871 86)
5,900 00	INCO LTD	COM	86/12/31-04/12/31	6/14/2004	190,275 00	194,859 01	(4,584 01)
2,100 00	INCO LTD	COM	86/12/31-04/12/31	2/3/2004	75,375 48	50,084 15	25,291 33
200 00	INCO LTD	COM	86/12/31-04/12/31	2/4/2004	7,082 57	4,763 06	2,319 51
400 00	INCO LTD	COM	86/12/31-04/12/31	2/5/2004	13,972 12	9,526 12	4,446 00
200 00	INCO LTD	COM	86/12/31-04/12/31	2/5/2004	6,994 14	4,763 06	2,231 08
400 00	INCO LTD	COM	86/12/31-04/12/31	2/6/2004	14,131 37	9,283 35	4,848 02
2,000 00	INCO LTD	COM	86/12/31-04/12/31	2/6/2004	70,576 48	46,912 60	23,663 88
800 00	INCO LTD	COM	86/12/31-04/12/31	2/9/2004	28,589 23	18,529 77	10,059 46
900 00	INCO LTD	COM	86/12/31-04/12/31	2/10/2004	32,685 12	20,827 73	11,857 39
2,500 00	INCO LTD	COM	86/12/31-04/12/31	2/11/2004	93,159 51	58,120 09	35,039 42
900 00	INCO LTD	COM	86/12/31-04/12/31	2/12/2004	34,094 52	20,864 93	13,229 59
1,200 00	INCO LTD	COM	86/12/31-04/12/31	2/17/2004	44,991 01	27,758 14	17,232 87
1,000 00	INCO LTD	COM	86/12/31-04/12/31	2/18/2004	38,191 85	22,827 95	15,363 90
6,700 00	INTERACTIVE CORP	COM	86/12/31-04/12/31	6/14/2004	203,479 00	211,965 31	(8,486 31)
1,000 00	INTERNATIONAL BUSINESS MACHS	COM	86/12/31-04/12/31	12/16/2004	97,380 62	68,794 30	28,586 32
4,700 00	TELEKOM AUSTRIA	NPV	86/12/31-04/12/31	8/3/2004	70,442 51	41,072 16	29,370 35
9,948 00	TELEKOM AUSTRIA	NPV	86/12/31-04/12/31	8/18/2004	171,563 34	83,982 15	87,581 19
300 00	NORSK HYDRO AS	NOK20	86/12/31-04/12/31	3/18/2004	21,671 77	15,349 43	6,322 34
300 00	NORSK HYDRO AS	NOK20	86/12/31-04/12/31	4/1/2004	18,987 24	12,241 33	6,745 91
300 00	NORSK HYDRO AS	NOK20	86/12/31-04/12/31	4/2/2004	18,890 28	12,201 79	6,688 49
200 00	NORSK HYDRO AS	NOK20	86/12/31-04/12/31	4/5/2004	12,862 66	8,114 04	4,748 62
200 00	NORSK HYDRO AS	NOK20	86/12/31-04/12/31	4/6/2004	12,940 31	8,100 32	4,839 99
200 00	NORSK HYDRO AS	NOK20	86/12/31-04/12/31	4/7/2004	13,117 30	8,100 32	5,016 98
300 00	NORSK HYDRO AS	NOK20	86/12/31-04/12/31	4/13/2004	19,946 63	12,031 21	7,915 42
200 00	NORSK HYDRO AS	NOK20	86/12/31-04/12/31	4/14/2004	13,049 96	7,908 99	5,140 97
200 00	NORSK HYDRO AS	NOK20	86/12/31-04/12/31	4/15/2004	13,078 79	7,881 84	5,196 95
300 00	NORSK HYDRO AS	NOK20	86/12/31-04/12/31	4/16/2004	20,058 07	11,822 76	8,235 31
200 00	NORSK HYDRO AS	NOK20	86/12/31-04/12/31	4/19/2004	13,357 38	7,881 84	5,475 54
200 00	NORSK HYDRO AS	NOK20	86/12/31-04/12/31	4/20/2004	13,155 28	7,881 84	5,273 44
300 00	NORSK HYDRO AS	NOK20	86/12/31-04/12/31	5/3/2004	17,665 02	11,822 76	5,842 26
700 00	NORSK HYDRO AS	NOK20	86/12/31-04/12/31	5/4/2004	42,598 49	27,285 44	15,313 05
1,600 00	NORSK HYDRO AS	NOK20	86/12/31-04/12/31	5/5/2004	99,945 26	60,646 72	39,298 54
700 00	NORSK HYDRO AS	NOK20	86/12/31-04/12/31	5/6/2004	43,378 38	26,471 59	16,906 79
600 00	NORSK HYDRO AS	NOK20	86/12/31-04/12/31	5/7/2004	36,354 44	22,374 43	13,980 01
300 00	NORSK HYDRO AS	NOK20	86/12/31-04/12/31	5/18/2004	17,592 11	11,187 21	6,404 90
300 00	NORSK HYDRO AS	NOK20	86/12/31-04/12/31	5/21/2004	17,711 35	11,187 21	6,524 14
200 00	NORSK HYDRO AS	NOK20	86/12/31-04/12/31	5/24/2004	11,846 12	7,458 14	4,387 98
400 00	NORSK HYDRO AS	NOK20	86/12/31-04/12/31	5/25/2004	24,389 50	14,916 29	9,473 21
600 00	NORSK HYDRO AS	NOK20	86/12/31-04/12/31	6/1/2004	37,564 65	22,341 04	15,223 61
300 00	NORSK HYDRO AS	NOK20	86/12/31-04/12/31	6/2/2004	19,110 67	11,167 18	7,943 49
200 00	NORSK HYDRO AS	NOK20	86/12/31-04/12/31	6/4/2004	12,835 10	7,444 79	5,390 31
100 00	NORSK HYDRO AS	NOK20	86/12/31-04/12/31	6/7/2004	6,470 48	3,722 39	2,748 09
3,000 00	NORSK HYDRO AS	NOK20	86/12/31-04/12/31	6/14/2004	189,162 22	110,969 84	78,192 38
1,000 00	NORSK HYDRO AS	NOK20	86/12/31-04/12/31	12/3/2004	78,195 32	36,814 74	41,380 58
500 00	NORSK HYDRO AS	NOK20	86/12/31-04/12/31	12/6/2004	39,522 85	18,394 90	21,127 95
200 00	NORSK HYDRO AS	NOK20	86/12/31-04/12/31	3/30/2004	12,501 82	9,023 32	3,478 50
400 00	NORSK HYDRO AS	NOK20	86/12/31-04/12/31	3/31/2004	25,294 21	16,724 04	8,570 17
600 00	NORSK HYDRO AS	NOK20	86/12/31-04/12/31	4/30/2004	35,300 69	23,645 52	11,655 17
200 00	NORSK HYDRO AS	NOK20	86/12/31-04/12/31	5/27/2004	12,506 89	7,458 14	5,048 75

THE ROCKEFELLER FOUNDATION
EMPLOYEE ID NO 13-1659629
GAIN AND LOSSES FOR TAX ON INVESTMENT INCOME
FORM 990 PF 2004, PART IV

Shares/Par Value	Security Name	Security Description	Date Bought	Date Sold	Proceeds	Cost	Realized
300 00	NORSK HYDRO AS	NOK20	86/12/31-04/12/31	5/26/2004	18,570 35	11,187 22	7,383 13
18,300 00	JDS UNIPHASE CORP	COM	86/12/31-04/12/31	4/8/2004	78,574 68	45,781 11	32,793 57
69 300 00	JDS UNIPHASE CORP	COM	86/12/31-04/12/31	4/8/2004	299,077 88	176,629 93	122,447 95
36,700 00	JDS UNIPHASE CORP	COM	86/12/31-04/12/31	4/12/2004	157,020 91	90,379 03	66,641 88
3,000 00	J P MORGAN CHASE + CO	COM	86/12/31-04/12/31	4/6/2004	124,272 09	106,451 10	17,820 99
100 00	RENAULT (REGIE NATIONALE)	EUR3 81	86/12/31-04/12/31	1/5/2004	7,009 97	6,122 23	887 74
100 00	RENAULT (REGIE NATIONALE)	EUR3 81	86/12/31-04/12/31	1/7/2004	6,918 12	6,122 24	795 88
100 00	RENAULT (REGIE NATIONALE)	EUR3 81	86/12/31-04/12/31	1/13/2004	6,911 29	6,122 23	789 06
100 00	RENAULT (REGIE NATIONALE)	EUR3 81	86/12/31-04/12/31	1/14/2004	6,980 50	6,122 24	858 26
100 00	RENAULT (REGIE NATIONALE)	EUR3 81	86/12/31-04/12/31	1/19/2004	6,877 38	6,122 23	755 15
100 00	RENAULT (REGIE NATIONALE)	EUR3 81	86/12/31-04/12/31	1/20/2004	7,007 31	6 122 23	885 08
100 00	RENAULT (REGIE NATIONALE)	EUR3 81	86/12/31-04/12/31	2/17/2004	7,131 37	6,122 24	1,009 13
100 00	RENAULT (REGIE NATIONALE)	EUR3 81	86/12/31-04/12/31	2/19/2004	7,123 65	6,122 24	1,001 41
100 00	RENAULT (REGIE NATIONALE)	EUR3 81	86/12/31-04/12/31	3/2/2004	6,986 07	6,122 24	863 83
100 00	RENAULT (REGIE NATIONALE)	EUR3 81	86/12/31-04/12/31	3/4/2004	7,035 53	6,122 23	913 30
100 00	RENAULT (REGIE NATIONALE)	EUR3 81	86/12/31-04/12/31	3/5/2004	7,190 98	4,636 00	2,554 98
100 00	RENAULT (REGIE NATIONALE)	EUR3 81	86/12/31-04/12/31	3/8/2004	7,231 56	4,636 00	2,595 56
200 00	RENAULT (REGIE NATIONALE)	EUR3 81	86/12/31-04/12/31	3/25/2004	13,214 55	9,272 01	3,942 54
200 00	RENAULT (REGIE NATIONALE)	EUR3 81	86/12/31-04/12/31	3/26/2004	13,400 87	9,272 01	4,128 86
100 00	RENAULT (REGIE NATIONALE)	EUR3 81	86/12/31-04/12/31	4/2/2004	7,064 07	4,636 00	2,428 07
1 200 00	RENAULT (REGIE NATIONALE)	EUR3 81	86/12/31-04/12/31	4/6/2004	86,042 42	55,632 05	30,410 37
2,700 00	RENAULT (REGIE NATIONALE)	EUR3 81	86/12/31-04/12/31	6/14/2004	200,107 87	125,172 11	74,935 76
100 00	RENAULT (REGIE NATIONALE)	EUR3 81	86/12/31-04/12/31	2/27/2004	6,996 76	6,122 23	874 53
300 00	KLA TENCOR CORP	COM	86/12/31-04/12/31	1/15/2004	18,607 91	15,547 83	3,060 08
100 00	KLA TENCOR CORP	COM	86/12/31-04/12/31	1/16/2004	6,210 67	5,182 61	1,028 06
300 00	KLA TENCOR CORP	COM	86/12/31-04/12/31	1/20/2004	18,712 64	15,547 83	3,164 81
6,600 00	KLA TENCOR CORP	COM	86/12/31-04/12/31	6/14/2004	304,524 00	327,743 29	(23 219 29)
1,000 00	VIVENDI UNIVERSAL	EUR5 5	86/12/31-04/12/31	3/5/2004	28,529 95	31,888 86	(3,358 91)
200 00	VIVENDI UNIVERSAL	EUR5 5	86/12/31-04/12/31	3/8/2004	5,692 88	6,377 77	(684 89)
3,100 00	VIVENDI UNIVERSAL	EUR5 5	86/12/31-04/12/31	4/13/2004	82,183 20	98 855 46	(16,672 26)
8,100 00	VIVENDI UNIVERSAL	EUR5 5	86/12/31-04/12/31	6/14/2004	207,826 78	177,607 00	30,219 78
1,000 00	SAP AG	NPV	86/12/31-04/12/31	4/26/2004	158,235 47	104,143 77	54,091 70
500 00	SAP AG	NPV	86/12/31-04/12/31	4/27/2004	79,145 99	50,007 50	29,138 49
100 00	SAP AG	NPV	86/12/31-04/12/31	5/27/2004	16,113 11	10,001 50	6,111 61
1,100 00	SAP AG	NPV	86/12/31-04/12/31	6/14/2004	176,435 82	110,016 49	66,419 33
10,900 00	FORENINGSSPARBK	SEK20 SER A	88/12/31-04/12/31	6/14/2004	202,450 65	136,313 19	66,137 46
600 00	FORENINGSSPARBK	SEK20 SER A	88/12/31-04/12/31	7/1/2004	11,388 41	7,503 48	3,884 93
2,900 00	FORENINGSSPARBK	SEK20 SER A	88/12/31-04/12/31	7/2/2004	55,731 53	36,266 81	19,464 72
700 00	FORENINGSSPARBK	SEK20 SER A	88/12/31-04/12/31	7/8/2004	13,245 49	8,754 06	4,491 43
600 00	FORENINGSSPARBK	SEK20 SER A	88/12/31-04/12/31	7/9/2004	11,294 16	7,503 48	3,790 68
600 00	FORENINGSSPARBK	SEK20 SER A	86/12/31-04/12/31	7/12/2004	11,300 09	7,503 48	3,796 61
600 00	FORENINGSSPARBK	SEK20 SER A	86/12/31-04/12/31	7/21/2004	11,166 81	7,503 48	3,663 33
800 00	FORENINGSSPARBK	SEK20 SER A	86/12/31-04/12/31	7/21/2004	14,889 07	10,004 64	4 884 43
3,400 00	FORENINGSSPARBK	SEK20 SER A	86/12/31-04/12/31	8/10/2004	63,651 79	42,519 70	21,132 09
1,700 00	FORENINGSSPARBK	SEK20 SER A	86/12/31-04/12/31	8/11/2004	31,387 48	21,259 85	10,127 63
2,100 00	FORENINGSSPARBK	SEK20 SER A	86/12/31-04/12/31	8/12/2004	39,022 12	25,449 93	13,572 19
4,100 00	FORENINGSSPARBK	SEK20 SER A	86/12/31-04/12/31	8/17/2004	76,744 82	49,282 23	27,462 59
800 00	FORENINGSSPARBK	SEK20 SER A	86/12/31-04/12/31	8/18/2004	14,994 73	9,536 14	5,458 59
1,400 00	FORENINGSSPARBK	SEK20 SER A	86/12/31-04/12/31	8/20/2004	26 303 98	16,624 85	9,679 13
900 00	FORENINGSSPARBK	SEK20 SER A	86/12/31-04/12/31	8/23/2004	16,840 69	10,687 40	6,153 29
1,600 00	FORENINGSSPARBK	SEK20 SER A	86/12/31-04/12/31	12/22/2004	39,246 95	18,999 83	20,247 12
2,900 00	FORENINGSSPARBK	SEK20 SER A	86/12/31-04/12/31	12/23/2004	71,441 03	34,400 57	37,040 46
800 00	FORENINGSSPARBK	SEK20 SER A	86/12/31-04/12/31	12/27/2004	20,045 62	9,488 65	10,556 97
1,000 00	FORENINGSSPARBK	SEK20 SER A	86/12/31-04/12/31	12/28/2004	24,991 04	11,860 81	13,130 23
2,200 00	FORENINGSSPARBK	SEK20 SER A	86/12/31-04/12/31	12/29/2004	54,845 62	26,093 78	28,751 84
3,200 00	FORENINGSSPARBK	SEK20 SER A	86/12/31-04/12/31	12/30/2004	79,760 48	37,954 59	41,805 89
3,700 00	KOHLS CORP	COM	86/12/31-04/12/31	10/11/2004	182,420 89	153,462 31	28,958 58
200 00	KOHLS CORP	COM	86/12/31-04/12/31	10/13/2004	9,851 96	8,295 26	1,556 70
1,100 00	KOHLS CORP	COM	86/12/31-04/12/31	10/15/2004	54,328 38	45,623 93	8,704 45
1,000 00	KOHLS CORP	COM	86/12/31-04/12/31	10/18/2004	49,486 34	41,476 30	8,010 04
900 00	UPM KYMMENE OY	NPV	86/12/31-04/12/31	7/26/2004	16,487 51	15,732 68	754 83
2,800 00	UPM KYMMENE OY	NPV	86/12/31-04/12/31	7/27/2004	52,312 77	48,946 11	3,366 66
900 00	UPM KYMMENE OY	NPV	86/12/31-04/12/31	8/2/2004	17,293 07	15,732 68	1,560 39
1,700 00	UPM KYMMENE OY	NPV	86/12/31-04/12/31	8/3/2004	33,011 39	29,717 28	3,294 11
900 00	UPM KYMMENE OY	NPV	86/12/31-04/12/31	8/4/2004	17,325 42	15,732 68	1,592 74
200 00	UPM KYMMENE OY	NPV	86/12/31-04/12/31	8/6/2004	3,878 62	3,496 15	382 47
2,200 00	UPM KYMMENE OY	NPV	86/12/31-04/12/31	7/28/2004	41,301 17	38,457 65	2,843 52
1,600 00	UPM KYMMENE OY	NPV	86/12/31-04/12/31	7/29/2004	30,377 36	27,969 20	2,408 16
2,100 00	UPM KYMMENE OY	NPV	86/12/31-04/12/31	7/30/2004	40,193 69	36,709 58	3,484 11
1,500 00	FRANCE TELECOM	EUR4	86/12/31-04/12/31	1/2/2004	43,155 01	33,931 99	9,223 02
3,300 00	FRANCE TELECOM	EUR4	86/12/31-04/12/31	1/5/2004	96,885 12	74,080 10	22,805 02
300 00	FRANCE TELECOM	EUR4	86/12/31-04/12/31	1/6/2004	8,877 94	6,719 50	2,158 44
2,300 00	FRANCE TELECOM	EUR4	86/12/31-04/12/31	4/13/2004	58,368 05	50,752 36	7,615 69
900 00	FRANCE TELECOM	EUR4	86/12/31-04/12/31	4/14/2004	22,372 25	19,654 30	2,717 95
300 00	FRANCE TELECOM	EUR4	86/12/31-04/12/31	4/15/2004	7,420 81	6,520 86	899 95
1,500 00	FRANCE TELECOM	EUR4	86/12/31-04/12/31	4/16/2004	37,049 93	32,604 33	4,445 60
1,600 00	FRANCE TELECOM	EUR4	86/12/31-04/12/31	4/20/2004	40,307 48	32,965 02	7,342 46
600 00	FRANCE TELECOM	EUR4	86/12/31-04/12/31	4/23/2004	14,779 49	12,316 56	2,462 93
700 00	FRANCE TELECOM	EUR4	86/12/31-04/12/31	4/26/2004	17,348 27	14,369 32	2,978 95
400 00	FRANCE TELECOM	EUR4	86/12/31-04/12/31	5/11/2004	9 096 03	8,186 58	909 45
300 00	FRANCE TELECOM	EUR4	86/12/31-04/12/31	5/14/2004	6 732 09	6,128 93	603 16
400 00	FRANCE TELECOM	EUR4	86/12/31-04/12/31	5/17/2004	9,057 58	8 171 90	885 68
3,700 00	FRANCE TELECOM	EUR4	86/12/31-04/12/31	11/24/2004	111,778 09	75 590 10	36,187 99
1,300 00	FRANCE TELECOM	EUR4	86/12/31-04/12/31	4/28/2004	32,207 20	26,685 89	5,521 31
4,100 00	LAUDER ESTEE COS INC	CL A	86/12/31-04/12/31	1/20/2004	164,517 09	148,297 00	16,220 09

THE ROCKEFELLER FOUNDATION
EMPLOYEE ID NO 13-1659629
GAIN AND LOSSES FOR TAX ON INVESTMENT INCOME
FORM 990 PF 2004, PART IV

Shares/Par Value	Security Name	Security Description	Date Bought	Date Sold	Proceeds	Cost	Realized
3,000 00	LAUDER ESTEE COS INC	CL A	86/12/31-04/12/31	6/14/2004	139,680 00	108,510 00	31,170 00
900 00	LAUDER ESTEE COS INC	CL A	86/12/31-04/12/31	6/18/2004	42,356 42	32,553 00	9,803 42
600 00	LAUDER ESTEE COS INC	CL A	86/12/31-04/12/31	6/21/2004	28,356 11	19,116 33	9,239 78
2,900 00	LAUDER ESTEE COS INC	CL A	86/12/31-04/12/31	6/22/2004	136,480 95	79,898 19	56,582 76
600 00	LAUDER ESTEE COS INC	CL A	86/12/31-04/12/31	6/23/2004	28,252 01	16,530 66	11,721 35
8,100 00	ROYAL DUTCH PETROL	EUR0 56(BR)	86/12/31-04/12/31	6/14/2004	408,064 37	438,945 96	(30,881 59)
9,800 00	ABN AMRO HLDGS NV	EUR0 56	86/12/31-04/12/31	6/14/2004	207,065 22	194,270 64	12,794 58
1,600 00	LILLY ELI + CO	COM	86/12/31-04/12/31	5/24/2004	113,395 74	112,960 33	435 41
800 00	LILLY ELI + CO	COM	86/12/31-04/12/31	5/25/2004	56,598 83	56,016 80	582 03
5,600 00	LILLY ELI + CO	COM	86/12/31-04/12/31	6/14/2004	412,384 00	389,168 19	23,215 81
1,400 00	LOWES COS INC	USD0 50	86/12/31-04/12/31	4/6/2004	77,045 23	59,528 56	17,516 67
4,500 00	LOWES COS INC	USD0 50	86/12/31-04/12/31	6/14/2004	245,250 00	191,341 80	53,908 20
1,200 00	DAIMLERCHRYSLER AG	ORD NPV(REGD)	86/12/31-04/12/31	10/14/2004	49,122 68	56,732 28	(7,609 60)
200 00	DAIMLERCHRYSLER AG	ORD NPV(REGD)	86/12/31-04/12/31	10/15/2004	8,168 22	9,455 38	(1,287 16)
807 00	SWISSCOM AG	CHF1 (REGD)	86/12/31-04/12/31	6/14/2004	252,487 89	232,867 15	19,620 74
1,200 00	CARREFOUR	EUR2 50	86/12/31-04/12/31	5/17/2004	53,386 55	61,020 54	(7,633 99)
1,300 00	CARREFOUR	EUR2 50	86/12/31-04/12/31	5/18/2004	58,077 29	65,629 60	(7,552 31)
400 00	CARREFOUR	EUR2 50	86/12/31-04/12/31	5/19/2004	18,390 20	20,068 19	(1,677 99)
6,900 00	CARREFOUR	EUR2 50	86/12/31-04/12/31	6/14/2004	330,619 42	324,294 48	6,324 94
5,700 00	SANOFI SYNTHELABO	EUR2	86/12/31-04/12/31	6/14/2004	370,071 63	364,919 74	5,151 89
3,100 00	SANOFI AVENTIS	EUR2	86/12/31-04/12/31	11/24/2004	234,684 76	198,465 12	36,219 64
500 00	ASSA ABLOY	SEK1 SER B	86/12/31-04/12/31	5/14/2004	5,659 43	6,471 87	(812 44)
500 00	ASSA ABLOY	SEK1 SER B	86/12/31-04/12/31	5/18/2004	5,649 42	6,471 87	(822 45)
600 00	ASSA ABLOY	SEK1 SER B	86/12/31-04/12/31	5/19/2004	7,001 57	7,766 25	(764 68)
500 00	ASSA ABLOY	SEK1 SER B	86/12/31-04/12/31	5/24/2004	5,780 63	6,471 87	(691 24)
500 00	ASSA ABLOY	SEK1 SER B	86/12/31-04/12/31	5/25/2004	5,725 71	6,471 87	(746 16)
1,200 00	ASSA ABLOY	SEK1 SER B	86/12/31-04/12/31	6/1/2004	13,917 14	15,532 49	(1,615 35)
700 00	ASSA ABLOY	SEK1 SER B	86/12/31-04/12/31	6/2/2004	8,296 52	9,060 62	(764 10)
1,000 00	ASSA ABLOY	SEK1 SER B	86/12/31-04/12/31	6/3/2004	11,872 94	12,943 74	(1,070 80)
1,200 00	ASSA ABLOY	SEK1 SER B	86/12/31-04/12/31	6/4/2004	14,868 44	15,532 49	(664 05)
700 00	ASSA ABLOY	SEK1 SER B	86/12/31-04/12/31	6/7/2004	8,779 31	9,060 62	(281 31)
12,100 00	ASSA ABLOY	SEK1 SER B	86/12/31-04/12/31	6/14/2004	147,708 18	146,572 77	1,135 41
600 00	ASSA ABLOY	SEK1 SER B	86/12/31-04/12/31	6/9/2004	7,332 12	7,766 25	(434 13)
1,900 00	ASSA ABLOY	SEK1 SER B	86/12/31-04/12/31	6/11/2004	23,055 89	24,593 11	(1,537 22)
2,800 00	ASSA ABLOY	SEK1 SER B	86/12/31-04/12/31	4/29/2004	34,254 09	36,242 48	(1,988 39)
600 00	ASSA ABLOY	SEK1 SER B	86/12/31-04/12/31	5/27/2004	7,022 67	7,766 25	(743 58)
500 00	ASSA ABLOY	SEK1 SER B	86/12/31-04/12/31	5/26/2004	5,746 67	6,471 87	(725 20)
900 00	SIEMENS AG NPV (REGD)	NPV (REGD)	86/12/31-04/12/31	5/5/2004	67,057 11	54,748 10	12,309 01
3,500 00	SIEMENS AG NPV (REGD)	NPV (REGD)	86/12/31-04/12/31	6/14/2004	249,309 01	212,909 26	36,399 75
-	TELEFONICA SA	EUR 1	88/12/31-04/12/31	11/12/2004	10,024 75	8,528 31	1,496 44
3,800 00	NOKIA (AB) OY	EUR0 06	86/12/31-04/12/31	2/5/2004	78,161 57	59,260 20	18,901 37
3,400 00	NOKIA (AB) OY	EUR0 06	86/12/31-04/12/31	2/6/2004	72,319 15	45,573 59	26,745 56
2,300 00	NOKIA (AB) OY	EUR0 06	86/12/31-04/12/31	2/9/2004	49,323 78	27,709 91	21,613 87
7,900 00	NOKIA (AB) OY	EUR0 06	86/12/31-04/12/31	2/16/2004	175,051 53	95,177 53	79,874 00
1,000 00	NOKIA (AB) OY	EUR0 06	86/12/31-04/12/31	2/17/2004	22,513 26	12,047 79	10,465 47
16 700 00	NOKIA (AB) OY	EUR0 06	86/12/31-04/12/31	2/18/2004	378,445 88	195,896 91	182,548 97
30,700 00	AEGON NV	EUR0 12	86/12/31-04/12/31	6/14/2004	369,505 86	678,271 61	(308,765 75)
10,000 00	AEGON NV	EUR0 12	88/12/31-04/12/31	11/24/2004	125,605 61	208,439 81	(82,834 20)
11,400 00	MICROSOFT CORP	COM	86/12/31-04/12/31	9/23/2004	311,063 37	296,784 18	14,279 19
8,600 00	ASML HOLDING NV	EUR0 02	86/12/31-04/12/31	6/14/2004	140,905 54	44,976 45	95,929 09
154 00	LINDT + SPRUENGLI	PTG CERT CHF10	86/12/31-04/12/31	6/14/2004	168,148 97	97,077 45	71,071 52
600 00	DANONE	EUR1	86/12/31-04/12/31	2/4/2004	102,150 15	81,680 78	20,469 37
600 00	DANONE	EUR1	86/12/31-04/12/31	6/14/2004	103,567 44	72,005 13	31,562 31
2,600 00	DANONE	EUR1	86/12/31-04/12/31	6/15/2004	-	-	-
72,000 00	HANG LUNG PROP	HKD1	86/12/31-04/12/31	6/14/2004	96,998 94	83,596 50	13,402 44
18,000 00	HANG LUNG PROP	HKD1	86/12/31-04/12/31	12/6/2004	27,039 74	20,899 13	6,140 61
18,000 00	HANG LUNG PROP	HKD1	86/12/31-04/12/31	12/10/2004	27,026 52	20,899 12	6,127 40
5 00	YAHOO JAPAN CORP	JPY50000	86/12/31-04/12/31	3/11/2004	93,221 60	20,958 30	72,263 30
5 00	YAHOO JAPAN CORP	JPY50000	86/12/31-04/12/31	3/12/2004	89,701 71	20,958 29	68,743 42
2 00	YAHOO JAPAN CORP	JPY50000	86/12/31-04/12/31	3/15/2004	37,029 13	8,383 32	28,645 81
3 00	YAHOO JAPAN CORP	JPY50000	86/12/31-04/12/31	3/16/2004	55,929 14	12,574 98	43,354 16
4 00	YAHOO JAPAN CORP	JPY50000	86/12/31-04/12/31	4/9/2004	47,513 87	7,704 82	39,809 05
3 00	YAHOO JAPAN CORP	JPY50000	86/12/31-04/12/31	4/12/2004	36,592 57	5,778 62	30,813 95
6 00	YAHOO JAPAN CORP	JPY50000	86/12/31-04/12/31	4/20/2004	66,268 05	11,455 33	54,812 72
7 00	YAHOO JAPAN CORP	JPY50000	86/12/31-04/12/31	4/21/2004	77,633 77	12,770 07	64,863 70
20 00	YAHOO JAPAN CORP	JPY50000	86/12/31-04/12/31	6/14/2004	188,884 85	38,756 26	150,128 59
25 00	YAHOO JAPAN CORP	JPY50000	86/12/31-04/12/31	2/25/2004	440,997 39	104,791 48	336,205 91
18 00	YAHOO JAPAN CORP	JPY50000	86/12/31-04/12/31	3/31/2004	214,606 62	35,969 09	178,637 53
3 00	YAHOO JAPAN CORP	JPY50000	86/12/31-04/12/31	5/28/2004	29,766 98	5,949 11	23,817 87
5 00	YAHOO JAPAN CORP	JPY50000	86/12/31-04/12/31	5/27/2004	48,729 13	9,915 19	38,813 94
700 00	MONSTER WORLDWIDE INC	COM	86/12/31-04/12/31	11/1/2004	19,602 06	15,032 95	4,569 11
200 00	MONSTER WORLDWIDE INC	COM	86/12/31-04/12/31	11/2/2004	5,596 86	4,295 13	1,301 73
1,800 00	MONSTER WORLDWIDE INC	COM	86/12/31-04/12/31	11/2/2004	50,531 11	38,259 27	12,271 84
1,600 00	MONSTER WORLDWIDE INC	COM	86/12/31-04/12/31	11/3/2004	44,994 30	32,645 80	12,348 50
900 00	MONSTER WORLDWIDE INC	COM	86/12/31-04/12/31	11/4/2004	25,488 66	17,796 29	7,692 37
1,200 00	MONSTER WORLDWIDE INC	COM	86/12/31-04/12/31	11/5/2004	34,801 34	23,297 20	11,504 14
900 00	MONSTER WORLDWIDE INC	COM	86/12/31-04/12/31	11/8/2004	25,717 43	17,021 20	8,696 23
1,200 00	MONSTER WORLDWIDE INC	COM	86/12/31-04/12/31	11/9/2004	33,258 42	22,694 93	10,563 49
800 00	MONSTER WORLDWIDE INC	COM	86/12/31-04/12/31	11/11/2004	22,441 87	14,917 61	7,524 26
800 00	MONSTER WORLDWIDE INC	COM	86/12/31-04/12/31	11/12/2004	22,637 94	14,332 34	8,305 60
500 00	MONSTER WORLDWIDE INC	COM	86/12/31-04/12/31	11/15/2004	14,143 91	8,666 23	5,477 68
100 00	MONSTER WORLDWIDE INC	COM	86/12/31-04/12/31	11/16/2004	2,804 92	1,733 25	1,071 67
200 00	MONSTER WORLDWIDE INC	COM	86/12/31-04/12/31	11/17/2004	5,827 32	3,466 49	2,160 83
200 00	MONSTER WORLDWIDE INC	COM	86/12/31-04/12/31	11/18/2004	5,608 14	3,466 49	2,141 65
900 00	MONSTER WORLDWIDE INC	COM	86/12/31-04/12/31	10/29/2004	25,180 33	22,723 37	2,456 96

THE ROCKEFELLER FOUNDATION
EMPLOYEE ID NO 13-1659629
GAIN AND LOSSES FOR TAX ON INVESTMENT INCOME
FORM 990 PF 2004, PART IV

Shares/Par Value	Security Name	Security Description	Date Bought	Date Sold	Proceeds	Cost	Realized
100 00	MONSTER WORLDWIDE INC	COM	86/12/31-04/12/31	11/30/2004	2,821 73	1,733 25	1,088 48
79 00	NTT DOCOMO	NPV	86/12/31-04/12/31	6/1/2004	146,461 56	199,960 97	(53,499 41)
42 00	NTT DOCOMO	NPV	86/12/31-04/12/31	5/31/2004	78,018 45	106,962 57	(28,944 12)
32,000 00	SINGAPORE PRESS HD	SGD1 (POST RECONSTRUCTION)	86/12/31-04/12/31	6/8/2004	-	-	-
13,900 00	BHP BILLITON LTD	NPV	86/12/31-04/12/31	11/24/2004	163,150 50	76,350 60	86,799 90
18,600 00	BHP BILLITON LTD	NPV	86/12/31-04/12/31	12/2/2004	222,878 44	102 167 00	120,711 44
2,000 00	CANON INC	JPY50	86/12/31-04/12/31	6/14/2004	103,341 81	86,529 93	16,811 88
500 00	CANON INC	JPY50	86/12/31-04/12/31	8/10/2004	22,950 02	19 833 18	3 116 84
500 00	CANON INC	JPY50	86/12/31-04/12/31	8/11/2004	23,313 08	19,833 18	3,479 90
500 00	CANON INC	JPY50	86/12/31-04/12/31	8/17/2004	22 948 12	19 833 19	3 114 93
40,500 00	JOHNSON ELEC HLDGS	HKD0 0125	86/12/31-04/12/31	2/23/2004	50 278 46	61,275 93	(10 997 47)
18,500 00	JOHNSON ELEC HLDGS	HKD0 0125	86/12/31-04/12/31	2/24/2004	22,813 77	27,990 24	(5,176 47)
21,000 00	JOHNSON ELEC HLDGS	HKD0 0125	86/12/31-04/12/31	2/25/2004	25,297 93	31,772 71	(6,474 78)
17,000 00	JOHNSON ELEC HLDGS	HKD0 0125	86/12/31-04/12/31	3/1/2004	20 405 55	25,720 76	(5,315 21)
279,500 00	JOHNSON ELEC HLDGS	HKD0 0125	86/12/31-04/12/31	6/14/2004	283,304 89	422,879 58	(139,574 69)
19,500 00	JOHNSON ELEC HLDGS	HKD0 0125	86/12/31-04/12/31	2/27/2004	23,534 02	29,503 23	(5,969 21)
19,799 00	FOSTERS GROUP	NPV	86/12/31-04/12/31	12/17/2004	84,094 16	50,283 72	33,810 44
14,001 00	FOSTERS GROUP	NPV	86/12/31-04/12/31	12/20/2004	59,864 17	35,558 48	24,305 69
64,000 00	FUJITSU	JPY50	86/12/31-04/12/31	4/30/2004	436,679 76	322,966 10	113,713 66
600 00	NAVISTAR INTL CORP INC	COM	86/12/31-04/12/31	11/17/2004	32,812 19	31,911 81	900 38
3,400 00	NAVISTAR INTL CORP INC	COM	86/12/31-04/12/31	12/1/2004	142,977 87	135,625 19	7,352 68
7,074 00	JAMES HARDIE INDS	NPV CHESS EUR0 5	86/12/31-04/12/31	12/6/2004	32,266 84	34,112 89	(1,846 05)
5,255 00	JAMES HARDIE INDS	NPV CHESS EUR0 5	86/12/31-04/12/31	12/8/2004	23,050 35	25,131 74	(2,081 39)
5,195 00	JAMES HARDIE INDS	NPV CHESS EUR0 5	86/12/31-04/12/31	12/9/2004	23,506 74	24,831 23	(1,324 49)
7,424 00	JAMES HARDIE INDS	NPV CHESS EUR0 5	86/12/31-04/12/31	12/16/2004	34,152 01	35,190 50	(1,038 49)
5,441 00	JAMES HARDIE INDS	NPV CHESS EUR0 5	86/12/31-04/12/31	12/17/2004	25,136 65	25,386 20	(249 55)
5,146 00	JAMES HARDIE INDS	NPV CHESS EUR0 5	86/12/31-04/12/31	12/20/2004	24,361 15	24,077 20	283 95
100 00	HOYA CORP	JPY50	86/12/31-04/12/31	5/24/2004	10,181 87	7,445 48	2,736 39
100 00	HOYA CORP	JPY50	86/12/31-04/12/31	5/26/2004	10,210 23	7,445 48	2,764 75
900 00	HOYA CORP	JPY50	86/12/31-04/12/31	6/14/2004	95,622 96	67,009 32	28,613 64
900 00	HOYA CORP	JPY50	86/12/31-04/12/31	11/24/2004	94,891 20	67,009 31	27,881 89
108 00	VODAFONE HOLDINGSG	NPV	86/12/31-04/12/31	5/31/2004	293,981 86	303,423 95	(9,442 09)
7,000 00	AEON CO LTD	JPY50	86/12/31-04/12/31	6/14/2004	287,958 59	197,380 86	90,577 73
8,000 00	MITSUBISHI ESTATE	JPY50	86/12/31-04/12/31	6/14/2004	99 237 20	97,207 45	2,029 75
41,000 00	MITSUBISHI MOTOR	JPY50	86/12/31-04/12/31	6/24/2004	65,690 54	121,339 50	(55,648 96)
10,000 00	MITSUBISHI MOTOR	JPY50	86/12/31-04/12/31	6/25/2004	15,827 44	29,595 00	(13,767 56)
16,000 00	MITSUBISHI MOTOR	JPY50	86/12/31-04/12/31	7/2/2004	24 963 58	47,352 00	(22 388 42)
7,000 00	MITSUBISHI MOTOR	JPY50	86/12/31-04/12/31	7/5/2004	10,818 47	20,716 50	(9,898 03)
2,000 00	MITSUBISHI MOTOR	JPY50	86/12/31-04/12/31	7/6/2004	2,976 91	5,919 00	(2,942 09)
7,000 00	MITSUBISHI MOTOR	JPY50	86/12/31-04/12/31	6/28/2004	11,053 79	20,716 50	(9,662 71)
48,000 00	MITSUBISHI MOTOR	JPY50	86/12/31-04/12/31	6/29/2004	79,851 10	142,056 00	(62,204 90)
3,900 00	MURATA MFG CO	JPY50	86/12/31-04/12/31	6/14/2004	218,516 16	246,939 14	(28,422 98)
11,900 00	NATL AUSTRALIA BK	NPV	86/12/31-04/12/31	6/14/2004	241,327 04	222,036.75	19,290 29
17 00	NATL AUSTRALIA BK	NPV	86/12/31-04/12/31	11/24/2004	371 66	340 74	30 92
43,000 00	NIKKO CORDIAL CORP	JPY50	86/12/31-04/12/31	6/14/2004	219,061 02	118,029 42	101,031 60
27,000 00	NEC CORP	JPY50	86/12/31-04/12/31	6/14/2004	188,303 67	176,020 23	12,283 44
4,000 00	NEC CORP	JPY50	86/12/31-04/12/31	9/24/2004	23,815 44	24,778 02	(962 58)
2,000 00	NEC CORP	JPY50	86/12/31-04/12/31	10/1/2004	11,945 38	12,165 37	(219 99)
9,000 00	NEC CORP	JPY50	86/12/31-04/12/31	10/4/2004	54,399 28	53,390 99	1,008 29
2,000 00	NEC CORP	JPY50	86/12/31-04/12/31	10/8/2004	12,204 25	8,393 90	3,810 35
9,000 00	NEC CORP	JPY50	86/12/31-04/12/31	10/21/2004	51,555 46	37,772 55	13,782 91
2,000 00	NEC CORP	JPY50	86/12/31-04/12/31	10/22/2004	11,602 89	8,393 90	3,208 99
2,000 00	NEC CORP	JPY50	86/12/31-04/12/31	11/1/2004	10,923 84	8,393 90	2,529 94
3,000 00	NEC CORP	JPY50	86/12/31-04/12/31	11/2/2004	16,264 68	12,590 85	3,673 83
4,000 00	NEC CORP	JPY50	86/12/31-04/12/31	11/4/2004	22 027 81	16,787 80	5,240 01
5,000 00	NEC CORP	JPY50	86/12/31-04/12/31	11/5/2004	27 627 37	20,984 74	6 642 63
3,000 00	NEC CORP	JPY50	86/12/31-04/12/31	11/8/2004	16,680 11	12,590 85	4,089 26
4,000 00	NEC CORP	JPY50	86/12/31-04/12/31	11/9/2004	22,264 81	16,787 80	5,477 01
7,000 00	NEC CORP	JPY50	86/12/31-04/12/31	11/12/2004	38,209 90	29,321 38	8,888 52
3,000 00	NEC CORP	JPY50	86/12/31-04/12/31	11/16/2004	16,761 09	12,419 06	4,342 03
2,000 00	NEC CORP	JPY50	86/12/31-04/12/31	12/2/2004	11,064 90	8,279 37	2,785 53
14,000 00	NEC CORP	JPY50	86/12/31-04/12/31	12/3/2004	83,149 89	57,955 61	25,194 28
4,000 00	NEC CORP	JPY50	86/12/31-04/12/31	12/6/2004	24,652 00	16,558 75	8,093 25
2,000 00	NEC CORP	JPY50	86/12/31-04/12/31	12/8/2004	11,873 62	8,279 37	3,594 25
2,000 00	NEC CORP	JPY50	86/12/31-04/12/31	12/10/2004	11,840 09	8,279 37	3,560 72
5,000 00	NEC CORP	JPY50	86/12/31-04/12/31	9/30/2004	29,778 00	30,528 59	(750 59)
2,000 00	NEC CORP	JPY50	86/12/31-04/12/31	9/30/2004	11,905 47	12,230 99	(325 52)
2,000 00	NEC CORP	JPY50	86/12/31-04/12/31	9/28/2004	11,655 67	12,230 99	(575 32)
4,000 00	NEC CORP	JPY50	86/12/31-04/12/31	10/29/2004	21,998 57	16,787 80	5,210 77
3,400 00	NISSIN FOOD PRODS	JPY50	86/12/31-04/12/31	6/14/2004	84,598 62	86,624 45	(2,025 83)
12,000 00	NISSAN MOTOR CO	JPY50	86/12/31-04/12/31	6/14/2004	123,901 20	92,120 85	31,780 35
3,000 00	NOMURA HOLDINGS	JPY50	86/12/31-04/12/31	6/25/2004	44,723 80	41,822 41	2,901 39
2,000 00	NOMURA HOLDINGS	JPY50	86/12/31-04/12/31	6/25/2004	29,706 33	27,881 61	1,824 72
2,000 00	NOMURA HOLDINGS	JPY50	86/12/31-04/12/31	7/1/2004	29,950 40	27,881 61	2,068 79
1,000 00	NOMURA HOLDINGS	JPY50	86/12/31-04/12/31	7/5/2004	14,490 16	13,940 80	549 36
2,000 00	NOMURA HOLDINGS	JPY50	86/12/31-04/12/31	6/30/2004	29,522 50	27,881 61	1,640 89
4,000 00	NOMURA HOLDINGS	JPY50	86/12/31-04/12/31	6/29/2004	59,963 39	55,763 22	4,200 17
3,000 00	NOMURA HOLDINGS	JPY50	86/12/31-04/12/31	6/28/2004	44,696 82	41,822 41	3,074 41
1,100 00	NORTHROP GRUMMAN CORP	COM	86/12/31-04/12/31	8/20/2004	56,334 30	50,632 07	5,702 23
1,200 00	NORTHROP GRUMMAN CORP	COM	86/12/31-04/12/31	8/23/2004	61,811 39	55,004 27	6,807 12
800 00	NORTHROP GRUMMAN CORP	COM	86/12/31-04/12/31	8/24/2004	41,156 39	36,193 32	4,963 07
100 00	NORTHROP GRUMMAN CORP	COM	86/12/31-04/12/31	9/1/2004	5,148 87	4,464 68	684 19
1,100 00	NORTHROP GRUMMAN CORP	COM	86/12/31-04/12/31	9/1/2004	56,558 36	49,207 04	7,351 32
1,000 00	NORTHROP GRUMMAN CORP	COM	86/12/31-04/12/31	9/2/2004	51,437 69	43,854 76	7,582 93
1,000 00	NORTHROP GRUMMAN CORP	COM	86/12/31-04/12/31	9/3/2004	51,629 19	43,656 75	7,972 44

THE ROCKEFELLER FOUNDATION
EMPLOYEE ID NO 13-1659629
GAIN AND LOSSES FOR TAX ON INVESTMENT INCOME
FORM 990 PF 2004, PART IV

Shares/Par Value	Security Name	Security Description	Date Bought	Date Sold	Proceeds	Cost	Realized
2,000 00	NORTHROP GRUMMAN CORP	COM	86/12/31-04/12/31	10/11/2004	103,847 56	87,313 50	16,534 06
2,200 00	NORTHROP GRUMMAN CORP	COM	86/12/31-04/12/31	10/12/2004	114,145 86	98,044 85	18,101 01
400 00	NORTHROP GRUMMAN CORP	COM	86/12/31-04/12/31	10/13/2004	20,817 51	17,462 70	3,354 81
1,900 00	NORTHROP GRUMMAN CORP	COM	86/12/31-04/12/31	8/31/2004	97,651 25	85,723 66	11,927 59
8,400 00	NOVELLUS SYS INC	COM	86/12/31-04/12/31	11/24/2004	236,673 69	190,087 80	46,585 89
1,900 00	SHIMAMURA CO	JPY50	86/12/31-04/12/31	6/14/2004	164,084 63	130,195 47	33,889 16
6,200 00	SHIN ETSU CHEM CO	JPY50	86/12/31-04/12/31	6/14/2004	216,200 51	253,844 20	(37,643 69)
8,000 00	SHIONOGI + CO	JPY50	86/12/31-04/12/31	6/14/2004	132,074 10	117,009 30	15,064 80
308,000 00	SINGAPORE TELECOMM	SGD0 15	86/12/31-04/12/31	6/14/2004	405,617 39	260,108 15	145,509 24
29,571 00	SINGAPORE TELECOMM	SGD0 15	86/12/31-04/12/31	9/1/2004	40,865 21	24,972 92	15,892 29
384,429 00	SINGAPORE TELECOMM	SGD0 15	86/12/31-04/12/31	9/1/2004	324,652 98	324,652 98	-
2,500 00	SONY CORP	JPY50	86/12/31-04/12/31	6/14/2004	92,172 18	134,345 74	(42,173 56)
20,000 00	SUZUKI MOTOR CORP	JPY50	86/12/31-04/12/31	6/14/2004	344,714 86	240,342 58	104,372 28
10,000 00	MITSUI SUMITOMO INSURANCE CO	JPY50	86/12/31-04/12/31	6/14/2004	94,442 43	85,549 82	8,892 61
2,000 00	MITSUI SUMITOMO INSURANCE CO	JPY50	86/12/31-04/12/31	11/1/2004	16,492 85	17,050 81	(557 96)
3,000 00	MITSUI SUMITOMO INSURANCE CO	JPY50	86/12/31-04/12/31	11/4/2004	25,601 15	25,510 99	90 16
3,000 00	MITSUI SUMITOMO INSURANCE CO	JPY50	86/12/31-04/12/31	12/22/2004	25,104 51	25,374 69	(270 18)
3,000 00	MITSUI SUMITOMO INSURANCE CO	JPY50	86/12/31-04/12/31	12/29/2004	25,648 21	25,095 56	552 65
5,000 00	TAIYO YUDEN CO	JPY50	86/12/31-04/12/31	3/10/2004	77,187 09	59,333 23	17,853 86
10,000 00	TAIYO YUDEN CO	JPY50	86/12/31-04/12/31	3/11/2004	151,389 58	113,806 93	37,582 65
3,000 00	TAIYO YUDEN CO	JPY50	86/12/31-04/12/31	3/12/2004	44,761 47	32,243 97	12,517 50
2,000 00	TAIYO YUDEN CO	JPY50	86/12/31-04/12/31	3/15/2004	30,543 32	21,495 98	9,047 34
1,000 00	TAIYO YUDEN CO	JPY50	86/12/31-04/12/31	3/16/2004	15,380 53	10,747 99	4,632 54
3,700 00	NEWS CORPORATION	NPV	86/12/31-04/12/31	1/14/2004	34,051 66	24,157 85	9,893 81
4,400 00	NEWS CORPORATION	NPV	86/12/31-04/12/31	1/15/2004	40,679 68	28,728 26	11,951 42
2,800 00	NEWS CORPORATION	NPV	86/12/31-04/12/31	1/16/2004	25,628 05	18,281 62	7,346 43
3,600 00	NEWS CORPORATION	NPV	86/12/31-04/12/31	1/19/2004	32,755 64	23,504 94	9,250 70
2,200 00	NEWS CORPORATION	NPV	86/12/31-04/12/31	1/20/2004	20,684 29	13,154 95	7,509 34
3,100 00	NEWS CORPORATION	NPV	86/12/31-04/12/31	1/21/2004	29,217 65	15,131 48	14,086 17
6,700 00	NEWS CORPORATION	NPV	86/12/31-04/12/31	1/22/2004	64,490 76	32,703 52	31,787 24
2,200 00	NEWS CORPORATION	NPV	86/12/31-04/12/31	1/27/2004	21,108 56	10,738 47	10,370 09
3,900 00	NEWS CORPORATION	NPV	86/12/31-04/12/31	1/28/2004	36,515 58	19,036 38	17,479 20
3,167 00	NEWS CORPORATION	NPV	86/12/31-04/12/31	2/2/2004	28,658 14	15,458 51	13,199 63
300 00	TOKYO ELECTRON	JPY50	86/12/31-04/12/31	10/1/2004	14,744 23	21,588 78	(6,844 55)
600 00	TOKYO ELECTRON	JPY50	86/12/31-04/12/31	10/4/2004	30,489 64	43,177 55	(12,687 91)
200 00	TOKYO ELECTRON	JPY50	86/12/31-04/12/31	10/19/2004	10,151 06	14,392 52	(4,241 46)
100 00	TOKYO ELECTRON	JPY50	86/12/31-04/12/31	10/22/2004	5,149 38	7,196 26	(2,046 88)
300 00	TOKYO ELECTRON	JPY50	86/12/31-04/12/31	9/30/2004	14,753 53	21,588 78	(6,835 25)
3,700 00	TOYOTA MOTOR CORP	JPY50	86/12/31-04/12/31	6/14/2004	139,774 79	124,803 96	14,870 83
5,600 00	TOYOTA MOTOR CORP	JPY50	86/12/31-04/12/31	8/2/2004	222,646 15	188,572 13	34,074 02
12,700 00	TOYOTA MOTOR CORP	JPY50	86/12/31-04/12/31	9/13/2004	489,359 80	401,778 14	87,581 66
600 00	PMC SIERRA INC	COM	86/12/31-04/12/31	1/5/2004	12,148 05	9,270 24	2,877 81
900 00	PMC SIERRA INC	COM	86/12/31-04/12/31	1/6/2004	18,304 42	13,905 36	4,399 06
100 00	PMC SIERRA INC	COM	86/12/31-04/12/31	1/6/2004	2,038 90	1,545 04	493 86
100 00	PMC SIERRA INC	COM	86/12/31-04/12/31	1/6/2004	2,035 90	1,545 04	490 86
100 00	PMC SIERRA INC	COM	86/12/31-04/12/31	1/7/2004	2,039 40	1,545 04	494 36
400 00	PMC SIERRA INC	COM	86/12/31-04/12/31	1/7/2004	8,145 97	6,180 16	1,965 81
100 00	PMC SIERRA INC	COM	86/12/31-04/12/31	1/7/2004	2,038 90	1,545 04	493 86
2,200 00	PMC SIERRA INC	COM	86/12/31-04/12/31	1/8/2004	45,712 31	33,990 88	11,721 43
500 00	PMC SIERRA INC	COM	86/12/31-04/12/31	1/9/2004	10,712 89	7,725 20	2,987 69
700 00	PMC SIERRA INC	COM	86/12/31-04/12/31	1/12/2004	15,361 33	10,815 28	4,546 05
200 00	PMC SIERRA INC	COM	86/12/31-04/12/31	1/13/2004	4,290 27	3,090 08	1,200 19
100 00	PMC SIERRA INC	COM	86/12/31-04/12/31	1/14/2004	2,110 63	1,545 04	565 59
100 00	PMC SIERRA INC	COM	86/12/31-04/12/31	1/14/2004	2,131 90	1,545 04	586 86
100 00	PMC SIERRA INC	COM	86/12/31-04/12/31	1/15/2004	2,193 89	1,545 04	648 85
16,200 00	PMC SIERRA INC	COM	86/12/31-04/12/31	11/24/2004	186,538 62	173,107 62	13,431 00
3,400 00	PMI GROUP INC	COM	86/12/31-04/12/31	4/14/2004	146,000 06	141,458 19	4,541 87
1,200 00	PMI GROUP INC	COM	86/12/31-04/12/31	4/15/2004	51,550 79	49,926 42	1,624 37
300 00	PMI GROUP INC	COM	86/12/31-04/12/31	4/15/2004	12,894 47	12,481 60	412 87
100 00	PMI GROUP INC	COM	86/12/31-04/12/31	4/15/2004	4,273 99	4,160 54	113 45
800 00	PMI GROUP INC	COM	86/12/31-04/12/31	4/16/2004	33,807 20	33,284 28	522 92
200 00	PMI GROUP INC	COM	86/12/31-04/12/31	4/16/2004	8,461 80	8,321 07	140 73
1,100 00	PMI GROUP INC	COM	86/12/31-04/12/31	4/20/2004	46,832 61	45,765 88	1,066 73
300 00	PMI GROUP INC	COM	86/12/31-04/12/31	4/22/2004	12,952 37	12,481 61	470 76
32,500 00	WOOLWORTHS LTD	NPV	86/12/31-04/12/31	2/6/2004	286,811 54	222,365 49	64,446 05
3,000 00	NORSKE SKOGSINDUST	ORD A NOK10	86/12/31-04/12/31	6/14/2004	50,219 10	42,955 77	7,263 33
1,900 00	NOVO NORDISK AS	DKK2 SER B	86/12/31-04/12/31	5/10/2004	85,784 12	72,548 18	13,235 94
1,600 00	NOVO NORDISK AS	DKK2 SER B	86/12/31-04/12/31	5/11/2004	71,930 75	59,303 10	12,627 65
1,000 00	NOVO NORDISK AS	DKK2 SER B	86/12/31-04/12/31	5/12/2004	45,214 94	35,434 38	9,780 56
400 00	NOVO NORDISK AS	DKK2 SER B	86/12/31-04/12/31	5/18/2004	17,993 44	13,647 21	4,346 23
700 00	NOVO NORDISK AS	DKK2 SER B	86/12/31-04/12/31	5/19/2004	31,976 88	23,681 11	8,295 77
500 00	NOVO NORDISK AS	DKK2 SER B	86/12/31-04/12/31	5/21/2004	23,185 96	16,620 98	6,564 98
300 00	NOVO NORDISK AS	DKK2 SER B	86/12/31-04/12/31	5/24/2004	13,700 22	9,857 89	3,842 33
2,900 00	NOVO NORDISK AS	DKK2 SER B	86/12/31-04/12/31	6/2/2004	135,196 44	92,568 78	42,627 66
800 00	NOVO NORDISK AS	DKK2 SER B	86/12/31-04/12/31	6/7/2004	38,522 22	25,536 21	12,986 01
2,500 00	NOVO NORDISK AS	DKK2 SER B	86/12/31-04/12/31	6/14/2004	117,421 18	79,729 36	37,691 82
800 00	NOVO NORDISK AS	DKK2 SER B	86/12/31-04/12/31	5/27/2004	37,177 10	26,028 48	11,148 62
200 00	NOVO NORDISK AS	DKK2 SER B	86/12/31-04/12/31	5/28/2004	9,251 38	6,384 05	2,867 33
200 00	NOVO NORDISK AS	DKK2 SER B	86/12/31-04/12/31	5/26/2004	9,157 15	6,534 77	2,622 38
2,600 00	H LUNDBECK A S	DKK5	86/12/31-04/12/31	1/8/2004	46,751 34	49,986 41	(3,235 07)
1,100 00	H LUNDBECK A S	DKK5	86/12/31-04/12/31	1/9/2004	20,125 08	20,540 54	(415 46)
7,875 00	NOVARTIS AG	CHF0 50 REGD	86/12/31-04/12/31	6/14/2004	358,324 07	337,933 87	20,390 20
1,750 00	HOLCIM	CHF2(REGD)	86/12/31-04/12/31	6/14/2004	92,481 93	81,012 57	11,469 36
5,200 00	INDITEX	EUR0 15	86/12/31-04/12/31	6/14/2004	120,240 10	116,123 76	4,116 34
500 00	INDITEX	EUR0 15	86/12/31-04/12/31	10/1/2004	12,299 31	10,660 50	1,638 81

THE ROCKEFELLER FOUNDATION
EMPLOYEE ID NO 13-1659629
GAIN AND LOSSES FOR TAX ON INVESTMENT INCOME
FORM 990 PF 2004, PART IV

Shares/Par Value	Security Name	Security Description	Date Bought	Date Sold	Proceeds	Cost	Realized
700 00	INDITEX	EUR0 15	86/12/31-04/12/31	10/4/2004	17,298 55	14,924 70	2,373 85
400 00	INDITEX	EUR0 15	86/12/31-04/12/31	10/5/2004	9,944 85	8,502 53	1,442 32
500 00	INDITEX	EUR0 15	86/12/31-04/12/31	10/8/2004	12,476 95	10,609 68	1,867 27
500 00	INDITEX	EUR0 15	86/12/31-04/12/31	10/15/2004	12,306 99	10,567 66	1,739 33
600 00	INDITEX	EUR0 15	86/12/31-04/12/31	10/19/2004	15,012 71	12,672 04	2,340 67
500 00	INDITEX	EUR0 15	86/12/31-04/12/31	10/19/2004	12,511 33	10 312 74	2 198 59
700 00	INDITEX	EUR0 15	86/12/31-04/12/31	10/19/2004	17,498 20	14,536 75	2,961 45
500 00	INDITEX	EUR0 15	86/12/31-04/12/31	10/20/2004	12,585 60	10 312 74	2 272 86
500 00	INDITEX	EUR0 15	86/12/31-04/12/31	10/21/2004	12,617 73	10,312 74	2,304 99
400 00	INDITEX	EUR0 15	86/12/31-04/12/31	11/2/2004	10,183 41	8,250 19	1,933 22
600 00	INDITEX	EUR0 15	86/12/31-04/12/31	11/3/2004	15,379 21	12,375 29	3,003 92
900 00	INDITEX	EUR0 15	86/12/31-04/12/31	11/5/2004	23,309 46	18,562 94	4,746 52
500 00	INDITEX	EUR0 15	86/12/31-04/12/31	11/8/2004	13,067 75	10,312 74	2,755 01
1,000 00	INDITEX	EUR0 15	86/12/31-04/12/31	11/11/2004	26,163 48	20,625 49	5,537 99
200 00	INDITEX	EUR0 15	86/12/31-04/12/31	11/12/2004	5,277 04	4,125 10	1,151 94
800 00	INDITEX	EUR0 15	86/12/31-04/12/31	11/12/2004	21,115 49	16,500 39	4,615 10
500 00	INDITEX	EUR0 15	86/12/31-04/12/31	9/29/2004	12,314 53	10,875 46	1,439 07
500 00	INDITEX	EUR0 15	86/12/31-04/12/31	9/30/2004	12,447 93	10,814 09	1,633 84
500 00	INDITEX	EUR0 15	86/12/31-04/12/31	9/28/2004	12,239 08	11,062 84	1,176 24
400 00	INDITEX	EUR0 15	86/12/31-04/12/31	10/27/2004	10,130 88	8,250 20	1,880 68
400 00	INDITEX	EUR0 15	86/12/31-04/12/31	10/28/2004	10,198 55	8,250 20	1,948 35
10,300 00	PEOPLESOFT INC	COM	86/12/31-04/12/31	5/17/2004	170,424 95	200 190 93	(29,765 98)
3,800 00	PEOPLESOFT INC	COM	86/12/31-04/12/31	5/18/2004	63,710 06	68,324 16	(4,614 10)
600 00	PEOPLESOFT INC	COM	86/12/31-04/12/31	5/19/2004	10,195 74	10,765 44	(569 70)
6,100 00	PEOPLESOFT INC	COM	86/12/31-04/12/31	6/14/2004	114,375 00	109,304 08	5,070 92
12,800 00	PEOPLESOFT INC	COM	86/12/31-04/12/31	12/16/2004	337,610 01	253,820 21	83,789 80
7,900 00	PEOPLESOFT INC	COM	86/12/31-04/12/31	12/17/2004	208,304 69	140,843 77	67,460 92
800 00	PEOPLESOFT INC	COM	86/12/31-04/12/31	12/17/2004	21,095 82	15,263 81	5,832 01
13,600 00	PEOPLESOFT INC	COM	86/12/31-04/12/31	12/29/2004	360,400 00	241,079 92	119,320 08
21,800 00	STATOIL ASA	NOK2 50	86/12/31-04/12/31	6/14/2004	274,285 22	185,431 06	88,854 16
12,400 00	STATOIL ASA	NOK2 50	86/12/31-04/12/31	9/10/2004	165 794 86	105,474 55	60,320 31
3,600 00	STATOIL ASA	NOK2 50	86/12/31-04/12/31	9/13/2004	47,255 07	30,621 64	16,633 43
3,500 00	STATOIL ASA	NOK2 50	86/12/31-04/12/31	9/14/2004	46,060 96	29,771 04	16,289 92
6,200 00	STATOIL ASA	NOK2 50	86/12/31-04/12/31	9/15/2004	81,291 61	52,737 28	28,554 33
5,600 00	STATOIL ASA	NOK2 50	86/12/31-04/12/31	9/16/2004	73,533 72	47,633 67	25,900 05
13,500 00	PEPSI BOTTLING GROUP INC	COM	86/12/31-04/12/31	2/5/2004	363,949 69	330,322 49	33,627 20
400 00	PEPSI BOTTLING GROUP INC	COM	86/12/31-04/12/31	2/6/2004	10,655 50	8,880 84	1,774 66
6,000 00	PEPSI BOTTLING GROUP INC	COM	86/12/31-04/12/31	2/6/2004	160,227 88	134,651 00	25,576 88
6,800 00	PEPSI BOTTLING GROUP INC	COM	86/12/31-04/12/31	2/9/2004	182,291 29	132,866 71	49,424 58
1,700 00	PEPSI BOTTLING GROUP INC	COM	86/12/31-04/12/31	2/9/2004	45,710 85	37,743 57	7,967 28
3,300 00	PEPSICO INC	COM	86/12/31-04/12/31	6/14/2004	181,335 00	171,270 00	10,065 00
13,500 00	PFIZER INC	COM	86/12/31-04/12/31	1/6/2004	492,342 18	425,250 49	67,091 69
800 00	PFIZER INC	COM	86/12/31-04/12/31	1/15/2004	27,872 77	23,745 00	4,127 77
1,500 00	PFIZER INC	COM	86/12/31-04/12/31	1/16/2004	52,298 34	43,380 59	8,917 75
500 00	PFIZER INC	COM	86/12/31-04/12/31	1/20/2004	17,482 53	14,433 35	3,049 18
1,700 00	PFIZER INC	COM	86/12/31-04/12/31	1/20/2004	58,822 85	49,073 39	9,749 46
1,500 00	PFIZER INC	COM	86/12/31-04/12/31	1/21/2004	52,643 33	43,300 05	9,343 28
1,600 00	PFIZER INC	COM	86/12/31-04/12/31	1/22/2004	57,939 84	46,186 72	11,753 12
400 00	PFIZER INC	COM	86/12/31-04/12/31	1/23/2004	14,528 31	11,546 68	2,981 63
1,500 00	PFIZER INC	COM	86/12/31-04/12/31	1/23/2004	54,059 86	43,289 85	10,770 01
2,900 00	PFIZER INC	COM	86/12/31-04/12/31	1/26/2004	105,442 82	83,693 71	21,749 11
400 00	PFIZER INC	COM	86/12/31-04/12/31	1/27/2004	14,574 95	11,543 96	3,030 99
3,700 00	PFIZER INC	COM	86/12/31-04/12/31	4/6/2004	132,308 90	106 690 22	25 618 68
5,500 00	PFIZER INC	COM	86/12/31-04/12/31	6/14/2004	196,130 00	158 312 44	37 817 56
802 00	SWATCH GROUP	CHF2 25(BR)	86/12/31-04/12/31	6/14/2004	110,017 87	79,625 17	30,392 70
129 00	SWATCH GROUP	CHF2 25(BR)	86/12/31-04/12/31	8/2/2004	16,455 82	12,807 54	3,648 28
542 00	SWATCH GROUP	CHF2 25(BR)	86/12/31-04/12/31	8/3/2004	69,471 56	53,811 53	15,660 03
413 00	SWATCH GROUP	CHF2 25(BR)	86/12/31-04/12/31	8/4/2004	52,195 53	41,003 99	11,191 54
107 00	SWATCH GROUP	CHF2 25(BR)	86/12/31-04/12/31	8/5/2004	13,524 84	10,623 31	2,901 53
1,343 00	SWATCH GROUP	CHF2 25(BR)	86/12/31-04/12/31	9/17/2004	174,544 32	128,548 73	45,995 59
160 00	SWATCH GROUP	CHF2 25(BR)	86/12/31-04/12/31	9/20/2004	20,759 83	15,114 02	5,645 81
2,320 00	SWATCH GROUP	CHF2 25(BR)	86/12/31-04/12/31	9/21/2004	306,110 79	212,862 32	93,248 47
939 00	SWATCH GROUP	CHF2 25(BR)	86/12/31-04/12/31	7/30/2004	119,932 65	93,226 98	26,705 67
845 00	SWATCH GROUP	CHF2 25(BR)	86/12/31-04/12/31	7/29/2004	108,377 74	83,894 36	24,483 38
2,197 00	SWISS REINSURANCE	CHF0 1	86/12/31-04/12/31	6/14/2004	138,173 91	221,717 97	(83,544 06)
158 00	SWISS REINSURANCE	CHF0 1	86/12/31-04/12/31	11/22/2004	10,549 91	15,945 13	(5,395 22)
215 00	SWISS REINSURANCE	CHF0 1	86/12/31-04/12/31	11/23/2004	14,406 12	21,697 48	(7,291 36)
385 00	SWISS REINSURANCE	CHF0 1	86/12/31-04/12/31	11/25/2004	25,827 46	38,853 63	(13,026 17)
252 00	SWISS REINSURANCE	CHF0 1	86/12/31-04/12/31	12/1/2004	16,820 71	25,431 47	(8,610 76)
199 00	SWISS REINSURANCE	CHF0 1	86/12/31-04/12/31	12/1/2004	13,269 01	20,082 78	(6,813 77)
590 00	SWISS REINSURANCE	CHF0 1	86/12/31-04/12/31	11/30/2004	39,483 76	59,541 92	(20,058 16)
764 00	SWISS REINSURANCE	CHF0 1	86/12/31-04/12/31	11/29/2004	51,634 86	77,101 74	(25,466 88)
600 00	ESSILOR INTL	EUR0 35	86/12/31-04/12/31	2/13/2004	35,885 18	24,415 39	11,469 79
100 00	ESSILOR INTL	EUR0 35	86/12/31-04/12/31	2/16/2004	5,981 04	4,069 23	1,911 81
100 00	ESSILOR INTL	EUR0 35	86/12/31-04/12/31	2/19/2004	5,826 53	4,069 23	1,757 30
100 00	ESSILOR INTL	EUR0 35	86/12/31-04/12/31	2/23/2004	5,774 88	4,069 23	1,705 65
100 00	ESSILOR INTL	EUR0 35	86/12/31-04/12/31	2/24/2004	5,868 75	4,069 23	1,799 52
100 00	ESSILOR INTL	EUR0 35	86/12/31-04/12/31	3/1/2004	5,783 02	4,069 23	1,713 79
100 00	ESSILOR INTL	EUR0 35	86/12/31-04/12/31	3/2/2004	5,683 49	4,069 23	1,614 26
400 00	ESSILOR INTL	EUR0 35	86/12/31-04/12/31	3/3/2004	22,826 44	16,276 92	6,549 52
500 00	ESSILOR INTL	EUR0 35	86/12/31-04/12/31	3/3/2004	28,545 12	20,346 16	8,198 96
600 00	ESSILOR INTL	EUR0 35	86/12/31-04/12/31	3/3/2004	34,150 29	24,415 39	9,734 90
300 00	ESSILOR INTL	EUR0 35	86/12/31-04/12/31	3/5/2004	17,789 08	12,207 69	5,581 39
100 00	ESSILOR INTL	EUR0 35	86/12/31-04/12/31	3/8/2004	5,882 91	4,069 23	1,813 68
200 00	ESSILOR INTL	EUR0 35	86/12/31-04/12/31	3/9/2004	11,758 23	8,138 46	3,619 77

THE ROCKEFELLER FOUNDATION
EMPLOYEE ID NO 13-1659629
GAIN AND LOSSES FOR TAX ON INVESTMENT INCOME
FORM 990 PF 2004, PART IV

Shares/Par Value	Security Name	Security Description	Date Bought	Date Sold	Proceeds	Cost	Realized
200 00	ESSILOR INTL	EUR0 35	86/12/31-04/12/31	3/19/2004	11,241 76	8,138 46	3,103 30
300 00	ESSILOR INTL	EUR0 35	86/12/31-04/12/31	3/22/2004	17,089 60	12,207 70	4,881 90
2,300 00	ESSILOR INTL	EUR0 35	86/12/31-04/12/31	6/14/2004	144,768 59	91,717 12	53,051 47
100 00	ESSILOR INTL	EUR0 35	86/12/31-04/12/31	2/27/2004	5,750 17	4,069 23	1,680 94
3,000 00	BNP PARIBAS	EUR2	86/12/31-04/12/31	6/14/2004	182,522 30	136,112 51	46,409 79
2,100 00	BNP PARIBAS	EUR2	86/12/31-04/12/31	11/24/2004	145,417 78	91,442 10	53,975 68
3,600 00	QUALCOMM INC	COM	86/12/31-04/12/31	4/23/2004	240,888 00	131,754 90	109,133 10
200 00	QUALCOMM INC	COM	86/12/31-04/12/31	4/26/2004	13,359 34	6,748 40	6,610 94
1,700 00	QUALCOMM INC	COM	86/12/31-04/12/31	4/27/2004	113,106 85	56,590 52	56,516 33
3,500 00	QUALCOMM INC	COM	86/12/31-04/12/31	5/25/2004	233,597 13	113,272 91	120,324 22
800 00	QUALCOMM INC	COM	86/12/31-04/12/31	6/1/2004	53,606 74	25,758 32	27,848 42
1,300 00	QUALCOMM INC	COM	86/12/31-04/12/31	6/1/2004	87,820 87	41,857 27	45,963 60
1,400 00	QUALCOMM INC	COM	86/12/31-04/12/31	6/2/2004	94,752 44	45,029 39	49,723 05
200 00	QUALCOMM INC	COM	86/12/31-04/12/31	6/3/2004	13,672 67	6,425 96	7,246 71
500 00	QUALCOMM INC	COM	86/12/31-04/12/31	6/4/2004	34,151 45	16,064 90	18,086 55
600 00	QUALCOMM INC	COM	86/12/31-04/12/31	6/7/2004	40,810 32	19,277 88	21,532 44
100 00	QUALCOMM INC	COM	86/12/31-04/12/31	6/8/2004	6,871 50	3,212 98	3,658 52
5,400 00	QUALCOMM INC	COM	86/12/31-04/12/31	6/14/2004	377,244 00	169,517 04	207,726 96
2,000 00	QUALCOMM INC	COM	86/12/31-04/12/31	11/1/2004	80,900 30	30,867 71	50,032 59
1,700 00	QUALCOMM INC	COM	86/12/31-04/12/31	11/2/2004	69,298 53	26,149 82	43,148 71
100 00	QUALCOMM INC	COM	86/12/31-04/12/31	11/3/2004	4,104 08	1,538 23	2,565 85
1,300 00	QUALCOMM INC	COM	86/12/31-04/12/31	11/3/2004	51,849 67	19,935 01	31,914 66
1,400 00	QUALCOMM INC	COM	86/12/31-04/12/31	11/9/2004	54,616 36	21,411 32	33,205 04
1,500 00	QUALCOMM INC	COM	86/12/31-04/12/31	11/11/2004	58,957 46	22,940 70	36,016 76
200 00	QUALCOMM INC	COM	86/12/31-04/12/31	11/10/2004	7,800 11	3,058 76	4,741 35
500 00	QUALCOMM INC	COM	86/12/31-04/12/31	11/12/2004	20,057 48	7,646 90	12,410 58
400 00	QUALCOMM INC	COM	86/12/31-04/12/31	11/12/2004	16,027 22	6,117 52	9,909 70
800 00	QUALCOMM INC	COM	86/12/31-04/12/31	11/15/2004	32,200 20	12,235 04	19,965 16
800 00	QUALCOMM INC	COM	86/12/31-04/12/31	11/17/2004	32,251 72	12,157 05	20,094 67
800 00	QUALCOMM INC	COM	86/12/31-04/12/31	11/18/2004	32,866 99	11,542 09	21,324 90
100 00	QUALCOMM INC	COM	86/12/31-04/12/31	11/19/2004	4,119 36	1,441 53	2,677 83
100 00	QUALCOMM INC	COM	86/12/31-04/12/31	11/22/2004	4,094 97	1,441 53	2,653 44
100 00	QUALCOMM INC	COM	86/12/31-04/12/31	11/23/2004	4,101 21	1,441 53	2,659 68
200 00	QUALCOMM INC	COM	86/12/31-04/12/31	11/24/2004	8,312 34	2,883 06	5,429 28
100 00	QUALCOMM INC	COM	86/12/31-04/12/31	12/1/2004	4,204 33	1,441 53	2,762 80
100 00	QUALCOMM INC	COM	86/12/31-04/12/31	12/2/2004	4,307 15	1,441 53	2,865 62
2,100 00	QUALCOMM INC	COM	86/12/31-04/12/31	5/27/2004	140,240 38	67,615 59	72,624 79
500 00	QUALCOMM INC	COM	86/12/31-04/12/31	5/28/2004	33,521 71	16,098 95	17,422 76
500 00	QUALCOMM INC	COM	86/12/31-04/12/31	5/26/2004	33,383 51	16,157 45	17,226 06
100 00	QUALCOMM INC	COM	86/12/31-04/12/31	11/26/2004	4,168 86	1,441 53	2,727 33
100 00	QUALCOMM INC	COM	86/12/31-04/12/31	11/30/2004	4,175 63	1,441 53	2,734 10
18,800 00	YARA INTERNATIONAL	NOK1 70	86/12/31-04/12/31	6/14/2004	140,700 25	73,413 19	67,287 06
5,400 00	HEINEKEN NV	EUR1 60	86/12/31-04/12/31	6/14/2004	179,545 73	194,632 92	(15,087 19)
-	HEINEKEN NV	EUR1 60	86/12/31-04/12/31	6/21/2004	7 90	6 45	1 45
6,200 00	HEINEKEN NV	EUR1 60	86/12/31-04/12/31	11/24/2004	197,637 84	223,466 30	(25,828 46)
7,100 00	SLM CORP	COM	86/12/31-04/12/31	6/14/2004	269,658 00	228,444 87	41,213 13
700 00	SLM CORP	COM	86/12/31-04/12/31	9/1/2004	27,087 82	22,522 73	4,565 09
100 00	SLM CORP	COM	86/12/31-04/12/31	9/1/2004	3,881 90	3,217 53	664 37
1,000 00	SLM CORP	COM	86/12/31-04/12/31	9/2/2004	38,827 89	32,175 33	6,652 56
800 00	SLM CORP	COM	86/12/31-04/12/31	9/3/2004	31,159 19	25,740 27	5,418 92
1,100 00	SLM CORP	COM	86/12/31-04/12/31	9/7/2004	43,187 84	35,392 87	7,794 97
600 00	SLM CORP	COM	86/12/31-04/12/31	9/8/2004	23,682 22	19,305 20	4,377 02
200 00	SLM CORP	COM	86/12/31-04/12/31	9/9/2004	7,878 27	6,435 07	1,443 20
800 00	SLM CORP	COM	86/12/31-04/12/31	8/31/2004	31,191 74	25,740 27	5,451 47
100 00	SLM CORP	COM	86/12/31-04/12/31	8/31/2004	3,900 90	3,217 53	683 37
16,200 00	SPRINT CORP	COM	86/12/31-04/12/31	6/14/2004	288,360 00	191,136 44	97,223 56
14,200 00	SPRINT CORP	COM	86/12/31-04/12/31	10/19/2004	284,598 24	158,918 41	125,679 83
8,100 00	SPRINT CORP	COM	86/12/31-04/12/31	11/24/2004	181,822 10	85,401 37	96,420 73
100 00	SPRINT CORP	COM	86/12/31-04/12/31	12/10/2004	2,532 13	1,034 26	1,497 87
100 00	SPRINT CORP	COM	86/12/31-04/12/31	12/13/2004	2,468 91	1,034 26	1,434 65
400 00	SPRINT CORP	COM	86/12/31-04/12/31	12/14/2004	9,993 44	4,120 00	5,873 44
1,900 00	SPRINT CORP	COM	86/12/31-04/12/31	12/15/2004	46,398 81	19,570 00	26,828 81
100 00	SPRINT CORP	COM	86/12/31-04/12/31	12/15/2004	2,463 18	1,030 00	1,433 18
500 00	SPRINT CORP	COM	86/12/31-04/12/31	12/16/2004	12,253 71	5,150 00	7,103 71
2,300 00	SPRINT CORP	COM	86/12/31-04/12/31	12/16/2004	56,367 08	23,462 50	32,904 58
400 00	SPRINT CORP	COM	86/12/31-04/12/31	12/17/2004	9,814 89	4,029 64	5,785 25
1 000 00	SPRINT CORP	COM	86/12/31-04/12/31	12/20/2004	24,739 92	10,023 20	14,716 72
400 00	SPRINT CORP	COM	86/12/31-04/12/31	12/21/2004	9,910 04	4,009 28	5,900 76
200 00	SPRINT CORP	COM	86/12/31-04/12/31	12/22/2004	4,967 58	2,002 67	2,964 91
2,800 00	SPRINT CORP	PCS COM SER 1	86/12/31-04/12/31	1/22/2004	22,168 80	22,891 77	(722 97)
400 00	SPRINT CORP	PCS COM SER 1	86/12/31-04/12/31	1/22/2004	3,177 85	2,212 76	965 09
500 00	SPRINT CORP	PCS COM SER 1	86/12/31-04/12/31	1/23/2004	3,970 21	2,359 15	1,611 06
8,400 00	SPRINT CORP	PCS COM SER 1	86/12/31-04/12/31	1/23/2004	66,643 31	43,649 01	22,994 30
1,800 00	SPRINT CORP	PCS COM SER 1	86/12/31-04/12/31	1/26/2004	14,247 59	8,492 94	5,754 65
172,400 00	SPRINT CORP	PCS COM SER 1	86/12/31-04/12/31	4/23/2004	663,250 65	663,250 65	-
6,000 00	STATE STREET CORPORATION	COM	86/12/31-04/12/31	6/14/2004	291,360 00	239,865 29	51,494 71
600 00	TELUS CORP	NON VTG SHS	86/12/31-04/12/31	4/1/2004	10,116 90	3,727 06	6,389 84
2,800 00	TELUS CORP	NON VTG SHS	86/12/31-04/12/31	4/2/2004	47,354 27	17,392 95	29 961 32
600 00	TELUS CORP	NON VTG SHS	86/12/31-04/12/31	4/5/2004	10,201 44	3,727 06	6,474 38
600 00	TELUS CORP	NON VTG SHS	86/12/31-04/12/31	4/6/2004	10,162 28	3,727 06	6,435 22
200 00	TELUS CORP	NON VTG SHS	86/12/31-04/12/31	4/8/2004	3,397 05	1,242 35	2,154 70
300 00	TELUS CORP	NON VTG SHS	86/12/31-04/12/31	4/7/2004	5,017 21	1,863 53	3,153 68
100 00	TELUS CORP	NON VTG SHS	86/12/31-04/12/31	4/8/2004	1,648 81	621 18	1,027 63
400 00	TELUS CORP	NON VTG SHS	86/12/31-04/12/31	4/15/2004	6,342 85	2,484 71	3,858 14
500 00	TELUS CORP	NON VTG SHS	86/12/31-04/12/31	4/19/2004	7,929 14	3,105 88	4,823 26

THE ROCKEFELLER FOUNDATION
EMPLOYEE ID NO 13-1659629
GAIN AND LOSSES FOR TAX ON INVESTMENT INCOME
FORM 990 PF 2004, PART IV

Shares/Par Value	Security Name	Security Description	Date Bought	Date Sold	Proceeds	Cost	Realized
200 00	TELUS CORP	NON VTG SHS	86/12/31-04/12/31	4/22/2004	3,166 42	1,242 35	1,924 07
500 00	TELUS CORP	NON VTG SHS	86/12/31-04/12/31	4/26/2004	8,206 70	3,105 89	5,100 81
2,200 00	TELUS CORP	NON VTG SHS	86/12/31-04/12/31	3/31/2004	36,858 37	14,110 50	22,747 87
700 00	TELUS CORP	NON VTG SHS	86/12/31-04/12/31	3/30/2004	11,746 65	4,587 65	7,159 00
4,300 00	TELUS CORP	NON VTG SHS	86/12/31-04/12/31	3/29/2004	73,451 82	28,523 44	44,928 38
7,400 00	TERADYNE INC	COM	86/12/31-04/12/31	4/6/2004	185,809 64	233,632 57	(47,822 93)
7,200 00	THOMSON CORP	COM	86/12/31-04/12/31	6/14/2004	239,040 00	224,640 00	14,400 00
1,600 00	THOMSON CORP	COM	86/12/31-04/12/31	10/12/2004	55 301 50	54,410 95	890 55
14,000 00	TIME WARNER INC NEW	COM	86/12/31-04/12/31	6/14/2004	245,000 00	264,600 00	(19,600 00)
6 300 00	UNOCAL CORP	COM	86/12/31-04/12/31	4/6/2004	234,127 08	232,437 24	1,689 84
8,000 00	UNOCAL CORP	COM	86/12/31-04/12/31	6/14/2004	284,560 00	295,158 40	(10,598 40)
11,500 00	WASHINGTON MUT INC	COM	86/12/31-04/12/31	6/14/2004	468,855 00	436,019 05	32,835 95
900 00	WELLPOINT HEALTH NETWORKS INC	COM	86/12/31-04/12/31	12/1/2004	114,570 00	103,394 74	11,175 26
300 00	WELLPOINT HEALTH NETWORKS INC	COM	86/12/31-04/12/31	12/1/2004	38,190 00	33,548 01	4,641 99
400 00	WELLPOINT HEALTH NETWORKS INC	COM	86/12/31-04/12/31	12/1/2004	50,920 00	44,715 60	6,204 40
200 00	WELLPOINT HEALTH NETWORKS INC	COM	86/12/31-04/12/31	12/1/2004	25,460 00	22,168 28	3,291 72
200 00	WELLPOINT HEALTH NETWORKS INC	COM	86/12/31-04/12/31	12/1/2004	25,460 00	22,168 28	3,291 72
200 00	WELLPOINT HEALTH NETWORKS INC	COM	86/12/31-04/12/31	12/1/2004	25,460 00	22,168 28	3,291 72
100 00	WELLPOINT HEALTH NETWORKS INC	COM	86/12/31-04/12/31	12/1/2004	12,730 00	10,476 44	2,253 56
200 00	WELLPOINT HEALTH NETWORKS INC	COM	86/12/31-04/12/31	12/1/2004	25,460 00	22,168 28	3,291 72
100 00	WELLPOINT HEALTH NETWORKS INC	COM	86/12/31-04/12/31	12/1/2004	12,730 00	11,084 14	1,645 86
200 00	WELLPOINT HEALTH NETWORKS INC	COM	86/12/31-04/12/31	12/1/2004	25,460 00	22,290 28	3,169 72
700 00	WELLPOINT HEALTH NETWORKS INC	COM	86/12/31-04/12/31	12/1/2004	89,110 00	78,264 58	10,845 42
300 00	WELLPOINT HEALTH NETWORKS INC	COM	86/12/31-04/12/31	12/1/2004	38,190 00	33,566 13	4,623 87
3,300 00	WELLS FARGO + CO NEW	COM	86/12/31-04/12/31	6/14/2004	193,413 00	192,470 90	942 10
1,700 00	WELLS FARGO + CO NEW	COM	86/12/31-04/12/31	11/24/2004	106,035 01	99,015 58	7,019 43
2,500 00	XILINX INC	COM	86/12/31-04/12/31	6/14/2004	90,150 00	37,771 52	52,378 48
10 00	YAHOO JAPAN CORP	NEW NPV 22MAY04	86/12/31-04/12/31	5/26/2004	98,125 34	21,103 88	77,021 46
32,000 00	SINGAPORE PRESS HD	SGD0 20	86/12/31-04/12/31	6/14/2004	81,300 62	92,823 74	(11,523 12)
24,000 00	SINGAPORE PRESS HD	SGD0 20	86/12/31-04/12/31	6/9/2004	3,086 73	2,914 38	172 35
58,000 00	SINGAPORE PRESS HD	SGD0 20	86/12/31-04/12/31	9/27/2004	164,112 42	168,243 02	(4,130 60)
46,000 00	SINGAPORE PRESS HD	SGD0 20	86/12/31-04/12/31	9/28/2004	129,741 50	133,434 12	(3,692 62)
977 00	SYNTHES INC	CHF0 001(POST SUBD)	86/12/31-04/12/31	6/14/2004	114,434 61	63,322 96	51,111 65
1,963 00	SYNTHES INC	CHF0 001(POST SUBD)	86/12/31-04/12/31	11/24/2004	215,359 81	127,229 24	88,130 57
2,200 00	INGERSOLL RAND COMPANY LIMITED	CL A	86/12/31-04/12/31	6/14/2004	150,128 00	109,670 00	40,458 00
2,100 00	XL CAPITAL LTD	SHS A	86/12/31-04/12/31	6/14/2004	159,999 00	197,331 12	(37,332 12)
900 00	XL CAPITAL LTD	SHS A	86/12/31-04/12/31	10/18/2004	62,529 09	84,570 48	(22,041 39)
300 00	XL CAPITAL LTD	SHS A	86/12/31-04/12/31	10/18/2004	20,846 33	28,190 16	(7,343 83)
100 00	XL CAPITAL LTD	SHS A	86/12/31-04/12/31	10/19/2004	6,946 33	9,396 72	(2,450 39)
1,300 00	XL CAPITAL LTD	SHS A	86/12/31-04/12/31	10/26/2004	91,255 52	122,157 36	(30,901 84)
700 00	XL CAPITAL LTD	SHS A	86/12/31-04/12/31	10/27/2004	49,822 52	65,777 04	(15,954 52)
4,800 00	DIAGEO	ORD GBX28 935185	86/12/31-04/12/31	1/5/2004	63,621 73	56,935 57	6,686 16
2,400 00	DIAGEO	ORD GBX28 935185	86/12/31-04/12/31	1/6/2004	31,363 34	28,467 79	2,895 55
400 00	DIAGEO	ORD GBX28 935185	86/12/31-04/12/31	1/7/2004	5,230 18	4,744 63	485 55
9,600 00	DIAGEO	ORD GBX28 935185	86/12/31-04/12/31	1/7/2004	125,208 31	113,871 14	11,337 17
2,600 00	DIAGEO	ORD GBX28 935185	86/12/31-04/12/31	1/8/2004	34,126 29	30,840 10	3,286 19
400 00	DIAGEO	ORD GBX28 935185	86/12/31-04/12/31	1/9/2004	5,265 93	4,744 63	521 30
3,500 00	DIAGEO	ORD GBX28 935185	86/12/31-04/12/31	1/9/2004	45,641 65	41,515 52	4,126 13
3,900 00	DIAGEO	ORD GBX28 935185	86/12/31-04/12/31	1/12/2004	50,907 51	46,260 15	4,647 36
6,800 00	DIAGEO	ORD GBX28 935185	86/12/31-04/12/31	9/13/2004	85,617 56	80,658 73	4,958 83
6,900 00	DIAGEO	ORD GBX28 935185	86/12/31-04/12/31	9/20/2004	83,389 65	81,844 88	1,544 77
8,600 00	DIAGEO	ORD GBX28 935185	86/12/31-04/12/31	10/5/2004	109,075 88	102,009 57	7,066 31
800 00	DIAGEO	ORD GBX28 935185	86/12/31-04/12/31	10/5/2004	10,138 69	9,489 26	649 43
6,800 00	DIAGEO	ORD GBX28 935185	86/12/31-04/12/31	10/6/2004	85,820 32	80,658 73	5,161 59
2,300 00	DIAGEO	ORD GBX28 935185	86/12/31-04/12/31	10/7/2004	29,000 02	27,281 63	1,718 39
5,900 00	DIAGEO	ORD GBX28 935185	86/12/31-04/12/31	10/8/2004	74,818 88	69,983 31	4,835 57
2,300 00	DIAGEO	ORD GBX28 935185	86/12/31-04/12/31	10/11/2004	29,412 37	27,281 63	2,130 74
14,000 00	DIAGEO	ORD GBX28 935185	86/12/31-04/12/31	10/11/2004	178,783 24	166,062 07	12,721 17
700 00	DIAGEO	ORD GBX28 935185	86/12/31-04/12/31	10/12/2004	8,983 98	8,303 10	680 88
9,400 00	DIAGEO	ORD GBX28 935185	86/12/31-04/12/31	10/12/2004	120,601 70	106,186 98	14,414 72
10,000 00	DIAGEO	ORD GBX28 935185	86/12/31-04/12/31	10/13/2004	132,253 37	98,405 92	33,847 45
6,000 00	BAE SYSTEMS	ORD GBP0 025	86/12/31-04/12/31	1/16/2004	18,469 75	29,894 68	(11,424 93)
58,300 00	BAE SYSTEMS	ORD GBP0 025	86/12/31-04/12/31	1/16/2004	178,024 52	290,476 62	(112,452 10)
12,900 00	BAE SYSTEMS	ORD GBP0 025	86/12/31-04/12/31	1/19/2004	39,304 11	64,273 56	(24,969 45)
51,700 00	BAE SYSTEMS	ORD GBP0 025	86/12/31-04/12/31	1/20/2004	160,124 81	257,592 48	(97,467 67)
15,200 00	BAE SYSTEMS	ORD GBP0 025	86/12/31-04/12/31	1/22/2004	47,653 36	75,733 19	(28,079 83)
14,900 00	BAE SYSTEMS	ORD GBP0 025	86/12/31-04/12/31	1/23/2004	46,218 25	57,232 32	(11,014 07)
2,700 00	BAE SYSTEMS	ORD GBP0 025	86/12/31-04/12/31	1/26/2004	8,101 82	9,581 30	(1,479 48)
11,000 00	BAE SYSTEMS	ORD GBP0 025	86/12/31-04/12/31	1/28/2004	33,423 17	38,659 11	(5,235 94)
3,000 00	BAE SYSTEMS	ORD GBP0 025	86/12/31-04/12/31	1/29/2004	8,981 82	10,451 51	(1,469 69)
8,800 00	BAE SYSTEMS	ORD GBP0 025	86/12/31-04/12/31	1/30/2004	26,310 94	30,657 75	(4,346 81)
23,000 00	BAE SYSTEMS	ORD GBP0 025	86/12/31-04/12/31	2/2/2004	69,611 04	69,889 50	(278 46)
4,300 00	BAE SYSTEMS	ORD GBP0 025	86/12/31-04/12/31	2/5/2004	12,652 33	12,586 28	66 05
28,900 00	BAE SYSTEMS	ORD GBP0 025	86/12/31-04/12/31	2/10/2004	87,366 13	79,642 34	7,723 79
3,000 00	BAE SYSTEMS	ORD GBP0 025	86/12/31-04/12/31	2/11/2004	9,439 56	7,491 30	1,948 26
21,700 00	BAE SYSTEMS	ORD GBP0 025	86/12/31-04/12/31	2/12/2004	71,683 83	51,995 81	19,888 02
200 00	BAE SYSTEMS	ORD GBP0 025	86/12/31-04/12/31	2/12/2004	662 15	499 42	162 73
1,700 00	BAE SYSTEMS	ORD GBP0 025	86/12/31-04/12/31	2/2/2004	5,130 70	4,975 97	154 73
4,800 00	COMPASS GROUP	ORD GBP0 10	86/12/31-04/12/31	2/10/2004	33,210 60	26,404 47	6,806 13
2,500 00	COMPASS GROUP	ORD GBP0 10	86/12/31-04/12/31	2/13/2004	17,077 20	13,752 33	3,324 87
4,200 00	COMPASS GROUP	ORD GBP0 10	86/12/31-04/12/31	2/16/2004	28,813 05	23,103 91	5,709 14
15,900 00	COMPASS GROUP	ORD GBP0 10	86/12/31-04/12/31	3/17/2004	104,531 93	87,464 79	17,067 14
6,800 00	COMPASS GROUP	ORD GBP0 10	86/12/31-04/12/31	5/4/2004	42,898 49	37,406 33	5,492 16
3,600 00	COMPASS GROUP	ORD GBP0 10	86/12/31-04/12/31	5/20/2004	22,114 03	19,803 35	2,310 68
1,000 00	COMPASS GROUP	ORD GBP0 10	86/12/31-04/12/31	5/24/2004	6,205 05	5,500 93	704 12

Shares/Par Value	Security Name	Security Description	Date Bought	Date Sold	Proceeds	Cost	Realized
5,400 00	COMPASS GROUP	ORD GBP0 10	86/12/31-04/12/31	6/15/2004	33,418 41	29,705 02	3,713 39
1,500 00	COMPASS GROUP	ORD GBP0 10	86/12/31-04/12/31	6/16/2004	9,266 64	8,251 40	1,015 24
32,100 00	COMPASS GROUP	ORD GBP0 10	86/12/31-04/12/31	9/10/2004	134,978 07	176,579 86	(41,601 79)
6,000 00	COMPASS GROUP	ORD GBP0 10	86/12/31-04/12/31	12/1/2004	26,889 18	33,005 58	(6,116 40)
12,900 00	COMPASS GROUP	ORD GBP0 10	86/12/31-04/12/31	12/2/2004	58,137 31	70,962 00	(12,824 69)
1,200 00	COMPASS GROUP	ORD GBP0 10	86/12/31-04/12/31	12/3/2004	5,327 07	6,601 12	(1,274 05)
18,200 00	COMPASS GROUP	ORD GBP0 10	86/12/31-04/12/31	12/3/2004	81,368 94	100,116 93	(18,747 99)
28,500 00	COMPASS GROUP	ORD GBP0 10	86/12/31-04/12/31	12/7/2004	127,649 39	156,776 51	(29,127 12)
4,000 00	COMPASS GROUP	ORD GBP0 10	86/12/31-04/12/31	12/7/2004	17,943 24	22,003 72	(4,060 48)
64,700 00	COMPASS GROUP	ORD GBP0 10	86/12/31-04/12/31	12/8/2004	287,291 54	355,910 19	(68,618 65)
2,900 00	COMPASS GROUP	ORD GBP0 10	86/12/31-04/12/31	5/27/2004	18,247 90	15,952 70	2,295 20
4,600 00	CADBURY SCHWEPPES	ORD GBP0 125	86/12/31-04/12/31	6/25/2004	39,409 82	38,952 48	457 34
7,500 00	CADBURY SCHWEPPES	ORD GBP0 125	86/12/31-04/12/31	6/28/2004	65,028 80	62,735 84	2,292 96
8,400 00	CADBURY SCHWEPPES	ORD GBP0 125	86/12/31-04/12/31	6/29/2004	72,407 47	69,144 47	3,263 00
5,100 00	CADBURY SCHWEPPES	ORD GBP0 125	86/12/31-04/12/31	6/30/2004	43,938 58	40,451 87	3,486 71
32,100 00	BP PLC	ORD USDO 25	86/12/31-04/12/31	8/6/2004	298,045 03	276,732 40	21,312 63
9,000 00	BP PLC	ORD USDO 25	86/12/31-04/12/31	11/16/2004	88,954 34	73,004 52	15,949 82
13,800 00	BP PLC	ORD USDO 25	86/12/31-04/12/31	11/17/2004	136,565 98	109,715 56	26,850 42
11,700 00	BP PLC	ORD USDO 25	86/12/31-04/12/31	11/18/2004	115,882 23	82,784 12	33,098 11
5,900 00	LLOYDS TSB GROUP	ORD GBP0 25	86/12/31-04/12/31	1/6/2004	49,039 24	52,852 22	(3,812 98)
4,500 00	LLOYDS TSB GROUP	ORD GBP0 25	86/12/31-04/12/31	1/7/2004	36,668 18	40,311 02	(3,642 84)
20,700 00	LLOYDS TSB GROUP	ORD GBP0 25	86/12/31-04/12/31	3/1/2004	172,387 85	185,430 68	(13,042 83)
6,195 00	LLOYDS TSB GROUP	ORD GBP0 25	86/12/31-04/12/31	3/2/2004	50,318 95	55,494 83	(5,175 88)
9,200 00	LLOYDS TSB GROUP	ORD GBP0 25	86/12/31-04/12/31	3/2/2004	73,834 46	82,413 63	(8,579 17)
6,500 00	LLOYDS TSB GROUP	ORD GBP0 25	86/12/31-04/12/31	3/3/2004	52,433 08	58,227 02	(5,793 94)
16,600 00	LLOYDS TSB GROUP	ORD GBP0 25	86/12/31-04/12/31	3/3/2004	133,852 94	148,702 86	(14,849 92)
24,500 00	LLOYDS TSB GROUP	ORD GBP0 25	86/12/31-04/12/31	3/4/2004	203,058 93	219,471 10	(16,412 17)
18,700 00	LLOYDS TSB GROUP	ORD GBP0 25	86/12/31-04/12/31	3/4/2004	154,614 24	166,279 42	(11,665 18)
22,000 00	LLOYDS TSB GROUP	ORD GBP0 25	86/12/31-04/12/31	3/5/2004	183,210 67	170,340 96	12,869 71
11,600 00	LLOYDS TSB GROUP	ORD GBP0 25	86/12/31-04/12/31	3/10/2004	91,727 13	82,175 92	9,551 21
1,600 00	LLOYDS TSB GROUP	ORD GBP0 25	86/12/31-04/12/31	3/11/2004	12,522 26	11,140 54	1,381 72
12,966 00	LLOYDS TSB GROUP	ORD GBP0 25	86/12/31-04/12/31	3/12/2004	100,615 98	76,967 22	23,648 76
11,400 00	TESCO	ORD GBP0 05	86/12/31-04/12/31	3/2/2004	53,801 85	40,589 95	13,211 90
10,300 00	TESCO	ORD GBP0 05	86/12/31-04/12/31	3/2/2004	48,399 83	36,673 37	11,726 46
6,600 00	TESCO	ORD GBP0 05	86/12/31-04/12/31	3/17/2004	30,443 59	23,499 44	6,944 15
12,200 00	TESCO	ORD GBP0 05	86/12/31-04/12/31	3/18/2004	56,600 90	43,438 37	13,162 53
16,800 00	TESCO	ORD GBP0 05	86/12/31-04/12/31	10/21/2004	87,898 09	59,816 77	28,081 32
8,500 00	TESCO	ORD GBP0 05	86/12/31-04/12/31	10/25/2004	43,937 00	30,264 43	13,672 57
4,100 00	GLAXOSMITHKLINE	ORD GBP0 25	86/12/31-04/12/31	10/7/2004	85,412 16	88,397 00	(2,984 84)
19,100 00	CANWEST GLOBAL COMMUNICATIONS	SUB VTG SH	86/12/31-04/12/31	5/18/2004	149,077 09	96,962 39	52,114 70
700 00	CANWEST GLOBAL COMMUNICATIONS	SUB VTG SH	86/12/31-04/12/31	6/2/2004	5,506 83	3,421 90	2,084 93
700 00	CANWEST GLOBAL COMMUNICATIONS	SUB VTG SH	86/12/31-04/12/31	6/3/2004	5,504 32	3,421 90	2,082 42
700 00	CANWEST GLOBAL COMMUNICATIONS	SUB VTG SH	86/12/31-04/12/31	6/7/2004	5,570 22	3,421 90	2,148 32
700 00	CANWEST GLOBAL COMMUNICATIONS	SUB VTG SH	86/12/31-04/12/31	6/8/2004	5,561 74	3,421 90	2,139 84
700 00	CANWEST GLOBAL COMMUNICATIONS	SUB VTG SH	86/12/31-04/12/31	6/8/2004	5,572 61	3,421 90	2,150 71
2,200 00	CANWEST GLOBAL COMMUNICATIONS	SUB VTG SH	86/12/31-04/12/31	6/14/2004	18,723 31	10,754 54	5,968 77
700 00	CANWEST GLOBAL COMMUNICATIONS	SUB VTG SH	86/12/31-04/12/31	6/16/2004	5,283 40	3,421 90	1,861 50
1,200 00	CANWEST GLOBAL COMMUNICATIONS	SUB VTG SH	86/12/31-04/12/31	6/23/2004	9,167 23	5,866 11	3,301 12
900 00	CANWEST GLOBAL COMMUNICATIONS	SUB VTG SH	86/12/31-04/12/31	7/6/2004	7,213 98	4,399 58	2,814 40
500 00	CANWEST GLOBAL COMMUNICATIONS	SUB VTG SH	86/12/31-04/12/31	7/7/2004	4,054 26	2,444 21	1,610 05
900 00	CANWEST GLOBAL COMMUNICATIONS	SUB VTG SH	86/12/31-04/12/31	7/8/2004	7,349 87	4,399 58	2,950 29
700 00	CANWEST GLOBAL COMMUNICATIONS	SUB VTG SH	86/12/31-04/12/31	7/9/2004	5,678 41	3,421 90	2,256 51
700 00	CANWEST GLOBAL COMMUNICATIONS	SUB VTG SH	86/12/31-04/12/31	7/12/2004	5,680 05	3,421 90	2,258 15
700 00	CANWEST GLOBAL COMMUNICATIONS	SUB VTG SH	86/12/31-04/12/31	7/13/2004	5,673 57	3,421 90	2,251 67
700 00	CANWEST GLOBAL COMMUNICATIONS	SUB VTG SH	86/12/31-04/12/31	7/14/2004	5,717 10	3,421 90	2,295 20
700 00	CANWEST GLOBAL COMMUNICATIONS	SUB VTG SH	86/12/31-04/12/31	7/16/2004	5,710 90	3,421 90	2,289 00
700 00	CANWEST GLOBAL COMMUNICATIONS	SUB VTG SH	86/12/31-04/12/31	7/19/2004	5,802 36	3,421 90	2,380 46
700 00	CANWEST GLOBAL COMMUNICATIONS	SUB VTG SH	86/12/31-04/12/31	7/20/2004	5,823 40	3,421 89	2,401 51
800 00	CANWEST GLOBAL COMMUNICATIONS	SUB VTG SH	86/12/31-04/12/31	9/14/2004	5,722 73	3,910 74	1,811 99
800 00	CANWEST GLOBAL COMMUNICATIONS	SUB VTG SH	86/12/31-04/12/31	9/15/2004	5,683 13	3,910 74	1,772 39
800 00	CANWEST GLOBAL COMMUNICATIONS	SUB VTG SH	86/12/31-04/12/31	9/20/2004	5,663 32	3,812 19	1,851 13
800 00	CANWEST GLOBAL COMMUNICATIONS	SUB VTG SH	86/12/31-04/12/31	9/21/2004	5,709 01	3,516 54	2,192 47
100 00	CANWEST GLOBAL COMMUNICATIONS	SUB VTG SH	86/12/31-04/12/31	9/22/2004	712 92	439 57	273 35
9,800 00	GRUPO MODELO SA DE	MXN SERIES C SHS	86/12/31-04/12/31	1/5/2004	23,830 78	23,181 16	649 62
21,900 00	GRUPO MODELO SA DE	MXN SERIES C SHS	86/12/31-04/12/31	1/6/2004	53,998 80	51,802 80	2,196 00
21,800 00	GRUPO MODELO SA DE	MXN SERIES C SHS	86/12/31-04/12/31	1/7/2004	54,788 84	51,566 26	3,222 58
2 100 00	GRUPO MODELO SA DE	MXN SERIES C SHS	86/12/31-04/12/31	1/8/2004	5,332 35	4,967 39	364 96
7,400 00	GRUPO MODELO SA DE	MXN SERIES C SHS	86/12/31-04/12/31	1/12/2004	18,874 67	17,504 14	1,370 53
1,500 00	GRUPO MODELO SA DE	MXN SERIES C SHS	86/12/31-04/12/31	1/13/2004	3,823 58	3,548 14	275 44
26,000 00	GRUPO MODELO SA DE	MXN SERIES C SHS	86/12/31-04/12/31	1/26/2004	66,627 21	61,501 05	5,126 16
33,700 00	GRUPO MODELO SA DE	MXN SERIES C SHS	86/12/31-04/12/31	1/27/2004	86,015 90	79,714 82	6,301 08
19,300 00	GRUPO MODELO SA DE	MXN SERIES C SHS	86/12/31-04/12/31	1/28/2004	49,606 82	45,212 04	4,394 78
21,800 00	GRUPO MODELO SA DE	MXN SERIES C SHS	86/12/31-04/12/31	1/29/2004	53,145 33	45,529 15	7,616 18
900 00	ENCANA CORP	COM	86/12/31-04/12/31	10/25/2004	43,958 81	37,551 41	6,407 40
1,700 00	ENCANA CORP	COM	86/12/31-04/12/31	12/2/2004	92,691 07	67,356 14	25,334 93
1,200 00	ENCANA CORP	COM	86/12/31-04/12/31	12/3/2004	64,858 06	45,471 66	19,386 40
400 00	ENCANA CORP	COM	86/12/31-04/12/31	12/6/2004	21,867 18	14,823 32	7,043 86
600 00	ENCANA CORP	COM	86/12/31-04/12/31	12/23/2004	33,569 12	22,234 99	11,334 13
1,600 00	ENCANA CORP	COM	86/12/31-04/12/31	12/29/2004	89,664 55	58,814 40	30,850 15
600 00	ENCANA CORP	COM	86/12/31-04/12/31	12/30/2004	34,006 72	21,745 58	12,261 14
300 00	ENCANA CORP	COM	86/12/31-04/12/31	12/31/2004	17,155 32	10,850 20	6,305 12
8,900 00	MARKS + SPENCER GP	ORD GBP0 25	86/12/31-04/12/31	5/20/2004	44,443 32	49,198 71	(4,755 39)
4,700 00	MARKS + SPENCER GP	ORD GBP0 25	86/12/31-04/12/31	5/21/2004	23,489 93	25,981 34	(2,491 41)
13,300 00	MARKS + SPENCER GP	ORD GBP0 25	86/12/31-04/12/31	6/15/2004	87,301 26	73,521 66	13,779 60
16,300 00	MARKS + SPENCER GP	ORD GBP0 25	86/12/31-04/12/31	6/17/2004	106,299 38	90,105 49	16,193 89

THE ROCKEFELLER FOUNDATION
EMPLOYEE ID NO 13-1659629
GAIN AND LOSSES FOR TAX ON INVESTMENT INCOME
FORM 990 PF 2004, PART IV

Shares/Par Value	Security Name	Security Description	Date Bought	Date Sold	Proceeds	Cost	Realized
23,300 00	MARKS + SPENCER GP	ORD GBP0 25	86/12/31-04/12/31	7/7/2004	160,501 72	128,801 11	31,700 61
46,500 00	MARKS + SPENCER GP	ORD GBP0 25	86/12/31-04/12/31	7/7/2004	323,517 21	257,049 42	66,467 79
13,500 00	MARKS + SPENCER GP	ORD GBP0 25	86/12/31-04/12/31	7/21/2004	85,404 34	74,627 25	10,777 09
9,200 00	MARKS + SPENCER GP	ORD GBP0 25	86/12/31-04/12/31	8/3/2004	57,828 15	50,857 09	6,971 06
16 200 00	MARKS + SPENCER GP	ORD GBP0 25	86/12/31-04/12/31	8/4/2004	102,093 80	89,552 70	12 541 10
32,300 00	MARKS + SPENCER GP	ORD GBP0 25	86/12/31-04/12/31	8/6/2004	206 950 79	178 552 60	28,398 19
20,500 00	MARKS + SPENCER GP	ORD GBP0 25	86/12/31-04/12/31	8/17/2004	131 129 73	113 322 86	17,806 87
9,200 00	MARKS + SPENCER GP	ORD GBP0 25	86/12/31-04/12/31	8/18/2004	58,578 54	50,857 09	7,721 45
9,100 00	MARKS + SPENCER GP	ORD GBP0 25	86/12/31-04/12/31	8/20/2004	57,222 62	50 304 29	6,918 33
2,200 00	MARKS + SPENCER GP	ORD GBP0 25	86/12/31-04/12/31	8/25/2004	13,825 38	12,161 48	1,663 90
10,400 00	MARKS + SPENCER GP	ORD GBP0 25	86/12/31-04/12/31	8/25/2004	65,390 00	57,490 62	7,899 38
6,400 00	MARKS + SPENCER GP	ORD GBP0 25	86/12/31-04/12/31	9/13/2004	40,233 20	34,350 76	5,882 44
7,100 00	MARKS + SPENCER GP	ORD GBP0 25	86/12/31-04/12/31	9/14/2004	44,790 42	37,914 01	6,876 41
12,500 00	MARKS + SPENCER GP	ORD GBP0 25	86/12/31-04/12/31	9/15/2004	77,662 01	65,431 77	12,230 24
9,300 00	MARKS + SPENCER GP	ORD GBP0 25	86/12/31-04/12/31	9/16/2004	58,169 92	48,025 91	10,144 01
7,500 00	MARKS + SPENCER GP	ORD GBP0 25	86/12/31-04/12/31	9/17/2004	46,851 61	38,162 40	8,689 21
22,600 00	MARKS + SPENCER GP	ORD GBP0 25	86/12/31-04/12/31	9/24/2004	138,135 10	111,044 01	27,091 09
13,800 00	MARKS + SPENCER GP	ORD GBP0 25	86/12/31-04/12/31	10/1/2004	84,755 47	64,705 57	20,049 90
24,500 00	MARKS + SPENCER GP	ORD GBP0 25	86/12/31-04/12/31	10/4/2004	150,524 03	111,591 40	38,932 63
11,200 00	MARKS + SPENCER GP	ORD GBP0 25	86/12/31-04/12/31	6/29/2004	73,041 87	61,912 98	11,128 89
5,100 00	MARKS + SPENCER GP	ORD GBP0 25	86/12/31-04/12/31	8/26/2004	31,968 62	28,067 34	3,901 28
7,300 00	MARKS + SPENCER GP	ORD GBP0 25	86/12/31-04/12/31	8/26/2004	45,759 78	39,582 46	6,177 32
1,700 00	MARKS + SPENCER GP	ORD GBP0 25	86/12/31-04/12/31	8/27/2004	10,654 43	9,139 31	1,515 12
4,500 00	MARKS + SPENCER GP	ORD GBP0 25	86/12/31-04/12/31	9/30/2004	27,942 94	21,406 47	6,536 47
7,900 00	MARKS + SPENCER GP	ORD GBP0 25	86/12/31-04/12/31	9/30/2004	49,032 29	37,365 49	11,666 80
2,300 00	KESA ELECTRICALS	ORD GBP0 25	86/12/31-04/12/31	11/9/2004	12,371 14	11,590 46	780 68
5 600 00	KESA ELECTRICALS	ORD GBP0 25	86/12/31-04/12/31	11/9/2004	30,014 09	28,170 98	1,843 11
2,400 00	KESA ELECTRICALS	ORD GBP0 25	86/12/31-04/12/31	11/10/2004	12,719 01	9,774 37	2,944 64
2,400 00	KESA ELECTRICALS	ORD GBP0 25	86/12/31-04/12/31	11/10/2004	12,711 59	10,023 14	2,688 45
13,200 00	KESA ELECTRICALS	ORD GBP0 25	86/12/31-04/12/31	11/15/2004	69,435 27	48,770 73	20,664 54
2,600 00	KESA ELECTRICALS	ORD GBP0 25	86/12/31-04/12/31	11/17/2004	13,406 76	8,995 80	4,410 96
1,800 00	KESA ELECTRICALS	ORD GBP0 25	86/12/31-04/12/31	11/18/2004	9,278 12	6,213 74	3,064 38
1,800 00	KESA ELECTRICALS	ORD GBP0 25	86/12/31-04/12/31	11/19/2004	9,281 49	6,213 73	3,067 76
4,700 00	KESA ELECTRICALS	ORD GBP0 25	86/12/31-04/12/31	11/22/2004	24,209 11	16,091 87	8 117 24
15,800 00	KESA ELECTRICALS	ORD GBP0 25	86/12/31-04/12/31	11/23/2004	81,718 07	51,356 81	30,361 26
1,900 00	KESA ELECTRICALS	ORD GBP0 25	86/12/31-04/12/31	11/24/2004	9,807 00	6,029 81	3,777 19
1,900 00	KESA ELECTRICALS	ORD GBP0 25	86/12/31-04/12/31	11/25/2004	9,872 26	6,025 89	3,846 37
1,900 00	KESA ELECTRICALS	ORD GBP0 25	86/12/31-04/12/31	12/1/2004	10,022 48	5,884 80	4,137 68
5,200 00	KESA ELECTRICALS	ORD GBP0 25	86/12/31-04/12/31	12/1/2004	27,371 45	16,295 16	11,076 29
16,800 00	KESA ELECTRICALS	ORD GBP0 25	86/12/31-04/12/31	12/2/2004	89,181 50	51,927 27	37,254 23
10,200 00	KESA ELECTRICALS	ORD GBP0 25	86/12/31-04/12/31	12/3/2004	54,625 55	26,061 01	28,564 54
1,900 00	KESA ELECTRICALS	ORD GBP0 25	86/12/31-04/12/31	12/3/2004	10,162 75	5,542 80	4,619 95
10,700 00	KESA ELECTRICALS	ORD GBP0 25	86/12/31-04/12/31	11/29/2004	55,418 71	33,772 73	21,645 98
4,500 00	KESA ELECTRICALS	ORD GBP0 25	86/12/31-04/12/31	11/30/2004	23,227 89	14,202 95	9,024 94
12,500 00	ITV	ORD GBP0 10	86/12/31-04/12/31	10/21/2004	24,290 44	25,706 76	(1,416 32)
4,800 00	ITV	ORD GBP0 10	86/12/31-04/12/31	10/22/2004	9,203 27	9,871 40	(668 13)
8,900 00	ITV	ORD GBP0 10	86/12/31-04/12/31	10/25/2004	16,687 92	18,286 86	(1,598 94)
18,500 00	ITV	ORD GBP0 10	86/12/31-04/12/31	10/26/2004	35,130 75	37,150 91	(2,020 16)
29,900 00	ITV	ORD GBP0 10	86/12/31-04/12/31	12/8/2004	59,912 63	57,922 35	1,990 28
11,100 00	ITV CNV ORD	ORD GBP0 10	86/12/31-04/12/31	2/4/2004	15,435 20	8,774 68	6,660 52
5,600 00	ITV CNV ORD	ORD GBP0 10	86/12/31-04/12/31	2/6/2004	7,223 42	4,426 86	2 796 56
3,800 00	ITV CNV ORD	ORD GBP0 10	86/12/31-04/12/31	2/9/2004	5,108 96	3,003 94	2,105 02
4,700 00	ITV CNV ORD	ORD GBP0 10	86/12/31-04/12/31	2/10/2004	6,359 44	3,715 41	2,644 03
3,800 00	ITV CNV ORD	ORD GBP0 10	86/12/31-04/12/31	2/11/2004	5,147 32	2,988 63	2,158 69
4,286 00	ITV CNV ORD	ORD GBP0 10	86/12/31-04/12/31	2/11/2004	6,047 53	2,462 51	3,585 02
63,752 00	GRANADA	RED SHS GBP1	86/12/31-04/12/31	2/16/2004	120,373 32	70,061 10	50,312 22
100 00	RTL GROUP NPV	NPV	86/12/31-04/12/31	10/21/2004	6,445 18	6,336 61	108 57
100 00	RTL GROUP NPV	NPV	86/12/31-04/12/31	10/22/2004	6,461 48	6,336 61	124 87
100 00	RTL GROUP NPV	NPV	86/12/31-04/12/31	10/26/2004	6,562 41	6,336 61	225 80
200 00	RTL GROUP NPV	NPV	86/12/31-04/12/31	10/27/2004	13,242 30	12,673 22	569 08
200 00	RTL GROUP NPV	NPV	86/12/31-04/12/31	10/28/2004	13,348 31	12,673 23	675 08
3 00	A P MOLLER MAERSK	SER B DKK1000	86/12/31-04/12/31	1/5/2004	23,639 82	21,034 53	2,605 29
6 00	A P MOLLER MAERSK	SER B DKK1000	86/12/31-04/12/31	1/6/2004	47,547 04	42,443 72	5,103 32
4 00	A P MOLLER MAERSK	SER B DKK1000	86/12/31-04/12/31	5/21/2004	24,776 82	27,872 11	(3,095 29)
1 00	A P MOLLER MAERSK	SER B DKK1000	86/12/31-04/12/31	6/1/2004	6,418 83	5,097 43	1,321 40
4 00	A P MOLLER MAERSK	SER B DKK1000	86/12/31-04/12/31	6/2/2004	26,054 49	20,389 72	5,664 77
3 00	A P MOLLER MAERSK	SER B DKK1000	86/12/31-04/12/31	5/26/2004	18,639 59	20,479 20	(1,839 61)
2 00	A P MOLLER MAERSK	SER B DKK1000	86/12/31-04/12/31	5/27/2004	12,514 41	13,204 05	(689 64)
8 00	A P MOLLER MAERSK	SER B DKK1000	86/12/31-04/12/31	5/28/2004	50,578 66	51,311 60	(732 94)
6 00	A P MOLLER MAERSK	SER B DKK1000	86/12/31-04/12/31	5/28/2004	38,361 60	30,584 57	7,777 03
200 00	IHC CALAND NV	EUR1	86/12/31-04/12/31	2/11/2004	9,971 10	9,746 27	224 83
200 00	IHC CALAND NV	EUR1	86/12/31-04/12/31	2/12/2004	9,868 42	9,725 47	142 95
200 00	IHC CALAND NV	EUR1	86/12/31-04/12/31	2/13/2004	9,594 38	9,708 55	(114 17)
200 00	IHC CALAND NV	EUR1	86/12/31-04/12/31	2/16/2004	9,635 16	9,708 56	(73 40)
200 00	IHC CALAND NV	EUR1	86/12/31-04/12/31	2/17/2004	9,650 74	9,708 55	(57 81)
200 00	IHC CALAND NV	EUR1	86/12/31-04/12/31	2/23/2004	9,411 95	9,690 04	(278 09)
200 00	IHC CALAND NV	EUR1	86/12/31-04/12/31	2/19/2004	9,515 59	9,708 56	(192 97)
100 00	IHC CALAND NV	EUR1	86/12/31-04/12/31	2/20/2004	4,696 84	4,854 28	(157 44)
200 00	IHC CALAND NV	EUR1	86/12/31-04/12/31	2/24/2004	9,412 75	9 671 54	(258 79)
1,300 00	MATAV RT	HUF100 (REGD)	86/12/31-04/12/31	2/17/2004	5,168 58	4,690 48	478 10
1,300 00	MATAV RT	HUF100 (REGD)	86/12/31-04/12/31	2/18/2004	5,174 35	4,684 04	490 31
1,300 00	MATAV RT	HUF100 (REGD)	86/12/31-04/12/31	2/19/2004	5,115 95	4,671 87	444 08
1,300 00	MATAV RT	HUF100 (REGD)	86/12/31-04/12/31	2/20/2004	5,038 75	4,645 04	393 71
1,300 00	MATAV RT	HUF100 (REGD)	86/12/31-04/12/31	2/23/2004	5,071 57	4,622 84	448 73
3,500 00	MATAV RT	HUF100 (REGD)	86/12/31-04/12/31	3/1/2004	13,909 59	12,399 14	1,510 45

THE ROCKEFELLER FOUNDATION
EMPLOYEE ID NO 13-1659629
GAIN AND LOSSES FOR TAX ON INVESTMENT INCOME
FORM 990 PF 2004, PART IV

Shares/Par Value	Security Name	Security Description	Date Bought	Date Sold	Proceeds	Cost	Realized
3,100 00	MATAV RT	HUF100 (REGD)	86/12/31-04/12/31	3/2/2004	12,642 11	10,834 30	1,807 81
1,300 00	MATAV RT	HUF100 (REGD)	86/12/31-04/12/31	2/26/2004	5,102 84	4,617 41	485 43
300 00	INTERBREW	NPV	86/12/31-04/12/31	3/17/2004	8,223 69	8,889 21	(665 52)
500 00	INTERBREW	NPV	86/12/31-04/12/31	3/18/2004	13,905 05	14,815 35	(910 30)
200 00	INTERBREW	NPV	86/12/31-04/12/31	3/23/2004	5,526 77	5,926 14	(399 37)
1,400 00	INTERBREW	NPV	86/12/31-04/12/31	3/24/2004	38,608 14	41,482 98	(2,874 84)
700 00	INTERBREW	NPV	86/12/31-04/12/31	4/1/2004	19,421 01	20,741 49	(1,320 48)
900 00	INTERBREW	NPV	86/12/31-04/12/31	4/2/2004	25,054 35	26,667 63	(1,613 28)
-	INTERBREW	NPV	86/12/31-04/12/31	4/6/2004	43 05	36 52	6 53
600 00	INBEV	NPV	86/12/31-04/12/31	9/15/2004	19,619 72	17,777 92	1,841 80
600 00	INBEV	NPV	86/12/31-04/12/31	9/14/2004	19,878 77	17,777 92	2,100 85
500 00	INBEV	NPV	86/12/31-04/12/31	9/16/2004	16,079 93	14,814 93	1,265 00
900 00	INBEV	NPV	86/12/31-04/12/31	9/17/2004	28,829 07	26,666 88	2,162 19
800 00	INBEV	NPV	86/12/31-04/12/31	9/20/2004	25,310 54	23,703 90	1,606 64
500 00	INTERBREW	NPV	86/12/31-04/12/31	3/31/2004	13,805 77	14,815 35	(1,009 58)
200 00	INTERBREW	NPV	86/12/31-04/12/31	3/31/2004	5,517 80	5,926 14	(408 34)
1,100 00	INTERBREW	NPV	86/12/31-04/12/31	3/31/2004	30,346 13	32,593 77	(2,247 64)
400 00	TOTAL SA	EUR10	86/12/31-04/12/31	11/10/2004	85,398 29	79,590 68	5,807 61
400 00	TOTAL SA	EUR10	86/12/31-04/12/31	12/2/2004	86,317 04	78,193 92	8,123 12
800 00	TOTAL SA	EUR10	86/12/31-04/12/31	12/8/2004	168,884 86	149,568 63	19,316 23
100 00	TOTAL SA	EUR10	86/12/31-04/12/31	12/9/2004	21,276 67	18,498 09	2,778 58
600 00	TOTAL SA	EUR10	86/12/31-04/12/31	12/14/2004	127,976 29	109,766 68	18,209 61
1,200 00	TOTAL SA	EUR10	86/12/31-04/12/31	12/15/2004	258,949 03	198,563 24	60,385 79
600 00	TOTAL SA	EUR10	86/12/31-04/12/31	12/16/2004	127,547 55	93,133 48	34,414 07
1,100 00	VOLVO(AB)	SEK6 SER B	86/12/31-04/12/31	2/10/2004	35,799 35	36,115 96	(316 61)
300 00	VOLVO(AB)	SEK6 SER B	86/12/31-04/12/31	2/11/2004	10,049 69	9,849 81	199 88
1,300 00	VOLVO(AB)	SEK6 SER B	86/12/31-04/12/31	2/12/2004	43,593 73	42,682 49	911 24
400 00	OTE (HELLENIC TLCM)	EUR2 39(CR)	86/12/31-04/12/31	4/5/2004	5,466 74	6,482 99	(1,016 25)
400 00	OTE (HELLENIC TLCM)	EUR2 39(CR)	86/12/31-04/12/31	4/6/2004	5,490 75	6,425 15	(934 40)
400 00	OTE (HELLENIC TLCM)	EUR2 39(CR)	86/12/31-04/12/31	4/7/2004	5,566 53	6,425 15	(858 62)
400 00	OTE (HELLENIC TLCM)	EUR2 39(CR)	86/12/31-04/12/31	4/8/2004	5,579 49	6,482 99	(903 50)
400 00	OTE (HELLENIC TLCM)	EUR2 39(CR)	86/12/31-04/12/31	4/13/2004	5,653 48	6,425 09	(771 61)
700 00	OTE (HELLENIC TLCM)	EUR2 39(CR)	86/12/31-04/12/31	4/14/2004	9,819 58	11,243 79	(1,424 21)
400 00	OTE (HELLENIC TLCM)	EUR2 39(CR)	86/12/31-04/12/31	4/15/2004	5,718 68	6,311 48	(592 80)
1,300 00	OTE (HELLENIC TLCM)	EUR2 39(CR)	86/12/31-04/12/31	4/16/2004	19,165 23	20,389 35	(1,224 12)
1,000 00	OTE (HELLENIC TLCM)	EUR2 39(CR)	86/12/31-04/12/31	4/19/2004	14,778 26	15,684 11	(905 85)
300 00	OTE (HELLENIC TLCM)	EUR2 39(CR)	86/12/31-04/12/31	4/20/2004	4,396 81	4,705 23	(308 42)
650 00	CIBA SPECIALTY CHE	CHF6 (REGD)	86/12/31-04/12/31	2/2/2004	49,169 02	50,222 57	(1,053 55)
400 00	CIBA SPECIALTY CHE	CHF6 (REGD)	86/12/31-04/12/31	2/6/2004	30,722 54	30,906 20	(183 66)
470 00	CIBA SPECIALTY CHE	CHF6 (REGD)	86/12/31-04/12/31	2/9/2004	35,995 77	36,314 78	(319 01)
183 00	CIBA SPECIALTY CHE	CHF6 (REGD)	86/12/31-04/12/31	2/11/2004	13,965 17	14,139 58	(174 41)
100 00	CIBA SPECIALTY CHE	CHF6 (REGD)	86/12/31-04/12/31	2/16/2004	7,544 13	7,726 55	(182 42)
6,900 00	CIBA SPECIALTY CHE	CHF6 (REGD)	86/12/31-04/12/31	2/17/2004	519,516 34	533,131 87	(13,615 53)
100 00	CIBA SPECIALTY CHE	CHF6 (REGD)	86/12/31-04/12/31	2/17/2004	7,607 93	7,726 55	(118 62)
100 00	CIBA SPECIALTY CHE	CHF6 (REGD)	86/12/31-04/12/31	2/20/2004	7,366 12	7,726 55	(360 43)
300 00	CIBA SPECIALTY CHE	CHF6 (REGD)	86/12/31-04/12/31	3/1/2004	21,818 38	23,179 65	(1,361 27)
550 00	CIBA SPECIALTY CHE	CHF6 (REGD)	86/12/31-04/12/31	3/1/2004	39,979 59	42,496 02	(2,516 43)
200 00	CIBA SPECIALTY CHE	CHF6 (REGD)	86/12/31-04/12/31	3/2/2004	14,350 13	15,453 10	(1,102 97)
75 00	CIBA SPECIALTY CHE	CHF6 (REGD)	86/12/31-04/12/31	3/2/2004	5,379 41	5,794 91	(415 50)
150 00	CIBA SPECIALTY CHE	CHF6 (REGD)	86/12/31-04/12/31	3/3/2004	10,655 65	11,589 82	(934 17)
75 00	CIBA SPECIALTY CHE	CHF6 (REGD)	86/12/31-04/12/31	3/4/2004	5,381 93	5,794 91	(412 98)
575 00	CIBA SPECIALTY CHE	CHF6 (REGD)	86/12/31-04/12/31	3/5/2004	42,276 99	44,427 65	(2,150 66)
75 00	CIBA SPECIALTY CHE	CHF6 (REGD)	86/12/31-04/12/31	3/9/2004	5,444 23	5,794 91	(350 68)
451 00	CIBA SPECIALTY CHE	CHF6 (REGD)	86/12/31-04/12/31	3/16/2004	30,982 92	34,846 73	(3,883 81)
800 00	CIBA SPECIALTY CHE	CHF6 (REGD)	86/12/31-04/12/31	3/17/2004	55,508 74	61,812 39	(6,303 65)
282 00	CIBA SPECIALTY CHE	CHF6 (REGD)	86/12/31-04/12/31	3/18/2004	19,917 74	21,788 87	(1,871 13)
1,000 00	CIBA SPECIALTY CHE	CHF6 (REGD)	86/12/31-04/12/31	3/19/2004	69,110 13	77,265 49	(8,155 36)
100 00	CIBA SPECIALTY CHE	CHF6 (REGD)	86/12/31-04/12/31	3/23/2004	6,886 68	7,726 55	(839 87)
100 00	CIBA SPECIALTY CHE	CHF6 (REGD)	86/12/31-04/12/31	3/24/2004	6,767 95	7,726 55	(958 60)
300 00	CIBA SPECIALTY CHE	CHF6 (REGD)	86/12/31-04/12/31	3/26/2004	20,228 37	23,179 65	(2,951 28)
930 00	CIBA SPECIALTY CHE	CHF6 (REGD)	86/12/31-04/12/31	4/1/2004	63,757 66	64,730 19	(972 53)
780 00	CIBA SPECIALTY CHE	CHF6 (REGD)	86/12/31-04/12/31	4/2/2004	52,508 59	51,219 21	1,289 38
100 00	CIBA SPECIALTY CHE	CHF6 (REGD)	86/12/31-04/12/31	2/26/2004	7,197 08	7,726 55	(529 47)
200 00	CIBA SPECIALTY CHE	CHF6 (REGD)	86/12/31-04/12/31	2/27/2004	14,364 76	15,453 10	(1,088 34)
875 00	CIBA SPECIALTY CHE	CHF6 (REGD)	86/12/31-04/12/31	3/29/2004	59,037 22	65,938 74	(6,901 52)
215 00	CIBA SPECIALTY CHE	CHF6 (REGD)	86/12/31-04/12/31	3/30/2004	14,510 38	15,061 17	(550 79)
415 00	CIBA SPECIALTY CHE	CHF6 (REGD)	86/12/31-04/12/31	3/31/2004	28,279 69	26,914 91	1,364 78
650 00	ALLIANZ AG	NPV(REGD)(VINKULIERT)	86/12/31-04/12/31	1/7/2004	81,409 97	121,410 25	(40,000 28)
475 00	ALLIANZ AG	NPV(REGD)(VINKULIERT)	86/12/31-04/12/31	1/8/2004	60,515 71	88,722 88	(28,207 17)
275 00	ALLIANZ AG	NPV(REGD)(VINKULIERT)	86/12/31-04/12/31	1/9/2004	35,207 31	51,365 88	(16,158 57)
125 00	ALLIANZ AG	NPV(REGD)(VINKULIERT)	86/12/31-04/12/31	1/12/2004	15,662 57	23,348 12	(7,685 55)
275 00	ALLIANZ AG	NPV(REGD)(VINKULIERT)	86/12/31-04/12/31	4/23/2004	30,127 55	51,365 88	(21,238 33)
125 00	ALLIANZ AG	NPV(REGD)(VINKULIERT)	86/12/31-04/12/31	4/26/2004	13,756 61	23,348 12	(9,591 51)
425 00	ALLIANZ AG	NPV(REGD)(VINKULIERT)	86/12/31-04/12/31	7/28/2004	40,511 45	79,383 63	(38,872 18)
225 00	ALLIANZ AG	NPV(REGD)(VINKULIERT)	86/12/31-04/12/31	8/2/2004	21,313 05	42,026 62	(20,713 57)
825 00	ALLIANZ AG	NPV(REGD)(VINKULIERT)	86/12/31-04/12/31	9/16/2004	85,261 04	154,097 63	(68,836 59)
825 00	ALLIANZ AG	NPV(REGD)(VINKULIERT)	86/12/31-04/12/31	9/17/2004	85,814 69	154,097 62	(68,282 93)
825 00	ALLIANZ AG	NPV(REGD)(VINKULIERT)	86/12/31-04/12/31	9/20/2004	85,526 36	154,097 63	(68,571 27)
950 00	ALLIANZ AG	NPV(REGD)(VINKULIERT)	86/12/31-04/12/31	9/21/2004	98,712 65	177,445 75	(78,733 10)
850 00	ALLIANZ AG	NPV(REGD)(VINKULIERT)	86/12/31-04/12/31	9/22/2004	87,489 80	158,767 25	(71,277 45)
925 00	ALLIANZ AG	NPV(REGD)(VINKULIERT)	86/12/31-04/12/31	9/24/2004	92,840 48	172,776 12	(79,935 64)
350 00	ALLIANZ AG	NPV(REGD)(VINKULIERT)	86/12/31-04/12/31	9/28/2004	34,976 50	65,374 75	(30,398 25)
400 00	ALLIANZ AG	NPV(REGD)(VINKULIERT)	86/12/31-04/12/31	10/1/2004	40,702 71	74,714 00	(34,011 29)
825 00	ALLIANZ AG	NPV(REGD)(VINKULIERT)	86/12/31-04/12/31	10/5/2004	87,461 10	142,313 60	(54,852 50)
600 00	ALLIANZ AG	NPV(REGD)(VINKULIERT)	86/12/31-04/12/31	10/11/2004	63,381 62	81,455 36	(18,073 74)

THE ROCKEFELLER FOUNDATION
EMPLOYEE ID NO 13-1659629
GAIN AND LOSSES FOR TAX ON INVESTMENT INCOME
FORM 990 PF 2004, PART IV

Shares/Par Value	Security Name	Security Description	Date Bought	Date Sold	Proceeds	Cost	Realized
675 00	ALLIANZ AG	NPV(REGD)(VINKULIERT)	86/12/31-04/12/31	10/13/2004	70,754 03	87,377 21	(16,623 18)
150 00	ALLIANZ AG	NPV(REGD)(VINKULIERT)	86/12/31-04/12/31	10/14/2004	15,559 50	19,417 16	(3,857 66)
850 00	ALLIANZ AG	NPV(REGD)(VINKULIERT)	86/12/31-04/12/31	10/15/2004	85,878 22	107,372 66	(21,494 44)
850 00	ALLIANZ AG	NPV(REGD)(VINKULIERT)	86/12/31-04/12/31	10/18/2004	84,909 53	106,159 05	(21,249 52)
425 00	ALLIANZ AG	NPV(REGD)(VINKULIERT)	86/12/31-04/12/31	10/25/2004	42,452 13	53,031 59	(10,579 46)
425 00	ALLIANZ AG	NPV(REGD)(VINKULIERT)	86/12/31-04/12/31	10/26/2004	43,172 37	53,027 94	(9,855 57)
700 00	ALLIANZ AG	NPV(REGD)(VINKULIERT)	86/12/31-04/12/31	11/3/2004	77,239 75	85,692 40	(8,452 65)
125 00	ALLIANZ AG	NPV(REGD)(VINKULIERT)	86/12/31-04/12/31	11/4/2004	13,866 86	14,295 03	(428 17)
675 00	ALLIANZ AG	NPV(REGD)(VINKULIERT)	86/12/31-04/12/31	11/5/2004	78,188 45	75,995 98	2,192 47
125 00	ALLIANZ AG	NPV(REGD)(VINKULIERT)	86/12/31-04/12/31	11/8/2004	14,476 06	13,682 12	793 94
800 00	ALLIANZ AG	NPV(REGD)(VINKULIERT)	86/12/31-04/12/31	11/9/2004	92,552 61	82,495 20	10,057 41
2,000 00	ALLIANZ AG	NPV(REGD)(VINKULIERT)	86/12/31-04/12/31	11/11/2004	233,483 95	153,819 75	79,664 20
800 00	ALLIANZ AG	NPV(REGD)(VINKULIERT)	86/12/31-04/12/31	11/17/2004	96,585 47	33,473 43	63,112 04
500 00	ALLIANZ AG	NPV(REGD)(VINKULIERT)	86/12/31-04/12/31	7/30/2004	48,374 29	93,392 50	(45,018 21)
450 00	ALLIANZ AG	NPV(REGD)(VINKULIERT)	86/12/31-04/12/31	9/30/2004	45,438 56	84,053 25	(38,614 69)
11,900 00	AHOLD (KON)NV	EUR0 25	86/12/31-04/12/31	7/14/2004	86,123 60	105,465 27	(19,341 67)
1,800 00	AHOLD (KON)NV	EUR0 25	86/12/31-04/12/31	7/15/2004	12,902 66	15,529 36	(2,626 70)
9,400 00	AHOLD (KON)NV	EUR0 25	86/12/31-04/12/31	7/16/2004	68,469 79	80,886 29	(12,416 50)
6,000 00	AHOLD (KON)NV	EUR0 25	86/12/31-04/12/31	7/19/2004	44,010 69	51,438 06	(7,427 37)
5,500 00	AHOLD (KON)NV	EUR0.25	86/12/31-04/12/31	7/20/2004	40,041 46	47,012 49	(6,971 03)
10,000 00	AHOLD (KON)NV	EUR0 25	86/12/31-04/12/31	7/21/2004	72,935 64	85,127 66	(12,192 02)
3,500 00	AHOLD (KON)NV	EUR0 25	86/12/31-04/12/31	7/22/2004	25,131 64	29,683 90	(4,552 26)
1,300 00	AHOLD (KON)NV	EUR0 25	86/12/31-04/12/31	7/23/2004	9,171 89	10,929 97	(1,758 08)
4,200 00	AHOLD (KON)NV	EUR0 25	86/12/31-04/12/31	7/26/2004	29,383 48	35,013 50	(5,630 02)
900 00	AHOLD (KON)NV	EUR0 25	86/12/31-04/12/31	7/27/2004	6,229 32	7,427 12	(1,197 80)
6,300 00	AHOLD (KON)NV	EUR0 25	86/12/31-04/12/31	7/28/2004	44,080 60	51,989 84	(7,909 24)
14,500 00	AHOLD (KON)NV	EUR0 25	86/12/31-04/12/31	7/29/2004	104,692 41	118,338 05	(13,645 64)
1,600 00	ERSTE BANK DER OST	NPV	86/12/31-04/12/31	7/8/2004	60,856 50	60,737 17	119 33
800 00	ERSTE BANK DER OST	NPV	86/12/31-04/12/31	7/8/2004	30,308 92	30,428 25	(119 33)
400 00	MUENCHENER RUCKVERS AG	NPV(REGD)	86/12/31-04/12/31	4/23/2004	44,066 88	90,003 69	(45,936 81)
350 00	MUENCHENER RUCKVERS AG	NPV(REGD)	86/12/31-04/12/31	7/26/2004	32,955 58	78,753 23	(45,797 65)
400 00	MUENCHENER RUCKVERS AG	NPV(REGD)	86/12/31-04/12/31	8/2/2004	37,815 16	90,003 69	(52,188 53)
600 00	MUENCHENER RUCKVERS AG	NPV(REGD)	86/12/31-04/12/31	9/2/2004	56,397 57	135,005 53	(78,607 96)
625 00	MUENCHENER RUCKVERS AG	NPV(REGD)	86/12/31-04/12/31	9/3/2004	58,776 56	140,630 76	(81,854 20)
375 00	MUENCHENER RUCKVERS AG	NPV(REGD)	86/12/31-04/12/31	9/6/2004	35,707 26	84 378 46	(48,671 20)
75 00	MUENCHENER RUCKVERS AG	NPV(REGD)	86/12/31-04/12/31	9/7/2004	7,328 74	16,875 69	(9,546 95)
350 00	MUENCHENER RUCKVERS AG	NPV(REGD)	86/12/31-04/12/31	9/14/2004	35,012 93	78,753 23	(43,740 30)
75 00	MUENCHENER RUCKVERS AG	NPV(REGD)	86/12/31-04/12/31	9/15/2004	7 500 55	16,875 69	(9,375 14)
700 00	MUENCHENER RUCKVERS AG	NPV(REGD)	86/12/31-04/12/31	9/21/2004	70,655 50	157,506 45	(86,850 95)
350 00	MUENCHENER RUCKVERS AG	NPV(REGD)	86/12/31-04/12/31	9/22/2004	34,818 07	78,753 23	(43,935 16)
275 00	MUENCHENER RUCKVERS AG	NPV(REGD)	86/12/31-04/12/31	9/28/2004	26,381 81	61,877 53	(35,515 72)
900 00	MUENCHENER RUCKVERS AG	NPV(REGD)	86/12/31-04/12/31	10/1/2004	87,747 08	202,508 30	(114,761 22)
900 00	MUENCHENER RUCKVERS AG	NPV(REGD)	86/12/31-04/12/31	10/11/2004	88,424 80	202,508 29	(114,083 49)
675 00	MUENCHENER RUCKVERS AG	NPV(REGD)	86/12/31-04/12/31	10/13/2004	65,365 57	151,881 22	(86,515 65)
225 00	MUENCHENER RUCKVERS AG	NPV(REGD)	86/12/31-04/12/31	10/14/2004	21,650 81	50,627 07	(28,976 26)
875 00	MUENCHENER RUCKVERS AG	NPV(REGD)	86/12/31-04/12/31	10/15/2004	80,687 78	192,444 54	(111,756 76)
675 00	MUENCHENER RUCKVERS AG	NPV(REGD)	86/12/31-04/12/31	10/18/2004	61,442 93	107,232 61	(45,789 68)
950 00	MUENCHENER RUCKVERS AG	NPV(REGD)	86/12/31-04/12/31	10/25/2004	88,243 59	126,676 80	(38,433 21)
475 00	MUENCHENER RUCKVERS AG	NPV(REGD)	86/12/31-04/12/31	10/26/2004	45,060 16	62,125 27	(17,065 11)
550 00	MUENCHENER RUCKVERS AG	NPV(REGD)	86/12/31-04/12/31	11/3/2004	55,131 83	68,384 18	(13,252 35)
350 00	MUENCHENER RUCKVERS AG	NPV(REGD)	86/12/31-04/12/31	11/4/2004	35,093 80	42,552 96	(7,459 16)
750 00	MUENCHENER RUCKVERS AG	NPV(REGD)	86/12/31-04/12/31	11/5/2004	77,376 11	88,272 71	(10,896 60)
150 00	MUENCHENER RUCKVERS AG	NPV(REGD)	86/12/31-04/12/31	11/8/2004	15,725 70	17,570 07	(1,844 37)
450 00	MUENCHENER RUCKVERS AG	NPV(REGD)	86/12/31-04/12/31	11/9/2004	47,036 83	52,710 19	(5,673 36)
425 00	MUENCHENER RUCKVERS AG	NPV(REGD)	86/12/31-04/12/31	11/10/2004	44,723 91	49,717 04	(4,993 13)
1,550 00	MUENCHENER RUCKVERS AG	NPV(REGD)	86/12/31-04/12/31	11/11/2004	163,920 43	168,428 90	(4,508 47)
1,050 00	MUENCHENER RUCKVERS AG	NPV(REGD)	86/12/31-04/12/31	11/12/2004	112,798 63	97,472 50	15,326 13
525 00	MUENCHENER RUCKVERS AG	NPV(REGD)	86/12/31-04/12/31	11/15/2004	56,326 53	47,155 96	9,170 57
1,050 00	MUENCHENER RUCKVERS AG	NPV(REGD)	86/12/31-04/12/31	11/16/2004	111,555 55	94,311 92	17,243 63
1,850 00	MUENCHENER RUCKVERS AG	NPV(REGD)	86/12/31-04/12/31	11/17/2004	200,237 70	166,168 62	34,069 08
675 00	MUENCHENER RUCKVERS AG	NPV(REGD)	86/12/31-04/12/31	11/22/2004	73,301 76	60,629 09	12,672 67
475 00	MUENCHENER RUCKVERS AG	NPV(REGD)	86/12/31-04/12/31	11/23/2004	52,270 20	42,664 92	9,605 28
450 00	MUENCHENER RUCKVERS AG	NPV(REGD)	86/12/31-04/12/31	11/24/2004	49,806 41	40,419 39	9,387 02
75 00	MUENCHENER RUCKVERS AG	NPV(REGD)	86/12/31-04/12/31	11/25/2004	8,409 17	6,556 15	1,853 02
250 00	MUENCHENER RUCKVERS AG	NPV(REGD)	86/12/31-04/12/31	11/26/2004	28,091 63	21,853 82	6,237 81
400 00	MUENCHENER RUCKVERS AG	NPV(REGD)	86/12/31-04/12/31	7/30/2004	38,454 16	90,003 69	(51,549 53)
375 00	MUENCHENER RUCKVERS AG	NPV(REGD)	86/12/31-04/12/31	11/29/2004	42,865 22	31,367 74	11,497 48
1,025 00	MUENCHENER RUCKVERS AG	NPV(REGD)	86/12/31-04/12/31	11/30/2004	116,060 48	75,370 83	40,689 65
2,800 00	RHODIA	EUR1 0	86/12/31-04/12/31	3/16/2004	7,791 65	24,905 58	(17,113 93)
2,100 00	RHODIA	EUR1 0	86/12/31-04/12/31	3/17/2004	6,439 33	18,679 18	(12,239 85)
1,700 00	RHODIA	EUR1 0	86/12/31-04/12/31	3/18/2004	5,218 96	15,121 24	(9,902 28)
1,700 00	RHODIA	EUR1 0	86/12/31-04/12/31	3/19/2004	5,147 21	15,121 24	(9,974 03)
1,700 00	RHODIA	EUR1 0	86/12/31-04/12/31	3/22/2004	5,036 38	15,121 24	(10,084 86)
2,300 00	RHODIA	EUR1 0	86/12/31-04/12/31	3/23/2004	6,666 51	20,458 15	(13,791 64)
2,400 00	RHODIA	EUR1 0	86/12/31-04/12/31	3/25/2004	6,702 14	21,347 64	(14,645 50)
1,900 00	RHODIA	EUR1 0	86/12/31-04/12/31	3/26/2004	5,304 85	16,900 21	(11,595 36)
1,800 00	RHODIA	EUR1	86/12/31-04/12/31	4/1/2004	5,288 68	12,151 51	(6,862 83)
1,900 00	RHODIA	EUR1	86/12/31-04/12/31	4/2/2004	5,519 60	12,414 31	(6,894 71)
1,550 00	RHODIA	EUR1	86/12/31-04/12/31	4/5/2004	4,474 19	9,939 28	(5,465 09)
2,400 00	RHODIA	EUR1 0	86/12/31-04/12/31	3/29/2004	6,544 64	21,347 64	(14,803 00)
2,280 00	RHODIA	EUR1 0	86/12/31-04/12/31	3/30/2004	6,127 64	20,280 26	(14,152 62)
38,670 00	RHODIA	EUR1 0	86/12/31-04/12/31	3/31/2004	118,839 39	338,568 76	(219,729 37)
1,024 00	DAIMLERCHRYSLER AG	ORD NPV(REGD)	86/12/31-04/12/31	3/25/2004	42,078 75	50,477 37	(8,398 62)
1,300 00	DAIMLERCHRYSLER AG	ORD NPV(REGD)	86/12/31-04/12/31	3/29/2004	54,484 92	63,430 25	(8,945 33)
2,700 00	DAIMLERCHRYSLER AG	ORD NPV(REGD)	86/12/31-04/12/31	4/1/2004	113,680 89	125,730 18	(12,049 29)

THE ROCKEFELLER FOUNDATION
EMPLOYEE ID NO 13-1659629
GAIN AND LOSSES FOR TAX ON INVESTMENT INCOME
FORM 990 PF 2004, PART IV

Shares/Par Value	Security Name	Security Description	Date Bought	Date Sold	Proceeds	Cost	Realized
3,155 00	DAIMLERCHRYSLER AG	ORD NPV(REGD)	86/12/31-04/12/31	4/2/2004	132,994 45	143,617 62	(10,623 17)
4,344 00	DAIMLERCHRYSLER AG	ORD NPV(REGD)	86/12/31-04/12/31	3/30/2004	181,025 91	209,461 25	(28,435 34)
3,377 00	DAIMLERCHRYSLER AG	ORD NPV(REGD)	86/12/31-04/12/31	3/31/2004	141,346 62	158,894 96	(17,548 34)
2,300 00	UNILEVER NV	CVA NLG1 12	86/12/31-04/12/31	10/1/2004	132,416 95	157,480 48	(25,063 53)
1,400 00	UNILEVER NV	CVA NLG1 12	86/12/31-04/12/31	10/1/2004	80,439 06	95,105 00	(14,665 94)
3,300 00	UNILEVER NV	CVA NLG1 12	86/12/31-04/12/31	10/4/2004	191,171 93	221,727 29	(30,555 36)
2,400 00	UNILEVER NV	CVA NLG1 12	86/12/31-04/12/31	10/5/2004	139,379 42	160,211 67	(20,832 25)
2,500 00	UNILEVER NV	CVA NLG1 12	86/12/31-04/12/31	10/6/2004	144,520 71	165,556 60	(21,035 89)
1,700 00	UNILEVER NV	CVA NLG1 12	86/12/31-04/12/31	10/7/2004	98,740 28	112,387 75	(13,647 47)
1,600 00	CARREFOUR	EUR2 50	86/12/31-04/12/31	1/19/2004	82,353 27	76,093 96	6,259 31
600 00	CARREFOUR	EUR2 50	86/12/31-04/12/31	1/20/2004	31,511 80	28,535 24	2,976 56
1,500 00	CARREFOUR	EUR2 50	86/12/31-04/12/31	1/21/2004	79,328 42	71,338 09	7,990 33
520 00	CARREFOUR	EUR2 50	86/12/31-04/12/31	1/22/2004	28,065 57	24,730 54	3,335 03
900 00	CARREFOUR	EUR2 50	86/12/31-04/12/31	1/26/2004	46,183 66	42,802 85	3,380 81
500 00	CARREFOUR	EUR2 50	86/12/31-04/12/31	1/27/2004	25,720 13	23,779 36	1,940 77
1,100 00	CARREFOUR	EUR2 50	86/12/31-04/12/31	1/28/2004	56,277 08	52,314 60	3,962 48
1,000 00	CARREFOUR	EUR2 50	86/12/31-04/12/31	1/29/2004	49,965 58	47,558 73	2,406 85
1,000 00	CARREFOUR	EUR2 50	86/12/31-04/12/31	1/30/2004	49,881 83	47,558 72	2,323 11
2,000 00	CARREFOUR	EUR2 50	86/12/31-04/12/31	2/2/2004	99,310 95	88,825 35	10,485 60
1,600 00	CARREFOUR	EUR2 50	86/12/31-04/12/31	2/3/2004	81,590 72	68,699 75	12,890 97
2,100 00	CARREFOUR	EUR2 50	86/12/31-04/12/31	2/4/2004	106,599 16	90,168 42	16,430 74
1,300 00	CARREFOUR	EUR2 50	86/12/31-04/12/31	2/5/2004	66,204 66	55,818 55	10,386 11
300 00	CARREFOUR	EUR2 50	86/12/31-04/12/31	2/6/2004	15,473 00	12,881 20	2,591 80
1,300 00	CARREFOUR	EUR2 50	86/12/31-04/12/31	2/9/2004	66,519 52	55,818 55	10,700 97
2,400 00	CARREFOUR	EUR2 50	86/12/31-04/12/31	2/10/2004	123,966 36	103,049 62	20,916 74
2,000 00	CARREFOUR	EUR2 50	86/12/31-04/12/31	2/11/2004	103,880 47	85,874 68	18,005 79
300 00	CARREFOUR	EUR2 50	86/12/31-04/12/31	2/12/2004	15,830 97	12,881 20	2,949 77
800 00	CARREFOUR	EUR2 50	86/12/31-04/12/31	2/13/2004	42,074 74	34,349 88	7,724 86
500 00	CARREFOUR	EUR2 50	86/12/31-04/12/31	2/16/2004	25,829 36	21,468 67	4,360 69
800 00	CARREFOUR	EUR2 50	86/12/31-04/12/31	2/17/2004	42,414 04	34,349 87	8,064 17
400 00	CARREFOUR	EUR2 50	86/12/31-04/12/31	2/18/2004	21,084 50	17,174 94	3,909 56
4,900 00	REPSOL YPF SA)	EUR1(REGD)	86/12/31-04/12/31	3/17/2004	97,719 58	83,108 52	14,611 06
3,000 00	REPSOL YPF SA)	EUR1(REGD)	86/12/31-04/12/31	5/12/2004	59,295 36	50,638 07	8,657 29
1,800 00	REPSOL YPF SA)	EUR1(REGD)	86/12/31-04/12/31	5/24/2004	36,464 08	30,294 43	6,169 65
2,000 00	REPSOL YPF SA)	EUR1	86/12/31-04/12/31	8/2/2004	42,063 14	33,634 56	8,428 58
2,000 00	REPSOL YPF SA)	EUR1	86/12/31-04/12/31	8/3/2004	42,207 99	33,498 00	8,709 99
5,200 00	REPSOL YPF SA)	EUR1	86/12/31-04/12/31	8/6/2004	107,235 99	75,874 06	31,361 93
2,000 00	REPSOL YPF SA)	EUR1	86/12/31-04/12/31	8/17/2004	40,720 42	25,522 85	15,197 57
3,000 00	REPSOL YPF SA)	EUR1	86/12/31-04/12/31	8/18/2004	60,872 71	38,199 82	22,672 89
2,600 00	REPSOL YPF SA)	EUR1	86/12/31-04/12/31	8/19/2004	53,543 74	32,712 60	20,831 14
4,300 00	REPSOL YPF SA)	EUR1	86/12/31-04/12/31	8/20/2004	88,522 89	53,202 91	35,319 98
1,800 00	REPSOL YPF SA)	EUR1	86/12/31-04/12/31	8/23/2004	36,917 86	22,251 61	14,666 25
800 00	REPSOL YPF SA)	EUR1	86/12/31-04/12/31	8/24/2004	16,141 66	9,889 60	6,252 06
2,700 00	REPSOL YPF SA)	EUR1	86/12/31-04/12/31	8/25/2004	54,003 46	33,377 41	20,626 05
4,400 00	REPSOL YPF SA)	EUR1	86/12/31-04/12/31	8/26/2004	87,904 60	54,392 81	33,511 79
13,600 00	REPSOL YPF SA)	EUR1	86/12/31-04/12/31	8/27/2004	275,547 18	168,123 24	107,423 94
3,300 00	REPSOL YPF SA)	EUR1	86/12/31-04/12/31	8/27/2004	67,131 73	40,794 61	26,337 12
2,200 00	REPSOL YPF SA)	EUR1	86/12/31-04/12/31	8/30/2004	45,313 33	27,196 40	18,116 93
4,300 00	REPSOL YPF SA)	EUR1	86/12/31-04/12/31	8/31/2004	88,823 81	53,081 40	35,742 41
1,800 00	WOLTERS KLUWER	CVA EUR0 12	86/12/31-04/12/31	1/2/2004	28,160 05	33,878 26	(5,718 21)
5,000 00	WOLTERS KLUWER	CVA EUR0 12	86/12/31-04/12/31	1/5/2004	79,196 01	94,106 28	(14,910 27)
2,400 00	WOLTERS KLUWER	CVA EUR0 12	86/12/31-04/12/31	1/6/2004	38,512 74	45,171 01	(6,658 27)
1,400 00	WOLTERS KLUWER	CVA EUR0 12	86/12/31-04/12/31	1/7/2004	22,121 59	26,349 76	(4,228 17)
1,300 00	WOLTERS KLUWER	CVA EUR0 12	86/12/31-04/12/31	1/8/2004	20,849 22	24,467 63	(3,618 41)
800 00	WOLTERS KLUWER	CVA EUR0 12	86/12/31-04/12/31	1/9/2004	12,820 88	14,088 46	(1,267 58)
1,000 00	WOLTERS KLUWER	CVA EUR0 12	86/12/31-04/12/31	1/12/2004	15,471 46	15,592 78	(121 32)
2,900 00	WOLTERS KLUWER	CVA EUR0 12	86/12/31-04/12/31	1/13/2004	45,330 47	41,438 28	3,892 19
600 00	WOLTERS KLUWER	CVA EUR0 12	86/12/31-04/12/31	1/14/2004	9,521 01	7,728 07	1,792 94
1,400 00	WOLTERS KLUWER	CVA EUR0 12	86/12/31-04/12/31	1/15/2004	21,978 86	17,793 63	4,185 23
1,500 00	WOLTERS KLUWER	CVA EUR0 12	86/12/31-04/12/31	1/16/2004	23,998 54	18,674 51	5,324 03
1,000 00	WOLTERS KLUWER	CVA EUR0 12	86/12/31-04/12/31	1/19/2004	15,813 21	12,363 00	3,450 21
8,300 00	SANOFI SYNTHELABO	EUR2	86/12/31-04/12/31	1/26/2004	573,096 02	523,592 77	49,503 25
800 00	SANOFI SYNTHELABO	EUR2	86/12/31-04/12/31	1/27/2004	55,306 49	48,376 39	6,930 10
1,400 00	SANOFI SYNTHELABO	EUR2	86/12/31-04/12/31	1/27/2004	97,013 26	83,832 72	13,180 54
2,100 00	SANOFI SYNTHELABO	EUR2	86/12/31-04/12/31	1/28/2004	146,578 36	124,400 94	22,177 42
2,400 00	SANOFI SYNTHELABO	EUR2	86/12/31-04/12/31	1/28/2004	167,203 63	138,353 92	30,849 71
1,200 00	SANOFI SYNTHELABO	EUR2	86/12/31-04/12/31	1/29/2004	82,406 45	63,923 91	18,482 54
1,200 00	INVESTOR AB	SEK6 25 B	86/12/31-04/12/31	3/9/2004	12,992 33	13,245 87	(253 54)
1,700 00	INVESTOR AB	SEK6 25 B	86/12/31-04/12/31	3/10/2004	17,815 14	18,764 98	(949 84)
6,100 00	INVESTOR AB	SEK6 25 B	86/12/31-04/12/31	3/12/2004	61,736 05	66,986 96	(5,250 91)
5,200 00	INVESTOR AB	SEK6 25 B	86/12/31-04/12/31	3/15/2004	52,876 72	56,451 21	(3,574 49)
4,500 00	INVESTOR AB	SEK6 25 B	86/12/31-04/12/31	3/16/2004	45,888 71	48,773 77	(2,885 06)
1,100 00	INVESTOR AB	SEK6 25 B	86/12/31-04/12/31	3/17/2004	11,236 81	11,896 30	(659 49)
4,500 00	INVESTOR AB	SEK6 25 B	86/12/31-04/12/31	3/17/2004	45,797 52	48,666 69	(2,869 17)
800 00	INVESTOR AB	SEK6 25 B	86/12/31-04/12/31	3/18/2004	8,221 08	8,651 86	(430 78)
6,200 00	INVESTOR AB	SEK6 25 B	86/12/31-04/12/31	3/19/2004	62,054 52	66,737 81	(4,683 29)
5,900 00	TELEFONICA SA	EUR 1	86/12/31-04/12/31	3/2/2004	95,432 95	70,761 31	24,671 64
2 900 00	TELEFONICA SA	EUR 1	86/12/31-04/12/31	5/7/2004	42,149 74	29,692 41	12,457 33
1,800 00	TELEFONICA SA	EUR 1	86/12/31-04/12/31	5/12/2004	25,546 89	18,139 44	7,407 45
-	TELEFONICA SA	EUR 1	86/12/31-04/12/31	11/12/2004	19,394 60	15,730 93	3,663 67
2,100 00	TELEFONICA SA	EUR 1	86/12/31-04/12/31	4/28/2004	31,307 51	21,526 49	9 781 02
200 00	LINDE AG	NPV	86/12/31-04/12/31	5/4/2004	11,024 50	10,238 83	785 67
400 00	LINDE AG	NPV	86/12/31-04/12/31	5/5/2004	22,133 32	20,477 65	1,655 67
400 00	LINDE AG	NPV	86/12/31-04/12/31	5/6/2004	21,633 10	20,477 65	1,155 45
500 00	LINDE AG	NPV	86/12/31-04/12/31	10/21/2004	30,062 12	25,597 07	4,465 05

THE ROCKEFELLER FOUNDATION
EMPLOYEE ID NO 13-1659629
GAIN AND LOSSES FOR TAX ON INVESTMENT INCOME
FORM 990 PF 2004, PART IV

Shares/Par Value	Security Name	Security Description	Date Bought	Date Sold	Proceeds	Cost	Realized
600 00	LINDE AG	NPV	86/12/31-04/12/31	10/22/2004	36,481 30	30,716 48	5,764 82
200 00	LINDE AG	NPV	86/12/31-04/12/31	10/25/2004	12,049 24	10,238 83	1,810 41
300 00	LINDE AG	NPV	86/12/31-04/12/31	10/26/2004	18,026 90	15,358 24	2,668 66
600 00	LINDE AG	NPV	86/12/31-04/12/31	10/27/2004	36,323 80	30,716 48	5,607 32
400 00	LINDE AG	NPV	86/12/31-04/12/31	11/1/2004	24,292 07	20,477 65	3,814 42
300 00	LINDE AG	NPV	86/12/31-04/12/31	11/2/2004	18,282 86	15,358 24	2,924 62
200 00	LINDE AG	NPV	86/12/31-04/12/31	11/3/2004	12,308 23	10,238 83	2,069 40
100 00	LINDE AG	NPV	86/12/31-04/12/31	11/4/2004	6,178 79	5 119 41	1 059 38
200 00	LINDE AG	NPV	86/12/31-04/12/31	10/28/2004	12 152 69	10,238 83	1,913 86
200 00	LINDE AG	NPV	86/12/31-04/12/31	10/29/2004	12,056 89	10,238 83	1 818 06
9,400 00	AMADEUS GLOBAL TRAVEL	SER A EUR0 01	86/12/31-04/12/31	11/17/2004	79,728 78	71,113 88	8,614 90
2,100 00	AMADEUS GLOBAL TRAVEL	SER A EUR0 01	86/12/31-04/12/31	11/18/2004	17,699 40	15,817 41	1,881 99
6,900 00	AMADEUS GLOBAL TRAVEL	SER A EUR0 01	86/12/31-04/12/31	11/22/2004	58,754 25	51,571 84	7,182 41
2,300 00	AMADEUS GLOBAL TRAVEL	SER A EUR0 01	86/12/31-04/12/31	11/23/2004	19,758 48	17,127 14	2,631 34
4,600 00	AMADEUS GLOBAL TRAVEL	SER A EUR0 01	86/12/31-04/12/31	11/24/2004	40,068 55	29,481 39	10,587 16
2,300 00	AMADEUS GLOBAL TRAVEL	SER A EUR0 01	86/12/31-04/12/31	11/25/2004	20,023 91	14,332 41	5,691 50
1,700 00	AMADEUS GLOBAL TRAVEL	SER A EUR0 01	86/12/31-04/12/31	11/26/2004	14,819 81	10,579 90	4,239 71
800 00	AMADEUS GLOBAL TRAVEL	SER A EUR0 01	86/12/31-04/12/31	11/29/2004	6,997 21	4,973 09	2,024 12
4,400 00	AMADEUS GLOBAL TRAVEL	SER A EUR0 01	86/12/31-04/12/31	11/30/2004	38,433 79	27,214 59	11,219 20
2,600 00	DEUTSCHE TELEKOM	NPV(REGD)	86/12/31-04/12/31	5/12/2004	41,200 98	50,317 48	(9,116 50)
5,000 00	DEUTSCHE TELEKOM	NPV(REGD)	86/12/31-04/12/31	6/15/2004	85,662 57	84,353 46	1,309 11
2,500 00	DEUTSCHE TELEKOM	NPV(REGD)	86/12/31-04/12/31	6/21/2004	43,445 63	40,236 61	3,209 02
1,500 00	DEUTSCHE TELEKOM	NPV(REGD)	86/12/31-04/12/31	6/22/2004	25,652 49	23,172 32	2,480 17
2,600 00	DEUTSCHE TELEKOM	NPV(REGD)	86/12/31-04/12/31	6/23/2004	43,833 53	40,066 66	3,766 87
2,600 00	DEUTSCHE TELEKOM	NPV(REGD)	86/12/31-04/12/31	6/24/2004	44,808 76	39,883 88	4,924 88
4,100 00	DEUTSCHE TELEKOM	NPV(REGD)	86/12/31-04/12/31	7/1/2004	72,289 95	62,555 55	9,734 40
7 900 00	DEUTSCHE TELEKOM	NPV(REGD)	86/12/31-04/12/31	7/2/2004	139,484 19	119,005 55	20,478 64
5,000 00	DEUTSCHE TELEKOM	NPV(REGD)	86/12/31-04/12/31	7/2/2004	87,722 50	75,684 00	12,038 50
2,800 00	DEUTSCHE TELEKOM	NPV(REGD)	86/12/31-04/12/31	7/5/2004	49,315 27	42,110 57	7,204 70
2,200 00	DEUTSCHE TELEKOM	NPV(REGD)	86/12/31-04/12/31	7/6/2004	38,367 41	33,073 99	5,293 42
10,100 00	DEUTSCHE TELEKOM	NPV(REGD)	86/12/31-04/12/31	7/7/2004	179,026 72	151,268 64	27,758 08
6,800 00	DEUTSCHE TELEKOM	NPV(REGD)	86/12/31-04/12/31	7/8/2004	119,493 15	101,270 99	18,222 16
1,600 00	DEUTSCHE TELEKOM	NPV(REGD)	86/12/31-04/12/31	7/9/2004	27,977 97	23,758 89	4,219 08
2,300 00	DEUTSCHE TELEKOM	NPV(REGD)	86/12/31-04/12/31	7/12/2004	39,980 84	34,149 78	5,831 06
5,400 00	DEUTSCHE TELEKOM	NPV(REGD)	86/12/31-04/12/31	8/2/2004	88,964 53	79,425 17	9,539 36
5,100 00	DEUTSCHE TELEKOM	NPV(REGD)	86/12/31-04/12/31	6/29/2004	89,767 77	78,101 19	11,666 58
3,500 00	DEUTSCHE TELEKOM	NPV(REGD)	86/12/31-04/12/31	6/30/2004	61,610 42	53,552 44	8,057 98
4,500 00	DEUTSCHE TELEKOM	NPV(REGD)	86/12/31-04/12/31	7/29/2004	75,795 67	66,392 85	9,402 82
9,400 00	DEUTSCHE TELEKOM	NPV(REGD)	86/12/31-04/12/31	7/30/2004	157,506 32	135,819 56	21,686 76
700 00	ACCOR	EUR3	86/12/31-04/12/31	6/15/2004	28,056 90	29,584 67	(1,527 77)
1,400 00	ACCOR	EUR3	86/12/31-04/12/31	6/16/2004	55,582 80	58,792 22	(3,209 42)
7,200 00	NOKIA (AB) OY	EUR0 06	86/12/31-04/12/31	4/6/2004	125,040 87	164,238 74	(39,197 87)
15,800 00	NOKIA (AB) OY	EUR0 06	86/12/31-04/12/31	4/6/2004	278,802 70	351,572 62	(72,769 92)
22,600 00	KON KPN NV	EUR0 24	86/12/31-04/12/31	1/30/2004	184,561 93	178,223 22	6,338 71
1,400 00	SANDVIK AB	SEK6	86/12/31-04/12/31	3/1/2004	44,720 60	49,277 10	(4,556 50)
3,800 00	SANDVIK AB	SEK6	86/12/31-04/12/31	3/9/2004	122,402 63	130,150 62	(7,747 99)
900 00	SANDVIK AB	SEK6	86/12/31-04/12/31	3/19/2004	27,899 99	30,315 15	(2,415 16)
1,600 00	SANDVIK AB	SEK6	86/12/31-04/12/31	3/25/2004	49,303 71	51,403 95	(2,100 24)
2,600 00	SANDVIK AB	SEK6	86/12/31-04/12/31	3/26/2004	80,571 61	81,412 84	(841 23)
700 00	SANDVIK AB	SEK6	86/12/31-04/12/31	3/29/2004	21,778 28	21,515 77	262 51
1,800 00	SANDVIK AB	SEK6	86/12/31-04/12/31	3/30/2004	56,131 58	54,457 78	1,673 80
2,600 00	SANDVIK AB	SEK6	86/12/31-04/12/31	3/31/2004	83 064 84	77,224 09	5,840 75
10 00	SERONO SA	B CHF25 BR	86/12/31-04/12/31	11/2/2004	6,149 52	6,445 26	(295 74)
70 00	SERONO SA	B CHF25 BR	86/12/31-04/12/31	11/3/2004	43,665 14	44,587 92	(922 78)
40 00	SERONO SA	B CHF25 BR	86/12/31-04/12/31	11/4/2004	25,214 60	25,224 24	(9 64)
50 00	SERONO SA	B CHF25 BR	86/12/31-04/12/31	11/5/2004	32,101 79	31,491 48	610 31
10 00	SERONO SA	B CHF25 BR	86/12/31-04/12/31	11/10/2004	6,348 55	6,174 58	173 97
50 00	SERONO SA	B CHF25 BR	86/12/31-04/12/31	11/11/2004	31,884 79	30,853 46	1 031 33
50 00	SERONO SA	B CHF25 BR	86/12/31-04/12/31	11/12/2004	32,096 55	30,549 82	1,546 73
110 00	SERONO SA	B CHF25 BR	86/12/31-04/12/31	11/15/2004	70,257 92	65,667 38	4,590 54
10 00	SERONO SA	B CHF25 BR	86/12/31-04/12/31	11/16/2004	6,406 71	5,898 47	508 24
50 00	SERONO SA	B CHF25 BR	86/12/31-04/12/31	11/17/2004	32,246 11	29,325 12	2,920.99
30 00	SERONO SA	B CHF25 BR	86/12/31-04/12/31	11/19/2004	19,307 28	17,385 61	1,921 67
10 00	SERONO SA	B CHF25 BR	86/12/31-04/12/31	11/23/2004	6,408 71	5,743 78	664 93
10 00	SERONO SA	B CHF25 BR	86/12/31-04/12/31	12/3/2004	6,437 78	5,669 95	767 83
10 00	SERONO SA	B CHF25 BR	86/12/31-04/12/31	12/10/2004	6,224 61	5,596 13	628 48
80 00	SERONO SA	B CHF25 BR	86/12/31-04/12/31	12/14/2004	49,693 41	43,970 49	5,722 92
30 00	SERONO SA	B CHF25 BR	86/12/31-04/12/31	12/27/2004	19,757 78	16,175 04	3,582 74
100 00	SERONO SA	B CHF25 BR	86/12/31-04/12/31	9/28/2004	60,923 99	73,106 31	(12,182 32)
100 00	SERONO SA	B CHF25 BR	86/12/31-04/12/31	10/27/2004	61,993 93	67,187 25	(5,193 32)
10 00	SERONO SA	B CHF25 BR	86/12/31-04/12/31	11/30/2004	6,455 11	5,743 78	711 33
400 00	PROMOTORA DE INFOR	EUR0 10	86/12/31-04/12/31	12/3/2004	8,362 55	4,234 01	4,128 54
400 00	PROMOTORA DE INFOR	EUR0 10	86/12/31-04/12/31	12/7/2004	8,372 55	4,196 01	4,176 54
400 00	PROMOTORA DE INFOR	EUR0 10	86/12/31-04/12/31	12/10/2004	8,081 59	4,078 18	4,003 41
400 00	PROMOTORA DE INFOR	EUR0 10	86/12/31-04/12/31	12/13/2004	8,176 83	3,723 10	4,453 73
400 00	PROMOTORA DE INFOR	EUR0 10	86/12/31-04/12/31	12/14/2004	8,184 60	3,699 75	4,484 85
400 00	PROMOTORA DE INFOR	EUR0 10	86/12/31-04/12/31	12/21/2004	8,226 68	3,263 44	4,963 44
700 00	PROMOTORA DE INFOR	EUR0 10	86/12/31-04/12/31	12/22/2004	14,689 68	5,709 20	8,980 48
400 00	PROMOTORA DE INFOR	EUR0 10	86/12/31-04/12/31	12/23/2004	8,476 31	3,262 23	5,214 08
600 00	PROMOTORA DE INFOR	EUR0 10	86/12/31-04/12/31	12/21/2004	12,397 91	5,329 17	7,068 74
400 00	PROMOTORA DE INFOR	EUR0 10	86/12/31-04/12/31	12/27/2004	8,563 60	3,262 23	5 301 37
4,000 00	ALL NIPPON AIRWAYS	JPY50	86/12/31-04/12/31	10/7/2004	12,627 87	13,760 41	(1,132 54)
8,000 00	ALL NIPPON AIRWAYS	JPY50	86/12/31-04/12/31	10/8/2004	25,020 28	27,258 88	(2,238 60)
5,000 00	ALL NIPPON AIRWAYS	JPY50	86/12/31-04/12/31	10/12/2004	15,550 07	16,899 34	(1,349 27)
1,000 00	ALL NIPPON AIRWAYS	JPY50	86/12/31-04/12/31	10/21/2004	3,151 59	3,377 17	(225 58)

THE ROCKEFELLER FOUNDATION
EMPLOYEE ID NO 13-1659629
GAIN AND LOSSES FOR TAX ON INVESTMENT INCOME
FORM 990 PF 2004, PART IV

Shares/Par Value	Security Name	Security Description	Date Bought	Date Sold	Proceeds	Cost	Realized
1,000 00	ALL NIPPON AIRWAYS	JPY50	86/12/31-04/12/31	10/22/2004	3,149 23	3,377 17	(227 94)
2,000 00	ALL NIPPON AIRWAYS	JPY50	86/12/31-04/12/31	10/25/2004	6,273 69	6,744 11	(470 42)
5,000 00	ALL NIPPON AIRWAYS	JPY50	86/12/31-04/12/31	11/1/2004	15,600 81	16,574 13	(973 32)
9,000 00	ALL NIPPON AIRWAYS	JPY50	86/12/31-04/12/31	11/2/2004	28,483 97	29,357 57	(873 60)
5,000 00	ALL NIPPON AIRWAYS	JPY50	86/12/31-04/12/31	11/4/2004	16,016 29	15,940 91	75 38
3,000 00	ALL NIPPON AIRWAYS	JPY50	86/12/31-04/12/31	11/5/2004	9,772 87	9,563 27	209 60
3,000 00	ALL NIPPON AIRWAYS	JPY50	86/12/31-04/12/31	11/8/2004	9,809 03	9,301 63	507 40
4,000 00	ALL NIPPON AIRWAYS	JPY50	86/12/31-04/12/31	11/9/2004	12,934 18	12,227 75	706 43
2,000 00	ALL NIPPON AIRWAYS	JPY50	86/12/31-04/12/31	11/10/2004	6,392 32	6,113 87	278 45
7,000 00	ALL NIPPON AIRWAYS	JPY50	86/12/31-04/12/31	11/11/2004	22,294 55	21,339 53	955 02
2,000 00	ALL NIPPON AIRWAYS	JPY50	86/12/31-04/12/31	10/27/2004	6,210 98	6,733 89	(522 91)
3,000 00	ALL NIPPON AIRWAYS	JPY50	86/12/31-04/12/31	10/28/2004	9,500 93	10,040 59	(539 66)
3,000 00	ALL NIPPON AIRWAYS	JPY50	86/12/31-04/12/31	10/29/2004	9,345 94	10,012 90	(666 96)
6,000 00	DBS GROUP HLDGS	SGD1	86/12/31-04/12/31	3/1/2004	51,390 94	45,216 52	6,174 42
1,700 00	CMNWLTH BK OF AUST	NPV	86/12/31-04/12/31	4/16/2004	40,198 47	40,480 70	(282 23)
4,200 00	CMNWLTH BK OF AUST	NPV	86/12/31-04/12/31	9/17/2004	86,048 58	74,426 69	11,621 89
1,620 00	CMNWLTH BK OF AUST	NPV	86/12/31-04/12/31	11/1/2004	38,898 41	28,707 44	10,190 97
1,350 00	CMNWLTH BK OF AUST	NPV	86/12/31-04/12/31	11/2/2004	32,032 34	23,922 87	8,109 47
4,470 00	CMNWLTH BK OF AUST	NPV	86/12/31-04/12/31	11/3/2004	107,852 94	79,211 27	28,641 67
3,100 00	CMNWLTH BK OF AUST	NPV	86/12/31-04/12/31	11/4/2004	75,022 88	54,933 99	20,088 89
3,050 00	CMNWLTH BK OF AUST	NPV	86/12/31-04/12/31	11/5/2004	73,595 74	54,047 96	19,547 78
1,490 00	CMNWLTH BK OF AUST	NPV	86/12/31-04/12/31	11/8/2004	35,868 28	26,403 75	9,464 53
1,390 00	CMNWLTH BK OF AUST	NPV	86/12/31-04/12/31	11/9/2004	33,478 25	24,631 69	8,846 56
1,390 00	CMNWLTH BK OF AUST	NPV	86/12/31-04/12/31	11/10/2004	33,513 66	24,631 69	8,881 97
1,650 00	CMNWLTH BK OF AUST	NPV	86/12/31-04/12/31	11/11/2004	39,881 41	29,239 06	10,642 35
1,300 00	CMNWLTH BK OF AUST	NPV	86/12/31-04/12/31	4/29/2004	29,275 19	26,691 75	2,583 44
600 00	CMNWLTH BK OF AUST	NPV	86/12/31-04/12/31	4/30/2004	13,492 29	10,632 39	2,859 90
4,500 00	JOHNSON ELEC HLDGS	HKD0 0125	86/12/31-04/12/31	2/17/2004	5,815 78	6,052 12	(236 34)
4,500 00	JOHNSON ELEC HLDGS	HKD0 0125	86/12/31-04/12/31	2/18/2004	5,662 45	5,983 40	(320 95)
9,500 00	MTR CORP	HKD1	86/12/31-04/12/31	3/16/2004	14,577 99	15,692 76	(1,114 77)
7,000 00	MTR CORP	HKD1	86/12/31-04/12/31	3/17/2004	10,742 78	11,384 38	(641 60)
9,300 00	MTR CORP	HKD1	86/12/31-04/12/31	3/17/2004	14,324 64	15,197 05	(872 41)
9,300 00	MTR CORP	HKD1	86/12/31-04/12/31	3/18/2004	14,424 18	15,097 37	(673 19)
9,400 00	MTR CORP	HKD1	86/12/31-04/12/31	3/19/2004	14,613 45	15,217 62	(604 17)
6,000 00	MTR CORP	HKD1	86/12/31-04/12/31	3/22/2004	9,282 95	9,624 94	(341 99)
2,500 00	MTR CORP	HKD1	86/12/31-04/12/31	3/23/2004	3,866 45	3,936 71	(70 26)
3 00	EAST JAPAN RAILWAY	JPY50000	86/12/31-04/12/31	4/1/2004	15,984 24	14,872 52	1,111 72
3 00	EAST JAPAN RAILWAY	JPY50000	86/12/31-04/12/31	12/7/2004	15,961 09	14,852 73	1,108 36
5 00	EAST JAPAN RAILWAY	JPY50000	86/12/31-04/12/31	12/8/2004	26,099 78	24,636 74	1,463 04
1 00	EAST JAPAN RAILWAY	JPY50000	86/12/31-04/12/31	12/9/2004	5,214 42	4,920 43	293 99
5 00	EAST JAPAN RAILWAY	JPY50000	86/12/31-04/12/31	3/29/2004	26,534 44	25,193 54	1,340 90
4 00	EAST JAPAN RAILWAY	JPY50000	86/12/31-04/12/31	3/30/2004	21,087 03	19,916 35	1,170 68
4 00	EAST JAPAN RAILWAY	JPY50000	86/12/31-04/12/31	3/31/2004	21,088 33	19,873 18	1,215 15
14 00	UFJ HLDGS	JPY50000	86/12/31-04/12/31	4/7/2004	96,825 30	68,704 43	28,120 87
11 00	UFJ HLDGS	JPY50000	86/12/31-04/12/31	6/7/2004	54,018 11	52,032 13	1,985 98
73 00	UFJ HLDGS	JPY50000	86/12/31-04/12/31	6/10/2004	360,386 52	315,207 22	45,179 30
23 00	UFJ HLDGS	JPY50000	86/12/31-04/12/31	6/11/2004	116,698 41	91,055 27	25,643 14
750 00	FUJI FIRE + MARINE	JPY50	86/12/31-04/12/31	12/21/2004	2,382 76	1,884 41	498 35
50 00	FUJI FIRE + MARINE	JPY50	86/12/31-04/12/31	12/22/2004	159 23	125 63	33 60
900 00	FUJI FIRE + MARINE	JPY50	86/12/31-04/12/31	12/24/2004	2,883 52	2,261 29	622 23
500 00	FUJI FIRE + MARINE	JPY50	86/12/31-04/12/31	12/27/2004	1,607 63	1,145 77	461 86
50 00	FUJI FIRE + MARINE	JPY50	86/12/31-04/12/31	12/28/2004	160 93	98 00	62 93
4,300 00	HONDA MOTOR CO	JPY50	86/12/31-04/12/31	2/16/2004	183,367 62	181,860 09	1,507 53
600 00	HONDA MOTOR CO	JPY50	86/12/31-04/12/31	2/17/2004	25,644 41	25,375 83	268 58
900 00	HONDA MOTOR CO	JPY50	86/12/31-04/12/31	3/25/2004	39,601 61	39,726 95	(125 34)
1,000 00	HONDA MOTOR CO	JPY50	86/12/31-04/12/31	6/15/2004	44,872 03	42,293 05	2,578 98
1,700 00	HONDA MOTOR CO	JPY50	86/12/31-04/12/31	6/22/2004	79,497 22	71,898 18	7,599 04
200 00	HONDA MOTOR CO	JPY50	86/12/31-04/12/31	6/23/2004	9,521 13	8,458 61	1,062 52
1,100 00	HONDA MOTOR CO	JPY50	86/12/31-04/12/31	10/5/2004	54,359 08	46,522 35	7,836 73
400 00	HONDA MOTOR CO	JPY50	86/12/31-04/12/31	10/6/2004	19,742 92	16,917 22	2,825 70
200 00	HONDA MOTOR CO	JPY50	86/12/31-04/12/31	10/7/2004	9,877 63	8,458 61	1,419 02
100 00	HONDA MOTOR CO	JPY50	86/12/31-04/12/31	10/8/2004	5,004 10	4,229 30	774 80
1,900 00	HONDA MOTOR CO	JPY50	86/12/31-04/12/31	11/16/2004	96,153 19	80,356 79	15,796 40
100 00	HONDA MOTOR CO	JPY50	86/12/31-04/12/31	3/26/2004	4,546 89	4,354 54	192 35
1,300 00	HONDA MOTOR CO	JPY50	86/12/31-04/12/31	6/28/2004	63,545 12	54,980 96	8,564 16
900 00	HONDA MOTOR CO	JPY50	86/12/31-04/12/31	6/29/2004	43,946 77	38,063 74	5,883 03
5 00	VODAFONE HOLDINGSG	NPV	86/12/31-04/12/31	5/18/2004	10,273 07	16,680 17	(6,407 10)
6 00	VODAFONE HOLDINGSG	NPV	86/12/31-04/12/31	5/19/2004	12,555 85	20,016 21	(7,460 36)
10 00	VODAFONE HOLDINGSG	NPV	86/12/31-04/12/31	5/20/2004	21,337 34	33,350 82	(12,013 48)
8 00	VODAFONE HOLDINGSG	NPV	86/12/31-04/12/31	5/21/2004	17,559 92	26,612 11	(9,052 19)
9 00	VODAFONE HOLDINGSG	NPV	86/12/31-04/12/31	5/24/2004	19,924 45	29,823 10	(9,898 65)
85 00	VODAFONE HOLDINGSG	NPV	86/12/31-04/12/31	6/1/2004	230,548 26	200,827 55	29,720 71
112 00	VODAFONE HOLDINGSG	NPV	86/12/31-04/12/31	5/28/2004	304,429 02	356,158 29	(51,729 27)
92 00	VODAFONE HOLDINGSG	NPV	86/12/31-04/12/31	5/31/2004	250,066 69	269,135 81	(19,069 12)
540 00	KOREA ELEC POWER	KRW5000	86/12/31-04/12/31	1/2/2004	9,597 73	10,306 06	(708 33)
1,970 00	KOREA ELEC POWER	KRW5000	86/12/31-04/12/31	1/7/2004	34,507 68	37,529 62	(3,021 94)
2,230 00	KOREA ELEC POWER	KRW5000	86/12/31-04/12/31	1/8/2004	39,264 45	42,247 30	(2,982 85)
2,800 00	KOREA ELEC POWER	KRW5000	86/12/31-04/12/31	1/9/2004	48,234 15	52,701 72	(4,467 57)
2,300 00	KOREA ELEC POWER	KRW5000	86/12/31-04/12/31	1/12/2004	39,775 66	43,119 44	(3,343 78)
3,030 00	KOREA ELEC POWER	KRW5000	86/12/31-04/12/31	1/13/2004	51,478 76	55,906 11	(4,427 35)
1,640 00	KOREA ELEC POWER	KRW5000	86/12/31-04/12/31	1/14/2004	28,812 74	30,118 79	(1,306 05)
4,550 00	KOMATSU	JPY50	86/12/31-04/12/31	11/17/2004	31,369 22	28,473 21	2,896 01
5,500 00	KOMATSU	JPY50	86/12/31-04/12/31	11/18/2004	38,029 93	34,028 88	4,001 05
5,750 00	KOMATSU	JPY50	86/12/31-04/12/31	11/19/2004	39,339 85	35,435 47	3,904 38
1,900 00	KOMATSU	JPY50	86/12/31-04/12/31	11/22/2004	12,626 35	11,624 04	1,002 31

THE ROCKEFELLER FOUNDATION
EMPLOYEE ID NO 13-1659629
GAIN AND LOSSES FOR TAX ON INVESTMENT INCOME
FORM 990 PF 2004, PART IV

Shares/Par Value	Security Name	Security Description	Date Bought	Date Sold	Proceeds	Cost	Realized
2,100 00	KOMATSU	JPY50	86/12/31-04/12/31	12/1/2004	14,325 92	12,727 13	1,598 79
1,500 00	KOMATSU	JPY50	86/12/31-04/12/31	12/2/2004	10,200 43	9,028 91	1,171 52
4,600 00	KOMATSU	JPY50	86/12/31-04/12/31	11/29/2004	31,686 73	27,949 30	3,737 43
3,600 00	KOMATSU	JPY50	86/12/31-04/12/31	11/30/2004	24,581 43	21,820 24	2,761 19
5,000 00	JAPAN AIRLINES CORP	NPV	86/12/31-04/12/31	10/7/2004	13,777 15	16,053 96	(2,276 81)
8,000 00	JAPAN AIRLINES CORP	NPV	86/12/31-04/12/31	10/8/2004	21,869 14	25,610 03	(3,740 89)
8,000 00	JAPAN AIRLINES CORP	NPV	86/12/31-04/12/31	10/12/2004	21,442 58	25,476 74	(4,034 16)
3,000 00	JAPAN AIRLINES CORP	NPV	86/12/31-04/12/31	12/7/2004	8,566 84	9,404 81	(837 97)
3,000 00	JAPAN AIRLINES CORP	NPV	86/12/31-04/12/31	12/8/2004	8,318 17	9,195 88	(877 71)
5,000 00	JAPAN AIRLINES CORP	NPV	86/12/31-04/12/31	12/9/2004	13,808 90	15,326 47	(1,517 57)
6,000 00	JAPAN AIRLINES CORP	NPV	86/12/31-04/12/31	12/10/2004	16,417 61	18,261 03	(1,843 42)
12 00	SUMITOMO MITSUI GR	NPV	86/12/31-04/12/31	6/10/2004	84,723 07	69,004 21	15,718 86
12 00	SUMITOMO MITSUI GR	NPV	86/12/31-04/12/31	6/11/2004	84,901 07	66,597 10	18,303 97
25 00	SUMITOMO MITSUI GR	NPV	86/12/31-04/12/31	6/14/2004	173,293 17	128,850 96	44,442 21
14 00	SUMITOMO MITSUI GR	NPV	86/12/31-04/12/31	6/15/2004	96,677 07	69,240 81	27,436 26
22 00	SUMITOMO MITSUI GR	NPV	86/12/31-04/12/31	6/16/2004	151,987 89	105,650 54	46,337 35
19 00	SUMITOMO MITSUI GR	NPV	86/12/31-04/12/31	6/17/2004	133,743 46	90,397 25	43 346 21
150 00	NIPPON BROADCASTING	JPY50	86/12/31-04/12/31	2/17/2004	6,655 44	6 003 97	651 47
50 00	NIPPON BROADCASTING	JPY50	86/12/31-04/12/31	12/27/2004	2,430 31	2 355 28	75 03
9,000 00	NIKKO CORDIAL CORP	JPY50	86/12/31-04/12/31	6/15/2004	44,722 20	56,451 69	(11,729 49)
1,000 00	NIKKO CORDIAL CORP	JPY50	86/12/31-04/12/31	12/17/2004	5,020 77	6,158 87	(1,138 10)
8,000 00	NIKKO CORDIAL CORP	JPY50	86/12/31-04/12/31	12/21/2004	39,784 61	47,611 88	(7,827 27)
6,000 00	NIKKO CORDIAL CORP	JPY50	86/12/31-04/12/31	12/22/2004	30,033 92	34,970 46	(4,936 54)
2,000 00	NIKKO CORDIAL CORP	JPY50	86/12/31-04/12/31	12/24/2004	10,108 31	11,438 44	(1,330 13)
30 00	NIPPON TEL+TEL CP	JPY50000	86/12/31-04/12/31	2/10/2004	135,004 42	148,268 17	(13,263 75)
20 00	NIPPON TEL+TEL CP	JPY50000	86/12/31-04/12/31	2/10/2004	89,882 50	97,158 92	(7,276 42)
20 00	NIPPON TEL+TEL CP	JPY50000	86/12/31-04/12/31	2/12/2004	90,105 28	96,740 00	(6,634 72)
5 00	NIPPON TEL+TEL CP	JPY50000	86/12/31-04/12/31	2/12/2004	22,538 75	24,103 39	(1,564 64)
10 00	NIPPON TEL+TEL CP	JPY50000	86/12/31-04/12/31	2/13/2004	45,616 44	48,177 39	(2,560 95)
30 00	NIPPON TEL+TEL CP	JPY50000	86/12/31-04/12/31	2/16/2004	138,320 23	141,809 42	(3,489 19)
6,000 00	NOMURA HOLDINGS	JPY50	86/12/31-04/12/31	6/15/2004	88,965 37	105,887 13	(16,921 76)
4,000 00	NOMURA HOLDINGS	JPY50	86/12/31-04/12/31	12/24/2004	55,258 59	69,771 44	(14,512 85)
100 00	NIPPON TV NETWORK	JPY500	86/12/31-04/12/31	2/17/2004	14,952 17	14,800 17	152 00
100 00	NIPPON TV NETWORK	JPY500	86/12/31-04/12/31	2/18/2004	14,728 76	12,852 13	1,876 63
100 00	NIPPON TV NETWORK	JPY500	86/12/31-04/12/31	2/19/2004	14,592 30	12,560 28	2,032 02
600 00	OLYMPUS CORP	NPV	86/12/31-04/12/31	11/4/2004	10,956 73	11,985 36	(1,028 63)
1,900 00	OLYMPUS CORP	NPV	86/12/31-04/12/31	11/5/2004	35,050 50	37,783 14	(2,732 64)
1,000 00	OLYMPUS CORP	NPV	86/12/31-04/12/31	12/10/2004	19,474 37	19,734 93	(260 56)
1,000 00	OLYMPUS CORP	NPV	86/12/31-04/12/31	12/13/2004	19,698 44	19,714 49	(16 05)
2,000 00	OLYMPUS CORP	NPV	86/12/31-04/12/31	12/14/2004	39,546 02	39,042 82	503 20
1,000 00	OLYMPUS CORP	NPV	86/12/31-04/12/31	12/15/2004	20,190 16	19,484 69	705 47
1,400 00	OLYMPUS CORP	NPV	86/12/31-04/12/31	12/16/2004	27,654 67	27,223 53	431 14
1,950 00	OLYMPUS CORP	NPV	86/12/31-04/12/31	12/17/2004	38,603 46	37,812 19	791 27
1,150 00	OLYMPUS CORP	NPV	86/12/31-04/12/31	12/20/2004	23,003 27	22,290 71	712 56
950 00	OLYMPUS CORP	NPV	86/12/31-04/12/31	12/21/2004	19,084 94	18,414 06	670 88
1,300 00	OLYMPUS CORP	NPV	86/12/31-04/12/31	12/22/2004	26,563 63	25,188 36	1,375 27
1,650 00	OLYMPUS CORP	NPV	86/12/31-04/12/31	12/24/2004	34,388 15	31,951 40	2,436 75
350 00	OLYMPUS CORP	NPV	86/12/31-04/12/31	12/27/2004	7,354 31	6,770 33	583 98
700 00	OLYMPUS CORP	NPV	86/12/31-04/12/31	12/28/2004	14,702 58	13,536 88	1,165 70
650 00	OLYMPUS CORP	NPV	86/12/31-04/12/31	12/29/2004	13,593 57	12,569 96	1,023 61
450 00	OLYMPUS CORP	NPV	86/12/31-04/12/31	12/30/2004	9,523 53	8,702 28	821 25
200 00	SAMSUNG ELECTRONIC	KRW5000	86/12/31-04/12/31	4/16/2004	102,478 19	85,994 84	16,483 35
200 00	SAMSUNG ELECTRONIC	KRW5000	86/12/31-04/12/31	4/19/2004	102,407 42	84,221 58	18,185 84
500 00	SAMSUNG ELECTRONIC	KRW5000	86/12/31-04/12/31	4/20/2004	261,272 62	208,252 45	53,020 17
210 00	SAMSUNG ELECTRONIC	KRW5000	86/12/31-04/12/31	7/1/2004	85,177 82	77,960 03	7,217 79
40 00	SAMSUNG ELECTRONIC	KRW5000	86/12/31-04/12/31	7/2/2004	15,576 30	14,849 53	726 77
20 00	SAMSUNG ELECTRONIC	KRW5000	86/12/31-04/12/31	7/5/2004	7,601 05	7,424 76	176 29
683 00	SAMSUNG ELECTRONIC	KRW5000	86/12/31-04/12/31	7/27/2004	242,414 89	250,907 44	(8,492 55)
400 00	SAMSUNG ELECTRONIC	KRW5000	86/12/31-04/12/31	4/29/2004	197,271 42	158,020 68	39,250 74
137 00	SAMSUNG ELECTRONIC	KRW5000	86/12/31-04/12/31	6/29/2004	55,058 02	53,100 05	1,957 97
280 00	SAMSUNG ELECTRONIC	KRW5000	86/12/31-04/12/31	6/30/2004	114,484 20	106,102 62	8,381 58
23,542 00	SINGAPORE TELECOMM	SGD0 15	86/12/31-04/12/31	9/1/2004	32,533 52	31,843 97	689 55
1,664 00	SINGAPORE TELECOMM	SGD0 15	86/12/31-04/12/31	9/1/2004	2,299 54	2,241 65	57 89
700 00	SINGAPORE TELECOMM	SGD0 15	86/12/31-04/12/31	9/1/2004	967 35	941 91	25 44
614 00	SINGAPORE TELECOMM	SGD0 15	86/12/31-04/12/31	9/1/2004	848 51	826 19	22 32
1,242 00	SINGAPORE TELECOMM	SGD0 15	86/12/31-04/12/31	9/1/2004	1,716 36	1,671 22	45 14
271 00	SINGAPORE TELECOMM	SGD0 15	86/12/31-04/12/31	9/1/2004	374 50	364 65	9 85
271 00	SINGAPORE TELECOMM	SGD0 15	86/12/31-04/12/31	9/1/2004	374 50	364 65	9 85
329,600 00	SINGAPORE TELECOMM	SGD0 15	86/12/31-04/12/31	9/1/2004	379,998 92	389,512 21	(9,513 29)
23,300 00	SINGAPORE TELECOMM	SGD0 15	86/12/31-04/12/31	9/1/2004	26,532 16	26,862 79	(330 63)
9,800 00	SINGAPORE TELECOMM	SGD0 15	86/12/31-04/12/31	9/1/2004	11,157 41	11,298 51	(141 10)
8,600 00	SINGAPORE TELECOMM	SGD0 15	86/12/31-04/12/31	9/1/2004	10 593 99	9,841 39	752 60
5,998 00	SINGAPORE TELECOMM	SGD0 15	86/12/31-04/12/31	9/1/2004	8,070 82	6,830 04	1,240 78
22,400 00	SINGAPORE TELECOMM	SGD0 15	86/12/31-04/12/31	9/1/2004	30,089 88	25,505 27	4,584 61
20,600 00	SINGAPORE TELECOMM	SGD0 15	86/12/31-04/12/31	9/1/2004	25,266 99	23,512 16	1,754 83
30,000 00	SINGAPORE TELECOMM	SGD0 15	86/12/31-04/12/31	9/1/2004	36,484 16	34,477 66	2,006 50
14,000 00	SINGAPORE TELECOMM	SGD0 15	86/12/31-04/12/31	9/1/2004	15,985 93	16,140 73	(154 80)
23,300 00	SINGAPORE TELECOMM	SGD0 15	86/12/31-04/12/31	9/1/2004	26,663 29	26,862 79	(199 50)
407 00	SINGAPORE TELECOMM	SGD0 15	86/12/31-04/12/31	9/1/2004	562 45	547 65	14 80
1,600 00	SINGAPORE TELECOMM	SGD0 15	86/12/31-04/12/31	9/1/2004	2,211 10	2,152 94	58 16
914 00	SINGAPORE TELECOMM	SGD0 15	86/12/31-04/12/31	9/1/2004	1,263 09	1,229 86	33 23
1,471 00	SINGAPORE TELECOMM	SGD0 15	86/12/31-04/12/31	9/1/2004	2,032 83	1,979 36	53 47
2,142 00	SINGAPORE TELECOMM	SGD0 15	86/12/31-04/12/31	9/1/2004	2,960 11	2,882 24	77 87
1,000 00	SINGAPORE TELECOMM	SGD0 15	86/12/31-04/12/31	9/1/2004	1,381 94	1,345 59	36 35
1,664 00	SINGAPORE TELECOMM	SGD0 15	86/12/31-04/12/31	9/1/2004	2,299 54	2,243 88	55 66

THE ROCKEFELLER FOUNDATION
EMPLOYEE ID NO 13-1659629
GAIN AND LOSSES FOR TAX ON INVESTMENT INCOME
FORM 990 PF 2004, PART IV

Shares/Par Value	Security Name	Security Description	Date Bought	Date Sold	Proceeds	Cost	Realized
370 00	TAKEFUJI CORP	JPY50	86/12/31-04/12/31	12/13/2004	23,826 17	24,192 24	(366 07)
920 00	TAKEFUJI CORP	JPY50	86/12/31-04/12/31	12/14/2004	59,035 51	59,817 57	(782 06)
1,220 00	TAKEFUJI CORP	JPY50	86/12/31-04/12/31	12/15/2004	78,703 55	78,490 67	212 88
1,710 00	TAKEFUJI CORP	JPY50	86/12/31-04/12/31	12/16/2004	109,111 26	105,791 41	3,319 85
1,680 00	TAKEFUJI CORP	JPY50	86/12/31-04/12/31	12/17/2004	109,026 51	103,481 13	5,545 38
440 00	TAKEFUJI CORP	JPY50	86/12/31-04/12/31	12/20/2004	28,566 52	27,102 20	1,464 32
550 00	TAKEFUJI CORP	JPY50	86/12/31-04/12/31	12/21/2004	35,543 38	33,877 75	1,665 63
850 00	TAKEFUJI CORP	JPY50	86/12/31-04/12/31	12/22/2004	55,332 72	52,356 52	2,976 20
4,000 00	NEWS CORPORATION	NPV	86/12/31-04/12/31	3/1/2004	37,307 89	37,200 57	107 32
800 00	NEWS CORPORATION	NPV	86/12/31-04/12/31	3/2/2004	7,402 62	7,440 11	(37 49)
500 00	TOKYO BROADCASTING	JPY50	86/12/31-04/12/31	12/7/2004	7,621 90	10,436 08	(2,814 18)
800 00	TOKYO BROADCASTING	JPY50	86/12/31-04/12/31	12/8/2004	12,123 14	16,531 29	(4,408 15)
400 00	TOKYO BROADCASTING	JPY50	86/12/31-04/12/31	12/9/2004	5,999 10	8,190 36	(2,191 26)
500 00	TOKYO BROADCASTING	JPY50	86/12/31-04/12/31	12/10/2004	7,362 43	10,163 11	(2,800 68)
600 00	TOKYO BROADCASTING	JPY50	86/12/31-04/12/31	12/21/2004	9,192 88	11,937 29	(2,744 41)
800 00	TOKYO BROADCASTING	JPY50	86/12/31-04/12/31	12/22/2004	12,407 38	15,565 75	(3,158 37)
700 00	TOKYO BROADCASTING	JPY50	86/12/31-04/12/31	12/24/2004	10,952 05	12,359 31	(1,407 26)
200 00	TOKYO BROADCASTING	JPY50	86/12/31-04/12/31	12/27/2004	3,114 28	3,510 05	(395 77)
3,000 00	TOKYU CORP	JPY50	86/12/31-04/12/31	12/7/2004	15,595 13	18,571 04	(2,975 91)
3,000 00	TOKYU CORP	JPY50	86/12/31-04/12/31	12/8/2004	15,214 35	18,386 39	(3,172 04)
1,000 00	TOKYU CORP	JPY50	86/12/31-04/12/31	12/9/2004	4,981 03	6,128 80	(1,147 77)
2,000 00	TOKYU CORP	JPY50	86/12/31-04/12/31	12/10/2004	9,840 45	11,690 24	(1,849 79)
1,200 00	YAMANOUCHI PHARM	JPY50	86/12/31-04/12/31	2/10/2004	39,396 92	31,546 50	7,850 42
1,100 00	YAMANOUCHI PHARM	JPY50	86/12/31-04/12/31	2/10/2004	36,115 33	29,383 79	6,731 54
200 00	YAMANOUCHI PHARM	JPY50	86/12/31-04/12/31	2/12/2004	6,660 00	5,108 35	1,551 65
1,100 00	YAMANOUCHI PHARM	JPY50	86/12/31-04/12/31	2/12/2004	36,464 07	28,598 77	7,865 30
600 00	YAMANOUCHI PHARM	JPY50	86/12/31-04/12/31	2/13/2004	19,933 34	15,269 81	4,663 53
700 00	YAMANOUCHI PHARM	JPY50	86/12/31-04/12/31	2/13/2004	23,132 41	17,879 23	5,253 18
1,100 00	YAMANOUCHI PHARM	JPY50	86/12/31-04/12/31	2/16/2004	36,341 50	27,971 06	8,370 44
900 00	YAMANOUCHI PHARM	JPY50	86/12/31-04/12/31	2/17/2004	29,990 53	22,729 89	7,260 64
400 00	YAMANOUCHI PHARM	JPY50	86/12/31-04/12/31	2/18/2004	13,368 41	10,051 28	3,317 13
1,300 00	YAMANOUCHI PHARM	JPY50	86/12/31-04/12/31	2/18/2004	43,348 11	32,666 68	10,681 43
400 00	YAMANOUCHI PHARM	JPY50	86/12/31-04/12/31	2/19/2004	13,261 83	10,051 28	3,210 55
1,000 00	YAMATO TRANSPORT	JPY50	86/12/31-04/12/31	9/13/2004	15,240 35	16,722 94	(1,482 59)
1,000 00	YAMATO TRANSPORT	JPY50	86/12/31-04/12/31	9/14/2004	15,040 33	16,722 94	(1,682 61)
1,000 00	YAMATO TRANSPORT	JPY50	86/12/31-04/12/31	9/15/2004	14,615 61	16,491 98	(1,876 37)
1,000 00	*YAMATO TRANSPORT*	*JPY50*	86/12/31-04/12/31	9/17/2004	*14,603 60*	*14,634 08*	*(30 48)*
2,000 00	YAMATO TRANSPORT	JPY50	86/12/31-04/12/31	9/21/2004	28,966 21	28,128 66	837 55
1,000 00	YAMATO TRANSPORT	JPY50	86/12/31-04/12/31	9/22/2004	14,222 28	13,358 37	863 91
3,000 00	YAMATO TRANSPORT	JPY50	86/12/31-04/12/31	10/1/2004	41,816 64	39,754 32	2,062 32
6,000 00	YAMATO TRANSPORT	JPY50	86/12/31-04/12/31	10/14/2004	79,887 02	78,939 32	947 70
1,300 00	YAMATO TRANSPORT	JPY50	86/12/31-04/12/31	11/1/2004	17,308 90	17,046 06	262 84
1,350 00	YAMATO TRANSPORT	JPY50	86/12/31-04/12/31	11/2/2004	18,421 79	17,317 49	1,104 30
2,250 00	YAMATO TRANSPORT	JPY50	86/12/31-04/12/31	11/4/2004	30,860 15	27,666 81	3,193 34
2,800 00	YAMATO TRANSPORT	JPY50	86/12/31-04/12/31	11/5/2004	38,976 71	33,481 75	5,494 96
1,600 00	YAMATO TRANSPORT	JPY50	86/12/31-04/12/31	11/8/2004	22,350 79	19,122 57	3,228 22
1,450 00	YAMATO TRANSPORT	JPY50	86/12/31-04/12/31	11/9/2004	20,152 28	17,091 23	3,061 05
2,750 00	YAMATO TRANSPORT	JPY50	86/12/31-04/12/31	11/10/2004	37,898 61	32,295 69	5,602 92
7,000 00	BANK OF YOKOHAMA	JPY50	86/12/31-04/12/31	12/1/2004	43,605 75	41,363 56	2,242 19
1,000 00	BANK OF YOKOHAMA	JPY50	86/12/31-04/12/31	12/2/2004	6,256 48	5,652 40	604 08
5,000 00	BANK OF YOKOHAMA	JPY50	86/12/31-04/12/31	12/7/2004	29,978 16	27,923 66	2,054 50
3,000 00	BANK OF YOKOHAMA	JPY50	86/12/31-04/12/31	12/8/2004	17,603 30	16,316 48	1,286 82
7,050 00	BANK OF YOKOHAMA	JPY50	86/12/31-04/12/31	12/21/2004	41,655 59	37,965 20	3,690 39
4,600 00	BANK OF YOKOHAMA	JPY50	86/12/31-04/12/31	12/22/2004	27,461 17	24,695 48	2,765 69
3,900 00	BANK OF YOKOHAMA	JPY50	86/12/31-04/12/31	12/24/2004	23,655 06	20,881 78	2,773 28
2,500 00	BANK OF YOKOHAMA	JPY50	86/12/31-04/12/31	12/27/2004	15,103 03	13,385 75	1,717 28
900 00	DEUTSCHE BOERSE AG	NPV	86/12/31-04/12/31	6/15/2004	47,682 96	37,690 90	9,992 06
600 00	DEUTSCHE BOERSE AG	NPV	86/12/31-04/12/31	6/16/2004	31,431 86	25,127 27	6,304 59
700 00	DEUTSCHE BOERSE AG	NPV	86/12/31-04/12/31	6/17/2004	37,061 24	29,315 15	7,746 09
200 00	DEUTSCHE BOERSE AG	NPV	86/12/31-04/12/31	6/21/2004	10,615 66	8,375 76	2,239 90
200 00	DEUTSCHE BOERSE AG	NPV	86/12/31-04/12/31	6/22/2004	10,476 50	8,375 76	2,100 74
200 00	DEUTSCHE BOERSE AG	NPV	86/12/31-04/12/31	6/28/2004	10,514 69	8,375 76	2,138 93
300 00	DEUTSCHE BOERSE AG	NPV	86/12/31-04/12/31	7/7/2004	15,276 58	12,563 63	2,712 95
300 00	DEUTSCHE BOERSE AG	NPV	86/12/31-04/12/31	8/27/2004	14,408 74	12,563 63	1,845 11
300 00	DEUTSCHE BOERSE AG	NPV	86/12/31-04/12/31	9/13/2004	15,071 64	12,563 63	2,508 01
500 00	DEUTSCHE BOERSE AG	NPV	86/12/31-04/12/31	9/14/2004	25,250 72	20,939 39	4,311 33
400 00	DEUTSCHE BOERSE AG	NPV	86/12/31-04/12/31	10/1/2004	20,226 72	16,751 51	3,475 21
1,300 00	DEUTSCHE BOERSE AG	NPV	86/12/31-04/12/31	10/4/2004	65,617 21	54,442 41	11,174 80
500 00	DEUTSCHE BOERSE AG	NPV	86/12/31-04/12/31	10/5/2004	25,659 03	20,939 39	4,719 64
200 00	DEUTSCHE BOERSE AG	NPV	86/12/31-04/12/31	10/6/2004	10,238 65	8,375 76	1,862 89
200 00	DEUTSCHE BOERSE AG	NPV	86/12/31-04/12/31	10/7/2004	10,236 25	8,375 76	1,860 49
700 00	DEUTSCHE BOERSE AG	NPV	86/12/31-04/12/31	10/8/2004	35,547 38	29,315 14	6,232 24
900 00	DEUTSCHE BOERSE AG	NPV	86/12/31-04/12/31	10/20/2004	44,721 45	37,690 90	7,030 55
200 00	DEUTSCHE BOERSE AG	NPV	86/12/31-04/12/31	10/21/2004	9,952 62	8,375 76	1,576 86
700 00	DEUTSCHE BOERSE AG	NPV	86/12/31-04/12/31	10/22/2004	35,334 09	29,315 14	6,018 95
300 00	DEUTSCHE BOERSE AG	NPV	86/12/31-04/12/31	10/25/2004	14,907 67	12,563 63	2,344 04
200 00	DEUTSCHE BOERSE AG	NPV	86/12/31-04/12/31	10/26/2004	9,875 50	8,375 76	1,499 74
400 00	DEUTSCHE BOERSE AG	NPV	86/12/31-04/12/31	10/27/2004	19,775 41	16,751 51	3,023 90
300 00	DEUTSCHE BOERSE AG	NPV	86/12/31-04/12/31	11/1/2004	14,916 34	12,563 63	2,352 71
200 00	DEUTSCHE BOERSE AG	NPV	86/12/31-04/12/31	11/2/2004	9,880 84	8,375 76	1,505 08
200 00	DEUTSCHE BOERSE AG	NPV	86/12/31-04/12/31	11/3/2004	10,031 12	8,375 76	1,655 36
500 00	DEUTSCHE BOERSE AG	NPV	86/12/31-04/12/31	11/4/2004	25,428 61	20,939 39	4,489 22
4,800 00	DEUTSCHE BOERSE AG	NPV	86/12/31-04/12/31	11/5/2004	248,214 03	201,018 13	47,195 90
600 00	DEUTSCHE BOERSE AG	NPV	86/12/31-04/12/31	11/8/2004	31,371 90	25,127 27	6,244 63
1,800 00	DEUTSCHE BOERSE AG	NPV	86/12/31-04/12/31	11/9/2004	96,708 95	75,381 80	21,327 15

THE ROCKEFELLER FOUNDATION
EMPLOYEE ID NO 13-1659629
GAIN AND LOSSES FOR TAX ON INVESTMENT INCOME
FORM 990 PF 2004, PART IV

Shares/Par Value	Security Name	Security Description	Date Bought	Date Sold	Proceeds	Cost	Realized
600 00	DEUTSCHE BOERSE AG	NPV	86/12/31-04/12/31	11/10/2004	32,507 69	23,106 50	9,401 19
200 00	DEUTSCHE BOERSE AG	NPV	86/12/31-04/12/31	6/29/2004	10,421 16	8,375 76	2,045 40
200 00	DEUTSCHE BOERSE AG	NPV	86/12/31-04/12/31	8/30/2004	9 626 32	8 375 76	1 250 56
400 00	DEUTSCHE BOERSE AG	NPV	86/12/31-04/12/31	10/28/2004	19 853 33	16 751 51	3,101 82
400 00	DEUTSCHE BOERSE AG	NPV	86/12/31-04/12/31	10/29/2004	19,948 66	16,751 51	3 197 15
600 00	SODEXHO ALLIANCE	EUR4	86/12/31-04/12/31	4/16/2004	17 089 90	19,756 85	(2,666 95)
200 00	SODEXHO ALLIANCE	EUR4	86/12/31-04/12/31	4/19/2004	5,635 51	6,545 43	(909 92)
600 00	SODEXHO ALLIANCE	EUR4	86/12/31-04/12/31	4/20/2004	16,891 05	19,636 28	(2,745 23)
2,200 00	SODEXHO ALLIANCE	EUR4	86/12/31-04/12/31	4/22/2004	61,542 67	71,639 76	(10,097 09)
1,300 00	SODEXHO ALLIANCE	EUR4	86/12/31-04/12/31	4/22/2004	36,915 01	42,194 05	(5,279.04)
300 00	SODEXHO ALLIANCE	EUR4	86/12/31-04/12/31	4/23/2004	8,479 59	9,680 84	(1,201 25)
300 00	SODEXHO ALLIANCE	EUR4	86/12/31-04/12/31	4/26/2004	8,511 75	9,677.24	(1,165 49)
600 00	SODEXHO ALLIANCE	EUR4	86/12/31-04/12/31	4/27/2004	16,846 25	19,345 92	(2,499 67)
400 00	SODEXHO ALLIANCE	EUR4	86/12/31-04/12/31	4/28/2004	11,084 43	12,760 60	(1,676 17)
300 00	SODEXHO ALLIANCE	EUR4	86/12/31-04/12/31	4/29/2004	8,305 85	9,381 78	(1,075 93)
1,000 00	NOVO NORDISK AS	DKK2 SER B	86/12/31-04/12/31	12/1/2004	53,203 93	30,481 24	22,722 69
300 00	H LUNDBECK A S	DKK5	86/12/31-04/12/31	10/21/2004	5,392 48	6,895 14	(1,502 66)
1,200 00	H LUNDBECK A S	DKK5	86/12/31-04/12/31	10/22/2004	21,555 84	27,202 44	(5,646 60)
300 00	H LUNDBECK A S	DKK5	86/12/31-04/12/31	10/25/2004	5,357 82	6,573 56	(1,215 74)
800 00	H LUNDBECK A S	DKK5	86/12/31-04/12/31	10/26/2004	14,259 79	17,277 50	(3,017 71)
450 00	H LUNDBECK A S	DKK5	86/12/31-04/12/31	11/2/2004	7,976 11	8,495 07	(518 96)
150 00	H LUNDBECK A S	DKK5	86/12/31-04/12/31	11/3/2004	2,708 41	2,831 69	(123 28)
2,000 00	H LUNDBECK A S	DKK5	86/12/31-04/12/31	11/17/2004	36,552 30	37,588 27	(1,035 97)
900 00	H LUNDBECK A S	DKK5	86/12/31-04/12/31	10/27/2004	16,057 55	18,590 88	(2,533 33)
600 00	H LUNDBECK A S	DKK5	86/12/31-04/12/31	10/28/2004	10,867 46	11,630 19	(762 73)
1,800 00	H LUNDBECK A S	DKK5	86/12/31-04/12/31	10/29/2004	32,274 92	34,351 02	(2,076 10)
1,220 00	NOVARTIS AG	CHF0 50 REGD	86/12/31-04/12/31	1/21/2004	56,300 62	51,139 59	5,161 03
1,475 00	NOVARTIS AG	CHF0 50 REGD	86/12/31-04/12/31	1/21/2004	68,473 42	61,828 60	6,644 82
2,400 00	NOVARTIS AG	CHF0 50 REGD	86/12/31-04/12/31	1/22/2004	111,970 93	100,602 48	11,368 45
1,100 00	NOVARTIS AG	CHF0 50 REGD	86/12/31-04/12/31	2/12/2004	52,302 40	46,109 47	6,192 93
1,000 00	NOVARTIS AG	CHF0 50 REGD	86/12/31-04/12/31	2/13/2004	46,833 64	41,917 70	4,915 94
1,000 00	NOVARTIS AG	CHF0 50 REGD	86/12/31-04/12/31	2/16/2004	46,961 67	40,866 40	6,095 27
1,800 00	NOVARTIS AG	CHF0 50 REGD	86/12/31-04/12/31	2/17/2004	84,534 12	72,194 20	12,339 92
1,000 00	NOVARTIS AG	CHF0 50 REGD	86/12/31-04/12/31	2/18/2004	46,456 68	39,685 47	6,771 21
200 00	NOVARTIS AG	CHF0 50 REGD	86/12/31-04/12/31	2/19/2004	9,228 68	7,937 10	1,291 58
2,750 00	NOVARTIS AG	CHF0 50 REGD	86/12/31-04/12/31	2/20/2004	123,290 64	106,948 56	16,342 08
700 00	OPAP (ORG OF FOOTB)	EUR0 30 (CR)	86/12/31-04/12/31	10/21/2004	14,159 43	13,832 69	326 74
2,200 00	OPAP (ORG OF FOOTB)	EUR0 30 (CR)	86/12/31-04/12/31	10/25/2004	44,489 75	43,143 61	1,346 14
400 00	OPAP (ORG OF FOOTB)	EUR0 30 (CR)	86/12/31-04/12/31	10/25/2004	8,084 59	7,882 19	202 40
700 00	OPAP (ORG OF FOOTB)	EUR0 30 (CR)	86/12/31-04/12/31	11/1/2004	14,175 89	13,276 06	899 83
600 00	OPAP (ORG OF FOOTB)	EUR0 30 (CR)	86/12/31-04/12/31	11/2/2004	12,498 36	11,257 72	1,240 64
1,000 00	OPAP (ORG OF FOOTB)	EUR0 30 (CR)	86/12/31-04/12/31	11/2/2004	20,724 40	18,783 16	1,941 24
600 00	OPAP (ORG OF FOOTB)	EUR0 30 (CR)	86/12/31-04/12/31	11/3/2004	12,735 34	11,257 72	1,477 62
300 00	OPAP (ORG OF FOOTB)	EUR0 30 (CR)	86/12/31-04/12/31	11/3/2004	6,398 01	5,628 86	769 15
700 00	OPAP (ORG OF FOOTB)	EUR0 30 (CR)	86/12/31-04/12/31	11/4/2004	14,979 16	13,134 01	1,845 15
2,000 00	OPAP (ORG OF FOOTB)	EUR0 30 (CR)	86/12/31-04/12/31	11/5/2004	43 801 52	36,920 75	6,880 77
700 00	OPAP (ORG OF FOOTB)	EUR0 30 (CR)	86/12/31-04/12/31	11/5/2004	15,198 82	13,134 01	2,064 81
400 00	OPAP (ORG OF FOOTB)	EUR0 30 (CR)	86/12/31-04/12/31	10/26/2004	8 091 71	7,665 61	426 10
600 00	OPAP (ORG OF FOOTB)	EUR0 30 (CR)	86/12/31-04/12/31	10/27/2004	12,181 11	11,389 24	791 87
700 00	OPAP (ORG OF FOOTB)	EUR0 30 (CR)	86/12/31-04/12/31	10/29/2004	14,165 66	13,276 06	889 60
600 00	OPAP (ORG OF FOOTB)	EUR0 30 (CR)	86/12/31-04/12/31	10/29/2004	12,124 97	11,379 48	745 49
600 00	ROCHE HOLDINGS AG	GENUSSCHEINE NPV	86/12/31-04/12/31	2/13/2004	61,794 53	48,878 86	12,915 67
200 00	ROCHE HOLDINGS AG	GENUSSCHEINE NPV	86/12/31-04/12/31	2/13/2004	20,607 33	16,269 12	4,338 21
200 00	ROCHE HOLDINGS AG	GENUSSCHEINE NPV	86/12/31-04/12/31	2/16/2004	20,472 52	16,269 12	4,203 40
100 00	ROCHE HOLDINGS AG	GENUSSCHEINE NPV	86/12/31-04/12/31	2/17/2004	10,366 91	8,134 56	2,232 35
700 00	ROCHE HOLDINGS AG	GENUSSCHEINE NPV	86/12/31-04/12/31	7/7/2004	71,738 74	55,735 22	16,003 52
300 00	INDITEX	EUR0 15	86/12/31-04/12/31	1/29/2004	5,956 60	6,235 85	(279 25)
300 00	INDITEX	EUR0 15	86/12/31-04/12/31	1/30/2004	5,910 01	6,235 84	(325 83)
4,300 00	INDITEX	EUR0 15	86/12/31-04/12/31	2/6/2004	86,349 69	89,380 44	(3,030 75)
2,700 00	INDITEX	EUR0 15	86/12/31-04/12/31	2/6/2004	54,421 15	56,122 61	(1,701 46)
3,500 00	INDITEX	EUR0 15	86/12/31-04/12/31	2/9/2004	70,704 63	72,751 53	(2,048 90)
300 00	INDITEX	EUR0 15	86/12/31-04/12/31	4/20/2004	6,811 22	6,235 84	575 38
400 00	INDITEX	EUR0 15	86/12/31-04/12/31	4/21/2004	8,780 88	8,314 46	466 42
600 00	INDITEX	EUR0 15	86/12/31-04/12/31	4/22/2004	13,062 50	12,471 69	590 81
1,100 00	INDITEX	EUR0 15	86/12/31-04/12/31	4/23/2004	23,980 58	22,864 77	1,115 81
500 00	INDITEX	EUR0 15	86/12/31-04/12/31	4/27/2004	10,952 99	10,393 07	559 92
500 00	INDITEX	EUR0 15	86/12/31-04/12/31	5/3/2004	10,903 89	10,393 07	510 82
2,600 00	INDITEX	EUR0 15	86/12/31-04/12/31	5/4/2004	57,641 48	54,043 99	3,597 49
900 00	INDITEX	EUR0 15	86/12/31-04/12/31	5/5/2004	20,028 31	18,707 54	1,320 77
1,900 00	INDITEX	EUR0 15	86/12/31-04/12/31	5/6/2004	41,853 41	39,493 68	2,359 73
1,100 00	INDITEX	EUR0 15	86/12/31-04/12/31	5/7/2004	23,444 34	22,864 77	579 57
1,600 00	INDITEX	EUR0 15	86/12/31-04/12/31	5/11/2004	33,013 58	33,257 84	(244 26)
1,000 00	INDITEX	EUR0 15	86/12/31-04/12/31	4/29/2004	21,698 58	20,786 15	912 43
1,500 00	INDITEX	EUR0 15	86/12/31-04/12/31	4/30/2004	32,794 04	31,179 23	1,614 81
1,400 00	CLARIANT	CHF5(REGD)	86/12/31-04/12/31	10/21/2004	18,018 94	30,547 10	(12,528 16)
500 00	CLARIANT	CHF5(REGD)	86/12/31-04/12/31	10/22/2004	6,550 40	10,909 68	(4,359 28)
800 00	CLARIANT	CHF5(REGD)	86/12/31-04/12/31	10/25/2004	10,408 39	17,455 48	(7,047 09)
400 00	CLARIANT	CHF5(REGD)	86/12/31-04/12/31	10/26/2004	5,230 89	8,727 74	(3,496 85)
500 00	CLARIANT	CHF5(REGD)	86/12/31-04/12/31	11/1/2004	6,707 72	10,909 68	(4,201 96)
700 00	CLARIANT	CHF5(REGD)	86/12/31-04/12/31	11/2/2004	9 349 17	15,273 55	(5,924 38)
300 00	CLARIANT	CHF5(REGD)	86/12/31-04/12/31	12/27/2004	4 837 88	6,545 81	(1,707 93)
1,300 00	CLARIANT	CHF5(REGD)	86/12/31-04/12/31	10/27/2004	17,294 61	28,365 16	(11 070 55)
600 00	CLARIANT	CHF5(REGD)	86/12/31-04/12/31	10/28/2004	8 019 46	13,091 61	(5,072 15)
600 00	CLARIANT	CHF5(REGD)	86/12/31-04/12/31	10/29/2004	8,098 92	13,091 61	(4,992 69)
400 00	CLARIANT	CHF5(REGD)	86/12/31-04/12/31	12/29/2004	6,417 02	8,727 74	(2,310 72)

THE ROCKEFELLER FOUNDATION
EMPLOYEE ID NO 13-1659629
GAIN AND LOSSES FOR TAX ON INVESTMENT INCOME
FORM 990 PF 2004, PART IV

Shares/Par Value	Security Name	Security Description	Date Bought	Date Sold	Proceeds	Cost	Realized
400 00	CLARIANT	CHF5(REGD)	86/12/31-04/12/31	12/30/2004	6,489 48	8,727 74	(2,238 26)
2,700 00	SUEZ	EUR 2	86/12/31-04/12/31	12/21/2004	68,570 77	63,674 08	4,896 69
1,100 00	SUEZ	EUR 2	86/12/31-04/12/31	12/22/2004	28,445 84	25,863 81	2,582 03
400 00	SUEZ	EUR 2	86/12/31-04/12/31	12/23/2004	10,501 50	9,388 68	1,112 82
600 00	SUEZ	EUR 2	86/12/31-04/12/31	12/24/2004	15,656 67	14,058 52	1,598 15
1,100 00	SUEZ	EUR 2	86/12/31-04/12/31	12/27/2004	29,014 00	25,773 96	3,240 04
500 00	SUEZ	EUR 2	86/12/31-04/12/31	12/28/2004	13,161 44	11,715 44	1,446 00
400 00	SUEZ	EUR 2	86/12/31-04/12/31	12/29/2004	10,528 19	9,356 71	1,171 48
500 00	SUEZ	EUR 2	86/12/31-04/12/31	12/30/2004	13,206 81	11,637 23	1,569 58
900 00	SUEZ	EUR 2	86/12/31-04/12/31	12/31/2004	23,827 54	20,893 14	2,934 40
950 00	NESTLE SA	CHF1 (REGD)	86/12/31-04/12/31	9/21/2004	220,585 65	222,443 75	(1,858 10)
375 00	NESTLE SA	CHF1 (REGD)	86/12/31-04/12/31	10/1/2004	85,520 66	87,806 74	(2,286 08)
600 00	UBS AG	CHF 80 (REGD)	86/12/31-04/12/31	6/15/2004	43,598 30	47,269 11	(3,670 81)
675 00	UBS AG	CHF 80 (REGD)	86/12/31-04/12/31	12/1/2004	54,798 87	52,147 32	2,651 55
300 00	JC DECAUX SA	NPV	86/12/31-04/12/31	10/19/2004	6,837 84	5,628 05	1,209 79
300 00	JC DECAUX SA	NPV	86/12/31-04/12/31	10/21/2004	6,915 50	5,593 71	1,321 79
100 00	JC DECAUX SA	NPV	86/12/31-04/12/31	10/22/2004	2,306 97	1,841 68	465 29
300 00	JC DECAUX SA	NPV	86/12/31-04/12/31	10/25/2004	6,949 53	5,525 04	1,424 49
6,300 00	JC DECAUX SA	NPV	86/12/31-04/12/31	11/24/2004	168,787 71	73,252 37	95,535 34
300 00	JC DECAUX SA	NPV	86/12/31-04/12/31	12/24/2004	8,504 59	3,201 34	5,303 25
7,900 00	ENEL	EUR1	86/12/31-04/12/31	12/17/2004	73,717 18	67,015 18	6,702 00
2,300 00	ENEL	EUR1	86/12/31-04/12/31	12/17/2004	21,475 97	19,510 75	1,965 22
7,000 00	ENEL	EUR1	86/12/31-04/12/31	12/20/2004	67,577 57	59,380 54	8,197 03
10,100 00	ENEL	EUR1	86/12/31-04/12/31	12/21/2004	97,212 95	85,677 64	11,535 31
10,100 00	ENEL	EUR1	86/12/31-04/12/31	12/23/2004	98,523 18	85,677 64	12,845 54
9,100 00	ENEL	EUR1	86/12/31-04/12/31	12/27/2004	89,033 11	77,194 70	11,838 41
900 00	ENEL	EUR1	86/12/31-04/12/31	12/28/2004	8,804 60	7,634 64	1,169 96
3,400 00	ENEL	EUR1	86/12/31-04/12/31	12/30/2004	33,490 83	28,841 98	4,648 85
1,800 00	CREDIT SUISSE GRP	CHF3 (REGD)	86/12/31-04/12/31	7/7/2004	63,804 34	71,643 44	(7,839 10)
-	CREDIT SUISSE GRP	CHF3 (REGD)	86/12/31-04/12/31	7/12/2004	19,604 64	16,872 60	2,732 04
3,700 00	CREDIT SUISSE GRP	CHF3 (REGD)	86/12/31-04/12/31	7/8/2004	129,894 15	145,017 59	(15,123 44)
1,100 00	SWISS REINSURANCE	CHF0 1	86/12/31-04/12/31	9/21/2004	64,657 79	74,400 44	(9,742 65)
1,900 00	SWISS REINSURANCE	CHF0 1	86/12/31-04/12/31	9/22/2004	112,134 92	125,916 47	(13,781 55)
700 00	SWISS REINSURANCE	CHF0 1	86/12/31-04/12/31	9/23/2004	40,607 32	43,897 98	(3,290 66)
3,000 00	SWISS REINSURANCE	CHF0 1	86/12/31-04/12/31	9/24/2004	168,680 06	164,402 49	4,277 57
1,000 00	SWISS REINSURANCE	CHF0 1	86/12/31-04/12/31	9/27/2004	55,736 47	43,450 17	12,286 30
30 00	JULIUS BAER HLDG	CHF0 5	86/12/31-04/12/31	12/22/2004	8,998 07	9,796 16	(798 09)
20 00	JULIUS BAER HLDG	CHF0 5	86/12/31-04/12/31	12/21/2004	5,975 23	6,530 77	(555 54)
20 00	JULIUS BAER HLDG	CHF0 5	86/12/31-04/12/31	12/23/2004	6,055 85	6,530 77	(474 92)
4,491 00	CREDIT AGRICOLE SA	EUR3	86/12/31-04/12/31	10/21/2004	129,970 10	119,759 35	10,210 75
2,277 00	CREDIT AGRICOLE SA	EUR3	86/12/31-04/12/31	10/22/2004	66,255 56	59,278 27	6,977 29
2,063 00	CREDIT AGRICOLE SA	EUR3	86/12/31-04/12/31	10/25/2004	58,438 14	53,194 21	5,243 93
2,277 00	CREDIT AGRICOLE SA	EUR3	86/12/31-04/12/31	10/26/2004	65,444 04	54,902 14	10,541 90
1,822 00	CREDIT AGRICOLE SA	EUR3	86/12/31-04/12/31	10/27/2004	52,525 35	42,711 34	9,814 01
2,049 00	CREDIT AGRICOLE SA	EUR3	86/12/31-04/12/31	10/28/2004	59,878 59	47,877 97	11,998 62
1,754 00	CREDIT AGRICOLE SA	EUR3	86/12/31-04/12/31	10/29/2004	50,987 98	40,829 46	10,158 52
1 00	TELECOM ITALIA	DI RISP EUR 55	86/12/31-04/12/31	4/1/2004	2 34	-	2 34
200 00	HYPO REAL ESTATE	NPV	86/12/31-04/12/31	3/29/2004	5,717 71	5,620 71	97 00
900 00	HYPO REAL ESTATE	NPV	86/12/31-04/12/31	4/1/2004	26,266 96	25,028 20	1,238 76
216 00	HYPO REAL ESTATE	NPV	86/12/31-04/12/31	4/2/2004	6,243 38	5,111 92	1,131 46
400 00	HYPO REAL ESTATE	NPV	86/12/31-04/12/31	4/8/2004	11,504 42	9,455 54	2,048 88
700 00	HYPO REAL ESTATE	NPV	86/12/31-04/12/31	4/13/2004	19,908 34	16,511 72	3,396 62
200 00	HYPO REAL ESTATE	NPV	86/12/31-04/12/31	4/14/2004	5,478 90	4,713 37	765 53
200 00	HYPO REAL ESTATE	NPV	86/12/31-04/12/31	4/19/2004	5,539 59	4,577 86	961 73
500 00	HYPO REAL ESTATE	NPV	86/12/31-04/12/31	4/20/2004	13,644 42	10,108 19	3,536 23
3,007 00	HYPO REAL ESTATE	NPV	86/12/31-04/12/31	4/23/2004	80,184 17	51,329 89	28,854 28
625 00	HYPO REAL ESTATE	NPV	86/12/31-04/12/31	3/30/2004	17,498 94	17,564 71	(65 77)
227 00	HYPO REAL ESTATE	NPV	86/12/31-04/12/31	3/31/2004	6,407 44	6,379 50	27 94
93,500 00	CNOOC LTD	ORD HKD0 02 PARALLEL26APR04	86/12/31-04/12/31	3/25/2004	38,831 23	40,534 92	(1,703 69)
7,600 00	CNOOC LTD	ORD HKD0 02 PARALLEL26APR04	86/12/31-04/12/31	3/26/2004	3,156 26	3,265 73	(109 47)
46,400 00	CNOOC LTD	HKD0 02	86/12/31-04/12/31	8/3/2004	22,271 59	19,414 26	2,857 33
139,200 00	CNOOC LTD	HKD0 02	86/12/31-04/12/31	8/4/2004	66,681 67	55,936 60	10,745 07
253,400 00	CNOOC LTD	HKD0 02	86/12/31-04/12/31	8/5/2004	121,388 93	94,800 27	26,588 66
112,700 00	CNOOC LTD	HKD0 02	86/12/31-04/12/31	8/5/2004	53,987 89	42,470 23	11,517 66
106,500 00	CNOOC LTD	HKD0 02	86/12/31-04/12/31	8/6/2004	51,042 20	39,716 88	11,325 32
27,500 00	CNOOC LTD	HKD0 02	86/12/31-04/12/31	8/20/2004	13,261 77	10,196 62	3,065 15
32,700 00	CNOOC LTD	HKD0 02	86/12/31-04/12/31	8/23/2004	15,783 94	12,124 72	3,659 22
10,600 00	CNOOC LTD	HKD0 02	86/12/31-04/12/31	8/25/2004	5,111 40	3,930 33	1,181 07
62,700 00	CNOOC LTD	HKD0 02	86/12/31-04/12/31	9/6/2004	30,355 48	23,225 28	7,130 20
45,800 00	CNOOC LTD	HKD0 02	86/12/31-04/12/31	9/7/2004	22,233 35	16,959 24	5,274 11
8,450 00	CNOOC LTD	HKD0 02	86/12/31-04/12/31	9/7/2004	4,102 03	3,128 94	973 09
38,200 00	CNOOC LTD	HKD0 02	86/12/31-04/12/31	9/14/2004	17,977 37	14,099 21	3,878 16
73,600 00	CNOOC LTD	HKD0 02	86/12/31-04/12/31	9/15/2004	33,390 32	26,916 07	6,474 25
70,450 00	CNOOC LTD	HKD0 02	86/12/31-04/12/31	9/16/2004	32,137 86	25,607 24	6,530 62
50,350 00	CNOOC LTD	HKD0 02	86/12/31-04/12/31	9/17/2004	23,327 95	18,254 79	5,073 16
111,050 00	CNOOC LTD	HKD0 02	86/12/31-04/12/31	9/20/2004	51,960 50	40,157 47	11,803 03
186,800 00	CNOOC LTD	HKD0 02	86/12/31-04/12/31	9/21/2004	90,680 33	65,348 67	25,331 66
5 00	INPEX CORP	NPV	86/12/31-04/12/31	11/17/2004	27,604 32	22,022 26	5,582 06
1,700 00	CHECK POINT SOFTWARE	COMMON STOCK	86/12/31-04/12/31	5/20/2004	39,107 07	40,543 81	(1,436 74)
1,000 00	CHECK POINT SOFTWARE	COMMON STOCK	86/12/31-04/12/31	5/21/2004	23,002 66	23,849 30	(846 64)
1,900 00	CHECK POINT SOFTWARE	COMMON STOCK	86/12/31-04/12/31	5/24/2004	44,245 21	43,690 84	554 37
3,300 00	CHECK POINT SOFTWARE	COMMON STOCK	86/12/31-04/12/31	5/25/2004	77,105 66	77,771 76	(666 10)
1 00	CLARIANT	RTS EXP 21APR04 PERPETUAL	86/12/31-04/12/31	4/21/2004	1 75	-	1 75
18,000 00	GENERAL MTRS CORP	COM	86/12/31-04/12/31	1/13/2004	966,797 73	619,902 60	346,895 13
10,000 00	HILTON HOTELS CORP	COM	86/12/31-04/12/31	1/21/2004	170,200 00	120,744 00	49,456 00

THE ROCKEFELLER FOUNDATION
EMPLOYEE ID NO 13-1659629
GAIN AND LOSSES FOR TAX ON INVESTMENT INCOME
FORM 990 PF 2004, PART IV

Shares/Par Value	Security Name	Security Description	Date Bought	Date Sold	Proceeds	Cost	Realized
91,000 00	HILTON HOTELS CORP	COM	86/12/31-04/12/31	12/3/2004	1,887,295 70	1,098,770 40	788,525 30
118,000 00	HILTON HOTELS CORP	COM	86/12/31-04/12/31	12/15/2004	2,571,206 86	1,424,779 20	1,146,427 66
35,000 00	HILTON HOTELS CORP	COM	86/12/31-04/12/31	1/20/2004	581,672 67	422,604 00	159,068 67
0 82	HUGHES ELECTRONICS CORP	COM	86/12/31-04/12/31	1/13/2004	13 38	8 32	5 06
20,000 00	JACUZZI BRANDS INC	COM	86/12/31-04/12/31	3/5/2004	180,078 92	68,600 00	111,478 92
30,000 00	JACUZZI BRANDS INC	COM	86/12/31-04/12/31	4/1/2004	283,304 32	102,900 00	180,404 32
80,000 00	JACUZZI BRANDS INC	COM	86/12/31-04/12/31	4/7/2004	731,182 77	269,340 00	461,842 77
37,000 00	JACUZZI BRANDS INC	COM	86/12/31-04/12/31	4/2/2004	352,235 40	126,910 00	225,325 40
65,000 00	JACUZZI BRANDS INC	COM	86/12/31-04/12/31	3/30/2004	593,088 71	222,950 00	370,138 71
14,000 00	MARRIOTT INTL INC NEW	CL A	86/12/31-04/12/31	6/29/2004	699,423 61	423,617 60	275,806 01
33,000 00	MARRIOTT INTL INC NEW	CL A	86/12/31-04/12/31	6/28/2004	1,649,961 38	998,527 20	651,434 18
6,500 00	NCR CORP NEW	COM	86/12/31-04/12/31	1/16/2004	266,357 53	151,541 00	114 816 53
16,400 00	NCR CORP NEW	COM	86/12/31-04/12/31	7/15/2004	842 418 75	382 349 60	460 069 15
34,200 00	NCR CORP NEW	COM	86/12/31-04/12/31	11/17/2004	1,958,417 12	797 338 80	1,161,078 32
44,000 00	NCR CORP NEW	COM	86/12/31-04/12/31	11/23/2004	2,528,242 37	1,022,023 20	1,506,219 17
11,800 00	NCR CORP NEW	COM	86/12/31-04/12/31	11/16/2004	669,457 32	275,105 20	394,352 12
11,600 00	NCR CORP NEW	COM	86/12/31-04/12/31	7/14/2004	596,650 58	270,442 40	326,208 18
26,400 00	NCR CORP NEW	COM	86/12/31-04/12/31	1/16/2004	1,080,224 16	615,489 60	464,734 56
6,100 00	NCR CORP NEW	COM	86/12/31-04/12/31	1/16/2004	250,027 29	142,215 40	107,811 89
30,000 00	NEIMAN MARCUS GROUP	CL A	86/12/31-04/12/31	2/11/2004	1,731,746 86	871,950 33	859,796 53
2,000 00	ALLIANCE DATA SYSTEMS CORP	COM	86/12/31-04/12/31	11/16/2004	85,897 98	84,083 93	1,814 05
6,150 00	ALLIANCE DATA SYSTEMS CORP	COM	86/12/31-04/12/31	11/17/2004	265,938 84	258,558 07	7,380 77
10,588 00	AT RD INC	COM	86/12/31-04/12/31	5/25/2004	92,099 67	87,139 24	4,960 43
10,000 00	AT RD INC	COM	86/12/31-04/12/31	5/26/2004	87,227 95	82,300 00	4,927 95
10,000 00	AT RD INC	COM	86/12/31-04/12/31	5/27/2004	91,154 86	82,300 00	8,854 86
10,000 00	AT RD INC	COM	86/12/31-04/12/31	6/2/2004	89,597 89	82,300 00	7,297 89
10,000 00	AT RD INC	COM	86/12/31-04/12/31	6/4/2004	90,797 87	82,300 00	8,497 87
10,000 00	AT RD INC	COM	86/12/31-04/12/31	6/7/2004	92,589 82	82,300 00	10,289 82
10,000 00	AT RD INC	COM	86/12/31-04/12/31	6/8/2004	92,530 83	82,300 00	10,230 83
15,000 00	AT RD INC	COM	86/12/31-04/12/31	12/28/2004	97,347 71	97,500 00	(152 29)
15,000 00	AT RD INC	COM	86/12/31-04/12/31	12/29/2004	100,545 63	100,050 00	495 63
15,000 00	AT RD INC	COM	86/12/31-04/12/31	12/30/2004	100,647 63	100,050 00	597 63
11,930 00	AT RD INC	COM	86/12/31-04/12/31	12/31/2004	81,210 37	79,573 10	1,637 27
4,658 00	BROCADE COMMUNICATIONS SYS INC	COM	86/12/31-04/12/31	5/25/2004	26,611 46	33,538 00	(6,926 54)
2,200 00	DIGITAL IMPACT INC DEL	COM	86/12/31-04/12/31	1/14/2004	7,083 67	6,578 00	505 67
11,204 00	DIGITAL IMPACT INC DEL	COM	86/12/31-04/12/31	3/1/2004	25,768 17	33,499 97	(7,731 80)
20,000 00	DIGITAL IMPACT INC DEL	COM	86/12/31-04/12/31	3/2/2004	44,398 24	59,800 02	(15,401 78)
10,000 00	DIGITAL IMPACT INC DEL	COM	86/12/31-04/12/31	3/4/2004	21,299 15	29,900 01	(8,600 86)
10,000 00	DIGITAL IMPACT INC DEL	COM	86/12/31-04/12/31	3/5/2004	21,499 14	29,900 00	(8,400 86)
3,869 00	JUNIPER NETWORKS INC	COM	86/12/31-04/12/31	9/8/2004	90,903 51	88,136 00	2 767 51
4,838 00	LABONE INC NEW	COM	86/12/31-04/12/31	1/5/2004	156,102 36	146,059 34	10,043 02
7,592 00	LABONE INC NEW	COM	86/12/31-04/12/31	1/6/2004	242,553 03	229,202 66	13,350 37
31,300 00	LUCENT TECHNOLOGIES INC	COM	86/12/31-04/12/31	10/19/2004	110,417.54	108,924 00	1,493 54
14,100 00	LUCENT TECHNOLOGIES INC	COM	86/12/31-04/12/31	10/21/2004	49,701 33	49,068 00	633 33
11,857 00	LUCENT TECHNOLOGIES INC	COM	86/12/31-04/12/31	10/22/2004	41,794 94	41,262 36	532 58
6,103 00	NETSCREEN TECHNOLOGIES INS	COM	86/12/31-04/12/31	1/5/2004	158,365 42	153,162 00	5,203 42
2,005 00	NETSCREEN TECHNOLOGIES INS	COM	86/12/31-04/12/31	3/29/2004	74,083 87	71,041 00	3,042 87
12,326 00	OPSWARE INC	COM	86/12/31-04/12/31	12/29/2003	85,661 66	91,754 74	(6,093 08)
(12,326 00)	OPSWARE INC	COM	86/12/31-04/12/31	12/29/2003	(85,661 66)	(79,182 21)	(6,479 45)
10,000 00	OPSWARE INC	COM	86/12/31-04/12/31	12/30/2003	70,596 67	74,440 00	(3,843 33)
(10,000 00)	OPSWARE INC	COM	86/12/31-04/12/31	12/30/2003	(70,596 67)	(64,239 99)	(6,356 68)
12,326 00	OPSWARE INC	COM	86/12/31-04/12/31	1/12/2004	98,312 49	79,182 21	19,130 28
10,000 00	OPSWARE INC	COM	86/12/31-04/12/31	1/15/2004	81,746 15	64,239 99	17,506 16
9,111 00	OPSWARE INC	COM	86/12/31-04/12/31	11/8/2004	52,523 68	56,488 20	(3,964 52)
20,000 00	OPSWARE INC	COM	86/12/31-04/12/31	11/10/2004	117,497 23	124,000 00	(6,502 77)
3,006 00	PEGASUS COMMUNICATIONS CORP	CL A NEW	86/12/31-04/12/31	6/1/2004	46,706 13	75,600 90	(28,894 77)
3,115 00	PHARMION CORP	COM	86/12/31-04/12/31	11/26/2004	143,549 55	168,072 94	(24,523 39)
5,880 00	REDENVELOPE INC	COM	86/12/31-04/12/31	5/25/2004	48,232 51	53,802 00	(5,569 49)
2,368 00	SALESFORCE COM INC	COM	86/12/31-04/12/31	12/23/2004	39,484 76	38,338 00	1,146 76
4,401 00	SIRENZA MICRODEVICES INC	COM	86/12/31-04/12/31	1/6/2004	23,262 15	24,117 48	(855 33)
3,491 00	STERICYCLE INC	COM	86/12/31-04/12/31	6/15/2004	171,259 91	168,824 76	2,435 15
19,925 00	SUN MICROSYSTEMS INC	COM	86/12/31-04/12/31	12/23/2004	108,190 20	105,004 75	3,185 45
6,930 00	VERISIGN INC	COM	86/12/31-04/12/31	4/30/2004	113,649 33	121,968 00	(8,318 67)
1,501 00	VERISIGN INC	COM	86/12/31-04/12/31	5/7/2004	26,581 49	25,322 00	1,259 49
1,100 00	MIND CTI	COM	86/12/31-04/12/31	1/16/2004	6,555 69	6,591 20	(35 51)
5,960 00	MIND CTI	COM	86/12/31-04/12/31	1/20/2004	35,915 06	35,712 32	202 74
2,322 00	VERISITY LTD	SHS	86/12/31-04/12/31	12/6/2004	20,265 94	18,641 02	1 624 92
1,900 00	AFFORDABLE RESIDENTIAL CMNTYS	COM	86/12/31-04/12/31	3/1/2004	35,813 59	36,345 00	(531 41)
3,500 00	AFFORDABLE RESIDENTIAL CMNTYS	COM	86/12/31-04/12/31	3/3/2004	64,785 61	67,025 00	(2,239 39)
3,500 00	AFFORDABLE RESIDENTIAL CMNTYS	COM	86/12/31-04/12/31	3/4/2004	64,690 77	67,025 00	(2,334 23)
1,700 00	AFFORDABLE RESIDENTIAL CMNTYS	COM	86/12/31-04/12/31	3/18/2004	31,954 50	32,385 00	(430 50)
6,300 00	AFFORDABLE RESIDENTIAL CMNTYS	COM	86/12/31-04/12/31	3/24/2004	116,541 66	119,840 00	(3,298 34)
4,000 00	AFFORDABLE RESIDENTIAL CMNTYS	COM	86/12/31-04/12/31	4/13/2004	66,814 43	76,000 00	(9,185 57)
1,200 00	AFFORDABLE RESIDENTIAL CMNTYS	COM	86/12/31-04/12/31	4/14/2004	20,039 52	22,800 00	(2,760 48)
14,100 00	AFFORDABLE RESIDENTIAL CMNTYS	COM	86/12/31-04/12/31	4/15/2004	236,094 72	267,900 00	(31,805 28)
15,900 00	AFFORDABLE RESIDENTIAL CMNTYS	COM	86/12/31-04/12/31	4/16/2004	265,561 92	302,100 00	(36,538 08)
11,000 00	AFFORDABLE RESIDENTIAL CMNTYS	COM	86/12/31-04/12/31	3/31/2004	202,629 67	209,000 00	(6,370 33)
300 00	AMERICAN FINL RLTY TR	COM	86/12/31-04/12/31	2/12/2004	5,428 00	4,670 43	757 57
7,300 00	AMERICAN FINL RLTY TR	COM	86/12/31-04/12/31	2/13/2004	130,781 39	113,647 13	17,134 26
300 00	AMERICAN FINL RLTY TR	COM	86/12/31-04/12/31	3/19/2004	5,279 79	4,448 01	831 78
2,400 00	AMERICAN FINL RLTY TR	COM	86/12/31-04/12/31	2/26/2004	43,026 47	37,363 44	5,663 03
23,900 00	AMERICAN FINL RLTY TR	COM	86/12/31-04/12/31	2/27/2004	434,157 59	361,475 57	72,682 02
2,000 00	BIOMED RLTY TR INC	COM	86/12/31-04/12/31	9/14/2004	34,127 99	33,269 85	858 14
1,700 00	BIOMED RLTY TR INC	COM	86/12/31-04/12/31	9/21/2004	30,172 76	27,278 88	2,893 88
700 00	BIOMED RLTY TR INC	COM	86/12/31-04/12/31	9/22/2004	12,444 79	11,232 48	1,212 31

THE ROCKEFELLER FOUNDATION
EMPLOYEE ID NO 13-1659629
GAIN AND LOSSES FOR TAX ON INVESTMENT INCOME
FORM 990 PF 2004, PART IV

Shares/Par Value	Security Name	Security Description	Date Bought	Date Sold	Proceeds	Cost	Realized
2,600 00	BOARDWALK EQUITIES INC	COM	86/12/31-04/12/31	1/12/2004	35,564 76	29,432 00	6,132 76
3,000 00	BOARDWALK EQUITIES INC	COM	86/12/31-04/12/31	1/13/2004	40,836 18	33,960 00	6,876 18
9,100 00	BOARDWALK EQUITIES INC	COM	86/12/31-04/12/31	3/18/2004	118,531 95	103,012 00	15,519 95
15,700 00	BOARDWALK EQUITIES INC	COM	86/12/31-04/12/31	3/19/2004	202,836 05	177,724 00	25,112 05
300 00	BOARDWALK EQUITIES INC	COM	86/12/31-04/12/31	3/22/2004	3,890 84	3,396 00	494 84
400 00	BOARDWALK EQUITIES INC	COM	86/12/31-04/12/31	3/23/2004	5,179 79	4,528 00	651 79
14,900 00	BOARDWALK EQUITIES INC	COM	86/12/31-04/12/31	3/25/2004	192,947 44	168,450 44	24,497 00
12,500 00	BOARDWALK EQUITIES INC	COM	86/12/31-04/12/31	3/26/2004	163,243 60	141,176 25	22,067 35
23,500 00	BOARDWALK EQUITIES INC	COM	86/12/31-04/12/31	3/29/2004	307,525 41	264,834 59	42,690 82
5,000 00	BOARDWALK EQUITIES INC	COM	86/12/31-04/12/31	3/30/2004	66,572 39	55,150 00	11,422 39
1,900 00	CATELLUS DEV CORP NEW	COM	86/12/31-04/12/31	6/16/2004	46,444 22	46,097 50	346 72
100 00	CATELLUS DEV CORP NEW	COM	86/12/31-04/12/31	6/18/2004	2,439 94	2,397 07	42 87
6,900 00	CATELLUS DEV CORP NEW	COM	86/12/31-04/12/31	6/21/2004	167,926 19	161,878 65	6,047 54
200 00	CEDAR SHOPPING CTRS INC	COM NEW	86/12/31-04/12/31	3/10/2004	2,801 29	2,430 00	371 29
6,200 00	CEDAR SHOPPING CTRS INC	COM NEW	86/12/31-04/12/31	3/11/2004	86,361 37	73,690 00	12,671 37
25,400 00	CEDAR SHOPPING CTRS INC	COM NEW	86/12/31-04/12/31	4/16/2004	329,681 71	292,795 00	36,886 71
400 00	CEDAR SHOPPING CTRS INC	COM NEW	86/12/31-04/12/31	4/22/2004	5,079 88	4,600 00	479 88
1,700 00	CEDAR SHOPPING CTRS INC	COM NEW	86/12/31-04/12/31	5/24/2004	18,804 10	19,550 00	(745 90)
8,500 00	CEDAR SHOPPING CTRS INC	COM NEW	86/12/31-04/12/31	6/4/2004	96,806 77	97,750 00	(943 23)
5,000 00	CEDAR SHOPPING CTRS INC	COM NEW	86/12/31-04/12/31	6/16/2004	56,692 66	57,500 00	(807 34)
5,300 00	CEDAR SHOPPING CTRS INC	COM NEW	86/12/31-04/12/31	6/17/2004	59,888 59	60,950 00	(1,061 41)
2,800 00	CEDAR SHOPPING CTRS INC	COM NEW	86/12/31-04/12/31	6/18/2004	31,730 53	32,200 00	(469 47)
8,900 00	CEDAR SHOPPING CTRS INC	COM NEW	86/12/31-04/12/31	6/21/2004	101,801 14	102,350 00	(548 86)
10,600 00	CEDAR SHOPPING CTRS INC	COM NEW	86/12/31-04/12/31	6/22/2004	122,342 32	121,900 00	442 32
12,900 00	CRT PPTYS INC	COM	86/12/31-04/12/31	7/9/2004	306,628 33	266,740 64	40,087 69
5,000 00	CRT PPTYS INC	COM	86/12/31-04/12/31	10/4/2004	111,009 89	102,250 00	8,759 89
2,800 00	CRT PPTYS INC	COM	86/12/31-04/12/31	10/5/2004	62,409 97	57,260 00	5,149 97
3,900 00	CRT PPTYS INC	COM	86/12/31-04/12/31	10/21/2004	85,663 05	79,755 00	5,908 05
400 00	CRT PPTYS INC	COM	86/12/31-04/12/31	10/22/2004	8,816 19	8,180 00	636 19
300 00	CRT PPTYS INC	COM	86/12/31-04/12/31	10/25/2004	6,496 94	6,135 00	361 94
25,300 00	CRT PPTYS INC	COM	86/12/31-04/12/31	10/26/2004	550,272 21	517,385 00	32,887 21
8,700 00	FIRST POTOMAC RLTY TR	COM	86/12/31-04/12/31	3/4/2004	182,692 85	155,469 00	27,223 85
3,900 00	FIRST POTOMAC RLTY TR	COM	86/12/31-04/12/31	3/10/2004	80,742 44	69,693 00	11,049 44
5,700 00	FIRST POTOMAC RLTY TR	COM	86/12/31-04/12/31	3/12/2004	115,121 24	94,507 29	20,613 95
2,400 00	FIRST POTOMAC RLTY TR	COM	86/12/31-04/12/31	3/12/2004	48,852 01	42,888 00	5,964 01
20,500 00	FIRST POTOMAC RLTY TR	COM	86/12/31-04/12/31	3/24/2004	408,971 30	319,868 68	89,102 62
6,400 00	FIRST POTOMAC RLTY TR	COM	86/12/31-04/12/31	3/25/2004	127,675 64	96,000 00	31,675 64
12,500 00	FIRST POTOMAC RLTY TR	COM	86/12/31-04/12/31	3/26/2004	248,740 27	187,500 00	61,240 27
1,600 00	FIRST POTOMAC RLTY TR	COM	86/12/31-04/12/31	2/26/2004	32,430 73	28,616 00	3,814 73
1,800 00	GOVERNMENT PPTYS TR INC	COM	86/12/31-04/12/31	2/2/2004	24,118 86	18,000 00	6,118 86
3,000 00	GOVERNMENT PPTYS TR INC	COM	86/12/31-04/12/31	1/28/2004	39,923 32	30,000 00	9,923 32
8,100 00	GOVERNMENT PPTYS TR INC	COM	86/12/31-04/12/31	1/30/2004	107,319 95	81,000 00	26,319 95
500 00	HIGHLAND HOSPITALITY CORP	COM	86/12/31-04/12/31	3/3/2004	6,161 25	6,004 40	156 85
100 00	HIGHLAND HOSPITALITY CORP	COM	86/12/31-04/12/31	3/10/2004	1,224 95	1,200 88	24 07
3,000 00	HIGHLAND HOSPITALITY CORP	COM	86/12/31-04/12/31	3/22/2004	35,177 52	36,026 40	(848 88)
1,900 00	HIGHLAND HOSPITALITY CORP	COM	86/12/31-04/12/31	3/22/2004	22,229 12	22,816 72	(587 60)
3,900 00	HIGHLAND HOSPITALITY CORP	COM	86/12/31-04/12/31	3/23/2004	45,714 79	42,309 60	3,405 19
5,100 00	HIGHLAND HOSPITALITY CORP	COM	86/12/31-04/12/31	3/24/2004	59,620 23	54,203 48	5,416 75
3,900 00	HIGHLAND HOSPITALITY CORP	COM	86/12/31-04/12/31	3/24/2004	45,628 21	41,644 20	3,984 01
2,000 00	HIGHLAND HOSPITALITY CORP	COM	86/12/31-04/12/31	4/1/2004	23,355 45	21,193 92	2,161 53
3,100 00	HIGHLAND HOSPITALITY CORP	COM	86/12/31-04/12/31	4/13/2004	33,402 64	32,716 78	685 86
3,200 00	HIGHLAND HOSPITALITY CORP	COM	86/12/31-04/12/31	4/14/2004	34,095 51	33,772 16	323 35
6,900 00	HIGHLAND HOSPITALITY CORP	COM	86/12/31-04/12/31	4/15/2004	73,515 01	72,821 22	693 79
6,400 00	HIGHLAND HOSPITALITY CORP	COM	86/12/31-04/12/31	4/16/2004	68,705 58	66,990 52	1,715 06
500 00	HIGHLAND HOSPITALITY CORP	COM	86/12/31-04/12/31	4/20/2004	5,333 22	5,000 00	333 22
300 00	HIGHLAND HOSPITALITY CORP	COM	86/12/31-04/12/31	4/21/2004	3,194 92	3,000 00	194 92
2,100 00	HIGHLAND HOSPITALITY CORP	COM	86/12/31-04/12/31	4/22/2004	22,364 47	21,000 00	1,364 47
7,200 00	HIGHLAND HOSPITALITY CORP	COM	86/12/31-04/12/31	4/23/2004	76,004 29	72,000 00	4,004 29
6,700 00	HIGHLAND HOSPITALITY CORP	COM	86/12/31-04/12/31	5/5/2004	72,332 83	67,000 00	5,332 83
19,000 00	HIGHLAND HOSPITALITY CORP	COM	86/12/31-04/12/31	5/11/2004	189,045 55	190,000 00	(954 45)
11,400 00	HILTON HOTELS CORP	COM	86/12/31-04/12/31	3/26/2004	182,957 14	187,309 98	(4,352 84)
5,000 00	HILTON HOTELS CORP	COM	86/12/31-04/12/31	9/14/2004	91,725 84	93,718 00	(1,992 16)
11,100 00	HILTON HOTELS CORP	COM	86/12/31-04/12/31	9/21/2004	204,881 21	204,476 90	404 31
1,300 00	INLAND REAL ESTATE CORP	OC COM	86/12/31-04/12/31	8/5/2004	17,692 58	17,745 00	(52 42)
2,000 00	STARWOOD HOTELS + RESORTS	PAIRD 1 CL B SH BEN + 1 COM	86/12/31-04/12/31	12/21/2004	117,209 85	95,584 20	21,625 65
900 00	STRATEGIC HOTEL CAP INC	COM	86/12/31-04/12/31	9/1/2004	12,914 78	13,024 26	(109 48)
700 00	STRATEGIC HOTEL CAP INC	COM	86/12/31-04/12/31	9/7/2004	9,764 77	10,129 98	(365 21)
4,400 00	STRATEGIC HOTEL CAP INC	COM	86/12/31-04/12/31	9/10/2004	60,491 97	63,674 16	(3,182 19)
5,900 00	STRATEGIC HOTEL CAP INC	COM	86/12/31-04/12/31	9/13/2004	80,969 69	85,239 84	(4,270 15)
30,400 00	STRATEGIC HOTEL CAP INC	COM	86/12/31-04/12/31	9/14/2004	412,211 27	425,600 00	(13,388 73)
5,300 00	STRATEGIC HOTEL CAP INC	COM	86/12/31-04/12/31	9/15/2004	72,608 29	74,200 00	(1,591 71)
8,800 00	STRATEGIC HOTEL CAP INC	COM	86/12/31-04/12/31	9/16/2004	120,638 12	123,200 00	(2,561 88)
1,500 00	STRATEGIC HOTEL CAP INC	COM	86/12/31-04/12/31	9/17/2004	20,811 26	21,000 00	(188 74)
3,100 00	STRATEGIC HOTEL CAP INC	COM	86/12/31-04/12/31	9/20/2004	43,047 75	43,400 00	(352 25)
1,000 00	STRATEGIC HOTEL CAP INC	COM	86/12/31-04/12/31	9/22/2004	13,838 97	14,000 00	(161 03)
6,900 00	STRATEGIC HOTEL CAP INC	COM	86/12/31-04/12/31	10/5/2004	92,830 41	96,600 00	(3,769 59)
3,400 00	STRATEGIC HOTEL CAP INC	COM	86/12/31-04/12/31	10/6/2004	45,728 92	47,600 00	(1,871 08)
900 00	STRATEGIC HOTEL CAP INC	COM	86/12/31-04/12/31	10/7/2004	12,121 00	12,600 00	(479 00)
10,700 00	STRATEGIC HOTEL CAP INC	COM	86/12/31-04/12/31	10/8/2004	143,928 73	149,800 00	(5,871 27)
1,700 00	ADOBE SYS INC	COM	86/12/31-04/12/31	9/3/2004	79,250 95	77,894 90	1,356 05
2,400 00	ADOBE SYS INC	COM	86/12/31-04/12/31	9/7/2004	113,585 98	104,455 00	9,130 98
900 00	ADOBE SYS INC	COM	86/12/31-04/12/31	9/8/2004	42,875 53	36,563 07	6,312 46
900 00	ADOBE SYS INC	COM	86/12/31-04/12/31	9/13/2004	44,662 71	32,463 42	12,199 29
600 00	ADOBE SYS INC	COM	86/12/31-04/12/31	9/14/2004	29,726 54	21,068 40	8,658 14
1,000 00	ADOBE SYS INC	COM	86/12/31-04/12/31	10/1/2004	49,818 33	35,051 03	14,767 30

THE ROCKEFELLER FOUNDATION
EMPLOYEE ID NO 13-1659629
GAIN AND LOSSES FOR TAX ON INVESTMENT INCOME
FORM 990 PF 2004, PART IV

Shares/Par Value	Security Name	Security Description	Date Bought	Date Sold	Proceeds	Cost	Realized
1,700 00	ADOBE SYS INC	COM	86/12/31-04/12/31	10/4/2004	86,407 44	56,729 13	29,678 31
500 00	ADOBE SYS INC	COM	86/12/31-04/12/31	10/5/2004	25,549 45	15,822 15	9,727 30
1,400 00	ADOBE SYS INC	COM	86/12/31-04/12/31	1/28/2004	52,061 74	44,302 02	7,759 72
1,600 00	ADOBE SYS INC	COM	86/12/31-04/12/31	1/29/2004	57,605 78	50,630 88	6,974 90
500 00	ADOBE SYS INC	COM	86/12/31-04/12/31	1/29/2004	19,039 40	15,822 15	3,217 25
1,300 00	ADVANCED FIBRE COMMUNICATIONS	COM	86/12/31-04/12/31	7/23/2004	22,560 58	29,695 26	(7,134 68)
3,100 00	ADVANCED FIBRE COMMUNICATIONS	COM	86/12/31-04/12/31	7/26/2004	51,759 79	69,992 13	(18,232 34)
2,100 00	ADVANCED FIBRE COMMUNICATIONS	COM	86/12/31-04/12/31	7/27/2004	34,748 09	46,922 82	(12,174 73)
3,000 00	ADVANCED FIBRE COMMUNICATIONS	COM	86/12/31-04/12/31	8/2/2004	50,271 62	65,529 10	(15,257 48)
4,200 00	ADVANCED FIBRE COMMUNICATIONS	COM	86/12/31-04/12/31	8/3/2004	67,814 55	88,900 42	(21,085 87)
1,700 00	ADVANCED FIBRE COMMUNICATIONS	COM	86/12/31-04/12/31	8/4/2004	27,238 29	31,197 57	(3,959 28)
6,600 00	ADVANCED FIBRE COMMUNICATIONS	COM	86/12/31-04/12/31	5/27/2004	124,520 59	159,897 60	(35 377 01)
3,000 00	ADVANCED FIBRE COMMUNICATIONS	COM	86/12/31-04/12/31	5/28/2004	56,526 77	69 087 50	(12,560 73)
2,100 00	ADVANCED FIBRE COMMUNICATIONS	COM	86/12/31-04/12/31	7/28/2004	34,816 76	46 800 98	(11 984 22)
3,400 00	ADVANCED FIBRE COMMUNICATIONS	COM	86/12/31-04/12/31	7/29/2004	57,249 89	75,179 07	(17 929 18)
1,800 00	ADVANCED FIBRE COMMUNICATIONS	COM	86/12/31-04/12/31	7/30/2004	30,448 08	39,390 48	(8,942 40)
900 00	AETNA INC	COM	86/12/31-04/12/31	10/4/2004	90,566 22	78,628 18	11,938 04
600 00	AETNA INC	COM	86/12/31-04/12/31	10/5/2004	60,266 90	51,891 89	8,375 01
500 00	AETNA INC	COM	86/12/31-04/12/31	10/6/2004	49,950 98	43,125 90	6,825 08
400 00	AETNA INC	COM	86/12/31-04/12/31	10/7/2004	39,789 46	34,475 36	5,314 10
400 00	AETNA INC	COM	86/12/31-04/12/31	10/19/2004	35,782 36	34,475 36	1,307 00
900 00	AETNA INC	COM	86/12/31-04/12/31	10/26/2004	79,563 98	76,692 57	2,871 41
900 00	AETNA INC	COM	86/12/31-04/12/31	12/13/2004	113,780 82	75,839 17	37,941 65
600 00	AETNA INC	COM	86/12/31-04/12/31	12/14/2004	75,266 07	49,930 52	25,335 55
500 00	AETNA INC	COM	86/12/31-04/12/31	12/15/2004	62,716 93	40,837.80	21,879 13
10,800 00	AGERE SYS INC	CL A	86/12/31-04/12/31	1/20/2004	43,824 33	38,671 80	5,152 53
17,700 00	AGERE SYS INC	CL A	86/12/31-04/12/31	1/21/2004	63,904 62	62,074 47	1,830 15
92,000 00	AGERE SYS INC	CL A	86/12/31-04/12/31	7/21/2004	111,197 77	312,140 45	(200,942 68)
17,200 00	AGERE SYS INC	CL A	86/12/31-04/12/31	7/26/2004	18,506 76	53,940 78	(35,434 02)
7,200 00	AGERE SYS INC	CL A	86/12/31-04/12/31	8/2/2004	8,417 31	21,250 08	(12,832 77)
9,400 00	AGERE SYS INC	CL A	86/12/31-04/12/31	8/3/2004	11,237 43	27,388 82	(16,151 39)
7,200 00	AGERE SYS INC	CL A	86/12/31-04/12/31	8/4/2004	8,783 78	20,037 54	(11,253 76)
14,800 00	AGERE SYS INC	CL A	86/12/31-04/12/31	8/5/2004	18,379 67	39,961 56	(21,581 89)
16,700 00	AGERE SYS INC	CL A	86/12/31-04/12/31	8/10/2004	22,544 46	44,435 77	(21,891 31)
69,700 00	AGERE SYS INC	CL A	86/12/31-04/12/31	8/11/2004	85,366 51	173,555 87	(88,189 36)
16,600 00	AGERE SYS INC	CL A	86/12/31-04/12/31	7/29/2004	19,224 00	50,890 11	(31,666 11)
21,100 00	AGERE SYS INC	CL A	86/12/31-04/12/31	7/30/2004	25,745 60	63,477 95	(37,732 35)
10,000 00	AGERE SYS INC	CL B	86/12/31-04/12/31	7/6/2004	18,742 55	31,111 86	(12,369 31)
9,100 00	AGERE SYS INC	CL B	86/12/31-04/12/31	7/7/2004	16,911 95	27,947 36	(11,035 41)
4,600 00	AGERE SYS INC	CL B	86/12/31-04/12/31	7/8/2004	8,482 20	14,037 86	(5,555 66)
6,200 00	AGERE SYS INC	CL B	86/12/31-04/12/31	7/12/2004	10,802 62	17,930 40	(7,127 78)
11,000 00	AGERE SYS INC	CL B	86/12/31-04/12/31	7/13/2004	18,933 85	32,394 90	(13,461 05)
9,100 00	AGERE SYS INC	CL B	86/12/31-04/12/31	7/14/2004	15,374 99	26,002 54	(10,627 55)
4,600 00	AGERE SYS INC	CL B	86/12/31-04/12/31	7/21/2004	5,461 90	12,919 74	(7,457 84)
66,600 00	AGERE SYS INC	CL B	86/12/31-04/12/31	7/26/2004	65,266 42	180,642 60	(115,376 18)
1,300 00	AMAZON COM INC	COM	86/12/31-04/12/31	10/11/2004	51,745 15	66,925 97	(15,180 82)
1,500 00	AMAZON COM INC	COM	86/12/31-04/12/31	10/12/2004	60,020 94	76,414 27	(16,393 33)
1,400 00	AMERICAN EAGLE OUTFITTERS INC	COM	86/12/31-04/12/31	8/2/2004	45,966 38	39,278 26	6,688 12
1,700 00	AMERICAN EAGLE OUTFITTERS INC	COM	86/12/31-04/12/31	8/3/2004	54,377 30	47,088 98	7,288 32
1,400 00	AMERICAN EAGLE OUTFITTERS INC	COM	86/12/31-04/12/31	8/4/2004	43,758 07	37,424 65	6,333 42
1,300 00	AMERICAN EAGLE OUTFITTERS INC	COM	86/12/31-04/12/31	8/11/2004	41,317 32	32,588 53	8,728 79
1,300 00	AMERICAN EAGLE OUTFITTERS INC	COM	86/12/31-04/12/31	8/17/2004	43,852.26	32,521 05	11,331 21
600 00	AMERICAN EAGLE OUTFITTERS INC	COM	86/12/31-04/12/31	9/1/2004	20,562 47	14,870 94	5,691 53
2,500 00	AMERICAN EAGLE OUTFITTERS INC	COM	86/12/31-04/12/31	9/2/2004	90,795 37	61,285 18	29,510 19
1,000 00	AMERICAN EAGLE OUTFITTERS INC	COM	86/12/31-04/12/31	9/3/2004	36,273 85	24,399 17	11,874 68
1,100 00	AMERICAN EAGLE OUTFITTERS INC	COM	86/12/31-04/12/31	9/7/2004	40,179 96	26,627 55	13,552 41
300 00	AMERICAN EAGLE OUTFITTERS INC	COM	86/12/31-04/12/31	9/8/2004	11,072 23	7,162 35	3,909 88
800 00	AMERICAN EAGLE OUTFITTERS INC	COM	86/12/31-04/12/31	9/9/2004	28,656 52	19,099 60	9,556 92
800 00	AMERICAN EAGLE OUTFITTERS INC	COM	86/12/31-04/12/31	9/10/2004	29,360 35	18,910 18	10,450 17
600 00	AMERICAN EAGLE OUTFITTERS INC	COM	86/12/31-04/12/31	9/13/2004	22,391 65	14,096 29	8,295 36
800 00	AMERICAN EAGLE OUTFITTERS INC	COM	86/12/31-04/12/31	9/14/2004	30,082 25	18,354 72	11,727 53
600 00	AMERICAN EAGLE OUTFITTERS INC	COM	86/12/31-04/12/31	9/16/2004	22,599 73	13,522 88	9,076 85
600 00	AMERICAN EAGLE OUTFITTERS INC	COM	86/12/31-04/12/31	9/21/2004	22,185 86	13,364 58	8,821 28
900 00	AMERICAN EAGLE OUTFITTERS INC	COM	86/12/31-04/12/31	11/1/2004	36,897 69	19 896 69	17 001 00
600 00	AMERICAN EAGLE OUTFITTERS INC	COM	86/12/31-04/12/31	11/2/2004	24,678 92	12,771 80	11,907 12
300 00	AMERICAN EAGLE OUTFITTERS INC	COM	86/12/31-04/12/31	11/23/2004	13,077 71	6,341 64	6,736 07
300 00	AMERICAN EAGLE OUTFITTERS INC	COM	86/12/31-04/12/31	7/28/2004	9,614 17	8,710 29	903 88
1,300 00	AMERICAN EAGLE OUTFITTERS INC	COM	86/12/31-04/12/31	7/29/2004	42,069 22	37,349 55	4,719 67
1,300 00	AMERICAN EAGLE OUTFITTERS INC	COM	86/12/31-04/12/31	8/27/2004	44,682 81	32,381 78	12,321 03
1,000 00	AMERICAN EAGLE OUTFITTERS INC	COM	86/12/31-04/12/31	8/30/2004	34,060 20	24,829 36	9,230 84
300 00	AMERISOURCEBERGEN CORP	COM	86/12/31-04/12/31	1/26/2004	16,913 95	19,320 25	(2,406 30)
500 00	AMERISOURCEBERGEN CORP	COM	86/12/31-04/12/31	1/27/2004	28,246 02	31,946 67	(3,700 65)
1,600 00	AMERISOURCEBERGEN CORP	COM	86/12/31-04/12/31	2/2/2004	88,434 57	100,393 36	(11,958 79)
2,900 00	AMERISOURCEBERGEN CORP	COM	86/12/31-04/12/31	2/3/2004	160,711 05	165,514 96	(4,803 91)
2,300 00	AMERISOURCEBERGEN CORP	COM	86/12/31-04/12/31	2/4/2004	128 053 40	125,874 76	2,178 64
2,600 00	AMERISOURCEBERGEN CORP	COM	86/12/31-04/12/31	2/5/2004	142,829 50	141,029 94	1,799 56
400 00	AMERISOURCEBERGEN CORP	COM	86/12/31-04/12/31	1/28/2004	22,426 26	25,509 96	(3,083 70)
900 00	AMERISOURCEBERGEN CORP	COM	86/12/31-04/12/31	1/29/2004	49,908 96	57,272 24	(7,363 28)
500 00	AMERISOURCEBERGEN CORP	COM	86/12/31-04/12/31	1/30/2004	27,577 05	31,773 42	(4,196 37)
2,100 00	AMERITRADE HLDG CORP NEW	COM	86/12/31-04/12/31	1/5/2004	31,143 01	29,439 69	1,703 32
1,900 00	AMERITRADE HLDG CORP NEW	COM	86/12/31-04/12/31	1/12/2004	28,399 48	26,615 56	1,783 92
1,700 00	AMERITRADE HLDG CORP NEW	COM	86/12/31-04/12/31	1/14/2004	25,887 91	23,772 81	2,115 10
25,400.00	AMERITRADE HLDG CORP NEW	COM	86/12/31-04/12/31	6/15/2004	283,195 72	374,305 90	(91,110 18)
1,400 00	AMERITRADE HLDG CORP NEW	COM	86/12/31-04/12/31	9/20/2004	16,834 60	18,203 60	(1,369 00)
1,700 00	AMERITRADE HLDG CORP NEW	COM	86/12/31-04/12/31	9/21/2004	20,605 89	22,040 33	(1,434 44)

THE ROCKEFELLER FOUNDATION
EMPLOYEE ID NO 13-1659629
GAIN AND LOSSES FOR TAX ON INVESTMENT INCOME
FORM 990 PF 2004, PART IV

Shares/Par Value	Security Name	Security Description	Date Bought	Date Sold	Proceeds	Cost	Realized
600 00	AMERITRADE HLDG CORP NEW	COM	86/12/31-04/12/31	9/22/2004	7,132 57	7,773 36	(640 79)
2,700 00	AMERITRADE HLDG CORP NEW	COM	86/12/31-04/12/31	10/4/2004	33,065 31	34,527 58	(1,462 27)
3,600 00	AMERITRADE HLDG CORP NEW	COM	86/12/31-04/12/31	10/5/2004	42,608 95	45,923 94	(3,314 99)
1,000 00	AMERITRADE HLDG CORP NEW	COM	86/12/31-04/12/31	10/7/2004	11,797 42	12,686 00	(888 58)
2,200 00	AMERITRADE HLDG CORP NEW	COM	86/12/31-04/12/31	10/8/2004	25,433 16	27,839 90	(2,406 74)
2,500 00	AMERITRADE HLDG CORP NEW	COM	86/12/31-04/12/31	10/11/2004	29,125 31	31,632 07	(2,506 76)
2,500 00	AMERITRADE HLDG CORP NEW	COM	86/12/31-04/12/31	10/12/2004	29,452 30	31,630 75	(2,178 45)
1,900 00	AMERITRADE HLDG CORP NEW	COM	86/12/31-04/12/31	10/14/2004	21,797 99	24,023 68	(2,225 69)
2,700 00	AMERITRADE HLDG CORP NEW	COM	86/12/31-04/12/31	9/28/2004	30,501 18	34,915 66	(4,414 48)
5,300 00	AMERITRADE HLDG CORP NEW	COM	86/12/31-04/12/31	9/29/2004	61,756 80	68,279 11	(6,522 31)
2,200 00	AMERITRADE HLDG CORP NEW	COM	86/12/31-04/12/31	9/30/2004	26,309 62	28,246 35	(1,936 73)
700 00	ANDREW CORP	COM	86/12/31-04/12/31	10/7/2004	9,180 21	14,734 16	(5,553 95)
1,300 00	ANDREW CORP	COM	86/12/31-04/12/31	10/8/2004	16,705 25	27,300 56	(10,595 31)
900 00	ANDREW CORP	COM	86/12/31-04/12/31	10/11/2004	11,688 02	18,660 96	(6,972 94)
4,300 00	ANDRX CORP DEL	ANDRX GROUP COM	86/12/31-04/12/31	2/4/2004	104,012 12	105,712 29	(1,700 17)
2,500 00	ANDRX CORP DEL	ANDRX GROUP COM	86/12/31-04/12/31	2/5/2004	62,544 57	58,844 19	3,700 38
1,300 00	ANDRX CORP DEL	ANDRX GROUP COM	86/12/31-04/12/31	2/6/2004	33,767 60	29,302 01	4,465 59
900 00	ANDRX CORP DEL	ANDRX GROUP COM	86/12/31-04/12/31	3/3/2004	26,887 98	20,167 83	6,720 15
1,300 00	ANDRX CORP DEL	ANDRX GROUP COM	86/12/31-04/12/31	3/4/2004	39,545 23	28,768 72	10,776 51
400 00	ANDRX CORP DEL	ANDRX GROUP COM	86/12/31-04/12/31	3/5/2004	12,170 68	8,826 16	3,344 52
600 00	ANDRX CORP DEL	ANDRX GROUP COM	86/12/31-04/12/31	3/8/2004	18,089 11	13,239 24	4,849 87
300 00	ANDRX CORP DEL	ANDRX GROUP COM	86/12/31-04/12/31	3/9/2004	9,001 56	6,619 62	2,381 94
500 00	ANDRX CORP DEL	ANDRX GROUP COM	86/12/31-04/12/31	3/10/2004	14,916 31	10,911 38	4,004 93
1,600 00	ANDRX CORP DEL	ANDRX GROUP COM	86/12/31-04/12/31	3/11/2004	45,361 58	33,861 29	11,500 29
1,000 00	ANDRX CORP DEL	ANDRX GROUP COM	86/12/31-04/12/31	3/12/2004	28,821 07	20,630 93	8,190 14
400 00	ANDRX CORP DEL	ANDRX GROUP COM	86/12/31-04/12/31	3/15/2004	11,440 39	8,033 50	3,406 89
800 00	ANDRX CORP DEL	ANDRX GROUP COM	86/12/31-04/12/31	3/16/2004	23,208 85	16,002 16	7,206 69
700 00	ANDRX CORP DEL	ANDRX GROUP COM	86/12/31-04/12/31	3/17/2004	20,604 11	13,864 19	6,739 92
400 00	ANDRX CORP DEL	ANDRX GROUP COM	86/12/31-04/12/31	3/19/2004	11,581 62	7,800 33	3,781 29
1,100 00	ANDRX CORP DEL	ANDRX GROUP COM	86/12/31-04/12/31	3/24/2004	30,687 70	21,309 42	9,378 28
2,300 00	ANDRX CORP DEL	ANDRX GROUP COM	86/12/31-04/12/31	3/26/2004	62,213 03	44,042 51	18,170 52
900 00	ANDRX CORP DEL	ANDRX GROUP COM	86/12/31-04/12/31	4/2/2004	25,126 33	17,122 48	8,003 85
900 00	ANDRX CORP DEL	ANDRX GROUP COM	86/12/31-04/12/31	4/5/2004	25,460 58	16,879 62	8,580 96
400 00	ANDRX CORP DEL	ANDRX GROUP COM	86/12/31-04/12/31	4/6/2004	11,181 81	7,349 92	3,831 89
900 00	ANDRX CORP DEL	ANDRX GROUP COM	86/12/31-04/12/31	4/7/2004	25,351 05	16,519 45	8,831 60
1,200 00	ANDRX CORP DEL	ANDRX GROUP COM	86/12/31-04/12/31	4/8/2004	34,243 11	21,906 06	12,337 05
900 00	ANDRX CORP DEL	ANDRX GROUP COM	86/12/31-04/12/31	4/12/2004	25,770 62	16,291 56	9,479 06
200 00	ANDRX CORP DEL	ANDRX GROUP COM	86/12/31-04/12/31	4/13/2004	5,593 36	3,617 56	1,975 80
600 00	ANDRX CORP DEL	ANDRX GROUP COM	86/12/31-04/12/31	4/14/2004	16,377 03	10,725 62	5,651 41
1,600 00	ANDRX CORP DEL	ANDRX GROUP COM	86/12/31-04/12/31	4/15/2004	43,464 10	27,836 90	15,627 20
900 00	ANDRX CORP DEL	ANDRX GROUP COM	86/12/31-04/12/31	4/16/2004	24,425 33	15,646 95	8,778 38
1,600 00	ANDRX CORP DEL	ANDRX GROUP COM	86/12/31-04/12/31	4/19/2004	43,148 90	27,675 04	15,473 86
1,100 00	ANDRX CORP DEL	ANDRX GROUP COM	86/12/31-04/12/31	4/20/2004	29,670 37	18,749 06	10,921 31
1,900 00	ANDRX CORP DEL	ANDRX GROUP COM	86/12/31-04/12/31	4/21/2004	51,514 82	32,341 18	19,173 64
1,400 00	ANDRX CORP DEL	ANDRX GROUP COM	86/12/31-04/12/31	4/22/2004	38,564 47	23,610 30	14,954 17
200 00	ANDRX CORP DEL	ANDRX GROUP COM	86/12/31-04/12/31	4/23/2004	5,413 25	3,358 30	2,054 95
500 00	ANDRX CORP DEL	ANDRX GROUP COM	86/12/31-04/12/31	4/26/2004	13,481 98	8,395 75	5,086 23
700 00	ANDRX CORP DEL	ANDRX GROUP COM	86/12/31-04/12/31	4/27/2004	18,914 95	11,691 15	7,223 80
700 00	ANDRX CORP DEL	ANDRX GROUP COM	86/12/31-04/12/31	3/29/2004	19,208 23	13,403 74	5,804 49
1,700 00	ANDRX CORP DEL	ANDRX GROUP COM	86/12/31-04/12/31	4/28/2004	44,434 40	28,331 69	16,102 71
500 00	ANTHEM INC	COM	86/12/31-04/12/31	4/15/2004	44,231 86	40,561 52	3,670 34
1,900 00	ANTHEM INC	COM	86/12/31-04/12/31	4/26/2004	177,141 78	150,604 22	26,537 56
1,100 00	ANTHEM INC	COM	86/12/31-04/12/31	4/27/2004	102,426 63	87,118 02	15,308 61
1,500 00	ANTHEM INC	COM	86/12/31-04/12/31	5/4/2004	133,673 42	118,797 30	14,876 12
2,700 00	ANTHEM INC	COM	86/12/31-04/12/31	7/27/2004	224,129 85	213,665 55	10,464 30
500 00	ANTHEM INC	COM	86/12/31-04/12/31	8/2/2004	41,120 83	37,948 59	3,172 24
700 00	ANTHEM INC	COM	86/12/31-04/12/31	8/3/2004	57,344 40	51,440 91	5,903 49
500 00	ANTHEM INC	COM	86/12/31-04/12/31	8/9/2004	39,320 92	36,736 05	2,584 87
500 00	ANTHEM INC	COM	86/12/31-04/12/31	8/10/2004	39,971 61	36,471 60	3,500 01
1,700 00	ANTHEM INC	COM	86/12/31-04/12/31	8/11/2004	137,833 11	121,222 80	16,610 31
600 00	ANTHEM INC	COM	86/12/31-04/12/31	8/12/2004	48,742 43	42,129 06	6,613 37
1,200 00	ANTHEM INC	COM	86/12/31-04/12/31	8/13/2004	97,628 03	82,817 41	14,810 62
900 00	ANTHEM INC	COM	86/12/31-04/12/31	8/16/2004	73,185 74	61,309 22	11,876 52
900 00	ANTHEM INC	COM	86/12/31-04/12/31	4/30/2004	79,801 04	71,278 38	8,522 66
4,500 00	APPLE COMPUTER	COM NPV	86/12/31-04/12/31	1/14/2004	108,820 64	104,006 83	4,813 81
4,900 00	APPLE COMPUTER	COM NPV	86/12/31-04/12/31	1/15/2004	111,298 27	111,759 99	(461 72)
1,300 00	APPLE COMPUTER	COM NPV	86/12/31-04/12/31	1/16/2004	29,611 70	29,387 50	224 20
5,900 00	APPLE COMPUTER	COM NPV	86/12/31-04/12/31	3/5/2004	158,703 79	132,320 22	26,383 57
1,900 00	APPLE COMPUTER	COM NPV	86/12/31-04/12/31	3/11/2004	52,776 89	41,218 48	11,558 41
2,600 00	APPLE COMPUTER	COM NPV	86/12/31-04/12/31	3/24/2004	71,246 29	60,038 44	11,207 85
3,600 00	APPLE COMPUTER	COM NPV	86/12/31-04/12/31	3/25/2004	94,468 58	77,081 42	17,387 16
1,300 00	APPLE COMPUTER	COM NPV	86/12/31-04/12/31	3/26/2004	35,273 73	27,812 33	7,461 40
3,600 00	APPLE COMPUTER	COM NPV	86/12/31-04/12/31	5/17/2004	96,329 78	75,899 47	20,430 31
3,100 00	APPLE COMPUTER	COM NPV	86/12/31-04/12/31	5/18/2004	83,699 27	64,556 49	19,142 78
3,100 00	APPLE COMPUTER	COM NPV	86/12/31-04/12/31	8/13/2004	95,030 13	64,166 40	30,863 73
3,200 00	APPLE COMPUTER	COM NPV	86/12/31-04/12/31	8/16/2004	99,771 42	65,577 04	34,194 38
4,400 00	APPLE COMPUTER	COM NPV	86/12/31-04/12/31	8/17/2004	135,508 90	88,511 11	46,997 79
5,400 00	APPLE COMPUTER	COM NPV	86/12/31-04/12/31	8/18/2004	170,121 93	107,253 09	62,868 84
1,300 00	APPLE COMPUTER	COM NPV	86/12/31-04/12/31	3/29/2004	36,166 40	27,746 25	8,420 15
3,700 00	AVAYA INC	COM	86/12/31-04/12/31	1/9/2004	56,552 58	50 768 07	5,784 51
3,200 00	AVAYA INC	COM	86/12/31-04/12/31	1/12/2004	50,372 03	43,200 00	7,172 03
2,300 00	AVAYA INC	COM	86/12/31-04/12/31	1/13/2004	36,549 42	30,977 52	5,571 90
2,700 00	AVAYA INC	COM	86/12/31-04/12/31	1/14/2004	41,760 29	35,591 76	6,168 53
4,500 00	AVAYA INC	COM	86/12/31-04/12/31	8/26/2004	58,372 63	62,436 74	(4,064 11)
11,200 00	AVAYA INC	COM	86/12/31-04/12/31	9/17/2004	160,505 67	138,736 52	21,769 15

THE ROCKEFELLER FOUNDATION
EMPLOYEE ID NO 13-1659629
GAIN AND LOSSES FOR TAX ON INVESTMENT INCOME
FORM 990 PF 2004, PART IV

Shares/Par Value	Security Name	Security Description	Date Bought	Date Sold	Proceeds	Cost	Realized
1,700 00	AVAYA INC	COM	86/12/31-04/12/31	10/4/2004	23,868 62	18,187 96	5,680 66
2,200 00	AVAYA INC	COM	86/12/31-04/12/31	11/18/2004	36,137 67	23,239 16	12,898 51
600 00	AVAYA INC	COM	86/12/31-04/12/31	11/19/2004	9,583 75	6 330 90	3,252 85
8,200 00	AVAYA INC	COM	86/12/31-04/12/31	4/28/2004	124,954 41	129,774 55	(4 820 14)
1,400 00	AVAYA INC	COM	86/12/31-04/12/31	4/29/2004	20,657 77	18,921 78	1,735 99
1,400 00	AVAYA INC	COM	86/12/31-04/12/31	8/27/2004	18,362 10	18 316 83	45 27
1,900 00	AVAYA INC	COM	86/12/31-04/12/31	8/30/2004	23,945 89	24,793 29	(847 40)
1,800 00	AVAYA INC	COM	86/12/31-04/12/31	8/31/2004	22,072 34	23,488 38	(1,416 04)
4,300 00	AVAYA INC	COM	86/12/31-04/12/31	9/28/2004	61,006 97	48,144 52	12,862 45
3,300 00	AVAYA INC	COM	86/12/31-04/12/31	9/29/2004	46,388 00	36,750 72	9,637 28
1,700 00	AVAYA INC	COM	86/12/31-04/12/31	9/30/2004	23,899 73	18,753 00	5,146 73
400 00	AVERY DENNISON CORP	COM	86/12/31-04/12/31	10/20/2004	23,836 32	25,661 28	(1,824 96)
500 00	AVERY DENNISON CORP	COM	86/12/31-04/12/31	10/21/2004	29,664 10	31,658 25	(1,994 15)
200 00	AVERY DENNISON CORP	COM	86/12/31-04/12/31	11/1/2004	12,093 67	12,582 48	(488 81)
600 00	AVERY DENNISON CORP	COM	86/12/31-04/12/31	11/2/2004	36,108 77	37,700 09	(1,591 32)
4,000 00	AVERY DENNISON CORP	COM	86/12/31-04/12/31	11/5/2004	224,130 75	243,495 70	(19,364 95)
900 00	AVERY DENNISON CORP	COM	86/12/31-04/12/31	11/8/2004	49,640 94	53,998 34	(4,357 40)
2,400 00	AVERY DENNISON CORP	COM	86/12/31-04/12/31	11/9/2004	134,259 81	143,289 75	(9,029 94)
200 00	AVERY DENNISON CORP	COM	86/12/31-04/12/31	11/10/2004	11,161 63	11,870 64	(709 01)
100 00	AVERY DENNISON CORP	COM	86/12/31-04/12/31	10/28/2004	6,028 16	6,331 65	(303 49)
600 00	AVERY DENNISON CORP	COM	86/12/31-04/12/31	10/29/2004	36,439 90	37,868 67	(1,428 77)
200 00	AVID TECHNOLOGY INC	COM	86/12/31-04/12/31	5/19/2004	10,339 81	11,145 96	(806 15)
600 00	AVID TECHNOLOGY INC	COM	86/12/31-04/12/31	5/25/2004	31,227 04	33,437 88	(2,210 84)
500 00	AVID TECHNOLOGY INC	COM	86/12/31-04/12/31	6/2/2004	26 568 72	27,083 10	(514 38)
300 00	AVID TECHNOLOGY INC	COM	86/12/31-04/12/31	6/3/2004	15,677 60	16 239 94	(562 34)
400 00	AVID TECHNOLOGY INC	COM	86/12/31-04/12/31	7/2/2004	21 126 02	21,626 80	(500 78)
300 00	AVID TECHNOLOGY INC	COM	86/12/31-04/12/31	7/6/2004	15,404 72	16,220 10	(815 38)
500 00	AVID TECHNOLOGY INC	COM	86/12/31-04/12/31	7/7/2004	24,991 21	27,033 50	(2,042 29)
1,700 00	AVID TECHNOLOGY INC	COM	86/12/31-04/12/31	7/8/2004	87,950 33	90,894 43	(2,944 10)
200 00	AVID TECHNOLOGY INC	COM	86/12/31-04/12/31	7/9/2004	10,411 35	10,524 08	(112 73)
800 00	AVID TECHNOLOGY INC	COM	86/12/31-04/12/31	7/12/2004	41,114 15	41,997 77	(883 62)
200 00	AVID TECHNOLOGY INC	COM	86/12/31-04/12/31	7/13/2004	10,188 84	10,326 98	(138 14)
800 00	AVID TECHNOLOGY INC	COM	86/12/31-04/12/31	7/14/2004	39,208 68	40,971 64	(1,762 96)
800 00	AVID TECHNOLOGY INC	COM	86/12/31-04/12/31	8/2/2004	36,842 17	38,784 00	(1,941 83)
300 00	AVID TECHNOLOGY INC	COM	86/12/31-04/12/31	8/3/2004	13,704 63	14 440 02	(735 39)
400 00	AVID TECHNOLOGY INC	COM	86/12/31-04/12/31	8/4/2004	17,824 10	19,221 48	(1,397 38)
700 00	AVID TECHNOLOGY INC	COM	86/12/31-04/12/31	8/5/2004	31,454 25	32,843 41	(1,389 16)
500 00	AVID TECHNOLOGY INC	COM	86/12/31-04/12/31	8/6/2004	21,951 98	22,425 16	(473 18)
700 00	AVID TECHNOLOGY INC	COM	86/12/31-04/12/31	8/9/2004	30,235 09	29,743 90	491 19
700 00	AVID TECHNOLOGY INC	COM	86/12/31-04/12/31	8/10/2004	30,695 12	29,683 78	1,011 34
700 00	AVID TECHNOLOGY INC	COM	86/12/31-04/12/31	8/11/2004	30,161 52	29,174 68	986 84
400 00	AVID TECHNOLOGY INC	COM	86/12/31-04/12/31	8/12/2004	16,979 12	16,503 84	475 28
300 00	AVID TECHNOLOGY INC	COM	86/12/31-04/12/31	5/26/2004	15,621 38	16,513 72	(892 34)
600 00	AVID TECHNOLOGY INC	COM	86/12/31-04/12/31	5/27/2004	31,439 44	32,599 64	(1,160 20)
1,000 00	AVID TECHNOLOGY INC	COM	86/12/31-04/12/31	7/28/2004	44,483 65	50,530 86	(6,047 21)
1,600 00	AVID TECHNOLOGY INC	COM	86/12/31-04/12/31	7/29/2004	74,126 26	79,843 12	(5,716 86)
500 00	AVID TECHNOLOGY INC	COM	86/12/31-04/12/31	7/30/2004	23,376 40	24,461 95	(1,085 55)
300 00	AVOCENT CORP	COM	86/12/31-04/12/31	6/21/2004	10,505 12	11,491 71	(986 59)
400 00	AVOCENT CORP	COM	86/12/31-04/12/31	6/22/2004	13,962 03	15,251 70	(1,289 67)
600 00	AVOCENT CORP	COM	86/12/31-04/12/31	6/23/2004	21,120 88	22,817 82	(1,696 94)
700 00	AVOCENT CORP	COM	86/12/31-04/12/31	6/24/2004	25,111 70	26,607 49	(1,495 79)
500 00	AVOCENT CORP	COM	86/12/31-04/12/31	6/25/2004	17,882 38	18,971 91	(1,089 53)
500 00	AVOCENT CORP	COM	86/12/31-04/12/31	7/1/2004	17,955 12	18,647 45	(692 33)
600 00	AVOCENT CORP	COM	86/12/31-04/12/31	7/2/2004	21,424 83	22 193 08	(768 25)
600 00	AVOCENT CORP	COM	86/12/31-04/12/31	12/1/2004	23,803 30	22,142 16	1,661 14
700 00	AVOCENT CORP	COM	86/12/31-04/12/31	12/2/2004	27,508 02	25,763 36	1,744 66
200 00	AVOCENT CORP	COM	86/12/31-04/12/31	12/28/2004	7,993 39	7,358 76	634 63
400 00	AVOCENT CORP	COM	86/12/31-04/12/31	5/26/2004	14,022 99	15,694 34	(1,671 35)
500 00	AVOCENT CORP	COM	86/12/31-04/12/31	6/28/2004	18,005 32	18,896 35	(891 03)
600 00	AVOCENT CORP	COM	86/12/31-04/12/31	6/29/2004	21,796 70	22,582 35	(785 65)
600 00	AVOCENT CORP	COM	86/12/31-04/12/31	6/30/2004	21,916 10	22,404 35	(488 25)
400 00	AVOCENT CORP	COM	86/12/31-04/12/31	7/29/2004	12,098 19	14,913 16	(2,814 97)
100 00	AVOCENT CORP	COM	86/12/31-04/12/31	7/30/2004	3,027 15	3,727 22	(700 07)
100 00	AVOCENT CORP	COM	86/12/31-04/12/31	12/29/2004	4,019 86	3 679 38	340 48
4,700 00	BEA SYS INC	COM	86/12/31-04/12/31	3/9/2004	60,012 89	52,187 39	7,825 50
4,100 00	BEA SYS INC	COM	86/12/31-04/12/31	3/10/2004	52,903 09	45,525 17	7,377 92
3,200 00	BEA SYS INC	COM	86/12/31-04/12/31	3/12/2004	41,091 51	35,531 84	5,559 67
1,900 00	BEA SYS INC	COM	86/12/31-04/12/31	3/15/2004	23,809 29	21,097 03	2,712 26
2,400 00	BEA SYS INC	COM	86/12/31-04/12/31	3/16/2004	29,621 80	26,648 88	2,972 92
1,700 00	BEA SYS INC	COM	86/12/31-04/12/31	4/2/2004	21,892 25	18,876 29	3,015 96
7,600 00	BEA SYS INC	COM	86/12/31-04/12/31	4/5/2004	96,899 24	84,388 12	12,511 12
4,500 00	BEA SYS INC	COM	86/12/31-04/12/31	4/6/2004	55,679 89	49,966 65	5,713 24
4,800 00	BEA SYS INC	COM	86/12/31-04/12/31	4/7/2004	59,684 19	53,297 76	6,386 43
3,200 00	BEA SYS INC	COM	86/12/31-04/12/31	4/8/2004	39,976 98	35,531 84	4,445 14
3,900 00	BEA SYS INC	COM	86/12/31-04/12/31	4/12/2004	49,239 85	43,304 43	5,935 42
4,600 00	BEA SYS INC	COM	86/12/31-04/12/31	4/13/2004	58,253 95	51,077 02	7,176 93
2,300 00	BEA SYS INC	COM	86/12/31-04/12/31	4/14/2004	28,881 34	25,538 51	3,342 83
1,800 00	BEA SYS INC	COM	86/12/31-04/12/31	4/15/2004	22,279 69	19,986 66	2,293 03
3,500 00	BEA SYS INC	COM	86/12/31-04/12/31	4/16/2004	42,471 85	38,862 95	3,608 90
10,700 00	BEA SYS INC	COM	86/12/31-04/12/31	7/8/2004	79,484 15	92,579 53	(13,095 38)
1,000 00	BEA SYS INC	COM	86/12/31-04/12/31	7/9/2004	7,227 52	8,511 90	(1,284 38)
7,700 00	BEA SYS INC	COM	86/12/31-04/12/31	7/12/2004	53,952 63	65,541 63	(11,589 00)
5,000 00	BEA SYS INC	COM	86/12/31-04/12/31	7/13/2004	34,477 68	42,559 50	(8,081 82)
3,600 00	BEA SYS INC	COM	86/12/31-04/12/31	7/14/2004	24,114 03	30,642 84	(6,528 81)
300 00	BEAR STEARNS COS INC	COM	86/12/31-04/12/31	6/2/2004	24,056 88	26,403 56	(2,346 68)

THE ROCKEFELLER FOUNDATION
EMPLOYEE ID NO 13-1659629
GAIN AND LOSSES FOR TAX ON INVESTMENT INCOME
FORM 990 PF 2004, PART IV

Shares/Par Value	Security Name	Security Description	Date Bought	Date Sold	Proceeds	Cost	Realized
800 00	BEAR STEARNS COS INC	COM	86/12/31-04/12/31	6/3/2004	63,626 11	67,398 02	(3,771 91)
1,000 00	BEAR STEARNS COS INC	COM	86/12/31-04/12/31	8/20/2004	85,568 19	77,492 40	8,075 79
1,000 00	BEAR STEARNS COS INC	COM	86/12/31-04/12/31	8/23/2004	85,479 49	76,695 69	8,783 80
1,000 00	BEAR STEARNS COS INC	COM	86/12/31-04/12/31	8/26/2004	86,397 63	76,573 98	11,823 65
600 00	BEAR STEARNS COS INC	COM	86/12/31-04/12/31	9/1/2004	51,867 16	44,391 48	7,475 68
800 00	BEAR STEARNS COS INC	COM	86/12/31-04/12/31	9/2/2004	69,410 69	59,131 98	10,278 71
100 00	BEAR STEARNS COS INC	COM	86/12/31-04/12/31	5/27/2004	8,151 22	8,910 10	(758 88)
600 00	BEAR STEARNS COS INC	COM	86/12/31-04/12/31	8/27/2004	53,269 75	45,709 42	7,560 33
200 00	BEAR STEARNS COS INC	COM	86/12/31-04/12/31	8/30/2004	17,599 22	15,208 74	2,390 48
700 00	BEAR STEARNS COS INC	COM	86/12/31-04/12/31	8/31/2004	61,151 40	52,296 20	8,855 20
1,200 00	BIOGEN IDEC INC	COM	86/12/31-04/12/31	6/1/2004	74,719 13	65,691 47	9,027 66
1,300 00	BIOGEN IDEC INC	COM	86/12/31-04/12/31	6/2/2004	81,785 50	70,900 11	10,885 39
500 00	BIOGEN IDEC INC	COM	86/12/31-04/12/31	6/3/2004	30,999 77	27,186 37	3,813 40
300 00	BIOGEN IDEC INC	COM	86/12/31-04/12/31	6/4/2004	18,566 20	16,247 33	2,318 87
600 00	BIOGEN IDEC INC	COM	86/12/31-04/12/31	6/7/2004	37,531 58	32,411 06	5,120 52
1,100 00	BIOGEN IDEC INC	COM	86/12/31-04/12/31	6/8/2004	68,068 27	59,074 11	8,994 16
700 00	BIOGEN IDEC INC	COM	86/12/31-04/12/31	6/9/2004	42,750 65	37,095 73	5,654 92
700 00	BIOGEN IDEC INC	COM	86/12/31-04/12/31	6/10/2004	41,659 45	37,095 73	4,563 72
700 00	BIOGEN IDEC INC	COM	86/12/31-04/12/31	6/14/2004	41,767 11	36,875 65	4,891 46
700 00	BIOGEN IDEC INC	COM	86/12/31-04/12/31	6/15/2004	41,679 54	36,618 41	5,061 13
1,600 00	BIOGEN IDEC INC	COM	86/12/31-04/12/31	5/27/2004	100,487 56	89,195 95	11,291 61
500 00	BIOGEN IDEC INC	COM	86/12/31-04/12/31	5/28/2004	31,098 17	27,604 11	3,494 06
2,600 00	BOSTON SCIENTIFIC CORP	COM	86/12/31-04/12/31	2/5/2004	107,384 85	84,184 53	23,200 32
2,400 00	BOSTON SCIENTIFIC CORP	COM	86/12/31-04/12/31	2/6/2004	100,534 65	72,808 92	27,725 73
1,400 00	BOSTON SCIENTIFIC CORP	COM	86/12/31-04/12/31	2/9/2004	58,459 30	42,471 87	15,987 43
4,500 00	BOSTON SCIENTIFIC CORP	COM	86/12/31-04/12/31	2/24/2004	180,170 26	136,516 72	43,653 54
1,400 00	BOSTON SCIENTIFIC CORP	COM	86/12/31-04/12/31	3/5/2004	61,685 65	42,471 87	19,213 78
4,200 00	BOSTON SCIENTIFIC CORP	COM	86/12/31-04/12/31	10/19/2004	148,037 29	177,228 13	(29,190 84)
800 00	BOSTON SCIENTIFIC CORP	COM	86/12/31-04/12/31	10/20/2004	28,845 96	33,125 38	(4,279 42)
2,100 00	BROADCOM CORP	CL A	86/12/31-04/12/31	8/20/2004	63,498 31	91,992 28	(28,493 97)
1,800 00	BROADCOM CORP	CL A	86/12/31-04/12/31	8/23/2004	55,620 67	76,767 72	(21,147 05)
900 00	BROADCOM CORP	CL A	86/12/31-04/12/31	9/1/2004	24,731 69	36,135 72	(11,404 03)
4,200 00	BROADCOM CORP	CL A	86/12/31-04/12/31	8/31/2004	113,582 14	172,815 85	(59,233 71)
700 00	CDW CORP	COM	86/12/31-04/12/31	9/14/2004	42,611 50	48,992 84	(6,381 34)
400 00	CDW CORP	COM	86/12/31-04/12/31	9/15/2004	24,167 35	26,353 08	(2,185 73)
300 00	CDW CORP	COM	86/12/31-04/12/31	9/17/2004	17,879 97	19,643 69	(1,763 72)
300 00	CDW CORP	COM	86/12/31-04/12/31	10/15/2004	17,932 71	19,545 75	(1,613 04)
700 00	CDW CORP	COM	86/12/31-04/12/31	10/18/2004	42,059 49	45,454 24	(3,394 75)
1,500 00	CDW CORP	COM	86/12/31-04/12/31	10/19/2004	87,014 76	96,829 17	(9,814 41)
800 00	CDW CORP	COM	86/12/31-04/12/31	12/9/2004	52,597 64	51,206 33	1,391 31
400 00	CDW CORP	COM	86/12/31-04/12/31	12/10/2004	25,972 31	25,447 56	524 75
200 00	CDW CORP	COM	86/12/31-04/12/31	12/13/2004	12,877 23	12,723 78	153 45
600 00	CDW CORP	COM	86/12/31-04/12/31	12/14/2004	38,887 54	38,052 24	835 30
400 00	CDW CORP	COM	86/12/31-04/12/31	12/15/2004	26,227 74	25,310 76	916 98
500 00	CDW CORP	COM	86/12/31-04/12/31	12/16/2004	32,988 87	31,565 85	1,423 02
300 00	CDW CORP	COM	86/12/31-04/12/31	12/17/2004	19,885 87	18,939 51	946 36
1,300 00	CIT GROUP INC NEW	COM	86/12/31-04/12/31	6/2/2004	49,060 85	46,908 15	2,152 70
1,100 00	CIT GROUP INC NEW	COM	86/12/31-04/12/31	6/3/2004	41,362 66	37,687 48	3,675 18
1,100 00	CIT GROUP INC NEW	COM	86/12/31-04/12/31	6/4/2004	41,781 20	37,592 97	4,188 23
3,600 00	CIT GROUP INC NEW	COM	86/12/31-04/12/31	6/9/2004	136,797 15	120,639 90	16,157 25
1,100 00	CIT GROUP INC NEW	COM	86/12/31-04/12/31	6/10/2004	41,424 37	35,992 90	5,431 47
300 00	CIT GROUP INC NEW	COM	86/12/31-04/12/31	6/14/2004	11,071 42	9,479 70	1,591 72
500 00	CIT GROUP INC NEW	COM	86/12/31-04/12/31	6/15/2004	18,547 41	15,472 10	3,075 31
600 00	CIT GROUP INC NEW	COM	86/12/31-04/12/31	7/1/2004	22,967 34	18,473 56	4,493 78
1,800 00	CIT GROUP INC NEW	COM	86/12/31-04/12/31	8/16/2004	64,588 96	54,862 92	9,726 04
1,100 00	CIT GROUP INC NEW	COM	86/12/31-04/12/31	8/18/2004	40,030 48	33,152 50	6,877 98
1,000 00	CIT GROUP INC NEW	COM	86/12/31-04/12/31	12/31/2004	45,979 32	30,023 20	15,956 12
100 00	CABELAS INC	COM	86/12/31-04/12/31	6/25/2004	2,694 43	2,000 00	694 43
500 00	CAPITAL ONE FINL CORP	COM	86/12/31-04/12/31	4/22/2004	34,709 38	36,665 66	(1,956 28)
600 00	CAPITAL ONE FINL CORP	COM	86/12/31-04/12/31	4/26/2004	40,640 28	43,128 18	(2,487 90)
800 00	CAPITAL ONE FINL CORP	COM	86/12/31-04/12/31	5/7/2004	51,409 43	56,018 25	(4,608 82)
1,400 00	CAPITAL ONE FINL CORP	COM	86/12/31-04/12/31	5/10/2004	86,615 55	92,127 64	(5,512 09)
1,200 00	CAPITAL ONE FINL CORP	COM	86/12/31-04/12/31	5/11/2004	75,300 63	72,618 68	2,681 95
2,200 00	CAPITAL ONE FINL CORP	COM	86/12/31-04/12/31	5/12/2004	140,683 62	132,222 28	8,461 34
1,700 00	CAPITAL ONE FINL CORP	COM	86/12/31-04/12/31	7/8/2004	112,885 34	101,987 07	10,898 27
900 00	CAPITAL ONE FINL CORP	COM	86/12/31-04/12/31	7/12/2004	60,056 85	53,727 43	6,329 42
400 00	CAPITAL ONE FINL CORP	COM	86/12/31-04/12/31	7/14/2004	26,539 93	23,855 40	2,684 53
400 00	CAPITAL ONE FINL CORP	COM	86/12/31-04/12/31	7/15/2004	26,547 17	23,809 94	2,737 23
400 00	CAPITAL ONE FINL CORP	COM	86/12/31-04/12/31	7/16/2004	26,624 57	23,673 56	2,951 01
2,100 00	CAPITAL ONE FINL CORP	COM	86/12/31-04/12/31	7/19/2004	136,999 74	119,342 67	17,657 07
1,600 00	CAPITAL ONE FINL CORP	COM	86/12/31-04/12/31	7/20/2004	105,288 57	90,437 60	14,850 97
400 00	CAREER ED CORP	COM	86/12/31-04/12/31	2/13/2004	21,013 01	17,739 28	3,273 73
1,300 00	CAREER ED CORP	COM	86/12/31-04/12/31	2/17/2004	67,965 49	54,199 28	13,766 21
600 00	CAREER ED CORP	COM	86/12/31-04/12/31	2/18/2004	31,481 66	24,000 96	7,480 70
400 00	CAREER ED CORP	COM	86/12/31-04/12/31	2/19/2004	21,164 72	15,954 80	5,209 92
1,000 00	CAREER ED CORP	COM	86/12/31-04/12/31	2/23/2004	51,150 40	39,546 78	11,603 62
2,400 00	CAREER ED CORP	COM	86/12/31-04/12/31	2/24/2004	123,520 30	89,327 85	34,192 45
500 00	CAREMARK RX INC	COM	86/12/31-04/12/31	3/2/2004	16,000 47	12,009 85	3,990 62
4,200 00	CAREMARK RX INC	COM	86/12/31-04/12/31	3/3/2004	137,603 84	100,882 74	36,721 10
900 00	CAREMARK RX INC	COM	86/12/31-04/12/31	3/4/2004	30,235 13	21,617 73	8,617 40
1,000 00	CAREMARK RX INC	COM	86/12/31-04/12/31	3/10/2004	33,654 58	24,019 70	9,634 88
3,600 00	CAREMARK RX INC	COM	86/12/31-04/12/31	3/11/2004	117,050 15	86,470 92	30,579 23
3,200 00	CAREMARK RX INC	COM	86/12/31-04/12/31	3/12/2004	104,598 15	76,863 04	27,735 11
1,700 00	CAREMARK RX INC	COM	86/12/31-04/12/31	3/17/2004	55,728 58	40,833 49	14,895 09
1,000 00	CARMAX INC	COM	86/12/31-04/12/31	12/1/2004	27,977 64	37,523 34	(9,545 70)

THE ROCKEFELLER FOUNDATION
EMPLOYEE ID NO 13-1659629
GAIN AND LOSSES FOR TAX ON INVESTMENT INCOME
FORM 990 PF 2004, PART IV

Shares/Par Value	Security Name	Security Description	Date Bought	Date Sold	Proceeds	Cost	Realized
2,300 00	CARMAX INC	COM	86/12/31-04/12/31	12/6/2004	62,266 22	84,366 93	(22,080 71)
2,200 00	CARMAX INC	COM	86/12/31-04/12/31	12/8/2004	58,062 80	79,930 31	(21,867 51)
700 00	CARMAX INC	COM	86/12/31-04/12/31	12/17/2004	21,769 55	25,254 53	(3,484 98)
500 00	CARMAX INC	COM	86/12/31-04/12/31	11/29/2004	14,371 66	19,136 30	(4 764 64)
500 00	CARMAX INC	COM	86/12/31-04/12/31	11/30/2004	14,117 76	18,977 55	(4,859 79)
1,300 00	CENTEX CORP	COM	86/12/31-04/12/31	5/12/2004	56,625 50	69,702 66	(13,077 16)
1,100 00	CENTEX CORP	COM	86/12/31-04/12/31	5/14/2004	49,935 31	56,118 87	(6,183 56)
600 00	CENTEX CORP	COM	86/12/31-04/12/31	5/25/2004	28,990 00	30,202 07	(1 212 07)
900 00	CENTEX CORP	COM	86/12/31-04/12/31	6/2/2004	42,832 42	45,232 53	(2,400 11)
900 00	CENTEX CORP	COM	86/12/31-04/12/31	6/3/2004	42,610 49	45,145 98	(2,535 49)
400 00	CENTEX CORP	COM	86/12/31-04/12/31	6/4/2004	18,978 03	20,005 82	(1,027 79)
800 00	CENTEX CORP	COM	86/12/31-04/12/31	6/9/2004	37,370 80	39,992 56	(2,621 76)
700 00	CENTEX CORP	COM	86/12/31-04/12/31	7/8/2004	30,171 67	34,992 93	(4,821 26)
1,100 00	CENTEX CORP	COM	86/12/31-04/12/31	7/9/2004	48,188 00	54,707 30	(6,519 30)
300 00	CENTEX CORP	COM	86/12/31-04/12/31	7/12/2004	13,133 54	14,866 04	(1,732 50)
300 00	CENTEX CORP	COM	86/12/31-04/12/31	7/13/2004	13,427 50	14,866 03	(1,438 53)
600 00	CENTEX CORP	COM	86/12/31-04/12/31	7/14/2004	26,355 46	29,318 81	(2,963 35)
1,500 00	CENTEX CORP	COM	86/12/31-04/12/31	7/15/2004	65,450 51	73,102 77	(7,652 26)
1,600 00	CENTEX CORP	COM	86/12/31-04/12/31	7/16/2004	70,349 55	77,077 04	(6,727 49)
1,600 00	CENTEX CORP	COM	86/12/31-04/12/31	7/19/2004	68,443 03	76,633 15	(8,190 12)
1,700 00	CENTEX CORP	COM	86/12/31-04/12/31	7/20/2004	70,469 29	80,425 89	(9,956 60)
1,000 00	CHARLES RIV LABORATORIES INTL	COM	86/12/31-04/12/31	11/1/2004	46,793 00	46,796 90	(3 90)
100 00	CHARLES RIV LABORATORIES INTL	COM	86/12/31-04/12/31	11/2/2004	4,687 83	4,650 59	37 24
1,000 00	CHARLES RIV LABORATORIES INTL	COM	86/12/31-04/12/31	11/3/2004	46,276 91	46,365 34	(88 43)
800 00	CHARLES RIV LABORATORIES INTL	COM	86/12/31-04/12/31	10/29/2004	37,448 80	37,625 36	(176 56)
2 800 00	CHECKFREE CORP NEW	COM	86/12/31-04/12/31	8/4/2004	74,151 22	91,647 04	(17,495 82)
500 00	CHECKFREE CORP NEW	COM	86/12/31-04/12/31	8/10/2004	12,979 69	15 871 49	(2,891 80)
900 00	CHECKFREE CORP NEW	COM	86/12/31-04/12/31	8/11/2004	23,407 01	28,494 78	(5,087 77)
5,600 00	CHIRON CORP	COM	86/12/31-04/12/31	10/5/2004	209,024 62	249,241 32	(40,216 70)
5,800 00	CHIRON CORP	COM	86/12/31-04/12/31	10/6/2004	217,033 23	254,522 28	(37,489 05)
2,500 00	CHIRON CORP	COM	86/12/31-04/12/31	10/7/2004	92,042 34	109,090 25	(17,047 91)
2,400 00	CHIRON CORP	COM	86/12/31-04/12/31	10/8/2004	87,189 71	103,885 44	(16,695 73)
1,000 00	CHIRON CORP	COM	86/12/31-04/12/31	10/11/2004	34,332 79	43,151 60	(8,818 81)
900 00	COGNOS INC	COM	86/12/31-04/12/31	1/9/2004	30,690 18	31,707 82	(1,017 64)
500 00	COGNOS INC	COM	86/12/31-04/12/31	2/24/2004	15,273 35	17,426 81	(2,153 46)
600 00	COGNOS INC	COM	86/12/31-04/12/31	3/2/2004	18,985 23	20,056 98	(1,071 75)
100 00	COGNOS INC	COM	86/12/31-04/12/31	3/9/2004	3,120 52	3,342 83	(222 31)
900 00	COGNOS INC	COM	86/12/31-04/12/31	5/12/2004	28,984 45	28,046 19	938 26
1,500 00	COGNOS INC	COM	86/12/31-04/12/31	5/13/2004	48,962 30	44,604 79	4,357 51
2,600 00	COGNOS INC	COM	86/12/31-04/12/31	5/14/2004	84,827 43	72,734 94	12,092 49
1,600 00	COGNOS INC	COM	86/12/31-04/12/31	5/17/2004	51,044 56	44,721 12	6,323 44
300 00	COGNOS INC	COM	86/12/31-04/12/31	5/18/2004	9,592 96	8,385 21	1,207 75
900 00	COGNOS INC	COM	86/12/31-04/12/31	7/8/2004	30,194 92	25,155 63	5,039 29
300 00	COGNOS INC	COM	86/12/31-04/12/31	7/9/2004	10,068 36	8,385 21	1,683 15
900 00	COGNOS INC	COM	86/12/31-04/12/31	7/12/2004	29,607 32	25,155 63	4,451 69
500 00	COGNOS INC	COM	86/12/31-04/12/31	7/13/2004	16,605 11	13,975 35	2,629 76
300 00	COGNOS INC	COM	86/12/31-04/12/31	7/14/2004	9,865 35	8,385 21	1,480 14
800 00	COGNOS INC	COM	86/12/31-04/12/31	11/3/2004	31,102 95	22,360 56	8,742 39
1,400 00	COGNOS INC	COM	86/12/31-04/12/31	11/9/2004	54,326 70	39,130 98	15,195 72
1,400 00	COGNOS INC	COM	86/12/31-04/12/31	11/10/2004	54,311 44	39,130 98	15,180 46
900 00	COGNOS INC	COM	86/12/31-04/12/31	11/12/2004	36,083 84	25,155 63	10,928 21
400 00	COGNOS INC	COM	86/12/31-04/12/31	11/16/2004	15,643 63	11,180 28	4,463 35
300 00	COGNOS INC	COM	86/12/31-04/12/31	11/17/2004	11,464 56	8,385 21	3,079 35
800 00	COGNOS INC	COM	86/12/31-04/12/31	12/1/2004	32,958 18	22,360 56	10,597 62
400 00	COGNOS INC	COM	86/12/31-04/12/31	2/26/2004	12,078 72	13,899 72	(1,821 00)
9,000 00	CORNING INC	COM	86/12/31-04/12/31	1/9/2004	107,337 05	95,803 52	11,533 53
2,300 00	CORNING INC	COM	86/12/31-04/12/31	1/12/2004	27,572 02	23,337 40	4,234 62
2,700 00	CORNING INC	COM	86/12/31-04/12/31	1/15/2004	33,275 12	25,002 76	8,272 36
14,400 00	CORNING INC	COM	86/12/31-04/12/31	1/23/2004	189,269 04	116,786 88	72,482 16
2,700 00	CORNING INC	COM	86/12/31-04/12/31	1/26/2004	35,202 56	21,897 54	13,305 02
3,600 00	CORNING INC	COM	86/12/31-04/12/31	1/27/2004	47,945 42	29,196 72	18,748 70
9,700 00	CORNING INC	COM	86/12/31-04/12/31	9/15/2004	105,834 21	112,116 88	(6,282 67)
2,400 00	CORNING INC	COM	86/12/31-04/12/31	9/16/2004	26,773 77	26,745 36	28 41
2,800 00	CORNING INC	COM	86/12/31-04/12/31	9/17/2004	31,427 02	31,202 92	224 10
10,100 00	CORNING INC	COM	86/12/31-04/12/31	12/2/2004	121,564 76	96,939 88	24,624 90
2,100 00	CORNING INC	COM	86/12/31-04/12/31	1/28/2004	27,255 45	17,031 42	10,224 03
2,800 00	CORNING INC	COM	86/12/31-04/12/31	5/27/2004	34,001 84	33,967 51	34 33
1,300 00	CORNING INC	COM	86/12/31-04/12/31	5/28/2004	15,859 62	15,646 15	213 47
2,200 00	COSTCO WHSL CORP NEW	COM	86/12/31-04/12/31	5/7/2004	78,880 03	79,248 40	(368 37)
1,200 00	COSTCO WHSL CORP NEW	COM	86/12/31-04/12/31	7/1/2004	49,115 09	43,226 40	5,888 69
1,800 00	COSTCO WHSL CORP NEW	COM	86/12/31-04/12/31	7/8/2004	72,713 61	64,839 60	7,874 01
500 00	COSTCO WHSL CORP NEW	COM	86/12/31-04/12/31	7/9/2004	20,071 77	18,011 00	2,060 77
400 00	COSTCO WHSL CORP NEW	COM	86/12/31-04/12/31	12/9/2004	19,083 51	18,225 52	857 99
400 00	COVENTRY HEALTH CARE INC	COM	86/12/31-04/12/31	2/13/2004	16,817 13	17,667 60	(850 47)
2,200 00	COVENTRY HEALTH CARE INC	COM	86/12/31-04/12/31	2/17/2004	93,794 14	94,870 10	(1,075 96)
600 00	COVENTRY HEALTH CARE INC	COM	86/12/31-04/12/31	2/19/2004	25,579 50	25,192 02	387 48
700 00	COVENTRY HEALTH CARE INC	COM	86/12/31-04/12/31	2/23/2004	29,329 41	29,287 31	42 10
1,500 00	COVENTRY HEALTH CARE INC	COM	86/12/31-04/12/31	2/24/2004	63,154 43	62,158 80	995 63
400 00	COVENTRY HEALTH CARE INC	COM	86/12/31-04/12/31	3/1/2004	17,333 36	16,541 94	791 42
300 00	COVENTRY HEALTH CARE INC	COM	86/12/31-04/12/31	3/11/2004	12,646 12	12,402 57	243 55
600 00	COVENTRY HEALTH CARE INC	COM	86/12/31-04/12/31	3/12/2004	25,640 11	24,773 87	866 24
1,200 00	COVENTRY HEALTH CARE INC	COM	86/12/31-04/12/31	3/15/2004	51,359 43	49,355 21	2,004 22
1,900 00	COVENTRY HEALTH CARE INC	COM	86/12/31-04/12/31	3/16/2004	79,946 21	77,109 24	2,836 97
500 00	COVENTRY HEALTH CARE INC	COM	86/12/31-04/12/31	2/26/2004	21,405 11	20,711 17	693 94
700 00	DANA CORP	COM	86/12/31-04/12/31	5/20/2004	12,632 53	15,487 50	(2,854 97)

THE ROCKEFELLER FOUNDATION
EMPLOYEE ID NO 13-1659629
GAIN AND LOSSES FOR TAX ON INVESTMENT INCOME
FORM 990 PF 2004, PART IV

Shares/Par Value	Security Name	Security Description	Date Bought	Date Sold	Proceeds	Cost	Realized
700 00	DANA CORP	COM	86/12/31-04/12/31	5/21/2004	12,722 76	15,487 50	(2,764 74)
1,700 00	DANA CORP	COM	86/12/31-04/12/31	5/25/2004	30,076 71	37,520 25	(7,443 54)
700 00	DANA CORP	COM	86/12/31-04/12/31	6/24/2004	14,958 50	15,358 35	(399 85)
1,500 00	DANA CORP	COM	86/12/31-04/12/31	6/25/2004	30,415 83	32,849 73	(2,433 90)
1,300 00	DANA CORP	COM	86/12/31-04/12/31	7/6/2004	24,497 40	28,247 96	(3,750 56)
700 00	DANA CORP	COM	86/12/31-04/12/31	7/7/2004	13,098 16	15,210 44	(2,112 28)
800 00	DANA CORP	COM	86/12/31-04/12/31	7/8/2004	14,801 33	17,278 61	(2,477 28)
1,800 00	DANA CORP	COM	86/12/31-04/12/31	7/9/2004	34,466 85	38,624 56	(4,157 71)
700 00	DANA CORP	COM	86/12/31-04/12/31	7/13/2004	13,372 83	14,952 63	(1,579 80)
900 00	DANA CORP	COM	86/12/31-04/12/31	7/16/2004	16,810 07	19,196 41	(2,386 34)
600 00	DANA CORP	COM	86/12/31-04/12/31	7/19/2004	11,034 76	12,764 94	(1,730 18)
2,400 00	DANA CORP	COM	86/12/31-04/12/31	7/21/2004	46,819 06	50,937 17	(4,118 11)
2,600 00	DANA CORP	COM	86/12/31-04/12/31	7/23/2004	48,968 55	54,543 44	(5,574 89)
800 00	DANA CORP	COM	86/12/31-04/12/31	7/26/2004	15,204 28	16,494 30	(1,290 02)
1,700 00	DANA CORP	COM	86/12/31-04/12/31	7/27/2004	32,476 71	34,934 91	(2,458 20)
300 00	DANA CORP	COM	86/12/31-04/12/31	8/3/2004	5,691 52	6,158 55	(467 03)
2,100 00	DANA CORP	COM	86/12/31-04/12/31	8/4/2004	39,213 63	42,874 58	(3,660 95)
900 00	DANA CORP	COM	86/12/31-04/12/31	8/10/2004	16,213 02	18,180 33	(1,967 31)
900 00	DANA CORP	COM	86/12/31-04/12/31	8/11/2004	16,042 03	18,137 16	(2,095 13)
800 00	DANA CORP	COM	86/12/31-04/12/31	8/12/2004	14,139 50	16,027 84	(1,888 34)
300 00	DANA CORP	COM	86/12/31-04/12/31	8/13/2004	5,193 77	6,010 44	(816 67)
2,600 00	DANA CORP	COM	86/12/31-04/12/31	8/16/2004	46,449 47	51,651 88	(5,202 41)
400 00	DANA CORP	COM	86/12/31-04/12/31	8/26/2004	7,853 61	8,691 68	(838 07)
900 00	DANA CORP	COM	86/12/31-04/12/31	7/28/2004	17,274 28	18,476 81	(1,202 53)
900 00	DANA CORP	COM	86/12/31-04/12/31	7/29/2004	17,358 16	18,475 65	(1,117 49)
900 00	DANAHER CORP	COM	86/12/31-04/12/31	6/24/2004	45,178 85	31,541 53	13,637 32
1,000 00	DANAHER CORP	COM	86/12/31-04/12/31	6/25/2004	50,455 61	35,046 15	15,409 46
300 00	DANAHER CORP	COM	86/12/31-04/12/31	7/8/2004	14,963 97	10,513 85	4,450 12
700 00	DANAHER CORP	COM	86/12/31-04/12/31	7/8/2004	35,006 53	24,532 30	10,474 23
1,400 00	DANAHER CORP	COM	86/12/31-04/12/31	7/12/2004	69,763 02	49,064 61	20,698 41
1,400 00	DANAHER CORP	COM	86/12/31-04/12/31	7/19/2004	70,089 91	49,064 61	21,025 30
900 00	DANAHER CORP	COM	86/12/31-04/12/31	7/20/2004	44,791 95	31,541 54	13,250 41
1,900 00	DANAHER CORP	COM	86/12/31-04/12/31	9/29/2004	97,125 72	66,587 68	30,538 04
4,250 00	DAVITA INC	COM	86/12/31-04/12/31	10/26/2004	121,291 73	138,987 52	(17,695 79)
900 00	DAVITA INC	COM	86/12/31-04/12/31	11/1/2004	27,170 00	28,789 13	(1,619 13)
1,400 00	DAVITA INC	COM	86/12/31-04/12/31	11/2/2004	42,394 36	44,442 35	(2,047 99)
3,400 00	DAVITA INC	COM	86/12/31-04/12/31	11/3/2004	108,049 46	106,968 97	1,080 49
700 00	DAVITA INC	COM	86/12/31-04/12/31	11/3/2004	22,716 28	22,091 82	624 46
2,100 00	DAVITA INC	COM	86/12/31-04/12/31	11/4/2004	66,544 08	65,161 46	1,382 62
1,500 00	DAVITA INC	COM	86/12/31-04/12/31	11/5/2004	48,058 42	46,163 97	1,894 45
600 00	DAVITA INC	COM	86/12/31-04/12/31	10/28/2004	17,632 50	19,325 40	(1,692 90)
2,000 00	DEX MEDIA INC	COM	86/12/31-04/12/31	9/10/2004	42,802 19	38,000 00	4,802 19
1,000 00	DEX MEDIA INC	COM	86/12/31-04/12/31	9/13/2004	21,740 99	19,000 00	2,740 99
1,500 00	DEX MEDIA INC	COM	86/12/31-04/12/31	9/14/2004	32,126 39	28,500 00	3,626 39
500 00	DEX MEDIA INC	COM	86/12/31-04/12/31	9/15/2004	10,674 89	9,500 00	1,174 89
100 00	DIEBOLD INC	COM	86/12/31-04/12/31	3/9/2004	5,041 05	5,647 46	(606 41)
200 00	DIEBOLD INC	COM	86/12/31-04/12/31	3/11/2004	9,798 89	11,211 38	(1,412 49)
2,000 00	DIEBOLD INC	COM	86/12/31-04/12/31	3/12/2004	97,166 80	109,090 55	(11,923 75)
500 00	DIEBOLD INC	COM	86/12/31-04/12/31	3/18/2004	24,030 01	27,154 95	(3,124 94)
1,100 00	DOLLAR TREE STORES INC	COM	86/12/31-04/12/31	4/26/2004	31,311 53	40,209 06	(8,897 53)
3,000 00	DOLLAR TREE STORES INC	COM	86/12/31-04/12/31	4/27/2004	84,326 52	108,022 44	(23,695 92)
8,200 00	DOLLAR TREE STORES INC	COM	86/12/31-04/12/31	5/6/2004	215,508 17	289,374 14	(73,865 97)
2,300 00	DOLLAR TREE STORES INC	COM	86/12/31-04/12/31	5/7/2004	58,773 51	79,689 19	(20,915 68)
3,300 00	DOLLAR TREE STORES INC	COM	86/12/31-04/12/31	5/10/2004	83,001 30	111,486 78	(28,485 48)
1,100 00	DOLLAR TREE STORES INC	COM	86/12/31-04/12/31	5/11/2004	28,021 84	36,055 36	(8,033 52)
3,300 00	DOLLAR TREE STORES INC	COM	86/12/31-04/12/31	5/12/2004	82,512 58	105,228 38	(22,715 80)
1,200 00	DOLLAR TREE STORES INC	COM	86/12/31-04/12/31	5/17/2004	29,926 33	36,091 14	(6,164 81)
1,400 00	DOLLAR TREE STORES INC	COM	86/12/31-04/12/31	5/18/2004	34,796 88	41,846 97	(7,050 09)
2,100 00	DOLLAR TREE STORES INC	COM	86/12/31-04/12/31	5/19/2004	52,532 99	61,910 92	(9,377 93)
5,500 00	DOUBLECLICK INC	COM	86/12/31-04/12/31	4/16/2004	49,818 92	61,846 79	(12,027 87)
2,400 00	DOUBLECLICK INC	COM	86/12/31-04/12/31	5/4/2004	20,094 24	26,476 20	(6,381 96)
3,800 00	DOUBLECLICK INC	COM	86/12/31-04/12/31	5/5/2004	31,705 31	41,772 42	(10,067 11)
1,800 00	DOUBLECLICK INC	COM	86/12/31-04/12/31	6/1/2004	15,242 58	19,567 86	(4,325 28)
1,700 00	DOUBLECLICK INC	COM	86/12/31-04/12/31	6/2/2004	14,668 61	18,450 05	(3,781 44)
900 00	DOUBLECLICK INC	COM	86/12/31-04/12/31	6/3/2004	7,687 81	9,765 45	(2,097 64)
1,900 00	DOUBLECLICK INC	COM	86/12/31-04/12/31	6/4/2004	16,054 43	20,609 06	(4,554 63)
2,400 00	DOUBLECLICK INC	COM	86/12/31-04/12/31	6/7/2004	20,664 23	25,782 65	(5,118 42)
900 00	DOUBLECLICK INC	COM	86/12/31-04/12/31	6/8/2004	7,700 12	9,586 16	(1,886 04)
1,700 00	DOUBLECLICK INC	COM	86/12/31-04/12/31	6/10/2004	14,181 57	18,041 76	(3,860 19)
1,500 00	DOUBLECLICK INC	COM	86/12/31-04/12/31	5/27/2004	12,680 55	16,457 75	(3,777 20)
1,900 00	DOUBLECLICK INC	COM	86/12/31-04/12/31	5/28/2004	15,890 46	20,793 95	(4,903 49)
1,100 00	EOG RESOURCES INC	COM	86/12/31-04/12/31	7/20/2004	69,004 68	59,195 86	9,808 82
200 00	EOG RESOURCES INC	COM	86/12/31-04/12/31	7/21/2004	12,486 34	10,638 12	1,848 22
1,300 00	EOG RESOURCES INC	COM	86/12/31-04/12/31	7/22/2004	79,886 25	61,893 57	17,992 68
900 00	EOG RESOURCES INC	COM	86/12/31-04/12/31	7/23/2004	54,762 09	41,152 41	13,609 68
600 00	EOG RESOURCES INC	COM	86/12/31-04/12/31	7/26/2004	36,307 97	27,376 44	8,931 53
900 00	EOG RESOURCES INC	COM	86/12/31-04/12/31	8/11/2004	52,255 20	41,054 74	11,200 46
100 00	EOG RESOURCES INC	COM	86/12/31-04/12/31	8/13/2004	5,778 31	4,552 82	1,225 49
900 00	EOG RESOURCES INC	COM	86/12/31-04/12/31	8/16/2004	51,691 18	40,975 38	10,715 80
1,100 00	EOG RESOURCES INC	COM	86/12/31-04/12/31	9/7/2004	64,088 45	50,053 02	14,035 43
1,300 00	EOG RESOURCES INC	COM	86/12/31-04/12/31	10/1/2004	86,592 01	58,664 25	27,927 76
800 00	EOG RESOURCES INC	COM	86/12/31-04/12/31	10/4/2004	53,993 85	36,073 20	17,920 65
1,500 00	EOG RESOURCES INC	COM	86/12/31-04/12/31	10/13/2004	98,222 65	67,602 21	30,620 44
400 00	EOG RESOURCES INC	COM	86/12/31-04/12/31	10/18/2004	26,444 46	18,017 26	8,427 20
300 00	EOG RESOURCES INC	COM	86/12/31-04/12/31	10/25/2004	20,652 62	13,511 88	7,140 74

THE ROCKEFELLER FOUNDATION
EMPLOYEE ID NO 13-1659629
GAIN AND LOSSES FOR TAX ON INVESTMENT INCOME
FORM 990 PF 2004, PART IV

Shares/Par Value	Security Name	Security Description	Date Bought	Date Sold	Proceeds	Cost	Realized
600 00	EOG RESOURCES INC	COM	86/12/31-04/12/31	11/8/2004	39,837 44	27,023 76	12,813 68
1,700 00	EOG RESOURCES INC	COM	86/12/31-04/12/31	11/10/2004	111,256 95	76,250 41	35,006 54
800 00	EOG RESOURCES INC	COM	86/12/31-04/12/31	12/2/2004	58,134 12	35,795 45	20,338 67
300 00	EOG RESOURCES INC	COM	86/12/31-04/12/31	9/29/2004	19,830 55	13 641 66	6,188 89
1,700 00	EOG RESOURCES INC	COM	86/12/31-04/12/31	9/30/2004	112,049 64	76,813 36	35,236 28
400 00	EOG RESOURCES INC	COM	86/12/31-04/12/31	10/27/2004	27,234 76	18,015 84	9,218 92
600 00	EOG RESOURCES INC	COM	86/12/31-04/12/31	10/28/2004	39,022 24	27,023 76	11,998 48
146 00	EAGLE MATLS INC	COM	88/12/31-04/12/31	2/3/2004	7,821 00	7,698 44	122 56
0 26	EAGLE MATLS INC	COM	86/12/31-04/12/31	2/27/2004	14 35	13 69	0 66
491 00	EAGLE MATLS INC	CL B	86/12/31-04/12/31	2/3/2004	26,166 47	27,645 25	(1,478 78)
0 76	EAGLE MATLS INC	CL B	86/12/31-04/12/31	2/27/2004	40 31	42 29	(1 98)
500 00	EATON CORP	COM	86/12/31-04/12/31	3/9/2004	29,639 09	27,471 63	2,167 46
1,200 00	EATON CORP	COM	86/12/31-04/12/31	3/9/2004	70,172 18	65 291 31	4,880 87
900 00	EATON CORP	COM	86/12/31-04/12/31	3/10/2004	51,860 83	48,376 26	3,484 57
900 00	EATON CORP	COM	86/12/31-04/12/31	10/13/2004	58,083 38	55,800 67	2,282 71
2,100 00	EATON CORP	COM	86/12/31-04/12/31	10/14/2004	127,971 42	128,153 47	(182 05)
900 00	EATON CORP	COM	86/12/31-04/12/31	10/18/2004	55,954 92	52,542 45	3,412 47
600 00	EATON CORP	COM	86/12/31-04/12/31	10/19/2004	37,730 29	34,336 08	3,394 21
500 00	ECHOSTAR COMMUNICATIONS CORP I	CL A	86/12/31-04/12/31	12/22/2004	16,741 95	17,754 85	(1,012 90)
600 00	ECHOSTAR COMMUNICATIONS CORP I	CL A	86/12/31-04/12/31	12/28/2004	19,921 87	21,305 82	(1,383 95)
1,000 00	ECHOSTAR COMMUNICATIONS CORP I	CL A	86/12/31-04/12/31	12/29/2004	33,113 72	35,462 90	(2,349 18)
1,000 00	ECHOSTAR COMMUNICATIONS CORP I	CL A	86/12/31-04/12/31	12/30/2004	33,226 22	35,353 70	(2,127 48)
1,000 00	ELECTRONIC ARTS INC	COM	86/12/31-04/12/31	5/11/2004	50,347 22	46,998 30	3,348 92
900 00	ELECTRONIC ARTS INC	COM	86/12/31-04/12/31	5/12/2004	44,249 26	42,298 47	1,950 79
1,100 00	ELECTRONIC ARTS INC	COM	86/12/31-04/12/31	5/17/2004	55,405 15	51,698 13	3,707 02
500 00	ELECTRONIC ARTS INC	COM	86/12/31-04/12/31	5/18/2004	24,842 96	23,489 75	1,353 21
400 00	ELECTRONIC ARTS INC	COM	86/12/31-04/12/31	5/19/2004	20,067 93	18,780 52	1,287 41
1,100 00	ELECTRONIC ARTS INC	COM	86/12/31-04/12/31	6/2/2004	55,613 26	51,533 23	4,080 03
8,400 00	ELECTRONIC ARTS INC	COM	86/12/31-04/12/31	7/23/2004	417,034 27	390,307 22	26,727 05
2,400 00	ELETRONICS FOR IMAGING INC		86/12/31-04/12/31	7/22/2004	50,213 30	66,577 87	(16,364 57)
400 00	ELETRONICS FOR IMAGING INC		86/12/31-04/12/31	7/23/2004	8,301 80	10,989 68	(2,687 88)
1,100 00	ELETRONICS FOR IMAGING INC		86/12/31-04/12/31	7/27/2004	22,394 15	30,100 61	(7,706 46)
1,200 00	ELETRONICS FOR IMAGING INC		86/12/31-04/12/31	8/2/2004	24,022 23	32,331 56	(8,309 33)
900 00	ELETRONICS FOR IMAGING INC		86/12/31-04/12/31	8/3/2004	17,750 10	24,202 53	(6,452 43)
500 00	ELETRONICS FOR IMAGING INC		86/12/31-04/12/31	8/4/2004	9,693 12	13,413 51	(3,720 39)
1,100 00	ELETRONICS FOR IMAGING INC		86/12/31-04/12/31	8/10/2004	20,620 66	29,344 65	(8,723 99)
2,100 00	ELETRONICS FOR IMAGING INC		86/12/31-04/12/31	8/11/2004	38,813 80	54,131 81	(15,318 01)
1,700 00	ELETRONICS FOR IMAGING INC		86/12/31-04/12/31	8/12/2004	31,049 09	42,889 88	(11,840 79)
900 00	ELETRONICS FOR IMAGING INC		86/12/31-04/12/31	8/16/2004	16,581 75	22,508 82	(5,927 07)
700 00	ELETRONICS FOR IMAGING INC		86/12/31-04/12/31	8/17/2004	13,076 67	17,313 45	(4,236 78)
1,900 00	ELETRONICS FOR IMAGING INC		86/12/31-04/12/31	8/18/2004	36,474 58	46,603 98	(10,129 40)
2,500 00	ELETRONICS FOR IMAGING INC		86/12/31-04/12/31	7/28/2004	50,198 32	68,103 89	(17 905 57)
1,400 00	ELETRONICS FOR IMAGING INC		86/12/31-04/12/31	7/29/2004	28,413 59	37,956 59	(9,543 00)
800 00	ELETRONICS FOR IMAGING INC		86/12/31-04/12/31	7/30/2004	16,111 06	21,578 16	(5,467 10)
9,200 00	EMULEX CORP	COM NEW	86/12/31-04/12/31	8/6/2004	89,682 25	166,821 92	(77,139 67)
3,500 00	EMULEX CORP	COM NEW	86/12/31-04/12/31	8/9/2004	33,835 80	62,479 95	(28,644 15)
6,400 00	EMULEX CORP	COM NEW	86/12/31-04/12/31	8/10/2004	64,526 48	112,400 21	(47,873 73)
5,800 00	EMULEX CORP	COM NEW	86/12/31-04/12/31	8/11/2004	57,240 01	99,270 04	(42,030 03)
2,400 00	EMULEX CORP	COM NEW	86/12/31-04/12/31	8/12/2004	22,633 86	37,814 00	(15,180 14)
800 00	ENTERCOM COMMUNICATIONS CORP	COM	86/12/31-04/12/31	1/6/2004	42,358 01	40,625 44	1,732 57
300 00	ENTERCOM COMMUNICATIONS CORP	COM	86/12/31-04/12/31	1/8/2004	15,623 68	15,234 54	389 14
1,000 00	ENTERCOM COMMUNICATIONS CORP	COM	86/12/31-04/12/31	1/9/2004	50,852 71	50,781 80	70 91
400 00	ENTERCOM COMMUNICATIONS CORP	COM	86/12/31-04/12/31	1/12/2004	20,283 88	20,312 72	(28 84)
2,400 00	EXPEDITORS INTL WA INC	COM	86/12/31-04/12/31	2/11/2004	94,248 86	92,240 21	2,008 65
800 00	EXPEDITORS INTL WA INC	COM	86/12/31-04/12/31	7/15/2004	40,577 37	34,451 03	6,126 34
100 00	EXPEDITORS INTL WA INC	COM	86/12/31-04/12/31	7/16/2004	5,012 53	4,271 98	740 55
400 00	EXPEDITORS INTL WA INC	COM	86/12/31-04/12/31	7/19/2004	19,876 53	15,295 12	4,581 41
500 00	EXPEDITORS INTL WA INC	COM	86/12/31-04/12/31	8/4/2004	24,073 38	18,858 10	5,215 28
200 00	EXPEDITORS INTL WA INC	COM	86/12/31-04/12/31	9/3/2004	9,857 98	7,543 24	2,314 74
400 00	EXPEDITORS INTL WA INC	COM	86/12/31-04/12/31	9/7/2004	19,897 33	14,841 40	5,055 93
500 00	EXPEDITORS INTL WA INC	COM	86/12/31-04/12/31	9/8/2004	24,999 76	18,300 94	6,698 82
500 00	EXPEDITORS INTL WA INC	COM	86/12/31-04/12/31	9/9/2004	25,002 76	18,089 34	6,913 42
400 00	EXPEDITORS INTL WA INC	COM	86/12/31-04/12/31	9/10/2004	19,891 33	14,462 56	5,428 77
800 00	EXPEDITORS INTL WA INC	COM	86/12/31-04/12/31	9/13/2004	39,854 82	28,606 14	11,248 68
600 00	EXPEDITORS INTL WA INC	COM	86/12/31-04/12/31	9/14/2004	30,061 27	21,266 04	8,795 23
800 00	EXPEDITORS INTL WA INC	COM	86/12/31-04/12/31	9/15/2004	40,157 37	28,315 52	11,841 85
500 00	EXPEDITORS INTL WA INC	COM	86/12/31-04/12/31	9/16/2004	25,108 71	17,693 70	7,415 01
400 00	EXPEDITORS INTL WA INC	COM	86/12/31-04/12/31	9/17/2004	20,323 16	14,154 96	6,168 20
300 00	EXPEDITORS INTL WA INC	COM	86/12/31-04/12/31	10/6/2004	16,415 13	10,616 22	5,798 91
200 00	EXPEDITORS INTL WA INC	COM	86/12/31-04/12/31	10/18/2004	10,959 16	7,077 48	3,881 68
100 00	EXPEDITORS INTL WA INC	COM	86/12/31-04/12/31	10/19/2004	5,483 52	3,538 74	1,944 78
700 00	EXPEDITORS INTL WA INC	COM	86/12/31-04/12/31	10/20/2004	38,473 33	24,763 92	13,709 41
400 00	EXPEDITORS INTL WA INC	COM	86/12/31-04/12/31	11/2/2004	20,866 51	14,097 34	6,769 17
950 00	FAIR ISAAC CORPORATION		86/12/31-04/12/31	5/10/2004	31,808 58	39,149 26	(7,340 68)
2,600 00	FAIR ISAAC CORPORATION		86/12/31-04/12/31	5/11/2004	87,296 07	105,161 37	(17,865 30)
1,200 00	FAIR ISAAC CORPORATION		86/12/31-04/12/31	5/12/2004	40,196 29	48,065 02	(7,868 73)
4,400 00	FAIR ISAAC CORPORATION		86/12/31-04/12/31	5/18/2004	147,511 38	174,778 85	(27,267 47)
1,800 00	FAIR ISAAC CORPORATION		86/12/31-04/12/31	5/20/2004	60,525 56	71,466 03	(10,940 47)
1,700 00	FAIR ISAAC CORPORATION		86/12/31-04/12/31	5/24/2004	57,764 64	67,336 61	(9,571 97)
700 00	FAIR ISAAC CORPORATION		86/12/31-04/12/31	6/2/2004	24,215 72	27,691 87	(3,476 15)
700 00	FAIR ISAAC CORPORATION		86/12/31-04/12/31	6/3/2004	23,704 73	27,654 81	(3,950 08)
900 00	FAIR ISAAC CORPORATION		86/12/31-04/12/31	6/8/2004	30,463 92	35,541 97	(5,078 05)
1,400 00	FAIR ISAAC CORPORATION		86/12/31-04/12/31	6/10/2004	46,297 33	54,885 39	(8,588 06)
600 00	FAIR ISAAC CORPORATION		86/12/31-04/12/31	6/14/2004	19,853 53	21,899 28	(2,045 75)
500 00	FAIR ISAAC CORPORATION		86/12/31-04/12/31	6/15/2004	16,796 10	17,372 02	(575 92)

THE ROCKEFELLER FOUNDATION
EMPLOYEE ID NO 13-1659629
GAIN AND LOSSES FOR TAX ON INVESTMENT INCOME
FORM 990 PF 2004, PART IV

Shares/Par Value	Security Name	Security Description	Date Bought	Date Sold	Proceeds	Cost	Realized
1,500 00	FAIR ISAAC CORPORATION		86/12/31-04/12/31	6/22/2004	49,465 09	50,361 30	(896 21)
1,100 00	FEDEX CORP	COM	86/12/31-04/12/31	9/10/2004	93,324 01	86,462 20	6,861 81
700 00	FEDEX CORP	COM	86/12/31-04/12/31	9/13/2004	60,356 78	52,838 19	7,518 59
400 00	FEDEX CORP	COM	86/12/31-04/12/31	9/15/2004	34,439 67	30,109 68	4,329 99
1,900 00	FEDEX CORP	COM	86/12/31-04/12/31	9/22/2004	162,759 50	142,872 52	19,886 98
1,100 00	FEDEX CORP	COM	86/12/31-04/12/31	9/23/2004	92,445 79	81,894 98	10,550 81
400 00	FEDEX CORP	COM	86/12/31-04/12/31	9/24/2004	33,912 56	29,716 88	4,195 68
400 00	FEDEX CORP	COM	86/12/31-04/12/31	11/17/2004	37,837 31	28,870 76	8,966 55
300 00	FEDEX CORP	COM	86/12/31-04/12/31	11/18/2004	28,438 55	21,441 54	6,997 01
800 00	FEDEX CORP	COM	86/12/31-04/12/31	12/1/2004	76,699 08	57,177 44	19,521 64
300 00	FEDEX CORP	COM	86/12/31-04/12/31	12/2/2004	29,174 79	21,441 54	7,733 25
400 00	FEDEX CORP	COM	86/12/31-04/12/31	12/3/2004	38,706 09	26,648 62	12,057 47
1,900 00	FEDEX CORP	COM	86/12/31-04/12/31	12/8/2004	186,928 83	121,054 51	65,874 32
400 00	FEDEX CORP	COM	86/12/31-04/12/31	11/30/2004	38,115 50	28,588 72	9,526 78
300 00	FISERV INC		86/12/31-04/12/31	1/2/2004	12,014 01	10,964 97	1,049 04
1,100 00	FISERV INC		86/12/31-04/12/31	1/15/2004	42,735 19	40,204 89	2,530 30
500 00	FISERV INC		86/12/31-04/12/31	1/16/2004	19,089 05	18,274 95	814 10
2,400 00	FISERV INC		86/12/31-04/12/31	1/20/2004	90,614 71	87,719 76	2,894 95
100 00	FISERV INC		86/12/31-04/12/31	1/22/2004	3,791 15	3,654 99	136 16
400 00	FISERV INC		86/12/31-04/12/31	1/23/2004	15,258 04	14,619 96	638 08
1,200 00	FISERV INC		86/12/31-04/12/31	1/26/2004	45,960 00	43,859 88	2,100 12
2,400 00	FISERV INC		86/12/31-04/12/31	1/27/2004	92,869 65	87,719 76	5,149 89
600 00	FISERV INC		86/12/31-04/12/31	2/2/2004	22,283 13	21,929 94	353 19
800 00	FISERV INC		86/12/31-04/12/31	2/3/2004	29,276 38	29,239 92	36 46
800 00	FISERV INC		86/12/31-04/12/31	2/4/2004	29,556 69	29,239 92	316 77
600 00	FISERV INC		86/12/31-04/12/31	2/5/2004	22,362 57	21,929 94	432 63
1,300 00	FISERV INC		86/12/31-04/12/31	2/6/2004	49,016 80	47,514 87	1,501 93
400 00	FISERV INC		86/12/31-04/12/31	2/13/2004	15,545 71	14,619 96	925 75
1,000 00	FISERV INC		86/12/31-04/12/31	2/17/2004	39,123 36	36,549 90	2,573 46
600 00	FISERV INC		86/12/31-04/12/31	2/18/2004	23,332 84	21,929 94	1,402 90
1,200 00	FISERV INC		86/12/31-04/12/31	2/20/2004	45,530 18	43,859 88	1,670 30
1,200 00	FISERV INC		86/12/31-04/12/31	2/23/2004	45,483 26	43,859 88	1,623 38
2,300 00	FISERV INC		86/12/31-04/12/31	2/24/2004	87,823 45	84,064 77	3,758 68
2,100 00	FISERV INC		86/12/31-04/12/31	1/28/2004	78,842 02	76,754 79	2,187 23
800 00	FISERV INC		86/12/31-04/12/31	1/29/2004	29,968 83	29,239 92	728 91
1,400 00	FISHER SCIENTIFIC INTL INC	COM NEW	86/12/31-04/12/31	6/24/2004	81,023 24	79,919 76	1,103 48
1,800 00	FREEPORT MCMORAN COPPER + GOL	CL B	86/12/31-04/12/31	9/13/2004	67,605 15	71,333 64	(3,728 49)
1,500 00	FREEPORT MCMORAN COPPER + GOL	CL B	86/12/31-04/12/31	9/14/2004	56,130 46	59,444 70	(3,314 22)
1,100 00	FREEPORT MCMORAN COPPER + GOL	CL B	86/12/31-04/12/31	9/27/2004	44,205 76	43,356 06	849 70
1,700 00	FREEPORT MCMORAN COPPER + GOL	CL B	86/12/31-04/12/31	10/4/2004	68,295 22	66,180 92	2,114 30
1,600 00	FREEPORT MCMORAN COPPER + GOL	CL B	86/12/31-04/12/31	10/5/2004	64,481 53	61,354 69	3,106 84
2,800 00	FREEPORT MCMORAN COPPER + GOL	CL B	86/12/31-04/12/31	10/13/2004	102,819 19	103,160 96	(341 77)
400 00	FREEPORT MCMORAN COPPER + GOL	CL B	86/12/31-04/12/31	9/28/2004	16,653 92	15,615 20	1,038 72
200 00	FREEPORT MCMORAN COPPER + GOL	CL B	86/12/31-04/12/31	9/29/2004	8,152 52	7,807 60	344 92
1,200 00	FREEPORT MCMORAN COPPER + GOL	CL B	86/12/31-04/12/31	9/30/2004	48,460 38	46,803 96	1,656 42
800 00	GENTEX CORP	COM	86/12/31-04/12/31	11/1/2004	26,003 95	27,949 60	(1,945 65)
1,300 00	GENTEX CORP	COM	86/12/31-04/12/31	11/2/2004	42,345 85	45,003 70	(2,657 85)
800 00	GENTEX CORP	COM	86/12/31-04/12/31	11/3/2004	26,010 35	27,480 18	(1,469 83)
1,600 00	GENTEX CORP	COM	86/12/31-04/12/31	11/4/2004	52,183 25	54,645 81	(2,462 56)
700 00	GENTEX CORP	COM	86/12/31-04/12/31	11/5/2004	23,150 83	23,831 42	(680 59)
2,300 00	GENTEX CORP	COM	86/12/31-04/12/31	10/29/2004	75,601 99	80,897 74	(5,295 75)
11,800 00	GENZYME CORP	COM GEN DIV	86/12/31-04/12/31	2/27/2004	595,754 02	555,702 72	40,051 30
300 00	GETTY IMAGES INC	COM	86/12/31-04/12/31	5/25/2004	16,494 69	16,496 75	(2 06)
1,300 00	GILEAD SCIENCES INC	COM	86/12/31-04/12/31	1/27/2004	80,409 16	78,844 58	1,564 58
3,200 00	GILEAD SCIENCES INC	COM	86/12/31-04/12/31	1/28/2004	194,926 23	187,738 75	7,187 48
2,700 00	GILEAD SCIENCES INC	COM	86/12/31-04/12/31	1/29/2004	164,544 06	146,953 97	17,590 09
1,100 00	GOLDEN WEST FINL CORP DEL	COM	86/12/31-04/12/31	7/20/2004	115,301 17	119,925 44	(4,624 27)
400 00	GOLDEN WEST FINL CORP DEL	COM	86/12/31-04/12/31	7/21/2004	42,939 43	41,441 90	1,497 53
200 00	GOLDEN WEST FINL CORP DEL	COM	86/12/31-04/12/31	8/12/2004	20,446 02	20,421 82	24 20
700 00	GOLDEN WEST FINL CORP DEL	COM	86/12/31-04/12/31	8/13/2004	71,728 72	69,632 37	2,096 35
400 00	GOLDEN WEST FINL CORP DEL	COM	86/12/31-04/12/31	8/24/2004	42,400 96	38,910 45	3,490 51
900 00	GOLDEN WEST FINL CORP DEL	COM	86/12/31-04/12/31	8/25/2004	95,235 14	85,817 71	9,417 43
300 00	GOLDEN WEST FINL CORP DEL	COM	86/12/31-04/12/31	11/8/2004	35,216 95	25,508 61	9,708 34
300 00	GOLDEN WEST FINL CORP DEL	COM	86/12/31-04/12/31	11/9/2004	35,236 96	25,305 25	9,931 71
400 00	GRAINGER W W INC	COM	86/12/31-04/12/31	1/7/2004	18,784 00	18,744 16	39 84
1,600 00	GRAINGER W W INC	COM	86/12/31-04/12/31	1/8/2004	74,992 16	74,976 64	15 52
600 00	GRAINGER W W INC	COM	86/12/31-04/12/31	1/9/2004	28,093 02	28,116 24	(23 22)
1,200 00	GRAINGER W W INC	COM	86/12/31-04/12/31	1/12/2004	55,474 48	56,232 48	(758 00)
900 00	GRAINGER W W INC	COM	86/12/31-04/12/31	1/14/2004	41,209 43	42,174 36	(964 93)
1,600 00	GRAINGER W W INC	COM	86/12/31-04/12/31	1/15/2004	72,246 05	74,976 64	(2,730 59)
1,000 00	HOSPIRA INC	COM	86/12/31-04/12/31	10/4/2004	30,046 59	30,061 10	(14 51)
1,700 00	HOSPIRA INC	COM	86/12/31-04/12/31	10/5/2004	50,971 94	51,103 87	(131 93)
600 00	HOSPIRA INC	COM	86/12/31-04/12/31	10/6/2004	17,987 57	18,036 66	(49 09)
800 00	HOSPIRA INC	COM	86/12/31-04/12/31	10/11/2004	23,893 60	23,566 90	326 70
1,100 00	HOSPIRA INC	COM	86/12/31-04/12/31	10/12/2004	32,920 79	32,183 58	737 21
1,500 00	HOSPIRA INC	COM	86/12/31-04/12/31	10/13/2004	44,630 25	43,886 70	743 55
3,400 00	HOSPIRA INC	COM	86/12/31-04/12/31	11/9/2004	106,946 53	97,486 06	9,460 47
5,100 00	HOSPIRA INC	COM	86/12/31-04/12/31	11/10/2004	159,192 25	138,907 40	20,284 85
1,500 00	HOSPIRA INC	COM	86/12/31-04/12/31	11/11/2004	47,098 64	39,910 05	7,186 59
400 00	HOSPIRA INC	COM	86/12/31-04/12/31	11/12/2004	12,802 89	10,507 64	2,295 25
200 00	HOSPIRA INC	COM	86/12/31-04/12/31	11/15/2004	6,401 10	5,253 82	1,147 28
400 00	HOSPIRA INC	COM	86/12/31-04/12/31	11/17/2004	12,782 26	10,507 64	2,274 62
2,800 00	HOSPIRA INC	COM	86/12/31-04/12/31	11/18/2004	90,531 11	72,504 07	18,027 04
2,900 00	IAC / INTERACTIVECORP	COM	86/12/31-04/12/31	7/8/2004	86,281 09	110,475 21	(24,194 12)
2,000 00	IAC / INTERACTIVECORP	COM	86/12/31-04/12/31	7/9/2004	59,626 40	76,189 80	(16,563 40)

THE ROCKEFELLER FOUNDATION
EMPLOYEE ID NO 13-1659629
GAIN AND LOSSES FOR TAX ON INVESTMENT INCOME
FORM 990 PF 2004, PART IV

Shares/Par Value	Security Name	Security Description	Date Bought	Date Sold	Proceeds	Cost	Realized
6,900 00	IAC / INTERACTIVECORP	COM	86/12/31-04/12/31	8/4/2004	153,958 84	262,663 38	(108,704 54)
4,300 00	IAC / INTERACTIVECORP	COM	86/12/31-04/12/31	8/6/2004	94,332 04	151,759 73	(57,427 69)
2,100 00	IAC / INTERACTIVECORP	COM	86/12/31-04/12/31	8/9/2004	46,401 56	68 207 13	(21,805 57)
3,000 00	IAC / INTERACTIVECORP	COM	86/12/31-04/12/31	8/10/2004	67,537 41	96,974 68	(29,437 27)
5,000 00	IAC / INTERACTIVECORP	COM	86/12/31-04/12/31	8/11/2004	111,913 87	157,272 84	(45,358 97)
600 00	ICOS CORP	COM	86/12/31-04/12/31	7/15/2004	14,277 32	23 590 98	(9 313 66)
100 00	ICOS CORP	COM	86/12/31-04/12/31	7/16/2004	2,347 58	3,921 19	(1,573 61)
200 00	ICOS CORP	COM	86/12/31-04/12/31	7/21/2004	4,549 77	7,842 38	(3,292 61)
200 00	ICOS CORP	COM	86/12/31-04/12/31	8/5/2004	4,860 78	7,842 38	(2,981 60)
600 00	ICOS CORP	COM	86/12/31-04/12/31	8/19/2004	14,923 87	23,527 14	(8,603 27)
700 00	ICOS CORP	COM	86/12/31-04/12/31	10/6/2004	17,044 74	27,438 85	(10,394 11)
700 00	ICOS CORP	COM	86/12/31-04/12/31	10/7/2004	16,571 48	27,437 27	(10,865 79)
600 00	ICOS CORP	COM	86/12/31-04/12/31	10/8/2004	13,749 21	23,366 66	(9,617 45)
900 00	ICOS CORP	COM	86/12/31-04/12/31	10/11/2004	20,778 89	35,000 97	(14,222 08)
1,500 00	ICOS CORP	COM	86/12/31-04/12/31	10/12/2004	33,857 80	57,792 99	(23,935 19)
500 00	ICOS CORP	COM	86/12/31-04/12/31	10/13/2004	11,180 98	18,921 75	(7,740 77)
900 00	ICOS CORP	COM	86/12/31-04/12/31	10/14/2004	19,325 51	34,059 15	(14,733 64)
700 00	ICOS CORP	COM	86/12/31-04/12/31	10/21/2004	15,335 03	26,490 45	(11,155 42)
600 00	ICOS CORP	COM	86/12/31-04/12/31	10/22/2004	13,082 87	22,659 34	(9,576 47)
600 00	ICOS CORP	COM	86/12/31-04/12/31	10/25/2004	12,902 21	22,565 82	(9,663 61)
400 00	ICOS CORP	COM	86/12/31-04/12/31	10/26/2004	8,743 31	14,931 24	(6,187 93)
500 00	ICOS CORP	COM	86/12/31-04/12/31	11/1/2004	11,126 53	17,727 10	(6,600 57)
500 00	ICOS CORP	COM	86/12/31-04/12/31	11/2/2004	11,188 08	17,451 74	(6,263 66)
1,000 00	ICOS CORP	COM	86/12/31-04/12/31	11/3/2004	22,592 57	34,663 96	(12,071 39)
700 00	ICOS CORP	COM	86/12/31-04/12/31	11/4/2004	15,771 54	23,623 18	(7,851 64)
1,100 00	ICOS CORP	COM	86/12/31-04/12/31	11/5/2004	24,617 53	37,122 14	(12,504 61)
900 00	ICOS CORP	COM	86/12/31-04/12/31	11/8/2004	20,430 96	30,346 27	(9,915 31)
1,100 00	ICOS CORP	COM	86/12/31-04/12/31	11/9/2004	25,888 77	36 414 48	(10,525 71)
500 00	ICOS CORP	COM	86/12/31-04/12/31	11/10/2004	11,857 52	16,475 25	(4,617 73)
900 00	ICOS CORP	COM	86/12/31-04/12/31	11/11/2004	21,611 73	29,102 25	(7,490 52)
700 00	ICOS CORP	COM	86/12/31-04/12/31	11/12/2004	16,708 88	22,497 44	(5,788 56)
1,300 00	ICOS CORP	COM	86/12/31-04/12/31	11/23/2004	30,622 60	39,166 39	(8,543 79)
800 00	ICOS CORP	COM	86/12/31-04/12/31	11/24/2004	18,799 07	23,618 77	(4,819 70)
600 00	ICOS CORP	COM	86/12/31-04/12/31	10/27/2004	13,397 62	21,889 98	(8,492 36)
500 00	ICOS CORP	COM	86/12/31-04/12/31	10/28/2004	11,331 18	18,241 65	(6,910 47)
500 00	ICOS CORP	COM	86/12/31-04/12/31	10/29/2004	11,208 48	17,932 92	(6,724 44)
1,100 00	ICOS CORP	COM	86/12/31-04/12/31	11/26/2004	25,515 55	31,828 96	(6,313 41)
4,700 00	IMS HEALTH INC	COM	86/12/31-04/12/31	10/20/2004	97,867 68	121,396 70	(23,529 02)
8,400 00	IMS HEALTH INC	COM	86/12/31-04/12/31	12/20/2004	197,512 13	210,153 89	(12,641 76)
5,100 00	IMS HEALTH INC	COM	86/12/31-04/12/31	12/21/2004	120,816 16	123,853 89	(3,037 73)
3,400 00	IMS HEALTH INC	COM	86/12/31-04/12/31	12/22/2004	80,603 61	79,936 92	666 69
1,900 00	IMS HEALTH INC	COM	86/12/31-04/12/31	12/23/2004	44,662 06	44,364 97	297 09
900 00	IMS HEALTH INC	COM	86/12/31-04/12/31	12/27/2004	20,960 75	20,665 00	295 75
1,400 00	IMS HEALTH INC	COM	86/12/31-04/12/31	12/28/2004	32,696 37	31,829 56	866 81
1,100 00	INTERACTIVE CORP	COM	86/12/31-04/12/31	6/14/2004	32,426 25	41,904 39	(9,478 14)
1,000 00	INTERNATIONAL GAME TECHNOLOGY	COM	86/12/31-04/12/31	4/23/2004	41,998 71	34,176 00	7,822 71
3,100 00	INTERNATIONAL GAME TECHNOLOGY	COM	86/12/31-04/12/31	6/24/2004	115,447 18	103,864 63	11,582 55
1,100 00	INTERNATIONAL GAME TECHNOLOGY	COM	86/12/31-04/12/31	7/2/2004	42,446 68	35,726 35	6,720 33
900 00	INTERNATIONAL GAME TECHNOLOGY	COM	86/12/31-04/12/31	7/6/2004	34,203 51	28,947 30	5,256 21
1,300 00	INTERNATIONAL GAME TECHNOLOGY	COM	86/12/31-04/12/31	7/8/2004	48,397 86	41,283 20	7,114 66
2,600 00	INTERNATIONAL GAME TECHNOLOGY	COM	86/12/31-04/12/31	7/9/2004	96,911 42	81,170 20	15,741 22
1,500 00	INTERNATIONAL GAME TECHNOLOGY	COM	86/12/31-04/12/31	7/12/2004	55,592 14	46,641 31	8,950 83
1,200 00	INTERNATIONAL GAME TECHNOLOGY	COM	86/12/31-04/12/31	7/15/2004	43,382 10	37,007 28	6,374 82
1,800 00	INTERNATIONAL GAME TECHNOLOGY	COM	86/12/31-04/12/31	7/16/2004	63,359 77	55,483 56	7,876 21
2,200 00	INTERNATIONAL GAME TECHNOLOGY	COM	86/12/31-04/12/31	7/19/2004	74,509 83	67,446 12	7,063 71
1,000 00	INTERNATIONAL GAME TECHNOLOGY	COM	86/12/31-04/12/31	7/20/2004	34,068 30	30,562 60	3,505 70
900 00	INTERNATIONAL GAME TECHNOLOGY	COM	86/12/31-04/12/31	6/30/2004	34,626 23	29,262 01	5,364 22
800 00	INVITROGEN CORP	COM	86/12/31-04/12/31	9/17/2004	46,011 88	59,627 62	(13,615 74)
900 00	INVITROGEN CORP	COM	86/12/31-04/12/31	9/20/2004	51,946 04	66,439 99	(14,491 95)
1,800 00	INVITROGEN CORP	COM	86/12/31-04/12/31	9/20/2004	104,375 05	128,337 16	(23,962.11)
200 00	IRON MTN INC PA	COM	86/12/31-04/12/31	8/4/2004	6,376 15	6,074 53	301 62
100 00	IRON MTN INC PA	COM	86/12/31-04/12/31	8/17/2004	3,092 90	3,037 27	55 63
300 00	IRON MTN INC PA	COM	86/12/31-04/12/31	8/18/2004	9,309 41	9,111 80	197 61
200 00	IRON MTN INC PA	COM	86/12/31-04/12/31	8/20/2004	6,159 17	6 074 53	84 64
200 00	IRON MTN INC PA	COM	86/12/31-04/12/31	8/23/2004	6,185 57	6,014 33	171 24
800 00	IRON MTN INC PA	COM	86/12/31-04/12/31	8/26/2004	24,797 25	23,712 89	1,084 36
200 00	IRON MTN INC PA	COM	86/12/31-04/12/31	9/1/2004	6,192 17	5,872 39	319 78
1,100 00	IRON MTN INC PA	COM	86/12/31-04/12/31	9/3/2004	34,043 10	32,291 16	1,751 94
2,400 00	IRON MTN INC PA	COM	86/12/31-04/12/31	9/14/2004	79,246 38	68,669 37	10,577 01
400 00	IRON MTN INC PA	COM	86/12/31-04/12/31	9/15/2004	13,415 76	11,227 61	2,188 15
400 00	IRON MTN INC PA	COM	86/12/31-04/12/31	9/16/2004	13,417 08	11,068 88	2,348 20
800 00	IRON MTN INC PA	COM	86/12/31-04/12/31	9/17/2004	26,519 69	22,048 37	4,471 32
2,500 00	IRON MTN INC PA	COM	86/12/31-04/12/31	10/4/2004	84,789 76	68,011 98	16,777 78
2,200 00	IRON MTN INC PA	COM	86/12/31-04/12/31	10/5/2004	74,688 24	57,110 64	17,577 60
1,700 00	IRON MTN INC PA	COM	86/12/31-04/12/31	11/18/2004	54,275 81	42,560 63	11,715 18
3,400 00	IRON MTN INC PA	COM	86/12/31-04/12/31	12/13/2004	101,572 61	84,232 73	17,339 88
1,700 00	IRON MTN INC PA	COM	86/12/31-04/12/31	12/14/2004	51,151 80	42,012 59	9,139 21
900 00	IRON MTN INC PA	COM	86/12/31-04/12/31	12/17/2004	26,954 36	22,082 69	4,871 67
200 00	IRON MTN INC PA	COM	86/12/31-04/12/31	8/27/2004	6,195 85	5,872 39	323 46
200 00	IRON MTN INC PA	COM	86/12/31-04/12/31	8/30/2004	6,199 21	5,872 39	326 82
100 00	IRON MTN INC PA	COM	86/12/31-04/12/31	8/31/2004	3,091 23	2,936 19	155 04
1,700 00	IRON MTN INC PA	COM	86/12/31-04/12/31	10/28/2004	54,408 41	43,070 30	11,338 11
1,100 00	IVAX CORP		86/12/31-04/12/31	8/25/2004	22,077 47	21,944 74	132 73
400 00	IVAX CORP		86/12/31-04/12/31	8/26/2004	7,978 61	7,920 42	58 19
1,100 00	IVAX CORP		86/12/31-04/12/31	9/3/2004	21,979 79	20,510 08	1,469 71

THE ROCKEFELLER FOUNDATION
EMPLOYEE ID NO 13-1659629
GAIN AND LOSSES FOR TAX ON INVESTMENT INCOME
FORM 990 PF 2004, PART IV

Shares/Par Value	Security Name	Security Description	Date Bought	Date Sold	Proceeds	Cost	Realized
1,000 00	IVAX CORP		86/12/31-04/12/31	9/7/2004	19,937 33	18,429 02	1,508 31
6,400 00	IVAX CORP		86/12/31-04/12/31	11/1/2004	96,087 98	103,793 31	(7,705 33)
2,400 00	IVAX CORP		86/12/31-04/12/31	11/4/2004	32,213 24	37,610 14	(5,396 90)
3,000 00	IVAX CORP		86/12/31-04/12/31	11/5/2004	42,170 31	46,784 10	(4,613 79)
2,500 00	IVAX CORP		86/12/31-04/12/31	11/9/2004	36,600 14	38,831 59	(2,231 45)
1,700 00	IVAX CORP		86/12/31-04/12/31	11/10/2004	25,147 67	26,124 50	(976 83)
2,500 00	IVAX CORP		86/12/31-04/12/31	11/12/2004	36,975 13	37,955 29	(980 16)
3,400 00	IVAX CORP		86/12/31-04/12/31	11/16/2004	51,047 76	51,247 42	(199 66)
3,400 00	IVAX CORP		86/12/31-04/12/31	11/17/2004	50,653 71	47,715 33	2,938 38
2,200 00	IVAX CORP		86/12/31-04/12/31	11/18/2004	32,183 48	30,190 86	1,992 62
3,900 00	IVAX CORP		86/12/31-04/12/31	11/19/2004	57,126 63	52,929 90	4,196 73
1,500 00	JABIL CIRCUIT INC	COM	86/12/31-04/12/31	11/4/2004	37,390 22	48,091 68	(10,701 46)
1,600 00	JABIL CIRCUIT INC	COM	86/12/31-04/12/31	11/10/2004	40,288 97	50,211 20	(9,922 23)
500 00	JETBLUE AWYS CORP	COM	86/12/31-04/12/31	10/1/2004	10,810 44	13,637 55	(2,827 11)
700 00	JETBLUE AWYS CORP	COM	86/12/31-04/12/31	10/4/2004	15,155 55	19,002 27	(3,846 72)
700 00	JETBLUE AWYS CORP	COM	86/12/31-04/12/31	10/5/2004	14,836 85	18,776 52	(3,939 67)
1,100 00	JETBLUE AWYS CORP	COM	86/12/31-04/12/31	10/7/2004	23,087 79	29,151 09	(6,063 30)
1,300 00	JETBLUE AWYS CORP	COM	86/12/31-04/12/31	10/8/2004	26,949 92	33,835 19	(6,885 27)
1,100 00	JETBLUE AWYS CORP	COM	86/12/31-04/12/31	10/14/2004	23,805 53	28,433 13	(4,627 60)
2,900 00	JETBLUE AWYS CORP	COM	86/12/31-04/12/31	10/25/2004	59,894 32	74,960 07	(15,065 75)
4,600 00	JETBLUE AWYS CORP	COM	86/12/31-04/12/31	10/26/2004	95,297 80	117,749 34	(22,451 54)
900 00	JETBLUE AWYS CORP	COM	86/12/31-04/12/31	11/1/2004	20,208 39	22,125 42	(1,917 03)
800 00	JETBLUE AWYS CORP	COM	86/12/31-04/12/31	11/2/2004	18,751 80	19,522 85	(771 05)
1,700 00	JETBLUE AWYS CORP	COM	86/12/31-04/12/31	11/4/2004	39,392 83	40,571 55	(1,178 72)
1,100 00	JETBLUE AWYS CORP	COM	86/12/31-04/12/31	11/9/2004	25,962 36	26,061 31	(98 95)
1,300 00	JETBLUE AWYS CORP	COM	86/12/31-04/12/31	11/10/2004	29,630 20	30,754 49	(1,124 29)
2,200 00	JETBLUE AWYS CORP	COM	86/12/31-04/12/31	11/11/2004	50,393 55	51,073 57	(680 02)
800 00	JETBLUE AWYS CORP	COM	86/12/31-04/12/31	8/27/2004	19,511 30	22,187 68	(2,676 38)
100 00	JETBLUE AWYS CORP	COM	86/12/31-04/12/31	8/30/2004	2,448 96	2,773 46	(324 50)
2,200 00	JETBLUE AWYS CORP	COM	86/12/31-04/12/31	9/28/2004	45,582 05	60,322 86	(14,740 81)
1,000 00	JETBLUE AWYS CORP	COM	86/12/31-04/12/31	9/29/2004	21,278 40	27,311 29	(6,032 89)
100 00	JETBLUE AWYS CORP	COM	86/12/31-04/12/31	9/30/2004	2,085 79	2,727 51	(641 72)
1,700 00	JETBLUE AWYS CORP	COM	86/12/31-04/12/31	10/27/2004	35,313 61	42,826 02	(7,512 41)
1,900 00	JETBLUE AWYS CORP	COM	86/12/31-04/12/31	10/28/2004	42,393 32	47,281 03	(4,887 71)
300 00	JETBLUE AWYS CORP	COM	86/12/31-04/12/31	10/29/2004	6,782 27	7,388 83	(606 56)
1,700 00	JONES APPAREL GROUP INC	COM	86/12/31-04/12/31	9/9/2004	58,897 33	65,661 67	(6,764 34)
700 00	JONES APPAREL GROUP INC	COM	86/12/31-04/12/31	9/16/2004	24,750 02	26,883 20	(2,113 18)
700 00	JONES APPAREL GROUP INC	COM	86/12/31-04/12/31	9/17/2004	24,702 35	26,843 28	(2,140 93)
1,300 00	JONES APPAREL GROUP INC	COM	86/12/31-04/12/31	9/22/2004	45,474 23	48,645 80	(3,171 57)
1,000 00	JONES APPAREL GROUP INC	COM	86/12/31-04/12/31	9/23/2004	34,979 88	36,700 22	(1,720 34)
1,700 00	JONES APPAREL GROUP INC	COM	86/12/31-04/12/31	9/24/2004	59,889 59	61,691 90	(1,802 31)
4,200 00	JONES APPAREL GROUP INC	COM	86/12/31-04/12/31	10/13/2004	141,432 94	146,015 48	(4,582 54)
800 00	JONES APPAREL GROUP INC	COM	86/12/31-04/12/31	10/25/2004	27,222 16	27,574 24	(352 08)
900 00	JONES APPAREL GROUP INC	COM	86/12/31-04/12/31	11/1/2004	31,798 77	30,932 42	866 35
1,000 00	JONES APPAREL GROUP INC	COM	86/12/31-04/12/31	11/2/2004	35,333 37	34,362 90	970 47
1,200 00	JONES APPAREL GROUP INC	COM	86/12/31-04/12/31	11/3/2004	41,878 53	41,220 09	658 44
900 00	JONES APPAREL GROUP INC	COM	86/12/31-04/12/31	11/9/2004	32,330 48	30,900 66	1,429 82
200 00	JONES APPAREL GROUP INC	COM	86/12/31-04/12/31	11/11/2004	7,072 73	6,863 88	208 85
800 00	JONES APPAREL GROUP INC	COM	86/12/31-04/12/31	11/17/2004	27,911 90	27,399 10	512 80
2,200 00	JONES APPAREL GROUP INC	COM	86/12/31-04/12/31	11/18/2004	77,900 17	75,020 91	2,879 26
2,100 00	JONES APPAREL GROUP INC	COM	86/12/31-04/12/31	11/19/2004	73,750 48	71,125 80	2,624 68
500 00	JONES APPAREL GROUP INC	COM	86/12/31-04/12/31	11/22/2004	17,503 18	16,393 65	1,109 53
1,700 00	JONES APPAREL GROUP INC	COM	86/12/31-04/12/31	9/28/2004	59,791 84	59,938 14	(146 30)
700 00	JONES APPAREL GROUP INC	COM	86/12/31-04/12/31	9/30/2004	24,863 90	24,577 98	285 92
1,300 00	JONES APPAREL GROUP INC	COM	86/12/31-04/12/31	10/28/2004	45,547 94	44,758 40	789 54
1,500 00	JONES APPAREL GROUP INC	COM	86/12/31-04/12/31	10/29/2004	52,865 51	51,568 30	1,297 21
2,800 00	JUNIPER NETWORKS INC	COM	86/12/31-04/12/31	1/14/2004	63,002 92	37,315 04	25,687 88
600 00	JUNIPER NETWORKS INC	COM	86/12/31-04/12/31	2/2/2004	17,438 36	7,996 08	9,442 28
3,500 00	JUNIPER NETWORKS INC	COM	86/12/31-04/12/31	6/3/2004	70,986 03	89,709 95	(18,723 92)
3,000 00	JUNIPER NETWORKS INC	COM	86/12/31-04/12/31	9/15/2004	72,709 59	71,062 82	1,646 77
3,400 00	JUNIPER NETWORKS INC	COM	86/12/31-04/12/31	9/23/2004	84,282 66	78,349 50	5,933 16
3,100 00	JUNIPER NETWORKS INC	COM	86/12/31-04/12/31	1/29/2004	85,597 22	41,313 08	44,284 14
1,400 00	JUNIPER NETWORKS INC	COM	86/12/31-04/12/31	1/30/2004	40,113 43	18,657 52	21,455 91
700 00	JUNIPER NETWORKS INC	COM	86/12/31-04/12/31	5/27/2004	14,861 70	18,285 19	(3,423 49)
2,700 00	JUNIPER NETWORKS INC	COM	86/12/31-04/12/31	9/28/2004	62,945 51	60,220 25	2,725 26
1,000 00	JUNIPER NETWORKS INC	COM	86/12/31-04/12/31	9/29/2004	23,608 54	22,204 18	1,404 36
700 00	KLA TENCOR CORP	COM	86/12/31-04/12/31	4/21/2004	30,490 44	39,982 04	(9,491 60)
4,300 00	KLA TENCOR CORP	COM	86/12/31-04/12/31	4/22/2004	193,323 90	242,903 28	(49,579 38)
3,900 00	KLA TENCOR CORP	COM	86/12/31-04/12/31	7/1/2004	185,380 20	216,284 85	(30,904 65)
800 00	KLA TENCOR CORP	COM	86/12/31-04/12/31	7/2/2004	36,876 33	43,928 40	(7,052 07)
2,500 00	KLA TENCOR CORP	COM	86/12/31-04/12/31	7/14/2004	99,839 91	133,986 75	(34,146 84)
1,600 00	KLA TENCOR CORP	COM	86/12/31-04/12/31	7/23/2004	62,219 02	81,837 63	(19,618 61)
1,800 00	KLA TENCOR CORP	COM	86/12/31-04/12/31	7/26/2004	69,798 94	85,335 48	(15,536 54)
1,200 00	KLA TENCOR CORP	COM	86/12/31-04/12/31	7/27/2004	45,825 96	56,890 32	(11,064 36)
1,600 00	KLA TENCOR CORP	COM	86/12/31-04/12/31	8/2/2004	65,066 79	75,853 76	(10,786 97)
4,200 00	KLA TENCOR CORP	COM	86/12/31-04/12/31	8/11/2004	153,351 00	199,116 12	(45,765 12)
2,600 00	KLA TENCOR CORP	COM	86/12/31-04/12/31	8/12/2004	93,245 77	123,223 81	(29,978 04)
2,800 00	KLA TENCOR CORP	COM	86/12/31-04/12/31	8/13/2004	99,068 39	128,684 83	(29,616 44)
1,100 00	KINETIC CONCEPTS INC	COM NEW	86/12/31-04/12/31	2/24/2004	43,970 34	33,000 00	10,970 34
4,100 00	KOHLS CORP	COM	86/12/31-04/12/31	11/4/2004	205,271 12	217,530 91	(12,259 79)
1,500 00	KOHLS CORP	COM	86/12/31-04/12/31	12/3/2004	71,536 62	78,125 08	(6,588 46)
400 00	KOHLS CORP	COM	86/12/31-04/12/31	12/6/2004	19,171 83	20,668 04	(1,496 21)
2,500 00	LAM RESH CORP	COM	86/12/31-04/12/31	11/4/2004	63,322 01	67,833 05	(4,511 04)
400 00	LAMAR ADVERTISING CO	CL A	86/12/31-04/12/31	1/15/2004	15,742 98	14,598 72	1,144 26
500 00	LAMAR ADVERTISING CO	CL A	86/12/31-04/12/31	1/21/2004	19,056 70	18,248 40	808 30

THE ROCKEFELLER FOUNDATION
EMPLOYEE ID NO 13-1659629
GAIN AND LOSSES FOR TAX ON INVESTMENT INCOME
FORM 990 PF 2004, PART IV

Shares/Par Value	Security Name	Security Description	Date Bought	Date Sold	Proceeds	Cost	Realized
300 00	LAMAR ADVERTISING CO	CL A	86/12/31-04/12/31	1/22/2004	11,366 31	10,949 04	417 27
200 00	LAMAR ADVERTISING CO	CL A	86/12/31-04/12/31	9/3/2004	8,684 61	8,730 10	(45 49)
200 00	LAMAR ADVERTISING CO	CL A	86/12/31-04/12/31	9/7/2004	8,664 93	8,730 10	(65 17)
1,500 00	LAMAR ADVERTISING CO	CL A	86/12/31-04/12/31	9/23/2004	62,623 53	63,330 96	(707 43)
400 00	LAMAR ADVERTISING CO	CL A	86/12/31-04/12/31	1/28/2004	15,013 65	14,598 72	414 93
400 00	LAUDER ESTEE COS INC	CL A	86/12/31-04/12/31	2/2/2004	16,319 83	13,824 96	2,494 87
2,300 00	LAUDER ESTEE COS INC	CL A	86/12/31-04/12/31	5/4/2004	106,112 38	79,493 52	26,618 86
400 00	LAUDER ESTEE COS INC	CL A	86/12/31-04/12/31	5/5/2004	18,805 35	13,824 96	4,980 39
1,000 00	LAUDER ESTEE COS INC	CL A	86/12/31-04/12/31	5/6/2004	46,663 70	34,562 40	12,101 30
1,700 00	LAUDER ESTEE COS INC	CL A	86/12/31-04/12/31	5/7/2004	79,199 27	58,756 08	20,443 19
2,600 00	LAUDER ESTEE COS INC	CL A	86/12/31-04/12/31	8/17/2004	104,163 95	89,862 24	14,301 71
4,300 00	LAUDER ESTEE COS INC	CL A	86/12/31-04/12/31	9/9/2004	191,346 37	148,618 32	42,728 05
900 00	LAUDER ESTEE COS INC	CL A	86/12/31-04/12/31	9/10/2004	39 964 10	31,106 16	8,857 94
1,300 00	LAUDER ESTEE COS INC	CL A	86/12/31-04/12/31	9/13/2004	57,435 25	44,931 12	12 504 13
1,300 00	LAUDER ESTEE COS INC	CL A	86/12/31-04/12/31	9/14/2004	57,197 10	44,931 12	12,265 98
400 00	LAUDER ESTEE COS INC	CL A	86/12/31-04/12/31	9/16/2004	17,512 42	13,824 96	3,687 46
900 00	LAUDER ESTEE COS INC	CL A	86/12/31-04/12/31	9/17/2004	39,563 16	31,106 16	8,457 00
1,700 00	LAUDER ESTEE COS INC	CL A	86/12/31-04/12/31	9/20/2004	72,452 30	57,987 47	14,464 83
2,000 00	LAUDER ESTEE COS INC	CL A	86/12/31-04/12/31	1/30/2004	81,775 96	69,124 80	12,651 16
16,900 00	LEAPFROG ENTERPRISES INC	COM	86/12/31-04/12/31	3/11/2004	323,130 57	467,993 20	(144,862 63)
400 00	LEXMARK INTL INC	CL A	86/12/31-04/12/31	11/17/2004	33,723 25	35,252 08	(1,528 83)
600 00	LEXMARK INTL INC	CL A	86/12/31-04/12/31	11/18/2004	51,193 02	52,830 53	(1,637 51)
600 00	LEXMARK INTL INC	CL A	86/12/31-04/12/31	11/19/2004	51,027 42	52,504 92	(1,477 50)
400 00	LEXMARK INTL INC	CL A	86/12/31-04/12/31	11/23/2004	33,962 92	34,733 82	(770 90)
700 00	LEXMARK INTL INC	CL A	86/12/31-04/12/31	11/29/2004	59,647 84	60,695 18	(1,047 34)
100 00	LEXMARK INTL INC	CL A	86/12/31-04/12/31	12/29/2004	8,557 11	8,601 10	(43 99)
1,800 00	LINEAR TECHNOLOGY CORP	COM	86/12/31-04/12/31	1/5/2004	77,243 38	60,312 06	16,931 32
1,100 00	LINEAR TECHNOLOGY CORP	COM	86/12/31-04/12/31	1/6/2004	47,713 56	36,857 37	10,856 19
1,800 00	LINEAR TECHNOLOGY CORP	COM	86/12/31-04/12/31	1/7/2004	77,842 39	59,837 20	18,005 19
2,500 00	LINENS N THINGS INC	COM	86/12/31-04/12/31	9/23/2004	62,226 79	86,351 55	(24,124 76)
1,100 00	LINENS N THINGS INC	COM	86/12/31-04/12/31	9/24/2004	26,893 16	37,093 74	(10,200 58)
300 00	LINENS N THINGS INC	COM	86/12/31-04/12/31	9/27/2004	6,976 75	10,085 77	(3,109 02)
400 00	LINENS N THINGS INC	COM	86/12/31-04/12/31	10/5/2004	9,666 57	13,413 40	(3,746 83)
400 00	LINENS N THINGS INC	COM	86/12/31-04/12/31	10/6/2004	9,645 25	13,399 40	(3,754 15)
700 00	LINENS N THINGS INC	COM	86/12/31-04/12/31	10/7/2004	16,587 65	23,440 55	(6,852 90)
500 00	LINENS N THINGS INC	COM	86/12/31-04/12/31	10/8/2004	11,567 82	16,697 25	(5,129 43)
800 00	LINENS N THINGS INC	COM	86/12/31-04/12/31	10/12/2004	18,713 64	26,587 98	(7,874 34)
1,900 00	LINENS N THINGS INC	COM	86/12/31-04/12/31	10/13/2004	44,555 09	63,061 87	(18,506 78)
1,100 00	LINENS N THINGS INC	COM	86/12/31-04/12/31	10/14/2004	24,047 41	36,264 03	(12,216 62)
500 00	LINENS N THINGS INC	COM	86/12/31-04/12/31	10/21/2004	11,490 18	16,470 35	(4,980 17)
500 00	LINENS N THINGS INC	COM	86/12/31-04/12/31	10/25/2004	11,533 17	16,421 66	(4,888 49)
700 00	LINENS N THINGS INC	COM	86/12/31-04/12/31	11/1/2004	17,011 63	21,893 10	(4,881 47)
300 00	LINENS N THINGS INC	COM	86/12/31-04/12/31	11/2/2004	7,326 33	9,054 08	(1,727 75)
500 00	LINENS N THINGS INC	COM	86/12/31-04/12/31	11/3/2004	12,216 21	14,851 13	(2,634 92)
1,500 00	LINENS N THINGS INC	COM	86/12/31-04/12/31	11/4/2004	36,548 29	41,421 72	(4,873 43)
900 00	LINENS N THINGS INC	COM	86/12/31-04/12/31	11/5/2004	22,460 05	23,719 23	(1,259 18)
900 00	LINENS N THINGS INC	COM	86/12/31-04/12/31	11/8/2004	22,387 78	23,208 48	(820 70)
800 00	LINENS N THINGS INC	COM	86/12/31-04/12/31	10/28/2004	19,310 66	26,162 28	(6,851 62)
900 00	LINENS N THINGS INC	COM	86/12/31-04/12/31	10/29/2004	21,539 91	28,990 47	(7,450 56)
2,300 00	MGIC INVT CORP WIS	COM	86/12/31-04/12/31	5/10/2004	164,774 58	137,426 35	27,348 23
500 00	MGIC INVT CORP WIS	COM	86/12/31-04/12/31	5/11/2004	36,025 05	25,041 45	10,983 60
200 00	MGIC INVT CORP WIS	COM	86/12/31-04/12/31	5/13/2004	14,301 36	10,016 58	4,284 78
1,100 00	MGIC INVT CORP WIS	COM	86/12/31-04/12/31	5/25/2004	76,408 28	55,091 19	21,317 09
400 00	MGIC INVT CORP WIS	COM	86/12/31-04/12/31	12/3/2004	26,843 77	28,852 68	(2,008 91)
100 00	MGIC INVT CORP WIS	COM	86/12/31-04/12/31	12/8/2004	6,689 51	7,213 17	(523 66)
400 00	MGIC INVT CORP WIS	COM	86/12/31-04/12/31	12/10/2004	26,771 89	28,852 68	(2,080 79)
800 00	MGIC INVT CORP WIS	COM	86/12/31-04/12/31	12/13/2004	53,670 90	56,780 82	(3,109 92)
800 00	MGIC INVT CORP WIS	COM	86/12/31-04/12/31	12/14/2004	53,905 13	54,968 98	(1,063 85)
400 00	MGIC INVT CORP WIS	COM	86/12/31-04/12/31	12/15/2004	26,872 01	21,873 90	4,998 11
700 00	MGIC INVT CORP WIS	COM	86/12/31-04/12/31	12/16/2004	47,099 30	35,058 03	12,041 27
200 00	MACROMEDIA INC	COM	86/12/31-04/12/31	6/1/2004	5,196 75	4,515 08	681 67
400 00	MACROMEDIA INC	COM	86/12/31-04/12/31	6/3/2004	9,772 81	9,030 16	742 65
1,500 00	MACROMEDIA INC	COM	86/12/31-04/12/31	10/4/2004	32,566 93	30,847 72	1,719 21
3,000 00	MACROMEDIA INC	COM	86/12/31-04/12/31	10/6/2004	67,883 01	59,988 48	7,894 53
400 00	MACROMEDIA INC	COM	86/12/31-04/12/31	10/7/2004	9,073 42	7,987 16	1,086 26
1,100 00	MACROMEDIA INC	COM	86/12/31-04/12/31	10/27/2004	29,653 32	21,951 76	7,701 56
700 00	MACROMEDIA INC	COM	86/12/31-04/12/31	10/28/2004	18,997 69	13,887 02	5,110 67
2,700 00	MATTEL INC	COM	86/12/31-04/12/31	1/9/2004	51,274 10	56,255 85	(4,981 75)
1,300 00	MATTEL INC	COM	86/12/31-04/12/31	1/14/2004	24,940 10	27,086 15	(2,146 05)
900 00	MATTEL INC	COM	86/12/31-04/12/31	1/15/2004	17,426 60	18,751 95	(1,325 35)
1,600 00	MATTEL INC	COM	86/12/31-04/12/31	1/16/2004	30,737 43	33,336 80	(2,599 37)
2,300 00	MATTEL INC	COM	86/12/31-04/12/31	1/22/2004	43,052 36	47,921 65	(4,869 29)
4,500 00	MATTEL INC	COM	86/12/31-04/12/31	1/23/2004	83,755 46	93,759 75	(10,004 29)
2,700 00	MATTEL INC	COM	86/12/31-04/12/31	1/27/2004	51,051 63	56,255 85	(5,204 22)
5,500 00	MATTEL INC	COM	86/12/31-04/12/31	2/2/2004	103,716 88	110,777 18	(7,060 30)
4,600 00	MATTEL INC	COM	86/12/31-04/12/31	2/3/2004	89,258 35	91,138 59	(1,880 24)
4,600 00	MATTEL INC	COM	86/12/31-04/12/31	2/4/2004	87,010 89	89,448 99	(2,438 10)
3,200 00	MATTEL INC	COM	86/12/31-04/12/31	1/28/2004	59,640 40	66,673 60	(7,033 20)
3,700 00	MATTEL INC	COM	86/12/31-04/12/31	1/29/2004	69,425 76	77,091 35	(7,665 59)
2,300 00	MATTEL INC	COM	86/12/31-04/12/31	1/30/2004	43,393 21	47,620 50	(4,227 29)
2,800 00	MILLENNIUM PHARMACEUTICALS	COM	86/12/31-04/12/31	9/13/2004	36,117 75	47,899 60	(11,781 85)
2,400 00	MILLENNIUM PHARMACEUTICALS	COM	86/12/31-04/12/31	9/14/2004	31,790 61	40,997 07	(9,206 46)
1,200 00	MILLENNIUM PHARMACEUTICALS	COM	86/12/31-04/12/31	9/15/2004	15,768 71	19,954 39	(4,185 68)
900 00	MILLENNIUM PHARMACEUTICALS	COM	86/12/31-04/12/31	9/16/2004	12,050 44	14,786 28	(2,735 84)
2,600 00	MILLENNIUM PHARMACEUTICALS	COM	86/12/31-04/12/31	9/17/2004	35,510 22	41,356 01	(5,845 79)

THE ROCKEFELLER FOUNDATION
EMPLOYEE ID NO 13-1659629
GAIN AND LOSSES FOR TAX ON INVESTMENT INCOME
FORM 990 PF 2004, PART IV

Shares/Par Value	Security Name	Security Description	Date Bought	Date Sold	Proceeds	Cost	Realized
2,000 00	MILLENNIUM PHARMACEUTICALS	COM	86/12/31-04/12/31	9/20/2004	27,704 75	30,981 54	(3,276 79)
2,200 00	MILLENNIUM PHARMACEUTICALS	COM	86/12/31-04/12/31	4/29/2004	35,673 92	40,479 35	(4,805 43)
2,400 00	MILLENNIUM PHARMACEUTICALS	COM	86/12/31-04/12/31	4/30/2004	36,337 54	41,533 31	(5,195 77)
500 00	MOLEX INC	COM	86/12/31-04/12/31	4/12/2004	16,237 26	15,246 96	990 30
700 00	MOLEX INC	COM	86/12/31-04/12/31	4/13/2004	22,237 91	20,927 91	1,310 00
1,100 00	MOLEX INC	COM	86/12/31-04/12/31	4/15/2004	33,518 85	32,578 29	940 56
3,800 00	MOLEX INC	COM	86/12/31-04/12/31	4/16/2004	117,304 77	110,334 82	6,969 95
1,000 00	MOLEX INC	COM	86/12/31-04/12/31	4/19/2004	31,415 78	28,795 40	2,620 38
1,300 00	MOLEX INC	COM	86/12/31-04/12/31	4/20/2004	41,425 48	37,434 02	3,991 46
1,500 00	MOLEX INC	COM	86/12/31-04/12/31	4/21/2004	48,357 36	43,193 10	5,164 26
1,300 00	MOLEX INC	COM	86/12/31-04/12/31	4/22/2004	42,033 99	37,434 02	4,599 97
800 00	MOLEX INC	COM	86/12/31-04/12/31	10/7/2004	24,702 06	24,024 46	677 60
700 00	MOLEX INC	COM	86/12/31-04/12/31	10/8/2004	21,017 63	20,614 23	403 40
2,100 00	MYLAN LABS INC	COM	86/12/31-04/12/31	4/15/2004	48,731 87	52,954 50	(4,222 63)
1,700 00	MYLAN LABS INC	COM	86/12/31-04/12/31	4/16/2004	38,864 83	42,644 55	(3,779 72)
2,100 00	MYLAN LABS INC	COM	86/12/31-04/12/31	4/19/2004	48,002 77	52,337 95	(4,335 18)
700 00	MYLAN LABS INC	COM	86/12/31-04/12/31	4/20/2004	16,656 17	17,346 75	(690 58)
1,900 00	MYLAN LABS INC	COM	86/12/31-04/12/31	4/21/2004	45,258 83	45,368 31	(109 48)
5,400 00	MYLAN LABS INC	COM	86/12/31-04/12/31	4/22/2004	130,227 66	121,026 24	9,201 42
1,800 00	MYLAN LABS INC	COM	86/12/31-04/12/31	6/23/2004	35,909 15	40,730 55	(4,821 40)
3,700 00	MYLAN LABS INC	COM	86/12/31-04/12/31	9/3/2004	64,927 18	82,961 31	(18,034 13)
3,850 00	MYLAN LABS INC	COM	86/12/31-04/12/31	9/7/2004	68,067 17	86,287 23	(18,220 06)
4,300 00	MYLAN LABS INC	COM	86/12/31-04/12/31	10/6/2004	76,672 79	96,372 75	(19,699 96)
6,400 00	MYLAN LABS INC	COM	86/12/31-04/12/31	10/7/2004	111,406 02	143,438 50	(32,032 48)
2,100 00	MYLAN LABS INC	COM	86/12/31-04/12/31	10/8/2004	36,304 78	47,065 76	(10,760 98)
500 00	MYLAN LABS INC	COM	86/12/31-04/12/31	10/11/2004	8,734 79	11,206 13	(2,471 34)
2,100 00	MYLAN LABS INC	COM	86/12/31-04/12/31	10/12/2004	36,353 71	47,065 76	(10,712 05)
3,200 00	MYLAN LABS INC	COM	86/12/31-04/12/31	10/13/2004	56,758 98	71,719 25	(14,960 27)
3,200 00	MYLAN LABS INC	COM	86/12/31-04/12/31	11/4/2004	52,281 97	71,719 25	(19,437 28)
3,400 00	MYLAN LABS INC	COM	86/12/31-04/12/31	11/5/2004	56,338 37	74,773 82	(18,435 45)
1,400 00	MYLAN LABS INC	COM	86/12/31-04/12/31	11/9/2004	23,649 50	30,112 44	(6,462 94)
3,100 00	MYLAN LABS INC	COM	86/12/31-04/12/31	11/17/2004	53,259 85	61,101 93	(7,842 08)
4,300 00	MYLAN LABS INC	COM	86/12/31-04/12/31	11/19/2004	79,937 70	80,629 19	(691 49)
1,700 00	MYLAN LABS INC	COM	86/12/31-04/12/31	10/28/2004	29,327 20	38,100 86	(8,773 66)
2,400 00	NETSCREEN TECHNOLOGIES INS	COM	86/12/31-04/12/31	2/9/2004	86,682 01	68,476 20	18,205 81
1,300 00	NETSCREEN TECHNOLOGIES INS	COM	86/12/31-04/12/31	2/10/2004	48,978 58	35,362 70	13,615 88
4,300 00	NETSCREEN TECHNOLOGIES INS	COM	86/12/31-04/12/31	2/11/2004	160,062 14	114,845 15	45,216 99
1,600 00	NETSCREEN TECHNOLOGIES INS	COM	86/12/31-04/12/31	2/12/2004	59,537 38	42,235 60	17,301 76
1,400 00	NETSCREEN TECHNOLOGIES INS	COM	86/12/31-04/12/31	3/1/2004	49,545 04	35,782 14	13,762 90
1,100 00	NETSCREEN TECHNOLOGIES INS	COM	86/12/31-04/12/31	3/2/2004	39,534 54	26,721 13	12,813 41
1,400 00	NETSCREEN TECHNOLOGIES INS	COM	86/12/31-04/12/31	3/3/2004	48,768 35	33,538 95	15,229 40
2,900 00	NETSCREEN TECHNOLOGIES INS	COM	86/12/31-04/12/31	3/4/2004	100,922 72	69,049 98	31,872 74
2,100 00	NETSCREEN TECHNOLOGIES INS	COM	86/12/31-04/12/31	2/27/2004	74,149 99	54,983 28	19,166 71
2,000 00	NETWORK APPLIANCE INC	COM	86/12/31-04/12/31	1/14/2004	46,279 82	36,903 29	9,376 53
1,100 00	NETWORK APPLIANCE INC	COM	86/12/31-04/12/31	1/15/2004	25,058 36	18,092 25	6,966 11
1,500 00	NETWORK APPLIANCE INC	COM	86/12/31-04/12/31	2/3/2004	31,206 78	24,671 25	6,535 53
1,700 00	NETWORK APPLIANCE INC	COM	86/12/31-04/12/31	2/4/2004	35,407 47	27,960 75	7,448 72
900 00	NETWORK APPLIANCE INC	COM	86/12/31-04/12/31	2/6/2004	19,697 82	14,802 75	4,895 07
1,400 00	NETWORK APPLIANCE INC	COM	86/12/31-04/12/31	2/9/2004	31,360 90	23,026 50	8,334 40
2,200 00	NETWORK APPLIANCE INC	COM	86/12/31-04/12/31	2/10/2004	48,531 04	36,184 50	12,346 54
5,100 00	NETWORK APPLIANCE INC	COM	86/12/31-04/12/31	2/17/2004	110,822 90	83,882 25	26,940 65
1,300 00	NETWORK APPLIANCE INC	COM	86/12/31-04/12/31	2/18/2004	30,921 25	21,381 75	9,539 50
1,800 00	NETWORK APPLIANCE INC	COM	86/12/31-04/12/31	2/20/2004	39,469 80	29,605 50	9,864 30
3,700 00	NETWORK APPLIANCE INC	COM	86/12/31-04/12/31	2/23/2004	80,212 49	60,855 75	19,356 74
2,800 00	NETWORK APPLIANCE INC	COM	86/12/31-04/12/31	2/24/2004	61,278 40	46,053 00	15,225 40
2,300 00	NETWORK APPLIANCE INC	COM	86/12/31-04/12/31	12/1/2004	72,469 69	46,744 92	25,724 77
1,500 00	NETWORK APPLIANCE INC	COM	86/12/31-04/12/31	12/2/2004	50,697 16	29,013 75	21,683 41
800 00	NETWORK APPLIANCE INC	COM	86/12/31-04/12/31	12/15/2004	27,455 19	15,474 00	11,981 19
4,400 00	NETWORK APPLIANCE INC	COM	86/12/31-04/12/31	2/25/2004	95,863 89	72,369 00	23,494 89
2,300 00	NETWORK APPLIANCE INC	COM	86/12/31-04/12/31	2/26/2004	50,126 77	36,905 85	13,220 92
1,700 00	NETWORK APPLIANCE INC	COM	86/12/31-04/12/31	11/30/2004	51,086 69	42,584 67	8,502 02
1,400 00	NETWORK APPLIANCE INC	COM	86/12/31-04/12/31	12/29/2004	45,709 90	26,740 15	18,969 75
400 00	NETWORK APPLIANCE INC	COM	86/12/31-04/12/31	12/31/2004	13,249 88	7,585 64	5,664 24
800 00	NEW YORK TIMES CO	CL A	86/12/31-04/12/31	1/9/2004	38,439 23	36,522 24	1,916 99
400 00	NEW YORK TIMES CO	CL A	86/12/31-04/12/31	1/12/2004	18,797 79	18,261 12	536 67
1,800 00	NEW YORK TIMES CO	CL A	86/12/31-04/12/31	1/13/2004	84,972 03	82,175 04	2,796 99
1,000 00	NEW YORK TIMES CO	CL A	86/12/31-04/12/31	1/14/2004	47,576 57	45,652 80	1,923 77
700 00	NEW YORK TIMES CO	CL A	86/12/31-04/12/31	1/15/2004	33,190 55	31,956 96	1,233 59
500 00	NEW YORK TIMES CO	CL A	86/12/31-04/12/31	1/16/2004	24,015 07	22,826 40	1,188 67
700 00	NEW YORK TIMES CO	CL A	86/12/31-04/12/31	1/20/2004	33,370 02	31,956 96	1,413 06
300 00	NEW YORK TIMES CO	CL A	86/12/31-04/12/31	1/22/2004	14,136 56	13,695 84	440 72
200 00	NEW YORK TIMES CO	CL A	86/12/31-04/12/31	1/23/2004	9,398 45	9,130 56	267 89
700 00	NEW YORK TIMES CO	CL A	86/12/31-04/12/31	1/27/2004	33,337 05	31,956 96	1,380 09
400 00	NEW YORK TIMES CO	CL A	86/12/31-04/12/31	2/13/2004	19,142 66	18,261 12	881 54
1,800 00	NEW YORK TIMES CO	CL A	86/12/31-04/12/31	2/17/2004	86,755 93	82,175 04	4,580 89
400 00	NEW YORK TIMES CO	CL A	86/12/31-04/12/31	2/18/2004	19,179 10	18,261 12	917 98
500 00	NEW YORK TIMES CO	CL A	86/12/31-04/12/31	2/19/2004	24,057 82	22,826 40	1,231 42
200 00	NEW YORK TIMES CO	CL A	86/12/31-04/12/31	2/23/2004	9,361 63	9,130 56	231 07
1,300 00	NEW YORK TIMES CO	CL A	86/12/31-04/12/31	3/2/2004	59,989 01	59,348 64	640 37
1,100 00	NEW YORK TIMES CO	CL A	86/12/31-04/12/31	3/3/2004	50,600 55	50,218 08	382 47
1,500 00	NEW YORK TIMES CO	CL A	86/12/31-04/12/31	3/4/2004	69,056 70	68,479 20	577 50
2,300 00	NEW YORK TIMES CO	CL A	86/12/31-04/12/31	3/5/2004	105,929 49	105,001 44	928 05
1,600 00	NEW YORK TIMES CO	CL A	86/12/31-04/12/31	3/8/2004	73,336 65	71,316 62	2,020 03
20,000 00	NORTEL NETWORKS CORP	COM	86/12/31-04/12/31	1/8/2004	120,554 32	90,400 42	30,153 90
6,800 00	NORTEL NETWORKS CORP	COM	86/12/31-04/12/31	1/13/2004	43,949 73	28,961 03	14,988 70

THE ROCKEFELLER FOUNDATION
EMPLOYEE ID NO 13-1659629
GAIN AND LOSSES FOR TAX ON INVESTMENT INCOME
FORM 990 PF 2004, PART IV

Shares/Par Value	Security Name	Security Description	Date Bought	Date Sold	Proceeds	Cost	Realized
6,600 00	NORTEL NETWORKS CORP	COM	86/12/31-04/12/31	1/14/2004	41,738 41	27,889 02	13,849 39
12,500 00	NORTEL NETWORKS CORP	COM	86/12/31-04/12/31	1/15/2004	78,331 32	52,770 00	25,561 32
10,900 00	NORTEL NETWORKS CORP	COM	86/12/31-04/12/31	1/21/2004	73,380 81	45,915 75	27,465 06
3,500 00	NORTEL NETWORKS CORP	COM	86/12/31-04/12/31	2/2/2004	28,388 91	14,390 60	13,998 31
8,700 00	NORTEL NETWORKS CORP	COM	86/12/31-04/12/31	2/4/2004	66,738 92	35,768 20	30,970 72
4,800 00	NORTEL NETWORKS CORP	COM	86/12/31-04/12/31	2/6/2004	37,408 96	19 719 36	17 689 60
3,700 00	NORTEL NETWORKS CORP	COM	86/12/31-04/12/31	2/9/2004	29,323 34	15,200 34	14,123 00
22,100 00	NORTEL NETWORKS CORP	COM	86/12/31-04/12/31	2/11/2004	174,665 79	83,326 04	91,339 75
7,500 00	NORTEL NETWORKS CORP	COM	86/12/31-04/12/31	2/18/2004	61,253 36	24 725 25	36,528 11
11,300 00	NORTEL NETWORKS CORP	COM	86/12/31-04/12/31	3/15/2004	61,479 76	37,236 71	24,243 05
27,000 00	NORTEL NETWORKS CORP	COM	86/12/31-04/12/31	3/16/2004	141,847 05	84,762 73	57,084 32
9,000 00	NORTEL NETWORKS CORP	COM	86/12/31-04/12/31	3/17/2004	50 082 14	27,558 90	22,523 24
4,500 00	NORTEL NETWORKS CORP	COM	86/12/31-04/12/31	3/19/2004	24,769 27	13,779 45	10,989 82
8,700 00	NORTEL NETWORKS CORP	COM	86/12/31-04/12/31	3/22/2004	45,864 59	26,610 00	19,254 59
9,200 00	NORTEL NETWORKS CORP	COM	86/12/31-04/12/31	1/30/2004	72,195 44	38,111 62	34,083 82
13,900 00	NORTEL NETWORKS CORP	COM	86/12/31-04/12/31	4/28/2004	60,113 30	42,237 70	17,875 60
37,800 00	NORTEL NETWORKS CORP	COM	86/12/31-04/12/31	4/28/2004	153,233 82	114,111 54	39,122 28
27,100 00	NORTEL NETWORKS CORP	COM	86/12/31-04/12/31	4/29/2004	106,156 32	79,233 09	26,923 23
1,600 00	NORTH FORK BANCORPORATION INC	COM	86/12/31-04/12/31	11/18/2004	46,997 93	45,176 19	1,821 74
1,700 00	NORTH FORK BANCORPORATION INC	COM	86/12/31-04/12/31	11/19/2004	48,306 40	46,815 70	1,490 70
800 00	NORTH FORK BANCORPORATION INC	COM	86/12/31-04/12/31	11/22/2004	23,089 53	21,371 20	1,718 33
500 00	NORTH FORK BANCORPORATION INC	COM	86/12/31-04/12/31	11/23/2004	14,484 71	13,357 00	1,127 71
400 00	NORTH FORK BANCORPORATION INC	COM	86/12/31-04/12/31	11/24/2004	11,594 24	10,685 60	908 64
700 00	NORTH FORK BANCORPORATION INC	COM	86/12/31-04/12/31	12/1/2004	20,145 10	18,558 26	1,586 84
300 00	NORTH FORK BANCORPORATION INC	COM	86/12/31-04/12/31	11/26/2004	8,724 03	8,014 20	709 83
2,700 00	NORTH FORK BANCORPORATION INC	COM	86/12/31-04/12/31	11/29/2004	78,152 37	71,753 73	6,398 64
900 00	NORTH FORK BANCORPORATION INC	COM	86/12/31-04/12/31	11/30/2004	25,901 21	23,860 62	2,040 59
2,400 00	NOVELLUS SYS INC	COM	86/12/31-04/12/31	2/20/2004	79,690 42	99,356 88	(19,666 46)
1,500 00	NOVELLUS SYS INC	COM	86/12/31-04/12/31	2/23/2004	48,377 76	61,582 45	(13,204 69)
3,400 00	NOVELLUS SYS INC	COM	86/12/31-04/12/31	2/24/2004	110,086 34	134,092 08	(24,005 74)
2,200 00	NOVELLUS SYS INC	COM	86/12/31-04/12/31	3/1/2004	70,845 81	80,959 34	(10,113 53)
2,200 00	NOVELLUS SYS INC	COM	86/12/31-04/12/31	3/2/2004	71,461 57	80,959 34	(9,497 77)
1,800 00	NOVELLUS SYS INC	COM	86/12/31-04/12/31	3/3/2004	56,405 65	66,239 46	(9,833 81)
1,500 00	NOVELLUS SYS INC	COM	86/12/31-04/12/31	3/5/2004	47,114 06	55,199 55	(8,085 49)
2,400 00	NOVELLUS SYS INC	COM	86/12/31-04/12/31	3/8/2004	74,656 04	88,319 28	(13,663 24)
1,600 00	NOVELLUS SYS INC	COM	86/12/31-04/12/31	3/10/2004	49,241 75	58,879 52	(9,637 77)
2,300 00	NOVELLUS SYS INC	COM	86/12/31-04/12/31	3/11/2004	70,569 06	83,196 82	(12,627 76)
2,600 00	NOVELLUS SYS INC	COM	86/12/31-04/12/31	3/12/2004	79,866 54	93,882 03	(14,015 49)
3,000 00	NOVELLUS SYS INC	COM	86/12/31-04/12/31	3/15/2004	91,492 22	103,815 12	(12,322 90)
2,700 00	NOVELLUS SYS INC	COM	86/12/31-04/12/31	2/25/2004	88,061 38	99,359 19	(11,297 81)
1,700 00	NOVELLUS SYS INC	COM	86/12/31-04/12/31	2/27/2004	54,952 90	62,559 49	(7,606 59)
3,000 00	NUCOR CORP	COM	86/12/31-04/12/31	3/19/2004	185,996 04	166,569 93	19,426 11
800 00	NUCOR CORP	COM	86/12/31-04/12/31	3/22/2004	48,868 57	43,187 15	5,681 42
1,900 00	NUCOR CORP	COM	86/12/31-04/12/31	3/23/2004	118,207 49	101,901 43	16,306 06
200 00	NUCOR CORP	COM	86/12/31-04/12/31	3/24/2004	12,397 51	10,683 56	1,713 95
1,300 00	NUCOR CORP	COM	86/12/31-04/12/31	3/25/2004	79,447 31	69,413 24	10,034 07
1,200 00	NUCOR CORP	COM	86/12/31-04/12/31	3/26/2004	74 427 93	63,554 90	10,873 03
1,000 00	NUCOR CORP	COM	86/12/31-04/12/31	3/29/2004	62,384 86	52,765 54	9,619 32
1,200 00	NUCOR CORP	COM	86/12/31-04/12/31	3/30/2004	74,863 39	63,283 32	11,580 07
1,300 00	NUCOR CORP	COM	86/12/31-04/12/31	3/31/2004	80,283 30	68,281 83	12,001 47
3,900 00	NVIDIA CORP	COM	86/12/31-04/12/31	6/2/2004	91,412 29	101,073 99	(9,661 70)
2,800 00	NVIDIA CORP	COM	86/12/31-04/12/31	6/3/2004	62,922 64	69,665 40	(6,742 76)
1,900 00	NVIDIA CORP	COM	86/12/31-04/12/31	6/4/2004	42,112 13	45,623 59	(3,511 46)
2,600 00	NVIDIA CORP	COM	86/12/31-04/12/31	6/7/2004	58,022 06	62,028 72	(4,006 66)
3,200 00	NVIDIA CORP	COM	86/12/31-04/12/31	6/8/2004	70,530 82	75,652 09	(5,121 27)
2,500 00	NVIDIA CORP	COM	86/12/31-04/12/31	6/9/2004	53,212 50	58,829 58	(5,617 08)
3,900 00	NVIDIA CORP	COM	86/12/31-04/12/31	6/10/2004	81,344 68	91,247 34	(9,902 66)
1,700 00	NVIDIA CORP	COM	86/12/31-04/12/31	6/15/2004	34,890 83	39,488 67	(4,597 84)
1,500 00	NVIDIA CORP	COM	86/12/31-04/12/31	6/17/2004	29,756 60	34,452 89	(4,696 29)
1,700 00	NVIDIA CORP	COM	86/12/31-04/12/31	6/18/2004	33,727 54	38,834 86	(5,107 32)
500 00	NVIDIA CORP	COM	86/12/31-04/12/31	6/21/2004	9,775 17	11,409 40	(1,634 23)
2,200 00	NVIDIA CORP	COM	86/12/31-04/12/31	6/22/2004	43,399 92	49,575 08	(6 175 16)
600 00	OMNICOM GROUP	COM	86/12/31-04/12/31	2/2/2004	49,704 67	44,662 86	5,041 81
1,100 00	OMNICOM GROUP	COM	86/12/31-04/12/31	3/11/2004	83,707 61	81,881 91	1,825 70
700 00	OMNICOM GROUP	COM	86/12/31-04/12/31	3/12/2004	53,320 41	52,106 67	1,213 74
300 00	OMNICOM GROUP	COM	86/12/31-04/12/31	3/16/2004	22,587 67	22,331 43	256 24
1,800 00	OMNICOM GROUP	COM	86/12/31-04/12/31	3/17/2004	139,490 59	133,988 58	5,502 01
1,900 00	OMNICOM GROUP	COM	86/12/31-04/12/31	3/18/2004	147,248 24	141,432 39	5,815 85
3,500 00	OMNICOM GROUP	COM	86/12/31-04/12/31	3/22/2004	268,299 18	260,533 35	7,765 83
2,700 00	OMNICOM GROUP	COM	86/12/31-04/12/31	3/23/2004	208,397 84	200,982 87	7,414 97
800 00	OMNICOM GROUP	COM	86/12/31-04/12/31	1/29/2004	66,685 19	59,550 48	7,134 71
1,100 00	OMNICOM GROUP	COM	86/12/31-04/12/31	1/30/2004	90,811 30	81,881 91	8,929 39
6,700 00	ON SEMICONDUCTOR CORP	COM	86/12/31-04/12/31	3/9/2004	54,972 69	50,406 93	4,565 76
2,800 00	ON SEMICONDUCTOR CORP	COM	86/12/31-04/12/31	3/10/2004	23,152 85	19,792 62	3,360 23
4,000 00	ON SEMICONDUCTOR CORP	COM	86/12/31-04/12/31	3/11/2004	31,261 17	27,927 83	3,333 34
2,000 00	ON SEMICONDUCTOR CORP	COM	86/12/31-04/12/31	3/12/2004	15,784 98	13,960 00	1,824 98
2,300 00	ON SEMICONDUCTOR CORP	COM	86/12/31-04/12/31	3/16/2004	16,879 72	16,054 00	825 72
2,200 00	ON SEMICONDUCTOR CORP	COM	86/12/31-04/12/31	3/17/2004	16,776 32	15,356 00	1,420 32
2,200 00	ON SEMICONDUCTOR CORP	COM	86/12/31-04/12/31	3/19/2004	16,682 82	15,356 00	1,326 82
1,200 00	ON SEMICONDUCTOR CORP	COM	86/12/31-04/12/31	3/22/2004	8,527 94	8,376 00	151 94
2,500 00	ON SEMICONDUCTOR CORP	COM	86/12/31-04/12/31	3/23/2004	17,908 79	17,450 00	458 79
5,000 00	ON SEMICONDUCTOR CORP	COM	86/12/31-04/12/31	3/25/2004	37,651 52	34,900 00	2,751 52
3,800 00	ON SEMICONDUCTOR CORP	COM	86/12/31-04/12/31	3/26/2004	30,140 79	26,524 00	3,616 79
2,100 00	ON SEMICONDUCTOR CORP	COM	86/12/31-04/12/31	3/29/2004	17,039 15	14 658 00	2,381 15
3,400 00	ON SEMICONDUCTOR CORP	COM	86/12/31-04/12/31	3/30/2004	28,345 02	23,732 00	4,613 02

THE ROCKEFELLER FOUNDATION
EMPLOYEE ID NO 13-1659629
GAIN AND LOSSES FOR TAX ON INVESTMENT INCOME
FORM 990 PF 2004, PART IV

Shares/Par Value	Security Name	Security Description	Date Bought	Date Sold	Proceeds	Cost	Realized
14,400 00	ON SEMICONDUCTOR CORP	COM	86/12/31-04/12/31	3/31/2004	110,214 71	100,512 00	9,702 71
2,200 00	PMC SIERRA INC	COM	86/12/31-04/12/31	1/21/2004	51,969 04	25,714 47	26,254 57
800 00	PMC SIERRA INC	COM	86/12/31-04/12/31	1/22/2004	18,778 31	9,334 88	9,443 43
2,300 00	PMC SIERRA INC	COM	86/12/31-04/12/31	2/4/2004	47,050 96	26,837 78	20,213 18
2,800 00	PMC SIERRA INC	COM	86/12/31-04/12/31	2/5/2004	57,353 91	31,889 58	25,464 33
4,400 00	PMC SIERRA INC	COM	86/12/31-04/12/31	2/6/2004	92,297 11	49,793 70	42,503 41
800 00	PMC SIERRA INC	COM	86/12/31-04/12/31	2/9/2004	17,288 38	9,016 40	8,271 98
1,800 00	PMC SIERRA INC	COM	86/12/31-04/12/31	2/10/2004	38,757 76	20,266 92	18,490 84
3,500 00	PMC SIERRA INC	COM	86/12/31-04/12/31	2/11/2004	76,956 84	39,395 36	37,561 48
3,700 00	PMC SIERRA INC	COM	86/12/31-04/12/31	2/12/2004	81,525 30	39,617 80	41,907 50
11,000 00	PMC SIERRA INC	COM	86/12/31-04/12/31	6/3/2004	149,157 59	153,340 20	(4,182 61)
1,700 00	PMC SIERRA INC	COM	86/12/31-04/12/31	6/4/2004	23,309 00	23,603 48	(294 48)
3,300 00	PMC SIERRA INC	COM	86/12/31-04/12/31	6/10/2004	45,467 32	45,166 89	300 43
2,000 00	PMC SIERRA INC	COM	86/12/31-04/12/31	6/14/2004	26,261 78	27,079 22	(817 44)
2,600 00	PMC SIERRA INC	COM	86/12/31-04/12/31	6/15/2004	34,621 56	34,302 06	319 50
2,600 00	PMC SIERRA INC	COM	86/12/31-04/12/31	6/17/2004	32,253 54	34,210 80	(1,957 26)
2,700 00	PMC SIERRA INC	COM	86/12/31-04/12/31	6/18/2004	33,642 55	35,500 86	(1,858 31)
1,100 00	PMC SIERRA INC	COM	86/12/31-04/12/31	6/21/2004	13,394 82	14,460 93	(1,066 11)
400 00	PMC SIERRA INC	COM	86/12/31-04/12/31	6/22/2004	4,968 20	5,258 52	(290 32)
1,100 00	PMC SIERRA INC	COM	86/12/31-04/12/31	6/29/2004	15,575 08	14,460 93	1,114 15
2,100 00	PACCAR INC	COM	86/12/31-04/12/31	5/10/2004	110,518 31	123,201 37	(12,683 06)
500 00	PACCAR INC	COM	86/12/31-04/12/31	6/24/2004	28,489 23	28,535 53	(46 30)
900 00	PACCAR INC	COM	86/12/31-04/12/31	6/25/2004	51,185 85	50,940 21	245 64
900 00	PACCAR INC	COM	86/12/31-04/12/31	9/10/2004	55,900 21	50,377 51	5,522 70
900 00	PACCAR INC	COM	86/12/31-04/12/31	9/13/2004	57,244 15	50,257 62	6,986 53
500 00	PACCAR INC	COM	86/12/31-04/12/31	10/13/2004	34,496 74	27,767 00	6,729 74
1,700 00	PACCAR INC	COM	86/12/31-04/12/31	10/14/2004	113,336 68	93,514 22	19,822 46
800 00	PACCAR INC	COM	86/12/31-04/12/31	10/15/2004	55,308 30	43,773 30	11,535 00
800 00	PACCAR INC	COM	86/12/31-04/12/31	10/18/2004	55,065 35	43,660 40	11,404 95
500 00	PACCAR INC	COM	86/12/31-04/12/31	10/19/2004	34,744 68	27,225 17	7,519 51
800 00	PACCAR INC	COM	86/12/31-04/12/31	10/20/2004	55,990 52	43,485 32	12,505 20
900 00	PACCAR INC	COM	86/12/31-04/12/31	10/21/2004	58,949 79	48,730 59	10,219 20
200 00	PACTIV CORP	COM	86/12/31-04/12/31	1/2/2004	4,739 39	3,901 64	837 75
700 00	PACTIV CORP	COM	86/12/31-04/12/31	1/5/2004	16,163 43	13,655 74	2,507 69
500 00	PACTIV CORP	COM	86/12/31-04/12/31	1/7/2004	11,238 07	9,754 10	1,483 97
3,300 00	PACTIV CORP	COM	86/12/31-04/12/31	1/8/2004	73,301 77	64,377 06	8,924 71
1,400 00	PACTIV CORP	COM	86/12/31-04/12/31	1/9/2004	30,939 52	27,311 48	3,628 04
2,300 00	PACTIV CORP	COM	86/12/31-04/12/31	1/12/2004	51,078 99	44,868 86	6,210 13
400 00	PACTIV CORP	COM	86/12/31-04/12/31	1/13/2004	8,775 54	7,803 28	972 26
700 00	PACTIV CORP	COM	86/12/31-04/12/31	1/14/2004	15,364 27	13,655 74	1,708 53
900 00	PACTIV CORP	COM	86/12/31-04/12/31	1/16/2004	19,998 86	17,557 38	2,441 48
1,400 00	PACTIV CORP	COM	86/12/31-04/12/31	1/20/2004	30,817 31	27,311 48	3,505 83
2,000 00	PACTIV CORP	COM	86/12/31-04/12/31	1/21/2004	43,928 33	39,016 40	4,911 93
12,100 00	PACTIV CORP	COM	86/12/31-04/12/31	1/23/2004	247,145 42	236,049 22	11,096 20
1,000 00	PANERA BREAD CO	CL A	86/12/31-04/12/31	1/27/2004	42,648 30	39,215 30	3,433 00
7,300 00	PANERA BREAD CO	CL A	86/12/31-04/12/31	5/13/2004	246,534 20	303,199 08	(56,664 88)
1,100 00	PAYCHEX INC	COM	86/12/31-04/12/31	5/5/2004	40,605 54	40,938 81	(333 27)
2,700 00	PAYCHEX INC	COM	86/12/31-04/12/31	5/6/2004	100,116 62	98,150 04	1,966 58
800 00	PAYCHEX INC	COM	86/12/31-04/12/31	5/7/2004	30,727 68	28,194 61	2,533 07
1,200 00	PAYCHEX INC	COM	86/12/31-04/12/31	5/12/2004	44,268 04	42,245 10	2,022 94
1,900 00	PAYCHEX INC	COM	86/12/31-04/12/31	5/17/2004	69,214 99	65,168 32	4,046 67
2,000 00	PAYCHEX INC	COM	86/12/31-04/12/31	5/18/2004	73,650 87	65,500 80	8,150 07
1,000 00	PAYCHEX INC	COM	86/12/31-04/12/31	5/19/2004	36,812 63	32,373 03	4,439 60
1,500 00	PAYCHEX INC	COM	86/12/31-04/12/31	5/20/2004	54,400 57	47,950 33	6,450 24
1,100 00	PAYCHEX INC	COM	86/12/31-04/12/31	5/21/2004	39,819 06	33,940 83	5,878 23
2,300 00	PAYCHEX INC	COM	86/12/31-04/12/31	5/25/2004	84,235 98	70,967 19	13,268 79
4,400 00	PAYCHEX INC	COM	86/12/31-04/12/31	12/22/2004	150,437 75	141,700 26	8,737 49
1,600 00	PEPSI BOTTLING GROUP INC	COM	86/12/31-04/12/31	5/13/2004	46,353 63	47,740 90	(1,387 27)
1,800 00	PEPSI BOTTLING GROUP INC	COM	86/12/31-04/12/31	8/4/2004	50,454 97	46,154 64	4,300 33
1,200 00	PEPSI BOTTLING GROUP INC	COM	86/12/31-04/12/31	8/5/2004	33,463 37	30,736 80	2,726 57
4,300 00	PEPSI BOTTLING GROUP INC	COM	86/12/31-04/12/31	8/23/2004	115,224 39	109,795 25	5,429 14
3,300 00	PEPSI BOTTLING GROUP INC	COM	86/12/31-04/12/31	8/24/2004	87,623 83	83,574 51	4,049 32
3,100 00	PEPSI BOTTLING GROUP INC	COM	86/12/31-04/12/31	8/25/2004	82,428 92	77,617 82	4,811 10
1,900 00	PEPSI BOTTLING GROUP INC	COM	86/12/31-04/12/31	8/26/2004	49,865 09	46,182 92	3,682 17
4,300 00	PEPSI BOTTLING GROUP INC	COM	86/12/31-04/12/31	7/29/2004	118,782 13	119,064 63	(282 50)
2,600 00	PEPSI BOTTLING GROUP INC	COM	86/12/31-04/12/31	7/30/2004	72,496 70	67,956 98	4,539 72
3,500 00	PEPSI BOTTLING GROUP INC	COM	86/12/31-04/12/31	8/27/2004	91,736 44	84,747 64	6,990 80
1,200 00	PIXAR	COM	86/12/31-04/12/31	9/10/2004	93,877 04	81,617 85	12,259 19
1,300 00	PRECISION CASTPARTS CORP	COM	86/12/31-04/12/31	9/13/2004	77,442 95	64,827 14	12,615 81
400 00	PRECISION CASTPARTS CORP	COM	86/12/31-04/12/31	9/24/2004	23,995 27	19,673 68	4,321 59
600 00	PRECISION CASTPARTS CORP	COM	86/12/31-04/12/31	10/4/2004	37,424 96	29,396 94	8,028 02
500 00	PRECISION CASTPARTS CORP	COM	86/12/31-04/12/31	10/5/2004	30,831 57	24,444 55	6,387 02
600 00	PRECISION CASTPARTS CORP	COM	86/12/31-04/12/31	10/6/2004	37,043 49	29,329 04	7,714 45
600 00	PRECISION CASTPARTS CORP	COM	86/12/31-04/12/31	10/8/2004	36,838 95	29,320 20	7,518 75
1,000 00	PRECISION CASTPARTS CORP	COM	86/12/31-04/12/31	9/29/2004	59,614 50	49,122 32	10,492 18
600 00	PRECISION CASTPARTS CORP	COM	86/12/31-04/12/31	9/30/2004	35,991 71	29,437 30	6,554 41
1,000 00	PRICE T ROWE GROUP INC	COM	86/12/31-04/12/31	2/3/2004	52,372 04	40,386 50	11,985 54
200 00	PRICE T ROWE GROUP INC	COM	86/12/31-04/12/31	2/4/2004	10,186 54	8,029 85	2,156 69
700 00	PRICE T ROWE GROUP INC	COM	86/12/31-04/12/31	2/6/2004	35,657 38	27,047 04	8,610 34
500 00	PRICE T ROWE GROUP INC	COM	86/12/31-04/12/31	2/9/2004	26,091 02	18,470 40	7,620 62
800 00	PRICE T ROWE GROUP INC	COM	86/12/31-04/12/31	3/16/2004	42,278 34	29,552 64	12,725 70
1,500 00	PRICE T ROWE GROUP INC	COM	86/12/31-04/12/31	3/17/2004	80,347 81	55,411 20	24,936 61
2,400 00	PRICE T ROWE GROUP INC	COM	86/12/31-04/12/31	5/10/2004	115,382 81	88,657 92	26,724 89
600 00	PRICE T ROWE GROUP INC	COM	86/12/31-04/12/31	5/11/2004	28,830 40	22,164 48	6,665 92
1,500 00	PRICE T ROWE GROUP INC	COM	86/12/31-04/12/31	5/12/2004	71,657 52	55,411 20	16,246 32

THE ROCKEFELLER FOUNDATION
EMPLOYEE ID NO 13-1659629
GAIN AND LOSSES FOR TAX ON INVESTMENT INCOME
FORM 990 PF 2004, PART IV

Shares/Par Value	Security Name	Security Description	Date Bought	Date Sold	Proceeds	Cost	Realized
800 00	PRICE T ROWE GROUP INC	COM	86/12/31-04/12/31	5/13/2004	38,524 13	29,552 64	8,971 49
1,100 00	PRICE T ROWE GROUP INC	COM	86/12/31-04/12/31	5/14/2004	52,176 06	40,634 88	11,541 18
700 00	PRICE T ROWE GROUP INC	COM	86/12/31-04/12/31	5/17/2004	32,488 68	25,858 56	6,630 12
1,100 00	PRICE T ROWE GROUP INC	COM	86/12/31-04/12/31	5/18/2004	51,501 67	40,634 88	10,866 79
1,500 00	PRICE T ROWE GROUP INC	COM	86/12/31-04/12/31	5/19/2004	71,762 67	55,411 20	16,351 47
900 00	PRICE T ROWE GROUP INC	COM	86/12/31-04/12/31	5/20/2004	41,949 90	33 246 72	8,703 18
1,200 00	PRICE T ROWE GROUP INC	COM	86/12/31-04/12/31	5/21/2004	56,331 00	44,328 96	12 002 04
600 00	PRICE T ROWE GROUP INC	COM	86/12/31-04/12/31	5/24/2004	28,234 43	22,164 48	6,069 95
500 00	PRICE T ROWE GROUP INC	COM	86/12/31-04/12/31	5/25/2004	24,101 53	18,470 40	5,631 13
1,000 00	PRICE T ROWE GROUP INC	COM	86/12/31-04/12/31	6/1/2004	48,084 77	36,940 80	11,143 97
600 00	PRICE T ROWE GROUP INC	COM	86/12/31-04/12/31	6/2/2004	28,829 98	22,164 48	6,665 50
1,300 00	PRICE T ROWE GROUP INC	COM	86/12/31-04/12/31	6/3/2004	62,475 23	48,023 04	14,452 19
1,000 00	PRICE T ROWE GROUP INC	COM	86/12/31-04/12/31	5/26/2004	48,503 76	36,940 80	11,562 96
800 00	ROBERT HALF INTL INC	COM	86/12/31-04/12/31	7/1/2004	23,458 81	17,977 64	5,481 17
500 00	ROBERT HALF INTL INC	COM	86/12/31-04/12/31	9/23/2004	13,471 23	13,136 55	334 68
2,300 00	ROBERT HALF INTL INC	COM	86/12/31-04/12/31	9/24/2004	61,537 81	47,803 13	13,734 68
500 00	ROBERT HALF INTL INC	COM	86/12/31-04/12/31	9/27/2004	13,384 33	9,675 05	3,709 28
1,000 00	ROBERT HALF INTL INC	COM	86/12/31-04/12/31	10/4/2004	26,307 98	19,350 10	6,957 88
1,000 00	ROBERT HALF INTL INC	COM	86/12/31-04/12/31	10/5/2004	25,966 89	19,350 10	6,616 79
2,900 00	ROBERT HALF INTL INC	COM	86/12/31-04/12/31	10/7/2004	76,481 64	56,115 29	20,366 35
600 00	ROBERT HALF INTL INC	COM	86/12/31-04/12/31	10/8/2004	15,263 52	11,610 06	3,653 46
300 00	ROBERT HALF INTL INC	COM	86/12/31-04/12/31	6/28/2004	9,165 71	8,358 01	807 70
1,300 00	ROBERT HALF INTL INC	COM	86/12/31-04/12/31	6/29/2004	39,236 72	29,815 82	9,420 90
3,900 00	ROBERT HALF INTL INC	COM	86/12/31-04/12/31	9/28/2004	103,211 47	75,465 39	27,746 08
800 00	ROBERT HALF INTL INC	COM	86/12/31-04/12/31	9/29/2004	21,341 81	15,480 08	5,861 73
600 00	ROBERT HALF INTL INC	COM	86/12/31-04/12/31	9/30/2004	15,498 53	11,610 06	3,888 47
1,600 00	ROCKWELL AUTOMATION INC	COM	86/12/31-04/12/31	1/2/2004	55,876 58	41,798 52	14,078 06
800 00	ROCKWELL AUTOMATION INC	COM	86/12/31-04/12/31	1/5/2004	27,678 14	20,787 28	6,890 86
2,000 00	ROCKWELL AUTOMATION INC	COM	86/12/31-04/12/31	1/7/2004	70,672 68	51,602 94	19,069 74
1,500 00	ROCKWELL AUTOMATION INC	COM	86/12/31-04/12/31	1/8/2004	54,025 21	37,071 86	16,953 35
2,700 00	ROCKWELL AUTOMATION INC	COM	86/12/31-04/12/31	1/27/2004	88,416 80	66,310 38	22,106 42
1,400 00	ROCKWELL AUTOMATION INC	COM	86/12/31-04/12/31	2/2/2004	44,275 16	34,383 16	9,892 00
1,300 00	ROCKWELL AUTOMATION INC	COM	86/12/31-04/12/31	2/3/2004	40,316 96	31,927 22	8,389 74
900 00	ROCKWELL AUTOMATION INC	COM	86/12/31-04/12/31	2/23/2004	27,409 51	22,103 46	5,306 05
1,800 00	ROCKWELL AUTOMATION INC	COM	86/12/31-04/12/31	3/5/2004	53,754 54	44,206 92	9,547 62
1,800 00	ROCKWELL AUTOMATION INC	COM	86/12/31-04/12/31	3/8/2004	52,931 07	44,206 92	8,724 15
4,000 00	ROCKWELL AUTOMATION INC	COM	86/12/31-04/12/31	3/9/2004	114,337 93	98,237 60	16,100 33
4,500 00	ROCKWELL AUTOMATION INC	COM	86/12/31-04/12/31	3/10/2004	135,786 24	110,517 30	25,268 94
2,800 00	ROCKWELL AUTOMATION INC	COM	86/12/31-04/12/31	3/11/2004	83,228 70	68,766 32	14,462 38
100 00	ROCKWELL AUTOMATION INC	COM	86/12/31-04/12/31	1/28/2004	3,304 46	2,455 94	848 52
900 00	ROCKWELL AUTOMATION INC	COM	86/12/31-04/12/31	1/29/2004	28,976 84	22,103 46	6,873 38
2,700 00	ROCKWELL AUTOMATION INC	COM	86/12/31-04/12/31	1/30/2004	87,049 05	66,310.38	20,738 67
4,900 00	ROCKWELL AUTOMATION INC	COM	86/12/31-04/12/31	2/27/2004	150,361 90	120,341 06	30,020 84
400 00	SEI INVESTMENTS CO	COM	86/12/31-04/12/31	1/6/2004	12,746 08	12,905 48	(159 40)
500 00	SEI INVESTMENTS CO	COM	86/12/31-04/12/31	1/7/2004	15,894 95	16,131 85	(236 90)
1,000 00	SEI INVESTMENTS CO	COM	86/12/31-04/12/31	1/8/2004	31,922 70	32,263 70	(341 00)
500 00	SEI INVESTMENTS CO	COM	86/12/31-04/12/31	1/9/2004	15,994 00	16,131 85	(137 85)
400 00	SEI INVESTMENTS CO	COM	86/12/31-04/12/31	1/14/2004	13,093 98	12,905 48	188 50
1,900 00	SEI INVESTMENTS CO	COM	86/12/31-04/12/31	1/15/2004	59,539 02	61,301 03	(1,762 01)
1,400 00	SEI INVESTMENTS CO	COM	86/12/31-04/12/31	1/16/2004	44,510 91	45,169 18	(658 27)
1,000 00	SEI INVESTMENTS CO	COM	86/12/31-04/12/31	1/20/2004	31,849 10	32,263 70	(414 60)
1,800 00	SEI INVESTMENTS CO	COM	86/12/31-04/12/31	1/21/2004	59,072 51	58,074 66	997 85
300 00	SEI INVESTMENTS CO	COM	86/12/31-04/12/31	1/22/2004	9,773 45	9,679 11	94 34
600 00	SEI INVESTMENTS CO	COM	86/12/31-04/12/31	1/23/2004	19,152 24	19,358 22	(205 98)
600 00	SEI INVESTMENTS CO	COM	86/12/31-04/12/31	3/10/2004	21,095 35	19,358 22	1,737 13
600 00	SEI INVESTMENTS CO	COM	86/12/31-04/12/31	3/11/2004	20,768 84	19 358 22	1 410 62
700 00	SEI INVESTMENTS CO	COM	86/12/31-04/12/31	3/12/2004	24,067 30	22,584 59	1,482 71
1,300 00	SEI INVESTMENTS CO	COM	86/12/31-04/12/31	3/15/2004	44,289 92	41,942 81	2 347 11
1,000 00	SEI INVESTMENTS CO	COM	86/12/31-04/12/31	3/16/2004	34,152 86	32,263 70	1,889 16
800 00	SEI INVESTMENTS CO	COM	86/12/31-04/12/31	3/17/2004	27,652 92	25,810 96	1,841 96
800 00	SEI INVESTMENTS CO	COM	86/12/31-04/12/31	3/18/2004	27,781 63	25,810 96	1,970 67
500 00	SEI INVESTMENTS CO	COM	86/12/31-04/12/31	3/19/2004	17,252 57	16,131 85	1,120 72
1,400 00	SEI INVESTMENTS CO	COM	86/12/31-04/12/31	3/22/2004	48,404 68	45,169 18	1,235 50
400 00	SEI INVESTMENTS CO	COM	86/12/31-04/12/31	3/23/2004	13,394 91	12,905 48	489 43
1,200 00	SEI INVESTMENTS CO	COM	86/12/31-04/12/31	3/24/2004	39,939 84	38,716 44	1,223 40
1,100 00	SEI INVESTMENTS CO	COM	86/12/31-04/12/31	3/25/2004	36,599 09	35,490 07	1,109 02
700 00	SEI INVESTMENTS CO	COM	86/12/31-04/12/31	3/26/2004	23,386 99	22,584 59	802 40
1,000 00	SEI INVESTMENTS CO	COM	86/12/31-04/12/31	3/29/2004	33,387 89	32,263 70	1,124 19
900 00	SEI INVESTMENTS CO	COM	86/12/31-04/12/31	3/30/2004	29,798 64	29,037 33	761 31
1,100 00	SEI INVESTMENTS CO	COM	86/12/31-04/12/31	3/31/2004	36,239 40	35,490 07	749 33
400 00	ST JOE CO	COM	86/12/31-04/12/31	9/10/2004	19,020 35	16,605 72	2,414 63
200 00	ST JOE CO	COM	86/12/31-04/12/31	9/13/2004	9,380 10	8,124 52	1,255 58
5,900 00	SANDISK CORP	COM	86/12/31-04/12/31	5/3/2004	139,019 62	164,496 02	(25,476 40)
6,900 00	SANDISK CORP	COM	86/12/31-04/12/31	5/4/2004	164,153 36	180,736 32	(16,582 96)
2,100 00	SANDISK CORP	COM	86/12/31-04/12/31	4/30/2004	48,830 36	61,722 36	(12,892 00)
1,900 00	SMITH INTL INC	COM	86/12/31-04/12/31	2/3/2004	90,041 15	74,088 79	15,952 36
500 00	SMITH INTL INC	COM	86/12/31-04/12/31	2/4/2004	23,598 14	19,497 05	4,101 09
200 00	SMITH INTL INC	COM	86/12/31-04/12/31	2/5/2004	9,412 47	7,798 82	1,613 65
3,200 00	SMITH INTL INC	COM	86/12/31-04/12/31	3/18/2004	173,785 21	124,781 12	49,004 09
400 00	SMITH INTL INC	COM	86/12/31-04/12/31	4/1/2004	21,225 38	15,597 64	5 627 74
1,800 00	SMITH INTL INC	COM	86/12/31-04/12/31	3/30/2004	95,334 36	70,189 38	25,144 98
300 00	SMITH INTL INC	COM	86/12/31-04/12/31	3/31/2004	16,081 02	11,698 23	4,382 79
1,500 00	SMITH INTL INC	COM	86/12/31-04/12/31	4/28/2004	85,934 48	58,491 15	27,443 33
1,900 00	SMURFIT STONE CONTAINER CORP	COM	86/12/31-04/12/31	3/1/2004	35,716 51	25,960 27	9,756 24
2,900 00	SMURFIT STONE CONTAINER CORP	COM	86/12/31-04/12/31	3/4/2004	53,361 97	39,623 57	13,738 40

THE ROCKEFELLER FOUNDATION
EMPLOYEE ID NO 13-1659629
GAIN AND LOSSES FOR TAX ON INVESTMENT INCOME
FORM 990 PF 2004, PART IV

Shares/Par Value	Security Name	Security Description	Date Bought	Date Sold	Proceeds	Cost	Realized
400 00	SMURFIT STONE CONTAINER CORP	COM	86/12/31-04/12/31	3/5/2004	7,326 35	5,465 32	1,861 03
2,000 00	SMURFIT STONE CONTAINER CORP	COM	86/12/31-04/12/31	3/9/2004	35,126 02	27,326 60	7,799 42
600 00	SMURFIT STONE CONTAINER CORP	COM	86/12/31-04/12/31	3/18/2004	10,529 58	8,197 98	2,331 60
1,800 00	SMURFIT STONE CONTAINER CORP	COM	86/12/31-04/12/31	10/13/2004	34,010 92	24,593 94	9,416 98
1,200 00	SMURFIT STONE CONTAINER CORP	COM	86/12/31-04/12/31	10/14/2004	22,593 07	16,395 96	6,197 11
1,000 00	SMURFIT STONE CONTAINER CORP	COM	86/12/31-04/12/31	10/15/2004	18,731 26	13,663 30	5,067 96
1,800 00	SMURFIT STONE CONTAINER CORP	COM	86/12/31-04/12/31	10/18/2004	33,008 34	24,593 94	8,414 40
800 00	SMURFIT STONE CONTAINER CORP	COM	86/12/31-04/12/31	12/17/2004	14,792 45	10,930 64	3,861 81
1,900 00	SMURFIT STONE CONTAINER CORP	COM	86/12/31-04/12/31	12/21/2004	35,315 61	25,960 27	9,355 34
2,500 00	SMURFIT STONE CONTAINER CORP	COM	86/12/31-04/12/31	2/27/2004	46,737 17	38,635 87	8,101 30
1,500 00	SMURFIT STONE CONTAINER CORP	COM	86/12/31-04/12/31	9/29/2004	28,413 08	20,494 95	7,918 13
400 00	SMURFIT STONE CONTAINER CORP	COM	86/12/31-04/12/31	9/30/2004	7,627 62	5,465 32	2,162 30
1,100 00	SOUTHWEST AIRLS CO	COM	86/12/31-04/12/31	1/2/2004	17,632 61	18,837 50	(1,204 89)
2,200 00	SOUTHWEST AIRLS CO	COM	86/12/31-04/12/31	1/5/2004	34,855 38	37,675 00	(2,819 62)
2,700 00	SOUTHWEST AIRLS CO	COM	86/12/31-04/12/31	1/6/2004	43,301 37	46,237 50	(2,936 13)
4,000 00	SOUTHWEST AIRLS CO	COM	86/12/31-04/12/31	1/7/2004	65,664 51	68,500 00	(2,835 49)
1,800 00	SOUTHWEST AIRLS CO	COM	86/12/31-04/12/31	1/8/2004	29,037 85	30,825 00	(1,787 15)
2,700 00	SOUTHWEST AIRLS CO	COM	86/12/31-04/12/31	1/16/2004	41,910 40	46,237 50	(4,327 10)
4,000 00	SOUTHWEST AIRLS CO	COM	86/12/31-04/12/31	1/23/2004	61,961 49	68,500 00	(6,538 51)
5,700 00	SOUTHWEST AIRLS CO	COM	86/12/31-04/12/31	1/27/2004	88,789 86	97,612 50	(8,822 64)
16,600 00	SOUTHWEST AIRLS CO	COM	86/12/31-04/12/31	1/28/2004	254,683 50	284,275 00	(29,591 50)
6,900 00	SPRINT CORP	PCS COM SER 1	86/12/31-04/12/31	1/9/2004	53,091 35	56,343 23	(3,251 88)
4,500 00	SPRINT CORP	PCS COM SER 1	86/12/31-04/12/31	1/12/2004	26,842 59	28,488 15	(1,645 56)
13,200 00	SPRINT CORP	PCS COM SER 1	86/12/31-04/12/31	1/14/2004	88,074 19	82,059 38	6,014 81
2,000 00	SPRINT CORP	PCS COM SER 1	86/12/31-04/12/31	2/5/2004	17,600 57	12,369 00	5,231 57
12,200 00	SPRINT CORP	PCS COM SER 1	86/12/31-04/12/31	2/6/2004	110,054 69	75,450 90	34,603 79
9,700 00	SPRINT CORP	PCS COM SER 1	86/12/31-04/12/31	2/11/2004	91,764 47	59,989 65	31,774 82
4,400 00	SPRINT CORP	PCS COM SER 1	86/12/31-04/12/31	2/12/2004	42,745 75	27,052 54	15,693 21
2,100 00	SPRINT CORP	PCS COM SER 1	86/12/31-04/12/31	2/13/2004	19,137 66	12,881 40	6,256 26
17,900 00	SPRINT CORP	PCS COM SER 1	86/12/31-04/12/31	2/17/2004	179,068 54	109,264 80	69,803 74
2,700 00	SPRINT CORP	PCS COM SER 1	86/12/31-04/12/31	2/18/2004	26,424 19	16,470 00	9,954 19
4,700 00	SPRINT CORP	PCS COM SER 1	86/12/31-04/12/31	2/24/2004	42,883 47	28,581 12	14,302 35
8,900 00	SPRINT CORP	PCS COM SER 1	86/12/31-04/12/31	3/1/2004	82,934 07	52,414 66	30,519 41
6,500 00	SPRINT CORP	PCS COM SER 1	86/12/31-04/12/31	3/2/2004	60,919 51	30,791 10	30,128 41
10,700 00	SPRINT CORP	PCS COM SER 1	86/12/31-04/12/31	3/3/2004	99,546 76	48,329 64	51,217 12
15,100 00	SPRINT CORP	PCS COM SER 1	86/12/31-04/12/31	3/4/2004	142,050 70	67,252 35	74,798 35
5,100 00	SPRINT CORP	PCS COM SER 1	86/12/31-04/12/31	2/25/2004	45,975 21	30,863 36	15,111 85
5,300 00	SPRINT CORP	PCS COM SER 1	86/12/31-04/12/31	2/26/2004	46,374 77	31,898 18	14,476 59
1,100 00	STAPLES INC	COM	86/12/31-04/12/31	3/1/2004	29,501 39	27,258 61	2,242 78
4,000 00	STAPLES INC	COM	86/12/31-04/12/31	3/3/2004	107,076 21	96,223 82	10,852 39
800 00	STAPLES INC	COM	86/12/31-04/12/31	7/8/2004	22,743 22	16,531 70	6,211 52
600 00	STAPLES INC	COM	86/12/31-04/12/31	7/9/2004	16,743 50	12,154 26	4,589 24
1,600 00	STAPLES INC	COM	86/12/31-04/12/31	2/25/2004	41,630 05	43,362 65	(1,732 60)
4,700 00	STAPLES INC	COM	86/12/31-04/12/31	2/26/2004	122,175 49	124,401 59	(2,226 10)
1,500 00	STAPLES INC	COM	86/12/31-04/12/31	2/27/2004	39,340 31	39,181 05	159 26
600 00	STARBUCKS CORP	COM	86/12/31-04/12/31	1/27/2004	21,578 22	16,311 66	5,266 56
600 00	STARBUCKS CORP	COM	86/12/31-04/12/31	2/2/2004	21,863 27	16,279 50	5,583 77
1,300 00	STARBUCKS CORP	COM	86/12/31-04/12/31	4/22/2004	50,655 39	35,264 62	15,390 77
1,200 00	STARBUCKS CORP	COM	86/12/31-04/12/31	5/11/2004	45,661 81	32,473 82	13,187 99
4,000 00	STARBUCKS CORP	COM	86/12/31-04/12/31	5/12/2004	150,007 68	107,510 68	42,497 00
800 00	STARBUCKS CORP	COM	86/12/31-04/12/31	7/8/2004	36,294 26	21,479 60	14,814 66
200 00	STARBUCKS CORP	COM	86/12/31-04/12/31	7/9/2004	9,079 78	5,369 90	3,709 88
600 00	STARBUCKS CORP	COM	86/12/31-04/12/31	1/28/2004	21,591 48	16,297 20	5,294 28
1,100 00	STARBUCKS CORP	COM	86/12/31-04/12/31	1/30/2004	40,141 30	29,851 69	10,289 61
1,000 00	STARBUCKS CORP	COM	86/12/31-04/12/31	11/29/2004	56,168 68	26,849 50	29,319 18
900 00	STARBUCKS CORP	COM	86/12/31-04/12/31	11/30/2004	50,626 87	24,164 55	26,462 32
300 00	SWIFT TRANSN INC	COM	86/12/31-04/12/31	1/2/2004	6,410 54	5,675 22	735 32
1,400 00	SWIFT TRANSN INC	COM	86/12/31-04/12/31	1/5/2004	30,085 57	26,484 36	3,601 21
500 00	SWIFT TRANSN INC	COM	86/12/31-04/12/31	1/6/2004	10,713 29	9,458 70	1,254 59
300 00	SWIFT TRANSN INC	COM	86/12/31-04/12/31	1/7/2004	6,384 66	5,675 22	709 44
1,200 00	SWIFT TRANSN INC	COM	86/12/31-04/12/31	1/8/2004	25,875 70	22,700 88	3,174 82
400 00	SWIFT TRANSN INC	COM	86/12/31-04/12/31	1/12/2004	8,634 51	7,566 96	1,067 55
900 00	SWIFT TRANSN INC	COM	86/12/31-04/12/31	1/14/2004	19,426 84	17,025 66	2,401 18
900 00	SWIFT TRANSN INC	COM	86/12/31-04/12/31	1/15/2004	19,464 01	17,025 66	2,438 35
400 00	SWIFT TRANSN INC	COM	86/12/31-04/12/31	1/16/2004	8,607 15	7,566 96	1,040 19
1,100 00	SWIFT TRANSN INC	COM	86/12/31-04/12/31	1/20/2004	23,606 43	20,809 14	2,797 29
800 00	SWIFT TRANSN INC	COM	86/12/31-04/12/31	1/21/2004	17,147 83	15,133 92	2,013 91
600 00	SWIFT TRANSN INC	COM	86/12/31-04/12/31	1/22/2004	12,883 61	11,350 44	1,533 17
500 00	SWIFT TRANSN INC	COM	86/12/31-04/12/31	1/23/2004	10,974 48	9,458 70	1,515 78
2,400 00	SWIFT TRANSN INC	COM	86/12/31-04/12/31	1/26/2004	46,326 70	45,401 76	924 94
2,900 00	SWIFT TRANSN INC	COM	86/12/31-04/12/31	1/27/2004	57,094 84	54,860 46	2,234 38
1,400 00	SWIFT TRANSN INC	COM	86/12/31-04/12/31	2/2/2004	27,682 72	26,484 36	1,198 36
3,300 00	SWIFT TRANSN INC	COM	86/12/31-04/12/31	1/28/2004	64,935 01	62,427 42	2,507 59
1,100 00	SWIFT TRANSN INC	COM	86/12/31-04/12/31	1/29/2004	22,323 45	20,809 14	1,514 31
12,400 00	SYMBOL TECHNOLOGIES INC	COM	86/12/31-04/12/31	7/27/2004	152,532 54	196,668 51	(44,135 97)
1,200 00	SYMBOL TECHNOLOGIES INC	COM	86/12/31-04/12/31	9/27/2004	14,630 53	17,160 72	(2,530 19)
2,700 00	SYMBOL TECHNOLOGIES INC	COM	86/12/31-04/12/31	10/4/2004	35,959 37	38,354 31	(2,394 94)
2,200 00	SYMBOL TECHNOLOGIES INC	COM	86/12/31-04/12/31	10/7/2004	29,093 21	31,251 66	(2,158 45)
2,900 00	SYMBOL TECHNOLOGIES INC	COM	86/12/31-04/12/31	10/12/2004	38,937 67	41,195 37	(2,257 70)
400 00	SYMBOL TECHNOLOGIES INC	COM	86/12/31-04/12/31	10/19/2004	5,474 23	5,682 12	(207 89)
1,600 00	SYMBOL TECHNOLOGIES INC	COM	86/12/31-04/12/31	10/20/2004	22,178 83	22,728 48	(549 65)
2,300 00	SYMBOL TECHNOLOGIES INC	COM	86/12/31-04/12/31	10/21/2004	32,210 28	32,672 19	(461 91)
600 00	SYMBOL TECHNOLOGIES INC	COM	86/12/31-04/12/31	10/22/2004	8,468 02	8,523 18	(55 16)
2,200 00	SYMBOL TECHNOLOGIES INC	COM	86/12/31-04/12/31	9/28/2004	26,822 43	31,375 55	(4,553 12)
3,100 00	SYMBOL TECHNOLOGIES INC	COM	86/12/31-04/12/31	9/29/2004	38,243 80	44,036 43	(5,792 63)

THE ROCKEFELLER FOUNDATION
EMPLOYEE ID NO 13-1659629
GAIN AND LOSSES FOR TAX ON INVESTMENT INCOME
FORM 990 PF 2004, PART IV

Shares/Par Value	Security Name	Security Description	Date Bought	Date Sold	Proceeds	Cost	Realized
1,000 00	SYMBOL TECHNOLOGIES INC	COM	86/12/31-04/12/31	9/30/2004	12,644 80	14,205 30	(1,560 50)
600 00	THERMO ELECTRON CORP	COM	86/12/31-04/12/31	7/15/2004	17,480 89	17,940 00	(459 11)
100 00	THERMO ELECTRON CORP	COM	86/12/31-04/12/31	7/16/2004	2,873 12	2 990 00	(116 88)
300 00	THERMO ELECTRON CORP	COM	86/12/31-04/12/31	7/21/2004	8,443 39	8,970 00	(526 61)
2,700 00	THERMO ELECTRON CORP	COM	86/12/31-04/12/31	7/27/2004	69,100 29	79 624 34	(10,524 05)
700 00	THERMO ELECTRON CORP	COM	86/12/31-04/12/31	8/20/2004	18,288 40	20 191 41	(1 903 01)
600 00	THERMO ELECTRON CORP	COM	86/12/31-04/12/31	8/23/2004	15,778 13	17,169 30	(1,391 17)
600 00	THERMO ELECTRON CORP	COM	86/12/31-04/12/31	8/24/2004	15,778 79	16,826 11	(1,047 32)
1,300 00	THERMO ELECTRON CORP	COM	86/12/31-04/12/31	8/25/2004	34,428 91	35,878 68	(1,449 77)
1,100 00	THERMO ELECTRON CORP	COM	86/12/31-04/12/31	8/26/2004	29,334 77	29,820 28	(485 51)
400 00	THERMO ELECTRON CORP	COM	86/12/31-04/12/31	9/1/2004	10,525 59	10,642 19	(116 60)
1,000 00	THERMO ELECTRON CORP	COM	86/12/31-04/12/31	9/2/2004	26,353 28	25,557 60	795 68
600 00	THERMO ELECTRON CORP	COM	86/12/31-04/12/31	10/11/2004	16,427 79	15,013 74	1,414 05
1,200 00	THERMO ELECTRON CORP	COM	86/12/31-04/12/31	10/12/2004	32,657 95	29,708 63	2,949 32
1,300 00	THERMO ELECTRON CORP	COM	86/12/31-04/12/31	10/18/2004	35,078 76	31,495 80	3,582 96
200 00	THERMO ELECTRON CORP	COM	86/12/31-04/12/31	10/19/2004	5,442 73	4,681 40	761 33
1,300 00	THERMO ELECTRON CORP	COM	86/12/31-04/12/31	10/20/2004	34,461 93	30,170 13	4,291 80
900 00	THERMO ELECTRON CORP	COM	86/12/31-04/12/31	10/21/2004	24,078 57	20,703 59	3,374 98
800 00	THERMO ELECTRON CORP	COM	86/12/31-04/12/31	10/26/2004	20,935 50	18,326 81	2,608 69
1,600 00	THERMO ELECTRON CORP	COM	86/12/31-04/12/31	12/22/2004	49,177 56	36,469 04	12,708 52
1,200 00	THERMO ELECTRON CORP	COM	86/12/31-04/12/31	12/23/2004	36,861 81	27,088 36	9,773 45
100 00	THERMO ELECTRON CORP	COM	86/12/31-04/12/31	12/27/2004	3,038 34	2,228 36	809 98
1,200 00	THERMO ELECTRON CORP	COM	86/12/31-04/12/31	12/28/2004	36 433 78	26,740 32	9,693 46
700 00	THERMO ELECTRON CORP	COM	86/12/31-04/12/31	8/27/2004	18,744 37	18,707 71	36 66
400 00	THERMO ELECTRON CORP	COM	86/12/31-04/12/31	8/30/2004	10,522 71	10,690 12	(167 41)
800 00	THERMO ELECTRON CORP	COM	86/12/31-04/12/31	8/31/2004	20,897 91	21,339 14	(441 23)
1,600 00	THERMO ELECTRON CORP	COM	86/12/31-04/12/31	12/29/2004	48,413 74	35,282 06	13,131 68
1,100 00	THERMO ELECTRON CORP	COM	86/12/31-04/12/31	12/30/2004	33,353 85	24,239 38	9,114 47
1,300 00	THERMO ELECTRON CORP	COM	86/12/31-04/12/31	12/31/2004	39,239 19	28,646 54	10,592 65
2,900 00	TIBCO SOFTWARE INC	COM	86/12/31-04/12/31	6/4/2004	23,094 47	23,757 38	(662 91)
4,400 00	TIBCO SOFTWARE INC	COM	86/12/31-04/12/31	9/23/2004	37,063 41	35,486 07	1 577 34
2,700 00	TIBCO SOFTWARE INC	COM	86/12/31-04/12/31	9/24/2004	22,699 17	21,075 36	1,623 81
2,300 00	TIBCO SOFTWARE INC	COM	86/12/31-04/12/31	10/4/2004	20,215 14	17,355 14	2,860 00
3,300 00	TIBCO SOFTWARE INC	COM	86/12/31-04/12/31	10/12/2004	28,612 96	24,752 77	3,860 19
11,900 00	TIBCO SOFTWARE INC	COM	86/12/31-04/12/31	10/13/2004	104,953 15	88,687 41	16,265 74
2,700 00	TIBCO SOFTWARE INC	COM	86/12/31-04/12/31	11/23/2004	30,014 38	19,757 98	10,256 40
2,600 00	TIBCO SOFTWARE INC	COM	86/12/31-04/12/31	12/1/2004	29,867 83	17,992 16	11,875 67
5,100 00	TIBCO SOFTWARE INC	COM	86/12/31-04/12/31	9/28/2004	41,232 53	39,382 03	1,850 50
4,100 00	TIBCO SOFTWARE INC	COM	86/12/31-04/12/31	9/29/2004	34,318 24	31,080 94	3,237 30
200 00	TIBCO SOFTWARE INC	COM	86/12/31-04/12/31	9/30/2004	1,703 50	1,509 38	194 12
1,900 00	TIBCO SOFTWARE INC	COM	86/12/31-04/12/31	12/30/2004	24,564 71	13,015 00	11,549 71
1,900 00	TIBCO SOFTWARE INC	COM	86/12/31-04/12/31	12/31/2004	25,198 15	13,015 00	12,183 15
200 00	UNIVISION COMMUNICATIONS INC	CL A	86/12/31-04/12/31	1/5/2004	7,992 78	6,827 06	1,165 72
1,700 00	UNIVISION COMMUNICATIONS INC	CL A	86/12/31-04/12/31	7/2/2004	52,149 67	64,855 00	(12,705 33)
1,500 00	UNIVISION COMMUNICATIONS INC	CL A	86/12/31-04/12/31	8/18/2004	52,138 32	57,225 00	(5,086 68)
1,600 00	UNIVISION COMMUNICATIONS INC	CL A	86/12/31-04/12/31	8/19/2004	55,426 86	60,116 93	(4,690 07)
700 00	UNIVISION COMMUNICATIONS INC	CL A	86/12/31-04/12/31	9/7/2004	23,053 11	24,572 65	(1,519 54)
900 00	UNIVISION COMMUNICATIONS INC	CL A	86/12/31-04/12/31	9/17/2004	28,761 70	30,689 55	(1,927 85)
400 00	UNIVISION COMMUNICATIONS INC	CL A	86/12/31-04/12/31	9/20/2004	12,696 58	13,627 56	(930 98)
900 00	UNIVISION COMMUNICATIONS INC	CL A	86/12/31-04/12/31	9/21/2004	28,426 82	30,533 04	(2,106 22)
1,200 00	UNIVISION COMMUNICATIONS INC	CL A	86/12/31-04/12/31	9/22/2004	38,329 62	40,625 36	(2,295 74)
700 00	UNIVISION COMMUNICATIONS INC	CL A	86/12/31-04/12/31	10/4/2004	22,226 36	23,259 67	(1,033 31)
100 00	UNIVISION COMMUNICATIONS INC	CL A	86/12/31-04/12/31	10/5/2004	3,171 52	3,322 81	(151 29)
400 00	UNIVISION COMMUNICATIONS INC	CL A	86/12/31-04/12/31	10/7/2004	12,652 82	13,275 23	(622 41)
600 00	UNIVISION COMMUNICATIONS INC	CL A	86/12/31-04/12/31	12/3/2004	17,453 59	19,840 80	(2,387 21)
1,700 00	UNIVISION COMMUNICATIONS INC	CL A	86/12/31-04/12/31	12/6/2004	49,178 48	56,046 35	(6,867 87)
900 00	UNIVISION COMMUNICATIONS INC	CL A	86/12/31-04/12/31	12/7/2004	26,020 37	29,358 85	(3,338 48)
500 00	UNIVISION COMMUNICATIONS INC	CL A	86/12/31-04/12/31	8/27/2004	16,981 70	18,315 16	(1,333 46)
200 00	UNIVISION COMMUNICATIONS INC	CL A	86/12/31-04/12/31	9/28/2004	6,237 15	6,749 98	(512 83)
500 00	UNIVISION COMMUNICATIONS INC	CL A	86/12/31-04/12/31	9/29/2004	15,576 28	16,849 15	(1,272 87)
700 00	UNIVISION COMMUNICATIONS INC	CL A	86/12/31-04/12/31	9/30/2004	22,050 32	23,534 63	(1,484 31)
700 00	VERITAS SOFTWARE CORP	COM	86/12/31-04/12/31	1/2/2004	25,964 72	20,240 22	5,724 50
1,200 00	VERITAS SOFTWARE CORP	COM	86/12/31-04/12/31	1/5/2004	44,698 26	34,697 52	10,000 74
900 00	VERITAS SOFTWARE CORP	COM	86/12/31-04/12/31	1/6/2004	35,006 64	26,023 14	8,983 50
1,900 00	VERITAS SOFTWARE CORP	COM	86/12/31-04/12/31	1/8/2004	74,217 17	54,937 74	19,279 43
700 00	VERITAS SOFTWARE CORP	COM	86/12/31-04/12/31	1/9/2004	27,658 01	20,240 22	7,417 79
5,400 00	VERITAS SOFTWARE CORP	COM	86/12/31-04/12/31	4/22/2004	155,291 17	156,138 84	(847 67)
3,600 00	VERITAS SOFTWARE CORP	COM	86/12/31-04/12/31	4/23/2004	106,087 35	104,092 56	1,994 79
3,600 00	VERITAS SOFTWARE CORP	COM	86/12/31-04/12/31	4/26/2004	104,751 42	104,092 56	658 86
2,100 00	VERITAS SOFTWARE CORP	COM	86/12/31-04/12/31	4/27/2004	60,831 37	60,720 66	110 71
1,800 00	VERITAS SOFTWARE CORP	COM	86/12/31-04/12/31	4/28/2004	51,060 66	51,059 83	0 83
2,200 00	VERISIGN INC	COM	86/12/31-04/12/31	2/5/2004	39,189 84	36,278 01	2,911 83
3,500 00	VERISIGN INC	COM	86/12/31-04/12/31	2/6/2004	62,435 31	55,332 97	7,102 34
800 00	VERISIGN INC	COM	86/12/31-04/12/31	2/13/2004	14,311 96	12,415 28	1,896 68
2,400 00	VERISIGN INC	COM	86/12/31-04/12/31	2/17/2004	43,022 78	37,072 96	5,949 82
2,700 00	VERISIGN INC	COM	86/12/31-04/12/31	2/19/2004	49,745 16	40,895 70	8,849 46
900 00	VERISIGN INC	COM	86/12/31-04/12/31	2/20/2004	16,379 86	13,377 42	3,002 44
900 00	VERISIGN INC	COM	86/12/31-04/12/31	2/24/2004	15,689 71	13,192 14	2,497 57
800 00	VERISIGN INC	COM	86/12/31-04/12/31	12/1/2004	27,502 63	13,730 32	13,772 31
3,500 00	VERISIGN INC	COM	86/12/31-04/12/31	9/30/2004	69,142 62	60,423 05	8,719 57
200 00	VERISIGN INC	COM	86/12/31-04/12/31	12/29/2004	6,773 68	3,431 06	3,342 62
300 00	VERISIGN INC	COM	86/12/31-04/12/31	12/30/2004	10,203 57	5,146 59	5,056 98
1,600 00	VISHAY INTERTECHNOLOGY INC	COM	86/12/31-04/12/31	4/12/2004	35,718 52	38,219 84	(2,501 32)
1,700 00	VISHAY INTERTECHNOLOGY INC	COM	86/12/31-04/12/31	4/13/2004	36,603 71	39,803 85	(3 200 14)
1,000 00	VISHAY INTERTECHNOLOGY INC	COM	86/12/31-04/12/31	4/14/2004	21,438 09	22,364 02	(925 93)

THE ROCKEFELLER FOUNDATION
EMPLOYEE ID NO 13-1659629
GAIN AND LOSSES FOR TAX ON INVESTMENT INCOME
FORM 990 PF 2004, PART IV

Shares/Par Value	Security Name	Security Description	Date Bought	Date Sold	Proceeds	Cost	Realized
2,300 00	VISHAY INTERTECHNOLOGY INC	COM	86/12/31-04/12/31	4/15/2004	47,165 91	50,695 14	(3,529 23)
2,200 00	VISHAY INTERTECHNOLOGY INC	COM	86/12/31-04/12/31	4/16/2004	44,460 51	47,252 36	(2,791 85)
1,700 00	VISHAY INTERTECHNOLOGY INC	COM	86/12/31-04/12/31	4/19/2004	34,342 93	35,542 34	(1,199 41)
800 00	VISHAY INTERTECHNOLOGY INC	COM	86/12/31-04/12/31	4/20/2004	16,004 82	16,170 67	(165 85)
4,500 00	VISHAY INTERTECHNOLOGY INC	COM	86/12/31-04/12/31	8/10/2004	54,751 11	89,465 97	(34,714 86)
5,400 00	VISHAY INTERTECHNOLOGY INC	COM	86/12/31-04/12/31	8/11/2004	63,929 64	105,004 68	(41,075 04)
5,100 00	VISHAY INTERTECHNOLOGY INC	COM	86/12/31-04/12/31	8/12/2004	59,385 04	97,825 95	(38,440 91)
2,600 00	VISHAY INTERTECHNOLOGY INC	COM	86/12/31-04/12/31	8/13/2004	30,030 59	49,603 74	(19,573 15)
2,600 00	VISHAY INTERTECHNOLOGY INC	COM	86/12/31-04/12/31	8/16/2004	30,581 78	49,484 28	(18,902 50)
2,300 00	VISHAY INTERTECHNOLOGY INC	COM	86/12/31-04/12/31	8/17/2004	28,130 86	43,532 42	(15,401 56)
2,600 00	VISHAY INTERTECHNOLOGY INC	COM	86/12/31-04/12/31	8/18/2004	32,614 67	49,134 28	(16,519 61)
2,500 00	VISHAY INTERTECHNOLOGY INC	COM	86/12/31-04/12/31	8/23/2004	32,113 49	47,244 50	(15,131 01)
200 00	VISHAY INTERTECHNOLOGY INC	COM	86/12/31-04/12/31	8/23/2004	2,591 05	3,779 56	(1,188 51)
2,200 00	VISHAY INTERTECHNOLOGY INC	COM	86/12/31-04/12/31	8/24/2004	27,518 27	41,575 16	(14,056 89)
1,500 00	VISHAY INTERTECHNOLOGY INC	COM	86/12/31-04/12/31	9/14/2004	20,967 10	28,064 74	(7,097 64)
1,500 00	VISHAY INTERTECHNOLOGY INC	COM	86/12/31-04/12/31	9/15/2004	20,210 22	27,289 35	(7,079 13)
1,000 00	VISHAY INTERTECHNOLOGY INC	COM	86/12/31-04/12/31	9/16/2004	13,324 98	18,192 90	(4,867 92)
2,600 00	VISHAY INTERTECHNOLOGY INC	COM	86/12/31-04/12/31	9/17/2004	34,650 94	47,301 54	(12,650 60)
3,400 00	VISHAY INTERTECHNOLOGY INC	COM	86/12/31-04/12/31	9/20/2004	45,945 50	61,855 86	(15,910 36)
800 00	VISHAY INTERTECHNOLOGY INC	COM	86/12/31-04/12/31	9/21/2004	10,793 26	14,554 32	(3,761 06)
2,600 00	VISHAY INTERTECHNOLOGY INC	COM	86/12/31-04/12/31	9/22/2004	33,416 49	47,037 60	(13,621 11)
2,600 00	VISHAY INTERTECHNOLOGY INC	COM	86/12/31-04/12/31	9/23/2004	32,744 93	46,575 28	(13,830 35)
1,700 00	VISHAY INTERTECHNOLOGY INC	COM	86/12/31-04/12/31	9/24/2004	21,206 15	30,381 55	(9,175 40)
1,700 00	WENDYS INTL INC	COM	86/12/31-04/12/31	4/23/2004	68,579 28	51,169 83	17,409 45
700 00	WENDYS INTL INC	COM	86/12/31-04/12/31	4/26/2004	27,966 37	21,069 93	6,896 44
800 00	WENDYS INTL INC	COM	86/12/31-04/12/31	4/27/2004	31,710 93	24,079 92	7,631 01
400 00	WENDYS INTL INC	COM	86/12/31-04/12/31	5/4/2004	15,687 23	12,039 96	3,647 27
2,700 00	WENDYS INTL INC	COM	86/12/31-04/12/31	8/4/2004	93,522 84	81,269 73	12,253 11
700 00	WENDYS INTL INC	COM	86/12/31-04/12/31	8/5/2004	24,396 38	21,069 93	3,326 45
1,200 00	WENDYS INTL INC	COM	86/12/31-04/12/31	8/6/2004	40,874 64	36,119 88	4,754 76
1,800 00	WENDYS INTL INC	COM	86/12/31-04/12/31	8/9/2004	61,217 48	54,179 82	7,037 64
1,800 00	WENDYS INTL INC	COM	86/12/31-04/12/31	8/10/2004	61,043 23	54,179 82	6,863 41
1,800 00	WENDYS INTL INC	COM	86/12/31-04/12/31	8/11/2004	60,168 99	54,179 82	5,989 17
2,700 00	WENDYS INTL INC	COM	86/12/31-04/12/31	8/12/2004	88,916 47	81,269 73	7,646 74
1,700 00	WENDYS INTL INC	COM	86/12/31-04/12/31	8/13/2004	55,926 14	51,169 83	4,756 31
1,800 00	WENDYS INTL INC	COM	86/12/31-04/12/31	8/16/2004	59,060 21	54,179 82	4,880 39
200 00	WENDYS INTL INC	COM	86/12/31-04/12/31	4/28/2004	7,945 81	6,019 98	1,925 83
1,400 00	WESTERN WIRELESS CORP	CL A	86/12/31-04/12/31	1/16/2004	33,016 47	27,108 90	5,907 57
1,200 00	WESTERN WIRELESS CORP	CL A	86/12/31-04/12/31	1/20/2004	28,254 83	23,236 20	5,018 63
1,700 00	WESTERN WIRELESS CORP	CL A	86/12/31-04/12/31	1/21/2004	39,710 13	32,917 95	6,792 18
2,500 00	WESTERN WIRELESS CORP	CL A	86/12/31-04/12/31	2/5/2004	58,154 27	48,408 75	9,745 52
3,900 00	WESTERN WIRELESS CORP	CL A	86/12/31-04/12/31	2/6/2004	93,158 44	75,261 45	17,896 99
2,100 00	WESTERN WIRELESS CORP	CL A	86/12/31-04/12/31	2/9/2004	52,813 15	40,215 00	12,598 15
3,600 00	WESTERN WIRELESS CORP	CL A	86/12/31-04/12/31	5/5/2004	90,172 48	81,785 17	8,387 31
3,100 00	WESTERN WIRELESS CORP	CL A	86/12/31-04/12/31	5/6/2004	76,208 61	59,365 00	16,843 61
400 00	WESTERN WIRELESS CORP	CL A	86/12/31-04/12/31	5/7/2004	9,942 24	7,660 00	2,282 24
900 00	WESTERN WIRELESS CORP	CL A	86/12/31-04/12/31	5/12/2004	22,011 14	17,235 00	4,776 14
1,300 00	WESTERN WIRELESS CORP	CL A	86/12/31-04/12/31	5/19/2004	34,057 90	24,895 00	9,162 90
1,200 00	WESTERN WIRELESS CORP	CL A	86/12/31-04/12/31	5/21/2004	31,612 05	22,980 00	8,632 05
1,100 00	WESTERN WIRELESS CORP	CL A	86/12/31-04/12/31	5/24/2004	29,204 75	21,065 00	8,139 75
1,500 00	WESTERN WIRELESS CORP	CL A	86/12/31-04/12/31	11/3/2004	43,813 97	28,590 36	15,223 61
600 00	WESTERN WIRELESS CORP	CL A	86/12/31-04/12/31	11/4/2004	17,398 27	11,355 36	6,042 91
200 00	WESTERN WIRELESS CORP	CL A	86/12/31-04/12/31	11/5/2004	5,804 88	3,785 12	2,019 76
1,000 00	WESTERN WIRELESS CORP	CL A	86/12/31-04/12/31	11/9/2004	27,884 74	18,925 60	8,959 14
400 00	WESTERN WIRELESS CORP	CL A	86/12/31-04/12/31	11/17/2004	11,080 54	7,570 24	3,510 30
700 00	WESTERN WIRELESS CORP	CL A	86/12/31-04/12/31	12/1/2004	19,098 00	13,145 44	5,952 56
500 00	WESTERN WIRELESS CORP	CL A	86/12/31-04/12/31	10/27/2004	14,723 30	9,575 00	5,148 30
900 00	WESTERN WIRELESS CORP	CL A	86/12/31-04/12/31	10/29/2004	26,049 44	17,235 00	8,814 44
600 00	WHOLE FOODS MKT INC	COM	86/12/31-04/12/31	5/4/2004	47,755 94	34,278 04	13,477 90
400 00	WHOLE FOODS MKT INC	COM	86/12/31-04/12/31	5/7/2004	31,670 33	22,602 36	9,067 97
400 00	WHOLE FOODS MKT INC	COM	86/12/31-04/12/31	5/10/2004	30,682 00	22,602 36	8,079 64
800 00	WHOLE FOODS MKT INC	COM	86/12/31-04/12/31	5/11/2004	61,123 44	44,595 06	16,528 38
800 00	WHOLE FOODS MKT INC	COM	86/12/31-04/12/31	6/24/2004	73,178 20	44,475 68	28,702 52
700 00	WHOLE FOODS MKT INC	COM	86/12/31-04/12/31	7/9/2004	64,439 44	38,316 36	26,123 08
900 00	WHOLE FOODS MKT INC	COM	86/12/31-04/12/31	11/12/2004	84,917 33	67,506 23	17,411 10
400 00	WHOLE FOODS MKT INC	COM	86/12/31-04/12/31	12/1/2004	36,596 50	21,818 16	14,978 34
100 00	WHOLE FOODS MKT INC	COM	86/12/31-04/12/31	12/2/2004	9,044 78	5,395 25	3,649 53
100 00	WHOLE FOODS MKT INC	COM	86/12/31-04/12/31	12/3/2004	9,086 29	5,395 25	3,691 04
300 00	WHOLE FOODS MKT INC	COM	86/12/31-04/12/31	12/9/2004	28,344 41	16,179 73	12,164 68
300 00	WHOLE FOODS MKT INC	COM	86/12/31-04/12/31	11/29/2004	27,604 51	18,208 13	9,396 38
400 00	WHOLE FOODS MKT INC	COM	86/12/31-04/12/31	11/30/2004	36,267 75	21,658 78	14,608 97
7,100 00	WILLIAMS COS INC	COM	86/12/31-04/12/31	1/8/2004	74,553 60	62,537 76	12,015 84
4,400 00	WILLIAMS COS INC	COM	86/12/31-04/12/31	1/9/2004	47,565 72	36,943 28	10,622 44
2,200 00	WILLIAMS COS INC	COM	86/12/31-04/12/31	1/12/2004	24,066 86	18,471 64	5,595 22
3 100 00	WILLIAMS COS INC	COM	86/12/31-04/12/31	1/13/2004	33,038 86	26,028 22	7,010 64
3,100 00	WILLIAMS COS INC	COM	86/12/31-04/12/31	1/14/2004	32,920 14	26,028 22	6,891 92
2,400 00	WILLIAMS COS INC	COM	86/12/31-04/12/31	1/21/2004	27,134 08	20,150 88	6,983 20
3,100 00	WILLIAMS COS INC	COM	86/12/31-04/12/31	1/22/2004	34,356 92	26,028 22	8,328 70
3,100 00	WILLIAMS COS INC	COM	86/12/31-04/12/31	1/23/2004	34,312 90	26,028 22	8,284 68
2,700 00	WILLIAMS COS INC	COM	86/12/31-04/12/31	1/26/2004	29,289 03	22,669 74	6,619 29
3,200 00	WILLIAMS COS INC	COM	86/12/31-04/12/31	1/27/2004	34,462 70	26,867 84	7,594 86
23,200 00	WILLIAMS COS INC	COM	86/12/31-04/12/31	2/13/2004	235,283 36	194,791 84	40,491 52
5,800 00	WILLIAMS COS INC	COM	86/12/31-04/12/31	2/17/2004	59,295 25	48,697 96	10,597 29
5 300 00	WILLIAMS COS INC	COM	86/12/31-04/12/31	2/18/2004	53,092 37	44,499 86	8,592 51
9,900 00	WILLIAMS COS INC	COM	86/12/31-04/12/31	2/19/2004	93,813 93	83,122 38	10,691 55

THE ROCKEFELLER FOUNDATION
EMPLOYEE ID NO 13-1659629
GAIN AND LOSSES FOR TAX ON INVESTMENT INCOME
FORM 990 PF 2004, PART IV

Shares/Par Value	Security Name	Security Description	Date Bought	Date Sold	Proceeds	Cost	Realized
9,700 00	WILLIAMS COS INC	COM	86/12/31-04/12/31	2/20/2004	88,038 88	81,443 14	6,595 74
7,800 00	WILLIAMS COS INC	COM	86/12/31-04/12/31	2/23/2004	69,863 42	65,490 36	4,373 06
2,900 00	WILLIAMS COS INC	COM	86/12/31-04/12/31	2/24/2004	25,386 76	20 135 61	5,251 15
2,700 00	WILLIAMS COS INC	COM	86/12/31-04/12/31	1/28/2004	28,489 87	22,669 74	5,820 13
900 00	XM SATELLITE RADIO HLDGS INC	CL A	86/12/31-04/12/31	1/7/2004	25,738 79	17,642 52	8,096 27
400 00	XM SATELLITE RADIO HLDGS INC	CL A	86/12/31-04/12/31	5/11/2004	9,342 66	10,600 00	(1,257 34)
2,600 00	XM SATELLITE RADIO HLDGS INC	CL A	86/12/31-04/12/31	5/12/2004	58,854 04	65,570 31	(6,716 27)
2,200 00	XM SATELLITE RADIO HLDGS INC	CL A	86/12/31-04/12/31	5/13/2004	50,624 99	45,143 89	5,481 10
2,500 00	XM SATELLITE RADIO HLDGS INC	CL A	86/12/31-04/12/31	5/17/2004	55,867 19	48,118 21	7,748 98
3,800 00	XM SATELLITE RADIO HLDGS INC	CL A	86/12/31-04/12/31	5/18/2004	87,383 89	72,712 18	14,671 71
2,700 00	XM SATELLITE RADIO HLDGS INC	CL A	86/12/31-04/12/31	5/19/2004	64,400 23	51,425 43	12,974 80
2,700 00	XM SATELLITE RADIO HLDGS INC	CL A	86/12/31-04/12/31	5/20/2004	62,747 60	51,406 11	11,341 49
2,600 00	XM SATELLITE RADIO HLDGS INC	CL A	86/12/31-04/12/31	5/21/2004	60,478 48	49,502 18	10,976 30
3,300 00	XILINX INC	COM	86/12/31-04/12/31	1/8/2004	130,877 48	88,080 23	42,797 25
1,700 00	XILINX INC	COM	86/12/31-04/12/31	4/20/2004	63,027 55	67,716 69	(4,689 14)
3,400 00	XILINX INC	COM	86/12/31-04/12/31	4/21/2004	126,397 82	130,399 61	(4,001 79)
3,200 00	XILINX INC	COM	86/12/31-04/12/31	9/20/2004	93,597 48	115,385 51	(21,788 03)
2,600 00	XILINX INC	COM	86/12/31-04/12/31	9/22/2004	74,303 14	86,981 36	(12,678 22)
2,600 00	XILINX INC	COM	86/12/31-04/12/31	10/8/2004	72,898 91	68 547 96	4,350 95
1,300 00	XILINX INC	COM	86/12/31-04/12/31	11/2/2004	39,183 03	34,273 98	4,909 05
1,700 00	XILINX INC	COM	86/12/31-04/12/31	11/10/2004	49,838 75	44,819 82	5,018 93
2,200 00	XILINX INC	COM	86/12/31-04/12/31	9/28/2004	58,315 57	63,846 32	(5,530 75)
2,300 00	XILINX INC	COM	86/12/31-04/12/31	9/29/2004	61,397 52	60,638 58	758 94
21,300 00	XEROX CORP	COM	86/12/31-04/12/31	4/23/2004	281,630 51	321,987 80	(40,357 29)
5,300 00	XEROX CORP	COM	86/12/31-04/12/31	4/26/2004	71,886 98	78,291 80	(6,404 82)
2,400 00	XEROX CORP	COM	86/12/31-04/12/31	4/27/2004	32,778 19	35,149 92	(2,371 73)
18,700 00	XEROX CORP	COM	86/12/31-04/12/31	4/29/2004	250,026 21	268,835 21	(18,809 00)
2,200 00	YAHOO INC	COM	86/12/31-04/12/31	6/1/2004	70,682 80	55,085 53	15,597 27
3,500 00	YAHOO INC	COM	86/12/31-04/12/31	7/1/2004	120,863 02	78,738 32	42,124 70
900 00	YAHOO INC	COM	86/12/31-04/12/31	7/2/2004	30,521 79	19,485 00	11,036 79
1,500 00	YAHOO INC	COM	86/12/31-04/12/31	7/7/2004	49,256 74	32,088 88	17,167 86
3,700 00	YAHOO INC	COM	86/12/31-04/12/31	5/26/2004	111,480 23	102,494 81	8,985 42
2,400 00	YAHOO INC	COM	86/12/31-04/12/31	5/27/2004	73,064 12	66,085 60	6 978 52
1 100 00	YAHOO INC	COM	86/12/31-04/12/31	5/28/2004	34,081 82	28,587 80	5,494 02
5,700 00	YAHOO INC	COM	86/12/31-04/12/31	9/29/2004	191,737 80	149,242 16	42,495 64
1,200 00	YAHOO INC	COM	86/12/31-04/12/31	9/30/2004	40,984 79	24,550 38	16,434 41
4,500 00	YUM BRANDS INC	COM	86/12/31-04/12/31	12/3/2004	208,692 96	186,741 92	21,951 04
200 00	ZEBRA TECHNOLOGIES CORP	CL A	86/12/31-04/12/31	2/13/2004	13,964 80	12,000 70	1,964 10
400 00	ZEBRA TECHNOLOGIES CORP	CL A	86/12/31-04/12/31	2/17/2004	27,927 65	24,001 40	3,926 25
300 00	ZEBRA TECHNOLOGIES CORP	CL A	86/12/31-04/12/31	2/18/2004	20,732 95	18,001 05	2,731 90
900 00	ZIMMER HOLDINGS INC	COM	86/12/31-04/12/31	5/13/2004	72,959 49	55,288 16	17,671 33
1,200 00	ZIMMER HOLDINGS INC	COM	86/12/31-04/12/31	5/17/2004	98,122 90	60,955 51	37,167 39
700 00	ZIMMER HOLDINGS INC	COM	86/12/31-04/12/31	5/18/2004	58,025 56	32,946 41	25,079 15
300 00	ZIMMER HOLDINGS INC	COM	86/12/31-04/12/31	6/8/2004	26,341 36	14,119 89	12 221 47
1,300 00	ZIMMER HOLDINGS INC	COM	86/12/31-04/12/31	6/22/2004	110,872 71	60,300 80	50,571 91
2,300 00	ZIMMER HOLDINGS INC	COM	86/12/31-04/12/31	7/16/2004	178,979 05	102,321 25	76,657 80
600 00	ZIMMER HOLDINGS INC	COM	86/12/31-04/12/31	6/29/2004	51,890 74	27,344 46	24,546 28
3,100 00	ASSURED GUARANTY LTD	SHS	86/12/31-04/12/31	4/23/2004	56,312 65	55,800 00	512 65
3,200 00	ASSURED GUARANTY LTD	SHS	86/12/31-04/12/31	4/26/2004	56,748 74	57,600 00	(851 26)
2,300 00	ACCENTURE LTD BERMUDA	SHS A	86/12/31-04/12/31	1/2/2004	59,739 93	48,300 00	11,439 93
1,900 00	ACCENTURE LTD BERMUDA	SHS A	86/12/31-04/12/31	1/5/2004	50,582 85	39,900 00	10,682 85
3,700 00	ACCENTURE LTD BERMUDA	SHS A	86/12/31-04/12/31	1/13/2004	83,647 90	76,805 13	6,842 77
2,800 00	ACCENTURE LTD BERMUDA	SHS A	86/12/31-04/12/31	1/14/2004	65,123 26	56,885 48	8,237 78
3,100 00	ACCENTURE LTD BERMUDA	SHS A	86/12/31-04/12/31	1/15/2004	73,810 63	62,384 47	11,426 16
5,100 00	ACCENTURE LTD BERMUDA	SHS A	86/12/31-04/12/31	7/8/2004	138,822 31	100,687 35	38,134 96
1,000 00	ACCENTURE LTD BERMUDA	SHS A	86/12/31-04/12/31	7/9/2004	27,078 26	19,376 40	7,701 86
1,100 00	ACCENTURE LTD BERMUDA	SHS A	86/12/31-04/12/31	9/2/2004	29,033 38	27,433 34	1,600 04
2,400 00	ACCENTURE LTD BERMUDA	SHS A	86/12/31-04/12/31	9/3/2004	62,351 73	58,090 35	4,261 38
2,300 00	ACCENTURE LTD BERMUDA	SHS A	86/12/31-04/12/31	9/7/2004	59,787 09	52,751 49	7,035 60
4,200 00	ACCENTURE LTD BERMUDA	SHS A	86/12/31-04/12/31	9/15/2004	110,453 21	75,220 22	35,232 99
1,700 00	ACCENTURE LTD BERMUDA	SHS A	86/12/31-04/12/31	9/16/2004	45,983 92	30,385 46	15,598 46
1,300 00	ACCENTURE LTD BERMUDA	SHS A	86/12/31-04/12/31	9/17/2004	34,733 23	23,235 94	11,497 29
16,900 00	ACCENTURE LTD BERMUDA	SHS A	86/12/31-04/12/31	10/13/2004	401,979 04	302 067 22	99,911 82
4,600 00	ACCENTURE LTD BERMUDA	SHS A	86/12/31-04/12/31	11/17/2004	118,317 50	82,219 48	36,098 02
4,800 00	ACCENTURE LTD BERMUDA	SHS A	86/12/31-04/12/31	11/18/2004	124,220 60	85,794 24	38,426 36
1,300 00	ACCENTURE LTD BERMUDA	SHS A	86/12/31-04/12/31	11/19/2004	33,370 21	23,235 94	10,134 27
2,500 00	ACCENTURE LTD BERMUDA	SHS A	86/12/31-04/12/31	12/1/2004	66,583 93	44,684 50	21,899 43
400 00	ACCENTURE LTD BERMUDA	SHS A	86/12/31-04/12/31	12/2/2004	10,685 82	7,149 52	3,536 30
1,700 00	ACCENTURE LTD BERMUDA	SHS A	86/12/31-04/12/31	11/30/2004	44,157 14	30,385 46	13,771 68
2,200 00	NABORS INDUSTRIES LTD	SHS	86/12/31-04/12/31	3/1/2004	106,023 32	92,077 92	13,945 40
1,200 00	NABORS INDUSTRIES LTD	SHS	86/12/31-04/12/31	3/4/2004	57,004 25	50,224 32	6,779 93
900 00	NABORS INDUSTRIES LTD	SHS	86/12/31-04/12/31	3/5/2004	42,721 69	37,668 24	5,053 45
600 00	NABORS INDUSTRIES LTD	SHS	86/12/31-04/12/31	3/8/2004	28,367 85	25,112 16	3,255 69
1,200 00	NABORS INDUSTRIES LTD	SHS	86/12/31-04/12/31	3/9/2004	55,276 68	50,224 32	5,052 36
3,600 00	NABORS INDUSTRIES LTD	SHS	86/12/31-04/12/31	3/11/2004	159,550 81	150,672 96	8,877 85
1,800 00	NABORS INDUSTRIES LTD	SHS	86/12/31-04/12/31	3/12/2004	79,202 66	75,336 48	3,866 18
1,900 00	NABORS INDUSTRIES LTD	SHS	86/12/31-04/12/31	3/15/2004	84,783 23	77,552 00	7,231 23
1,100 00	NABORS INDUSTRIES LTD	SHS	86/12/31-04/12/31	2/27/2004	52,627 66	46,040 60	6,587 06
600 00	PLATINUM UNDERWRITERS HOLDINGS	SHS	86/12/31-04/12/31	2/13/2004	19,165 92	16,419 36	2,746 56
200 00	PLATINUM UNDERWRITERS HOLDINGS	SHS	86/12/31-04/12/31	2/17/2004	6,597 25	5,473 12	1,124 13
500 00	PLATINUM UNDERWRITERS HOLDINGS	SHS	86/12/31-04/12/31	2/23/2004	16,578 85	13,682 80	2,896 05
1,100 00	PLATINUM UNDERWRITERS HOLDINGS	SHS	86/12/31-04/12/31	3/1/2004	36,651 88	30,102 16	6,549 72
500 00	PLATINUM UNDERWRITERS HOLDINGS	SHS	86/12/31-04/12/31	3/2/2004	16,869 09	13,682 80	3,186 29
600 00	PLATINUM UNDERWRITERS HOLDINGS	SHS	86/12/31-04/12/31	3/3/2004	20,197 07	16,419 36	3,777 71
100 00	PLATINUM UNDERWRITERS HOLDINGS	SHS	86/12/31-04/12/31	3/4/2004	3,369 86	2,736 56	633 30

THE ROCKEFELLER FOUNDATION
EMPLOYEE ID NO 13-1659629
GAIN AND LOSSES FOR TAX ON INVESTMENT INCOME
FORM 990 PF 2004, PART IV

Shares/Par Value	Security Name	Security Description	Date Bought	Date Sold	Proceeds	Cost	Realized
400 00	PLATINUM UNDERWRITERS HOLDINGS	SHS	86/12/31-04/12/31	5/3/2004	12,927 73	10,946 24	1,981 49
300 00	PLATINUM UNDERWRITERS HOLDINGS	SHS	86/12/31-04/12/31	5/4/2004	9,664 51	8,209 68	1,454 83
100 00	PLATINUM UNDERWRITERS HOLDINGS	SHS	86/12/31-04/12/31	5/5/2004	3,227 45	2,736 56	490 89
4,300 00	PLATINUM UNDERWRITERS HOLDINGS	SHS	86/12/31-04/12/31	5/7/2004	135,848 43	117,672 08	18,176 35
500 00	PLATINUM UNDERWRITERS HOLDINGS	SHS	86/12/31-04/12/31	5/11/2004	15,849 72	13,682 80	2,166 92
700 00	PLATINUM UNDERWRITERS HOLDINGS	SHS	86/12/31-04/12/31	5/18/2004	21,685 89	19,155 92	2,509 97
400 00	PLATINUM UNDERWRITERS HOLDINGS	SHS	86/12/31-04/12/31	5/25/2004	12,383 46	10,946 24	1,437 22
500 00	PLATINUM UNDERWRITERS HOLDINGS	SHS	86/12/31-04/12/31	6/3/2004	15,319 64	13,682 80	1,636 84
400 00	PLATINUM UNDERWRITERS HOLDINGS	SHS	86/12/31-04/12/31	7/8/2004	12,198 31	10,946 24	1,252 07
1,600 00	PLATINUM UNDERWRITERS HOLDINGS	SHS	86/12/31-04/12/31	7/9/2004	49,244 60	43,784 96	5,459 64
200 00	PLATINUM UNDERWRITERS HOLDINGS	SHS	86/12/31-04/12/31	7/20/2004	5,969 86	5,473 12	496 74
500 00	PLATINUM UNDERWRITERS HOLDINGS	SHS	86/12/31-04/12/31	7/27/2004	14,091 31	13,682 80	408 51
500 00	PLATINUM UNDERWRITERS HOLDINGS	SHS	86/12/31-04/12/31	8/2/2004	13,928 57	13,682 80	245 77
900 00	PLATINUM UNDERWRITERS HOLDINGS	SHS	86/12/31-04/12/31	8/3/2004	25,138 84	24,629 04	509 80
1,000 00	PLATINUM UNDERWRITERS HOLDINGS	SHS	86/12/31-04/12/31	8/4/2004	27,649 35	27,365 60	283 75
800 00	PLATINUM UNDERWRITERS HOLDINGS	SHS	86/12/31-04/12/31	8/5/2004	22,642 34	21,892 48	749 86
100 00	PLATINUM UNDERWRITERS HOLDINGS	SHS	86/12/31-04/12/31	2/27/2004	3,293 74	2,736 56	557 18
100 00	PLATINUM UNDERWRITERS HOLDINGS	SHS	86/12/31-04/12/31	4/30/2004	3,199 00	2,736 56	462 44
700 00	PLATINUM UNDERWRITERS HOLDINGS	SHS	86/12/31-04/12/31	5/26/2004	21,702 29	19,155 92	2,546 37
200 00	PLATINUM UNDERWRITERS HOLDINGS	SHS	86/12/31-04/12/31	5/27/2004	6,194 59	5,473 12	721 47
200 00	PLATINUM UNDERWRITERS HOLDINGS	SHS	86/12/31-04/12/31	7/28/2004	5,608 44	5,473 12	135 32
300 00	PLATINUM UNDERWRITERS HOLDINGS	SHS	86/12/31-04/12/31	7/29/2004	8,324 71	8,209 68	115 03
1,100 00	PLATINUM UNDERWRITERS HOLDINGS	SHS	86/12/31-04/12/31	7/30/2004	30,548 81	30,102 16	446 65
11,600 00	SEAGATE TECHNOLOGY	SHS	86/12/31-04/12/31	1/21/2004	187,682 66	265,799 42	(78,116 76)
2,300 00	SEAGATE TECHNOLOGY	SHS	86/12/31-04/12/31	1/22/2004	37,159 58	50,323 88	(13,164 30)
6,400 00	SEAGATE TECHNOLOGY	SHS	86/12/31-04/12/31	1/23/2004	102,326 71	133,689 42	(31,362 71)
2,400 00	SEAGATE TECHNOLOGY	SHS	86/12/31-04/12/31	2/20/2004	41,835 31	48,088 22	(6,250 91)
2,800 00	SEAGATE TECHNOLOGY	SHS	86/12/31-04/12/31	2/23/2004	47,255 71	55,437 72	(8,182 01)
2,700 00	SEAGATE TECHNOLOGY	SHS	86/12/31-04/12/31	3/3/2004	45,620 92	52,011 81	(6,390 89)
900 00	SEAGATE TECHNOLOGY	SHS	86/12/31-04/12/31	3/4/2004	14,913 94	16,679 57	(1,765 63)
1,600 00	SEAGATE TECHNOLOGY	SHS	86/12/31-04/12/31	3/8/2004	25,679 79	28,688 88	(3,009 09)
5,300 00	SEAGATE TECHNOLOGY	SHS	86/12/31-04/12/31	3/8/2004	83,391 70	93,653 32	(10,261 62)
5,300 00	SEAGATE TECHNOLOGY	SHS	86/12/31-04/12/31	3/10/2004	82,976 73	92,243 73	(9,267 00)
6,600 00	SEAGATE TECHNOLOGY	SHS	86/12/31-04/12/31	3/11/2004	102,152 13	114,394 50	(12,242 37)
5,700 00	SEAGATE TECHNOLOGY	SHS	86/12/31-04/12/31	3/12/2004	89,562 30	98,795 25	(9,232 95)
4,400 00	SEAGATE TECHNOLOGY	SHS	86/12/31-04/12/31	3/15/2004	68,089 97	76,263 00	(8,173 03)
4,400 00	SEAGATE TECHNOLOGY	SHS	86/12/31-04/12/31	3/16/2004	69,302 56	76,263 00	(6,960 44)
2,700 00	SEAGATE TECHNOLOGY	SHS	86/12/31-04/12/31	3/17/2004	43,668 09	46,797 75	(3,129 66)
2,600 00	SEAGATE TECHNOLOGY	SHS	86/12/31-04/12/31	3/18/2004	41,750 46	45,064 50	(3,314 04)
3,600 00	SEAGATE TECHNOLOGY	SHS	86/12/31-04/12/31	3/19/2004	57,338 55	62,022 29	(4,683 74)
3,400 00	SEAGATE TECHNOLOGY	SHS	86/12/31-04/12/31	12/8/2004	59,727 75	48,460 70	11,267 05
2,700 00	SEAGATE TECHNOLOGY	SHS	86/12/31-04/12/31	2/25/2004	45,386 03	52,921 57	(7,535 54)
1,800 00	SEAGATE TECHNOLOGY	SHS	86/12/31-04/12/31	2/26/2004	31,101 18	35,163 82	(4,062 66)
1,200 00	WEATHERFORD INTL LTD	COMMON STOCK	86/12/31-04/12/31	10/13/2004	58,754 94	58,390 17	364 77
1,600 00	WEATHERFORD INTL LTD	COMMON STOCK	86/12/31-04/12/31	4/28/2004	72,179 10	70,255 20	1,923 90
7,900 00	ADVANCED DIGITAL INFORMATION	COM	86/12/31-04/12/31	12/10/2004	74,748 04	76,519 64	(1,771 60)
7,100 00	ADVO INC	COM	86/12/31-04/12/31	12/10/2004	251,157 32	221,863 21	29,294 11
400 00	ALBEMARLE CORP	COM	86/12/31-04/12/31	9/7/2004	13,993 67	11,984 90	2,008 77
300 00	ALBEMARLE CORP	COM	86/12/31-04/12/31	11/1/2004	10,828 84	8,674 80	2,154 04
600 00	ALBEMARLE CORP	COM	86/12/31-04/12/31	11/2/2004	21,888 80	17,344 56	4,544 24
200 00	ALBEMARLE CORP	COM	86/12/31-04/12/31	11/3/2004	7,354 82	5,781 52	1,573 30
2,500 00	ALBEMARLE CORP	COM	86/12/31-04/12/31	12/10/2004	97,074 72	71,284 99	25,789 73
1,000 00	ALBEMARLE CORP	COM	86/12/31-04/12/31	10/26/2004	35,839 56	29,035 69	6,803 87
100 00	AMERICA SVC GROUP INC	COM	86/12/31-04/12/31	4/5/2004	3,543 39	1,895 00	1,648 39
200 00	AMERICA SVC GROUP INC	COM	86/12/31-04/12/31	4/6/2004	7,104 15	3,790 00	3,314 15
300 00	AMERICA SVC GROUP INC	COM	86/12/31-04/12/31	4/7/2004	11,220 03	5,685 00	5,535 03
100 00	AMERICA SVC GROUP INC	COM	86/12/31-04/12/31	4/8/2004	3,702 62	1,895 00	1,807 62
500 00	AMERICA SVC GROUP INC	COM	86/12/31-04/12/31	4/12/2004	19,102 70	9,475 00	9,627 70
100 00	AMERICA SVC GROUP INC	COM	86/12/31-04/12/31	7/15/2004	3,506 91	1,895 00	1,611 91
100 00	AMERICA SVC GROUP INC	COM	86/12/31-04/12/31	7/15/2004	3,515 84	1,895 00	1,620 84
600 00	AMERICA SVC GROUP INC	COM	86/12/31-04/12/31	7/16/2004	20,969 50	11,370 00	9,599 50
100 00	AMERICA SVC GROUP INC	COM	86/12/31-04/12/31	7/16/2004	3,499 50	1,895 00	1,604 50
100 00	AMERICA SVC GROUP INC	COM	86/12/31-04/12/31	7/20/2004	3,504 93	1,895 00	1,609 93
500 00	AMERICA SVC GROUP INC	COM	86/12/31-04/12/31	7/21/2004	17,499 58	9,475 00	8,024 58
100 00	AMERICA SVC GROUP INC	COM	86/12/31-04/12/31	7/21/2004	3,499 77	1,895 00	1,604 77
300 00	AMERICA SVC GROUP INC	COM	86/12/31-04/12/31	8/3/2004	10,515 11	5,685 00	4,830 11
300 00	AMERICA SVC GROUP INC	COM	86/12/31-04/12/31	8/5/2004	10,511 75	5,685 00	4,826 75
200 00	AMERICA SVC GROUP INC	COM	86/12/31-04/12/31	8/6/2004	7,091 37	3,790 00	3,301 37
200 00	AMERICA SVC GROUP INC	COM	86/12/31-04/12/31	8/9/2004	7,267 16	3,790 00	3,477 16
200 00	AMERICA SVC GROUP INC	COM	86/12/31-04/12/31	8/11/2004	7,179 11	3,790 00	3,389 11
300 00	AMERICA SVC GROUP INC	COM	86/12/31-04/12/31	8/13/2004	10,785 46	5,010 64	5,774 82
200 00	AMERICA SVC GROUP INC	COM	86/12/31-04/12/31	8/16/2004	7,189 83	3,329 48	3,860 35
100 00	AMERICA SVC GROUP INC	COM	86/12/31-04/12/31	8/17/2004	3,582 97	1,662 48	1,920 49
600 00	AMERICA SVC GROUP INC	COM	86/12/31-04/12/31	1/30/2004	16,756 43	11,370 00	5,386 43
200 00	AMERICA SVC GROUP INC	COM	86/12/31-04/12/31	7/30/2004	7,059 47	3,790 00	3,269 47
300 00	AMERICAN PAC CORP	COM	86/12/31-04/12/31	2/4/2004	2,912 86	2,433 00	479 86
100 00	AMERICAN PAC CORP	COM	86/12/31-04/12/31	3/18/2004	831 63	811 00	20 63
100 00	AMERICAN PAC CORP	COM	86/12/31-04/12/31	4/13/2004	796 55	811 00	(14 45)
100 00	AMERICAN PAC CORP	COM	86/12/31-04/12/31	4/27/2004	776 19	811 00	(34 81)
100 00	AMERICAN PAC CORP	COM	86/12/31-04/12/31	5/19/2004	768 31	811 00	(42 69)
200 00	AMERICAN PAC CORP	COM	86/12/31-04/12/31	6/23/2004	1,491 96	1,622 00	(130 04)
100 00	AMERICAN PAC CORP	COM	86/12/31-04/12/31	7/14/2004	753 22	811 00	(57 78)
3,100 00	AMERICAN PAC CORP	COM	86/12/31-04/12/31	7/20/2004	23,125 45	25,141 00	(2,015 55)
100 00	AMERICAN PAC CORP	COM	86/12/31-04/12/31	3/29/2004	810 52	811 00	(0 48)
100 00	AMERICAN PAC CORP	COM	86/12/31-04/12/31	4/28/2004	777 98	811 00	(33 02)

THE ROCKEFELLER FOUNDATION
EMPLOYEE ID NO 13-1659629
GAIN AND LOSSES FOR TAX ON INVESTMENT INCOME
FORM 990 PF 2004, PART IV

Shares/Par Value	Security Name	Security Description	Date Bought	Date Sold	Proceeds	Cost	Realized
100 00	ARKANSAS BEST CORP	COM	86/12/31-04/12/31	1/5/2004	3,219 84	2,710 10	509 74
1,000 00	ARKANSAS BEST CORP	COM	86/12/31-04/12/31	1/5/2004	31,918 60	27,101 00	4,817 60
100 00	ARKANSAS BEST CORP	COM	86/12/31-04/12/31	1/7/2004	3,164 07	2,710 10	453 97
200 00	ARKANSAS BEST CORP	COM	86/12/31-04/12/31	1/8/2004	6,409 95	5,420 20	989 75
1,800 00	ARKANSAS BEST CORP	COM	86/12/31-04/12/31	6/16/2004	57,457 71	48,781 80	8,675 91
1 100 00	ARKANSAS BEST CORP	COM	86/12/31-04/12/31	6/17/2004	35,111 94	29,811 10	5,300 84
300 00	ARKANSAS BEST CORP	COM	86/12/31-04/12/31	6/23/2004	9,608 53	8 130 30	1 478 23
200 00	ARKANSAS BEST CORP	COM	86/12/31-04/12/31	6/24/2004	6,388 89	5,420 20	968 69
300 00	ARKANSAS BEST CORP	COM	86/12/31-04/12/31	6/25/2004	9,566 50	8,130 30	1,436 20
900 00	ARKANSAS BEST CORP	COM	86/12/31-04/12/31	7/20/2004	30,041 74	24,390 90	5,650 84
500 00	ARKANSAS BEST CORP	COM	86/12/31-04/12/31	7/20/2004	16,602 11	13,550 50	3,051 61
800 00	ARKANSAS BEST CORP	COM	86/12/31-04/12/31	11/3/2004	31,945 25	21,680 80	10,264 45
100 00	ARKANSAS BEST CORP	COM	86/12/31-04/12/31	11/4/2004	4,020 42	2,710 10	1,310 32
300 00	ARKANSAS BEST CORP	COM	86/12/31-04/12/31	11/8/2004	12,238 63	8,130 30	4,108 33
300 00	ARKANSAS BEST CORP	COM	86/12/31-04/12/31	11/11/2004	12,418 80	8,130 30	4 288 50
300 00	ARKANSAS BEST CORP	COM	86/12/31-04/12/31	11/12/2004	12,460 92	8,119 24	4,341 68
200 00	ARKANSAS BEST CORP	COM	86/12/31-04/12/31	11/17/2004	8,202 84	5,398 08	2,804 76
600 00	ARKANSAS BEST CORP	COM	86/12/31-04/12/31	12/10/2004	25,507 74	15,924 42	9,583 32
200 00	ARKANSAS BEST CORP	COM	86/12/31-04/12/31	12/28/2004	9,182 94	5,308 14	3,874 80
700.00	ARKANSAS BEST CORP	COM	86/12/31-04/12/31	6/28/2004	22,421 10	18,970 70	3,450 40
700 00	ARKANSAS BEST CORP	COM	86/12/31-04/12/31	6/29/2004	22,444 55	18,970 70	3,473 85
300 00	ARKANSAS BEST CORP	COM	86/12/31-04/12/31	12/30/2004	13,510 54	7,962 21	5,548 33
100 00	ARKANSAS BEST CORP	COM	86/12/31-04/12/31	12/31/2004	4,500 78	2,654 07	1,846 71
300 00	ATWOOD OCEANICS INC	COM	86/12/31-04/12/31	5/25/2004	11,678 09	7,494 00	4,184 09
200 00	ATWOOD OCEANICS INC	COM	86/12/31-04/12/31	6/1/2004	7,967 99	4,996 00	2,971 99
800 00	ATWOOD OCEANICS INC	COM	86/12/31-04/12/31	6/16/2004	33,645 93	19,984 00	13 661 93
200 00	ATWOOD OCEANICS INC	COM	86/12/31-04/12/31	6/17/2004	8,405 00	4,996 00	3,409 00
200 00	ATWOOD OCEANICS INC	COM	86/12/31-04/12/31	6/22/2004	8,290 64	4,996 00	3,294 64
200 00	ATWOOD OCEANICS INC	COM	86/12/31-04/12/31	6/23/2004	8,330 80	4,996 00	3,334 80
200 00	ATWOOD OCEANICS INC	COM	86/12/31-04/12/31	6/24/2004	8,354 26	4,996 00	3,358 26
100 00	ATWOOD OCEANICS INC	COM	86/12/31-04/12/31	6/25/2004	4,179 45	2,498 00	1,681 45
200 00	ATWOOD OCEANICS INC	COM	86/12/31-04/12/31	7/1/2004	8,353 60	4,996 00	3,357 60
100 00	ATWOOD OCEANICS INC	COM	86/12/31-04/12/31	7/2/2004	4,220 01	2,498 00	1,722 01
100 00	ATWOOD OCEANICS INC	COM	86/12/31-04/12/31	7/6/2004	4,248 41	2,498 00	1,750 41
200 00	ATWOOD OCEANICS INC	COM	86/12/31-04/12/31	7/7/2004	8,390 64	4,996 00	3,394 64
300 00	ATWOOD OCEANICS INC	COM	86/12/31-04/12/31	7/14/2004	12,584 58	7,494 00	5,090 58
600 00	ATWOOD OCEANICS INC	COM	86/12/31-04/12/31	7/15/2004	25,816 85	14,988 00	10 828 85
100 00	ATWOOD OCEANICS INC	COM	86/12/31-04/12/31	7/16/2004	4,353 41	2,498 00	1,855 41
100 00	ATWOOD OCEANICS INC	COM	86/12/31-04/12/31	7/21/2004	4,394 93	2,498 00	1,896 93
400 00	ATWOOD OCEANICS INC	COM	86/12/31-04/12/31	9/16/2004	17,583 74	9,992 00	7,591 74
100 00	ATWOOD OCEANICS INC	COM	86/12/31-04/12/31	9/20/2004	4,508 55	2,498 00	2,010 55
300 00	ATWOOD OCEANICS INC	COM	86/12/31-04/12/31	9/21/2004	13,475 95	7,494 00	5,981 95
200 00	ATWOOD OCEANICS INC	COM	86/12/31-04/12/31	9/22/2004	9,040 70	4,996 00	4,044 70
500 00	ATWOOD OCEANICS INC	COM	86/12/31-04/12/31	9/23/2004	22,822 56	12,490 00	10,332 56
800 00	ATWOOD OCEANICS INC	COM	86/12/31-04/12/31	9/24/2004	37,154 08	19,984 00	17,170 08
300 00	ATWOOD OCEANICS INC	COM	86/12/31-04/12/31	10/5/2004	14,570 77	7,494 00	7,076 77
1,300 00	ATWOOD OCEANICS INC	COM	86/12/31-04/12/31	10/6/2004	64,163 11	32,474 00	31,689 11
800 00	ATWOOD OCEANICS INC	COM	86/12/31-04/12/31	10/7/2004	41,463 90	19,984 00	21,479 90
100 00	ATWOOD OCEANICS INC	COM	86/12/31-04/12/31	10/7/2004	5,215 76	2,498 00	2,717 76
700 00	ATWOOD OCEANICS INC	COM	86/12/31-04/12/31	12/10/2004	34,585 21	17,043 70	17,541 51
200 00	ATWOOD OCEANICS INC	COM	86/12/31-04/12/31	5/26/2004	7,754 51	4,996 00	2,758 51
100 00	ATWOOD OCEANICS INC	COM	86/12/31-04/12/31	5/28/2004	4,008 26	2,498 00	1,510 26
100 00	ATWOOD OCEANICS INC	COM	86/12/31-04/12/31	6/30/2004	4,179 80	2,498 00	1,681 80
800 00	ATWOOD OCEANICS INC	COM	86/12/31-04/12/31	9/28/2004	38,261 82	19,984 00	18,277 82
100 00	ATWOOD OCEANICS INC	COM	86/12/31-04/12/31	11/30/2004	5,275 99	2,498 00	2 777 99
11,900 00	BEARINGPOINT INC	COM	86/12/31-04/12/31	12/10/2004	100,374 14	127,568 00	(27,193 86)
800 00	BLACK BOX CORP	COM	86/12/31-04/12/31	12/10/2004	33,554 65	27,751 52	5,803 13
3,500 00	BLACK HILLS CORP	COM	86/12/31-04/12/31	12/10/2004	100,776 64	104,131 89	(3,355 25)
200 00	BORG WARNER INC	COM	86/12/31-04/12/31	3/2/2004	18,223 58	13,158 00	5,065 58
100 00	BORG WARNER INC	COM	86/12/31-04/12/31	3/3/2004	9,008 62	6,579 00	2,429 62
100 00	BORG WARNER INC	COM	86/12/31-04/12/31	4/26/2004	8,998 28	6,579 00	2,419 28
400 00	BORG WARNER INC	COM	86/12/31-04/12/31	8/10/2004	18,557 96	13,158 00	5,399 96
300 00	BORG WARNER INC	COM	86/12/31-04/12/31	8/18/2004	13,910 67	9,868 50	4,042 17
700 00	BORG WARNER INC	COM	86/12/31-04/12/31	11/4/2004	33,904 89	23,026 50	10,878 39
300 00	BORG WARNER INC	COM	86/12/31-04/12/31	11/8/2004	14,945 34	9,868 50	5,076 84
900 00	BORG WARNER INC	COM	86/12/31-04/12/31	11/9/2004	44,682 78	29,605 50	15,077 28
600 00	BORG WARNER INC	COM	86/12/31-04/12/31	11/10/2004	29,942 71	19,737 00	10,205 71
500 00	BORG WARNER INC	COM	86/12/31-04/12/31	11/11/2004	25,339 00	16,447 50	8,891 50
800 00	BORG WARNER INC	COM	86/12/31-04/12/31	11/12/2004	40,607 84	26,316 00	14,291 84
900 00	BORG WARNER INC	COM	86/12/31-04/12/31	11/15/2004	45,896 22	29,605 50	16,290 72
200 00	BORG WARNER INC	COM	86/12/31-04/12/31	12/1/2004	10,159 80	6,579 00	3,580 80
100 00	BORG WARNER INC	COM	86/12/31-04/12/31	12/2/2004	5,058 24	3,289 50	1,768 74
900 00	BORG WARNER INC	COM	86/12/31-04/12/31	12/10/2004	44,349 97	29,605 50	14,744 47
700 00	BORG WARNER INC	COM	86/12/31-04/12/31	12/22/2004	36,989 72	23,026 50	13,963 22
300 00	BORG WARNER INC	COM	86/12/31-04/12/31	12/23/2004	15,756 59	9,868 50	5,888 09
200 00	BORG WARNER INC	COM	86/12/31-04/12/31	12/28/2004	10,724 06	6,579 00	4,145 06
1,300 00	BORG WARNER INC	COM	86/12/31-04/12/31	10/27/2004	60,839 09	42,763 50	18,075 59
1,400 00	BORG WARNER INC	COM	86/12/31-04/12/31	10/28/2004	65,930 61	46,053 00	19,877 61
300 00	BORG WARNER INC	COM	86/12/31-04/12/31	12/29/2004	16,175 35	9,868 50	6,306 85
1,100 00	BORLAND SOFTWARE CORP	COM	86/12/31-04/12/31	10/21/2004	10,656 00	7,961 12	2,694 88
2,300 00	BORLAND SOFTWARE CORP	COM	86/12/31-04/12/31	10/22/2004	23,260 27	16,525 11	6,735 16
3,200 00	BORLAND SOFTWARE CORP	COM	86/12/31-04/12/31	10/26/2004	32,009 80	22,823 92	9,185 88
4,200 00	BOSTON COMMUNICATIONS GROUP	COM	86/12/31-04/12/31	12/10/2004	40,396 33	49,165 62	(8,769 29)
14,500 00	BROWN TOM INC	COM NEW	86/12/31-04/12/31	5/18/2004	696,000 00	367,918 37	328,081 63
1,700 00	BROWN SHOE INC NEW	COM	86/12/31-04/12/31	12/10/2004	48,661 87	46,179 88	2,481 99

THE ROCKEFELLER FOUNDATION
EMPLOYEE ID NO 13-1659629
GAIN AND LOSSES FOR TAX ON INVESTMENT INCOME
FORM 990 PF 2004, PART IV

Shares/Par Value	Security Name	Security Description	Date Bought	Date Sold	Proceeds	Cost	Realized
200 00	BUTLER MFG CO DEL	COM	86/12/31-04/12/31	1/5/2004	4,403 07	3,420 00	983 07
200 00	BUTLER MFG CO DEL	COM	86/12/31-04/12/31	1/6/2004	4,373 83	3,420 00	953 83
100 00	BUTLER MFG CO DEL	COM	86/12/31-04/12/31	1/7/2004	2,146 89	1,710 00	436 89
400 00	BUTLER MFG CO DEL	COM	86/12/31-04/12/31	1/8/2004	8,602 87	6,840 00	1,762 87
100 00	BUTLER MFG CO DEL	COM	86/12/31-04/12/31	2/12/2004	2,228 89	1,710 00	518 89
6,800 00	BUTLER MFG CO DEL	COM	86/12/31-04/12/31	4/28/2004	153,000 00	122,676 26	30,323 74
4,455 00	CCC INFORMATION SVCS GROUP INC	COM	86/12/31-04/12/31	8/30/2004	83,531 25	56,484 90	27,046 35
370 00	CCC INFORMATION SVCS GROUP INC	COM	86/12/31-04/12/31	10/14/2004	6,922 86	4,581 30	2,341 56
650 00	CCC INFORMATION SVCS GROUP INC	COM	86/12/31-04/12/31	10/15/2004	12,185 65	8,048 24	4,137 41
475 00	CCC INFORMATION SVCS GROUP INC	COM	86/12/31-04/12/31	10/18/2004	8,896 26	5,881 40	3,014 86
200 00	CCC INFORMATION SVCS GROUP INC	COM	86/12/31-04/12/31	10/19/2004	3,758 77	2,476 38	1,282 39
300 00	CCC INFORMATION SVCS GROUP INC	COM	86/12/31-04/12/31	11/1/2004	5,648 92	3,714 57	1,934 35
1,450 00	CCC INFORMATION SVCS GROUP INC	COM	86/12/31-04/12/31	11/2/2004	27,188 02	17,800 44	9,387 58
100 00	CCC INFORMATION SVCS GROUP INC	COM	86/12/31-04/12/31	11/3/2004	1,881 45	1,207 16	674 29
1,300 00	CCC INFORMATION SVCS GROUP INC	COM	86/12/31-04/12/31	11/3/2004	24,498 70	15,693 08	8,805 62
800 00	CCC INFORMATION SVCS GROUP INC	COM	86/12/31-04/12/31	11/5/2004	15,125 88	9,657 28	5,468 60
700 00	CABOT OIL + GAS CORP	COM	86/12/31-04/12/31	6/16/2004	28,132 69	21,449 48	6,683 21
200 00	CABOT OIL + GAS CORP	COM	86/12/31-04/12/31	6/17/2004	8,039 05	6,028 12	2,010 93
300 00	CABOT OIL + GAS CORP	COM	86/12/31-04/12/31	7/6/2004	12,866 24	9,042 18	3,824 06
900 00	CABOT OIL + GAS CORP	COM	86/12/31-04/12/31	7/15/2004	38,564 99	23,535 00	15,029 99
800 00	CABOT OIL + GAS CORP	COM	86/12/31-04/12/31	7/16/2004	34,170 07	20,920 00	13,250 07
1,000 00	CABOT OIL + GAS CORP	COM	86/12/31-04/12/31	7/19/2004	43,244 68	26,150 00	17,094 68
500 00	CABOT OIL + GAS CORP	COM	86/12/31-04/12/31	9/21/2004	22,389 17	19,703 75	2,685 42
900 00	CABOT OIL + GAS CORP	COM	86/12/31-04/12/31	9/24/2004	40,732 32	28,689 94	12,042 38
300 00	CABOT OIL + GAS CORP	COM	86/12/31-04/12/31	10/7/2004	14,040 06	7,845 00	6,195 06
500 00	CABOT OIL + GAS CORP	COM	86/12/31-04/12/31	10/8/2004	23,312 40	13,075 00	10,237 40
2,700 00	CABOT OIL + GAS CORP	COM	86/12/31-04/12/31	12/10/2004	118,539 10	70,605 00	47,934 10
400 00	CABOT OIL + GAS CORP	COM	86/12/31-04/12/31	7/29/2004	17,223 47	10,460 00	6,763 47
300 00	CABOT OIL + GAS CORP	COM	86/12/31-04/12/31	7/30/2004	13,088 24	7,845 00	5,243 24
1,300 00	CAPITAL SOUTHWEST CORP	COM	86/12/31-04/12/31	12/10/2004	100,458 52	77,842 13	22,616 39
1,200 00	CELLSTAR CORP	COM NEW	86/12/31-04/12/31	12/13/2004	5,600 62	8,710 16	(3,109 54)
3,100 00	CELLSTAR CORP	COM NEW	86/12/31-04/12/31	12/14/2004	14,344 91	22,267 58	(7,922 67)
5,500 00	CELLSTAR CORP	COM NEW	86/12/31-04/12/31	12/15/2004	25,224 05	37,705 75	(12,481 70)
500 00	CELLSTAR CORP	COM NEW	86/12/31-04/12/31	12/31/2004	2,214 69	3,204 75	(990 06)
10,900 00	CENTEX CONSTR PRODS INC	COM	86/12/31-04/12/31	2/2/2004	430,550 00	430,550 00	-
100 00	CHEMED CORP NEW	COM	86/12/31-04/12/31	8/9/2004	5,089 22	3,930 00	1,159 22
500 00	CHEMED CORP NEW	COM	86/12/31-04/12/31	8/10/2004	25,501 80	19,650 00	5,851 80
200 00	CHEMED CORP NEW	COM	86/12/31-04/12/31	8/11/2004	10,323 15	7,860 00	2,463 15
300 00	CHEMED CORP NEW	COM	86/12/31-04/12/31	8/12/2004	15,486 71	11,790 00	3,696 71
600 00	CHEMED CORP NEW	COM	86/12/31-04/12/31	8/13/2004	30,938 75	23,580 00	7,358 75
300 00	CHEMED CORP NEW	COM	86/12/31-04/12/31	8/16/2004	15,625 22	11,790 00	3,835 22
300 00	CHEMED CORP NEW	COM	86/12/31-04/12/31	8/18/2004	15,849 94	11,790 00	4,059 94
300 00	CHEMED CORP NEW	COM	86/12/31-04/12/31	8/19/2004	15,927 19	11,790 00	4,137 19
200 00	CHEMED CORP NEW	COM	86/12/31-04/12/31	8/20/2004	10,805 74	7,860 00	2,945 74
100 00	CHEMED CORP NEW	COM	86/12/31-04/12/31	8/23/2004	5,389 93	3,930 00	1,459 93
200 00	CHEMED CORP NEW	COM	86/12/31-04/12/31	8/24/2004	10,775 36	7,860 00	2,915 36
1,500 00	CHEMED CORP NEW	COM	86/12/31-04/12/31	9/1/2004	83,689 03	58,950 00	24,739 03
600 00	CHEMED CORP NEW	COM	86/12/31-04/12/31	9/2/2004	33,515 45	23,580 00	9,935 45
100 00	CHEMED CORP NEW	COM	86/12/31-04/12/31	9/3/2004	5,557 61	3,930 00	1,627 61
500 00	CIMAREX ENERGY CO	COM	86/12/31-04/12/31	3/17/2004	14,293 04	11,315 00	2,978 04
100 00	CIMAREX ENERGY CO	COM	86/12/31-04/12/31	3/18/2004	2,802 39	2,259 81	542 58
500 00	CIMAREX ENERGY CO	COM	86/12/31-04/12/31	3/18/2004	14,178 84	11,289 48	2,889 36
600 00	CIMAREX ENERGY CO	COM	86/12/31-04/12/31	3/19/2004	16,948 43	13,539 72	3,408 71
100 00	CIMAREX ENERGY CO	COM	86/12/31-04/12/31	3/25/2004	2,699 01	2,248 31	450 70
3,500 00	CIMAREX ENERGY CO	COM	86/12/31-04/12/31	12/10/2004	128,631 08	73,418 76	55,212 32
200 00	CIMAREX ENERGY CO	COM	86/12/31-04/12/31	3/29/2004	5,478 78	4,496 62	982 16
200 00	CIMAREX ENERGY CO	COM	86/12/31-04/12/31	3/29/2004	5,507 58	4,496 62	1,010 96
3,500 00	COINSTAR INC	COM	86/12/31-04/12/31	8/2/2004	67,627 86	58,012 53	9,615 33
300 00	COINSTAR INC	COM	86/12/31-04/12/31	6/3/2004	5,731 09	4,950 95	780 14
100 00	COINSTAR INC	COM	86/12/31-04/12/31	6/4/2004	1,900 60	1,649 83	250 77
500 00	COINSTAR INC	COM	86/12/31-04/12/31	6/7/2004	9,569 97	8,247 67	1,322 30
100 00	COINSTAR INC	COM	86/12/31-04/12/31	9/8/2004	2,123 46	1,649 46	474 00
1,900 00	COINSTAR INC	COM	86/12/31-04/12/31	9/9/2004	39,812 23	31,315 10	8,497 13
400 00	COINSTAR INC	COM	86/12/31-04/12/31	9/24/2004	9,170 82	6,564 43	2,606 39
400 00	COINSTAR INC	COM	86/12/31-04/12/31	9/24/2004	9,165 66	6,531 04	2,634 62
900 00	COINSTAR INC	COM	86/12/31-04/12/31	10/1/2004	21,121 15	14,592 51	6,528 64
300 00	COINSTAR INC	COM	86/12/31-04/12/31	10/19/2004	7,195 33	4,864 17	2,331 16
700 00	COINSTAR INC	COM	86/12/31-04/12/31	10/26/2004	16,236 67	11,299 62	4,937 05
1,600 00	COINSTAR INC	COM	86/12/31-04/12/31	9/29/2004	36,900 89	26,047 48	10,853 41
1,600 00	COINSTAR INC	COM	86/12/31-04/12/31	10/27/2004	37,095 13	24,860 67	12,234 46
1,200 00	COMMSCOPE INC	COM	86/12/31-04/12/31	6/16/2004	22,428 55	13,080 00	9,348 55
200 00	COMMSCOPE INC	COM	86/12/31-04/12/31	6/17/2004	3,820 39	2,180 00	1,640 39
700 00	COMMSCOPE INC	COM	86/12/31-04/12/31	6/23/2004	13,723 17	7,630 00	6,093 17
1,500 00	COMMSCOPE INC	COM	86/12/31-04/12/31	6/23/2004	29,525 15	16,350 00	13,175 15
400 00	COMMSCOPE INC	COM	86/12/31-04/12/31	7/14/2004	7,913 85	4,360 00	3,553 85
700 00	COMMSCOPE INC	COM	86/12/31-04/12/31	7/15/2004	13,599 35	7,630 00	5,969 35
500 00	COMMSCOPE INC	COM	86/12/31-04/12/31	7/16/2004	9,662 32	5,450 00	4,212 32
700 00	COMMSCOPE INC	COM	86/12/31-04/12/31	6/25/2004	13,858 69	7,630 00	6,228 69
3,400 00	COMMSCOPE INC	COM	86/12/31-04/12/31	6/29/2004	68,828 32	37,060 00	31,768 32
300 00	COMMSCOPE INC	COM	86/12/31-04/12/31	6/29/2004	6,193 35	3,270 00	2,923 35
100 00	COURIER CORP	COM	86/12/31-04/12/31	1/15/2004	4,417 90	3,616 00	801 90
300 00	COURIER CORP	COM	86/12/31-04/12/31	1/15/2004	13,257 87	10,848 00	2,409 87
200 00	COURIER CORP	COM	86/12/31-04/12/31	3/3/2004	9,033 58	7,232 00	1,801 58
100 00	COURIER CORP	COM	86/12/31-04/12/31	3/4/2004	4,500 86	3,616 00	884 86
100 00	COURIER CORP	COM	86/12/31-04/12/31	3/5/2004	4,499 86	3,616 00	883 86

THE ROCKEFELLER FOUNDATION
EMPLOYEE ID NO 13-1659629
GAIN AND LOSSES FOR TAX ON INVESTMENT INCOME
FORM 990 PF 2004, PART IV

Shares/Par Value	Security Name	Security Description	Date Bought	Date Sold	Proceeds	Cost	Realized
300 00	COURIER CORP	COM	86/12/31-04/12/31	3/22/2004	13,634 46	10,848 00	2,786 46
100 00	COURIER CORP	COM	86/12/31-04/12/31	3/24/2004	4,501 71	3,616 00	885 71
100 00	COURIER CORP	COM	86/12/31-04/12/31	3/25/2004	4 473 46	3,616 00	857 46
100 00	COURIER CORP	COM	86/12/31-04/12/31	4/1/2004	4,489 52	3,616 00	873 52
200 00	COURIER CORP	COM	86/12/31-04/12/31	4/2/2004	9,075 02	7,232 00	1,843 02
300 00	COURIER CORP	COM	86/12/31-04/12/31	5/13/2004	12 082 12	10 848 00	1,234 12
100 00	COURIER CORP	COM	86/12/31-04/12/31	5/14/2004	4,009 08	3 616 00	393 08
100 00	COURIER CORP	COM	86/12/31-04/12/31	3/29/2004	4,494 39	3,616 00	878 39
100 00	COURIER CORP	COM	86/12/31-04/12/31	3/30/2004	4,498 14	3,616 00	882 14
100 00	CROSS CTRY HEALTHCARE INC	COM	86/12/31-04/12/31	1/20/2004	1,940 14	1,540 00	400 14
200 00	CROSS CTRY HEALTHCARE INC	COM	86/12/31-04/12/31	11/12/2004	3,731 09	3,434 80	296 29
3,800 00	CROSS CTRY HEALTHCARE INC	COM	86/12/31-04/12/31	12/10/2004	66,280 70	63,450 42	2,830 28
2,200 00	DELTA + PINE LD CO	COM	86/12/31-04/12/31	12/10/2004	57,694 74	52,044 65	5,650 09
1,300 00	DOUBLECLICK INC	COM	86/12/31-04/12/31	11/3/2004	9,315 19	8,345 61	969 58
1,700 00	DOUBLECLICK INC	COM	86/12/31-04/12/31	11/4/2004	12,137 54	10,913 49	1,224 05
2,600 00	DOUBLECLICK INC	COM	86/12/31-04/12/31	11/9/2004	18,828 23	16,020 94	2,807 29
3,500 00	DOUBLECLICK INC	COM	86/12/31-04/12/31	11/11/2004	25,817 49	19,993 47	5,824 02
6,400 00	DOUBLECLICK INC	COM	86/12/31-04/12/31	11/12/2004	48,611 33	36,342 89	12,268 44
3,400 00	DOUBLECLICK INC	COM	86/12/31-04/12/31	11/15/2004	26,253 50	19,291 60	6,961 90
200 00	DOUBLECLICK INC	COM	86/12/31-04/12/31	11/17/2004	1,546 40	1,134 80	411 60
9,300 00	DOUBLECLICK INC	COM	86/12/31-04/12/31	12/10/2004	72,739 17	52,070 76	20,668 41
800 00	DUQUESNE LT HLDGS INC	COM	86/12/31-04/12/31	1/7/2004	14,556 35	11,595 58	2,960 77
1,700 00	DUQUESNE LT HLDGS INC	COM	86/12/31-04/12/31	2/27/2004	33,459 45	23,817 00	9,642 45
1,900 00	DUQUESNE LT HLDGS INC	COM	86/12/31-04/12/31	3/3/2004	38,306 30	26,619 00	11,687 30
300 00	DUQUESNE LT HLDGS INC	COM	86/12/31-04/12/31	3/5/2004	6,090 15	4,203 00	1,887 15
200 00	DUQUESNE LT HLDGS INC	COM	86/12/31-04/12/31	3/8/2004	3,995 50	2,802 00	1,193 50
700 00	DUQUESNE LT HLDGS INC	COM	86/12/31-04/12/31	3/16/2004	13,549 65	9,807 00	3,742 65
300 00	DUQUESNE LT HLDGS INC	COM	86/12/31-04/12/31	3/16/2004	5,820 85	4,203 00	1,617 85
1,200 00	DUQUESNE LT HLDGS INC	COM	86/12/31-04/12/31	3/17/2004	23,377 24	16,812 00	6,565 24
1,100 00	DUQUESNE LT HLDGS INC	COM	86/12/31-04/12/31	2/26/2004	21,388 97	15 901 80	5,487 17
400 00	DUQUESNE LT HLDGS INC	COM	86/12/31-04/12/31	2/27/2004	7,854 01	5,684 00	2,170 01
500 00	EAGLE MATLS INC	COM	86/12/31-04/12/31	2/5/2004	27,695 90	19 750 00	7,945 90
400 00	EAGLE MATLS INC	COM	86/12/31-04/12/31	2/5/2004	22,024 28	15,800 00	6,224 28
200 00	EAGLE MATLS INC	COM	86/12/31-04/12/31	2/6/2004	11,363 18	7,900 00	3,463 18
100 00	EAGLE MATLS INC	COM	86/12/31-04/12/31	3/1/2004	5,894 09	3,950 00	1,944 09
500 00	EAGLE MATLS INC	COM	86/12/31-04/12/31	3/2/2004	29,280 05	19,750 00	9,530 05
500 00	EAGLE MATLS INC	COM	86/12/31-04/12/31	3/3/2004	29,257 40	19,750 00	9,507 40
500 00	EAGLE MATLS INC	COM	86/12/31-04/12/31	3/5/2004	29,026 91	19,750 00	9,276 91
200 00	EAGLE MATLS INC	COM	86/12/31-04/12/31	3/8/2004	11,545 90	7,900 00	3,645 90
200 00	EAGLE MATLS INC	COM	86/12/31-04/12/31	3/9/2004	11,583 70	7,900 00	3,683 70
300 00	EAGLE MATLS INC	COM	86/12/31-04/12/31	3/24/2004	16,472 17	11,850 00	4,622 17
100 00	EAGLE MATLS INC	COM	86/12/31-04/12/31	3/25/2004	5,499 21	3,950 00	1,549 21
100 00	EAGLE MATLS INC	COM	86/12/31-04/12/31	4/13/2004	6,005 25	3,950 00	2,055 25
300 00	EAGLE MATLS INC	COM	86/12/31-04/12/31	5/25/2004	19,225 34	11,850 00	7,375 34
200 00	EAGLE MATLS INC	COM	86/12/31-04/12/31	6/14/2004	13,172 23	7,900 00	5,272 23
300 00	EAGLE MATLS INC	COM	86/12/31-04/12/31	7/15/2004	21,006 37	11,850 00	9,156 37
300 00	EAGLE MATLS INC	COM	86/12/31-04/12/31	7/16/2004	21,001 99	11,850 00	9,151 99
100 00	EAGLE MATLS INC	COM	86/12/31-04/12/31	9/16/2004	7,038 86	3,950 00	3,088 86
100 00	EAGLE MATLS INC	COM	86/12/31-04/12/31	9/17/2004	6,999 28	3,950 00	3 049 28
200 00	EAGLE MATLS INC	COM	86/12/31-04/12/31	9/22/2004	14,003 65	7,900 00	6,103 65
200 00	EAGLE MATLS INC	COM	86/12/31-04/12/31	9/23/2004	14 011 99	7,900 00	6,111 99
100 00	EAGLE MATLS INC	COM	86/12/31-04/12/31	9/27/2004	7,048 41	3,950 00	3,098 41
300 00	EAGLE MATLS INC	COM	86/12/31-04/12/31	10/1/2004	21,561 72	11,850 00	9,711 72
300 00	EAGLE MATLS INC	COM	86/12/31-04/12/31	11/10/2004	22,226 50	11,850 00	10,376 50
400 00	EAGLE MATLS INC	COM	86/12/31-04/12/31	12/10/2004	31,974 25	15,800 00	16,174 25
700 00	EAGLE MATLS INC	COM	86/12/31-04/12/31	4/28/2004	45,350 04	27,650 00	17,700 04
700 00	EAGLE MATLS INC	COM	86/12/31-04/12/31	4/29/2004	45,487 38	27,650 00	17,837 38
100 00	EAGLE MATLS INC	COM	86/12/31-04/12/31	6/29/2004	7,096 48	3,950 00	3,146 48
200 00	EAGLE MATLS INC	COM	86/12/31-04/12/31	6/30/2004	14,335 10	7,900 00	6,435 10
100 00	EAGLE MATLS INC	COM	86/12/31-04/12/31	9/28/2004	6,969 90	3,950 00	3,019 90
300 00	EAGLE MATLS INC	COM	86/12/31-04/12/31	9/29/2004	21,079 00	11,850 00	9,229 00
300 00	EAGLE MATLS INC	COM	86/12/31-04/12/31	9/29/2004	21,169 87	11,850 00	9,319 87
100 00	EAGLE MATLS INC	CL B	86/12/31-04/12/31	9/16/2004	6,798 95	6,447 67	351 28
200 00	EAGLE MATLS INC	CL B	86/12/31-04/12/31	10/1/2004	13,941 19	12,529 38	1,411 81
100 00	EAGLE MATLS INC	CL B	86/12/31-04/12/31	11/4/2004	6,996 83	5,865 67	1,131 16
300 00	EAGLE MATLS INC	CL B	86/12/31-04/12/31	11/5/2004	20,986 63	17,127 26	3,859 37
300 00	EAGLE MATLS INC	CL B	86/12/31-04/12/31	11/9/2004	21,051 40	17,092 47	3,958 93
200 00	EAGLE MATLS INC	CL B	86/12/31-04/12/31	12/10/2004	15,590 63	11,295 78	4,294 85
300 00	EAGLE MATLS INC	CL B	86/12/31-04/12/31	9/29/2004	20,499 33	18,977 05	1,522 28
300 00	EAGLE MATLS INC	CL B	86/12/31-04/12/31	11/30/2004	22,625 83	17,089 79	5,536 04
1,700 00	EL PASO ELEC CO	COM NEW	86/12/31-04/12/31	11/12/2004	30,673 74	20,640 99	10,032 75
4,800 00	EL PASO ELEC CO	COM NEW	86/12/31-04/12/31	12/10/2004	86,445 97	57,761 12	28,684 85
1,600 00	EL PASO ELEC CO	COM NEW	86/12/31-04/12/31	12/28/2004	30,295 92	19,130 78	11,165 14
500 00	EL PASO ELEC CO	COM NEW	86/12/31-04/12/31	12/29/2004	9,474 87	5,965 15	3,509 72
400 00	EMCOR GROUP INC	COM	86/12/31-04/12/31	1/5/2004	17,779 28	19,616 00	(1,836 72)
400 00	EMCOR GROUP INC	COM	86/12/31-04/12/31	1/8/2004	17,919 16	19,616 00	(1,696 84)
1,800 00	EMCOR GROUP INC	COM	86/12/31-04/12/31	12/10/2004	77,754 21	88,272 00	(10,517 79)
2,000 00	EMCOR GROUP INC	COM	86/12/31-04/12/31	2/27/2004	77,399 57	98,080 00	(20,680 43)
3,700 00	ENERGY PARTNERS LTD	OC COM	86/12/31-04/12/31	12/10/2004	67,224 46	51,522 89	15,701 57
1,800 00	ENERGY PARTNERS LTD	OC COM	86/12/31-04/12/31	10/27/2004	33,373 91	26,495 79	6,878 12
2,600 00	ETHAN ALLEN INTERIORS INC	COM	86/12/31-04/12/31	12/10/2004	97,894 72	92,430 00	5,464 72
4,900 00	FTI CONSULTING INC	COM	86/12/31-04/12/31	12/10/2004	100,627 47	103,252 92	(2,625 45)
400 00	FOREST OIL CORP	COM PAR 0 01	86/12/31-04/12/31	2/11/2004	10,361 47	9,749 76	611 71
1,900 00	FOREST OIL CORP	COM PAR 0 01	86/12/31-04/12/31	2/12/2004	49,679 44	45,593 92	4,085 52
8,700 00	FOREST OIL CORP	COM PAR 0 01	86/12/31-04/12/31	12/10/2004	270,170 43	204,034 19	66,136 24

THE ROCKEFELLER FOUNDATION
EMPLOYEE ID NO 13-1659629
GAIN AND LOSSES FOR TAX ON INVESTMENT INCOME
FORM 990 PF 2004, PART IV

Shares/Par Value	Security Name	Security Description	Date Bought	Date Sold	Proceeds	Cost	Realized
7,300 00	FURNITURE BRANDS INTL INC	COM	86/12/31-04/12/31	12/10/2004	168,898 33	181,059 77	(12,161 44)
6,600 00	GARTNER INC	CL A	86/12/31-04/12/31	12/10/2004	79,336 08	80,110 88	(774 80)
1,500 00	GENERALE CABLE CORP DEL NEW	COM	86/12/31-04/12/31	7/22/2004	13,328 08	12,210 00	1,118 08
8,000 00	GENERALE CABLE CORP DEL NEW	COM	86/12/31-04/12/31	12/10/2004	101,856 81	63,840 36	38,016 45
100 00	GENLYTE GROUP INC	COM	86/12/31-04/12/31	7/1/2004	6,300 96	3,533 00	2,767 96
100 00	GENLYTE GROUP INC	COM	86/12/31-04/12/31	7/12/2004	5,975 54	3,533 00	2,442 54
500 00	GENLYTE GROUP INC	COM	86/12/31-04/12/31	7/14/2004	29,299 16	17,665 00	11,634 16
100 00	GENLYTE GROUP INC	COM	86/12/31-04/12/31	7/15/2004	5,899 74	3,533 00	2,366 74
300 00	GENLYTE GROUP INC	COM	86/12/31-04/12/31	7/20/2004	17,865 39	10,599 00	7,266 39
100 00	GENLYTE GROUP INC	COM	86/12/31-04/12/31	7/21/2004	6,200 76	3,533 00	2,667 76
200 00	GENLYTE GROUP INC	COM	86/12/31-04/12/31	7/27/2004	12,460 20	7,066 00	5,394 20
100 00	GENLYTE GROUP INC	COM	86/12/31-04/12/31	9/17/2004	6,498 77	3,533 00	2,965 77
500 00	GENLYTE GROUP INC	COM	86/12/31-04/12/31	9/21/2004	32,634 78	17,665 00	14,969 78
300 00	GENLYTE GROUP INC	COM	86/12/31-04/12/31	9/24/2004	19,785 52	10,599 00	9,186 52
100 00	GENLYTE GROUP INC	COM	86/12/31-04/12/31	9/24/2004	6,605 34	3,533 00	3,072 34
400 00	GENLYTE GROUP INC	COM	86/12/31-04/12/31	11/1/2004	29,777 30	14,132 00	15,645 30
200 00	GENLYTE GROUP INC	COM	86/12/31-04/12/31	11/2/2004	14,942 59	7,066 00	7,876 59
300 00	GENLYTE GROUP INC	COM	86/12/31-04/12/31	11/3/2004	22,529 71	10,599 00	11,930 71
100 00	GENLYTE GROUP INC	COM	86/12/31-04/12/31	11/4/2004	7,468 83	3,533 00	3,935 83
100 00	GENLYTE GROUP INC	COM	86/12/31-04/12/31	11/5/2004	7,488 01	3,533 00	3,955 01
100 00	GENLYTE GROUP INC	COM	86/12/31-04/12/31	11/9/2004	7,464 06	3,533 00	3,931 06
100 00	GENLYTE GROUP INC	COM	86/12/31-04/12/31	11/10/2004	7,493 36	3,533 00	3,960 36
300 00	GENLYTE GROUP INC	COM	86/12/31-04/12/31	11/12/2004	22,529 86	10,599 00	11,930 86
200 00	GENLYTE GROUP INC	COM	86/12/31-04/12/31	11/17/2004	15,092 18	7,066 00	8,026 18
200 00	GENLYTE GROUP INC	COM	86/12/31-04/12/31	12/1/2004	16,244 43	7,066 00	9,178 43
900 00	GENLYTE GROUP INC	COM	86/12/31-04/12/31	12/10/2004	70,697 30	31,797 00	38,900 30
100 00	GENLYTE GROUP INC	COM	86/12/31-04/12/31	6/28/2004	6,202 46	3,533 00	2,669 46
100 00	GENLYTE GROUP INC	COM	86/12/31-04/12/31	6/29/2004	6,200 74	3,533 00	2,667 74
500 00	GENLYTE GROUP INC	COM	86/12/31-04/12/31	6/30/2004	31,010 72	17,665 00	13,345 72
200 00	GENLYTE GROUP INC	COM	86/12/31-04/12/31	7/28/2004	12,624 72	7,066 00	5,558 72
200 00	GENLYTE GROUP INC	COM	86/12/31-04/12/31	7/29/2004	12,619 64	7,066 00	5,553 64
200 00	GENLYTE GROUP INC	COM	86/12/31-04/12/31	7/29/2004	12,646 70	7,066 00	5,580 70
500 00	GENLYTE GROUP INC	COM	86/12/31-04/12/31	7/30/2004	32,032 45	17,665 00	14,367 45
2,600 00	GLOBAL PWR EQUIP GROUP INC	COM	86/12/31-04/12/31	12/10/2004	23,188 33	18,369 43	4,818 90
1,300 00	GREAT LAKES CHEMICAL CORP	COM	86/12/31-04/12/31	2/2/2004	33,079 54	27,008 05	6,071 49
300 00	GREAT LAKES CHEMICAL CORP	COM	86/12/31-04/12/31	2/3/2004	7,542 72	6,232 53	1,310 19
1,200 00	GREAT LAKES CHEMICAL CORP	COM	86/12/31-04/12/31	2/4/2004	29,516 57	24,930 12	4,586 45
1,500 00	GREAT LAKES CHEMICAL CORP	COM	86/12/31-04/12/31	2/5/2004	36,964 26	31,126 38	5,837 88
900 00	GREAT LAKES CHEMICAL CORP	COM	86/12/31-04/12/31	2/11/2004	23,223 68	18,649 80	4,573 88
1,300 00	GREAT LAKES CHEMICAL CORP	COM	86/12/31-04/12/31	2/12/2004	32,987 38	26,497 80	6,489 58
1,300 00	GREAT LAKES CHEMICAL CORP	COM	86/12/31-04/12/31	1/30/2004	33,402 58	27,013 09	6,389 49
2,500 00	HARLAND JOHN H CO	COM	86/12/31-04/12/31	12/10/2004	88,418 92	73,708 90	14,710 02
100 00	HEARTLAND EXPRESS INC		86/12/31-04/12/31	9/20/2004	1,846 90	1,532 87	314 03
800 00	HEARTLAND EXPRESS INC		86/12/31-04/12/31	9/21/2004	14,859 73	12,262 99	2,596 74
100 00	HEARTLAND EXPRESS INC		86/12/31-04/12/31	9/22/2004	1,863 00	1,532 87	330 13
1,400 00	HEARTLAND EXPRESS INC		86/12/31-04/12/31	10/19/2004	27,011 24	21,438 75	5,572 49
4,400 00	HEARTLAND EXPRESS INC		86/12/31-04/12/31	10/20/2004	88,817 19	67,303 90	21,513 29
1,300 00	HEARTLAND EXPRESS INC		86/12/31-04/12/31	10/21/2004	26,707 09	19,854 64	6,852 45
300 00	HEARTLAND EXPRESS INC		86/12/31-04/12/31	10/22/2004	6,134 85	4,578 16	1,556 69
400 00	HEARTLAND EXPRESS INC		86/12/31-04/12/31	10/26/2004	8,183 56	6,104 21	2,079 35
1,100 00	HEARTLAND EXPRESS INC		86/12/31-04/12/31	11/4/2004	23,123 65	16,614 69	6,508 96
900 00	HEARTLAND EXPRESS INC		86/12/31-04/12/31	11/9/2004	19,411 64	13,587 64	5,824 00
500 00	HEARTLAND EXPRESS INC		86/12/31-04/12/31	10/27/2004	10,211 16	7,607 07	2,604 09
600 00	HEARTLAND EXPRESS INC		86/12/31-04/12/31	10/28/2004	12,224 47	9,063 52	3,160 95
400 00	HEARTLAND EXPRESS INC		86/12/31-04/12/31	10/29/2004	8,209 16	6,042 35	2,166 81
9,200 00	HILB ROGAL + HOBBS CO	COM	86/12/31-04/12/31	12/10/2004	321,060 52	310,603 12	10,457 40
1,400 00	HOLLYWOOD ENTMT CORP	COM	86/12/31-04/12/31	12/1/2004	18,175 21	19,053 72	(878 51)
10,900 00	HOLLYWOOD ENTMT CORP	COM	86/12/31-04/12/31	12/10/2004	140,942 41	144,322 38	(3,379 97)
400 00	HOLLYWOOD ENTMT CORP	COM	86/12/31-04/12/31	12/15/2004	5,272 83	5,147 94	124 89
1,300 00	HOLLYWOOD ENTMT CORP	COM	86/12/31-04/12/31	12/28/2004	17,052 48	16,729 05	323 43
1,000 00	HOLLYWOOD ENTMT CORP	COM	86/12/31-04/12/31	11/29/2004	12,894 59	13,813 52	(918 93)
3,100 00	HOLLYWOOD ENTMT CORP	COM	86/12/31-04/12/31	11/30/2004	39,786 01	42,268 68	(2,482 67)
1,600 00	HOLLYWOOD ENTMT CORP	COM	86/12/31-04/12/31	12/29/2004	20,889 91	20,589 60	300 31
3,400 00	HUB INTL LTD	COM	86/12/31-04/12/31	12/10/2004	61,366 18	61,464 97	(98 79)
1,600 00	IDT CORP	COM	86/12/31-04/12/31	12/10/2004	22,682 50	29,120 00	(6,437 50)
1,600 00	IDT CORP	CL B	86/12/31-04/12/31	12/10/2004	23,816 40	29,216 00	(5,399 60)
1,300 00	IHOP CORP NEW	COM	86/12/31-04/12/31	3/1/2004	47,569 04	44,148 00	3,421 04
400 00	IHOP CORP NEW	COM	86/12/31-04/12/31	3/18/2004	13,768 06	13,584 00	184 06
400 00	IHOP CORP NEW	COM	86/12/31-04/12/31	3/19/2004	13,618 90	13,584 00	34 90
300 00	IHOP CORP NEW	COM	86/12/31-04/12/31	3/24/2004	10,114 67	10,188 00	(73 33)
300 00	IHOP CORP NEW	COM	86/12/31-04/12/31	3/25/2004	10,141 40	10,188 00	(46 60)
300 00	IHOP CORP NEW	COM	86/12/31-04/12/31	3/26/2004	10,127 87	10,188 00	(60 13)
200 00	IHOP CORP NEW	COM	86/12/31-04/12/31	5/17/2004	7,470 58	6,792 00	678 58
300 00	IHOP CORP NEW	COM	86/12/31-04/12/31	5/18/2004	11,057 74	10,188 00	869 74
1,000 00	IHOP CORP NEW	COM	86/12/31-04/12/31	5/19/2004	36,949 13	33,960 00	2,989 13
200 00	IHOP CORP NEW	COM	86/12/31-04/12/31	7/27/2004	7,390 12	6,792 00	598 12
300 00	IHOP CORP NEW	COM	86/12/31-04/12/31	10/1/2004	11,601 02	10,188 00	1,413 02
400 00	IHOP CORP NEW	COM	86/12/31-04/12/31	10/15/2004	15,709 91	13,584 00	2,125 91
200 00	IHOP CORP NEW	COM	86/12/31-04/12/31	10/18/2004	7,826 35	6,792 00	1,034 35
400 00	IHOP CORP NEW	COM	86/12/31-04/12/31	10/19/2004	15,712 39	13,584 00	2,128 39
700 00	IHOP CORP NEW	COM	86/12/31-04/12/31	11/10/2004	29,392 87	23,772 00	5,620 87
400 00	IHOP CORP NEW	COM	86/12/31-04/12/31	11/11/2004	16,827 60	13,584 00	3,243 60
300 00	IHOP CORP NEW	COM	86/12/31-04/12/31	11/15/2004	12,638 94	10,188 00	2,450 94
200 00	IHOP CORP NEW	COM	86/12/31-04/12/31	11/17/2004	8,449 86	6,792 00	1,657 86
100 00	IHOP CORP NEW	COM	86/12/31-04/12/31	11/23/2004	4,186 90	3,396 00	790 90

THE ROCKEFELLER FOUNDATION
EMPLOYEE ID NO 13-1659629
GAIN AND LOSSES FOR TAX ON INVESTMENT INCOME
FORM 990 PF 2004, PART IV

Shares/Par Value	Security Name	Security Description	Date Bought	Date Sold	Proceeds	Cost	Realized
100 00	IHOP CORP NEW	COM	86/12/31-04/12/31	11/24/2004	4,226 51	3,396 00	830 51
300 00	IHOP CORP NEW	COM	86/12/31-04/12/31	12/10/2004	12,318 70	10,188 00	2,130 70
500 00	IHOP CORP NEW	COM	86/12/31-04/12/31	3/29/2004	17,070 48	16,980 00	90 48
600 00	IHOP CORP NEW	COM	86/12/31-04/12/31	7/29/2004	22,354 45	20,376 00	1,978 45
200 00	IHOP CORP NEW	COM	86/12/31-04/12/31	7/30/2004	7,405 54	6,792 00	613 54
100 00	IHOP CORP NEW	COM	86/12/31-04/12/31	11/26/2004	4,228 64	3,396 00	832 64
700 00	IHOP CORP NEW	COM	86/12/31-04/12/31	11/29/2004	29,619 52	23,772 00	5,847 52
400 00	INSITUFORM TECHNOLOGIES INC	CL A	86/12/31-04/12/31	8/24/2004	7,226 83	6,118 44	1,108 39
700 00	INSITUFORM TECHNOLOGIES INC	CL A	86/12/31-04/12/31	9/8/2004	13,089 27	10,707 27	2,382 00
3,300 00	INSITUFORM TECHNOLOGIES INC	CL A	86/12/31-04/12/31	9/9/2004	62,736 80	50,061 00	12,675 80
600 00	INSITUFORM TECHNOLOGIES INC	CL A	86/12/31-04/12/31	9/15/2004	11,348 67	8,885 42	2,463 25
700 00	INSITUFORM TECHNOLOGIES INC	CL A	86/12/31-04/12/31	9/16/2004	13,284 07	10,303 68	2,980 39
2,000 00	INSITUFORM TECHNOLOGIES INC	CL A	86/12/31-04/12/31	11/2/2004	42,359 00	28,436 68	13,922 32
400 00	INSITUFORM TECHNOLOGIES INC	CL A	86/12/31-04/12/31	11/3/2004	8,489 32	5,651 32	2,838 00
100 00	INSITUFORM TECHNOLOGIES INC	CL A	86/12/31-04/12/31	11/4/2004	2,100 27	1,412 83	687 44
1,800 00	INSITUFORM TECHNOLOGIES INC	CL A	86/12/31-04/12/31	11/8/2004	39,539 13	25,430 94	14,108 19
300 00	INSITUFORM TECHNOLOGIES INC	CL A	86/12/31-04/12/31	11/11/2004	6,558 80	4,238 49	2,320 31
500 00	INSITUFORM TECHNOLOGIES INC	CL A	86/12/31-04/12/31	11/12/2004	10,876 44	7,064 15	3,812 29
100 00	INSITUFORM TECHNOLOGIES INC	CL A	86/12/31-04/12/31	11/17/2004	2,229 21	1,412 83	816 38
100 00	INSITUFORM TECHNOLOGIES INC	CL A	86/12/31-04/12/31	11/23/2004	2,213 51	1,412 83	800 68
700 00	INSITUFORM TECHNOLOGIES INC	CL A	86/12/31-04/12/31	11/24/2004	16,121 88	9,889 81	6,232 07
300 00	INSITUFORM TECHNOLOGIES INC	CL A	86/12/31-04/12/31	11/24/2004	6,902 83	4,238 49	2,664 34
300 00	INSITUFORM TECHNOLOGIES INC	CL A	86/12/31-04/12/31	12/1/2004	7,053 85	4,238 49	2,815 36
500 00	INSITUFORM TECHNOLOGIES INC	CL A	86/12/31-04/12/31	12/2/2004	11,657 97	7,064 15	4,593 82
100 00	INSITUFORM TECHNOLOGIES INC	CL A	86/12/31-04/12/31	12/7/2004	2,255 89	1,412 83	843 06
700 00	INSITUFORM TECHNOLOGIES INC	CL A	86/12/31-04/12/31	12/8/2004	15,395 08	9,889 81	5,505 27
200 00	INSITUFORM TECHNOLOGIES INC	CL A	86/12/31-04/12/31	10/27/2004	4,110 20	2,927 88	1,182 32
200 00	INSITUFORM TECHNOLOGIES INC	CL A	86/12/31-04/12/31	10/28/2004	4,080 92	2,923 74	1,157 18
100 00	INSITUFORM TECHNOLOGIES INC	CL A	86/12/31-04/12/31	11/26/2004	2,291 21	1,412 83	878 38
300 00	INSITUFORM TECHNOLOGIES INC	CL A	86/12/31-04/12/31	11/29/2004	6 899 74	4 238 49	2,661 25
6,700 00	INTERGRATED ELECTRICAL SVCS	COM	86/12/31-04/12/31	12/10/2004	25,106 31	55 554 10	(30,447 79)
100 00	JACKSON HEWITT TAX SVC INC	COM	86/12/31-04/12/31	9/2/2004	1,980 25	1,730 62	249 63
1,400 00	JACKSON HEWITT TAX SVC INC	COM	86/12/31-04/12/31	9/9/2004	27,652 29	24,217 90	3,434 39
100 00	JACKSON HEWITT TAX SVC INC	COM	86/12/31-04/12/31	9/13/2004	2,046 95	1,726 54	320 41
4,400 00	JACKSON HEWITT TAX SVC INC	COM	86/12/31-04/12/31	11/9/2004	96,033 90	75,772 46	20,261 44
500 00	JACKSON HEWITT TAX SVC INC	COM	86/12/31-04/12/31	11/9/2004	11,216 83	8,632 70	2,584 13
1,100 00	JACKSON HEWITT TAX SVC INC	COM	86/12/31-04/12/31	12/10/2004	25,320 41	18,861 88	6,458 53
700 00	JACKSON HEWITT TAX SVC INC	COM	86/12/31-04/12/31	12/22/2004	17,324 73	11,829 02	5,495 71
800 00	JACKSON HEWITT TAX SVC INC	COM	86/12/31-04/12/31	12/29/2004	20,279 04	13,518 88	6,760 16
100 00	JONES LANG LASALLE INC	COM	86/12/31-04/12/31	2/5/2004	2,404 62	1,610 00	794 62
100 00	JONES LANG LASALLE INC	COM	86/12/31-04/12/31	2/6/2004	2,459 81	1,610 00	849 81
300 00	JONES LANG LASALLE INC	COM	86/12/31-04/12/31	2/10/2004	7,341 43	4,830 00	2,511 43
400 00	JONES LANG LASALLE INC	COM	86/12/31-04/12/31	2/11/2004	9,731 58	6,440 00	3,291 58
100 00	JONES LANG LASALLE INC	COM	86/12/31-04/12/31	2/12/2004	2,439 77	1,610 00	829 77
700 00	JONES LANG LASALLE INC	COM	86/12/31-04/12/31	3/9/2004	18,374 28	11,270 00	7,104 28
100 00	JONES LANG LASALLE INC	COM	86/12/31-04/12/31	8/2/2004	2,915 35	1,610 00	1 305 35
900 00	JONES LANG LASALLE INC	COM	86/12/31-04/12/31	8/3/2004	26,111 80	14,490 00	11,621 80
300 00	JONES LANG LASALLE INC	COM	86/12/31-04/12/31	8/13/2004	9,039 20	4,830 00	4,209 20
400 00	JONES LANG LASALLE INC	COM	86/12/31-04/12/31	8/16/2004	12,258 51	6,440 00	5,818 51
300 00	JONES LANG LASALLE INC	COM	86/12/31-04/12/31	8/17/2004	9,133 55	4,830 00	4,303 55
700 00	JONES LANG LASALLE INC	COM	86/12/31-04/12/31	8/18/2004	21,888 13	11,270 00	10,618 13
700 00	JONES LANG LASALLE INC	COM	86/12/31-04/12/31	8/19/2004	21,700 82	11,270 00	10,430 82
500 00	JONES LANG LASALLE INC	COM	86/12/31-04/12/31	8/20/2004	15,614 18	8,050 00	7,564 18
400 00	JONES LANG LASALLE INC	COM	86/12/31-04/12/31	8/23/2004	12,556 86	6,440 00	6,116 86
1,100 00	JONES LANG LASALLE INC	COM	86/12/31-04/12/31	8/24/2004	35,088 51	17,710 00	17,378 51
100 00	JONES LANG LASALLE INC	COM	86/12/31-04/12/31	8/25/2004	3,196 24	1,610 00	1,586 24
300 00	JONES LANG LASALLE INC	COM	86/12/31-04/12/31	9/8/2004	9,634 66	4,830 00	4,804 66
400 00	JONES LANG LASALLE INC	COM	86/12/31-04/12/31	9/9/2004	12,982 97	6,440 00	6,542 97
300 00	JONES LANG LASALLE INC	COM	86/12/31-04/12/31	11/4/2004	10,481 75	4,830 00	5,651 75
600 00	JONES LANG LASALLE INC	COM	86/12/31-04/12/31	12/1/2004	22,182 50	9,660 00	12,522 50
300 00	JONES LANG LASALLE INC	COM	86/12/31-04/12/31	12/2/2004	11,060 53	4,830 00	6,230 53
200 00	JONES LANG LASALLE INC	COM	86/12/31-04/12/31	12/7/2004	7,514 86	3,220 00	4,294 86
1,400 00	JONES LANG LASALLE INC	COM	86/12/31-04/12/31	12/8/2004	52,541 46	22,540 00	30,001 46
600 00	JONES LANG LASALLE INC	COM	86/12/31-04/12/31	12/9/2004	22,530 19	9,660 00	12,870 19
200 00	JONES LANG LASALLE INC	COM	86/12/31-04/12/31	12/10/2004	7,495 82	3,220 00	4,275 82
100 00	JONES LANG LASALLE INC	COM	86/12/31-04/12/31	12/10/2004	3,754 71	1,610 00	2,144 71
100 00	JONES LANG LASALLE INC	COM	86/12/31-04/12/31	12/28/2004	3,727 67	1,610 00	2,117 67
700 00	JONES LANG LASALLE INC	COM	86/12/31-04/12/31	7/30/2004	20,318 63	11,270 00	9,048 63
900 00	JONES LANG LASALLE INC	COM	86/12/31-04/12/31	11/29/2004	31,738 20	14,490 00	17,248 20
400 00	JONES LANG LASALLE INC	COM	86/12/31-04/12/31	12/29/2004	14,954 32	6,440 00	8,514 32
100 00	JONES LANG LASALLE INC	COM	86/12/31-04/12/31	12/31/2004	3,758 72	1,610 00	2,148 72
300 00	KAYDON CORP	COM	86/12/31-04/12/31	3/5/2004	8,081 86	6,624 00	1,457 86
500 00	KAYDON CORP	COM	86/12/31-04/12/31	3/8/2004	13,494 87	11,040 00	2,454 87
800 00	KAYDON CORP	COM	86/12/31-04/12/31	3/8/2004	21,559 15	17,664 00	3,895 15
400 00	KAYDON CORP	COM	86/12/31-04/12/31	3/9/2004	10,808 13	8,832 00	1,976 13
300 00	KAYDON CORP	COM	86/12/31-04/12/31	3/10/2004	8,069 68	6,624 00	1,445 68
300 00	KAYDON CORP	COM	86/12/31-04/12/31	3/11/2004	8,024 68	6,624 00	1,400 68
200 00	KAYDON CORP	COM	86/12/31-04/12/31	3/12/2004	5,378 64	4,416 00	962 64
600 00	KAYDON CORP	COM	86/12/31-04/12/31	3/15/2004	15,931 53	13,248 00	2,683 53
10,100 00	KELLWOOD CO	COM	86/12/31-04/12/31	12/10/2004	341,977 99	373,453 58	(31,475 59)
4,700 00	KEY ENERGY SVCS INC	COM	86/12/31-04/12/31	12/10/2004	53,587 67	42,402 46	11,185 21
200 00	KIRBY CORP	COM	86/12/31-04/12/31	11/3/2004	8,816 79	7,489 84	1,326 95
300 00	KIRBY CORP	COM	86/12/31-04/12/31	11/4/2004	13,365 34	11,220 88	2,144 46
300 00	KIRBY CORP	COM	86/12/31-04/12/31	11/9/2004	13,270 18	8,977 96	4,292 22
900 00	KIRBY CORP	COM	86/12/31-04/12/31	11/9/2004	39,738 92	33,021 77	6,717 15

THE ROCKEFELLER FOUNDATION
EMPLOYEE ID NO 13-1659629
GAIN AND LOSSES FOR TAX ON INVESTMENT INCOME
FORM 990 PF 2004, PART IV

Shares/Par Value	Security Name	Security Description	Date Bought	Date Sold	Proceeds	Cost	Realized
500 00	KIRBY CORP	COM	86/12/31-04/12/31	11/10/2004	22,099 23	14,767 70	7,331 53
500 00	KIRBY CORP	COM	86/12/31-04/12/31	11/15/2004	22,650 16	14,708 23	7,941 93
100 00	KIRBY CORP	COM	86/12/31-04/12/31	11/17/2004	4,502 86	2,912 47	1,590 39
300 00	KIRBY CORP	COM	86/12/31-04/12/31	12/1/2004	13,712 22	8,727 80	4,984 42
100 00	KIRBY CORP	COM	86/12/31-04/12/31	12/2/2004	4,570 89	2,879 88	1,691 01
3,600 00	KIRBY CORP	COM	86/12/31-04/12/31	12/10/2004	151,258 37	101,123 29	50,135 08
200 00	KIRBY CORP	COM	86/12/31-04/12/31	11/30/2004	9,138 98	5,824 94	3,314 02
900 00	LNR PPTY CORP	COM	86/12/31-04/12/31	1/7/2004	43,711 76	35,460 00	8,251 76
100 00	LNR PPTY CORP	COM	86/12/31-04/12/31	7/2/2004	5,487 23	3,940 00	1,547 23
200 00	LNR PPTY CORP	COM	86/12/31-04/12/31	7/7/2004	10,920 04	7,880 00	3,040 04
200 00	LNR PPTY CORP	COM	86/12/31-04/12/31	8/9/2004	10,935 74	7,880 00	3,055 74
300 00	LNR PPTY CORP	COM	86/12/31-04/12/31	8/10/2004	16,344 87	11,820 00	4,524 87
300 00	LNR PPTY CORP	COM	86/12/31-04/12/31	8/11/2004	16,287 51	11,820 00	4,467 51
300 00	LNR PPTY CORP	COM	86/12/31-04/12/31	8/13/2004	16,289 58	11,820 00	4,469 58
600 00	LNR PPTY CORP	COM	86/12/31-04/12/31	8/16/2004	33,110 94	23,640 00	9,470 94
500 00	LNR PPTY CORP	COM	86/12/31-04/12/31	8/17/2004	27,977 04	19,700 00	8,277 04
200 00	LNR PPTY CORP	COM	86/12/31-04/12/31	8/18/2004	11,205 23	7,880 00	3,325 23
300 00	LNR PPTY CORP	COM	86/12/31-04/12/31	8/19/2004	16,615 95	11,820 00	4,795 95
1,200 00	LSI INDS INC		86/12/31-04/12/31	9/7/2004	11,531 96	11,530 45	1 51
5,100 00	LSI INDS INC		86/12/31-04/12/31	12/10/2004	52,876 07	48,715 20	4,160 87
2,100 00	LTX CORP	COM	86/12/31-04/12/31	9/13/2004	11,778 20	10,520 03	1,258 17
1,100 00	LTX CORP	COM	86/12/31-04/12/31	9/14/2004	5,925 34	5,489 58	435 76
1,000 00	LTX CORP	COM	86/12/31-04/12/31	9/16/2004	5,423 77	4,979 47	444 30
1,400 00	LTX CORP	COM	86/12/31-04/12/31	10/4/2004	8,276 18	7,059 78	1,216 40
800 00	LTX CORP	COM	86/12/31-04/12/31	10/5/2004	4,733 48	4,034 16	699 32
100 00	LANDAMERICA FINL GROUP INC	COM	86/12/31-04/12/31	10/12/2004	4,767 88	4,961 00	(193 12)
200 00	LANDAMERICA FINL GROUP INC	COM	86/12/31-04/12/31	10/12/2004	9,562 37	9,922 00	(359 63)
300 00	LANDAMERICA FINL GROUP INC	COM	86/12/31-04/12/31	10/13/2004	14,321 03	14,883 00	(561 97)
100 00	LANDAMERICA FINL GROUP INC	COM	86/12/31-04/12/31	10/14/2004	4,750 56	4,961 00	(210 44)
100 00	LANDAMERICA FINL GROUP INC	COM	86/12/31-04/12/31	10/26/2004	4,890 18	4,961 00	(70 82)
200 00	LANDAMERICA FINL GROUP INC	COM	86/12/31-04/12/31	11/1/2004	9,821 45	9,922 00	(100 55)
900 00	LANDAMERICA FINL GROUP INC	COM	86/12/31-04/12/31	11/2/2004	43,957 85	44,649 00	(691 15)
200 00	LANDAMERICA FINL GROUP INC	COM	86/12/31-04/12/31	11/3/2004	9,787 75	9,922 00	(134 25)
300 00	LANDAMERICA FINL GROUP INC	COM	86/12/31-04/12/31	11/16/2004	16,091 71	14,883 00	1,208 71
1,900 00	LANDAMERICA FINL GROUP INC	COM	86/12/31-04/12/31	12/10/2004	104,132 57	94,259 00	9,873 57
400 00	LANDAMERICA FINL GROUP INC	COM	86/12/31-04/12/31	12/14/2004	22,794 98	19,844 00	2,950 98
400 00	LANDAMERICA FINL GROUP INC	COM	86/12/31-04/12/31	10/27/2004	19,726 57	19,844 00	(117 43)
100 00	LANDAMERICA FINL GROUP INC	COM	86/12/31-04/12/31	10/28/2004	4,896 36	4,961 00	(64 64)
1,200 00	LINCOLN ELEC HLDGS INC	COM	86/12/31-04/12/31	3/4/2004	31,919 11	25,788 00	6,131 11
100 00	LINCOLN ELEC HLDGS INC	COM	86/12/31-04/12/31	3/15/2004	2,732 06	2,149 00	583 06
600 00	LINCOLN ELEC HLDGS INC	COM	86/12/31-04/12/31	3/15/2004	16,331 36	12,894 00	3,437 36
500 00	LINCOLN ELEC HLDGS INC	COM	86/12/31-04/12/31	3/17/2004	13,770 96	10,745 00	3,025 96
700 00	LINCOLN ELEC HLDGS INC	COM	86/12/31-04/12/31	4/1/2004	19,791 96	15,043 00	4,748 96
1,400 00	LINCOLN ELEC HLDGS INC	COM	86/12/31-04/12/31	4/15/2004	42,936 29	30,088 00	12,850 29
200 00	LINCOLN ELEC HLDGS INC	COM	86/12/31-04/12/31	5/13/2004	6,081 89	4,298 00	1,783 89
700 00	LINCOLN ELEC HLDGS INC	COM	86/12/31-04/12/31	5/14/2004	21,043 18	15,043 00	6,000 18
900 00	LINCOLN ELEC HLDGS INC	COM	86/12/31-04/12/31	5/19/2004	27,413 98	19,341 00	8,072 98
200 00	LINCOLN ELEC HLDGS INC	COM	86/12/31-04/12/31	5/25/2004	6,198 85	4,298 00	1,900 85
300 00	LINCOLN ELEC HLDGS INC	COM	86/12/31-04/12/31	5/25/2004	9,448 39	6,447 00	3,001 39
400 00	LINCOLN ELEC HLDGS INC	COM	86/12/31-04/12/31	6/1/2004	12,639 78	8,596 00	4,043 78
200 00	LINCOLN ELEC HLDGS INC	COM	86/12/31-04/12/31	6/2/2004	6,382 75	4,298 00	2,084 75
300 00	LINCOLN ELEC HLDGS INC	COM	86/12/31-04/12/31	6/3/2004	9,506 35	6,447 00	3,059 35
100 00	LINCOLN ELEC HLDGS INC	COM	86/12/31-04/12/31	6/4/2004	3,233 07	2,149 00	1,084 07
500 00	LINCOLN ELEC HLDGS INC	COM	86/12/31-04/12/31	6/7/2004	16,301 06	10,745 00	5,556 06
200 00	LINCOLN ELEC HLDGS INC	COM	86/12/31-04/12/31	6/14/2004	6,610 08	4,298 00	2,312 08
600 00	LINCOLN ELEC HLDGS INC	COM	86/12/31-04/12/31	6/15/2004	20,209 92	12,894 00	7,315 92
300 00	LINCOLN ELEC HLDGS INC	COM	86/12/31-04/12/31	7/15/2004	9,800 14	6,447 00	3,353 14
200 00	LINCOLN ELEC HLDGS INC	COM	86/12/31-04/12/31	7/16/2004	6,430 82	4,298 00	2,132 82
700 00	LINCOLN ELEC HLDGS INC	COM	86/12/31-04/12/31	7/16/2004	22,504 47	15,043 00	7,461 47
600 00	LINCOLN ELEC HLDGS INC	COM	86/12/31-04/12/31	7/19/2004	19,147 53	12,894 00	6,253 53
600 00	LINCOLN ELEC HLDGS INC	COM	86/12/31-04/12/31	7/19/2004	19,049 55	12,894 00	6,155 55
500 00	LINCOLN ELEC HLDGS INC	COM	86/12/31-04/12/31	7/19/2004	15,957 12	10,745 00	5,212 12
300 00	LINCOLN ELEC HLDGS INC	COM	86/12/31-04/12/31	3/29/2004	8,414 61	6,447 00	1,967 61
300 00	LINCOLN ELEC HLDGS INC	COM	86/12/31-04/12/31	3/30/2004	8,476 13	6,447 00	2,029 13
200 00	LINCOLN ELEC HLDGS INC	COM	86/12/31-04/12/31	5/26/2004	6,328 33	4,298 00	2,030 33
200 00	LINCOLN ELEC HLDGS INC	COM	86/12/31-04/12/31	5/27/2004	6,297 59	4,298 00	1,999 59
200 00	LINCOLN ELEC HLDGS INC	COM	86/12/31-04/12/31	6/28/2004	6,879 73	4,298 00	2,581 73
400 00	LINCOLN ELEC HLDGS INC	COM	86/12/31-04/12/31	6/29/2004	13,738 75	8,596 00	5,142 75
500 00	LINCOLN ELEC HLDGS INC	COM	86/12/31-04/12/31	6/30/2004	17,051 45	10,745 00	6,306 45
1,500 00	MKS INSTRS INC	COM	86/12/31-04/12/31	11/18/2004	25,614 74	23,531 10	2,083 64
300 00	MKS INSTRS INC	COM	86/12/31-04/12/31	11/18/2004	5,052 33	4,706 22	346 11
600 00	MKS INSTRS INC	COM	86/12/31-04/12/31	12/2/2004	11,009 68	8,779 94	2,229 74
1,300 00	MKS INSTRS INC	COM	86/12/31-04/12/31	12/10/2004	22,040 59	18,749 12	3,291 47
800 00	MSC SOFTWARE CORP	COM	86/12/31-04/12/31	10/4/2004	7,136 47	5,889 92	1,246 55
7,400 00	MSC SOFTWARE CORP	COM	86/12/31-04/12/31	11/1/2004	64,452 48	51,781 51	12,670 97
300 00	MSC SOFTWARE CORP	COM	86/12/31-04/12/31	10/28/2004	2,620 25	2,208 72	411 53
100 00	MEDICAL STAFFING NETWORK HLDGS	COM	86/12/31-04/12/31	1/20/2004	1,203 23	725 00	478 23
100 00	MEDICAL STAFFING NETWORK HLDGS	COM	86/12/31-04/12/31	9/3/2004	684 08	839 00	(154 92)
200 00	MEDICAL STAFFING NETWORK HLDGS	COM	86/12/31-04/12/31	9/16/2004	1,287 36	1,678 00	(390 64)
400 00	MEDICAL STAFFING NETWORK HLDGS	COM	86/12/31-04/12/31	10/1/2004	2,614 21	3,356 00	(741 79)
100 00	MEDICAL STAFFING NETWORK HLDGS	COM	86/12/31-04/12/31	10/1/2004	645 98	839 00	(193 02)
400 00	MEDICAL STAFFING NETWORK HLDGS	COM	86/12/31-04/12/31	10/4/2004	2,634 13	3,356 00	(721 87)
100 00	MEDICAL STAFFING NETWORK HLDGS	COM	86/12/31-04/12/31	10/5/2004	663 53	839 00	(175 47)
2,500 00	MEDICAL STAFFING NETWORK HLDGS	COM	86/12/31-04/12/31	10/6/2004	16,524 61	20,387 91	(3,863 30)
200 00	MEDICAL STAFFING NETWORK HLDGS	COM	86/12/31-04/12/31	10/6/2004	1,325 58	1,605 28	(279 70)

THE ROCKEFELLER FOUNDATION
EMPLOYEE ID NO 13-1659629
GAIN AND LOSSES FOR TAX ON INVESTMENT INCOME
FORM 990 PF 2004, PART IV

Shares/Par Value	Security Name	Security Description	Date Bought	Date Sold	Proceeds	Cost	Realized
100 00	MEDICAL STAFFING NETWORK HLDGS	COM	86/12/31-04/12/31	10/12/2004	693 52	802 64	(109 12)
1,300 00	MEDICAL STAFFING NETWORK HLDGS	COM	86/12/31-04/12/31	10/12/2004	8,917 79	10,415 60	(1,497 81)
6,600 00	MEDICAL STAFFING NETWORK HLDGS	COM	86/12/31-04/12/31	12/10/2004	56,996 92	51,369 27	5,627 65
10,400 00	MOVIE GALLERY INC	COM	86/12/31-04/12/31	12/10/2004	184,307 60	201,760 59	(17,452 99)
400 00	MUELLER INDS INC		86/12/31-04/12/31	1/5/2004	13,582 16	10,488 00	3,094 16
300 00	MUELLER INDS INC		86/12/31-04/12/31	1/6/2004	10 129 77	7,866 00	2,263 77
600 00	MUELLER INDS INC		86/12/31-04/12/31	1/7/2004	20,027 78	15,732 00	4,295 78
100 00	MUELLER INDS INC		86/12/31-04/12/31	4/16/2004	3,530 03	2,622 00	908 03
1,300 00	MUELLER INDS INC		86/12/31-04/12/31	4/19/2004	45,262 07	34,086 00	11,176 07
800 00	MUELLER INDS INC		86/12/31-04/12/31	4/20/2004	28,330 45	20,976 00	7,354 45
300 00	MUELLER INDS INC		86/12/31-04/12/31	7/19/2004	11,328 00	7,866 00	3,462 00
400 00	MUELLER INDS INC		86/12/31-04/12/31	7/19/2004	15,105 64	10 488 00	4,617 64
500 00	MUELLER INDS INC		86/12/31-04/12/31	7/21/2004	19,226 84	13,110 00	6,116 84
900 00	MUELLER INDS INC		86/12/31-04/12/31	9/2/2004	38,356 38	23,598 00	14,758 38
1,500 00	MUELLER INDS INC		86/12/31-04/12/31	9/8/2004	62,311 39	39,330 00	22,981 39
1,500 00	MUELLER INDS INC		86/12/31-04/12/31	9/9/2004	62,354 68	39,330 00	23,024 68
700 00	MUELLER INDS INC		86/12/31-04/12/31	10/1/2004	30,183 50	18,354 00	11,829 50
2,300 00	MUELLER INDS INC		86/12/31-04/12/31	10/14/2004	88,055 96	60,306 00	27,749 96
700 00	MUELLER INDS INC		86/12/31-04/12/31	10/15/2004	26,740 91	18,354 00	8,386 91
1,200 00	MUELLER INDS INC		86/12/31-04/12/31	12/10/2004	35,952 11	31,464 00	4,488 11
600 00	MUELLER INDS INC		86/12/31-04/12/31	9/29/2004	25,539 42	15,732 00	9,807 42
23,300 00	NUI CORP	COM	86/12/31-04/12/31	12/1/2004	319,210 00	371,270 30	(52,060 30)
1,900 00	NATIONAL DENTEX CORP	COM	88/12/31-04/12/31	12/10/2004	54,031 31	43,700 00	10,331 31
1,000 00	NATIONAL PROCESSING INC	COM	88/12/31-04/12/31	4/19/2004	25,578 60	20,550 71	5,027 89
1,600 00	NATIONAL PROCESSING INC	COM	86/12/31-04/12/31	4/20/2004	41,154 87	32,814 48	8,340 39
200 00	NATIONAL PROCESSING INC	COM	86/12/31-04/12/31	4/20/2004	5,114 88	4,098 84	1,016 04
600 00	NATIONAL PROCESSING INC	COM	86/12/31-04/12/31	6/1/2004	17,205 07	12,267 16	4,937 91
6,500 00	NATIONAL PROCESSING INC	COM	86/12/31-04/12/31	10/18/2004	172,900 00	131,076 93	41,823 07
700 00	NATIONAL PROCESSING INC	COM	86/12/31-04/12/31	5/28/2004	20,157 63	14,340 09	5,817 54
4,000 00	NEWPORT CORP	COM	86/12/31-04/12/31	12/10/2004	52,447 57	60,154 35	(7,706 78)
1,600 00	NUEVO ENERGY CO	COM	86/12/31-04/12/31	2/5/2004	43,000 38	28,256 00	14,744 38
1,100 00	NUEVO ENERGY CO	COM	86/12/31-04/12/31	2/6/2004	29,644 16	19,426 00	10,218 16
3,300 00	1 800 CONTACTS	COM	88/12/31-04/12/31	12/10/2004	67,188 40	68,626 47	(1,438 07)
5,300 00	PICO HLDGS INC	COM NEW	86/12/31-04/12/31	12/10/2004	105,665 21	75,530 66	30,134 55
800 00	PNM RES INC	COM	86/12/31-04/12/31	8/6/2004	16,856 24	15,488 37	1,367 87
100 00	PNM RES INC	COM	86/12/31-04/12/31	8/10/2004	2,095 29	1,936 05	159 24
500 00	PNM RES INC	COM	86/12/31-04/12/31	11/3/2004	11,987 71	9,680 23	2,307 48
1,900 00	PNM RES INC	COM	86/12/31-04/12/31	11/4/2004	45,701 52	35,359 89	10,341 63
400 00	PNM RES INC	COM	86/12/31-04/12/31	11/9/2004	9,953 64	7,364 19	2,589 45
500 00	PNM RES INC	COM	86/12/31-04/12/31	11/10/2004	12,409 40	9,205 23	3,204 17
300.00	PNM RES INC	COM	86/12/31-04/12/31	11/11/2004	7,427 79	5,523 14	1,904 65
2,500 00	PNM RES INC	COM	88/12/31-04/12/31	11/12/2004	62,011 29	45,948 92	16,062 37
1,900 00	PNM RES INC	COM	86/12/31-04/12/31	11/15/2004	47,521 49	34,641 53	12,879 96
900 00	PNM RES INC	COM	86/12/31-04/12/31	12/1/2004	23,030 82	16,307 94	6,722 88
6,100 00	PNM RES INC	COM	86/12/31-04/12/31	12/10/2004	154,562 45	108,218 91	46,343 54
500 00	PNM RES INC	COM	86/12/31-04/12/31	11/30/2004	12,725 70	9,086 56	3,639 14
200 00	PAPA JOHNS INTL INC	COM	86/12/31-04/12/31	11/17/2004	7,005 55	5,193 44	1,812 11
600 00	PAPA JOHNS INTL INC	COM	86/12/31-04/12/31	11/24/2004	21,004 24	15,572 72	5,431 52
2,200 00	PAPA JOHNS INTL INC	COM	86/12/31-04/12/31	12/10/2004	72,820 93	56,628 00	16,192 93
1,200 00	PAR PHARMACEUTICAL COS INC	COM	88/12/31-04/12/31	12/10/2004	49,103 81	40,652 13	8,451 68
800 00	PAYLESS SHOESOURCE INC	COM	86/12/31-04/12/31	5/4/2004	13,738 71	10 846 18	2,892 53
3,400 00	PAYLESS SHOESOURCE INC	COM	86/12/31-04/12/31	11/12/2004	43 906 23	45,050 00	(1,143 77)
13,000 00	PAYLESS SHOESOURCE INC	COM	86/12/31-04/12/31	12/10/2004	157,093 51	172,250 00	(15,156 49)
800 00	PEGASUS SOLUTIONS INC	COM	86/12/31-04/12/31	12/1/2004	9 720 89	8 885 88	835 01
700 00	PEGASUS SOLUTIONS INC	COM	86/12/31-04/12/31	12/2/2004	8,406 52	7,710 75	695 77
1,600 00	PEGASUS SOLUTIONS INC	COM	86/12/31-04/12/31	12/8/2004	19,159 71	17,529 85	1,629 86
100 00	PEGASUS SOLUTIONS INC	COM	86/12/31-04/12/31	12/9/2004	1,196 04	1,086 60	109 44
2,500 00	PEGASUS SOLUTIONS INC	COM	86/12/31-04/12/31	12/10/2004	29,703 30	26,253 63	3,449 67
500 00	PEGASUS SOLUTIONS INC	COM	88/12/31-04/12/31	12/10/2004	5,981 35	5,040 15	941 20
1,100 00	PEGASUS SOLUTIONS INC	COM	88/12/31-04/12/31	12/13/2004	13,275 58	11,088 33	2,187 25
600 00	PEGASUS SOLUTIONS INC	COM	88/12/31-04/12/31	12/14/2004	7,223 95	6,048 18	1,175 77
1,800 00	PEP BOYS MANNY MOE + JACK	COM	86/12/31-04/12/31	12/10/2004	27,495 43	25,747 38	1,748 05
4,200 00	PIONEER NAT RES CO	COM	86/12/31-04/12/31	12/10/2004	143,566 49	127,763 40	15,803 09
0 50	PLAINS EXPL + PRODTN CO	COM	86/12/31-04/12/31	5/27/2004	8 83	6 41	2 42
700 00	PLAINS EXPL + PRODTN CO	COM	86/12/31-04/12/31	8/3/2004	14,501 06	8,945 40	5,555 66
700 00	PLAINS EXPL + PRODTN CO	COM	86/12/31-04/12/31	10/5/2004	18,573 99	8,887 06	9,686 93
12,100 00	PLAINS EXPL + PRODTN CO	COM	86/12/31-04/12/31	12/10/2004	300,509 77	141,113 97	159,395 80
11,500 00	PRIMA ENERGY CORP CO	COM PAR 0 015	86/12/31-04/12/31	7/22/2004	454,250 00	264,088 26	190,161 74
1,000 00	PROQUEST COMPANY	COM	88/12/31-04/12/31	2/24/2004	30,178 82	25,850 00	4,328 82
5,300 00	PROQUEST COMPANY	COM	86/12/31-04/12/31	12/10/2004	142,119 88	142,330 72	(210 84)
1,700 00	PROQUEST COMPANY	COM	86/12/31-04/12/31	12/14/2004	51,328 93	43,945 00	7,383 93
500 00	PROQUEST COMPANY	COM	86/12/31-04/12/31	12/14/2004	15,153 14	12,925 00	2,228 14
200 00	PROQUEST COMPANY	COM	86/12/31-04/12/31	12/14/2004	6,231 85	5,170 00	1,061 85
700 00	QUANEX CORP	COM	86/12/31-04/12/31	9/9/2004	33,632 11	29,530 88	4,101 23
600 00	QUANEX CORP	COM	86/12/31-04/12/31	9/16/2004	29,315 79	24,913 20	4,402 59
300 00	QUANEX CORP	COM	86/12/31-04/12/31	9/17/2004	14,694 70	12,456 60	2,238 10
200 00	QUANEX CORP	COM	86/12/31-04/12/31	9/20/2004	9,831 46	8,304 40	1,527 06
300 00	QUANEX CORP	COM	86/12/31-04/12/31	11/10/2004	16,561 23	12,374 26	4,186 97
100 00	QUANEX CORP	COM	86/12/31-04/12/31	11/11/2004	5,526 54	4,111 03	1,415 51
300 00	QUANEX CORP	COM	86/12/31-04/12/31	11/12/2004	16,617 36	12,333 09	4,284 27
200 00	QUANEX CORP	COM	86/12/31-04/12/31	11/15/2004	11,103 58	8,222 06	2,881 52
400 00	QUANEX CORP	COM	86/12/31-04/12/31	11/17/2004	22,018 24	16,444 12	5,574 12
100 00	QUANEX CORP	COM	86/12/31-04/12/31	11/18/2004	5,507 27	4,111 03	1,396 24
600 00	QUANEX CORP	COM	86/12/31-04/12/31	11/22/2004	33,911 20	20,064 34	13,846 86
100 00	QUANEX CORP	COM	86/12/31-04/12/31	11/23/2004	5,659 98	2,988 00	2,671 98

THE ROCKEFELLER FOUNDATION
EMPLOYEE ID NO 13-1659629
GAIN AND LOSSES FOR TAX ON INVESTMENT INCOME
FORM 990 PF 2004, PART IV

Shares/Par Value	Security Name	Security Description	Date Bought	Date Sold	Proceeds	Cost	Realized
100 00	QUANEX CORP	COM	86/12/31-04/12/31	11/23/2004	5,613 68	2,988 00	2,625 68
900 00	QUANEX CORP	COM	86/12/31-04/12/31	11/24/2004	51,765 61	26,892 00	24,873 61
200 00	QUANEX CORP	COM	86/12/31-04/12/31	12/1/2004	11,865 72	5,976 00	5,889 72
600 00	QUANEX CORP	COM	86/12/31-04/12/31	12/2/2004	35,375 47	17,928 00	17,447 47
300 00	QUANEX CORP	COM	86/12/31-04/12/31	12/3/2004	18,431 56	8,964 00	9,467 56
800 00	QUANEX CORP	COM	86/12/31-04/12/31	12/6/2004	50,389 06	23,904 00	26,485 06
100 00	QUANEX CORP	COM	86/12/31-04/12/31	12/7/2004	6,332 75	2,988 00	3,344 75
1,100 00	QUANEX CORP	COM	86/12/31-04/12/31	12/9/2004	69,191 57	32,868 00	36,323 57
100 00	QUANEX CORP	COM	86/12/31-04/12/31	12/10/2004	6,365 81	2,988 00	3,377 81
500 00	QUANEX CORP	COM	86/12/31-04/12/31	12/10/2004	31,818 25	14,940 00	16,878 25
100 00	QUANEX CORP	COM	86/12/31-04/12/31	12/21/2004	6,970 50	2,988 00	3,982 50
200 00	QUANEX CORP	COM	86/12/31-04/12/31	12/22/2004	13,772 03	5,976 00	7,796 03
100 00	QUANEX CORP	COM	86/12/31-04/12/31	12/23/2004	6,877 04	2,988 00	3,889 04
200 00	QUANEX CORP	COM	86/12/31-04/12/31	11/30/2004	11,961 71	5,976 00	5,985 71
300 00	RALCORP HLDGS INC NEW	COM	86/12/31-04/12/31	8/2/2004	10,821 82	7,845 00	2,976 82
300 00	RALCORP HLDGS INC NEW	COM	86/12/31-04/12/31	8/3/2004	10,827 49	7,845 00	2,982 49
400 00	RALCORP HLDGS INC NEW	COM	86/12/31-04/12/31	8/4/2004	14,297 90	10,460 00	3,837 90
1,700 00	RALCORP HLDGS INC NEW	COM	86/12/31-04/12/31	8/5/2004	60,713 56	44,455 00	16,258 56
400 00	RALCORP HLDGS INC NEW	COM	86/12/31-04/12/31	8/6/2004	14,211 66	10,460 00	3,751 66
100 00	RALCORP HLDGS INC NEW	COM	86/12/31-04/12/31	8/6/2004	3,569 91	2,615 00	954 91
600 00	RALCORP HLDGS INC NEW	COM	86/12/31-04/12/31	8/9/2004	21,189 70	15,690 00	5,499 70
700 00	RALCORP HLDGS INC NEW	COM	86/12/31-04/12/31	8/10/2004	24,549 68	18,305 00	6,244 68
600 00	RALCORP HLDGS INC NEW	COM	86/12/31-04/12/31	7/30/2004	22,000 76	15,690 00	6,310 76
1,700 00	RANGE RES CORP	COM	86/12/31-04/12/31	12/9/2004	33,781 77	21,413 20	12,368 57
7,200 00	RANGE RES CORP	COM	86/12/31-04/12/31	12/10/2004	142,504 82	90,014 16	52,490 66
100 00	REGAL BELOIT CORP	COM	86/12/31-04/12/31	7/1/2004	2,201 36	1,997 12	204 24
1,600 00	REGAL BELOIT CORP	COM	86/12/31-04/12/31	11/15/2004	42,655 00	31,718 13	10,936 87
1,000 00	REGAL BELOIT CORP	COM	86/12/31-04/12/31	11/15/2004	27,469 35	19,795 42	7,673 93
1,900 00	REGAL BELOIT CORP	COM	86/12/31-04/12/31	11/15/2004	51,098 73	37,534 00	13,564 73
200 00	REGAL BELOIT CORP	COM	86/12/31-04/12/31	12/1/2004	5,650 18	3,950 00	1,700 18
900 00	REGAL BELOIT CORP	COM	86/12/31-04/12/31	12/2/2004	25,137 22	17,775 00	7,362 22
2,000 00	REGAL BELOIT CORP	COM	86/12/31-04/12/31	12/10/2004	54,486 72	39,500 00	14,986 72
1,100 00	REGAL BELOIT CORP	COM	86/12/31-04/12/31	12/28/2004	31,962 28	21,725 00	10,237 28
700 00	REGAL BELOIT CORP	COM	86/12/31-04/12/31	6/30/2004	15,477 61	13,991 84	1,485 77
1,428 00	REGISTER COM INC	COM	86/12/31-04/12/31	5/25/2004	7,553 94	8,582 28	(1,028 34)
641 00	REGISTER COM INC	COM	86/12/31-04/12/31	6/4/2004	3,451 05	3,852 41	(401 36)
1,278 00	REGISTER COM INC	COM	86/12/31-04/12/31	6/7/2004	6,894 64	7,680 78	(786 14)
958 00	REGISTER COM INC	COM	86/12/31-04/12/31	6/7/2004	5,154 10	5,757 58	(603 48)
1,835 00	REGISTER COM INC	COM	86/12/31-04/12/31	6/8/2004	9,924 36	11,028 35	(1,103 99)
375 00	REGISTER COM INC	COM	86/12/31-04/12/31	6/8/2004	2,032 45	2,253 75	(221 30)
395 00	REGISTER COM INC	COM	86/12/31-04/12/31	6/9/2004	2,184 29	2,373 95	(189 66)
1,100 00	REGISTER COM INC	COM	86/12/31-04/12/31	5/26/2004	5,838 33	6,611 00	(772 67)
200 00	REGISTER COM INC	COM	86/12/31-04/12/31	5/26/2004	1,047 97	1,202 00	(154 03)
700 00	REGISTER COM INC	COM	86/12/31-04/12/31	5/27/2004	3,681 91	4,207 00	(525 09)
622 00	REGISTER COM INC	COM	86/12/31-04/12/31	5/28/2004	3,256 77	3,738 22	(481 45)
800 00	REMINGTON OIL GAS CORP	COM	86/12/31-04/12/31	8/20/2004	19,338 68	16,375 30	2,963 36
100 00	REMINGTON OIL GAS CORP	COM	86/12/31-04/12/31	9/20/2004	2,498 53	2,039 33	459 20
1,000 00	REMINGTON OIL GAS CORP	COM	86/12/31-04/12/31	9/21/2004	25,161 41	20,265 09	4,896 32
500 00	REMINGTON OIL GAS CORP	COM	86/12/31-04/12/31	9/22/2004	12,599 70	9,995 10	2,604 60
500 00	REMINGTON OIL GAS CORP	COM	86/12/31-04/12/31	10/7/2004	13,932 37	9,944 96	3,987 41
100 00	REMINGTON OIL GAS CORP	COM	86/12/31-04/12/31	10/19/2004	2,603 79	1,977 71	626 08
700 00	REMINGTON OIL GAS CORP	COM	86/12/31-04/12/31	10/20/2004	18,399 34	13,834 94	4,564 40
200 00	REMINGTON OIL GAS CORP	COM	86/12/31-04/12/31	10/22/2004	5,215 93	3,952 84	1,263 09
200 00	ROANOKE ELEC STL CORP	COM	86/12/31-04/12/31	1/16/2004	2,512 06	1,660 00	852 06
700 00	ROANOKE ELEC STL CORP	COM	86/12/31-04/12/31	1/22/2004	8,791 58	5,810 00	2,981 58
3,000 00	ROANOKE ELEC STL CORP	COM	86/12/31-04/12/31	2/6/2004	38,278 20	24,900 00	13,378 20
1,400 00	ROANOKE ELEC STL CORP	COM	86/12/31-04/12/31	2/11/2004	17,863 16	11,620 00	6,243 16
1,000 00	ROANOKE ELEC STL CORP	COM	86/12/31-04/12/31	3/19/2004	13,662 76	8,300 00	5,362 76
200 00	ROANOKE ELEC STL CORP	COM	86/12/31-04/12/31	3/22/2004	2,824 02	1,660 00	1,164 02
300 00	ROANOKE ELEC STL CORP	COM	86/12/31-04/12/31	3/23/2004	4,285 00	2,490 00	1,795 00
200 00	ROANOKE ELEC STL CORP	COM	86/12/31-04/12/31	3/24/2004	2,887 02	1,660 00	1,227 02
100 00	ROANOKE ELEC STL CORP	COM	86/12/31-04/12/31	3/25/2004	1,446 44	830 00	616 44
100 00	ROANOKE ELEC STL CORP	COM	86/12/31-04/12/31	4/5/2004	1,418 84	830 00	588 84
200 00	ROANOKE ELEC STL CORP	COM	86/12/31-04/12/31	4/27/2004	2,777 77	1,660 00	1,117 77
100 00	ROANOKE ELEC STL CORP	COM	86/12/31-04/12/31	5/18/2004	1,205 97	830 00	375 97
600 00	ROANOKE ELEC STL CORP	COM	86/12/31-04/12/31	7/14/2004	8,688 69	4,980 00	3,708 69
300 00	ROANOKE ELEC STL CORP	COM	86/12/31-04/12/31	7/15/2004	4,292 80	2,490 00	1,802 80
100 00	ROANOKE ELEC STL CORP	COM	86/12/31-04/12/31	7/21/2004	1,397 96	830 00	567 96
100 00	ROANOKE ELEC STL CORP	COM	86/12/31-04/12/31	7/22/2004	1,400 81	830 00	570 81
200 00	ROANOKE ELEC STL CORP	COM	86/12/31-04/12/31	8/2/2004	2,891 61	1,660 00	1,231 61
100 00	ROANOKE ELEC STL CORP	COM	86/12/31-04/12/31	9/10/2004	1,465 30	830 00	635 30
100 00	ROANOKE ELEC STL CORP	COM	86/12/31-04/12/31	9/13/2004	1,446 82	830 00	616 82
500 00	ROANOKE ELEC STL CORP	COM	86/12/31-04/12/31	9/20/2004	7,097 33	4,150 00	2,947 33
3,100 00	ROANOKE ELEC STL CORP	COM	86/12/31-04/12/31	10/1/2004	44,483 95	25,730 00	18,753 95
1,900 00	ROANOKE ELEC STL CORP	COM	86/12/31-04/12/31	1/30/2004	23,273 90	15,770 00	7,503 90
200 00	ROANOKE ELEC STL CORP	COM	86/12/31-04/12/31	3/31/2004	2,802 77	1,660 00	1,142 77
100 00	ROANOKE ELEC STL CORP	COM	86/12/31-04/12/31	4/28/2004	1,420 12	830 00	590 12
200 00	ROANOKE ELEC STL CORP	COM	86/12/31-04/12/31	7/30/2004	2,896 25	1,660 00	1,236 25
100 00	ROANOKE ELEC STL CORP	COM	86/12/31-04/12/31	9/28/2004	1,412 10	830 00	582 10
100 00	ROANOKE ELEC STL CORP	COM	86/12/31-04/12/31	9/29/2004	1,439 27	830 00	609 27
800 00	ROTO ROOTER INC NEW	COM	86/12/31-04/12/31	1/9/2004	46,031 52	31,440 00	14,591 52
100 00	RUSS BERRIE + CO INC	COM	86/12/31-04/12/31	4/16/2004	2,837 95	3,317 96	(480 01)
900 00	RUSS BERRIE + CO INC	COM	86/12/31-04/12/31	4/19/2004	25,087 63	29,845 03	(4,757 40)
700 00	RUSS BERRIE + CO INC	COM	86/12/31-04/12/31	4/20/2004	19,514 35	23,212 49	(3,698 14)
8,100 00	SEMCO ENERGY INC	COM	86/12/31-04/12/31	12/10/2004	36,820 92	48,958 96	(12,138 04)

THE ROCKEFELLER FOUNDATION
EMPLOYEE ID NO 13-1659629
GAIN AND LOSSES FOR TAX ON INVESTMENT INCOME
FORM 990 PF 2004, PART IV

Shares/Par Value	Security Name	Security Description	Date Bought	Date Sold	Proceeds	Cost	Realized
4,600 00	ST MARY LD + EXPL CO	COM	86/12/31-04/12/31	12/10/2004	180,998 86	136,573 13	44,425 73
100 00	SCHOOL SPECIALTY INC	COM	86/12/31-04/12/31	5/5/2004	3 600 82	2 856 00	744 82
300 00	SCHOOL SPECIALTY INC	COM	86/12/31-04/12/31	7/13/2004	10,857 82	8,568 00	2,289 82
500 00	SCHOOL SPECIALTY INC	COM	86/12/31-04/12/31	7/13/2004	18,064 02	14,280 00	3,784 02
200 00	SCHOOL SPECIALTY INC	COM	86/12/31-04/12/31	9/16/2004	7,348 70	5,712 00	1,636 70
500 00	SCHOOL SPECIALTY INC	COM	86/12/31-04/12/31	9/17/2004	18,517 66	14 280 00	4,237 66
200 00	SCHOOL SPECIALTY INC	COM	86/12/31-04/12/31	9/20/2004	7,404 74	5,712 00	1,692 74
800 00	SCHOOL SPECIALTY INC	COM	86/12/31-04/12/31	9/21/2004	29,631 14	22,848 00	6,783 14
400 00	SCHOOL SPECIALTY INC	COM	86/12/31-04/12/31	9/21/2004	14,819 65	11,424 00	3,395 65
200 00	SCHOOL SPECIALTY INC	COM	86/12/31-04/12/31	11/1/2004	8,224 32	5,712 00	2,512 32
2,100 00	SCHOOL SPECIALTY INC	COM	86/12/31-04/12/31	12/10/2004	79,964 02	59,976 00	19,988 02
300 00	SCHOOL SPECIALTY INC	COM	86/12/31-04/12/31	4/28/2004	10,788 70	8,568 00	2,220 70
200 00	SCHOOL SPECIALTY INC	COM	86/12/31-04/12/31	4/29/2004	7,191 81	5,712 00	1,479 81
1,000 00	SCHOOL SPECIALTY INC	COM	86/12/31-04/12/31	10/28/2004	41,521 02	28,560 00	12,961 02
100 00	SCHOOL SPECIALTY INC	COM	86/12/31-04/12/31	10/28/2004	4,121 40	2,856 00	1,265 40
200 00	SCHOOL SPECIALTY INC	COM	86/12/31-04/12/31	10/29/2004	8,222 74	5,712 00	2,510 74
800 00	SIMPSON MFG INC	COM	86/12/31-04/12/31	10/14/2004	51,142 80	32,428 66	18,714 14
100 00	SIMPSON MFG INC	COM	86/12/31-04/12/31	10/26/2004	6,484 84	3,845 00	2,639 84
100 00	SIMPSON MFG INC	COM	86/12/31-04/12/31	11/4/2004	6,560 08	3,845 00	2,715 08
200 00	SIMPSON MFG INC	COM	86/12/31-04/12/31	11/8/2004	13,092 33	7,690 00	5,402 33
500 00	SIMPSON MFG INC	COM	86/12/31-04/12/31	11/9/2004	32,980 97	19,225 00	13,755 97
400 00	SIMPSON MFG INC	COM	86/12/31-04/12/31	11/10/2004	26,440 10	15,380 00	11,060 10
5,800 00	SIMPSON MFG INC	COM	86/12/31-04/12/31	12/10/2004	186,379 79	111,505 00	74 874 79
700 00	SIMPSON MFG INC	COM	86/12/31-04/12/31	10/27/2004	45,458 54	26,915 00	18 543 54
100 00	SIMPSON MFG INC	COM	86/12/31-04/12/31	10/28/2004	6,469 36	3 845 00	2,624 36
4,900 00	SOLA INTL INC	COM	86/12/31-04/12/31	12/10/2004	134,483 72	99,502 58	34,981 14
600 00	SPINNAKER EXPL CO	COM	86/12/31-04/12/31	2/20/2004	19,802 07	16,119 06	3,683 01
400 00	SPINNAKER EXPL CO	COM	86/12/31-04/12/31	2/20/2004	13,203 24	10,746 04	2,457 20
700 00	SPINNAKER EXPL CO	COM	86/12/31-04/12/31	2/23/2004	23,074 59	18,749 13	4,325 46
1,200 00	SPINNAKER EXPL CO	COM	86/12/31-04/12/31	2/24/2004	39,518 77	32,068 60	7,450 17
1,100 00	SPINNAKER EXPL CO	COM	86/12/31-04/12/31	3/4/2004	39,028 45	26,059 00	12,969 45
500 00	SPINNAKER EXPL CO	COM	86/12/31-04/12/31	3/9/2004	17,986 64	11,845 00	6,141 64
500 00	SPINNAKER EXPL CO	COM	86/12/31-04/12/31	3/12/2004	16,914 83	11,845 00	5,069 83
200 00	SPINNAKER EXPL CO	COM	86/12/31-04/12/31	6/8/2004	7,019 83	4,426 38	2,593 45
400 00	SPINNAKER EXPL CO	COM	86/12/31-04/12/31	6/10/2004	14,084 10	8,852 76	5,231 34
1,000 00	SPINNAKER EXPL CO	COM	86/12/31-04/12/31	6/16/2004	37,234 72	22,080 40	15,154 32
1,900 00	SPINNAKER EXPL CO	COM	86/12/31-04/12/31	6/17/2004	70,699 05	41,605 24	29,093 81
800 00	SPINNAKER EXPL CO	COM	86/12/31-04/12/31	6/18/2004	30,343 68	17,382 91	12,960 77
600 00	SPINNAKER EXPL CO	COM	86/12/31-04/12/31	7/6/2004	23,808 46	12,235 30	11,573 16
500 00	SPINNAKER EXPL CO	COM	86/12/31-04/12/31	7/9/2004	19,895 23	10,185 65	9,709 58
100 00	SPINNAKER EXPL CO	COM	86/12/31-04/12/31	7/12/2004	3,973 82	2,037 13	1,936 69
1,400 00	SPINNAKER EXPL CO	COM	86/12/31-04/12/31	7/14/2004	55,052 59	28,389 48	26,663 11
1,400 00	SPINNAKER EXPL CO	COM	86/12/31-04/12/31	12/10/2004	47,022 93	46,879 84	143 09
200 00	SPINNAKER EXPL CO	COM	86/12/31-04/12/31	2/25/2004	6,563 64	5,203 30	1,360 34
1,700 00	SPINNAKER EXPL CO	COM	86/12/31-04/12/31	2/26/2004	55,816 04	41,874 76	13,741 28
300 00	SPINNAKER EXPL CO	COM	86/12/31-04/12/31	2/26/2004	9,838 11	7,636 44	2,201 67
1,700 00	SPINNAKER EXPL CO	COM	86/12/31-04/12/31	2/27/2004	56,016 72	40,273 00	15,743 72
1,200 00	SPINNAKER EXPL CO	COM	86/12/31-04/12/31	4/29/2004	43,519 38	28,348 00	15,171 38
600 00	SPINNAKER EXPL CO	COM	86/12/31-04/12/31	6/28/2004	23,024 40	12,670 62	10,353 78
400 00	SPINNAKER EXPL CO	COM	86/12/31-04/12/31	6/29/2004	15,595 63	8,244 24	7,351 39
300 00	SPINNAKER EXPL CO	COM	86/12/31-04/12/31	6/30/2004	11,794 19	6,148 95	5 645 24
400 00	STEWART INFORMATION SVCS CORP	COM	86/12/31-04/12/31	2/12/2004	18,866 11	12,704 00	6,162 11
200 00	STEWART INFORMATION SVCS CORP	COM	86/12/31-04/12/31	11/16/2004	8,893 97	6,352 00	2,541 97
200 00	STEWART INFORMATION SVCS CORP	COM	86/12/31-04/12/31	11/17/2004	8,937 25	6,352 00	2,585 25
7,400 00	STEWART INFORMATION SVCS CORP	COM	86/12/31-04/12/31	12/10/2004	318 424 90	235 024 00	83,400 90
600 00	STEWART INFORMATION SVCS CORP	COM	86/12/31-04/12/31	10/27/2004	25,473 90	22,521 91	2,951 99
500 00	STEWART INFORMATION SVCS CORP	COM	86/12/31-04/12/31	10/28/2004	21,053 50	18,306 37	2,747 13
300 00	STONE ENERGY CORP		86/12/31-04/12/31	3/17/2004	14,051 39	11,856 81	2,194 58
300 00	STONE ENERGY CORP		86/12/31-04/12/31	3/18/2004	14,207 23	11,856 81	2,350 42
1,300 00	STONE ENERGY CORP		86/12/31-04/12/31	3/19/2004	61,626 04	51,108 52	10,517 52
800 00	STONE ENERGY CORP		86/12/31-04/12/31	3/25/2004	37,786 60	31,182 68	6,603 92
5,800 00	STONE ENERGY CORP		86/12/31-04/12/31	12/10/2004	255,543 75	230,714 64	24,829 11
3,600 00	SUPERIOR ENERGY SVCS INC	COM	86/12/31-04/12/31	12/10/2004	50,133 86	44,937 98	5,195 88
7,700 00	SUPERIOR INDS INTL INC	COM	86/12/31-04/12/31	12/10/2004	209,314 97	336,259 00	(126,944 03)
2,100 00	T HQ INC	COM	86/12/31-04/12/31	5/6/2004	42,968 98	40,131 00	2,837 98
600 00	T HQ INC	COM	86/12/31-04/12/31	6/2/2004	12,874 25	11,466 00	1,408 25
1,100 00	T HQ INC	COM	86/12/31-04/12/31	6/3/2004	23,688 05	21,021 00	2,667 05
200 00	T HQ INC	COM	86/12/31-04/12/31	6/3/2004	4,319 89	3,822 00	497 89
1,000 00	T HQ INC	COM	86/12/31-04/12/31	6/4/2004	21,891 58	19,110 00	2,781 58
600 00	T HQ INC	COM	86/12/31-04/12/31	6/7/2004	13,456 24	11,466 00	1,990 24
2,000 00	T HQ INC	COM	86/12/31-04/12/31	7/14/2004	44,059 76	38,220 00	5,839 76
100 00	T HQ INC	COM	86/12/31-04/12/31	7/15/2004	2,197 94	1,911 00	286 94
7,400 00	TETRA TECH INC NEW	COM	86/12/31-04/12/31	12/10/2004	112,585 40	119,102 85	(6,517 45)
100 00	THOMAS INDS INC	COM	86/12/31-04/12/31	4/23/2004	3,447 01	2,733 00	714 01
100 00	THOMAS INDS INC	COM	86/12/31-04/12/31	4/26/2004	3,482 35	2 733 00	749 35
100 00	THOMAS INDS INC	COM	86/12/31-04/12/31	4/27/2004	3,478 16	2,733 00	745 16
1,500 00	THOMAS INDS INC	COM	86/12/31-04/12/31	5/21/2004	52,832 81	40,995 00	11,837 81
100 00	THOMAS INDS INC	COM	86/12/31-04/12/31	5/24/2004	3,496 97	2,733 00	763 97
200 00	THOMAS INDS INC	COM	86/12/31-04/12/31	5/25/2004	6,922 73	5,466 00	1,456 73
200 00	THOMAS INDS INC	COM	86/12/31-04/12/31	6/1/2004	6,776 84	5,466 00	1,310 84
200 00	THOMAS INDS INC	COM	86/12/31-04/12/31	6/1/2004	6,761 22	5,466 00	1,295 22
200 00	THOMAS INDS INC	COM	86/12/31-04/12/31	6/14/2004	6,566 14	5,466 00	1,100 14
200 00	THOMAS INDS INC	COM	86/12/31-04/12/31	6/15/2004	6,674 86	5,466 00	1,208 86
200 00	THOMAS INDS INC	COM	86/12/31-04/12/31	6/16/2004	6,675 46	5 466 00	1,209 46
100 00	THOMAS INDS INC	COM	86/12/31-04/12/31	6/17/2004	3,329 92	2,733 00	596 92

THE ROCKEFELLER FOUNDATION
EMPLOYEE ID NO 13-1659629
GAIN AND LOSSES FOR TAX ON INVESTMENT INCOME
FORM 990 PF 2004, PART IV

Shares/Par Value	Security Name	Security Description	Date Bought	Date Sold	Proceeds	Cost	Realized
100 00	THOMAS INDS INC	COM	86/12/31-04/12/31	6/18/2004	3,340 35	2,733 00	607 35
100 00	THOMAS INDS INC	COM	86/12/31-04/12/31	6/21/2004	3,315 85	2,733 00	582 85
100 00	THOMAS INDS INC	COM	86/12/31-04/12/31	6/22/2004	3,325 63	2,733 00	592 63
100 00	THOMAS INDS INC	COM	86/12/31-04/12/31	6/23/2004	3,316 55	2,733 00	583 55
100 00	THOMAS INDS INC	COM	86/12/31-04/12/31	6/24/2004	3,309 21	2,733 00	576 21
100 00	THOMAS INDS INC	COM	86/12/31-04/12/31	6/25/2004	3,302 21	2,733 00	569 21
500 00	THOMAS INDS INC	COM	86/12/31-04/12/31	7/1/2004	16,532 16	13,665 00	2,867 16
100 00	THOMAS INDS INC	COM	86/12/31-04/12/31	7/7/2004	3,349 60	2,733 00	616 60
100 00	THOMAS INDS INC	COM	86/12/31-04/12/31	7/8/2004	3,247 92	2,733 00	514 92
200 00	THOMAS INDS INC	COM	86/12/31-04/12/31	7/12/2004	6,401 63	5,466 00	935 63
400 00	THOMAS INDS INC	COM	86/12/31-04/12/31	7/13/2004	12,838 65	10,932 00	1,906 65
100 00	THOMAS INDS INC	COM	86/12/31-04/12/31	7/14/2004	3,203 23	2,733 00	470 23
100 00	THOMAS INDS INC	COM	86/12/31-04/12/31	7/15/2004	3,199 64	2,733 00	466 64
100 00	THOMAS INDS INC	COM	86/12/31-04/12/31	9/2/2004	3,274 76	2,733 00	541 76
1,000 00	THOMAS INDS INC	COM	86/12/31-04/12/31	10/1/2004	31,882 45	27,330 00	4,552 45
300 00	THOMAS INDS INC	COM	86/12/31-04/12/31	10/1/2004	9,500 77	8,199 00	1,301 77
200 00	THOMAS INDS INC	COM	86/12/31-04/12/31	5/27/2004	6,812 72	5,466 00	1,346 72
100 00	THOMAS INDS INC	COM	86/12/31-04/12/31	5/28/2004	3,402 13	2,733 00	669 13
100 00	THOMAS INDS INC	COM	86/12/31-04/12/31	6/28/2004	3,299 07	2,733 00	566 07
200 00	THOMAS INDS INC	COM	86/12/31-04/12/31	6/29/2004	6,615 92	5,466 00	1,149 92
100 00	THOMAS INDS INC	COM	86/12/31-04/12/31	6/30/2004	3,318 13	2,733 00	585 13
300 00	THOMAS INDS INC	COM	86/12/31-04/12/31	9/30/2004	9,425 77	8,199 00	1,226 77
300 00	TRAMMELL CROW CO	COM	86/12/31-04/12/31	9/7/2004	4,738 11	3,405 00	1,333 11
100 00	TRAMMELL CROW CO	COM	86/12/31-04/12/31	9/7/2004	1,601 46	1,135 00	466 46
400 00	TRAMMELL CROW CO	COM	86/12/31-04/12/31	9/8/2004	6,292 41	4,540 00	1,752 41
500 00	TRAMMELL CROW CO	COM	86/12/31-04/12/31	9/9/2004	7,949 16	5,675 00	2,274 16
100 00	TRAMMELL CROW CO	COM	86/12/31-04/12/31	9/23/2004	1,574 79	1,135 00	439 79
100 00	TRAMMELL CROW CO	COM	86/12/31-04/12/31	9/24/2004	1,572 11	1,135 00	437 11
3,900 00	TRAMMELL CROW CO	COM	86/12/31-04/12/31	10/7/2004	61,425 00	44,265 00	17,160 00
100 00	TRAMMELL CROW CO	COM	86/12/31-04/12/31	11/2/2004	1,579 25	1,135 00	444 25
1,300 00	TRAMMELL CROW CO	COM	86/12/31-04/12/31	11/3/2004	20,716 96	14,755 00	5,961 96
1,300 00	TRAMMELL CROW CO	COM	86/12/31-04/12/31	11/4/2004	20,741 01	14,755 00	5,986 01
1,500 00	TRAMMELL CROW CO	COM	86/12/31-04/12/31	11/8/2004	24,424 97	17,025 00	7,399 97
1,100 00	TRAMMELL CROW CO	COM	86/12/31-04/12/31	11/10/2004	17,874 58	12,485 00	5,389 58
500 00	TRAMMELL CROW CO	COM	86/12/31-04/12/31	11/15/2004	8,117 30	5,675 00	2,442 30
100 00	TRAMMELL CROW CO	COM	86/12/31-04/12/31	12/1/2004	1,747 81	1,135 00	612 81
200 00	TRAMMELL CROW CO	COM	86/12/31-04/12/31	12/2/2004	3,466 93	2,270 00	1,196 93
2,900 00	TRAMMELL CROW CO	COM	86/12/31-04/12/31	12/10/2004	49,978 87	32,915 00	17,063 87
100 00	TRAMMELL CROW CO	COM	86/12/31-04/12/31	10/28/2004	1,572 56	1,135 00	437 56
200 00	TREDEGAR INDS INC	COM	86/12/31-04/12/31	7/19/2004	2,965 69	2,790 80	174 89
800 00	TREDEGAR INDS INC	COM	86/12/31-04/12/31	7/20/2004	11,941 39	11,163 20	778 19
200 00	TREDEGAR INDS INC	COM	86/12/31-04/12/31	7/21/2004	3,017 38	2,790 80	226 58
400 00	TREDEGAR INDS INC	COM	86/12/31-04/12/31	7/22/2004	5,980 29	5,581 60	398 69
200 00	TREDEGAR INDS INC	COM	86/12/31-04/12/31	7/23/2004	2,996 48	2,790 80	205 68
100 00	ULTRATECH INC	COM	86/12/31-04/12/31	9/13/2004	1,708 09	1,404 71	303 38
600 00	ULTRATECH INC	COM	86/12/31-04/12/31	10/5/2004	10,971 82	8,401 50	2 570 32
700 00	ULTRATECH INC	COM	86/12/31-04/12/31	10/6/2004	12,632 04	9,779 71	2,852 33
700 00	ULTRATECH INC	COM	86/12/31-04/12/31	12/1/2004	12,637 64	9,763 18	2,874 46
2,300 00	ULTRATECH INC	COM	86/12/31-04/12/31	12/2/2004	42,412 38	30,697 20	11,715 18
700 00	ULTRATECH INC	COM	86/12/31-04/12/31	12/8/2004	13,231 37	9,149 98	4,081 39
1,000 00	ULTRATECH INC	COM	86/12/31-04/12/31	12/10/2004	18,317 77	12,699 90	5,617 87
100 00	UNITED INDL CORP	COM	86/12/31-04/12/31	7/15/2004	2,497 48	1,802 18	695 30
700 00	UNITED INDL CORP	COM	86/12/31-04/12/31	8/2/2004	17,817 17	12,416 37	5,400 80
400 00	UNITED INDL CORP	COM	86/12/31-04/12/31	8/3/2004	10,633 75	6,825 46	3,808 29
400 00	UNITED INDL CORP	COM	86/12/31-04/12/31	8/3/2004	10,598 07	7,024 36	3,573 71
200 00	UNITED INDL CORP	COM	86/12/31-04/12/31	8/9/2004	5,191 87	3,359 88	1,831 99
1,600 00	UNITED INDL CORP	COM	86/12/31-04/12/31	8/10/2004	42,957 23	26,293 20	16,664 03
500 00	UNITED INDL CORP	COM	86/12/31-04/12/31	8/11/2004	13,907 82	8,005 00	5,902 82
200 00	UNITED INDL CORP	COM	86/12/31-04/12/31	8/18/2004	5,429 87	3,202 00	2,227 87
600 00	UNITED INDL CORP	COM	86/12/31-04/12/31	8/19/2004	16,447 17	9,606 00	6,841 17
600 00	UNITED INDL CORP	COM	86/12/31-04/12/31	8/23/2004	18,299 63	9,606 00	8,693 63
1,000 00	UNITED INDL CORP	COM	86/12/31-04/12/31	9/13/2004	32,224 24	16,010 00	16,214 24
1,400 00	UNITED INDL CORP	COM	86/12/31-04/12/31	9/13/2004	44,685 83	22,414 00	22,271 83
400 00	UNITED INDL CORP	COM	86/12/31-04/12/31	9/17/2004	13,443 08	6,404 00	7,039 08
300 00	UNITED INDL CORP	COM	86/12/31-04/12/31	9/20/2004	10,000 59	4,803 00	5,197 59
400 00	UNITED INDL CORP	COM	86/12/31-04/12/31	9/21/2004	13,584 16	6,404 00	7,180 16
1,400 00	UNITED INDL CORP	COM	86/12/31-04/12/31	10/1/2004	46,773 46	22,414 00	24,359 46
600 00	UNITED INDL CORP	COM	86/12/31-04/12/31	10/4/2004	20,541 59	9,606 00	10,935 59
300 00	UNITED INDL CORP	COM	86/12/31-04/12/31	7/28/2004	7,484 88	5,375 40	2,109 48
4,300 00	UNITED ONLINE INC	COM	86/12/31-04/12/31	12/10/2004	47,144 09	47,591 54	(447 45)
1,100 00	UNITED STATIONERS INC	COM	86/12/31-04/12/31	12/10/2004	51,746 74	41,140 00	10,606 74
200 00	USF CORP	COM	86/12/31-04/12/31	3/11/2004	7,256 05	6,431 50	824 55
200 00	USF CORP	COM	86/12/31-04/12/31	3/12/2004	7,240 65	6,008 00	1,232 65
200 00	USF CORP	COM	86/12/31-04/12/31	3/12/2004	7,245 21	6,008 00	1,237 21
300 00	USF CORP	COM	86/12/31-04/12/31	3/15/2004	10,721 58	9,012 00	1,709 58
300 00	USF CORP	COM	86/12/31-04/12/31	3/15/2004	10,753 14	9,012 00	1,741 14
100 00	USF CORP	COM	86/12/31-04/12/31	9/7/2004	3,602 11	3,004 00	598 11
300 00	USF CORP	COM	86/12/31-04/12/31	9/9/2004	10,784 41	9,012 00	1,772 41
300 00	USF CORP	COM	86/12/31-04/12/31	9/10/2004	10,942 06	9,012 00	1,930 06
200 00	USF CORP	COM	86/12/31-04/12/31	9/13/2004	7,259 05	6,008 00	1,251 05
100 00	USF CORP	COM	86/12/31-04/12/31	9/14/2004	3,597 64	3,004 00	593 64
100 00	USF CORP	COM	86/12/31-04/12/31	9/15/2004	3,594 91	3,004 00	590 91
100 00	USF CORP	COM	86/12/31-04/12/31	9/16/2004	3,589 56	3,004 00	585 56
200 00	USF CORP	COM	86/12/31-04/12/31	9/17/2004	7,217 17	6,008 00	1,209 17
100 00	USF CORP	COM	86/12/31-04/12/31	9/20/2004	3,598 77	3,004 00	594 77

THE ROCKEFELLER FOUNDATION
EMPLOYEE ID NO 13-1659629
GAIN AND LOSSES FOR TAX ON INVESTMENT INCOME
FORM 990 PF 2004, PART IV

Shares/Par Value	Security Name	Security Description	Date Bought	Date Sold	Proceeds	Cost	Realized
500 00	USF CORP	COM	86/12/31-04/12/31	9/21/2004	18,046 72	15,020 00	3,026 72
200 00	USF CORP	COM	86/12/31-04/12/31	10/1/2004	7,449 00	6,008 00	1,441 00
800 00	USF CORP	COM	86/12/31-04/12/31	10/18/2004	30,184 09	24,032 00	6,152 09
400 00	USF CORP	COM	86/12/31-04/12/31	10/19/2004	15,209 16	12,016 00	3,193 16
600 00	USF CORP	COM	86/12/31-04/12/31	10/19/2004	22,769 46	18,024 00	4,745 46
100 00	USF CORP	COM	86/12/31-04/12/31	10/21/2004	3,797 13	3,004 00	793 13
2,900 00	USF CORP	COM	86/12/31-04/12/31	12/10/2004	105,326 69	87,116 00	18,210 69
500 00	USF CORP	COM	86/12/31-04/12/31	12/30/2004	18,999 55	15,020 00	3,979 55
100 00	USF CORP	COM	86/12/31-04/12/31	12/31/2004	3 795 91	3,004 00	791 91
2,000 00	VERITAS DGC INC	COM	86/12/31-04/12/31	3/4/2004	34,984 03	21,240 00	13,744 03
1,700 00	VERITAS DGC INC	COM	86/12/31-04/12/31	3/18/2004	32,600 47	18,054 00	14,546 47
300 00	VERITAS DGC INC	COM	86/12/31-04/12/31	3/19/2004	5,744 89	3,186 00	2,558 89
100 00	VERITAS DGC INC	COM	86/12/31-04/12/31	3/26/2004	1,910 59	1,062 00	848 59
1,300 00	VERITAS DGC INC	COM	86/12/31-04/12/31	4/6/2004	27,749 54	13,806 00	13,943 54
1,500 00	VERITAS DGC INC	COM	86/12/31-04/12/31	4/6/2004	31,920 00	15,930 00	15,990 00
2,500 00	VERITAS DGC INC	COM	86/12/31-04/12/31	4/7/2004	52,927 50	26,550 00	26,377 50
2,000 00	VERITAS DGC INC	COM	86/12/31-04/12/31	4/12/2004	45 860 72	21,240 00	24,620 72
300 00	VERITAS DGC INC	COM	86/12/31-04/12/31	4/13/2004	6,712 10	3,186 00	3,526 10
500 00	VERITAS DGC INC	COM	86/12/31-04/12/31	4/16/2004	11,249 98	5,310 00	5,939 98
900 00	VERITAS DGC INC	COM	86/12/31-04/12/31	4/19/2004	20,706 44	9,558 00	11,148 44
500 00	VERITAS DGC INC	COM	86/12/31-04/12/31	6/18/2004	11,224 78	5,310 00	5,914 78
1,200 00	VERITAS DGC INC	COM	86/12/31-04/12/31	6/22/2004	26,354 38	12,744 00	13,610 38
1,400 00	VERITAS DGC INC	COM	86/12/31-04/12/31	7/1/2004	33,131 90	14,868 00	18,263 90
500 00	VERITAS DGC INC	COM	86/12/31-04/12/31	7/7/2004	11,909 27	5,310 00	6,599 27
100 00	VERITAS DGC INC	COM	86/12/31-04/12/31	7/8/2004	2,404 66	1,062 00	1,342 66
700 00	VERITAS DGC INC	COM	86/12/31-04/12/31	7/9/2004	16,914 33	7,434 00	9,480 33
500 00	VERITAS DGC INC	COM	86/12/31-04/12/31	8/2/2004	12,281 86	4,550 75	7,731 11
700 00	VERITAS DGC INC	COM	86/12/31-04/12/31	9/16/2004	14,183 20	6,123 22	8,059 98
2,500 00	VERITAS DGC INC	COM	86/12/31-04/12/31	10/1/2004	56,624 67	21,125 90	35,498 77
2,500 00	VERITAS DGC INC	COM	86/12/31-04/12/31	10/14/2004	53,984 98	20,844 44	33,140 54
800 00	VERITAS DGC INC	COM	86/12/31-04/12/31	3/29/2004	15,340 60	8,496 00	6,844 60
900 00	VERITAS DGC INC	COM	86/12/31-04/12/31	3/29/2004	17,251 78	9,558 00	7,693 78
500 00	VERITAS DGC INC	COM	86/12/31-04/12/31	6/30/2004	11,650 57	5,310 00	6,340 57
800 00	VERITAS DGC INC	COM	86/12/31-04/12/31	7/29/2004	19,287 30	7,937 00	11,350 30
1,000 00	VERITAS DGC INC	COM	86/12/31-04/12/31	7/30/2004	24,535 22	9,119 20	15,416 02
3,100 00	VIASYS HEALTHCARE INC	COM NEW	86/12/31-04/12/31	12/10/2004	59,333 54	58,338 58	994 96
2,700 00	WASHINGTON GROUP INTL INC	COM NEW	86/12/31-04/12/31	12/10/2004	103,077 64	96,643 12	6 434 52
3,100 00	WATSON WYATT + CO HLDGS	CL A	86/12/31-04/12/31	12/10/2004	82,352 05	83,006 74	(654 69)
1,100 00	WEBMETHODS INC	COM	86/12/31-04/12/31	1/7/2004	11,922 23	8,612 04	3,310 19
3,000 00	WEBMETHODS INC	COM	86/12/31-04/12/31	1/8/2004	34,271 58	22 505 36	11,766 22
10,200 00	WEBMETHODS INC	COM	86/12/31-04/12/31	12/10/2004	56,951 38	60,958 98	(4,007 60)
100 00	WELLMAN INC	COM	86/12/31-04/12/31	1/7/2004	1,034 95	1,080 00	(45 05)
500 00	WELLMAN INC	COM	86/12/31-04/12/31	1/7/2004	5,070 36	5,400 00	(329 64)
600 00	WELLMAN INC	COM	86/12/31-04/12/31	1/21/2004	5,186 03	6,480 00	(1,293 97)
3,800 00	WELLMAN INC	COM	86/12/31-04/12/31	1/21/2004	32,833 87	41,040 00	(8,206 13)
2,500 00	WELLMAN INC	COM	86/12/31-04/12/31	1/22/2004	20,617 28	27,000 00	(6,382 72)
100 00	WELLMAN INC	COM	86/12/31-04/12/31	1/23/2004	806 46	1,080 00	(273 54)
3,400 00	WELLMAN INC	COM	86/12/31-04/12/31	1/23/2004	27,198 72	36,720 00	(9,521 28)
2,700 00	WELLMAN INC	COM	86/12/31-04/12/31	1/26/2004	22,489 40	29,160 00	(6,670 60)
2,300 00	WELLMAN INC	COM	86/12/31-04/12/31	1/27/2004	19,517 80	24,840 00	(5,322 20)
300 00	WELLMAN INC	COM	86/12/31-04/12/31	2/2/2004	2,406 09	2,443 05	(36 96)
1,000 00	WELLMAN INC	COM	86/12/31-04/12/31	2/3/2004	7,980 72	8,134 40	(153 68)
2,200 00	WELLMAN INC	COM	86/12/31-04/12/31	2/4/2004	16,521 88	17,815 60	(1,293 72)
300 00	WELLMAN INC	COM	86/12/31-04/12/31	2/5/2004	2,225 83	2,429 40	(203 57)
400 00	WELLMAN INC	COM	86/12/31-04/12/31	1/28/2004	3,390 60	4,320 00	(929 40)
1,000 00	WELLMAN INC	COM	86/12/31-04/12/31	1/29/2004	7,998 92	8,409 15	(410 23)
400 00	WELLMAN INC	COM	86/12/31-04/12/31	1/30/2004	3,209 72	3,257 40	(47 68)
700 00	WOODWARD GOVERNOR CO	COM	86/12/31-04/12/31	3/3/2004	43,363 30	31,424 62	11,938 68
100 00	WOODWARD GOVERNOR CO	COM	86/12/31-04/12/31	4/1/2004	6,391 40	4,430 00	1,961 40
300 00	WOODWARD GOVERNOR CO	COM	86/12/31-04/12/31	4/2/2004	19,221 96	13,290 00	5,931 96
100 00	WOODWARD GOVERNOR CO	COM	86/12/31-04/12/31	4/7/2004	6,392 60	4,430 00	1,962 60
100 00	WOODWARD GOVERNOR CO	COM	86/12/31-04/12/31	4/12/2004	6,332 58	4,430 00	1,902 58
100 00	WOODWARD GOVERNOR CO	COM	86/12/31-04/12/31	4/16/2004	6,299 83	4,430 00	1,869 83
100 00	WOODWARD GOVERNOR CO	COM	86/12/31-04/12/31	4/19/2004	6,351 85	4,430 00	1,921 85
200 00	WOODWARD GOVERNOR CO	COM	86/12/31-04/12/31	4/19/2004	12,652 48	8,860 00	3,792 48
100 00	WOODWARD GOVERNOR CO	COM	86/12/31-04/12/31	4/20/2004	6,302 81	4,430 00	1,872 81
100 00	WOODWARD GOVERNOR CO	COM	86/12/31-04/12/31	4/26/2004	6,438 35	4,430 00	2 008 35
100 00	WOODWARD GOVERNOR CO	COM	86/12/31-04/12/31	4/27/2004	6,595 56	4,430 00	2,165 56
200 00	WOODWARD GOVERNOR CO	COM	86/12/31-04/12/31	5/3/2004	12,811 24	8,860 00	3,951 24
100 00	WOODWARD GOVERNOR CO	COM	86/12/31-04/12/31	5/4/2004	6,643 38	4,430 00	2,213 38
100 00	WOODWARD GOVERNOR CO	COM	86/12/31-04/12/31	5/5/2004	6,565 34	4,430 00	2,135 34
100 00	WOODWARD GOVERNOR CO	COM	86/12/31-04/12/31	5/13/2004	6,343 96	4,430 00	1,913 96
100 00	WOODWARD GOVERNOR CO	COM	86/12/31-04/12/31	5/18/2004	6,213 45	4,430 00	1,783 45
300 00	WOODWARD GOVERNOR CO	COM	86/12/31-04/12/31	5/19/2004	18,656 56	13,290 00	5,366 56
100 00	WOODWARD GOVERNOR CO	COM	86/12/31-04/12/31	5/19/2004	6,221 91	4,430 00	1,791 91
100 00	WOODWARD GOVERNOR CO	COM	86/12/31-04/12/31	5/20/2004	6,190 12	4,430 00	1,760 12
100 00	WOODWARD GOVERNOR CO	COM	86/12/31-04/12/31	5/21/2004	6,212 70	4,430 00	1,782 70
100 00	WOODWARD GOVERNOR CO	COM	86/12/31-04/12/31	5/24/2004	6,403 91	4,430 00	1,973 91
100 00	WOODWARD GOVERNOR CO	COM	86/12/31-04/12/31	5/25/2004	6,484 84	4,430 00	2,054 84
100 00	WOODWARD GOVERNOR CO	COM	86/12/31-04/12/31	5/25/2004	6,466 14	4,430 00	2,036 14
200 00	WOODWARD GOVERNOR CO	COM	86/12/31-04/12/31	3/31/2004	12,777 50	8,860 00	3,917 50
6,000 00	WORLD WRESTLING ENTMT INC	CL A	86/12/31-04/12/31	12/10/2004	71,189 53	70,409 61	779 92
8,900 00	ZALE CORP NEW	COM	86/12/31-04/12/31	12/10/2004	273,265 43	209,595 00	63,670 43
700 00	ARCH CAP GROUP LTD	COM	86/12/31-04/12/31	3/12/2004	29,454 21	24,738 00	4,716 21
100 00	ARCH CAP GROUP LTD	COM	86/12/31-04/12/31	3/15/2004	4,224 95	3,534 00	690 95

THE ROCKEFELLER FOUNDATION
EMPLOYEE ID NO 13-1659629
GAIN AND LOSSES FOR TAX ON INVESTMENT INCOME
FORM 990 PF 2004, PART IV

Shares/Par Value	Security Name	Security Description	Date Bought	Date Sold	Proceeds	Cost	Realized
100 00	ARCH CAP GROUP LTD	COM	86/12/31-04/12/31	3/17/2004	4,217 79	3,534 00	683 79
200 00	ARCH CAP GROUP LTD	COM	86/12/31-04/12/31	4/2/2004	8,471 18	7,068 00	1,403 18
300 00	ARCH CAP GROUP LTD	COM	86/12/31-04/12/31	4/5/2004	12,890 48	10,602 00	2,288 48
100 00	ARCH CAP GROUP LTD	COM	86/12/31-04/12/31	4/6/2004	4,280 45	3,534 00	746 45
200 00	ARCH CAP GROUP LTD	COM	86/12/31-04/12/31	4/7/2004	8,496 92	7,068 00	1 428 92
600 00	ARCH CAP GROUP LTD	SHS	86/12/31-04/12/31	7/20/2004	23,236 07	21,204 00	2,032 07
100 00	ARCH CAP GROUP LTD	SHS	86/12/31-04/12/31	7/21/2004	3,852 38	3,534 00	318 38
1,900 00	ARCH CAP GROUP LTD	SHS	86/12/31-04/12/31	12/10/2004	72,647 26	72,983 36	(336 10)
200 00	IPC HOLDINGS LTD BERMUDA	SHS	86/12/31-04/12/31	1/5/2004	8,212 53	7,030 00	1,182 53
200 00	IPC HOLDINGS LTD BERMUDA	SHS	86/12/31-04/12/31	4/2/2004	7,989 81	7,030 00	959 81
600 00	IPC HOLDINGS LTD BERMUDA	SHS	86/12/31-04/12/31	4/5/2004	24,150 45	21,090 00	3,060 45
2,300 00	IPC HOLDINGS LTD BERMUDA	SHS	86/12/31-04/12/31	12/10/2004	99,456 34	82,256 50	17,199 84
400 00	SCOTTISH RE GROUP LTD	SHS	86/12/31-04/12/31	1/5/2004	8,232 25	8,532 00	(299 75)
800 00	SCOTTISH RE GROUP LTD	SHS	86/12/31-04/12/31	1/5/2004	16,263 55	17,064 00	(800 45)
400 00	SCOTTISH RE GROUP LTD	SHS	86/12/31-04/12/31	1/6/2004	8,167 61	8,532 00	(364 39)
500 00	SCOTTISH RE GROUP LTD	SHS	86/12/31-04/12/31	1/7/2004	10,224 52	10,665 00	(440 48)
300 00	SCOTTISH RE GROUP LTD	SHS	86/12/31-04/12/31	1/7/2004	6,098 71	6,399 00	(300 29)
1,700 00	SCOTTISH RE GROUP LTD	SHS	86/12/31-04/12/31	2/20/2004	40,058 11	36,261 00	3,797 11
600 00	SCOTTISH RE GROUP LTD	SHS	86/12/31-04/12/31	11/1/2004	13,481 74	12,798 00	683 74
2,000 00	SCOTTISH RE GROUP LTD	SHS	86/12/31-04/12/31	11/12/2004	47,083 49	42,660 00	4,423 49
1,500 00	SCOTTISH RE GROUP LTD	SHS	86/12/31-04/12/31	12/10/2004	34,965 23	31,995 00	2,970 23
200 00	SCOTTISH RE GROUP LTD	SHS	86/12/31-04/12/31	12/17/2004	5,065 46	4,266 00	799 46
1,500 00	SCOTTISH RE GROUP LTD	SHS	86/12/31-04/12/31	12/20/2004	37,877 86	31,995 00	5,882 86
500 00	SCOTTISH RE GROUP LTD	SHS	86/12/31-04/12/31	12/28/2004	12,790 70	10,665 00	2,125 70
300 00	SCOTTISH RE GROUP LTD	SHS	86/12/31-04/12/31	12/28/2004	7,668 57	6,399 00	1,269 57
300 00	SCOTTISH RE GROUP LTD	SHS	86/12/31-04/12/31	10/28/2004	6,774 32	6,399 00	375 32
500 00	SCOTTISH RE GROUP LTD	SHS	86/12/31-04/12/31	10/29/2004	11,271 43	10,665 00	606 43
600 00	SCOTTISH RE GROUP LTD	SHS	86/12/31-04/12/31	12/29/2004	15,536 63	12,798 00	2,738 63
100 00	WHITE MOUNTAINS INS GROUP LTD	SHS	86/12/31-04/12/31	4/20/2004	53,195 19	38,200 00	14,995 19
100 00	WHITE MOUNTAINS INS GROUP LTD	SHS	86/12/31-04/12/31	5/21/2004	50,044 49	38,200 00	11,844 49
100 00	WHITE MOUNTAINS INS GROUP LTD	SHS	86/12/31-04/12/31	5/26/2004	50,001 18	38,200 00	11,801 18
100 00	WHITE MOUNTAINS INS GROUP LTD	SHS	86/12/31-04/12/31	5/27/2004	52,936 70	38,200 00	14,736 70
200 00	CORE LABORATORIES NV	COM	86/12/31-04/12/31	3/8/2004	4,325 17	2,262 00	2,063 17
200 00	CORE LABORATORIES NV	COM	86/12/31-04/12/31	3/9/2004	4,291 93	2,262 00	2,029 93
800 00	CORE LABORATORIES NV	COM	86/12/31-04/12/31	3/18/2004	17,064 21	9,048 00	8,016 21
200 00	CORE LABORATORIES NV	COM	86/12/31-04/12/31	3/19/2004	4,258 89	2,262 00	1,996 89
200 00	CORE LABORATORIES NV	COM	86/12/31-04/12/31	6/22/2004	4,738 32	2,262 00	2,476 32
100 00	CORE LABORATORIES NV	COM	86/12/31-04/12/31	6/23/2004	2,379 05	1,131 00	1,248 05
400 00	CORE LABORATORIES NV	COM	86/12/31-04/12/31	6/25/2004	9,408 29	4,524 00	4,884 29
600 00	CORE LABORATORIES NV	COM	86/12/31-04/12/31	7/19/2004	14,363 00	6,786 00	7,577 00
600 00	CORE LABORATORIES NV	COM	86/12/31-04/12/31	9/13/2004	14,016 99	6,786 00	7,230 99
600 00	CORE LABORATORIES NV	COM	86/12/31-04/12/31	9/14/2004	14,098 40	6,786 00	7,312 40
600 00	CORE LABORATORIES NV	COM	86/12/31-04/12/31	9/15/2004	14,099 48	6,786 00	7,313 48
100 00	CORE LABORATORIES NV	COM	86/12/31-04/12/31	9/17/2004	2,350 89	1,131 00	1,219 89
1,300 00	CORE LABORATORIES NV	COM	86/12/31-04/12/31	9/24/2004	31,275 05	14,703 00	16,572 05
400 00	CORE LABORATORIES NV	COM	86/12/31-04/12/31	10/5/2004	9,952 48	4,524 00	5,428 48
800 00	CORE LABORATORIES NV	COM	86/12/31-04/12/31	10/6/2004	19,989 69	9,048 00	10,941 69
300 00	CORE LABORATORIES NV	COM	86/12/31-04/12/31	10/26/2004	7,573 86	3,393 00	4,180 86
2,500 00	CORE LABORATORIES NV	COM	86/12/31-04/12/31	12/10/2004	55,453 70	28,275 00	27,178 70
400 00	CORE LABORATORIES NV	COM	86/12/31-04/12/31	3/29/2004	8,135 20	4,524 00	3,611 20
1,100 00	CORE LABORATORIES NV	COM	86/12/31-04/12/31	3/30/2004	22,323 95	12,441 00	9,882 95
200 00	CORE LABORATORIES NV	COM	86/12/31-04/12/31	3/31/2004	4,243 19	2,262 00	1,981 19
300 00	CORE LABORATORIES NV	COM	86/12/31-04/12/31	6/28/2004	7,005 28	3,393 00	3,612 28
100 00	CORE LABORATORIES NV	COM	86/12/31-04/12/31	10/27/2004	2,518 93	1,131 00	1,387 93
1,400 00	CORE LABORATORIES NV	COM	86/12/31-04/12/31	10/29/2004	34,220 51	15,834 00	18,386 51
3,111 00	ANTOFAGASTA HLDGS	ORD GBP0 05	86/12/31-04/12/31	3/8/2004	67,544 84	69,227 00	(1,682 16)
8,564 00	ANTOFAGASTA HLDGS	ORD GBP0 05	86/12/31-04/12/31	5/19/2004	136,514 78	171,969 15	(35,454 37)
2,065 00	ANTOFAGASTA HLDGS	ORD GBP0 05	86/12/31-04/12/31	5/20/2004	32,387 95	37,917 59	(5,529 64)
1,729 00	ANTOFAGASTA HLDGS	ORD GBP0 05	86/12/31-04/12/31	5/21/2004	27,555 61	31,026 68	(3,471 07)
2,331 00	ANTOFAGASTA HLDGS	ORD GBP0 05	86/12/31-04/12/31	5/21/2004	37,484 96	41,829 50	(4,344 54)
3,253 00	CENCOSUD S A	SPONSORED ADR REG S	86/12/31-04/12/31	9/1/2004	69,523 08	51,397 40	18,125 68
10,747 00	CENCOSUD S A	SPONSORED ADR REG S	86/12/31-04/12/31	9/2/2004	234,335 00	169,802 60	64,532 40
171,972 00	GF BBVA BANCOMER	SER B NPV	86/12/31-04/12/31	2/3/2004	182,671 96	156,021 53	26,650 43
114,647 00	GF BBVA BANCOMER	SER B NPV	86/12/31-04/12/31	2/4/2004	122,129 80	102,605 84	19,523 96
130,381 00	GF BBVA BANCOMER	SER B NPV	86/12/31-04/12/31	2/13/2004	140,005 67	114,351 43	25,654 24
1,000 00	EUREKA MINING	GBP0 01	86/12/31-04/12/31	4/15/2004	2,077 27	1,450 71	626 56
591 00	RICHTER GEDEON VEG	HUF1000	86/12/31-04/12/31	4/7/2004	63,301 76	67,685 12	(4,383 36)
1,117 00	RICHTER GEDEON VEG	HUF1000	86/12/31-04/12/31	4/8/2004	119,356 33	124,670 88	(5,314 55)
662 00	RICHTER GEDEON VEG	HUF1000	86/12/31-04/12/31	4/15/2004	64,013 54	68,820 07	(4,806 53)
39,594,000 00	T GARANTI BANKASI	TRL500	86/12/31-04/12/31	11/2/2004	106,410 56	146,314 17	(39,903 61)
22,538,000 00	T GARANTI BANKASI	TRL500	86/12/31-04/12/31	11/3/2004	61,281 20	81,694 17	(20,412 97)
826,000 00	BUMI RESOURCES TBK	IDR500	86/12/31-04/12/31	7/8/2004	57,065 23	55,532 85	1,532 38
312,000 00	BUMI RESOURCES TBK	IDR500	86/12/31-04/12/31	7/13/2004	21,681 56	20,976 09	705 47
2,095,000 00	BUMI RESOURCES TBK	IDR500	86/12/31-04/12/31	7/19/2004	145,050 37	108,587 79	36,462 58
335,000 00	ASIA CEMENT	TWD10	86/12/31-04/12/31	9/24/2004	213,110 67	228,701 66	(15,590 99)
297,000 00	ASIA CEMENT	TWD10	86/12/31-04/12/31	9/27/2004	185,556 13	202,759 39	(17,203 26)
41,000 00	ASIA CEMENT	TWD10	86/12/31-04/12/31	10/15/2004	25,467 85	-	25,467 85
80 00	ASIA CEMENT	TWD10	86/12/31-04/12/31	10/18/2004	49 53	-	49 53
100 00	CHEIL COMMUNICATION	KRW5000	86/12/31-04/12/31	7/5/2004	13,209 73	14,591 25	(1,381 52)
100 00	CHEIL COMMUNICATION	KRW5000	86/12/31-04/12/31	7/6/2004	13,014 05	14,591 25	(1,577 20)
100 00	CHEIL COMMUNICATION	KRW5000	86/12/31-04/12/31	7/27/2004	12,792 79	14,591 25	(1,798 46)
100 00	CHEIL COMMUNICATION	KRW5000	86/12/31-04/12/31	8/12/2004	12,185 62	14,591 26	(2,405 64)
100 00	CHEIL COMMUNICATION	KRW5000	86/12/31-04/12/31	8/13/2004	12,535 63	14,591 25	(2,055 62)
1,146,800 00	SINOLINK WORLDWIDE	HKD0 10	86/12/31-04/12/31	10/4/2004	131,879 46	115,863 13	16,016 33
350,000 00	SINOLINK WORLDWIDE	HKD0 10	86/12/31-04/12/31	9/28/2004	38,901 07	45,140 61	(6,239 54)

THE ROCKEFELLER FOUNDATION
EMPLOYEE ID NO 13-1659629
GAIN AND LOSSES FOR TAX ON INVESTMENT INCOME
FORM 990 PF 2004, PART IV

Shares/Par Value	Security Name	Security Description	Date Bought	Date Sold	Proceeds	Cost	Realized
800,000 00	SINOLINK WORLDWIDE	HKD0 10	86/12/31-04/12/31	9/30/2004	89,952 17	95,650 45	(5,698 28)
9,300 00	ANGLO AMERICAN	USD0 50	86/12/31-04/12/31	2/27/2004	234,460 14	194,376 07	40 084 07
4 030 00	SAMSUNG FIRE + MAR	KRW500	86/12/31-04/12/31	8/5/2004	217,780 40	264,324 28	(46,543 88)
470 00	SAMSUNG FIRE + MAR	KRW500	86/12/31-04/12/31	8/6/2004	25,136 02	29,995 95	(4,859 93)
2,600 00	SAMSUNG FIRE + MAR	KRW500	86/12/31-04/12/31	8/11/2004	143,468 01	165,870 69	(22,402 68)
6 500 00	S1 CORP	KRW500	86/12/31-04/12/31	10/8/2004	187,397 53	152,240 47	35,157 06
4,450 00	CJ CORP	KRW5000	86/12/31-04/12/31	2/3/2004	247,358 11	238,202 84	9,155 27
170 00	CHEIL INDUSTRIES	KRW5000	86/12/31-04/12/31	6/12/2004	2,099 14	2,783.50	(684 36)
4,040 00	CHEIL INDUSTRIES	KRW5000	86/12/31-04/12/31	8/13/2004	49,892 54	66,286 56	(16,394 02)
5,690 00	CHEIL INDUSTRIES	KRW5000	86/12/31-04/12/31	8/16/2004	72,560 26	89,478 44	(16,918 18)
4,080 00	CHEIL INDUSTRIES	KRW5000	86/12/31-04/12/31	10/13/2004	60,338 45	62,073 45	(1,735 00)
4,360 00	CHEIL INDUSTRIES	KRW5000	86/12/31-04/12/31	10/14/2004	64,684 70	66,200 44	(1,515 74)
340 00	CHEIL INDUSTRIES	KRW5000	86/12/31-04/12/31	10/15/2004	5,015 56	5,162 42	(146 86)
1,080 00	CHEIL INDUSTRIES	KRW5000	86/12/31-04/12/31	10/18/2004	15,958 59	16,398 27	(439 68)
1,140 00	CHEIL INDUSTRIES	KRW5000	86/12/31-04/12/31	10/19/2004	16,982 25	17,309 29	(327 04)
1,360 00	CHEIL INDUSTRIES	KRW5000	86/12/31-04/12/31	11/1/2004	19,394 11	20,262 62	(868 51)
1,880 00	CHEIL INDUSTRIES	KRW5000	86/12/31-04/12/31	11/2/2004	26,465 08	27,516 18	(1 051 10)
3,800 00	CHEIL INDUSTRIES	KRW5000	86/12/31-04/12/31	10/28/2004	54,267 88	57,062 20	(2,794 31)
2,940 00	CHEIL INDUSTRIES	KRW5000	86/12/31-04/12/31	10/29/2004	41 087 41	43,168 20	(2,080 79)
200,000 00	CHINA MOTOR CO	TWD10	86/12/31-04/12/31	5/27/2004	272,933 99	405,897 49	(132,963 50)
190,000 00	TCL INTERNATIONAL	HKD0 10	86/12/31-04/12/31	11/4/2004	53,687 36	77 000 12	(23,312 76)
34,000 00	TCL INTERNATIONAL	HKD0 10	86/12/31-04/12/31	11/5/2004	9,626 40	13,595 83	(3,969 43)
126,000 00	TCL INTERNATIONAL	HKD0 10	86/12/31-04/12/31	11/11/2004	35,570 63	50,246 17	(14 675 54)
50,000 00	TCL INTERNATIONAL	HKD0 10	86/12/31-04/12/31	11/12/2004	14,120 02	19,938 95	(5,818 93)
76,000 00	TCL INTERNATIONAL	HKD0 10	86/12/31-04/12/31	11/15/2004	21,582 95	30,285 37	(8,702 42)
70,000 00	TCL INTERNATIONAL	HKD0 10	86/12/31-04/12/31	11/16/2004	19,420 42	27,175 67	(7,755 25)
134,000 00	TCL INTERNATIONAL	HKD0 10	86/12/31-04/12/31	11/17/2004	38,597 87	47,940 31	(9,342 44)
38,000 00	TCL INTERNATIONAL	HKD0 10	86/12/31-04/12/31	11/19/2004	10,767 32	10,541 94	225 38
364,000 00	PETROCHINA CO	HKD0 10 H SHS	86/12/31-04/12/31	4/6/2004	184,785 69	186,711 96	(1,926 27)
140,000 00	PETROCHINA CO	HKD0 10 H SHS	86/12/31-04/12/31	4/7/2004	69,863 31	70,617 51	(754 20)
426,000 00	CMC MAGNETICS CORP	TWD10	86/12/31-04/12/31	6/21/2004	221,348 89	329,596 91	(108,248 02)
104,000 00	CMC MAGNETICS CORP	TWD10	86/12/31-04/12/31	6/23/2004	52,960 14	80,464 97	(27,504 83)
480 00	DAELIM INDUSTRIAL	KRW5000	86/12/31-04/12/31	1/30/2004	16,279 14	15,149 41	1,129 73
660 00	DAELIM INDUSTRIAL	KRW5000	86/12/31-04/12/31	2/2/2004	21,189 15	20,830 44	358 71
580 00	DAELIM INDUSTRIAL	KRW5000	86/12/31-04/12/31	2/3/2004	18,012 82	18,305 53	(292 71)
1,020 00	DAELIM INDUSTRIAL	KRW5000	86/12/31-04/12/31	2/4/2004	31,863 38	32,192 49	(329 11)
1,050 00	DAELIM INDUSTRIAL	KRW5000	86/12/31-04/12/31	2/5/2004	32,974 64	33,139 33	(164 69)
1,300 00	DAELIM INDUSTRIAL	KRW5000	86/12/31-04/12/31	2/6/2004	41,144 31	38,209 38	2,934 93
1,250 00	DAELIM INDUSTRIAL	KRW5000	86/12/31-04/12/31	2/9/2004	39,415 10	32,257 02	7,158 08
1,030 00	DAELIM INDUSTRIAL	KRW5000	86/12/31-04/12/31	2/10/2004	32,150 42	26,579 79	5,570 63
530 00	DAELIM INDUSTRIAL	KRW5000	86/12/31-04/12/31	2/11/2004	16,835 26	13,676 98	3 158 28
332,000 00	DENWAY MOTORS LTD	HKD0 10	86/12/31-04/12/31	8/11/2004	115,847 01	187,861 77	(72,014 76)
132,000 00	DENWAY MOTORS LTD	HKD0 10	86/12/31-04/12/31	8/12/2004	45,571 06	71,779 63	(26,208 57)
150,000 00	DENWAY MOTORS LTD	HKD0 10	86/12/31-04/12/31	10/4/2004	51,784 87	72,386 30	(20,601 43)
514,000 00	DENWAY MOTORS LTD	HKD0 10	86/12/31-04/12/31	9/30/2004	172,248 52	259,818 54	(87,570 02)
88,000 00	CHINA UNICOM	HKD0 1	86/12/31-04/12/31	5/20/2004	61,222 82	107,502 12	(46,279 30)
82,000 00	CHINA UNICOM	HKD0 1	86/12/31-04/12/31	5/24/2004	57,866 73	100,172 42	(42,305 69)
62,000 00	CHINA UNICOM	HKD0 1	86/12/31-04/12/31	7/14/2004	47,374 65	71,496 44	(24,121 79)
118,000 00	CHINA UNICOM	HKD0 1	86/12/31-04/12/31	7/15/2004	87,705 08	134,247 47	(46,542 39)
88,000 00	CHINA UNICOM	HKD0 1	86/12/31-04/12/31	7/16/2004	66,561 76	99,923 76	(33,362 00)
102,000 00	CHINA UNICOM	HKD0 1	86/12/31-04/12/31	7/19/2004	76,941 35	115,029 19	(38,087 84)
114,000 00	CHINA UNICOM	HKD0 1	86/12/31-04/12/31	7/20/2004	84,749 88	126,137 15	(41,387 27)
88,000 00	CHINA UNICOM	HKD0 1	86/12/31-04/12/31	7/21/2004	52,156 54	62,020 06	(9,863 52)
21,000 00	DONGKUK STEEL MILL	KRW5000	86/12/31-04/12/31	8/5/2004	175,672 83	184,554 62	(8,881 79)
1,810 00	DONGKUK STEEL MILL	KRW5000	86/12/31-04/12/31	9/17/2004	19,993 58	15,524 74	4,468 84
2,010 00	DONGKUK STEEL MILL	KRW5000	86/12/31-04/12/31	9/20/2004	21,967 63	17,240 18	4,727 45
980 00	DONGKUK STEEL MILL	KRW5000	86/12/31-04/12/31	9/21/2004	10,619 28	8,405 66	2,213 62
1,590 00	DONGKUK STEEL MILL	KRW5000	86/12/31-04/12/31	9/22/2004	16,959 07	13,637 75	3,321 32
3,320 00	DONGKUK STEEL MILL	KRW5000	86/12/31-04/12/31	9/23/2004	33,467 55	28,476 32	4,991 23
6,500 00	DONGKUK STEEL MILL	KRW5000	86/12/31-04/12/31	12/8/2004	110,682 87	55,751 82	54,931 05
1,020 00	DONGKUK STEEL MILL	KRW5000	86/12/31-04/12/31	12/10/2004	17,551 06	8,748 75	8,802 31
1,790 00	DONGKUK STEEL MILL	KRW5000	86/12/31-04/12/31	9/24/2004	17,984 96	15,353 19	2,631 77
170,000 00	NANYA TECHNOLOGY CORPORATION	TWD10	86/12/31-04/12/31	6/8/2004	127,002 16	125,944 03	1,058 13
300,000 00	TAIWAN CELLULAR	TWD10	86/12/31-04/12/31	12/9/2004	316,217 14	297,449 24	18,767 90
410,000 00	TELEKOMUNIKASI IND	SER B IDR500 (DEMAT)	86/12/31-04/12/31	9/28/2004	180,291 08	180,860 76	(569 68)
300,000 00	TELEKOMUNIKASI IND	SER B IDR500 (DEMAT)	86/12/31-04/12/31	9/28/2004	120,116 72	121,120 76	(1,004 04)
142,000 00	TELEKOMUNIKASI IND	SER B IDR500 (DEMAT)	86/12/31-04/12/31	9/28/2004	58,994 08	51,729 76	7,264 32
135,670 00	TELEKOMUNIKASI IND	SER B IDR500 (DEMAT)	86/12/31-04/12/31	9/28/2004	55,455 94	45,840 61	9,615 33
62,330 00	TELEKOMUNIKASI IND	SER B IDR500 (DEMAT)	86/12/31-04/12/31	9/28/2004	25,844 89	21,060 26	4,784 63
60,000 00	TELEKOMUNIKASI IND	SER B IDR500 (DEMAT)	86/12/31-04/12/31	9/28/2004	24,804 53	24,023 35	781 18
330,000 00	TELEKOMUNIKASI IND	SER B IDR500 (DEMAT)	86/12/31-04/12/31	9/28/2004	148,872 27	138,035 43	10,836 84
280,000 00	TELEKOMUNIKASI IND	SER B IDR500 (DEMAT)	86/12/31-04/12/31	9/28/2004	94,607 29	126,315 87	(31,708 58)
462,000 00	CHINA PETROLIUM + CHEMICAL	H SHS	86/12/31-04/12/31	6/18/2004	155,670 54	185,926 47	(30,255 93)
25,000 00	NANYA TECHNOLOGY CORP	SPONSORED GDR REG S	86/12/31-04/12/31	4/2/2004	213,000 00	177,247 68	35,752 32
40,000 00	NANYA TECHNOLOGY CORP	SPONSORED GDR REG S	86/12/31-04/12/31	7/9/2004	293,412 00	257,368 62	36,043 38
31,300 00	NANYA TECHNOLOGY CORP	SPONSORED GDR REG S	86/12/31-04/12/31	7/9/2004	232,559 00	221,061 70	11,497 30
12,200 00	GENTING BERHAD	ORD MYR0 50	86/12/31-04/12/31	3/23/2004	57,128 02	58,624 28	(1,496 26)
17,700 00	GENTING BERHAD	ORD MYR0 50	86/12/31-04/12/31	3/24/2004	81,141 23	84,870 40	(3,729 17)
18,100 00	GENTING BERHAD	ORD MYR0 50	86/12/31-04/12/31	3/25/2004	80,676 90	85,834 15	(5,157 25)
11,800 00	GENTING BERHAD	ORD MYR0 50	86/12/31-04/12/31	3/26/2004	52,551 38	55,958 17	(3,406 79)
12,450 00	GENTING BERHAD	ORD MYR0 50	86/12/31-04/12/31	4/1/2004	54,411 58	55,970 57	(1,558 99)
7,600 00	GENTING BERHAD	ORD MYR0 50	86/12/31-04/12/31	4/2/2004	33,256 24	34,121 63	(865 39)
9,050 00	GENTING BERHAD	ORD MYR0 50	86/12/31-04/12/31	4/5/2004	40,268 96	40,206 51	62 45
6,200 00	GENTING BERHAD	ORD MYR0 50	86/12/31-04/12/31	3/29/2004	27,492 96	28,663 48	(1,170 52)
21,700 00	GENTING BERHAD	ORD MYR0 50	86/12/31-04/12/31	3/30/2004	95,361 59	98,901 00	(3,539 41)

THE ROCKEFELLER FOUNDATION
EMPLOYEE ID NO 13-1659629
GAIN AND LOSSES FOR TAX ON INVESTMENT INCOME
FORM 990 PF 2004, PART IV

Shares/Par Value	Security Name	Security Description	Date Bought	Date Sold	Proceeds	Cost	Realized
2,800 00	GENTING BERHAD	ORD MYR0 50	86/12/31-04/12/31	3/31/2004	12,391 36	12,705 63	(314 27)
26,500 00	HYUNDAI INDL + DEV	KRW5000	86/12/31-04/12/31	2/27/2004	287,605 07	272,774 18	14,830 89
237,300 00	ADVANCED INFO SERV	THB1	86/12/31-04/12/31	8/26/2004	518,431 55	530,271 94	(11,840 39)
58,000 00	ALUMINIUM CORP CHN	H CNY1	86/12/31-04/12/31	1/9/2004	44,949 90	30,275 76	14,674 14
62,000 00	ALUMINIUM CORP CHN	H CNY1	86/12/31-04/12/31	2/9/2004	46,761 93	32,363 74	14,398 19
41,000 00	HUNG POO REAL ESTATE	TWD10	86/12/31-04/12/31	12/7/2004	27,897 01	29,223 84	(1,326 83)
19,000 00	HUNG POO REAL ESTATE	TWD10	86/12/31-04/12/31	12/8/2004	12,573 17	13,542 76	(969 59)
151,000 00	HUNG POO REAL ESTATE	TWD10	86/12/31-04/12/31	12/9/2004	100,605 62	103,777 44	(3,171 82)
44,000 00	HUNG POO REAL ESTATE	TWD10	86/12/31-04/12/31	12/10/2004	28,911 57	28,537 50	374 07
45,000 00	HUNG POO REAL ESTATE	TWD10	86/12/31-04/12/31	12/13/2004	31,361 84	29,186 08	2,175 76
2,500 00	HYUNDAI MOTOR CO	KRW5000	86/12/31-04/12/31	1/16/2004	110,286 90	109,500 16	786 74
8,100 00	HYUNDAI MOTOR CO	KRW5000	86/12/31-04/12/31	5/17/2004	277,585 15	336,706 02	(59,140 87)
8,000 00	HYUNDAI MOTOR CO	KRW5000	86/12/31-04/12/31	5/19/2004	285,831 54	293,410 28	(7,578 74)
3,300 00	IMPALA PLATINUM	ZAR0 20	86/12/31-04/12/31	11/9/2004	285,794 50	290,145 22	(4,350 72)
35,340 00	KOREA EXCHANGE BK	KRW5000	86/12/31-04/12/31	2/3/2004	208,099 39	184,879 05	23,220 34
21,660 00	KOREA EXCHANGE BK	KRW5000	86/12/31-04/12/31	2/4/2004	126,768 90	98,904 74	27,864 16
9,840 00	HANWHA	KRW5000	86/12/31-04/12/31	9/16/2004	80,882 87	84,588 62	(3,705 75)
9,160 00	HANWHA	KRW5000	86/12/31-04/12/31	9/17/2004	75,525 63	78,291 24	(2,765 61)
6,840 00	LG CORP	KRW5000	86/12/31-04/12/31	2/3/2004	55,647 39	59,068 15	(3,420 76)
4,650 00	LG CORP	KRW5000	86/12/31-04/12/31	2/4/2004	37,067 63	40,155 98	(3,088 35)
11,590 00	LG CORP	KRW5000	86/12/31-04/12/31	2/5/2004	92,602 31	99,698 95	(7,096 64)
14,820 00	LG CORP	KRW5000	86/12/31-04/12/31	2/6/2004	119,535 56	126,749 97	(7,214 41)
626,000 00	CHINA TELECOM CORP	H CNY1	86/12/31-04/12/31	11/1/2004	197,266 85	190,324 75	6,942 10
729,000 00	CHINA TELECOM CORP	H CNY1	86/12/31-04/12/31	11/3/2004	231,838 80	215,378 87	16,459 93
305,000 00	CHINA TELECOM CORP	H CNY1	86/12/31-04/12/31	10/29/2004	97,719 99	95,567 26	2,152 73
86,000 00	SINOTRANS LIMITED	H SHARES CNY1	86/12/31-04/12/31	4/20/2004	30,249 63	44,268 41	(14,018 78)
201,000 00	SINOTRANS LIMITED	H SHARES CNY1	86/12/31-04/12/31	4/21/2004	66,986 34	96,788 12	(29,801 78)
268,000 00	SINOTRANS LIMITED	H SHARES CNY1	86/12/31-04/12/31	4/22/2004	92,574 13	113,093 25	(20,519 12)
99,000 00	SINOTRANS LIMITED	H SHARES CNY1	86/12/31-04/12/31	4/23/2004	36,211 31	39,610 96	(3,399 65)
38,000 00	SIAM CEMENT CO	THB1	86/12/31-04/12/31	5/4/2004	200,833 90	275,084 40	(74,230 50)
12,900 00	SIAM CEMENT CO	THB1	86/12/31-04/12/31	5/6/2004	68,279 42	91,785 30	(23,505 88)
11,600 00	SIAM CEMENT CO	THB1	86/12/31-04/12/31	5/7/2004	59,600 92	82,535 62	(22,934 70)
11,500 00	SIAM CEMENT CO	THB1	86/12/31-04/12/31	5/10/2004	56,480 91	81,824 11	(25,343 20)
24,900 00	SIAM CEMENT CO	THB1	86/12/31-04/12/31	5/11/2004	124,761 41	149,656 55	(24,875 14)
11,600 00	SIAM CEMENT CO	THB1	86/12/31-04/12/31	5/12/2004	60,399 17	67,623 42	(7,224 25)
5,300 00	NEDCOR LTD	R1	86/12/31-04/12/31	3/10/2004	50,856 03	52,943 81	(2,087 78)
39,700 00	NEDCOR LTD	R1	86/12/31-04/12/31	3/19/2004	359,966 29	386,881 11	(26,914 82)
1,800 00	POSCO	KRW5000	86/12/31-04/12/31	6/1/2004	216,837 67	225,927 74	(9,090 07)
2,760 00	POSCO	KRW5000	86/12/31-04/12/31	5/28/2004	345,286 60	392,879 86	(47,593 26)
1,140 00	POSCO	KRW5000	86/12/31-04/12/31	5/31/2004	137,213 83	157,104 78	(19,890 95)
850 00	SAMSUNG ELECTRONIC	KRW5000	86/12/31-04/12/31	4/19/2004	435,696 87	415,775 12	19,921 75
950 00	SAMSUNG ELECTRONIC	KRW5000	86/12/31-04/12/31	8/5/2004	337,020 25	429,923 55	(92,903 30)
800 00	SAMSUNG ELECTRONIC	KRW5000	86/12/31-04/12/31	11/19/2004	340,055 23	341,072 26	(1,017 03)
650 00	SAMSUNG ELECTRONIC	KRW5000	86/12/31-04/12/31	11/22/2004	267,132 13	272,889 01	(5,756 88)
700 00	SAMSUNG ELECTRONIC	KRW5000	86/12/31-04/12/31	2/27/2004	314,183 28	331,972 86	(17,789 58)
500 00	SAMSUNG ELECTRONIC	KRW5000	86/12/31-04/12/31	10/28/2004	194,016 37	213,170 17	(19,153 80)
700 00	SAMSUNG ELECTRONIC	KRW5000	86/12/31-04/12/31	11/29/2004	284,302 42	283,625 50	676 92
650 00	SAMSUNG ELECTRONIC	KRW5000	86/12/31-04/12/31	11/30/2004	264,701 68	263,366 54	1,335 14
16,950 00	SAMSUNG HEAVY	KSWN5000	86/12/31-04/12/31	8/11/2004	77,399 34	94,869 51	(17,470 17)
17,050 00	SAMSUNG HEAVY	KSWN5000	86/12/31-04/12/31	8/12/2004	76,331 12	90,087 02	(13,755 90)
4,750 00	SAMSUNG TECHWIN	KSWN5000	86/12/31-04/12/31	11/4/2004	32,052 64	52,136 88	(20,084 24)
5,460 00	SAMSUNG TECHWIN	KSWN5000	86/12/31-04/12/31	11/5/2004	36,866 53	59,929 98	(23,063 45)
2,070 00	SAMSUNG TECHWIN	KSWN5000	86/12/31-04/12/31	11/8/2004	13,874 37	22,720 70	(8,846 33)
220 00	SAMSUNG TECHWIN	KSWN5000	86/12/31-04/12/31	11/9/2004	1,466 46	2,414 76	(948 30)
660 00	SAMSUNG TECHWIN	KSWN5000	86/12/31-04/12/31	11/10/2004	4,374 59	7,189 95	(2,815 36)
7,230 00	SAMSUNG TECHWIN	KSWN5000	86/12/31-04/12/31	11/11/2004	48,228 47	78,552 33	(30,323 86)
3,320 00	SAMSUNG TECHWIN	KSWN5000	86/12/31-04/12/31	11/12/2004	22,756 35	35,870 89	(13,114 54)
7,920 00	SAMSUNG TECHWIN	KSWN5000	86/12/31-04/12/31	11/15/2004	55,148 71	84,261 54	(29,112 83)
15,790 00	SAMSUNG TECHWIN	KSWN5000	86/12/31-04/12/31	11/16/2004	110,588 63	155,018 34	(44,429 71)
11,400 00	SAMSUNG TECHWIN	KSWN5000	86/12/31-04/12/31	11/18/2004	84,685 46	94,776 55	(10,091 09)
4,080 00	SAMSUNG TECHWIN	KSWN5000	86/12/31-04/12/31	11/19/2004	30,215 93	29,498 85	717 08
878 00	SAPPI	R1	86/12/31-04/12/31	9/20/2004	12,274 89	12,349 34	(74 45)
7,924 00	SAPPI	R1	86/12/31-04/12/31	9/21/2004	112,136 43	111,453 45	682 98
4,698 00	SAPPI	R1	86/12/31-04/12/31	9/22/2004	65,523 88	66,049 81	(525 93)
5,394 00	SASOL	NPV	86/12/31-04/12/31	11/25/2004	104,430 54	89,703 48	14,727 06
4,315 00	SASOL	NPV	86/12/31-04/12/31	11/26/2004	84,740 50	66,600 95	18,139 55
8,630 00	SASOL	NPV	86/12/31-04/12/31	11/26/2004	169,167 09	136,339 37	32,827 72
1,661 00	SASOL	NPV	86/12/31-04/12/31	11/29/2004	33,064 04	25,522 72	7,541 32
870 00	SHINSEGAE CO LTD	KRW5000	86/12/31-04/12/31	2/3/2004	178,862 79	194,643 42	(15,780 63)
300 00	SHINSEGAE CO LTD	KRW5000	86/12/31-04/12/31	2/4/2004	61,705 05	59,809 73	1,895 32
700,000 00	TISCO FINANCE PLC	THB10 (ALIEN MKT)	86/12/31-04/12/31	8/26/2004	397,025 69	476,133 56	(79,107 87)
450,000 00	UNITED MICRO ELEC	TWD10	86/12/31-04/12/31	7/20/2004	281,892 75	383,818 14	(101,825 39)
374,000 00	UNITED MICRO ELEC	TWD10	86/12/31-04/12/31	7/21/2004	238,636 66	314,700 63	(76,063 97)
286,000 00	UNITED MICRO ELEC	TWD10	86/12/31-04/12/31	7/22/2004	178,538 21	232,227 46	(53,689 25)
800 00	UNITED MICRO ELEC	TWD10	86/12/31-04/12/31	8/13/2004	506 74	-	506 74
88,000 00	UNITED MICRO ELEC	TWD10	86/12/31-04/12/31	8/12/2004	55,827 42	3,704 27	52,123 15
575,000 00	YUNG TAY ENGINEER	TWD10	86/12/31-04/12/31	12/7/2004	310,282 86	425,508 37	(115,225 51)
44,000 00	INDOSAT	IDR100	86/12/31-04/12/31	12/10/2004	26,554 64	22,515 51	4,039 13
32,500 00	INDOSAT	IDR100	86/12/31-04/12/31	12/13/2004	19,557 16	16,605 27	2,951 89
123,500 00	INDOSAT	IDR100	86/12/31-04/12/31	12/17/2004	74,157 37	61,772 20	12,385 17
33,000 00	PROTON HLDGS BHD	ORD MYR1	86/12/31-04/12/31	9/15/2004	69,413 07	81,221 43	(11 808 36)
42,600 00	PROTON HLDGS BHD	ORD MYR1	86/12/31-04/12/31	9/17/2004	89,281 81	101,547 87	(12,266 06)
39,200 00	PROTON HLDGS BHD	ORD MYR1	86/12/31-04/12/31	9/20/2004	83,439 36	90,323 45	(6,884 09)
26,100 00	PROTON HLDGS BHD	ORD MYR1	86/12/31-04/12/31	9/21/2004	56,048 77	57,047 80	(999 03)
5,100 00	PROTON HLDGS BHD	ORD MYR1	86/12/31-04/12/31	9/22/2004	10,884 44	11,147 27	(262 83)

THE ROCKEFELLER FOUNDATION
EMPLOYEE ID NO 13-1659629
GAIN AND LOSSES FOR TAX ON INVESTMENT INCOME
FORM 990 PF 2004 PART IV

Shares/Par Value	Security Name	Security Description	Date Bought	Date Sold	Proceeds	Cost	Realized
5,000 00	NATURA COSMETICOS	COM NPV	86/12/31-04/12/31	6/1/2004	66,946 85	57,844 69	9,102 16
64,000 00	TCL COMMUNICATION	HKD0 10	86/12/31-04/12/31	12/1/2004	5,445 65	9,741 34	(4,295 69)
92,000 00	TCL COMMUNICATION	HKD0 10	86/12/31-04/12/31	12/6/2004	6,831 34	13,946 30	(7,114 96)
89,200 00	TCL COMMUNICATION	HKD0 10	86/12/31-04/12/31	12/7/2004	6,496 49	11,886 75	(5,390 26)
42,000 00	TCL COMMUNICATION	HKD0 10	86/12/31-04/12/31	11/30/2004	3,785 96	6,531 26	(2,745 30)
6,820 00	WAL MART DE MEXICO	SER V NPV	86/12/31-04/12/31	10/21/2004	22,665 21	22,155 92	509 29
15,920 00	WAL MART DE MEXICO	SER V NPV	86/12/31-04/12/31	10/21/2004	52,870 84	51,718 81	1,152 03
13,260 00	WAL MART DE MEXICO	SER V NPV	86/12/31-04/12/31	10/22/2004	44,046 53	43,077 35	969 18
250,000 00	TELEKOMUNIKASI IND	SER B IDR250	86/12/31-04/12/31	12/8/2004	137,661 94	112,782 02	24,879 92
9,940 00	GRENDENE SA	NPV COM	86/12/31-04/12/31	11/16/2004	116,927 51	107,665 97	9,261 54
4,500 00	CHECK POINT SOFTWARE	COMMON STOCK	86/12/31-04/12/31	6/24/2004	115,268 39	106,007 75	9 260 64
17,600 00	CHECK POINT SOFTWARE	COMMON STOCK	86/12/31-04/12/31	10/19/2004	385 934 71	339,872 71	26,062 00
2,600 00	TARO PHARMA INDS	A SHS	86/12/31-04/12/31	8/10/2004	51,904 32	169,742 32	(117,838 00)
2,600 00	TARO PHARMA INDS	A SHS	86/12/31-04/12/31	8/11/2004	52,613 60	166,167 43	(113,553 83)
2,983 00	TARO PHARMA INDS	A SHS	86/12/31-04/12/31	8/12/2004	58,481 12	188 080 27	(129,599 15)
2,017 00	TARO PHARMA INDS	A SHS	86/12/31-04/12/31	7/30/2004	47,040 47	134,468 01	(87,427 54)
220,000 00	MORGAN STANLEY	C/WT ZERO STR EUR 144A 3NOV05	86/12/31-04/12/31	4/2/2004	420,816 00	372,626 80	48,189 20
100,000 00	MORGAN STANLEY	C/WT ZERO STR EUR 144A 3NOV05	86/12/31-04/12/31	7/5/2004	152,340 00	166,180 00	(13,840 00)
280,000 00	MORGAN STANLEY	C/WT ZERO STR EUR 144A 3NOV05	86/12/31-04/12/31	12/22/2004	451,136 00	407,630 00	43,506 00
81,000 00	MORGAN STANLEY	C/WT ZERO STR EUR 144A 3NOV05	86/12/31-04/12/31	12/21/2004	131,454 90	129,041 00	2,413 90
210,000 00	MORGAN STANLEY	ZERO STRIKE EUROPEN C/WT 144A	86/12/31-04/12/31	10/5/2004	117,726 00	117,915 00	(189 00)
1,153,000 00	MORGAN STANLEY	ZERO STRIKE EUROPEN C/WT 144A	86/12/31-04/12/31	12/15/2004	662,052 60	614,443 70	47,608 90
400,000 00	MORGAN STANLEY	WTS EXP 03NOV05 144A	86/12/31-04/12/31	4/2/2004	221,840 00	245,514 80	(23,674 80)
600,000 00	MORGAN STANLEY	WTS EXP 03NOV05 144A	86/12/31-04/12/31	7/5/2004	277,860 00	325,500 00	(47,640 00)
862,000 00	MORGAN STANLEY	WTS EXP 03NOV05 144A	86/12/31-04/12/31	12/9/2004	535,819 20	453,026 80	82,792 40
6,200 00	ARRIVA	ORD GBP0 05	86/12/31-04/12/31	11/1/2004	50,925 80	45,989 33	4,936 47
6,500 00	BAE SYSTEMS	ORD GBP0 025	86/12/31-04/12/31	8/10/2004	23,809 73	24,614 15	(804 42)
14,600 00	BAE SYSTEMS	ORD GBP0 025	86/12/31-04/12/31	8/11/2004	53,561 36	55,287 18	(1,725 82)
7,000 00	HILTON GROUP	ORD GBP0 10	86/12/31-04/12/31	8/10/2004	31,706 10	34,710 73	(3,004 63)
5,500 00	HILTON GROUP	ORD GBP0 10	86/12/31-04/12/31	8/12/2004	24,614 14	27,272 72	(2,658 58)
1,900 00	ETHAN ALLEN INTERIORS INC	COM	86/12/31-04/12/31	9/30/2004	66,248 27	68,818 00	(2,569 73)
1,500 00	ETHAN ALLEN INTERIORS INC	COM	86/12/31-04/12/31	10/1/2004	52,377 43	54,330 00	(1,952 57)
1,100 00	ETHAN ALLEN INTERIORS INC	COM	86/12/31-04/12/31	10/13/2004	38,084 87	39,842 00	(1,757 13)
1,700 00	ETHAN ALLEN INTERIORS INC	COM	86/12/31-04/12/31	10/14/2004	58,157 94	61,574 00	(3,416 06)
400 00	ETHAN ALLEN INTERIORS INC	COM	86/12/31-04/12/31	10/15/2004	13,474 27	14,488 00	(1,013 73)
1,700 00	ETHAN ALLEN INTERIORS INC	COM	86/12/31-04/12/31	10/20/2004	62,052 99	61,574 00	478 99
1,500 00	ETHAN ALLEN INTERIORS INC	COM	86/12/31-04/12/31	10/22/2004	55,657 69	54,330 00	1,327 69
2,600 00	HANSON	ORD GBP0 10	86/12/31-04/12/31	11/5/2004	20,661 14	19,631 58	1,029 56
9,000 00	HANSON	ORD GBP0 10	86/12/31-04/12/31	11/11/2004	71 330 99	67 955 46	3,375 53
1,000 00	IMPERIAL OIL LTD	COM NEW	86/12/31-04/12/31	12/9/2004	56,965 66	45,234 60	11,731 06
1,400 00	IMPERIAL OIL LTD	COM NEW	86/12/31-04/12/31	12/10/2004	78,765 72	63,328 45	15,437 27
600 00	IMPERIAL OIL LTD	COM NEW	86/12/31-04/12/31	12/13/2004	33,711 44	27,140 76	6,570 68
4,000 00	NH HOTELES SA	EUR2	86/12/31-04/12/31	9/30/2004	44,419 12	42,439 26	1,979 86
800 00	SCHIBSTED ASA	NOK1	86/12/31-04/12/31	11/29/2004	22,284 83	14,458 74	7,826 09
1,100 00	SCHIBSTED ASA	NOK1	86/12/31-04/12/31	12/23/2004	30,623 36	19,880 77	10,742 59
14,400 00	SCOR	NPV	86/12/31-04/12/31	9/30/2004	22,244 31	21,302 08	942 23
9,900 00	SCOR	NPV	86/12/31-04/12/31	12/20/2004	18,564 22	14,645 18	3,919 04
150 00	SGS SA	CHF20(REGD)	86/12/31-04/12/31	7/21/2004	82,204 68	77,492 56	4,712 12
750 00	SGS SA	CHF20(REGD)	86/12/31-04/12/31	9/23/2004	408,044 22	387,462 78	20,581 44
4,200 00	VIVENDI UNIVERSAL	EUR5 5	86/12/31-04/12/31	7/2/2004	116,969 53	110,511 84	6,457 69
2,600 00	VIVENDI UNIVERSAL	EUR5 5	86/12/31-04/12/31	7/5/2004	72,274 93	68,412 09	3,862 84
3,200 00	VIVENDI UNIVERSAL	EUR5 5	86/12/31-04/12/31	7/7/2004	87,955 76	84,199 50	3,756 26
30,100 00	LIBERTY MEDIA CORP	COM SER A	86/12/31-04/12/31	6/30/2004	269,820 09	275,114 00	(5,293 91)
-	VISCOFAN SA	EUR0 30	86/12/31-04/12/31	7/15/2004	908 56	893 88	14 68
-	TELEFONICA SA	EUR 1	86/12/31-04/12/31	11/12/2004	5,069 54	4,753 20	316 34
800 00	VESTAS WIND SYSTEMS	DKK1	86/12/31-04/12/31	11/19/2004	10,832 14	11,550 70	(718 56)
2,600 00	VESTAS WIND SYSTEMS	DKK1	86/12/31-04/12/31	11/23/2004	34,998 44	37,539 77	(2,541 33)
1,000 00	AISIN SEIKI CO	JPY50	86/12/31-04/12/31	10/15/2004	23,118 87	20,540 39	2,578 48
2,000 00	AISIN SEIKI CO	JPY50	86/12/31-04/12/31	12/6/2004	45,919 16	41,080 79	4,838 37
1,900 00	EDGARS CONSOLIDATED STORES		86/12/31-04/12/31	10/5/2004	55,331 48	43,479 63	11,851 85
1,800 00	EDGARS CONSOLIDATED STORES		86/12/31-04/12/31	10/19/2004	55,992 40	41,191 22	14,801 18
5,300 00	EDGARS CONSOLIDATED STORES		86/12/31-04/12/31	11/17/2004	225,705 71	121,285 27	104,420 44
25,250 00	CARTER HOLT HARVEY	NPV	86/12/31-04/12/31	8/23/2004	18,571 75	31,168 65	(12,596 90)
4,000 00	DAI NIPPON PRINTNG	JPY50	86/12/31-04/12/31	7/23/2004	58,593 72	62,126 64	(3,532 92)
116,000 00	GUANGSHEN RAILWAY	H CNY1	86/12/31-04/12/31	7/6/2004	33,216 66	31,234 39	1,982 27
44,000 00	GUANGSHEN RAILWAY	H CNY1	86/12/31-04/12/31	7/28/2004	12,602 56	11,847 53	755 03
246,000 00	GUANGSHEN RAILWAY	H CNY1	86/12/31-04/12/31	9/20/2004	69,603 43	66,238 45	3,364 98
2,442 00	HITACHI	JPY50	86/12/31-04/12/31	7/28/2004	14,684 50	16,001 71	(1,317 21)
2,558 00	HITACHI	JPY50	86/12/31-04/12/31	7/26/2004	15,382 04	16,761 82	(1,379 78)
12,000 00	HITACHI	JPY50	86/12/31-04/12/31	11/11/2004	72,555 50	78,632 49	(6,076 99)
6,000 00	HITACHI	JPY50	86/12/31-04/12/31	11/15/2004	37,224 69	39,316 24	(2,091 55)
11 00	SUMITOMO MITSUI GR	NPV	86/12/31-04/12/31	7/7/2004	67,902 17	76,932 27	(9,030 10)
4 00	SUMITOMO MITSUI GR	NPV	86/12/31-04/12/31	7/26/2004	25,291 15	27,975 37	(2,684 22)
2,400 00	ANGLOGOLD ASHANTI LTD	ZAR0 25	86/12/31-04/12/31	8/6/2004	79,907 03	76,683 39	3,223 64
1,200 00	ANGLOGOLD ASHANTI LTD	ZAR0 25	86/12/31-04/12/31	8/10/2004	39,814 94	38,341 69	1,473 25
1,200 00	ANGLOGOLD ASHANTI LTD	ZAR0 25	86/12/31-04/12/31	8/11/2004	38,618 93	38,341 69	277 24
2,200 00	ANGLOGOLD ASHANTI LTD	ZAR0 25	86/12/31-04/12/31	8/11/2004	72,490 11	70,293 11	2,197 00
38,000 00	WMC RESORCES LTD	NPV	86/12/31-04/12/31	10/29/2004	191,921 50	128,926 26	62,995 24
16,000 00	WMC RESORCES LTD	NPV	86/12/31-04/12/31	11/23/2004	89,809 03	54,281 38	35,527 65
5 000 00	NGK INSULATORS	JPY50	86/12/31-04/12/31	10/13/2004	42,352 26	38,691 29	3 660 97
10,000 00	NGK INSULATORS	JPY50	86/12/31-04/12/31	10/14/2004	81,301 80	77,382 59	3,919 21
1,400 00	NINTENDO CO	JPY50	86/12/31-04/12/31	9/1/2004	148,491 55	156,584 87	(8,093 32)
7,000 00	NIPPON MEAT PACKER	JPY50	86/12/31-04/12/31	9/24/2004	87,674 81	86,377 70	1,297 11
6,000 00	NIPPON MEAT PACKER	JPY50	86/12/31-04/12/31	10/1/2004	76,723 47	71,353 73	5,369 74
8 00	NIPPON TEL+TEL CP	JPY50000	86/12/31-04/12/31	7/15/2004	42,115 63	39,702 23	2,413 40

THE ROCKEFELLER FOUNDATION
EMPLOYEE ID NO 13-1659629
GAIN AND LOSSES FOR TAX ON INVESTMENT INCOME
FORM 990 PF 2004, PART IV

Shares/Par Value	Security Name	Security Description	Date Bought	Date Sold	Proceeds	Cost	Realized
10 00	NIPPON TEL+TEL CP	JPY50000	86/12/31-04/12/31	9/21/2004	39,635 52	49,627 79	(9,992 27)
4,000 00	NISSHINBO IND INC	JPY50	86/12/31-04/12/31	10/14/2004	27,090 62	29,372 30	(2,281 68)
2,000 00	PRETORIA PORT CMNT	ZAR1	86/12/31-04/12/31	7/27/2004	52,298 41	47,021 94	5,276 47
1,100 00	PRETORIA PORT CMNT	ZAR1	86/12/31-04/12/31	8/20/2004	27,675 12	25,862 07	1,813 05
600 00	PRETORIA PORT CMNT	ZAR1	86/12/31-04/12/31	10/21/2004	18,214 42	14,106 58	4,107 84
1,900 00	PRETORIA PORT CMNT	ZAR1	86/12/31-04/12/31	11/10/2004	66,716 18	44,670 85	22,045 33
3,000 00	SUMITOMO ELEC INDS	JPY50	86/12/31-04/12/31	9/27/2004	26,234 10	28,535 98	(2,301 88)
4,000 00	SUMITOMO ELEC INDS	JPY50	86/12/31-04/12/31	9/29/2004	34,527 72	38,047 97	(3,520 25)
13,000 00	SUMITOMO METAL MNG	JPY50	86/12/31-04/12/31	12/20/2004	88,666 04	82,988 24	5,677 80
11,000 00	SUMITOMO CORP	JPY50	86/12/31-04/12/31	6/25/2004	79,546 91	84,413 20	(4,866 29)
8,000 00	SUMITOMO CORP	JPY50	86/12/31-04/12/31	6/28/2004	58,305 31	61,391 41	(3,086 10)
29,000 00	KASIKORNBANK PCL	THB10	86/12/31-04/12/31	12/30/2004	42,251 18	33,115 53	9,135 65
3,500 00	PPG INDS INC	COM	86/12/31-04/12/31	12/9/2004	227,903 63	215,285 00	12,618 63
2,500 00	PPG INDS INC	COM	86/12/31-04/12/31	12/10/2004	162,950 30	153,775 00	9,175 30
2,700 00	PPG INDS INC	COM	86/12/31-04/12/31	12/13/2004	177,071 92	166,077 00	10,994 92
2,000 00	YAMAHA MOTOR CO	JPY50	86/12/31-04/12/31	9/21/2004	28,957 97	29,960 48	(1,002 51)
14,425 00	PENNEY J C INC	COM	86/12/31-04/12/31	9/9/2004	543,779 48	545,986 25	(2,206 79)
2,775 00	PENNEY J C INC	COM	86/12/31-04/12/31	9/10/2004	105,047 93	105,033 75	14 18
6,900 00	SARA LEE CORP	COM	86/12/31-04/12/31	12/16/2004	167,738 31	158,010 00	9,728 31
6,800 00	SARA LEE CORP	COM	86/12/31-04/12/31	12/17/2004	163,615 69	155,720 00	7,895 69
6,900 00	SARA LEE CORP	COM	86/12/31-04/12/31	12/20/2004	164,958 44	158,010 00	6,948 44
2,700 00	SARA LEE CORP	COM	86/12/31-04/12/31	12/21/2004	64,802 37	61,830 00	2,972 37
3,500 00	UNITRIN INC	COM	86/12/31-04/12/31	12/17/2004	158,669 74	146,055 00	12,614 74
500 00	UNITRIN INC	COM	86/12/31-04/12/31	12/20/2004	22,657 47	20,865 00	1,792 47
1,000 00	UNITRIN INC	COM	86/12/31-04/12/31	12/21/2004	45,333 81	41,730 00	3,603 81
100,000 00	SINGAPORE PRESS HD	SGD0 20	86/12/31-04/12/31	8/12/2004	253,151 91	239,988 40	13,163 51
197,000 00	STAGECOACH GROUP	B SHARES GBP0 18	86/12/31-04/12/31	9/13/2004	63,677 34	-	63,677 34
-	ACERINOX S A ORD SHS	EUR 25	86/12/31-04/12/31	10/5/2004	450 02	443 41	6 61
-	ACERINOX S A ORD SHS	EUR 25	86/12/31-04/12/31	10/5/2004	2,739 82	2,699 53	40 29
2 00	M REAL	ORD B EUR1 70(S/R EXP 01OCT04)	86/12/31-04/12/31	9/20/2004	2 79	3 88	(1 09)
31,200 00	ABBEY NATIONAL	ORD GBP0 10	86/12/31-04/12/31	6/22/2004	274,005 70	276,452 81	(2,447 11)
6,100 00	ABBEY NATIONAL	ORD GBP0 10	86/12/31-04/12/31	6/22/2004	53,116 74	54,050 07	(933 33)
122,000 00	MYTRAVEL GROUP PLC	ORD GBP0 10	86/12/31-04/12/31	6/22/2004	19,623 33	18,935 63	687 70
21,200 00	MYTRAVEL GROUP PLC	ORD GBP0 10	86/12/31-04/12/31	6/22/2004	3,244 17	3,290 45	(46 28)
59,600 00	KIDDE	ORD GBP0 10	86/12/31-04/12/31	6/22/2004	130,375 95	128,963 12	1,412 83
12,100 00	KIDDE	ORD GBP0 10	86/12/31-04/12/31	6/22/2004	26,009 11	26,182 11	(173 00)
45,600 00	AMR CORP DEL	COM	86/12/31-04/12/31	6/22/2004	533,064 00	540,756 72	(7,692 72)
9,800 00	AMR CORP DEL	COM	86/12/31-04/12/31	6/21/2004	112,795 36	116,215 26	(3,419 90)
12,400 00	AT+T CORP	COM NEW	86/12/31-04/12/31	6/16/2004	200,087 91	202,740 00	(2,652 09)
54,600 00	ABITIBI CONSOLIDATED INC	COM	86/12/31-04/12/31	6/22/2004	368,668 65	366,448 17	220 48
10,900 00	ABITIBI CONSOLIDATED INC	COM	86/12/31-04/12/31	6/21/2004	73,359 24	73,155 40	203 84
16,800 00	EMI GROUP	ORD GBP0 14	86/12/31-04/12/31	6/22/2004	72,265 23	68,792 74	3,472 49
3,200 00	EMI GROUP	ORD GBP0 14	86/12/31-04/12/31	6/22/2004	13,684 98	13,103 38	581 60
47,500 00	ASSOC BRIT PORTS	ORD GBP0 25	86/12/31-04/12/31	6/22/2004	373,934 30	371,225 89	2,708 41
9,900 00	ASSOC BRIT PORTS	ORD GBP0 25	86/12/31-04/12/31	6/22/2004	75,746 51	77,371 28	(1,624 77)
26,194 00	BHP BILLITON PLC	ORD USD0 5	86/12/31-04/12/31	6/16/2004	215,953 60	215,888 41	65 19
12,106 00	BHP BILLITON PLC	ORD USD0 5	86/12/31-04/12/31	6/16/2004	99,806 61	99,776 48	30 13
34,700 00	BAA	ORD GBP 1	86/12/31-04/12/31	6/22/2004	351,148 73	347,852 79	3,295 94
7,000 00	BAA	ORD GBP 1	86/12/31-04/12/31	6/22/2004	69,625 43	70,172 03	(546 60)
1,000 00	AGILENT TECHNOLOGIES INC	COM	86/12/31-04/12/31	6/16/2004	26,070 00	26,300 00	(230 00)
8,000 00	AGILENT TECHNOLOGIES INC	COM	86/12/31-04/12/31	6/16/2004	207,473 54	210,400 00	(2,926 46)
20,500 00	AGRIUM INC	COM	86/12/31-04/12/31	6/22/2004	285,557 19	272,171 45	13,385 74
3,800 00	AGRIUM INC	COM	86/12/31-04/12/31	6/21/2004	53,071 85	50,451 29	2,620 56
25,100 00	AMVESCAP	ORD GBP0 25	86/12/31-04/12/31	6/22/2004	171,640 98	170,726 49	914 49
4,800 00	AMVESCAP	ORD GBP0 25	86/12/31-04/12/31	6/22/2004	32,177 55	32,648 89	(471 34)
18,700 00	ALCAN INC	COM	86/12/31-04/12/31	6/22/2004	773,499 99	756,128 01	17,371 98
3,600 00	ALCAN INC	COM	86/12/31-04/12/31	6/21/2004	148,038 12	146,131 30	1,906 82
4,600 00	BUNZL	ORD GBP0 25	86/12/31-04/12/31	6/22/2004	39,193 30	39,282 31	(89 01)
900 00	BUNZL	ORD GBP0 25	86/12/31-04/12/31	6/22/2004	7,509 25	7,685 67	(176 42)
177,200 00	CABLE + WIRELESS	ORD GBP0 25	86/12/31-04/12/31	6/22/2004	416,944 16	415,783 97	1,160 19
33,500 00	CABLE + WIRELESS	ORD GBP0 25	86/12/31-04/12/31	6/22/2004	77,046 78	78,604 75	(1,557 97)
46,400 00	CAPITA GROUP	ORD GBP0 02	86/12/31-04/12/31	6/22/2004	269,531 38	262,651 90	6,879 48
9,100 00	CAPITA GROUP	ORD GBP0 02	86/12/31-04/12/31	6/22/2004	51,555 50	51,511 47	44 03
3,700 00	ALLERGAN INC	COM	86/12/31-04/12/31	6/16/2004	338,325 26	331,890 00	6,435 26
800 00	ALLERGAN INC	COM	86/12/31-04/12/31	6/16/2004	73,648 00	71,760 00	1,888 00
500 00	ALTERA CORP		86/12/31-04/12/31	6/16/2004	10,795 00	11,355 00	(560 00)
5,200 00	ALTERA CORP		86/12/31-04/12/31	6/16/2004	112,390 16	118,092 00	(5,701 84)
3,000 00	AMAZON COM INC	COM	86/12/31-04/12/31	6/16/2004	151,072 56	150,000 00	1,072 56
12,200 00	DIAGEO	ORD GBX28 935185	86/12/31-04/12/31	6/16/2004	164,375 68	160,762 35	3,613 33
36,700 00	DIAGEO	ORD GBX28 935185	86/12/31-04/12/31	6/22/2004	499,906 26	483,604 79	16,301 47
7,300 00	DIAGEO	ORD GBX28 935185	86/12/31-04/12/31	6/22/2004	98,608 55	96,193 87	2,414 68
12,700 00	AMERICAN EXPRESS CO	COM	86/12/31-04/12/31	6/22/2004	659,892 00	652,906 28	6,985 72
2,500 00	AMERICAN EXPRESS CO	COM	86/12/31-04/12/31	6/21/2004	129,846 96	128,775 00	1,071 96
136,200 00	BAE SYSTEMS	ORD GBP0 025	86/12/31-04/12/31	6/22/2004	515,761 21	517,072 26	(1,311 05)
24,400 00	BAE SYSTEMS	ORD GBP0 025	86/12/31-04/12/31	6/22/2004	91,122 07	92,632 62	(1,510 55)
25,300 00	PROVIDENT FINL	ORD GBX10 363636	86/12/31-04/12/31	6/22/2004	293,696 09	289,198 30	4,497 79
4,800 00	PROVIDENT FINL	ORD GBX10 363636	86/12/31-04/12/31	6/22/2004	54,650 65	54,867 66	(217 01)
34,150 00	AMERICAN INTL GROUP INC	COM	86/12/31-04/12/31	6/16/2004	2,466,781 16	2,501,829 00	(35,047 84)
71,200 00	SYGEN INTERNATIONAL PLC	ORD 109	86/12/31-04/12/31	6/22/2004	52,353 36	58,180 03	(5,826 67)
15,200 00	SYGEN INTERNATIONAL PLC	ORD 109	86/12/31-04/12/31	6/22/2004	10,799 33	12,420 45	(1,621 12)
3,200 00	AMERICAN STD COS INC DEL	COM	86/12/31-04/12/31	6/16/2004	122,584 96	124,288 00	(1,703 04)
1,500 00	AMERICAN STD COS INC DEL	COM	86/12/31-04/12/31	6/16/2004	57,240 00	58,260 00	(1,020 00)
200 00	AMGEN INC	COM	86/12/31-04/12/31	6/16/2004	10,880 00	11,074 00	(194 00)
2,600 00	AMGEN INC	COM	86/12/31-04/12/31	6/16/2004	141,965 77	143,962 00	(1,996 23)
2,900 00	ANHEUSER BUSCH COS INC	COM	86/12/31-04/12/31	6/16/2004	157,474 43	155,614 00	1,860 43

THE ROCKEFELLER FOUNDATION
EMPLOYEE ID NO 13-1659629
GAIN AND LOSSES FOR TAX ON INVESTMENT INCOME
FORM 990 PF 2004 PART IV

Shares/Par Value	Security Name	Security Description	Date Bought	Date Sold	Proceeds	Cost	Realized
8,500 00	APPLIED MATERIALS INC	COM	86/12/31-04/12/31	6/16/2004	159,324 51	160,820 00	(1,495 49)
14,400 00	APPLIED MICRO CIRCUITS CORP	CDT COM	86/12/31-04/12/31	6/16/2004	74,680 96	76,032 00	(1,351 04)
100 00	APPLIED MICRO CIRCUITS CORP	CDT COM	86/12/31-04/12/31	6/16/2004	516 00	528 00	(12 00)
5,900 00	STANDARD CHARTERED	ORD USD0 50	86/12/31-04/12/31	6/16/2004	96,637 42	96 289 42	348 00
197,000 00	STAGECOACH GROUP PLC	GBP0 005	86/12/31-04/12/31	6/22/2004	311,436 12	306,663 07	4,773 05
41,600 00	STAGECOACH GROUP PLC	GBP0 005	86/12/31-04/12/31	6/22/2004	64,415 23	64,757 28	(342 05)
114,100 00	INDEPENDENT NEWS + M	ORD EUR0 30	86/12/31-04/12/31	6/22/2004	264,252 29	261,669 60	2,582 69
23,600 00	INDEPENDENT NEWS + M	ORD EUR0 30	86/12/31-04/12/31	6/22/2004	54,520 15	54,122 72	397 43
53,000 00	HILTON GROUP	ORD GBP0 10	86/12/31-04/12/31	6/22/2004	262,809 83	260,115 04	2,694 79
10,200 00	HILTON GROUP	ORD GBP0 10	86/12/31-04/12/31	6/22/2004	49,797 51	50,059 87	(262 36)
3,800 00	AUTOMATIC DATA PROCESSING INC	COM	86/12/31-04/12/31	6/16/2004	166,787 21	169,784 00	(2,996 79)
41,100 00	COMPASS GROUP	ORD GBP0 10	86/12/31-04/12/31	6/22/2004	252,910 41	254,602 44	(1,692 03)
8,100 00	COMPASS GROUP	ORD GBP0 10	86/12/31-04/12/31	6/22/2004	48,868 40	50,177 12	(1,308 72)
86,279 00	HSBC HLDGS	ORD USD0 50(UK REG)	86/12/31-04/12/31	6/16/2004	1,283,968 88	1,274,917 75	9,051 13
26,432 00	HSBC HLDGS	ORD USD0 50(UK REG)	86/12/31-04/12/31	6/16/2004	392,675 82	392,749 99	125 83
18,000 00	BCE INC	COM	86/12/31-04/12/31	6/22/2004	339,809 38	338,428 24	1,381 14
3,500 00	BCE INC	COM	86/12/31-04/12/31	6/21/2004	66,099 71	65,805 49	294 22
34,400 00	TBI	ORD GBP0 10	86/12/31-04/12/31	6/22/2004	40,787 05	40,201 23	585 82
6,700 00	TBI	ORD GBP0 10	86/12/31-04/12/31	6/22/2004	7,933 72	7,829 89	103 83
5,300 00	BAKER HUGHES INC	COM	86/12/31-04/12/31	6/16/2004	191,228 53	183,380 00	7,848 53
57,300 00	UNILEVER	ORD GBP0 014	86/12/31-04/12/31	6/16/2004	546,044 94	542,598 84	3,446 10
3,000 00	BANK AMER CORP	COM	86/12/31-04/12/31	6/16/2004	252,753 98	252,630 00	123 98
57,500 00	CADBURY SCHWEPPES	ORD GBP0 125	86/12/31-04/12/31	6/16/2004	488,226 86	476,561 78	11,665 08
4,800 00	BANK ONE CORP	COM	86/12/31-04/12/31	6/16/2004	236,170 31	239,952 00	(3,781 69)
16,298 00	PEARSON	ORD GBP0 25	86/12/31-04/12/31	6/16/2004	196,280 09	196,972 76	(692 67)
1,402 00	PEARSON	ORD GBP0 25	86/12/31-04/12/31	6/16/2004	16,742 74	16,944 15	(201 41)
191,500 00	PILKINGTON	ORD GBP0 50	86/12/31-04/12/31	6/22/2004	318,582 27	319,082 16	(499 89)
41,000 00	PILKINGTON	ORD GBP0 50	86/12/31-04/12/31	6/22/2004	67,780 91	68,315 24	(534 33)
1,984 00	PRUDENTIAL PLC	ORD GBP0 05	86/12/31-04/12/31	6/16/2004	16,900 29	16,263 15	637 14
81,218 00	PRUDENTIAL PLC	ORD GBP0 05	86/12/31-04/12/31	6/16/2004	682,073 20	665,740 01	16,333 19
13,300 00	BAXTER INTL INC	COM	86/12/31-04/12/31	6/22/2004	436,506 00	435,930 64	575 36
2,700 00	BAXTER INTL INC	COM	86/12/31-04/12/31	6/21/2004	88,674 02	88,668 00	6 02
4,400 00	RIO TINTO	ORD GBP0 10(REGD)	86/12/31-04/12/31	6/16/2004	102,117 25	101,644 70	472 55
20,100 00	RIO TINTO	ORD GBP0 10(REGD)	86/12/31-04/12/31	6/22/2004	479,595 45	464,331 48	15,263 97
3,800 00	RIO TINTO	ORD GBP0 10(REGD)	86/12/31-04/12/31	6/22/2004	89,300 32	87,784 06	1,516 26
8,981 00	VODAFONE GROUP	ORD USD0 10	86/12/31-04/12/31	6/16/2004	20,862 57	21,089 99	(227 42)
154,600 00	VODAFONE GROUP	ORD USD0 10	86/12/31-04/12/31	6/22/2004	360,214 91	357,564 01	2,650 90
776,739 00	VODAFONE GROUP	ORD USD0 10	86/12/31-04/12/31	6/16/2004	1,810,640 96	1,804,079 87	6,561 09
29,600 00	VODAFONE GROUP	ORD USD0 10	86/12/31-04/12/31	6/22/2004	67,268 09	68,459 86	(1,191 77)
14,000 00	RECKITT BENCKISER PLC	ORD GBP0 105263	86/12/31-04/12/31	6/22/2004	396,841 16	389,084 17	7,756 99
2,800 00	RECKITT BENCKISER PLC	ORD GBP0 105263	86/12/31-04/12/31	6/22/2004	78,705 03	77,816 83	888 20
47,600 00	REED ELSEVIER PLC	ORD GBP0 125	86/12/31-04/12/31	6/22/2004	466,378 42	461,018 36	5,360 06
9,400 00	REED ELSEVIER PLC	ORD GBP0 125	86/12/31-04/12/31	6/22/2004	91,442 70	90,799 06	643 64
8,809 00	RENTOKIL INITIAL	ORD GBP0 01	86/12/31-04/12/31	6/16/2004	23,283 39	23,535 88	(252 49)
99,195 00	RENTOKIL INITIAL	ORD GBP0 01	86/12/31-04/12/31	6/16/2004	262,357 06	265,029 15	(2,672 09)
23,396 00	RENTOKIL INITIAL	ORD GBP0 01	86/12/31-04/12/31	6/16/2004	61,838 80	62,509 42	(670 62)
79,471 00	OLD MUTUAL	GBP0 10	86/12/31-04/12/31	6/16/2004	143,662 94	141,553 72	2,109 22
169,929 00	OLD MUTUAL	GBP0 10	86/12/31-04/12/31	6/16/2004	307,187 52	302,677 47	4 510 05
49,300 00	ROYAL BK SCOT GRP	ORD GBP0 25	86/12/31-04/12/31	6/16/2004	1,495,039 76	1,479,572 30	15,467 46
1,900 00	TRAVIS PERKINS	ORD GBP0 10	86/12/31-04/12/31	6/22/2004	47,954 40	48,140 91	(186 51)
400 00	TRAVIS PERKINS	ORD GBP0 10	86/12/31-04/12/31	6/22/2004	10,069 35	10,116 04	(46 69)
29,400 00	BP PLC	ORD USDO 25	86/12/31-04/12/31	6/16/2004	263,322 04	255,424 02	7,898 02
37,800 00	BP PLC	ORD USDO 25	86/12/31-04/12/31	6/22/2004	344,649 59	328,402 32	16,247 27
7,600 00	BP PLC	ORD USDO 25	86/12/31-04/12/31	6/22/2004	67,632 44	66,027 98	1,604 46
98,000 00	SAGE GROUP	ORD GBP0 01	86/12/31-04/12/31	6/22/2004	322,915 98	328,454 12	(5,538 14)
18,700 00	SAGE GROUP	ORD GBP0 01	86/12/31-04/12/31	6/22/2004	60,722 09	62 211 20	(1,489 11)
79,200 00	SHELL TRNSPT+TRDG	ORD GBP0 25(REGD)	86/12/31-04/12/31	6/22/2004	602,375 72	589,882 78	12,492 94
15,900 00	SHELL TRNSPT+TRDG	ORD GBP0 25(REGD)	86/12/31-04/12/31	6/22/2004	118,488 35	118 423 44	44 91
400,300 00	INVENSYS	ORD GBP0 01	86/12/31-04/12/31	6/22/2004	121,415 39	120,606 43	808 96
75,800 00	INVENSYS	ORD GBP0 01	86/12/31-04/12/31	6/22/2004	23,473 24	22,837 79	635 45
1,811 00	SMITHS GROUP	ORD GBP0 25	86/12/31-04/12/31	6/16/2004	23,611 17	23,072 08	539 09
28,279 00	SMITHS GROUP	ORD GBP0 25	86/12/31-04/12/31	6/16/2004	362,173 40	359,258 58	2,914 82
2,710 00	SMITHS GROUP	ORD GBP0 25	86/12/31-04/12/31	6/16/2004	35,332 01	34,525 30	806 71
19,200 00	SMITHS GROUP	ORD GBP0 25	86/12/31-04/12/31	6/22/2004	250,060 67	242,882 93	7,177 74
3,700 00	SMITHS GROUP	ORD GBP0 25	86/12/31-04/12/31	6/22/2004	47,720 72	46,805 56	915 16
400 00	BERKSHIRE HATHAWAY INC DEL	CL B	86/12/31-04/12/31	6/22/2004	1,163,960 00	1,189,320 60	(25,360 60)
85,200 00	TESCO	ORD GBP0 05	86/12/31-04/12/31	6/22/2004	420,129 89	405,273 49	14,856 40
16,900 00	TESCO	ORD GBP0 05	86/12/31-04/12/31	6/22/2004	82,431 87	80,388 75	2,043 12
75,600 00	GLAXOSMITHKLINE	ORD GBP0 25	86/12/31-04/12/31	6/16/2004	1,591,666 13	1,552,697 15	38,968 98
23,200 00	WPP GROUP	ORD GBP0 10	86/12/31-04/12/31	6/22/2004	240,317 94	235,115 82	5,202 12
4,500 00	WPP GROUP	ORD GBP0 10	86/12/31-04/12/31	6/22/2004	45,693 77	45,604 36	89 41
85,000 00	BOMBARDIER INC	CLASS B	86/12/31-04/12/31	6/16/2004	251,203 15	259,708 38	(8,505 23)
127,900 00	BOMBARDIER INC	CLASS B	86/12/31-04/12/31	6/22/2004	384,450 13	390,784 73	(6,334 60)
26,100 00	BOMBARDIER INC	CLASS B	86/12/31-04/12/31	6/21/2004	77,687 68	79,745 75	(2,058 07)
24,400 00	BRISTOL MYERS SQUIBB CO	COM	86/12/31-04/12/31	6/22/2004	617,320 00	629,136 84	(11,816 84)
4,900 00	BRISTOL MYERS SQUIBB CO	COM	86/12/31-04/12/31	6/21/2004	124,435 03	126,422 94	(1,987 91)
24,200 00	BURLINGTON NORTHN SANTA FE	COM	86/12/31-04/12/31	6/22/2004	825,946 00	826,432 42	(486 42)
4,500 00	BURLINGTON NORTHN SANTA FE	COM	86/12/31-04/12/31	6/21/2004	154,356 28	153 675 45	680 83
5,200 00	CARNIVAL CORP	PAIRED 1 COM CARN +1 TR SH BEN	86/12/31-04/12/31	6/16/2004	227,143 68	225,420 00	1,723 68
400 00	CARNIVAL CORP	PAIRED 1 COM CARN +1 TR SH BEN	86/12/31-04/12/31	6/16/2004	17 424 00	17,340 00	84 00
1,100 00	CHECKFREE CORP NEW	COM	86/12/31-04/12/31	6/16/2004	34,661 00	34,210 00	451 00
1,400 00	CHECKFREE CORP NEW	COM	86/12/31-04/12/31	6/16/2004	43,869 93	43,540 00	329 93
3,100 00	CHEVRONTEXACO CORP	COM	86/12/31-04/12/31	6/16/2004	284,424 23	281,449 00	2,975 23
16,600 00	CISCO SYS INC	COM	86/12/31-04/12/31	6/16/2004	396,549 77	395,412 00	1,137 77
500 00	CISCO SYS INC	COM	86/12/31-04/12/31	6/16/2004	11,940 00	11,910 00	30 00

THE ROCKEFELLER FOUNDATION
EMPLOYEE ID NO 13-1659629
GAIN AND LOSSES FOR TAX ON INVESTMENT INCOME
FORM 990 PF 2004, PART IV

Shares/Par Value	Security Name	Security Description	Date Bought	Date Sold	Proceeds	Cost	Realized
200 00	CITIGROUP INC	COM	86/12/31-04/12/31	6/16/2004	9,404 00	9,470 00	(66 00)
34,600 00	CITIGROUP INC	COM	86/12/31-04/12/31	6/16/2004	1,628,307 08	1,638,310 00	(10,002 92)
22,650 00	CLOROX CO	COM	86/12/31-04/12/31	6/16/2004	1,206,206 57	1,196,373 00	9,833 57
86,611 00	COMCAST CORP NEW	CL A	86/12/31-04/12/31	6/16/2004	2,553,685 54	2,564,551 71	(10,866 17)
30,800 00	COMCAST CORP NEW	CL A SPL	86/12/31-04/12/31	6/22/2004	895,048 00	894,077 80	970 20
6,100 00	COMCAST CORP NEW	CL A SPL	86/12/31-04/12/31	6/21/2004	172,991 95	177,073 85	(4,081 90)
30,500 00	COSTCO WHSL CORP NEW	COM	86/12/31-04/12/31	6/22/2004	1,281,000 00	1,265,881 15	15,118 85
5,400 00	COSTCO WHSL CORP NEW	COM	86/12/31-04/12/31	6/21/2004	226,653 21	224,458 75	2,194 46
12,000 00	CREDENCE SYSTEMS CORP	COM	86/12/31-04/12/31	6/16/2004	150,403 27	157,920 00	(7,516 73)
3,400 00	CREDENCE SYSTEMS CORP	COM	86/12/31-04/12/31	6/16/2004	42,738 00	44,744 00	(2,006 00)
17,000 00	DELL INC	COM	86/12/31-04/12/31	6/22/2004	591,770 00	602,104 36	(10,334 36)
3,600 00	DELL INC	COM	86/12/31-04/12/31	6/21/2004	125,421 06	127,628 64	(2,207 58)
6,300 00	DIRECTV GROUP INC	COM	86/12/31-04/12/31	6/16/2004	107,418 78	108,675 00	(1,256 22)
26,150 00	DOMINION RES INC VA NEW	COM	86/12/31-04/12/31	6/16/2004	1,634,972 17	1,614,501 00	20,471 17
48,550 00	DU PONT E I DE NEMOURS + CO	COM	86/12/31-04/12/31	6/16/2004	2,112,880 52	2,124,548 00	(11,667 48)
200 00	EBAY INC	COM	86/12/31-04/12/31	6/16/2004	17,574 00	17,480 00	94 00
1,800 00	EBAY INC	COM	86/12/31-04/12/31	6/16/2004	166,707 03	166,060 00	647 03
16,500 00	ETHAN ALLEN INTERIORS INC	COM	86/12/31-04/12/31	6/22/2004	597,630 00	606,648 90	(9,018 90)
2,900 00	ETHAN ALLEN INTERIORS INC	COM	86/12/31-04/12/31	6/21/2004	104,357 53	106,623 14	(2,265 61)
9,000 00	FAIRMONT HOTELS RESORTS INC	COM	86/12/31-04/12/31	6/22/2004	236,217 01	236,714 12	(497 11)
1,800 00	FAIRMONT HOTELS RESORTS INC	COM	86/12/31-04/12/31	6/21/2004	46,926 69	47,342 82	(416 13)
5,000 00	BK OF IRELAND	ORD STK EUR0 64	86/12/31-04/12/31	6/16/2004	63,650 36	64,108 30	(457 94)
4,403 00	BK OF IRELAND	ORD STK EUR0 64	86/12/31-04/12/31	6/16/2004	55,933 06	56,400 56	(467 50)
33,397 00	BK OF IRELAND	ORD STK EUR0 64	86/12/31-04/12/31	6/16/2004	424,255 40	427,801 37	(3,545 97)
48,900 00	BT GROUP	ORD GBP0 05	86/12/31-04/12/31	6/22/2004	175,286 21	173,911 64	1,374 57
9,400 00	BT GROUP	ORD GBP0 05	86/12/31-04/12/31	6/22/2004	32,962 73	33,430 87	(468 14)
7,000 00	CARNIVAL PLC	ORD USD1 66	86/12/31-04/12/31	6/22/2004	331,987 73	327,127 35	4,860 38
1,500 00	CARNIVAL PLC	ORD USD1 66	86/12/31-04/12/31	6/22/2004	70,062 65	70,098 72	(36 07)
20,500 00	NATIONAL GRID TRANSCO PLC	ORD GBP0 10	86/12/31-04/12/31	6/16/2004	159,818 75	158,899 71	919 04
50,300 00	BARCLAYS	ORD GBP0 25	86/12/31-04/12/31	6/16/2004	445,461 93	444,094 31	1,367 62
56,300 00	BARCLAYS	ORD GBP0 25	86/12/31-04/12/31	6/22/2004	502,460 50	495,779 65	6,680 85
10,900 00	BARCLAYS	ORD GBP0 25	86/12/31-04/12/31	6/22/2004	96,354 59	95,985 76	368 83
6,100 00	FEDERAL NATL MTG ASSN	COM	86/12/31-04/12/31	6/16/2004	429,242 68	427,732 00	1,510 68
27,800 00	INTERTEK GROUP PLC	ORD GBP0 01	86/12/31-04/12/31	6/22/2004	273,913 79	274,119 19	(205 40)
5,600 00	INTERTEK GROUP PLC	ORD GBP0 01	86/12/31-04/12/31	6/22/2004	55,349 24	55,218 25	130 99
27,100 00	BOOTS GROUP	ORD GBP0 25	86/12/31-04/12/31	6/22/2004	329,038 25	327,430 98	1,607 27
5,600 00	BOOTS GROUP	ORD GBP0 25	86/12/31-04/12/31	6/22/2004	67,381 04	67,507 00	(125 96)
43,100 00	KESA ELECTRICALS	ORD GBP0 25	86/12/31-04/12/31	6/16/2004	227,283 75	235,792 66	(8,508 91)
70,700 00	HANSON	ORD GBP0 10	86/12/31-04/12/31	6/22/2004	533,827 91	534,466 67	(638 76)
13,200 00	HANSON	ORD GBP0 10	86/12/31-04/12/31	6/22/2004	97,388 89	99,787 27	(2,398 38)
52,200 00	ICAP	ORD GBP0 10	86/12/31-04/12/31	6/22/2004	263,880 60	262,785 69	1,094 91
10,600 00	ICAP	ORD GBP0 10	86/12/31-04/12/31	6/22/2004	53,102 17	53,276 30	(174 13)
11,300 00	ENTERPRISE INNS	ORD GBP0 05	86/12/31-04/12/31	6/22/2004	117,155 27	118,025 36	(870 09)
2,200 00	ENTERPRISE INNS	ORD GBP0 05	86/12/31-04/12/31	6/22/2004	21,981 23	22,978 39	(997 16)
115,900 00	ITV	ORD GBP0 10	86/12/31-04/12/31	6/22/2004	237,554 09	238,087 63	(533 54)
21,600 00	ITV	ORD GBP0 10	86/12/31-04/12/31	6/22/2004	43,774 81	44,371 81	(597 00)
5,900 00	FLUOR CORP NEW	COM	86/12/31-04/12/31	6/16/2004	256,996 80	257,181 00	(184 20)
1,600 00	FLUOR CORP NEW	COM	86/12/31-04/12/31	6/16/2004	70,256 00	69,744 00	512 00
75,500 00	EIRCOM GROUP	ORD EUR0 10	86/12/31-04/12/31	6/22/2004	139,152 31	135,072 67	4,079 64
16,100 00	EIRCOM GROUP	ORD EUR0 10	86/12/31-04/12/31	6/22/2004	29,014 37	28,803 57	210 80
6,000 00	FOREST LABS INC	COM	86/12/31-04/12/31	6/16/2004	374,813 02	371,220 00	3,593 02
19,687 00	GANNETT INC	COM	86/12/31-04/12/31	6/16/2004	1,712,037 91	1,723,596 85	(11,558 94)
400 00	GOLDMAN SACHS GROUP INC	COM	86/12/31-04/12/31	6/16/2004	35,992 00	37,204 00	(1,212 00)
15,300 00	GOLDMAN SACHS GROUP INC	COM	86/12/31-04/12/31	6/16/2004	1,379,594 71	1,423,053 00	(43,458 29)
6,100 00	GOLDMAN SACHS GROUP INC	COM	86/12/31-04/12/31	6/22/2004	543,998 00	567,361 00	(23,363 00)
1,000 00	GOLDMAN SACHS GROUP INC	COM	86/12/31-04/12/31	6/21/2004	89,597 90	93,010 00	(3,412 10)
33,861 00	ALLIED IRISH BANKS	EUR0 32 (DUBLIN LISTING)	86/12/31-04/12/31	6/16/2004	496,884 07	495,124 02	1,760 05
1,039 00	ALLIED IRISH BANKS	EUR0 32 (DUBLIN LISTING)	86/12/31-04/12/31	6/16/2004	15,282 20	15,192 52	89 68
7,500 00	KON P+O NEDLLOYD	EUR1	86/12/31-04/12/31	6/22/2004	238,720 86	232,965 68	5,755 18
1,200 00	KON P+O NEDLLOYD	EUR1	86/12/31-04/12/31	6/22/2004	38,317 81	37,274 51	1,043 30
5,800 00	THALES	EUR3	86/12/31-04/12/31	6/22/2004	206,693 76	204,255 76	2,438 00
1,100 00	THALES	EUR3	86/12/31-04/12/31	6/22/2004	39,568 72	38,738 16	830 56
17,453 00	CRH	ORD IEP0 32(DUBLIN LISTING)	86/12/31-04/12/31	6/16/2004	368,612 60	370,781 29	(2,168 69)
8,688 00	CRH	ORD IEP0 32(DUBLIN LISTING)	86/12/31-04/12/31	6/16/2004	183,493 17	184,572 73	(1,079 56)
316 00	CRH	ORD IEP0 32(DUBLIN LISTING)	86/12/31-04/12/31	6/16/2004	6,674 01	6,713 28	(39 27)
1,900 00	HEINZ H J CO	COM	86/12/31-04/12/31	6/16/2004	72,118 32	71,801 00	317 32
59,900 00	UNICREDITO ITALIAN	EUR0 50	86/12/31-04/12/31	6/22/2004	293,432 37	284,810 68	8,621 69
11,800 00	UNICREDITO ITALIAN	EUR0 50	86/12/31-04/12/31	6/22/2004	57,518 92	56,102 13	1,416 79
26,800 00	DNB NOR ASA	NOK10	86/12/31-04/12/31	6/22/2004	182,875 51	175,035 23	7,840 28
5,400 00	DNB NOR ASA	NOK10	86/12/31-04/12/31	6/22/2004	36,445 71	35,266 91	1,178 80
68,102 00	HEWLETT PACKARD CO	COM	86/12/31-04/12/31	6/16/2004	1,463,035 05	1,481,218 50	(18,183 45)
58,400 00	FYFFES	ORD EUR0 06(DUBLIN LISTING)	86/12/31-04/12/31	6/22/2004	119,673 86	117,803 01	1,870 85
12,500 00	FYFFES	ORD EUR0 06(DUBLIN LISTING)	86/12/31-04/12/31	6/22/2004	25,096 64	25,214 68	(118 04)
60,800 00	HOLLINGER INTERNATIONAL INC	CL A	86/12/31-04/12/31	6/22/2004	1,003,200 00	979,542 72	23,657 28
12,200 00	HOLLINGER INTERNATIONAL INC	CL A	86/12/31-04/12/31	6/21/2004	200,249 77	196,552 98	3,696 79
6,000 00	HOGANAS AG	ORD B SHS SEK5	86/12/31-04/12/31	6/22/2004	147,012 08	145,654 00	1,358 08
1,200 00	HOGANAS AG	ORD B SHS SEK5	86/12/31-04/12/31	6/22/2004	29,205 55	29,130 80	74 75
42,300 00	IMS HEALTH INC	COM	86/12/31-04/12/31	6/22/2004	1,038,042 00	1,049,508 24	(11,484 24)
8,400 00	IMS HEALTH INC	COM	86/12/31-04/12/31	6/21/2004	203,934 62	208,477 92	(4,543 30)
21,600 00	IMPERIAL OIL LTD	COM NEW	86/12/31-04/12/31	6/22/2004	977,067 45	953,313 36	23,754 09
4,200 00	IMPERIAL OIL LTD	COM NEW	86/12/31-04/12/31	6/21/2004	191,432 55	185,366 49	6,066 06
5,900 00	INCO LTD	COM	86/12/31-04/12/31	6/22/2004	206,736 00	190,275 00	16,461 00
19,800 00	INCO LTD	COM	86/12/31-04/12/31	6/22/2004	695,177 43	648,987 86	46,189 57
5,300 00	INCO LTD	COM	86/12/31-04/12/31	6/21/2004	181,536 66	173,718 97	7,817 69
421 00	LAGARDERE S C A	EUR6 10(REGD)	86/12/31-04/12/31	6/16/2004	25,375 82	25,198 77	177 05

THE ROCKEFELLER FOUNDATION
EMPLOYEE ID NO 13-1659629
GAIN AND LOSSES FOR TAX ON INVESTMENT INCOME
FORM 990 PF 2004, PART IV

Shares/Par Value	Security Name	Security Description	Date Bought	Date Sold	Proceeds	Cost	Realized
7,179 00	LAGARDERE S C A	EUR6 10(REGD)	86/12/31-04/12/31	6/16/2004	432,714 97	429,695 82	3,019 15
21,000 00	NH HOTELES SA	EUR2	86/12/31-04/12/31	6/22/2004	222,806 14	221,035 26	1,770 88
4,300 00	NH HOTELES SA	EUR2	86/12/31-04/12/31	6/22/2004	45,977 40	45,259 60	717 80
15,200 00	INTEL CORP	COM	86/12/31-04/12/31	6/22/2004	420,128 00	428,655 20	(8,527 20)
2,700 00	INTEL CORP	COM	86/12/31-04/12/31	6/21/2004	75,328 23	76 339 53	(1,011 30)
6,700 00	INTERACTIVE CORP	COM	86/12/31-04/12/31	6/16/2004	200,147 09	203,479 00	(3 331 91)
16,400 00	INTERNATIONAL SPEEDWAY CORP	CL A	86/12/31-04/12/31	6/22/2004	784,084 00	786,558 76	(2,474 76)
3,300 00	INTERNATIONAL SPEEDWAY CORP	CL A	86/12/31-04/12/31	6/21/2004	156,245 40	158,270 97	(2,025 57)
10,500 00	DEUTSCHE POST AG	NPV REGD	86/12/31-04/12/31	6/22/2004	212,748 03	212,433 72	314 31
2,000 00	DEUTSCHE POST AG	NPV REGD	86/12/31-04/12/31	6/22/2004	41,681 08	40,463 57	1,217 51
460 00	NORSK HYDRO AS	NOK20	86/12/31-04/12/31	6/16/2004	28,882 22	29,004 87	(122 65)
2,540 00	NORSK HYDRO AS	NOK20	86/12/31-04/12/31	6/16/2004	159,480 11	160,157 35	(677 24)
2,700 00	RENAULT (REGIE NATIONALE)	EUR3 81	86/12/31-04/12/31	6/16/2004	199,214 02	200,107 87	(893 85)
2,755 00	AVENTIS SA	EUR3 82	86/12/31-04/12/31	6/16/2004	212,038 09	212,907 52	(869 43)
7,045 00	AVENTIS SA	EUR3 82	86/12/31-04/12/31	6/16/2004	542,217.19	544,440 46	(2,223 27)
32,700 00	SAIPEM	EUR1	86/12/31-04/12/31	6/22/2004	309,669 59	300,131 13	9,538 46
6,400 00	SAIPEM	EUR1	86/12/31-04/12/31	6/22/2004	60,148 48	58,741 26	1,407 22
9,700 00	SCHIBSTED ASA	NOK1	86/12/31-04/12/31	6/22/2004	175,312 21	175,509 29	(197 08)
1,900 00	SCHIBSTED ASA	NOK1	86/12/31-04/12/31	6/22/2004	34,689 46	34,378 11	311 35
174,000 00	SCOR	NPV	86/12/31-04/12/31	6/22/2004	257,400 11	261,152 09	(3,751 98)
27,500 00	SCOR	NPV	86/12/31-04/12/31	6/22/2004	40,247 76	41,274 04	(1,026 28)
900 00	SGS SA	CHF20(REGD)	86/12/31-04/12/31	6/22/2004	464,955 34	455,911 94	9,043 40
100 00	SGS SA	CHF20(REGD)	86/12/31-04/12/31	6/22/2004	51,823 31	50,656 88	1,166 43
1,300 00	KLA TENCOR CORP	COM	86/12/31-04/12/31	6/16/2004	59,800 00	59,982 00	(182 00)
5,300 00	KLA TENCOR CORP	COM	86/12/31-04/12/31	6/16/2004	243,124 38	244,542 00	(1,417 62)
10,000 00	VIVENDI UNIVERSAL	EUR5 5	86/12/31-04/12/31	6/22/2004	263,123 43	256,505 07	6,618 36
1,700 00	VIVENDI UNIVERSAL	EUR5 5	86/12/31-04/12/31	6/22/2004	45,010 97	43,548 61	1,462 36
800 00	SCHERING AG	ORD NPV	86/12/31-04/12/31	6/16/2004	43,830 33	43,958 59	(128 26)
8,000 00	SCHERING AG	ORD NPV	86/12/31-04/12/31	6/16/2004	438,303 27	439,585 94	(1,282 67)
1,100 00	SAP AG	NPV	86/12/31-04/12/31	6/16/2004	175 886 84	176,435 82	(548 98)
7,600 00	FORENINGSSPARBK	SEK20 SER A	86/12/31-04/12/31	6/16/2004	140 615 16	141,158 25	(543 09)
3,300 00	FORENINGSSPARBK	SEK20 SER A	86/12/31-04/12/31	6/16/2004	61 013 84	61,292 40	(278 56)
29,800 00	KANSAS CITY SOUTHERN	COM NEW	86/12/31-04/12/31	6/22/2004	428,822 00	415,620 60	13,201 40
6,000 00	KANSAS CITY SOUTHERN	COM NEW	86/12/31-04/12/31	6/21/2004	86,465 17	83,682 00	2,783 17
7,600 00	SVENSKA CELLULOSA	SER B SEK10 FREE	86/12/31-04/12/31	6/22/2004	286,368 93	288,211 21	(1,842 28)
1,500 00	SVENSKA CELLULOSA	SER B SEK10 FREE	86/12/31-04/12/31	6/22/2004	55,997 10	56,883 79	(886 69)
2,007 00	TOTAL SA	EUR10	86/12/31-04/12/31	6/16/2004	386,773 48	379,083 78	7,689 68
145 00	TOTAL SA	EUR10	86/12/31-04/12/31	6/16/2004	27,943 27	27,387 72	555 55
980 00	TOTAL SA	EUR10	86/12/31-04/12/31	6/16/2004	188,857 99	185,103 19	3,754 80
3,490 00	TOTAL SA	EUR10	86/12/31-04/12/31	6/16/2004	672,565 70	659,194 01	13,371 69
1,100 00	E ON AG	NPV	86/12/31-04/12/31	6/16/2004	77,634 81	75,716 67	1,918 14
6,200 00	E ON AG	NPV	86/12/31-04/12/31	6/16/2004	437,578 05	426,766 70	10,811 35
4,800 00	E ON AG	NPV	86/12/31-04/12/31	6/22/2004	341,473 59	330,400 02	11,073 57
800 00	E ON AG	NPV	86/12/31-04/12/31	6/22/2004	56,432 75	55,066 67	1,366 08
300 00	PUBLIGROUPE SA	CHF10(REGD)	86/12/31-04/12/31	6/22/2004	91,977 15	92,555 33	(578 18)
18,400 00	M REAL OYJ	B ORD EUR1 70	86/12/31-04/12/31	6/22/2004	156,176 50	151,336 14	4,840 36
3,300 00	M REAL OYJ	B ORD EUR1 70	86/12/31-04/12/31	6/22/2004	28,499 41	27,141 81	1,357 60
33,100 00	STORA ENSO OYJ	NPV SER R	86/12/31-04/12/31	6/16/2004	427,182 02	432,396 87	(5,214 85)
2,500 00	STORA ENSO OYJ	NPV SER R	86/12/31-04/12/31	6/16/2004	31,908 58	32,658 37	(749 79)
500 00	BASF AG	NPV	86/12/31-04/12/31	6/16/2004	25,574 89	25,262 66	312 23
1,800 00	BASF AG	NPV	86/12/31-04/12/31	6/16/2004	91,465 24	90,945 56	519 68
2,600 00	BASF AG	NPV	86/12/31-04/12/31	6/16/2004	132,989 45	131,365 81	1,623 64
6,700 00	BASF AG	NPV	86/12/31-04/12/31	6/22/2004	346,817 30	338,519 60	8,297 70
1,200 00	BASF AG	NPV	86/12/31-04/12/31	6/22/2004	62,006 35	60,630 38	1,375 97
6,400 00	FRESENIUS MEDICAL	DEM5	86/12/31-04/12/31	6/22/2004	485,252 96	484,241 26	1,011 70
1,200 00	FRESENIUS MEDICAL	DEM5	86/12/31-04/12/31	6/22/2004	90,382 39	90,504 78	(122 39)
1,300 00	PROSEGUR SEGURIDAD	EUR0 60(REGD)	86/12/31-04/12/31	6/22/2004	19,703 94	19,493 78	210 16
200 00	PROSEGUR SEGURIDAD	EUR0 60(REGD)	86/12/31-04/12/31	6/22/2004	3,038 39	2,999 04	39 35
3,000 00	LAUDER ESTEE COS INC	CL A	86/12/31-04/12/31	6/16/2004	142,682 65	139,680 00	3,002 65
25,400 00	ROYAL DUTCH PETROL	EUR0 56(BR)	86/12/31-04/12/31	6/16/2004	1,302,884 39	1,276,507 62	26,356 77
11,600 00	ROYAL DUTCH PETROL	EUR0 56(BR)	86/12/31-04/12/31	6/22/2004	614,244 07	582,308 77	31,935 30
2,200 00	ROYAL DUTCH PETROL	EUR0 56(BR)	86/12/31-04/12/31	6/22/2004	114,583 06	110,437 87	4,145 19
7,400 00	LEARNING TREE INTL INC	COM	86/12/31-04/12/31	6/22/2004	103,304 00	103,853 82	(549 82)
1,400 00	LEARNING TREE INTL INC	COM	86/12/31-04/12/31	6/21/2004	19,165 55	19,648 02	(482 47)
31,000 00	SAMPO OYJ	SER A NPV	86/12/31-04/12/31	6/22/2004	301,840 18	310,721 28	(8,881 10)
6,000 00	SAMPO OYJ	SER A NPV	86/12/31-04/12/31	6/22/2004	57,840 66	59,650 74	(1,810 08)
9,477 00	ABN AMRO HLDGS NV	EUR0 56	86/12/31-04/12/31	6/16/2004	200,358 11	200,240 52	117 59
323 00	ABN AMRO HLDGS NV	EUR0 56	86/12/31-04/12/31	6/16/2004	6,856 76	6,824 70	32 06
700 00	MUENCHENER RUCKVERS AG	NPV(REGD)	86/12/31-04/12/31	6/16/2004	74,206 82	73,594 63	612 19
8,700 00	MUENCHENER RUCKVERS AG	NPV(REGD)	86/12/31-04/12/31	6/16/2004	915,271 49	914,676 15	595 34
131,400 00	LIBERTY MEDIA CORP	COM SER A	86/12/31-04/12/31	6/22/2004	1,200,996 00	1,198,078 92	2,917 08
24,100 00	LIBERTY MEDIA CORP	COM SER A	86/12/31-04/12/31	6/21/2004	219,786 85	219,738 98	47 87
6,600 00	LIBERTY MEDIA INTL INC	COM SER A	86/12/31-04/12/31	6/22/2004	239,118 00	238,308 18	809 82
1,300 00	LIBERTY MEDIA INTL INC	COM SER A	86/12/31-04/12/31	6/21/2004	46,850 90	46,939 49	(88 59)
5,600 00	LILLY ELI + CO	COM	86/12/31-04/12/31	6/16/2004	410,121 52	412,384 00	(2,262 48)
1,495 00	AKZO NOBEL NV	EUR2	86/12/31-04/12/31	6/16/2004	54,208 29	53,909 94	298 35
4,405 00	AKZO NOBEL NV	EUR2	86/12/31-04/12/31	6/16/2004	161,634 30	158,845 01	2,789 29
9,400 00	TIETOENATOR OYJ	ORD NPV	86/12/31-04/12/31	6/22/2004	267,852 38	275,392 39	(7,540 01)
1,900 00	TIETOENATOR OYJ	ORD NPV	86/12/31-04/12/31	6/22/2004	54,695 83	55,664 42	(968 59)
4,500 00	LOWES COS INC	USD0 50	86/12/31-04/12/31	6/16/2004	243,011 41	245,250 00	(2,238 59)
339,600 00	LUCENT TECHNOLOGIES INC	COM	86/12/31-04/12/31	6/22/2004	1,178,412 00	1,209,994 80	(31,582 80)
65,800 00	LUCENT TECHNOLOGIES INC	COM	86/12/31-04/12/31	6/21/2004	230,952 59	234,445 40	(3,492 81)
8,100 00	ACERINOX SA	EUR1(REGD)	86/12/31-04/12/31	6/22/2004	442,072 83	436,499 43	5,573 40
1,600 00	ACERINOX SA	EUR1(REGD)	86/12/31-04/12/31	6/22/2004	87,601 39	86,222 11	1,379 28
11,100 00	MBIA INC	COM	86/12/31-04/12/31	6/22/2004	633,699 00	623,394 87	10,304 13

THE ROCKEFELLER FOUNDATION
EMPLOYEE ID NO 13-1659629
GAIN AND LOSSES FOR TAX ON INVESTMENT INCOME
FORM 990 PF 2004, PART IV

Shares/Par Value	Security Name	Security Description	Date Bought	Date Sold	Proceeds	Cost	Realized
2,200 00	MBIA INC	COM	86/12/31-04/12/31	6/21/2004	125,333 04	123,555 74	1,777 30
150 00	MBNA CORP	COM	86/12/31-04/12/31	6/16/2004	3,755 42	3,928 50	(173 08)
77,000 00	MBNA CORP	COM	86/12/31-04/12/31	6/16/2004	1,924,184 97	2,016,630 00	(92,445 03)
7,000 00	MGIC INVT CORP WIS	COM	86/12/31-04/12/31	6/22/2004	526,260 00	524,749 40	1,510 60
1,400 00	MGIC INVT CORP WIS	COM	86/12/31-04/12/31	6/21/2004	105,067 54	104,949 88	117 66
383 00	SWISSCOM AG	CHF1 (REGD)	86/12/31-04/12/31	6/16/2004	122,242 08	119,830 06	2,412 02
296 00	SWISSCOM AG	CHF1 (REGD)	86/12/31-04/12/31	6/16/2004	93,591 28	92,610 18	981 10
128 00	SWISSCOM AG	CHF1 (REGD)	86/12/31-04/12/31	6/16/2004	40,853 75	40,047 65	806 10
6,200 00	ACCIONA S A	UER1	86/12/31-04/12/31	6/22/2004	380,401 30	382,906 70	(2,505 40)
1,200 00	ACCIONA S A	UER1	86/12/31-04/12/31	6/22/2004	72,883 27	74,110 97	(1,247 70)
537 00	CARREFOUR	EUR2 50	86/12/31-04/12/31	6/16/2004	25,791 02	25,730 82	60 20
9,963 00	CARREFOUR	EUR2 50	86/12/31-04/12/31	6/16/2004	474,581 47	476,686 75	(2,105 28)
7,800 00	CARREFOUR	EUR2 50	86/12/31-04/12/31	6/22/2004	380,491 04	372,229 33	8,261 71
1,400 00	CARREFOUR	EUR2 50	86/12/31-04/12/31	6/22/2004	67,819 45	66,810 39	1,009 06
3,200 00	ATOS ORIGIN	EUR1	86/12/31-04/12/31	6/22/2004	191,641 16	186,348 52	5,292 64
600 00	ATOS ORIGIN	EUR1	86/12/31-04/12/31	6/22/2004	36,081 51	34,940 35	1,121 16
8,400 00	WOLTERS KLUWER	CVA EUR0 12	86/12/31-04/12/31	6/22/2004	147,994 20	146,497 27	1,496 93
1,600 00	WOLTERS KLUWER	CVA EUR0 12	86/12/31-04/12/31	6/22/2004	27,887 38	27,894 95	(7 57)
13,000 00	SANOFI SYNTHELABO	EUR2	86/12/31-04/12/31	6/16/2004	844,451 81	836,738 94	7,712 87
200 00	GEBERIT	CHF1(REGD)	86/12/31-04/12/31	6/22/2004	131,166 01	126,405 49	4,760 52
22,600 00	ASSA ABLOY	SEK1 SER B	86/12/31-04/12/31	6/22/2004	282,110 87	279,181 24	2,929 63
4,100 00	ASSA ABLOY	SEK1 SER B	86/12/31-04/12/31	6/22/2004	50,568 88	50,049 88	519 00
22,000 00	SVENSKA HANDELSBANKEN SERIES A	PV SEK4	86/12/31-04/12/31	6/22/2004	434,149 19	431,581 98	2,567 21
4,600 00	SVENSKA HANDELSBANKEN SERIES A	PV SEK4	86/12/31-04/12/31	6/22/2004	90,109 82	90,239 87	(130 05)
20,100 00	METSO OYJ	FIM50	86/12/31-04/12/31	6/22/2004	235,192 33	231,686 93	3,505 40
4,000 00	METSO OYJ	FIM50	86/12/31-04/12/31	6/22/2004	46,404 37	46,106 85	297 52
10,600 00	SIEMENS AG NPV (REGD)	NPV (REGD)	86/12/31-04/12/31	6/16/2004	744,159 63	748,150 11	(3,990 48)
4,700 00	SOGECABLE ORD SHS	EUR2	86/12/31-04/12/31	6/22/2004	182,994 47	181,841 03	1,153 44
800 00	SOGECABLE ORD SHS	EUR2	86/12/31-04/12/31	6/22/2004	30,798 71	30,951 66	(152 95)
19,600 00	TELEFONICA SA	EUR 1	86/12/31-04/12/31	6/22/2004	283,052 91	283,661 91	(609 00)
3,700 00	TELEFONICA SA	EUR 1	86/12/31-04/12/31	6/22/2004	53,480 24	53,548 42	(68 18)
50,950 00	MASCO CORP	COM	86/12/31-04/12/31	6/16/2004	1,483,343 94	1,491,816 00	(8,472 06)
18,100 00	FIAT SPA	EUR 5	86/12/31-04/12/31	6/22/2004	135,852 93	135,611 77	241 16
3,600 00	FIAT SPA	EUR 5	86/12/31-04/12/31	6/22/2004	27,722 89	26,972 51	750 38
7,400 00	BAYERISCHE MOTOREN WERKE AG	EUR1	86/12/31-04/12/31	6/22/2004	316,562 95	314,844 28	1,718 67
1,300 00	BAYERISCHE MOTOREN WERKE AG	EUR1	86/12/31-04/12/31	6/22/2004	55,128 85	55,231 84	(102 99)
7,700 00	BCO POPULAR ESP	EUR0 5	86/12/31-04/12/31	6/22/2004	440,035 74	436,097 35	3,938 39
1,400 00	BCO POPULAR ESP	EUR0 5	86/12/31-04/12/31	6/22/2004	78,640 08	79,290 43	(650 35)
2,200 00	COLOPLAST	DKK10 B(REGD)	86/12/31-04/12/31	6/22/2004	209,250 35	206,799 65	2,450 70
400 00	COLOPLAST	DKK10 B(REGD)	86/12/31-04/12/31	6/22/2004	38,198 43	37,599 93	598 50
13,600 00	MERCURY GEN CORP	COM	86/12/31-04/12/31	6/22/2004	677,960 00	688,820 96	(10,860 96)
2,600 00	MERCURY GEN CORP	COM	86/12/31-04/12/31	6/21/2004	129,565 88	131,686 36	(2,120 48)
67,600 00	NOKIA (AB) OY	EUR0 06	86/12/31-04/12/31	6/16/2004	950,468 75	952,519 98	(2,051 23)
12,700 00	NOKIA (AB) OY	EUR0 06	86/12/31-04/12/31	6/16/2004	179,353 69	178,949 76	403 93
23,200 00	NOKIA (AB) OY	EUR0 06	86/12/31-04/12/31	6/16/2004	326,196 38	326,900 35	(703 97)
58,751 00	METLIFE INC	COM	86/12/31-04/12/31	6/16/2004	2,094,312 48	2,117,973 55	(23,661 07)
7,933 00	AEGON NV	EUR0 12	86/12/31-04/12/31	6/16/2004	94,489 46	95,481 76	(992 30)
16,171 00	AEGON NV	EUR0 12	86/12/31-04/12/31	6/16/2004	192,360 51	194,634 50	(2,273 99)
6,596 00	AEGON NV	EUR0 12	86/12/31-04/12/31	6/16/2004	78,564 54	79,389 60	(825 06)
4,400 00	E BISCOM SPA	ITL1000	86/12/31-04/12/31	6/22/2004	237,950 89	240,908 30	(2,957 41)
900 00	E BISCOM SPA	ITL1000	86/12/31-04/12/31	6/22/2004	47,898 17	49,276 70	(1,378 53)
13,400 00	MICROSOFT CORP	COM	86/12/31-04/12/31	6/22/2004	379,890 00	365,822 00	14,068 00
2,700 00	MICROSOFT CORP	COM	86/12/31-04/12/31	6/21/2004	77,002 19	73,764 00	3,238 19
125 00	ASML HOLDING NV	EUR0 02	86/12/31-04/12/31	6/16/2004	1,996 16	2,048 05	(51 89)
8,475 00	ASML HOLDING NV	EUR0 02	86/12/31-04/12/31	6/16/2004	136,485 35	138,857 49	(2,392 14)
43,338 00	KON KPN NV	EUR0 24	86/12/31-04/12/31	6/16/2004	311,476 88	314,230 95	(2,754 07)
2,062 00	KON KPN NV	EUR0 24	86/12/31-04/12/31	6/16/2004	14,805 53	14,950 95	(145 42)
36,300 00	KON KPN NV	EUR0 24	86/12/31-04/12/31	6/22/2004	264,093 46	263,200 51	892 95
6,800 00	KON KPN NV	EUR0 24	86/12/31-04/12/31	6/22/2004	49,349 63	49,304 78	44 85
160,700 00	ERICSSON (LM) TEL	SEK1 SER B	86/12/31-04/12/31	6/22/2004	438,442 95	451,164 82	(12,721 87)
31,200 00	ERICSSON (LM) TEL	SEK1 SER B	86/12/31-04/12/31	6/22/2004	83,548 46	87,203 44	(3,654 98)
6,200 00	WILLIAM DEMANT HOL	DKK1	86/12/31-04/12/31	6/22/2004	234,162 65	231,817 82	2,344 83
1,200 00	WILLIAM DEMANT HOL	DKK1	86/12/31-04/12/31	6/22/2004	45,681 93	44,867 96	813 97
154 00	LINDT + SPRUENGLI	PTG CERT CHF10	86/12/31-04/12/31	6/16/2004	160,387 40	168,148 97	(7,761 57)
13,900 00	VESTAS WIND SYSTEMS	DKK1	86/12/31-04/12/31	6/22/2004	200,693 37	205,418 72	(4,725 35)
2,400 00	VESTAS WIND SYSTEMS	DKK1	86/12/31-04/12/31	6/22/2004	35,139 95	35,467 98	(328 03)
24,800 00	ALCATEL	EUR2	86/12/31-04/12/31	6/22/2004	345,217 93	345,417 17	(199 24)
4,400 00	ALCATEL	EUR2	86/12/31-04/12/31	6/22/2004	61,309 65	61,283 69	25 96
13,335 00	PHILIPS ELEC(KON)	EUR0 20	86/12/31-04/12/31	6/16/2004	350,167 68	350,172 14	(4 46)
6,901 00	PHILIPS ELEC(KON)	EUR0 20	86/12/31-04/12/31	6/16/2004	181,215 38	181,217 70	(2 32)
17,400 00	PHILIPS ELEC(KON)	EUR0 20	86/12/31-04/12/31	6/22/2004	450,450 35	456,917 53	(6,467 18)
3,100 00	PHILIPS ELEC(KON)	EUR0 20	86/12/31-04/12/31	6/22/2004	80,166 53	81,404 85	(1,238 32)
9,000 00	AISIN SEIKI CO	JPY50	86/12/31-04/12/31	6/22/2004	184,863 53	180,596 54	4,266 99
1,600 00	AISIN SEIKI CO	JPY50	86/12/31-04/12/31	6/22/2004	33,469 43	32,106 05	1,363 38
72,000 00	HANG LUNG PROP	HKD1	86/12/31-04/12/31	6/16/2004	93,862 48	96,998 94	(3,136 46)
1,020 00	ACOM CO	JPY50	86/12/31-04/12/31	6/16/2004	67,699 44	66,657 65	1,041 79
350 00	ACOM CO	JPY50	86/12/31-04/12/31	6/16/2004	23,357 70	22,872 72	484 98
5,050 00	ACOM CO	JPY50	86/12/31-04/12/31	6/16/2004	337,018 20	330,020 74	6,997 46
44,000 00	ASIA SATELLITE TEL	HKD0 10	86/12/31-04/12/31	6/22/2004	73,341 80	71,374 99	1,966 81
5,000 00	ASIA SATELLITE TEL	HKD0 10	86/12/31-04/12/31	6/23/2004	8,325 49	8,110 79	214 70
29,000 00	AUST + NZ BANK GRP	NPV	86/12/31-04/12/31	6/22/2004	370,943 47	362,331 84	8,611 63
5,800 00	AUST + NZ BANK GRP	NPV	86/12/31-04/12/31	6/22/2004	74,170 22	72,466 37	1,703 85
20 00	YAHOO JAPAN CORP	JPY50000	86/12/31-04/12/31	6/16/2004	185,097 56	188,884 85	(3,787 29)
8,500 00	CLP HOLDINGS	HKD5	86/12/31-04/12/31	6/16/2004	46,215 50	45,458 04	757 46
66,500 00	CLP HOLDINGS	HKD5	86/12/31-04/12/31	6/16/2004	359,649 58	355,642 34	4,007 24

THE ROCKEFELLER FOUNDATION
EMPLOYEE ID NO 13-1659629
GAIN AND LOSSES FOR TAX ON INVESTMENT INCOME
FORM 990 PF 2004, PART IV

Shares/Par Value	Security Name	Security Description	Date Bought	Date Sold	Proceeds	Cost	Realized
3,500 00	CLP HOLDINGS	HKD5	86/12/31-04/12/31	6/16/2004	19,029 91	18,718 02	311 89
11,000 00	TOPPAN FORMS	JPY50	86/12/31-04/12/31	6/22/2004	148,001 11	147,319 20	681 91
2,200 00	TOPPAN FORMS	JPY50	86/12/31-04/12/31	6/22/2004	29,590 35	29,463 84	126 51
101 00	NTT DOCOMO	NPV	86/12/31-04/12/31	6/16/2004	184,328 32	181,170 00	3,158 32
25 00	NTT DOCOMO	NPV	86/12/31-04/12/31	6/16/2004	45,367 05	44,844 06	522 99
81 00	NTT DOCOMO	NPV	86/12/31-04/12/31	6/22/2004	145,905 71	145,294 76	610 95
14 00	NTT DOCOMO	NPV	86/12/31-04/12/31	6/22/2004	25,432 36	25,112 67	319 69
15,000 00	ANGLO AMERICAN	USD0 50	86/12/31-04/12/31	6/22/2004	310,133 24	304,344 24	5,789 00
3,000 00	ANGLO AMERICAN	USD0 50	86/12/31-04/12/31	6/22/2004	61,847 80	60,868 85	978 95
102,000 00	AVENG	ZAR 0 05	86/12/31-04/12/31	6/22/2004	123,103 49	121,268 71	1,834 78
20,400 00	AVENG	ZAR 0 05	86/12/31-04/12/31	6/22/2004	24,481 62	24,253 74	227 88
14,000 00	MOODYS CORP	COM	86/12/31-04/12/31	6/22/2004	917,280 00	929,924 66	(12,644 66)
2,600 00	MOODYS CORP	COM	86/12/31-04/12/31	6/21/2004	171,399 94	172,718 52	(1,318 58)
9,000 00	EDGARS CONSOLIDATED STORES		86/12/31-04/12/31	6/22/2004	205,956 12	203,495 10	2,461 02
1,800 00	EDGARS CONSOLIDATED STORES		86/12/31-04/12/31	6/22/2004	42,058 41	40,699 02	1,359 39
12,200 00	CANON INC	JPY50	86/12/31-04/12/31	6/16/2004	638,053 30	623,638 67	14,414 63
800 00	CANON INC	JPY50	86/12/31-04/12/31	6/16/2004	41,839 56	40,886 97	952 59
3,200 00	CANON INC	JPY50	86/12/31-04/12/31	6/16/2004	167,358 24	163,547 86	3,810 38
1,800 00	CANON INC	JPY50	86/12/31-04/12/31	6/16/2004	94,139 01	93,007 63	1,131 38
101,000 00	CARTER HOLT HARVEY	NPV	86/12/31-04/12/31	6/22/2004	124,674 60	125,289 56	(614 96)
21,900 00	CARTER HOLT HARVEY	NPV	86/12/31-04/12/31	6/22/2004	27,458 22	27,150 84	307 38
30,000 00	CHIBA BANK	JPY50	86/12/31-04/12/31	6/22/2004	180,314 31	175,965 86	4,348 45
6,000 00	CHIBA BANK	JPY50	86/12/31-04/12/31	6/22/2004	36,717 28	35,193 17	1,524 11
327,000 00	I CABLE COMMUNICATION	HKD1	86/12/31-04/12/31	6/22/2004	125,783 82	124,567 09	1,216 73
100 00	MOTOROLA INC	COM	86/12/31-04/12/31	6/16/2004	1,862 00	1,990 00	(128 00)
59,900 00	MOTOROLA INC	COM	86/12/31-04/12/31	6/16/2004	1,097,911 33	1,192,010 00	(94,098 67)
574,000 00	SEMBCORP MARINE	SGD0 10	86/12/31-04/12/31	6/22/2004	312,619 92	318,851 79	(6,231 87)
118,000 00	SEMBCORP MARINE	SGD0 10	86/12/31-04/12/31	6/22/2004	62,730 96	64,436 95	(1,705 99)
41,000 00	GREAT EASTERN HLDG	SGD0 50	86/12/31-04/12/31	6/22/2004	288 976 28	289,358 22	(381 94)
8,000 00	GREAT EASTERN HLDG	SGD0 50	86/12/31-04/12/31	6/22/2004	55,816 88	56 770 59	(953 71)
19,000 00	DAI NIPPON PRINTNG	JPY50	86/12/31-04/12/31	6/22/2004	295,101 56	293,448 95	1,652 61
4,000 00	DAI NIPPON PRINTNG	JPY50	86/12/31-04/12/31	6/22/2004	62,938 67	61,778 73	1,159 94
160,000 00	HONG KONG EXCHANGE	HKD1	86/12/31-04/12/31	6/22/2004	311,830 88	322,446 37	(10,615 49)
23,372 00	HONG KONG EXCHANGE	HKD1	86/12/31-04/12/31	6/23/2004	44,270 08	47,054 20	(2,784 12)
14,000 00	GOLD FIELDS	ZAR0 50	86/12/31-04/12/31	6/22/2004	147,043 89	145,594 23	1,449 66
2,800 00	GOLD FIELDS	ZAR0 50	86/12/31-04/12/31	6/22/2004	29,374 13	29,118 85	255 28
279,500 00	JOHNSON ELEC HLDGS	HKD0 0125	86/12/31-04/12/31	6/16/2004	277,265 00	283,304 89	(6,039 89)
12 00	EAST JAPAN RAILWAY	JPY50000	86/12/31-04/12/31	6/16/2004	63,831 00	64,250 95	(619 95)
22 00	EAST JAPAN RAILWAY	JPY50000	86/12/31-04/12/31	6/16/2004	116,103 35	117,793 40	(1,690 05)
49 00	EAST JAPAN RAILWAY	JPY50000	86/12/31-04/12/31	6/22/2004	258,036 95	262,358 03	(4,321 08)
6 00	EAST JAPAN RAILWAY	JPY50000	86/12/31-04/12/31	6/22/2004	32,203 31	32,125 47	77 84
11,000 00	FAMILYMART CO	JPY50	86/12/31-04/12/31	6/22/2004	364,948 08	356,562 40	8,385 68
2,400 00	FAMILYMART CO	JPY50	86/12/31-04/12/31	6/22/2004	76,627 37	77,795 43	(1,168 06)
483,000 00	BIL INTERNATIONAL	USD0 20 SING REG	86/12/31-04/12/31	6/22/2004	213,822 65	214,922 64	(1,099 99)
97,000 00	BIL INTERNATIONAL	USD0 20 SING REG	86/12/31-04/12/31	6/22/2004	42,580 72	43,162 52	(581 80)
794,000 00	FIRST PACIFIC CO	USD0 01	86/12/31-04/12/31	6/22/2004	166,963 11	170,035 59	(3,072 48)
138,000 00	FIRST PACIFIC CO	USD0 01	86/12/31-04/12/31	6/23/2004	29,341 49	29,552 78	(211 29)
11,000 00	FUJI PHOTO FILM CO	JPY50	86/12/31-04/12/31	6/22/2004	342,707 48	347,387 98	(4,680 50)
2,000 00	FUJI PHOTO FILM CO	JPY50	86/12/31-04/12/31	6/22/2004	62,021 19	63,739 96	(1,718 77)
200 00	FANUC	JPY50	86/12/31-04/12/31	6/16/2004	11,585 78	11,375 52	210 26
9,400 00	FANUC	JPY50	86/12/31-04/12/31	6/16/2004	542,907 48	534,649 36	8,258 12
406,000 00	GUANGSHEN RAILWAY	H CNY1	86/12/31-04/12/31	6/22/2004	109,320 37	109,948 55	(628 18)
60,000 00	GUANGSHEN RAILWAY	H CNY1	86/12/31-04/12/31	6/23/2004	16,138 65	16,248 55	(109 90)
318,000 00	ADVANCED INFO SERV	THB1	86/12/31-04/12/31	6/22/2004	656,350 73	665,456 28	(9,105 55)
64,900 00	ADVANCED INFO SERV	THB1	86/12/31-04/12/31	6/22/2004	136,157 69	135,811 68	346 01
270,000 00	NEXT MEDIA	HKD1	86/12/31-04/12/31	6/22/2004	96,068 70	94,348 09	1,720 61
14,000 00	NEXT MEDIA	HKD1	86/12/31-04/12/31	6/23/2004	4,841 57	4,892 12	(50 55)
40,000 00	NEXT MEDIA	HKD1	86/12/31-04/12/31	6/24/2004	13,355 54	13,977 50	(621 96)
166,000 00	HENDERSON LAND DEV	HKD2	86/12/31-04/12/31	6/22/2004	661,948 24	696,079 25	(34,131 01)
23,000 00	HENDERSON LAND DEV	HKD2	86/12/31-04/12/31	6/23/2004	91,913 41	96,444 71	(4,531 30)
71,000 00	HITACHI	JPY50	86/12/31-04/12/31	6/22/2004	465,242 20	478,300 08	(13,057 88)
14,000 00	HITACHI	JPY50	86/12/31-04/12/31	6/22/2004	92,095 97	94,447 72	(2,351 75)
336,000 00	HONGKONG+SHANG HOT	HKD0 50	86/12/31-04/12/31	6/22/2004	190,637 33	194,966 82	(4,329 49)
45,500 00	HONGKONG+SHANG HOT	HKD0 50	86/12/31-04/12/31	6/23/2004	25,147 07	26,401 76	(1,254 69)
900 00	HOYA CORP	JPY50	86/12/31-04/12/31	6/16/2004	92,966 15	95,622 96	(2,656 81)
247,000 00	HYSAN DEVELOPMENT	HKD5	86/12/31-04/12/31	6/22/2004	354,707 56	368,999 46	(14,291 90)
47,000 00	HYSAN DEVELOPMENT	HKD5	86/12/31-04/12/31	6/23/2004	66,962 54	70,214 47	(3,251 93)
18,000 00	ORICA LTD	NPV	86/12/31-04/12/31	6/22/2004	184,937 33	184,939 34	(2 01)
3,700 00	ORICA LTD	NPV	86/12/31-04/12/31	6/22/2004	37,380 76	38,015 22	(634 46)
7,000 00	ITO YOKADO CO	JPY50	86/12/31-04/12/31	6/22/2004	295,285 36	303,173 38	(7,888 02)
1,000 00	ITO YOKADO CO	JPY50	86/12/31-04/12/31	6/22/2004	42,387 27	43,310 48	(923 21)
81,000 00	JARDINE MATHESON	USD0 25(SING QUOTE)	86/12/31-04/12/31	6/22/2004	850,500 00	891,000 00	(40,500 00)
16,000 00	JARDINE MATHESON	USD0 25(SING QUOTE)	86/12/31-04/12/31	6/22/2004	169,515 20	176,000 00	(6,484 80)
154,000 00	JARDINE STRATEGIC	US 0 05(SING QUOTE)	86/12/31-04/12/31	6/22/2004	777,700 00	766,920 00	10,780 00
32,000 00	JARDINE STRATEGIC	US 0 05(SING QUOTE)	86/12/31-04/12/31	6/22/2004	159,920 00	159,360 00	560 00
33,000 00	JD GROUP LTD	ZAR0 05	86/12/31-04/12/31	6/22/2004	211,034 47	206,352 21	4,682 26
6,600 00	JD GROUP LTD	ZAR0 05	86/12/31-04/12/31	6/22/2004	42,907 21	41,270 44	1,636 77
7,000 00	AEON CO LTD	JPY50	86/12/31-04/12/31	6/16/2004	288,988 11	287,958 59	1,029 52
10,000 00	KAO CORP	JPY50	86/12/31-04/12/31	6/22/2004	234,812 98	234,870 26	(57 28)
2,000 00	KAO CORP	JPY50	86/12/31-04/12/31	6/22/2004	48,350 84	47,047 94	1,302 90
11,000 00	ONWARD KASHIYAMA	JPY50	86/12/31-04/12/31	6/22/2004	172,667 96	171,689 29	978 67
2,000 00	ONWARD KASHIYAMA	JPY50	86/12/31-04/12/31	6/22/2004	32,148 26	31,216 24	932 02
75,000 00	KAWASAKI HEAVY IND	JPY50	86/12/31-04/12/31	6/22/2004	117 176 70	115,767 01	1,409 69
15,000 00	KAWASAKI HEAVY IND	JPY50	86/12/31-04/12/31	6/22/2004	23,670 81	23 153 40	517 41
41,000 00	KIRIN BREWERY CO	JPY50	86/12/31-04/12/31	6/22/2004	409,962 32	410,986 51	(1,024 19)

THE ROCKEFELLER FOUNDATION
EMPLOYEE ID NO 13-1659629
GAIN AND LOSSES FOR TAX ON INVESTMENT INCOME
FORM 990 PF 2004, PART IV

Shares/Par Value	Security Name	Security Description	Date Bought	Date Sold	Proceeds	Cost	Realized
9,000 00	KIRIN BREWERY CO	JPY50	86/12/31-04/12/31	6/22/2004	90,334 42	90,216 55	117 87
51,600 00	NEXTEL COMMUNICATIONS INC	CL A	86/12/31-04/12/31	6/22/2004	1,325,604 00	1,281,340 36	44,263 64
9,700 00	NEXTEL COMMUNICATIONS INC	CL A	86/12/31-04/12/31	6/21/2004	251,030 12	240,916 96	10,113 16
24,000 00	MBK PCL	THB10(ALIEN MKT)	86/12/31-04/12/31	6/22/2004	29,604 29	29,626 59	(22 30)
3,400 00	MBK PCL	THB10(ALIEN MKT)	86/12/31-04/12/31	6/23/2004	4,127 53	4,197 10	(69 57)
12,400 00	MBK PCL	THB10(ALIEN MKT)	86/12/31-04/12/31	6/24/2004	15,059 82	15,307 07	(247 25)
149,000 00	MANDARIN ORIENTAL	USD 0 05 SING QUOTE	86/12/31-04/12/31	6/22/2004	76,735 00	77,480 00	(745 00)
11,000 00	MANDARIN ORIENTAL	USD 0 05 SING QUOTE	86/12/31-04/12/31	6/22/2004	5,607 19	5,720 00	(112 81)
19,000 00	MANDARIN ORIENTAL	USD 0 05 SING QUOTE	86/12/31-04/12/31	6/23/2004	9,495 25	9,880 00	(384 75)
67 00	SUMITOMO MITSUI GR	NPV	86/12/31-04/12/31	6/22/2004	468,587 45	463,558 36	5,029 09
13 00	SUMITOMO MITSUI GR	NPV	86/12/31-04/12/31	6/22/2004	88,857 29	89,944 16	(1,086 87)
7,000 00	ANGLOGOLD ASHANTI LTD	ZAR0 25	86/12/31-04/12/31	6/22/2004	223,659 88	216,251 16	7,408 72
1,400 00	ANGLOGOLD ASHANTI LTD	ZAR0 25	86/12/31-04/12/31	6/22/2004	43,949 93	43,250 23	699 70
290,500 00	NORTEL NETWORKS CORP	COM	86/12/31-04/12/31	6/22/2004	1,301,286 62	1,189,830 44	111,456 18
56,000 00	NORTEL NETWORKS CORP	COM	86/12/31-04/12/31	6/21/2004	254,500 29	229,364 90	25,135 39
76,000 00	WMC RESORCES LTD	NPV	86/12/31-04/12/31	6/22/2004	257,836 54	244,963 32	12,873 22
16,600 00	WMC RESORCES LTD	NPV	86/12/31-04/12/31	6/22/2004	56,714 37	53,505 15	3,209 22
15,000 00	MATSUSHITA ELC IND	JPY50	86/12/31-04/12/31	6/22/2004	205,679 63	206,876 08	(1,196 45)
2,513 00	MATSUSHITA ELC IND	JPY50	86/12/31-04/12/31	6/22/2004	34,945 06	34,705 35	239 71
33,000 00	MATSUSHITA ELC WKS	JPY50	86/12/31-04/12/31	6/22/2004	285,387 37	287,111 72	(1,724 35)
7,000 00	MATSUSHITA ELC WKS	JPY50	86/12/31-04/12/31	6/22/2004	62,810 22	61,143 53	1,666 69
1,000 00	MITSUBISHI ESTATE	JPY50	86/12/31-04/12/31	6/16/2004	12,566 40	12,404 65	161 75
54,000 00	MITSUBISHI ESTATE	JPY50	86/12/31-04/12/31	6/16/2004	676,740 27	660,881 59	15,858 68
30,000 00	MITSUBISHI CORP	JPY50	86/12/31-04/12/31	6/22/2004	290,322 57	289,826 12	496 45
6,000 00	MITSUBISHI CORP	JPY50	86/12/31-04/12/31	6/22/2004	58,351 30	57,965 22	386 08
29,000 00	MITSUBISHI GAS CHM	JPY50	86/12/31-04/12/31	6/22/2004	111,938 23	112,961 36	(1,023 13)
6,000 00	MITSUBISHI GAS CHM	JPY50	86/12/31-04/12/31	6/22/2004	23,505 67	23,371 32	134 35
23,000 00	RINKER GROUP	NPV	86/12/31-04/12/31	6/22/2004	127,194 42	122,502 27	4,692 15
4,800 00	RINKER GROUP	NPV	86/12/31-04/12/31	6/22/2004	26,278 45	25,565 69	712 76
145,000 00	FIRSTRAND	ZAR0 01	86/12/31-04/12/31	6/22/2004	230,454 59	227,656 92	2,797 67
29,000 00	FIRSTRAND	ZAR0 01	86/12/31-04/12/31	6/22/2004	46,556 73	45,531 38	1,025 35
84,000 00	SIAM CEMENT CO	THB1	86/12/31-04/12/31	6/22/2004	471,910 15	470,160 63	1,749 52
18,500 00	SIAM CEMENT CO	THB1	86/12/31-04/12/31	6/22/2004	103,800 29	103,547 28	253 01
3,900 00	MURATA MFG CO	JPY50	86/12/31-04/12/31	6/16/2004	212,466 52	218,516 16	(6,049 64)
30,000 00	NGK INSULATORS	JPY50	86/12/31-04/12/31	6/22/2004	232,147 77	228,810 09	3,337 68
6,000 00	NGK INSULATORS	JPY50	86/12/31-04/12/31	6/22/2004	46,791 14	45,762 02	1,029 12
11,900 00	NATL AUSTRALIA BK	NPV	86/12/31-04/12/31	6/16/2004	238,233 08	241,327 04	(3,093 96)
60,000 00	NATIONAL FOODS LTD	NPV	86/12/31-04/12/31	6/22/2004	182,868 66	182,402 73	465 93
12,900 00	NATIONAL FOODS LTD	NPV	86/12/31-04/12/31	6/22/2004	39,205 69	39,216 59	(10 90)
169,000 00	NATIONAL FINANCE PUBLIC	THB10	86/12/31-04/12/31	6/22/2004	58,617 48	59,209 88	(592 40)
31,800 00	NATIONAL FINANCE PUBLIC	THB10	86/12/31-04/12/31	6/22/2004	11,015 76	11,141 29	(125 53)
32,000 00	NEDCOR LTD	R1	86/12/31-04/12/31	6/22/2004	319,749 22	317,512 56	2,236 66
6,400 00	NEDCOR LTD	R1	86/12/31-04/12/31	6/22/2004	64,219 63	63,502 51	717 12
996,000 00	NEW WORLD DEVEL CO	HKD1	86/12/31-04/12/31	6/22/2004	676,847 74	708,851 34	(32,003 60)
163,000 00	NEW WORLD DEVEL CO	HKD1	86/12/31-04/12/31	6/23/2004	111,067 58	116,006 80	(4,939 22)
5,900 00	NEC ELECTRONICS	CP NPV	86/12/31-04/12/31	6/16/2004	354,637 49	355,255 09	(617 60)
3,000 00	NINTENDO CO	JPY50	86/12/31-04/12/31	6/22/2004	335,539 01	339,401 64	(3,862 63)
900 00	NINTENDO CO	JPY50	86/12/31-04/12/31	6/22/2004	101,977 15	101,820 49	156 66
3,000 00	NIKKO CORDIAL CORP	JPY50	86/12/31-04/12/31	6/16/2004	15,226 77	15,283 33	(56 56)
40,000 00	NIKKO CORDIAL CORP	JPY50	86/12/31-04/12/31	6/16/2004	202,491 30	203,777 69	(1,286 39)
5,000 00	NEC CORP	JPY50	86/12/31-04/12/31	6/16/2004	33,731 33	34,871 05	(1,139 72)
22,000 00	NEC CORP	JPY50	86/12/31-04/12/31	6/16/2004	148,313 96	153,432 62	(5,118 66)
19,000 00	NIPPON MEAT PACKER	JPY50	86/12/31-04/12/31	6/22/2004	225,953 49	212,539 15	13,414 34
3,000 00	NIPPON MEAT PACKER	JPY50	86/12/31-04/12/31	6/22/2004	35,974 13	33,558 82	2,415 31
88 00	NIPPON TEL+TEL CP	JPY50000	86/12/31-04/12/31	6/22/2004	436,724 57	449,339 24	(12,614 67)
12 00	NIPPON TEL+TEL CP	JPY50000	86/12/31-04/12/31	6/22/2004	60,993 62	61,273 53	(279 91)
57,000 00	NIPPON OIL CORP	JPY50	86/12/31-04/12/31	6/22/2004	348,359 55	351,494 39	(3,134 84)
12,000 00	NIPPON OIL CORP	JPY50	86/12/31-04/12/31	6/22/2004	74,755 72	74,199 85	555 87
3,400 00	NISSIN FOOD PRODS	JPY50	86/12/31-04/12/31	6/16/2004	86,070 37	84,598 62	1,471 75
42,400 00	NISSAN MOTOR CO	JPY50	86/12/31-04/12/31	6/16/2004	437,616 91	435,464 21	2,152 70
54,700 00	NISSAN MOTOR CO	JPY50	86/12/31-04/12/31	6/16/2004	567,686 02	560,608 43	7,077 59
24,000 00	NISSHINBO IND INC	JPY50	86/12/31-04/12/31	6/22/2004	176,233 80	176,946 47	(712 67)
4,000 00	NISSHINBO IND INC	JPY50	86/12/31-04/12/31	6/22/2004	30,533 51	29,491 08	1,042 43
7,000 00	NOMURA HOLDINGS	JPY50	86/12/31-04/12/31	6/16/2004	106,015 34	104,047 23	1,968 11
9,000 00	NOMURA HOLDINGS	JPY50	86/12/31-04/12/31	6/16/2004	136,305 44	133,775 02	2,530 42
45 000 00	NOMURA HOLDINGS	JPY50	86/12/31-04/12/31	6/16/2004	679,816 18	668,875 06	10,941 12
73,350 00	O/SEAS CHINESE BK	SGD1	86/12/31-04/12/31	6/16/2004	524,781 88	515,843 77	8,938 11
44,000 00	O/SEAS UNION ENTPR	SGD1	86/12/31-04/12/31	6/22/2004	180,690 27	182,992 09	(2,301 82)
9,000 00	O/SEAS UNION ENTPR	SGD1	86/12/31-04/12/31	6/22/2004	36,717 21	37,430 20	(712 99)
71,900 00	NORTHWEST AIRLS CORP	CLASS A	86/12/31-04/12/31	6/22/2004	733,380 00	716,181 52	17,198 48
15,700 00	NORTHWEST AIRLS CORP	CLASS A	86/12/31-04/12/31	6/21/2004	160,431 40	156,384 56	4,046 84
16,000 00	PRETORIA PORT CMNT	ZAR1	86/12/31-04/12/31	6/22/2004	376,175 55	377,277 53	(1,101 98)
3,200 00	PRETORIA PORT CMNT	ZAR1	86/12/31-04/12/31	6/22/2004	75,588 77	75,455 51	133 26
54,000 00	VENFIN	ZAR0 01	86/12/31-04/12/31	6/22/2004	166,316 60	165,111 52	1,205 08
10,800 00	VENFIN	ZAR0 01	86/12/31-04/12/31	6/22/2004	33,646 73	33,022 30	624 43
154,000 00	RMB HOLDINGS	ZAR0 01	86/12/31-04/12/31	6/22/2004	386,206 90	381,743 19	4,463 71
30,800 00	RMB HOLDINGS	ZAR0 01	86/12/31-04/12/31	6/22/2004	77,540 85	76,348 64	1,192 21
700 00	SAMSUNG ELECTRONIC	KRW5000	86/12/31-04/12/31	6/16/2004	262,696 12	258,021 51	4,674 61
88,000 00	SANTOS LTD	NPV	86/12/31-04/12/31	6/22/2004	435,685 36	427,463 81	8,221 55
19,000 00	SANTOS LTD	NPV	86/12/31-04/12/31	6/22/2004	94,503 37	92,266 59	2,236 78
8,000 00	SECOM CO	JPY50	86/12/31-04/12/31	6/22/2004	328,646 26	334,861 76	(6,215 50)
2,000 00	SECOM CO	JPY50	86/12/31-04/12/31	6/22/2004	84,224 05	83,715 44	508 61
1,900 00	SHIMAMURA CO	JPY50	86/12/31-04/12/31	6/16/2004	161,252 64	164,084 63	(2,831 99)
8,200 00	SHIN ETSU CHEM CO	JPY50	86/12/31-04/12/31	6/16/2004	283,471 48	284,886 29	(1,414 81)
1,700 00	SHIN ETSU CHEM CO	JPY50	86/12/31-04/12/31	6/16/2004	58,964 00	58,382 91	581 09

THE ROCKEFELLER FOUNDATION
EMPLOYEE ID NO 13-1659629
GAIN AND LOSSES FOR TAX ON INVESTMENT INCOME
FORM 990 PF 2004, PART IV

Shares/Par Value	Security Name	Security Description	Date Bought	Date Sold	Proceeds	Cost	Realized
8,800 00	SHIN ETSU CHEM CO	JPY50	86/12/31-04/12/31	6/16/2004	305 225 41	302,217 41	3,008 00
8,000 00	SHIONOGI + CO	JPY50	86/12/31-04/12/31	6/16/2004	134,431 64	132,074 10	2,357 54
15,000 00	SHISEIDO CO	JPY50	86/12/31-04/12/31	6/22/2004	186,655 64	183,697 31	2,958 33
2,000 00	SHISEIDO CO	JPY50	86/12/31-04/12/31	6/22/2004	25,267 21	24,492 98	774 23
308,000 00	SINGAPORE TELECOMM	SGD0 15	86/12/31-04/12/31	6/16/2004	395,534 85	405,617 39	(10,082 54)
1,200 00	SONY CORP	JPY50	86/12/31-04/12/31	6/16/2004	44,890 36	44,242 65	647 71
1,300 00	SONY CORP	JPY50	86/12/31-04/12/31	6/16/2004	48,381 27	47,929 53	431 74
233,000 00	SMARTONE TELECOM	HKD0 10	86/12/31-04/12/31	6/22/2004	247,964 43	250,979 39	(3,014 96)
44,000 00	SMARTONE TELECOM	HKD0 10	86/12/31-04/12/31	6/23/2004	46,212 87	47,395 25	(1,182 38)
34,000 00	SUMITOMO ELEC INDS	JPY50	86/12/31-04/12/31	6/22/2004	323,407 76	322,912 78	494 98
7,000 00	SUMITOMO ELEC INDS	JPY50	86/12/31-04/12/31	6/22/2004	67,434 29	66,482 05	952 24
39,000 00	SUMITOMO METAL MNG	JPY50	86/12/31-04/12/31	6/22/2004	239,068 09	230,880 27	8,187 82
8,000 00	SUMITOMO METAL MNG	JPY50	86/12/31-04/12/31	6/22/2004	50,057 34	47,360 06	2,697 28
16,000 00	SUMITOMO FORESTRY	JPY50	86/12/31-04/12/31	6/22/2004	172,925 28	179,706 72	(6,781 44)
3,000 00	SUMITOMO FORESTRY	JPY50	86/12/31-04/12/31	6/22/2004	33,469 43	33,695 01	(225 58)
19,000 00	SUMITOMO CORP	JPY50	86/12/31-04/12/31	6/22/2004	145,804 61	146,120 67	(316 06)
3,000 00	SUMITOMO CORP	JPY50	86/12/31-04/12/31	6/22/2004	23,175 38	23,071 68	103 70
8,000 00	SUMITOMO TRUST+BKG	JPY50	86/12/31-04/12/31	6/16/2004	53,859 76	54,588 07	(728 31)
200 00	SUMITOMO TRUST+BKG	JPY50	86/12/31-04/12/31	6/17/2004	1,343 95	1,364 70	(20 75)
51,000 00	SUMITOMO TRUST+BKG	JPY50	86/12/31-04/12/31	6/22/2004	343,093 47	347,998 91	(4,905 44)
10,800 00	SUMITOMO TRUST+BKG	JPY50	86/12/31-04/12/31	6/22/2004	71,533 55	73,693 89	(2,160 34)
20,000 00	SUZUKI MOTOR CORP	JPY50	86/12/31-04/12/31	6/16/2004	351,205 34	344,714 86	6,490 48
10,000 00	MITSUI SUMITOMO INSURANCE CO	JPY50	86/12/31-04/12/31	6/16/2004	95,065 15	94,442 43	622 72
10,100 00	TAKEDA PHARMACEUTICAL CO LTD	JPY50	86/12/31-04/12/31	6/16/2004	433,767 65	423,336 94	10,430 71
1,100 00	TAKEDA PHARMACEUTICAL CO LTD	JPY50	86/12/31-04/12/31	6/16/2004	47,242 02	46,106 00	1,136 02
6,000 00	TAKEDA PHARMACEUTICAL CO LTD	JPY50	86/12/31-04/12/31	6/22/2004	254,756 00	251,487 30	3,268 70
700 00	TAKEDA PHARMACEUTICAL CO LTD	JPY50	86/12/31-04/12/31	6/22/2004	30,120 65	29,340 18	780 47
20,000 00	TANABE SEIYAKU CO	JPY50	86/12/31-04/12/31	6/22/2004	174,432 50	180,505 74	(6,073 24)
4,000 00	TANABE SEIYAKU CO	JPY50	86/12/31-04/12/31	6/22/2004	36,111 75	36,101 15	10 60
68,000 00	TELECOM CORP OF NZ	NPV (NZ LISTING)	86/12/31-04/12/31	6/22/2004	242,018 05	241,659 08	358 97
15,000 00	TELECOM CORP OF NZ	NPV (NZ LISTING)	86/12/31-04/12/31	6/22/2004	53,411 87	53,299 22	112 65
148,000 00	TELEVISION BROADCT	HKD0 05	86/12/31-04/12/31	6/22/2004	599,043 55	610,342 06	(11,298 51)
19,000 00	TELEVISION BROADCT	HKD0 05	86/12/31-04/12/31	6/23/2004	77,761 14	79,428 08	(1,666 94)
318,000 00	KASIKORNBANK PCL	THB10	86/12/31-04/12/31	6/22/2004	363,128 97	362,331 59	797 38
64,900 00	KASIKORNBANK PCL	THB10	86/12/31-04/12/31	6/22/2004	74,411 76	73,947 55	464 21
26,000 00	SIAM COMMERCIAL BK	THB10	86/12/31-04/12/31	6/22/2004	29,408 90	29,576 86	(167 96)
5,900 00	SIAM COMMERCIAL BK	THB10	86/12/31-04/12/31	6/22/2004	6,260 95	6,232 27	28 68
13,000 00	TOKYO BROADCASTING	JPY50	86/12/31-04/12/31	6/22/2004	227,001 19	229,756 14	(2,754 95)
2,400 00	TOKYO BROADCASTING	JPY50	86/12/31-04/12/31	6/22/2004	41,484 47	42,556 09	(1,071 62)
83,000 00	TOKYO GAS CO	JPY50	86/12/31-04/12/31	6/22/2004	295,202 61	289,534 89	5,667 72
17,000 00	TOKYO GAS CO	JPY50	86/12/31-04/12/31	6/22/2004	61,140 42	59,564 27	1,576 15
10,000 00	TOSTEM INAX HOLDING	JPY50	86/12/31-04/12/31	6/22/2004	209,539 56	208,834 61	704 95
1,000 00	TOSTEM INAX HOLDING	JPY50	86/12/31-04/12/31	6/22/2004	21,056 01	20,883 46	172 55
9,000 00	TOYOTA MOTOR CORP	JPY50	86/12/31-04/12/31	6/22/2004	354,011 58	346,616 34	7,395 24
2,200 00	TOYOTA MOTOR CORP	JPY50	86/12/31-04/12/31	6/22/2004	88,205 88	85,858 76	2,347 12
367,000 00	UTD INDUSTRIAL CP	SGD1	86/12/31-04/12/31	6/22/2004	191,329 58	195,326 32	(3,996 74)
73,000 00	UTD INDUSTRIAL CP	SGD1	86/12/31-04/12/31	6/22/2004	38,199 67	38,852 37	(652 70)
8,700 00	PPG INDS INC	COM	86/12/31-04/12/31	6/22/2004	535,137 00	522,676 86	12,460 14
1,600 00	PPG INDS INC	COM	86/12/31-04/12/31	6/21/2004	98,413 69	96,124 48	2,289 21
66,000 00	ALUMINA LIMITED	NPV	86/12/31-04/12/31	6/22/2004	245,755 62	237,678 48	8,077 14
14,500 00	ALUMINA LIMITED	NPV	86/12/31-04/12/31	6/22/2004	53,220 32	52,217 24	1,003 08
61,000 00	ILUKA RESOURCES	NPV	86/12/31-04/12/31	6/22/2004	188,860 88	184,457 85	4,403 03
12,600 00	ILUKA RESOURCES	NPV	86/12/31-04/12/31	6/22/2004	38,034 60	38,101 13	(66 53)
247,000 00	WHEELOCK + CO	HKD0 50	86/12/31-04/12/31	6/22/2004	291,366 88	302,484 54	(11,117 66)
44,000 00	WHEELOCK + CO	HKD0 50	86/12/31-04/12/31	6/23/2004	51,566 78	53,883 88	(2,317 10)
12,000 00	YAMAHA MOTOR CO	JPY50	86/12/31-04/12/31	6/22/2004	179,762 89	177,529 83	2,233 06
2,000 00	YAMAHA MOTOR CO	JPY50	86/12/31-04/12/31	6/22/2004	29,487 59	29,588 31	(100 72)
30,000 00	SOMPO JAPAN INS	JPY50	86/12/31-04/12/31	6/22/2004	289,771 17	290,915 69	(1,144 52)
6,000 00	SOMPO JAPAN INS	JPY50	86/12/31-04/12/31	6/22/2004	58,406 35	58,183 14	223 21
31,000 00	BANK OF YOKOHAMA	JPY50	86/12/31-04/12/31	6/22/2004	176,638 19	176,483 40	154 79
6,000 00	BANK OF YOKOHAMA	JPY50	86/12/31-04/12/31	6/22/2004	34,790 59	34,158 08	632 51
3,000 00	NORSKE SKOGSINDUST	ORD A NOK10	86/12/31-04/12/31	6/16/2004	48,931 28	50,219 10	(1,287 82)
2,500 00	NOVO NORDISK AS	DKK2 SER B	86/12/31-04/12/31	6/17/2004	121,804 66	117,421 18	4,383 48
17,200 00	PENNEY J C INC	COM	86/12/31-04/12/31	6/22/2004	651,020 00	630,698 20	20,321 80
3,200 00	PENNEY J C INC	COM	86/12/31-04/12/31	6/21/2004	121,344 04	117,339 20	4,004 84
11,400 00	AXA	EUR2 29	86/12/31-04/12/31	6/22/2004	242,318 49	237,488 31	4,832 18
2,000 00	AXA	EUR2 29	86/12/31-04/12/31	6/22/2004	42,237 47	41,664 26	573 21
10,400 00	NOVARTIS AG	CHF0 50 REGD	86/12/31-04/12/31	6/22/2004	478,281 16	472,385 89	5,895 27
1,800 00	NOVARTIS AG	CHF0 50 REGD	86/12/31-04/12/31	6/22/2004	82,462 52	81,311 40	1,151 12
1,917 00	ROCHE HOLDINGS AG	GENUSSCHEINE NPV	86/12/31-04/12/31	6/16/2004	196,638 66	192,448 41	4,190.25
2,283 00	ROCHE HOLDINGS AG	GENUSSCHEINE NPV	86/12/31-04/12/31	6/16/2004	230,417 36	229,191 30	1,226 06
1,750 00	HOLCIM	CHF2(REGD)	86/12/31-04/12/31	6/16/2004	91,485 21	92,481 93	(996 72)
5,200 00	INDITEX	EUR0 15	86/12/31-04/12/31	6/16/2004	116,861 44	120,240 10	(3,378 66)
534 00	UBS AG	CHF 80 (REGD)	86/12/31-04/12/31	6/16/2004	38 890 76	38,695 96	194 80
886 00	UBS AG	CHF 80 (REGD)	86/12/31-04/12/31	6/16/2004	64,526 61	64,203 41	323 20
4,880 00	UBS AG	CHF 80 (REGD)	86/12/31-04/12/31	6/16/2004	355,406 16	353,626 01	1,780 15
6,100 00	PEOPLESOFT INC	COM	86/12/31-04/12/31	6/16/2004	112,009 23	114,375 00	(2,365 77)
24,400 00	STATOIL ASA	NOK2 50	86/12/31-04/12/31	6/16/2004	302,533 12	306,939 53	(4,406 41)
19,200 00	STATOIL ASA	NOK2 50	86/12/31-04/12/31	6/16/2004	240,852 03	241,139 48	(287 45)
50,100 00	PEPSICO INC	COM	86/12/31-04/12/31	6/16/2004	2,761,943 33	2,752,995 00	8,948 33
49,900 00	ENI	EUR1	86/12/31-04/12/31	6/16/2004	1,062,291 08	1,036,585 84	25,705 24
1,300 00	LOGITECH INTL	CHF1 REGD	86/12/31-04/12/31	6/22/2004	60,622 03	59,955 81	666 22
200 00	LOGITECH INTL	CHF1 REGD	86/12/31-04/12/31	6/22/2004	9,066 56	9,223 97	(157 41)
75,450 00	PFIZER INC	COM	86/12/31-04/12/31	6/16/2004	2,651,922 41	2,690,547 00	(38,624 59)
665 00	CREDIT SUISSE GRP	CHF3 (REGD)	86/12/31-04/12/31	6/16/2004	23,297 43	23,418 85	(121 42)

THE ROCKEFELLER FOUNDATION
EMPLOYEE ID NO 13-1659629
GAIN AND LOSSES FOR TAX ON INVESTMENT INCOME
FORM 990 PF 2004, PART IV

Shares/Par Value	Security Name	Security Description	Date Bought	Date Sold	Proceeds	Cost	Realized
29,925 00	CREDIT SUISSE GRP	CHF3 (REGD)	86/12/31-04/12/31	6/16/2004	1,033,880 09	1,053,848 30	(19,968 21)
465 00	SWATCH GROUP	CHF2 25(BR)	86/12/31-04/12/31	6/16/2004	63,338 87	63,788 42	(449 55)
337 00	SWATCH GROUP	CHF2 25(BR)	86/12/31-04/12/31	6/16/2004	46,268 20	46,229 45	38 75
963 00	SWISS REINSURANCE	CHF0 1	86/12/31-04/12/31	6/16/2004	60,484 32	60,565 08	(80 76)
10,875 00	SWISS REINSURANCE	CHF0 1	86/12/31-04/12/31	6/16/2004	677,688 18	682,774 28	(5,086 10)
1,559 00	SWISS REINSURANCE	CHF0 1	86/12/31-04/12/31	6/16/2004	97,918 02	98,013 58	(95 56)
1,522 00	ESSILOR INTL	EUR0 35	86/12/31-04/12/31	6/16/2004	97,038 36	95,799 04	1,239 32
103 00	ESSILOR INTL	EUR0 35	86/12/31-04/12/31	6/16/2004	6,566 98	6,483 12	83 86
675 00	ESSILOR INTL	EUR0 35	86/12/31-04/12/31	6/16/2004	43,038 06	42,486 43	549 63
32,655 00	CREDIT AGRICOLE SA	EUR3	86/12/31-04/12/31	6/16/2004	802,822 75	799,893 72	2,929 03
253 00	CREDIT AGRICOLE SA	EUR3	86/12/31-04/12/31	6/16/2004	6,245 65	6,197 31	48 34
20,600 00	ARCELOR	NPV	86/12/31-04/12/31	6/22/2004	329,716 70	328,173 15	1,543 55
3,600 00	ARCELOR	NPV	86/12/31-04/12/31	6/22/2004	57,085 90	57,154 63	(68 73)
1,265 00	BNP PARIBAS	EUR2	86/12/31-04/12/31	6/16/2004	77,994 72	76,963 57	1,031 15
48 00	BNP PARIBAS	EUR2	86/12/31-04/12/31	6/16/2004	2,959 48	2,908 98	50 50
2,087 00	BNP PARIBAS	EUR2	86/12/31-04/12/31	6/16/2004	128,675 88	126,891 26	1,784 62
5,800 00	BNP PARIBAS	EUR2	86/12/31-04/12/31	6/22/2004	365,705 20	351,501 99	14,203 21
1,000 00	BNP PARIBAS	EUR2	86/12/31-04/12/31	6/22/2004	62,412 76	60,603 79	1,808 97
8,100 00	CIE DE ST GOBAIN	EUR4	86/12/31-04/12/31	6/22/2004	414,375 76	404,004 09	10,371 67
1,400 00	CIE DE ST GOBAIN	EUR4	86/12/31-04/12/31	6/22/2004	71,307 79	69,827 87	1,479 92
240,700 00	PRIMEDIA INC	COM	86/12/31-04/12/31	6/22/2004	625,820 00	683,178 81	(57,358 81)
50,200 00	PRIMEDIA INC	COM	86/12/31-04/12/31	6/21/2004	131,992 79	142,495 00	(10,502 21)
4,400 00	QUALCOMM INC	COM	86/12/31-04/12/31	6/16/2004	303,760 96	307,384 00	(3,623 04)
1,000 00	QUALCOMM INC	COM	86/12/31-04/12/31	6/16/2004	68,750 00	69,860 00	(1,110 00)
212,900 00	QWEST COMMUNICATIONS INTL INC	COM	86/12/31-04/12/31	6/22/2004	838,826 00	794,968 60	43,857 40
39,200 00	QWEST COMMUNICATIONS INTL INC	COM	86/12/31-04/12/31	6/21/2004	151,782 76	146,599 60	5,183 16
10,500 00	RAYTHEON CO	COM NEW	86/12/31-04/12/31	6/22/2004	368,550 00	365,091 30	3,458 70
2,000 00	RAYTHEON CO	COM NEW	86/12/31-04/12/31	6/21/2004	69,437 37	69,541 20	(103 83)
2,800 00	ANTENA 3 TV	EUR3	86/12/31-04/12/31	6/16/2004	140,145 24	134,466 70	5,678 54
43,400 00	ROGERS COMMUNICATIONS INC	CL B	86/12/31-04/12/31	6/22/2004	796,727 26	795,791 70	935 56
8,800 00	ROGERS COMMUNICATIONS INC	CL B	86/12/31-04/12/31	6/21/2004	160,000 00	161,358 69	(1,358 69)
18,800 00	YARA INTERNATIONAL	NOK1 70	86/12/31-04/12/31	6/16/2004	141,305 55	140,700 25	605 30
205 00	HEINEKEN NV	EUR1 60	86/12/31-04/12/31	6/16/2004	6,754 17	6,834 94	(80 77)
15,161 00	HEINEKEN NV	EUR1 60	86/12/31-04/12/31	6/16/2004	499,344 57	505,485 14	(6,140 57)
13,100 00	HEINEKEN NV	EUR1 60	86/12/31-04/12/31	6/22/2004	436,027 05	436,511 61	(484 56)
2,600 00	HEINEKEN NV	EUR1 60	86/12/31-04/12/31	6/22/2004	86,073 97	86,447 94	(373 97)
34,200 00	SBC COMMUNICATIONS INC	COM	86/12/31-04/12/31	6/22/2004	841,320 00	834,880 14	6,439 86
6,700 00	SBC COMMUNICATIONS INC	COM	86/12/31-04/12/31	6/21/2004	163,370 98	163,558 39	(187 41)
7,100 00	SLM CORP	COM	86/12/31-04/12/31	6/16/2004	276,325 55	269,658 00	6,667 55
28,600 00	SABRE HLDGS CORP	CL A	86/12/31-04/12/31	6/22/2004	777,062 00	802,924 98	(25,862 98)
5,700 00	SABRE HLDGS CORP	CL A	86/12/31-04/12/31	6/21/2004	153,839 40	160,023 51	(6,184 11)
23,300 00	SARA LEE CORP	COM	86/12/31-04/12/31	6/22/2004	533,570 00	536,720 16	(3,150 16)
4,400 00	SARA LEE CORP	COM	86/12/31-04/12/31	6/21/2004	101,329 62	101,354 88	(25 26)
74,000 00	SCHERING PLOUGH CORP	COM	86/12/31-04/12/31	6/22/2004	1,224,700 00	1,192,917 00	31,783 00
15,100 00	SCHERING PLOUGH CORP	COM	86/12/31-04/12/31	6/21/2004	254,655 54	243,419 55	11,235 99
13,000 00	SCOTTS CO	CL A	86/12/31-04/12/31	6/22/2004	862,290 00	863,872 10	(1,582 10)
2,500 00	SCOTTS CO	CL A	86/12/31-04/12/31	6/21/2004	165,980 11	166,129 25	(149 14)
16,200 00	SPRINT CORP	COM	86/12/31-04/12/31	6/16/2004	282,693 09	288,360 00	(5,666 91)
50,700 00	STAPLES INC	COM	86/12/31-04/12/31	6/16/2004	1,490,545 09	1,458,639 00	31,906 09
6,000 00	STATE STREET CORPORATION	COM	86/12/31-04/12/31	6/16/2004	285,363 51	291,360 00	(5,996 49)
219,800 00	SUN MICROSYSTEMS INC	COM	86/12/31-04/12/31	6/22/2004	887,992 00	924,259 00	(36,267 00)
41,300 00	SUN MICROSYSTEMS INC	COM	86/12/31-04/12/31	6/21/2004	170,152 01	173,666 50	(3,514 49)
7,200 00	THOMSON CORP	COM	86/12/31-04/12/31	6/16/2004	233,351 57	239,040 00	(5,688 43)
112,500 00	TIME WARNER INC NEW	COM	86/12/31-04/12/31	6/16/2004	1,971,673 80	1,968,750 00	2,923 80
100 00	TIME WARNER INC NEW	COM	86/12/31-04/12/31	6/16/2004	1,761 00	1,750 00	11 00
33,900 00	UNISYS CORP	COM	86/12/31-04/12/31	6/22/2004	470,871 00	474,860 51	(3,989 51)
6,600 00	UNISYS CORP	COM	86/12/31-04/12/31	6/21/2004	91,275 86	92,584 14	(1,308 28)
95,700 00	UNITEDGLOBALCOM	CL A	86/12/31-04/12/31	6/22/2004	670,857 00	700,514 43	(29,657 43)
17 500 00	UNITEDGLOBALCOM	CL A	86/12/31-04/12/31	6/21/2004	123,240 86	128,098 25	(4,857 39)
14,300 00	UNITRIN INC	COM	86/12/31-04/12/31	6/22/2004	596,739 00	611,079 04	(14,340 04)
2,900 00	UNITRIN INC	COM	86/12/31-04/12/31	6/21/2004	121,048 09	123,925 12	(2,877 03)
8,000 00	UNOCAL CORP	COM	86/12/31-04/12/31	6/16/2004	288,160 45	284,560 00	3,600 45
11,500 00	WASHINGTON MUT INC	COM	86/12/31-04/12/31	6/16/2004	467,513 50	468,855 00	(1,341 50)
27,600 00	WASTE MGMT INC DEL	COM	86/12/31-04/12/31	6/22/2004	812,544 00	821,529 07	(8,985 07)
5,400 00	WASTE MGMT INC DEL	COM	86/12/31-04/12/31	6/21/2004	159,768 22	160,891 38	(1,123 16)
3 300 00	WELLS FARGO + CO NEW	COM	86/12/31-04/12/31	6/16/2004	192,199 38	193,413 00	(1,213 62)
200 00	XILINX INC	COM	86/12/31-04/12/31	6/16/2004	6,968 00	7,212 00	(244 00)
2,300 00	XILINX INC	COM	86/12/31-04/12/31	6/16/2004	80,499 03	82,938 00	(2,438 97)
82,400 00	XEROX CORP	COM	86/12/31-04/12/31	6/22/2004	1,171,728 00	1,179,184 95	(7,456 95)
17,700 00	XEROX CORP	COM	86/12/31-04/12/31	6/21/2004	252,985 49	253,745 43	(759 94)
100,000 00	SINGAPORE PRESS HD	SGD0 20	86/12/31-04/12/31	6/22/2004	239,988 40	253,167 85	(13,179 45)
977 00	SYNTHES INC	CHF0 001(POST SUBD)	86/12/31-04/12/31	6/16/2004	112,087 42	114,434 61	(2,347 19)
2,500 00	GROUPE DANONE	EUR0 50	86/12/31-04/12/31	6/22/2004	219,926 33	215,562 66	4,363 67
300 00	GROUPE DANONE	EUR0 50	86/12/31-04/12/31	6/22/2004	26,198 85	25,845 05	353 80
2,200 00	INGERSOLL RAND COMPANY LIMITED	CL A	86/12/31-04/12/31	6/16/2004	151,072 44	150,128 00	944 44
2,100 00	XL CAPITAL LTD	SHS A	86/12/31-04/12/31	6/16/2004	163,208 18	159,999 00	3,209 18
22,100 00	AMAZON COM INC	COM	86/12/31-04/12/31	9/30/2004	902,653 36	902,564 00	89 36
22,510 00	AMERICAN INTL GROUP INC	COM	86/12/31-04/12/31	9/30/2004	1,530,081 44	1,541,935 00	(11,853 56)
7,790 00	AMERICAN INTL GROUP INC	COM	86/12/31-04/12/31	9/30/2004	529,512 85	533,615 00	(4,102 15)
40,900 00	AMGEN INC	COM	86/12/31-04/12/31	9/30/2004	2,322,861 13	2,371,791 00	(48,929 87)
18,400 00	ANTHEM INC	COM	86/12/31-04/12/31	9/30/2004	1,605,086 43	1,593,808 00	11,278 43
2,000 00	APPLE COMPUTER	COM NPV	86/12/31-04/12/31	9/30/2004	77,468 18	77,360 00	108 18
61,300 00	APPLIED MATERIALS INC	COM	86/12/31-04/12/31	9/30/2004	1,009,893 84	1,003,481 00	6,412 84
26,400 00	AVON PRODS INC	COM	86/12/31-04/12/31	9/30/2004	1,152,729 01	1,137,576 00	15,153 01
8,800 00	AVON PRODS INC	COM	86/12/31-04/12/31	9/30/2004	384,243 00	379,192 00	5,051 00

THE ROCKEFELLER FOUNDATION
EMPLOYEE ID NO 13-1659629
GAIN AND LOSSES FOR TAX ON INVESTMENT INCOME
FORM 990 PF 2004, PART IV

Shares/Par Value	Security Name	Security Description	Date Bought	Date Sold	Proceeds	Cost	Realized
5,100 00	BAKER HUGHES INC	COM	86/12/31-04/12/31	9/30/2004	222,890 28	221,289 00	1,601 28
15,300 00	BED BATH + BEYOND INC	COM	86/12/31-04/12/31	9/30/2004	567,540 21	570,231 00	(2,690 79)
44,175 00	BOSTON SCIENTIFIC CORP	COM	86/12/31-04/12/31	9/30/2004	1,754,369 05	1,731,660 00	22,709 05
14,725 00	BOSTON SCIENTIFIC CORP	COM	86/12/31-04/12/31	9/30/2004	584 789 68	577,220 00	7,569 68
46,900 00	BROADCOM CORP	CL A	86/12/31-04/12/31	9/30/2004	1,279,167 55	1,278,025 00	1 142 55
1,600 00	CAREMARK RX INC	COM	86/12/31-04/12/31	9/30/2004	51 286 79	51,680 00	(393 21)
20,500 00	CARNIVAL CORP	PAIRED 1 COM CARN +1 TR SH BEN	86/12/31-04/12/31	9/30/2004	969,114 81	971,495 00	(2,380 19)
85,000 00	CISCO SYS INC	COM	86/12/31-04/12/31	9/30/2004	1,537,188 99	1,556,350 00	(19,161 01)
45,700 00	CITIGROUP INC	COM	86/12/31-04/12/31	9/30/2004	2,015,551 31	2,042,790 00	(27,238 69)
100 00	COCA COLA CO	COM	86/12/31-04/12/31	9/30/2004	4,003 40	4,001 00	2 40
40,775 00	CORNING INC	COM	86/12/31-04/12/31	9/30/2004	451,164 79	453,010 25	(1,845 46)
122,325 00	CORNING INC	COM	86/12/31-04/12/31	9/30/2004	1,353,494 40	1,359,030 75	(5,536 35)
68,400 00	DELL INC	COM	86/12/31-04/12/31	9/30/2004	2,433,957 02	2,424,096 00	9,861 02
22,800 00	DELL INC	COM	86/12/31-04/12/31	9/30/2004	811,319 00	808,032 00	3,287 00
7,300 00	EMC CORP	COM	86/12/31-04/12/31	9/30/2004	84,130 52	82,855 00	1,275 52
36,900 00	EBAY INC	COM	86/12/31-04/12/31	9/30/2004	3,391,953 11	3,400,704 00	(8,750 89)
43,100 00	ELECTRONIC ARTS INC	COM	86/12/31-04/12/31	9/30/2004	1,981,476 11	2,020,097 00	(38,620 89)
17,200 00	FOREST LABS INC	COM	86/12/31-04/12/31	9/30/2004	773,035 90	771,592 00	1,443 90
2,950 00	FRANKLIN RES INC	COM	86/12/31-04/12/31	9/30/2004	164,443 90	162,250 00	2,193 90
8,850 00	FRANKLIN RES INC	COM	86/12/31-04/12/31	9/30/2004	493,331 70	486,750 00	6,581 70
28,000 00	GENERAL ELEC CO	COM	86/12/31-04/12/31	9/30/2004	939,797 99	936,600 00	3,197 99
61,700 00	INTEL CORP	COM	86/12/31-04/12/31	9/30/2004	1,236,747 53	1,238,936 00	(2,188 47)
46,100 00	JPMORGAN CHASE + CO	COM	86/12/31-04/12/31	9/30/2004	1,830,818 64	1,829,248 00	1,570 64
84,100 00	JUNIPER NETWORKS INC	COM	86/12/31-04/12/31	9/30/2004	1,983,452 05	1 968,781 00	14,671 05
11,125 00	LOWES COS INC	USD0 50	86/12/31-04/12/31	9/30/2004	604,462 72	609,872 50	(5,409 78)
33,375 00	LOWES COS INC	USD0 50	86/12/31-04/12/31	9/30/2004	1,813,388 17	1,829,617 50	(16,229 33)
62,845 00	MBNA CORP	COM	86/12/31-04/12/31	9/30/2004	1,582,714 26	1,605,689 75	(22,975 49)
54,300 00	MICROSOFT CORP	COM	86/12/31-04/12/31	9/30/2004	1,500,545 36	1,497,051 00	3,494 36
30,800 00	NETWORK APPLIANCE INC	COM	86/12/31-04/12/31	9/30/2004	709,461 39	700,700 00	8,761 39
68,600 00	PFIZER INC	COM	86/12/31-04/12/31	9/30/2004	2,098,081 87	2,070,348 00	27,733 87
21,500 00	PROCTER AND GAMBLE CO	COM	86/12/31-04/12/31	9/30/2004	1,163,230 27	1,170,890 00	(7,659 73)
7,050 00	PROGRESSIVE CORP OHIO	COM	86/12/31-04/12/31	9/30/2004	597,367 76	589,450 50	7,917 26
2,350 00	PROGRESSIVE CORP OHIO	COM	86/12/31-04/12/31	9/30/2004	199,122 58	196,483 50	2,639 08
48,900 00	QUALCOMM INC	COM	86/12/31-04/12/31	9/30/2004	1,908,277 82	1,906,611 00	1,666 82
19,020 00	ST JUDE MED INC	COM	86/12/31-04/12/31	9/30/2004	1,431,316 59	1,436,010 00	(4,693 41)
57,975 00	SCHWAB CHARLES CORP	NEW COM STK	86/12/31-04/12/31	9/30/2004	531,908 15	528,152 25	3,755 90
19,325 00	SCHWAB CHARLES CORP	NEW COM STK	86/12/31-04/12/31	9/30/2004	177 302 71	176,050 75	1,251 96
19,350 00	SCRIPPS E W CO OH	CL A	86/12/31-04/12/31	9/30/2004	924,231 11	920,286 00	3,945 11
6 450 00	SCRIPPS E W CO OH	CL A	86/12/31-04/12/31	9/30/2004	308 077 03	306,762 00	1 315 03
16,500 00	STARBUCKS CORP	COM	86/12/31-04/12/31	9/30/2004	749,824 94	750,750 00	(925 06)
29,096 00	SYMANTEC CORP	COM	86/12/31-04/12/31	9/30/2004	1,596,314 67	1,595,333 68	980 99
9,704 00	SYMANTEC CORP	COM	86/12/31-04/12/31	9/30/2004	532,397 49	532,070 32	327 17
24,000 00	TARGET CORP	COM	86/12/31-04/12/31	9/30/2004	1,085,614 58	1,099,440 00	(13,825 42)
75,900 00	TIME WARNER INC NEW	COM	86/12/31-04/12/31	9/30/2004	1,223,858 83	1,219,713 00	4,145 83
9,100 00	UNITED PARCEL SVC INC	CL B	86/12/31-04/12/31	9/30/2004	690,719 33	687,596 00	3,123 33
18,100 00	UNITEDHEALTH GROUP INC	COM	86/12/31-04/12/31	9/30/2004	1,334,391 26	1,307,182 00	27,209 26
38,600 00	VIACOM INC	CL B FORMERLY COM NON VTG	86/12/31-04/12/31	9/30/2004	1,294,806 68	1,268,396 00	26,410 68
26,200 00	WAL MART STORES INC	COM	86/12/31-04/12/31	9/30/2004	1,393,414 38	1,388,600 00	4,814 38
4,100 00	WHOLE FOODS MKT INC	COM	86/12/31-04/12/31	9/30/2004	351,669 26	349,115 00	2,554 26
6,222 00	YAHOO INC	COM	86/12/31-04/12/31	9/30/2004	210,889 75	211,236 90	(347 15)
88,978 00	YAHOO INC	COM	86/12/31-04/12/31	9/30/2004	3,015,838 70	3,020,803 10	(4,964 40)
8,700 00	ZIMMER HOLDINGS INC	COM	86/12/31-04/12/31	9/30/2004	687,501 40	683,385 00	4,116 40
29,398 00	MARVELL TECHNOLOGY GROUP LTD	SHS	86/12/31-04/12/31	9/30/2004	767,710 79	740,535 62	27,175 17
9,802 00	MARVELL TECHNOLOGY GROUP LTD	SHS	86/12/31-04/12/31	9/30/2004	255,973 23	246,912 38	9,060 85
6,801 00	NABORS INDUSTRIES LTD	SHS	86/12/31-04/12/31	9/30/2004	321,917 79	320,327 10	1,590 69
20,399 00	NABORS INDUSTRIES LTD	SHS	86/12/31-04/12/31	9/30/2004	965,564 05	960,792 90	4,771 15
3,525 00	ALCON INC	COM	86/12/31-04/12/31	9/30/2004	282,645 50	277,241 25	5,404 25
10,575 00	ALCON INC	COM	86/12/31-04/12/31	9/30/2004	847,936 52	831,723 75	16,212 77
	TOTAL EQUITY COMMON STOCK				**1,276,210,066.37**	**1,145,235,191 00**	**130,974,875.37**
	EQUITY PREFERRED STOCK						
2,200,000 00	CEMIG CIA ENERG MG	PREF BRL0 01	86/12/31-04/12/31	6/9/2004	30,483 05	19,796 20	10,686 85
1,800,000 00	CEMIG CIA ENERG MG	PREF BRL0 01	86/12/31-04/12/31	6/14/2004	23,707 37	16,035 79	7,671 58
1,800,000 00	CEMIG CIA ENERG MG	PREF BRL0 01	86/12/31-04/12/31	6/18/2004	25,084 17	15,900 40	9,183 77
1,800,000 00	CEMIG CIA ENERG MG	PREF BRL0 01	86/12/31-04/12/31	6/28/2004	25,066 11	15,900 39	9,165 72
2,100,000 00	CEMIG CIA ENERG MG	PREF BRL0 01	86/12/31-04/12/31	6/29/2004	29,460 46	16,810 79	12,649 67
1,600,000 00	CEMIG CIA ENERG MG	PREF BRL0 01	86/12/31-04/12/31	7/7/2004	25,609 99	10,449 96	15,160 03
2,000,000 00	CEMIG CIA ENERG MG	PREF BRL0 01	86/12/31-04/12/31	7/8/2004	30,798 14	12,999 85	17,798 29
3,000,000 00	CEMIG CIA ENERG MG	PREF BRL0 01	86/12/31-04/12/31	10/20/2004	66,354 55	58,585 87	7,768 68
3,100,000 00	CEMIG CIA ENERG MG	PREF BRL0 01	86/12/31-04/12/31	10/21/2004	67,533 65	60,454 86	7,078 79
2,300,000 00	CEMIG CIA ENERG MG	PREF BRL0 01	86/12/31-04/12/31	10/22/2004	49,566 71	42,941 81	6,624 90
1,800,000 00	CEMIG CIA ENERG MG	PREF BRL0 01	86/12/31-04/12/31	10/25/2004	37,400 38	31,330 34	6,070 04
802,240 00	COTEMINAS CIA TEC	PREF SHS NPV	86/12/31-04/12/31	4/1/2004	62,606 36	183,003 78	(120,397 42)
43,721 00	BRAXIL TELECOM PAR	PRF NPV	86/12/31-04/12/31	7/8/2004	274 38	223 36	51 02
3,425,000 00	BRAXIL TELECOM PAR	PRF NPV	86/12/31-04/12/31	7/8/2004	21,493 79	37,381 00	(15,887 21)
25,000 00	ITAUSA INV ITAU SA	PREF NPV	86/12/31-04/12/31	6/15/2004	27,056 84	13,294 24	13,762 60
24,000 00	ITAUSA INV ITAU SA	PREF NPV	86/12/31-04/12/31	6/16/2004	26,361 82	12,750 40	13,611 42
23,000 00	ITAUSA INV ITAU SA	PREF NPV	86/12/31-04/12/31	7/8/2004	26,217 28	14,515 75	11,701 53
19,000 00	ITAUSA INV ITAU SA	PREF NPV	86/12/31-04/12/31	10/20/2004	25,625 54	24,108 92	1,516 62
300,000 00	BCO ITAU HOLDING FINANCEIRA	PRF NPV	86/12/31-04/12/31	6/21/2004	25,548 84	29,495 23	(3,946 39)
320,000 00	BCO ITAU HOLDING FINANCEIRA	PRF NPV	86/12/31-04/12/31	6/22/2004	26,911 03	30,946 40	(4,035 37)
2,200,000 00	LOJAS AMERICANAS	LOJAS AMERICANAS PN	86/12/31-04/12/31	6/17/2004	18,464 99	18,997 28	(532 29)
3,909,442 00	LOJAS AMERICANAS	LOJAS AMERICANAS PN	86/12/31-04/12/31	6/25/2004	32,448 66	33,758 54	(1,309 88)
26,900 00	MARCOPOLO SA	PREF NPV	86/12/31-04/12/31	2/17/2004	48,323 48	41,029 19	7 294 29
41,400 00	MARCOPOLO SA	PREF NPV	86/12/31-04/12/31	4/1/2004	81,489 20	54,341 69	27,147 51

THE ROCKEFELLER FOUNDATION
EMPLOYEE ID NO 13-1659629
GAIN AND LOSSES FOR TAX ON INVESTMENT INCOME
FORM 990 PF 2004, PART IV

Shares/Par Value	Security Name	Security Description	Date Bought	Date Sold	Proceeds	Cost	Realized
13,400 00	MARCOPOLO SA	PREF NPV	86/12/31-04/12/31	8/2/2004	24,953 53	16,508 85	8,444 68
7,000 00	MARCOPOLO SA	PREF NPV	86/12/31-04/12/31	9/29/2004	15,465 93	8,624 03	6,841 90
7,200 00	MARCOPOLO SA	PREF NPV	86/12/31-04/12/31	11/12/2004	16,370 32	8,870 43	7,499 89
2,800 00	GERDAU SA SIDERURG	PRF NPV	86/12/31-04/12/31	1/15/2004	60,827 97	16,773 30	44,054 67
1,200 00	GERDAU SA SIDERURG	PRF NPV	86/12/31-04/12/31	1/16/2004	25,216 08	7,188 56	18,027 52
1,700 00	GERDAU SA SIDERURG	PRF NPV	86/12/31-04/12/31	1/20/2004	37,373 51	10,138 48	27,235 03
1,200 00	GERDAU SA SIDERURG	PRF NPV	86/12/31-04/12/31	1/21/2004	25,625 50	7,146 11	18,479 39
1,900 00	GERDAU SA SIDERURG	PRF NPV	86/12/31-04/12/31	1/22/2004	41,206 35	11,314 68	29,891 67
1,200 00	GERDAU SA SIDERURG	PRF NPV	86/12/31-04/12/31	1/23/2004	26,208 57	6,996 65	19,211 92
900 00	GERDAU SA SIDERURG	PRF NPV	86/12/31-04/12/31	7/7/2004	11,088 66	9,646 03	1,442 63
5,800 00	GERDAU SA SIDERURG	PRF NPV	86/12/31-04/12/31	12/10/2004	94,004 78	77,302 76	16,702 02
3,400 00	GERDAU SA SIDERURG	PRF NPV	86/12/31-04/12/31	12/13/2004	56,837 96	35,721 44	21,116 52
2,900 00	GERDAU SA SIDERURG	PRF NPV	86/12/31-04/12/31	12/14/2004	49,315 00	30,094 95	19,220 05
3,600 00	GERDAU SA SIDERURG	PRF NPV	86/12/31-04/12/31	12/15/2004	61,440 39	26,714 22	34,726 17
5,410 00	METALURGICA GERDAU	PRP NPV	86/12/31-04/12/31	5/3/2004	61,855 56	66,733 00	(4,877 44)
220 00	METALURGICA GERDAU	PRP NPV	86/12/31-04/12/31	6/21/2004	3,006 25	1,479 64	1,526 61
6,780 00	METALURGICA GERDAU	PRP NPV	86/12/31-04/12/31	6/21/2004	92,647 08	45,599 73	47,047 35
1,900 00	METALURGICA GERDAU	PRP NPV	86/12/31-04/12/31	10/1/2004	39,289 94	12,775 34	26,514 60
1,920 00	METALURGICA GERDAU	PRP NPV	86/12/31-04/12/31	10/5/2004	41,761 21	6,130 32	35,630 89
1,700,000 00	TELEMAR NORTE LEST	PRF A NPV	86/12/31-04/12/31	7/8/2004	29,844 29	29,109 60	734 69
7,000,000 00	BRASIL TELECOM SA	PREF SHS NPV	86/12/31-04/12/31	6/21/2004	25,218 60	33,781 05	(8,562 45)
7,300,000 00	BRASIL TELECOM SA	PREF SHS NPV	86/12/31-04/12/31	6/23/2004	25,947 94	35,228 81	(9,280 87)
5,300,000 00	BRASIL TELECOM SA	PREF SHS NPV	86/12/31-04/12/31	12/8/2004	25,297 66	25,577 08	(279 42)
11,200,000 00	BRASIL TELECOM SA	PREF SHS NPV	86/12/31-04/12/31	12/14/2004	52,533 18	54,029 71	(1,496 53)
80,400 00	ROSTELEKOM	PREF RUR2 50	86/12/31-04/12/31	4/21/2004	125,906 40	106,932 00	18,974 40
19,100 00	ROSTELEKOM	PREF RUR2 50	86/12/31-04/12/31	12/2/2004	27,504 00	25,403 00	2,101 00
17,500 00	ROSTELEKOM	PREF RUR2 50	86/12/31-04/12/31	12/30/2004	25,025 00	23,275 00	1,750 00
100 00	TRANSNEFT	RUB1 PRF	86/12/31-04/12/31	3/1/2004	91,500 00	34,000 00	57,500 00
2,055 00	SUZANO BAHIA SUL P	PRF A NPV	86/12/31-04/12/31	10/28/2004	8,619 33	8,888 59	(269 26)
220 00	BCO ITAU HOLDING F	PRF NPV	86/12/31-04/12/31	10/20/2004	24,709 47	21,194 13	3,515 34
34,800,000 00	TELE CENTRO OESTE	PRF NPV	86/12/31-04/12/31	5/28/2004	97,790 24	123,128 62	(25,338 38)
9,931 00	PROSIEBENSATI MEDI	NPV PFD	86/12/31-04/12/31	12/7/2004	169,928 74	179,247 29	(9,318 55)
2,700 00	RHEINMETALL AG	NON VTG PREF NPV	86/12/31-04/12/31	2/3/2004	94,918 08	53,020 90	41,897 18
9,000 00	GRAND MET DE LTD PRTN	GUARANTEED PFD SECS	86/12/31-04/12/31	11/16/2004	225,945 00	249,300 00	(23,355 00)
3,786 00	NEWS CORPORATION	PREF LTD SHS AUD0 5	86/12/31-04/12/31	10/6/2004	30,164 45	31,562 50	(1,398 05)
3,800 00	NEWS CORPORATION	PREF LTD SHS AUD0 5	86/12/31-04/12/31	10/22/2004	29,121 35	31,079 19	(1,957 84)
4,316 00	NEWS CORPORATION	PREF LTD SHS AUD0 5	86/12/31-04/12/31	11/10/2004	35,126 93	34,225 94	900 99
80 00	PORSCHE AG	NON VTG PRF NPV	86/12/31-04/12/31	1/12/2004	46,279 17	37,900 71	8,378 46
200 00	PORSCHE AG	NON VTG PRF NPV	86/12/31-04/12/31	3/23/2004	115,584 74	94,751 09	20,833 65
150 00	PORSCHE AG	NON VTG PRF NPV	86/12/31-04/12/31	4/8/2004	92,726 97	70,963 63	21,763 34
400 00	PORSCHE AG	NON VTG PRF NPV	86/12/31-04/12/31	6/15/2004	270,692 90	187,333 96	83,358 94
700 00	FRESENIUS MEDICAL	NON VTG PRF NPV	86/12/31-04/12/31	7/26/2004	36,715 07	29,052 13	7,662 94
1,000 00	FRESENIUS MEDICAL	NON VTG PRF NPV	86/12/31-04/12/31	7/27/2004	51,557 65	41,503 04	10,054 61
1,000 00	FRESENIUS MEDICAL	NON VTG PRF NPV	86/12/31-04/12/31	7/27/2004	51,425 17	41,503 04	9,922 13
2,000 00	FRESENIUS MEDICAL	NON VTG PRF NPV	86/12/31-04/12/31	9/15/2004	106,728 92	83,006 08	23,722 84
2,600 00	FRESENIUS MEDICAL	NON VTG PRF NPV	86/12/31-04/12/31	9/16/2004	138,656 15	107,907 91	30,748 24
29,205 00	NEWS CORPORATION	PREF LTD SHS AUD0 5	86/12/31-04/12/31	11/10/2004	236,293 60	236,293 60	-
200 00	HENKEL KGAA	NON VTG PRF NPV	86/12/31-04/12/31	1/20/2004	16,192 14	14,442 63	1,749 51
300 00	HENKEL KGAA	NON VTG PRF NPV	86/12/31-04/12/31	1/21/2004	24,573 34	21,663 95	2,909 39
200 00	HENKEL KGAA	NON VTG PRF NPV	86/12/31-04/12/31	1/22/2004	16,558 47	14,442 63	2,115 84
100 00	HENKEL KGAA	NON VTG PRF NPV	86/12/31-04/12/31	1/23/2004	8,168 61	7,221 32	947 29
300 00	HENKEL KGAA	NON VTG PRF NPV	86/12/31-04/12/31	4/13/2004	25,227 02	21,663 95	3,563 07
100 00	HENKEL KGAA	NON VTG PRF NPV	86/12/31-04/12/31	4/14/2004	8,341 63	7,221 32	1,120 31
200 00	HENKEL KGAA	NON VTG PRF NPV	86/12/31-04/12/31	4/15/2004	16,699 29	14,442 63	2,256 66
300 00	HENKEL KGAA	NON VTG PRF NPV	86/12/31-04/12/31	4/16/2004	25,176 03	21,663 95	3,512 08
400 00	HENKEL KGAA	NON VTG PRF NPV	86/12/31-04/12/31	4/19/2004	34,139 69	28,885 27	5,254 42
100 00	HENKEL KGAA	NON VTG PRF NPV	86/12/31-04/12/31	4/20/2004	8,387 03	7,221 32	1,165 71
200 00	HENKEL KGAA	NON VTG PRF NPV	86/12/31-04/12/31	4/21/2004	17,170 13	14,442 63	2,727 50
100 00	HENKEL KGAA	NON VTG PRF NPV	86/12/31-04/12/31	4/22/2004	8,504 61	7,221 32	1,283 29
200 00	HENKEL KGAA	NON VTG PRF NPV	86/12/31-04/12/31	4/23/2004	17,089 21	14,442 63	2,646 58
100 00	HENKEL KGAA	NON VTG PRF NPV	86/12/31-04/12/31	4/26/2004	8,655 03	7,221 32	1,433 71
100 00	HENKEL KGAA	NON VTG PRF NPV	86/12/31-04/12/31	4/27/2004	8,703 73	7,221 32	1,482 41
100 00	HENKEL KGAA	NON VTG PRF NPV	86/12/31-04/12/31	4/27/2004	8,661 39	7,221 32	1,440 07
200 00	HENKEL KGAA	NON VTG PRF NPV	86/12/31-04/12/31	4/28/2004	17,190 03	14,442 63	2,747 40
100 00	HENKEL KGAA	NON VTG PRF NPV	86/12/31-04/12/31	5/3/2004	8,588 16	7,221 32	1,366 84
100 00	HENKEL KGAA	NON VTG PRF NPV	86/12/31-04/12/31	5/4/2004	8,668 65	7,221 32	1,447 33
100 00	HENKEL KGAA	NON VTG PRF NPV	86/12/31-04/12/31	5/5/2004	8,835 07	7,221 32	1,613 75
100 00	HENKEL KGAA	NON VTG PRF NPV	86/12/31-04/12/31	5/5/2004	8,747 92	7,221 32	1,526 60
100 00	HENKEL KGAA	NON VTG PRF NPV	86/12/31-04/12/31	5/6/2004	8,623 88	7,221 32	1,402 56
300 00	HENKEL KGAA	NON VTG PRF NPV	86/12/31-04/12/31	5/7/2004	25,264 72	21,663 95	3,600 77
300 00	HENKEL KGAA	NON VTG PRF NPV	86/12/31-04/12/31	5/11/2004	24,918 07	21,663 95	3,254 12
100 00	HENKEL KGAA	NON VTG PRF NPV	86/12/31-04/12/31	6/23/2004	8,256 86	7,221 32	1,035 54
250 00	HENKEL KGAA	NON VTG PRF NPV	86/12/31-04/12/31	6/24/2004	20,857 88	18,053 29	2,804 59
150 00	HENKEL KGAA	NON VTG PRF NPV	86/12/31-04/12/31	6/28/2004	12,524 87	10,831 98	1,692 89
2,500 00	HENKEL KGAA	NON VTG PRF NPV	86/12/31-04/12/31	7/6/2004	201,323 49	180,532 93	20,790 56
200 00	HENKEL KGAA	NON VTG PRF NPV	86/12/31-04/12/31	7/6/2004	16,110 10	14,442 63	1,667 47
200 00	HENKEL KGAA	NON VTG PRF NPV	86/12/31-04/12/31	7/7/2004	16,208 63	14,442 63	1,766 00
200 00	HENKEL KGAA	NON VTG PRF NPV	86/12/31-04/12/31	7/8/2004	16,058 51	14,442 63	1,615 88
1,500 00	HENKEL KGAA	NON VTG PRF NPV	86/12/31-04/12/31	7/20/2004	113,855 26	108,319 76	5,535 50
90 00	HENKEL KGAA	NON VTG PRF NPV	86/12/31-04/12/31	7/21/2004	6,853 13	6,499 19	353 94
230 00	HENKEL KGAA	NON VTG PRF NPV	86/12/31-04/12/31	7/22/2004	17,263 69	16,609 03	654 66
110 00	HENKEL KGAA	NON VTG PRF NPV	86/12/31-04/12/31	7/23/2004	8,177 00	7,943 45	233 55
1,150 00	HENKEL KGAA	NON VTG PRF NPV	86/12/31-04/12/31	7/27/2004	84,926 39	83,045 14	1,881 25
200 00	HENKEL KGAA	NON VTG PRF NPV	86/12/31-04/12/31	7/27/2004	14,764 93	14,442 63	322 30
90 00	HENKEL KGAA	NON VTG PRF NPV	86/12/31-04/12/31	8/2/2004	6,529 33	6,499 19	30 14

THE ROCKEFELLER FOUNDATION
EMPLOYEE ID NO 13-1659629
GAIN AND LOSSES FOR TAX ON INVESTMENT INCOME
FORM 990 PF 2004, PART IV

Shares/Par Value	Security Name	Security Description	Date Bought	Date Sold	Proceeds	Cost	Realized
280 00	HENKEL KGAA	NON VTG PRF NPV	86/12/31-04/12/31	8/3/2004	20,218 74	20,219 69	(0 95)
90 00	HENKEL KGAA	NON VTG PRF NPV	86/12/31-04/12/31	8/4/2004	6,493 69	6,499 19	(5 50)
180 00	HENKEL KGAA	NON VTG PRF NPV	86/12/31-04/12/31	8/9/2004	12,631 29	12 998 37	(367 08)
430 00	HENKEL KGAA	NON VTG PRF NPV	86/12/31-04/12/31	8/10/2004	30,434 33	31,051 66	(617 33)
90 00	HENKEL KGAA	NON VTG PRF NPV	86/12/31-04/12/31	8/12/2004	6,313 46	6,499 19	(185 73)
350 00	HENKEL KGAA	NON VTG PRF NPV	86/12/31-04/12/31	8/17/2004	25,139 35	25,274 61	(135 26)
280 00	HENKEL KGAA	NON VTG PRF NPV	86/12/31-04/12/31	8/18/2004	19,749 17	20,219 69	(470 52)
90 00	HENKEL KGAA	NON VTG PRF NPV	86/12/31-04/12/31	8/19/2004	6 404 11	6,499 19	(95 08)
680 00	HENKEL KGAA	NON VTG PRF NPV	86/12/31-04/12/31	8/20/2004	48,102 42	49,104 95	(1,002 53)
310 00	HENKEL KGAA	NON VTG PRF NPV	86/12/31-04/12/31	8/23/2004	21,938 75	22,386 08	(447 33)
460 00	HENKEL KGAA	NON VTG PRF NPV	86/12/31-04/12/31	8/24/2004	32,431 02	33,218 06	(787 04)
460 00	HENKEL KGAA	NON VTG PRF NPV	86/12/31-04/12/31	8/25/2004	32,441 18	33,218 06	(776 88)
690 00	HENKEL KGAA	NON VTG PRF NPV	86/12/31-04/12/31	8/26/2004	49,664 74	49,827 08	(162 34)
90 00	HENKEL KGAA	NON VTG PRF NPV	86/12/31-04/12/31	9/1/2004	6,555 64	6,499 19	56 45
180 00	HENKEL KGAA	NON VTG PRF NPV	86/12/31-04/12/31	9/6/2004	13,031 54	12,998 37	33 17
190 00	HENKEL KGAA	NON VTG PRF NPV	86/12/31-04/12/31	9/7/2004	13,853 74	13,720 50	133 24
340 00	HENKEL KGAA	NON VTG PRF NPV	86/12/31-04/12/31	9/8/2004	25,008 00	24,552 48	455 52
230 00	HENKEL KGAA	NON VTG PRF NPV	86/12/31-04/12/31	9/10/2004	17,146 81	16,609 03	537 78
230 00	HENKEL KGAA	NON VTG PRF NPV	86/12/31-04/12/31	9/13/2004	17,241 33	16,609 02	632 31
260 00	HENKEL KGAA	NON VTG PRF NPV	86/12/31-04/12/31	9/14/2004	19,599 24	18,664 56	934 68
170 00	HENKEL KGAA	NON VTG PRF NPV	86/12/31-04/12/31	9/15/2004	12,656 42	11,223 50	1,432 92
450 00	HENKEL KGAA	NON VTG PRF NPV	86/12/31-04/12/31	9/16/2004	33,532 63	29,159 83	4,372 80
890 00	HENKEL KGAA	NON VTG PRF NPV	86/12/31-04/12/31	9/17/2004	67,443 41	56,957 46	10,485 95
360 00	HENKEL KGAA	NON VTG PRF NPV	86/12/31-04/12/31	9/22/2004	26,595 23	22,803 56	3,791 67
180 00	HENKEL KGAA	NON VTG PRF NPV	86/12/31-04/12/31	9/23/2004	13,333 39	11,346 97	1,986 42
690 00	HENKEL KGAA	NON VTG PRF NPV	86/12/31-04/12/31	10/1/2004	50,868 11	42,992 52	7,875 59
550 00	HENKEL KGAA	NON VTG PRF NPV	86/12/31-04/12/31	10/4/2004	40,571 51	33,541 48	7,030 03
1,040 00	HENKEL KGAA	NON VTG PRF NPV	86/12/31-04/12/31	10/5/2004	77,700 29	63,162 55	14,537 74
250 00	HENKEL KGAA	NON VTG PRF NPV	86/12/31-04/12/31	10/6/2004	18,747 44	14,868 97	3,878 47
200 00	HENKEL KGAA	NON VTG PRF NPV	86/12/31-04/12/31	4/29/2004	17,189 32	14,442 63	2,746 69
200 00	HENKEL KGAA	NON VTG PRF NPV	86/12/31-04/12/31	4/30/2004	17,269 12	14,442 63	2,826 49
240 00	HENKEL KGAA	NON VTG PRF NPV	86/12/31-04/12/31	7/30/2004	17,631 76	17,331 16	300 60
230 00	SAMSUNG ELECTRONIC	PFD KRW5000	86/12/31-04/12/31	5/21/2004	60,946 45	66,102 54	(5,156 09)
90 00	SAMSUNG ELECTRONIC	PFD KRW5000	86/12/31-04/12/31	5/24/2004	24,109 88	25,519 04	(1,409 16)
90 00	SAMSUNG ELECTRONIC	PFD KRW5000	86/12/31-04/12/31	5/25/2004	23,223 83	25,565 46	(2,341 63)
100 00	SAMSUNG ELECTRONIC	PFD KRW5000	86/12/31-04/12/31	5/27/2004	26,641 24	27,108 13	(466 89)
370 00	SAMSUNG ELECTRONIC	PFD KRW5000	86/12/31-04/12/31	4/29/2004	105,505 82	117,025 47	(11,519 65)
40 00	SAMSUNG ELECTRONIC	PFD KRW5000	86/12/31-04/12/31	5/28/2004	10,836 26	10,806 20	30 06
100 00	BCO BRADESCO SA	PRF NPV	86/12/31-04/12/31	11/1/2004	5,981 43	4,934 93	1,046 50
180 00	BCO BRADESCO SA	PRF NPV	86/12/31-04/12/31	11/3/2004	10,900 78	8,853 82	2,046 96
400 00	BCO BRADESCO SA	PRF NPV	86/12/31-04/12/31	11/4/2004	24,732 32	18,842 34	5,889 98
274 00	BCO BRADESCO SA	PRF NPV	86/12/31-04/12/31	11/5/2004	16,981 59	11,782 92	5,198 67
104 00	BCO BRADESCO SA	PRF NPV	86/12/31-04/12/31	11/8/2004	6,378 94	4,326 02	2,052 92
222 00	BCO BRADESCO SA	PRF NPV	86/12/31-04/12/31	11/9/2004	13,237 09	9,234 38	4,002 71
161 00	BCO BRADESCO SA	PRF NPV	86/12/31-04/12/31	11/10/2004	9,769 91	6,697 00	3,072 91
142 00	BCO BRADESCO SA	PRF NPV	86/12/31-04/12/31	11/11/2004	8,588 04	5,906 67	2,681 37
353 00	BCO BRADESCO SA	PRF NPV	86/12/31-04/12/31	11/12/2004	21,546 20	14,519 31	7,026 89
141 00	BCO BRADESCO SA	PRF NPV	86/12/31-04/12/31	11/16/2004	8,525 51	5,777 06	2,748 45
247 00	BCO BRADESCO SA	PRF NPV	86/12/31-04/12/31	11/17/2004	15,241 84	10,081 91	5,159 93
90 00	BCO BRADESCO SA	PRF NPV	86/12/31-04/12/31	11/18/2004	5,527 32	3,671 70	1,855 62
85 00	BCO BRADESCO SA	PRF NPV	86/12/31-04/12/31	11/19/2004	5,115 23	3,467 57	1,647 66
275 00	BCO BRADESCO SA	PRF NPV	86/12/31-04/12/31	11/22/2004	16,458 72	11,218 61	5,240 11
300 00	BCO BRADESCO SA	PRF NPV	86/12/31-04/12/31	11/23/2004	18,313 97	12,185 20	6,128 77
115 00	BCO BRADESCO SA	PRF NPV	86/12/31-04/12/31	11/24/2004	7,096 26	4,655 16	2,441 10
237 00	BCO BRADESCO SA	PRF NPV	86/12/31-04/12/31	10/29/2004	14,316 19	11,718 28	2,597 91
465 00	BCO BRADESCO SA	PRF NPV	86/12/31-04/12/31	11/26/2004	29,420 85	18,384 20	11,036 65
85 00	BCO BRADESCO SA	PRF NPV	86/12/31-04/12/31	11/29/2004	5,439 52	3,354 80	2,084 72
270 00	BCO BRADESCO SA	PRF NPV	86/12/31-04/12/31	11/30/2004	17,641 93	10,434 29	7,207 64
-	BCO BRADESCO SA	PRF NPV	86/12/31-04/12/31	12/31/2004	-	33 68	(33 68)
50 00	BCO ITAU HOLDING F	PRF NPV	86/12/31-04/12/31	11/1/2004	5,981 43	3,458 02	2,523 41
134 00	BCO ITAU HOLDING F	PRF NPV	86/12/31-04/12/31	11/3/2004	16,145 80	9,210 29	6,935 51
255 00	BCO ITAU HOLDING F	PRF NPV	86/12/31-04/12/31	11/4/2004	30,984 71	17,114 00	13,870 71
97 00	BCO ITAU HOLDING F	PRF NPV	86/12/31-04/12/31	11/5/2004	11,734 44	6,380 79	5,353 65
20 00	BCO ITAU HOLDING F	PRF NPV	86/12/31-04/12/31	11/8/2004	2,387 50	1,315 63	1,071 87
108 00	BCO ITAU HOLDING F	PRF NPV	86/12/31-04/12/31	11/9/2004	12,831 98	7 095 12	5,736 86
253 00	BCO ITAU HOLDING F	PRF NPV	86/12/31-04/12/31	11/10/2004	30,945 34	16 549 08	14,396 26
70 00	BCO ITAU HOLDING F	PRF NPV	86/12/31-04/12/31	11/11/2004	8,545 26	4,542 96	4,002 30
55 00	BCO ITAU HOLDING F	PRF NPV	86/12/31-04/12/31	11/12/2004	6 802 51	3,453 91	3,348 60
50 00	BCO ITAU HOLDING F	PRF NPV	86/12/31-04/12/31	11/16/2004	6,125 34	3,138 51	2,986 83
140 00	BCO ITAU HOLDING F	PRF NPV	86/12/31-04/12/31	11/17/2004	17,377 93	8,770 75	8,607 18
45 00	BCO ITAU HOLDING F	PRF NPV	86/12/31-04/12/31	11/18/2004	5,408 37	2,816 81	2,591 56
45 00	BCO ITAU HOLDING F	PRF NPV	86/12/31-04/12/31	11/22/2004	5,475 93	2,787 33	2,688 60
105 00	BCO ITAU HOLDING F	PRF NPV	86/12/31-04/12/31	11/24/2004	12,793 36	6,461 98	6,331 38
58 00	BCO ITAU HOLDING F	PRF NPV	86/12/31-04/12/31	10/29/2004	6,747 40	3,878 90	2,868 50
6,700 00	VALE RIO DOCE(CIA)	PREF A NPV	86/12/31-04/12/31	10/7/2004	132,286 28	121,154 83	11,131 45
15,000 00	VALE RIO DOCE(CIA)	PREF A NPV	86/12/31-04/12/31	10/21/2004	272,407 22	264,475 19	7,932 03
5,000 00	ALL AMERICA LATINA	PRF NPV	86/12/31-04/12/31	9/22/2004	101,551 11	74,927 49	26,623 62
2,400 00	ALL AMERICA LATINA	PRF NPV	86/12/31-04/12/31	9/24/2004	48,257 29	35,965 19	12,292 10
385 00	PORSCHE AG	NON VTG PRF NPV	86/12/31-04/12/31	6/16/2004	258,670 77	260,541 92	(1,871 15)
2 00	PORSCHE AG	NON VTG PRF NPV	86/12/31-04/12/31	6/16/2004	1,344 78	1,353 46	(8 68)
13 00	PORSCHE AG	NON VTG PRF NPV	86/12/31-04/12/31	6/16/2004	8,741 09	8,797 52	(56 43)
	TOTAL EQUITY PREFERRED STOCK				**7,161,096.44**	**6,119,190.20**	**1,031,906.24**
	DEPOSITORY RECEIPTS						
1,500 00	AMERICA MOVIL S A DEC V	SPONS ADR REPSTG SER L SHS	86/12/31-04/12/31	1/14/2004	46,824 51	21,177 60	25,646 91

THE ROCKEFELLER FOUNDATION
EMPLOYEE ID NO 13-1659629
GAIN AND LOSSES FOR TAX ON INVESTMENT INCOME
FORM 990 PF 2004, PART IV

Shares/Par Value	Security Name	Security Description	Date Bought	Date Sold	Proceeds	Cost	Realized
2,500 00	AMERICA MOVIL S A DEC V	SPONS ADR REPSTG SER L SHS	86/12/31-04/12/31	1/14/2004	79,348 03	35,344 28	44,003 75
900 00	AMERICA MOVIL S A DEC V	SPONS ADR REPSTG SER L SHS	86/12/31-04/12/31	1/15/2004	27,750 11	12,706 56	15,043 55
6,700 00	AMERICA MOVIL S A DEC V	SPONS ADR REPSTG SER L SHS	86/12/31-04/12/31	2/10/2004	222,221 89	94,527 76	127,694 13
1,200 00	AMERICA MOVIL S A DEC V	SPONS ADR REPSTG SER L SHS	86/12/31-04/12/31	2/20/2004	42,492 77	16,911 84	25,580 93
1,700 00	AMERICA MOVIL S A DEC V	SPONS ADR REPSTG SER L SHS	86/12/31-04/12/31	4/20/2004	64,408 77	23,922 67	40,486 10
1,300 00	AMERICA MOVIL S A DEC V	SPONS ADR REPSTG SER L SHS	86/12/31-04/12/31	6/15/2004	46,704 40	18,249 43	28,454 97
6,800 00	AMERICA MOVIL S A DEC V	SPONS ADR REPSTG SER L SHS	86/12/31-04/12/31	6/5/2004	230,898 79	93,945 02	136,953 77
2,000 00	AMERICA MOVIL S A DEC V	SPONS ADR REPSTG SER L SHS	86/12/31-04/12/31	8/9/2004	66,125 85	26,893 60	39,232 25
4,200 00	AMERICA MOVIL S A DEC V	SPONS ADR REPSTG SER L SHS	86/12/31-04/12/31	8/10/2004	138,242 70	56,476 56	81,766 14
1,400 00	AMERICA MOVIL S A DEC V	SPONS ADR REPSTG SER L SHS	86/12/31-04/12/31	12/8/2004	66,362 38	54,094 88	12,267 48
1,500 00	AMERICA MOVIL S A DEC V	SPONS ADR REPSTG SER L SHS	86/12/31-04/12/31	12/17/2004	75,495 63	57,790 44	17,705 19
4,800 00	ARACRUZ CELULOSE S A	SPONSORED ADR	86/12/31-04/12/31	1/13/2004	156,616 18	119,346 48	37,269 70
800 00	BANCO BRADESCO SA	SPONSORED ADR REPSTG PFD SHS	86/12/31-04/12/31	6/18/2004	33,993 60	35,723 98	(1,730 38)
800 00	BRASIL TELECOM PARTICIPACOES	SPONSORED ADR REPSTG PFD SHS	86/12/31-04/12/31	7/8/2004	25,162 29	20,607 13	4,555 16
800 00	BRASIL TELECOM PARTICIPACOES	SPONSORED ADR REPSTG PFD SHS	86/12/31-04/12/31	7/9/2004	25,135 81	20,607 13	4,528 68
800 00	BRASIL TELECOM PARTICIPACOES	SPONSORED ADR REPSTG PFD SHS	86/12/31-04/12/31	7/13/2004	25,760 04	20,607 13	5,152 91
1,200 00	BRASIL TELECOM PARTICIPACOES	SPONSORED ADR REPSTG PFD SHS	86/12/31-04/12/31	7/14/2004	38,955 89	29,330 87	9,625 02
900 00	BRASIL TELECOM PARTICIPACOES	SPONSORED ADR REPSTG PFD SHS	86/12/31-04/12/31	7/16/2004	30,184 93	21,890 44	8,294 49
1,200 00	BRASIL TELECOM PARTICIPACOES	SPONSORED ADR REPSTG PFD SHS	86/12/31-04/12/31	7/20/2004	39,552 39	29,187 25	10,365 14
700 00	BRASIL TELECOM PARTICIPACOES	SPONSORED ADR REPSTG PFD SHS	86/12/31-04/12/31	12/7/2004	25,766 53	21,137 69	4,628 84
1,200 00	BRASIL TELECOM PARTICIPACOES	SPONSORED ADR REPSTG PFD SHS	86/12/31-04/12/31	12/8/2004	43,256 70	35,411 88	7,844 82
1,100 00	BRASIL TELECOM PARTICIPACOES	SPONSORED ADR REPSTG PFD SHS	86/12/31-04/12/31	12/9/2004	38,133 48	32,063 80	6,069 66
1,200 00	BRASIL TELECOM PARTICIPACOES	SPONSORED ADR REPSTG PFD SHS	86/12/31-04/12/31	12/13/2004	41,968 41	32,054 83	9,913 58
2,600 00	CEMEX S A	SPONSORED ADR NEW REP ORD PART	86/12/31-04/12/31	1/13/2004	70,433 82	61,712 58	8,721 24
2,700 00	CEMEX S A	SPONSORED ADR NEW REP ORD PART	86/12/31-04/12/31	1/15/2004	73,489 21	59,498 82	13,990 39
2,400 00	CEMEX S A	SPONSORED ADR NEW REP ORD PART	86/12/31-04/12/31	1/20/2004	64,691 61	51,963 00	12,728 61
900 00	CEMEX S A	SPONSORED ADR NEW REP ORD PART	86/12/31-04/12/31	1/27/2004	26,000 86	18,909 27	7,091 59
1,500 00	CEMEX S A	SPONSORED ADR NEW REP ORD PART	86/12/31-04/12/31	1/28/2004	43,528 10	31,487 15	12,040 95
6,100 00	CEMEX S A	SPONSORED ADR NEW REP ORD PART	86/12/31-04/12/31	2/17/2004	178,477 64	124,442 80	54,034 84
2,000 00	CEMEX S A	SPONSORED ADR NEW REP ORD PART	86/12/31-04/12/31	3/5/2004	58,044 73	40,511 60	17,533 13
3,200 00	CEMEX S A	SPONSORED ADR NEW REP ORD PART	86/12/31-04/12/31	3/8/2004	91,563 46	62,081 64	29,481 82
1,500 00	CEMEX S A	SPONSORED ADR NEW REP ORD PART	86/12/31-04/12/31	6/24/2004	44,485 56	32,048 05	12,417 51
4,600 00	CEMEX S A	SPONSORED ADR NEW REP ORD PART	86/12/31-04/12/31	8/6/2004	127,534 77	133,771 06	(6,236 29)
1,000 00	CEMEX S A	SPONSORED ADR NEW REP ORD PART	86/12/31-04/12/31	8/9/2004	27,400 56	28,419 10	(1,018 54)
0 99	CEMEX S A	SPONSORED ADR NEW REP ORD PART	86/12/31-04/12/31	9/1/2004	35 17	29 78	5 39
2,200 00	CENCOSUD S A	SPONSORED ADR 144A	86/12/31-04/12/31	12/2/2004	52,710 76	34,760 00	17,950 76
1,700 00	CHINA LIFE INS CO LTD	SPONSORED ADR REPSTG H SHS	86/12/31-04/12/31	1/5/2004	55,970 72	31,756 00	24,214 72
1,700 00	CHINA LIFE INS CO LTD	SPONSORED ADR REPSTG H SHS	86/12/31-04/12/31	2/4/2004	45,557 86	31,756 00	13,801 86
6,600 00	COMPANHIA BRASILEIRA DE DISTR	SPONSORED ADR REPSTG PFD	86/12/31-04/12/31	6/4/2004	99,723 66	117,130 05	(17,406 39)
800 00	COMPANHIA VALE DO RIO DOCE	SPONS ADR REPSTG 250 PFD SHS	86/12/31-04/12/31	7/22/2004	33,999 84	33,637 12	362 72
2,400 00	COMPANHIA DE BEBIDAS DAS AMERS	SPONSORED ADR REPSTG PFD SHD	86/12/31-04/12/31	1/16/2004	60,457 25	57,282 72	3,174 53
1,400 00	COMPANHIA DE BEBIDAS DAS AMERS	SPONSORED ADR REPSTG PFD SHD	86/12/31-04/12/31	6/9/2004	26,863 69	39,834 76	(12,971 07)
1,900 00	COMPANHIA DE BEBIDAS DAS AMERS	SPONSORED ADR REPSTG PFD SHD	86/12/31-04/12/31	6/18/2004	36,470 21	53,436 58	(16,966 37)
1,400 00	COMPANHIA DE BEBIDAS DAS AMERS	SPONSORED ADR REPSTG PFD SHD	86/12/31-04/12/31	6/21/2004	27,001 02	37,647 68	(10,646 66)
1,500 00	COMPANHIA DE BEBIDAS DAS AMERS	SPONSORED ADR REPSTG PFD SHD	86/12/31-04/12/31	6/22/2004	28,647 52	37,615 74	(8,968 22)
1,200 00	COMPANHIA DE BEBIDAS DAS AMERS	SPONSORED ADR REPSTG PFD SHD	86/12/31-04/12/31	10/15/2004	28,519 01	28,641 36	(122 35)
12,400 00	COMPANIA DE TELECOM DE CHILE	SPONSORED ADR	86/12/31-04/12/31	2/10/2004	175,700 99	163,271 48	12,429 51
500 00	CRISTALERIAS DE CHILE S A	SPONSORED ADR	86/12/31-04/12/31	2/11/2004	13,031 39	7,301 45	5,729 94
5,100 00	CRISTALERIAS DE CHILE S A	SPONSORED ADR	86/12/31-04/12/31	2/18/2004	141,518 37	74,130 09	67,388 28
4,000 00	CRISTALERIAS DE CHILE S A	SPONSORED ADR	86/12/31-04/12/31	12/13/2004	116,877 27	56,843 75	60,033 52
2,400 00	EMBRAER EMPRESA BRASILEIRA DE	SPNSRD ADR REPSTG PFD SHS	86/12/31-04/12/31	1/13/2004	76,548 73	41,754 72	34,794 01
4,400 00	FOMENTO ECONOMICO MEXICANO	SPONSORED ADR UNIT 1 SER B	86/12/31-04/12/31	2/17/2004	198,255 59	179,435 53	18,820 06
1,000 00	FOMENTO ECONOMICO MEXICANO	SPONSORED ADR UNIT 1 SER B	86/12/31-04/12/31	7/20/2004	43,084 59	46,609 00	(3,544 41)
1,800 00	FOMENTO ECONOMICO MEXICANO	SPONSORED ADR UNIT 1 SER B	86/12/31-04/12/31	8/6/2004	77,525 62	83,896 20	(6,370 58)
600 00	FOMENTO ECONOMICO MEXICANO	SPONSORED ADR UNIT 1 SER B	86/12/31-04/12/31	8/9/2004	25,676 94	27,965 40	(2,288 46)
1,500 00	FOMENTO ECONOMICO MEXICANO	SPONSORED ADR UNIT 1 SER B	86/12/31-04/12/31	8/10/2004	63,022 37	69,913 50	(6,891 13)
1,400 00	FOMENTO ECONOMICO MEXICANO	SPONSORED ADR UNIT 1 SER B	86/12/31-04/12/31	8/11/2004	58,184 88	60,088 79	(1,903 91)
600 00	FOMENTO ECONOMICO MEXICANO	SPONSORED ADR UNIT 1 SER B	86/12/31-04/12/31	12/20/2004	31,199 69	23,501 95	7,697 74
500 00	GRUPO IMSA S A DE C V	SPONS ADR 3B2C	86/12/31-04/12/31	8/10/2004	11,346 73	9,075 00	2,271 73
700 00	GRUPO TELEVISION SA DE CV	SPONSORED ADR REPSTG ORD PARTN	86/12/31-04/12/31	12/2/2004	43,004 54	32,388 23	10,616 31
800 00	GRUPO TELEVISION SA DE CV	SPONSORED ADR REPSTG ORD PARTN	86/12/31-04/12/31	12/3/2004	48,545 82	37,015 12	11,530 70
2,005 00	GRUPO ELEKTRA S A DE C V	SPONSORED ADR	86/12/31-04/12/31	12/15/2004	75,606 77	41,558 51	34,048 26
2,400 00	GRUPO AEROPORTUARIO DEL	SPONSORED ADR SER B	86/12/31-04/12/31	3/8/2004	50,587 38	33,003 72	17,583 66
1,300 00	GRUPO AEROPORTUARIO DEL	SPONSORED ADR SER B	86/12/31-04/12/31	3/10/2004	27,225 75	15,535 00	11,690 75
800 00	BK PEKAO	GDR (REP 1 PLN1) REGS	86/12/31-04/12/31	3/8/2004	26,760 00	12,854 32	13,905 68
3,700 00	KT CORP	SPONSORED ADR	86/12/31-04/12/31	4/7/2004	70,046 01	81,642 46	(11,596 45)
1,400 00	KT CORP	SPONSORED ADR	86/12/31-04/12/31	4/8/2004	26,577 81	30,319 20	(3,741 39)
3,300 00	KT CORP	SPONSORED ADR	86/12/31-04/12/31	4/12/2004	61,411 88	69,704 47	(8,292 59)
2,900 00	KT CORP	SPONSORED ADR	86/12/31-04/12/31	4/13/2004	53,974 40	59,540 86	(5,566 46)
5,700 00	KT CORP	SPONSORED ADR	86/12/31-04/12/31	4/14/2004	106,976 23	115,251 69	(8,275 46)
5,740 00	KT CORP	SPONSORED ADR	86/12/31-04/12/31	4/15/2004	107,556 47	115,380 36	(7,823 89)
2,900 00	LAN CHILE S A	SPONSORED ADR	86/12/31-04/12/31	2/17/2004	51,642 52	16,559 00	35,083 52
2,900 00	GAZPROM OAO	ADS REP10 ORD RUB5(REG S)	86/12/31-04/12/31	3/5/2004	101,983 43	71,985 00	29,998 43
6,800 00	GAZPROM OAO	ADS REP10 ORD RUB5(REG S)	86/12/31-04/12/31	3/8/2004	245,888 00	163,104 09	82,783 91
800 00	GAZPROM OAO	ADS REP10 ORD RUB5(REG S)	86/12/31-04/12/31	3/10/2004	29,337 12	18,639 50	10,697 62
900 00	GAZPROM OAO	ADS REP10 ORD RUB5(REG S)	86/12/31-04/12/31	3/12/2004	32,734 17	20,745 00	11,989 17
1,900 00	GAZPROM OAO	ADS REP10 ORD RUB5(REG S)	86/12/31-04/12/31	3/17/2004	68,875 00	43,745 00	25,130 00
1,100 00	GAZPROM OAO	ADS REP10 ORD RUB5(REG S)	86/12/31-04/12/31	3/22/2004	41,855 00	25,300 00	16,555 00
900 00	GAZPROM OAO	ADS REP10 ORD RUB5(REG S)	86/12/31-04/12/31	3/23/2004	34,517 34	20,700 00	13,817 34
900 00	GAZPROM OAO	ADS REP10 ORD RUB5(REG S)	86/12/31-04/12/31	4/22/2004	29,610 00	20,700 00	8,910 00
700 00	MOBILE TELESYSTEMS	SPONSORED ADR	86/12/31-04/12/31	3/1/2004	77,038 43	53,222 42	23,816 01
1,600 00	MOBILE TELESYSTEMS	SPONSORED ADR	86/12/31-04/12/31	3/2/2004	176,111 36	116,188 88	59,922 48
400 00	MOBILE TELESYSTEMS	SPONSORED ADR	86/12/31-04/12/31	3/3/2004	44,025 72	12,123 23	31,902 49
400 00	MOBILE TELESYSTEMS	SPONSORED ADR	86/12/31-04/12/31	3/8/2004	45,612 86	12,077 00	33,535 86
400 00	MOBILE TELESYSTEMS	SPONSORED ADR	86/12/31-04/12/31	3/25/2004	46,310 35	11,925 68	34,384 67

THE ROCKEFELLER FOUNDATION
EMPLOYEE ID NO 13-1659629
GAIN AND LOSSES FOR TAX ON INVESTMENT INCOME
FORM 990 PF 2004, PART IV

Shares/Par Value	Security Name	Security Description	Date Bought	Date Sold	Proceeds	Cost	Realized
500 00	MOBILE TELESYSTEMS OJSC	GDR 144A	86/12/31-04/12/31	4/1/2004	65,915 00	20,250 00	45,665 00
1,000 00	MOBILE TELESYSTEMS OJSC	GDR 144A	86/12/31-04/12/31	4/21/2004	124,640 00	40,500 00	84,140 00
90,800 00	ABS CBN HLDGS CORP	PDR EACH REPR 1 ORD SHS PHP1	86/12/31-04/12/31	6/22/2004	34,451 12	58 206 87	(23,755 75)
2,200 00	OPEN JT STK CO VIMPEL COMMN	SPONSORED ADR	86/12/31-04/12/31	3/25/2004	212,827 18	155,299 10	57,528 08
300 00	OPEN JT STK CO VIMPEL COMMN	SPONSORED ADR	86/12/31-04/12/31	3/26/2004	29,383 85	21,060 93	8,322 92
300 00	OPEN JT STK CO VIMPEL COMMN	SPONSORED ADR	86/12/31-04/12/31	4/2/2004	31,540 99	21,060 93	10,480 06
300 00	OPEN JT STK CO VIMPEL COMMN	SPONSORED ADR	86/12/31-04/12/31	4/5/2004	31,546 45	21,060 93	10,485 52
400 00	OPEN JT STK CO VIMPEL COMMN	SPONSORED ADR	86/12/31-04/12/31	4/7/2004	42,129 93	28,081 24	14,048 69
300 00	OPEN JT STK CO VIMPEL COMMN	SPONSORED ADR	86/12/31-04/12/31	4/8/2004	32,109 57	19,442 09	12,667 48
500 00	OPEN JT STK CO VIMPEL COMMN	SPONSORED ADR	86/12/31-04/12/31	4/12/2004	54,400 17	31,054 45	23,345 72
300 00	OPEN JT STK CO VIMPEL COMMN	SPONSORED ADR	86/12/31-04/12/31	4/20/2004	31,198 48	18,632 67	12,565 81
300 00	OPEN JT STK CO VIMPEL COMMN	SPONSORED ADR	86/12/31-04/12/31	4/21/2004	29,986 19	18,561 69	11,424 50
300 00	OPEN JT STK CO VIMPEL COMMN	SPONSORED ADR	86/12/31-04/12/31	4/22/2004	29,788 79	18,526 20	11,262 59
900 00	OPEN JT STK CO VIMPEL COMMN	SPONSORED ADR	86/12/31-04/12/31	4/23/2004	90,189 86	55,402 30	34,787 56
2,100 00	POSCO	SPONSORED ADR	86/12/31-04/12/31	2/9/2004	74,764 47	73,775 10	989 37
2,800 00	POSCO	SPONSORED ADR	86/12/31-04/12/31	5/5/2004	87,961 90	98,366 80	(10,404 90)
6,800 00	POSCO	SPONSORED ADR	86/12/31-04/12/31	5/6/2004	203,373 71	220,893 02	(17,519 31)
700 00	POSCO	SPONSORED ADR	86/12/31-04/12/31	8/19/2004	25,726 28	20,155 66	5,570 62
2,300 00	POSCO	SPONSORED ADR	86/12/31-04/12/31	8/20/2004	83,215 96	66,225 74	16,990 22
16,700 00	PERUSAHAAN TELEKOMUNIKIASI IND	SPONSORED ADR	86/12/31-04/12/31	2/4/2004	287,749 22	160,825 81	126,923 61
1,500 00	PERUSAHAAN TELEKOMUNIKIASI IND	SPONSORED ADR	86/12/31-04/12/31	5/7/2004	24,953 56	12,925 15	12,028 41
2,300 00	PERUSAHAAN TELEKOMUNIKIASI IND	SPONSORED ADR	86/12/31-04/12/31	5/11/2004	37,467 96	19,818 57	17,649 39
4,200 00	PETRBRAS ENERGIA PARTICPACION	SPONSORED ADR REPSTG 2 CL B SH	86/12/31-04/12/31	6/4/2004	40,844 04	30,231 23	10,612 81
3,500 00	PETRBRAS ENERGIA PARTICPACION	SPONSORED ADR REPSTG 2 CL B SH	86/12/31-04/12/31	6/7/2004	33 703 86	24 060 40	9,643 46
7,700 00	PETROLEO BRASILEIRO SA	SPONSORED ADR	86/12/31-04/12/31	2/17/2004	245,590 77	174,426 67	71,164 10
4,800 00	PETROLEO BRASILEIRO SA	SPONSORED ADR	86/12/31-04/12/31	10/20/2004	165,912 91	139,895 84	26,017 07
5,700 00	PETROLEO BRASILEIRO SA	SPONSORED ADR	86/12/31-04/12/31	10/21/2004	202,980 79	163,093 17	39,887 62
700 00	PETROLEO BRASILEIRO SA	SPONSORED ADR	86/12/31-04/12/31	10/22/2004	25,002 57	19,804 05	5,198 52
1,000 00	PETROLEO BRASILEIRO SA	SPONSORED ADR	86/12/31-04/12/31	10/25/2004	35,360 97	28,291 50	7,069 47
2,500 00	PETROLEO BRASILEIRO SA	SPONSORED ADR	86/12/31-04/12/31	12/7/2004	92,136 35	70,728 75	21,407 60
5,500 00	PETROLEO BRASILEIRO SA	SPONSORED ADR	86/12/31-04/12/31	12/8/2004	200,469 75	155,487 48	44,982 27
700 00	PETROLEO BRASILEIRO SA	SPONSORED ADR	86/12/31-04/12/31	12/8/2004	25,654 26	19,788 16	5,866 10
3,800 00	PETROLEO BRASILEIRO SA	SPONSORED ADR	86/12/31-04/12/31	12/9/2004	135 843 78	65,921 97	69,921 81
1,500 00	PHILIPPINE LONG DIST TEL CO	SPONSORED ADR	86/12/31-04/12/31	1/26/2004	24,974 43	12,928 38	12,046 05
5,700 00	PHILIPPINE LONG DIST TEL CO	SPONSORED ADR	86/12/31-04/12/31	1/30/2004	85,700 61	45,274 68	40,425 93
3,100 00	PHILIPPINE LONG DIST TEL CO	SPONSORED ADR	86/12/31-04/12/31	3/8/2004	51,486 55	24,293 67	27,192 88
1,800 00	PHILIPPINE LONG DIST TEL CO	SPONSORED ADR	86/12/31-04/12/31	3/12/2004	27,991 42	14,086 98	13,904 44
2,500 00	POLSKI KONCERN NAFTOWY S A	GLOBAL DEPOSITARY RCPT 144A	86/12/31-04/12/31	2/6/2004	34,373 39	23,056 00	11,317 39
1,800 00	POLSKI KONCERN NAFTOWY S A	GLOBAL DEPOSITARY RCPT 144A	86/12/31-04/12/31	10/15/2004	36 557 14	16,600 32	19,956 82
2,700 00	POLSKI KONCERN NAFTOWY S A	GLOBAL DEPOSITARY RCPT 144A	86/12/31-04/12/31	10/18/2004	55,110 81	24,900 48	30,210 33
1,600 00	POLSKI KONCERN NAFTOWY S A	GLOBAL DEPOSITARY RCPT 144A	86/12/31-04/12/31	10/19/2004	34,111 64	14,755 84	19,355 80
11,752.00	QUILMES INDL QUINSA SOCIETE	SPONSORED ADR REPSTG CL B SHS	86/12/31-04/12/31	9/16/2004	223,268 00	170,475 66	52,812 14
2,800 00	SK TELECOM LTD	SPONSORED ADR	86/12/31-04/12/31	4/7/2004	59,697 68	61,630 10	(1,932 42)
12,600 00	SIBERIAN OIL CO	SPONSORED ADR	86/12/31-04/12/31	2/4/2004	398,141 37	232,957 52	165,183 85
1,100 00	SIBERIAN OIL CO	SPONSORED ADR	86/12/31-04/12/31	3/19/2004	40,370 00	19,598 37	20,771 63
1,000 00	SIBERIAN OIL CO	SPONSORED ADR	86/12/31-04/12/31	3/29/2004	35,428 62	17,711 67	17,716 95
900 00	SIBERIAN OIL CO	SPONSORED ADR	86/12/31-04/12/31	3/30/2004	32,713 72	15,900 00	16,813 72
1,700 00	SIBERIAN OIL CO	SPONSORED ADR	86/12/31-04/12/31	4/1/2004	60,689 77	29,867 50	30,822 27
800 00	SIBERIAN OIL CO	SPONSORED ADR	86/12/31-04/12/31	4/21/2004	26,466 40	13,940 00	12,526 40
1,500 00	SIBERIAN OIL CO	SPONSORED ADR	86/12/31-04/12/31	4/26/2004	49,624 95	25,815 00	23,809 95
1,900 00	SIBERIAN OIL CO	SPONSORED ADR	86/12/31-04/12/31	5/20/2004	57,093 66	31,065 00	26,028 66
1,200 00	SIBERIAN OIL CO	SPONSORED ADR	86/12/31-04/12/31	5/21/2004	35,729 16	19,470 00	16,259 16
1,500 00	SIBERIAN OIL CO	SPONSORED ADR	86/12/31-04/12/31	6/21/2004	45,167 69	24,337 50	20,830 19
1,500 00	SIBIRTELECOM OPEN JT STK CO	SPONSORED ADR	86/12/31-04/12/31	2/13/2004	58,024 95	30,677 00	27,347 95
4,700 00	SUN INTERBREW LTD	GDR REPSTG CL B SHS REG S	86/12/31-04/12/31	3/25/2004	41,123 40	23,030 00	18,093 40
13,983 00	TELE CENTRO OESTE CELULAR PART	SPONSORED ADR REPSTG PFD	86/12/31-04/12/31	10/1/2004	154,589 82	155 400 48	(810 66)
1,600 00	TELE NORDESTE CELULAR PARTICIP	SPONSORED ADR REPSTG PFD	86/12/31-04/12/31	2/17/2004	43,805 95	25,647 44	18,158 51
800 00	TELEFONOS DE MEXICO S A	SPONSORED ADR REPSTG SH ORD L	86/12/31-04/12/31	6/8/2004	27,795 03	25,694 80	2,100 23
4,600 00	TELEFONOS DE MEXICO S A	SPONSORED ADR REPSTG SH ORD L	86/12/31-04/12/31	6/9/2004	156,781 35	147,023 30	9,758 05
800 00	TELEFONOS DE MEXICO S A	SPONSORED ADR REPSTG SH ORD L	86/12/31-04/12/31	6/10/2004	27,094 25	25,566 48	1,527 77
3,400 00	TELEFONOS DE MEXICO S A	SPONSORED ADR REPSTG SH ORD L	86/12/31-04/12/31	6/14/2004	113,265 29	108,339 36	4,925 93
1,400 00	TELEFONOS DE MEXICO S A	SPONSORED ADR REPSTG SH ORD L	86/12/31-04/12/31	6/15/2004	46,531 82	44,541 56	1,990 26
3,800 00	TELEFONOS DE MEXICO S A	SPONSORED ADR REPSTG SH ORD L	86/12/31-04/12/31	7/16/2004	116,542 12	120,693 84	(4,151 72)
4,300 00	TELEFONOS DE MEXICO S A	SPONSORED ADR REPSTG SH ORD L	86/12/31-04/12/31	7/20/2004	132,541 81	134,800 00	(2,258 19)
3,200 00	TELEFONOS DE MEXICO S A	SPONSORED ADR REPSTG SH ORD L	86/12/31-04/12/31	7/26/2004	96,331 18	98,385 30	(2,054 12)
3,500 00	TELEFONOS DE MEXICO S A	SPONSORED ADR REPSTG SH ORD L	86/12/31-04/12/31	8/6/2004	105,937 61	107,240 04	(1,302 43)
10,700 00	TELEFONOS DE MEXICO S A	SPONSORED ADR REPSTG SH ORD L	86/12/31-04/12/31	8/6/2004	325,363 33	328,578 10	(3,214 77)
1,900 00	TELEFONOS DE MEXICO S A	SPONSORED ADR REPSTG SH ORD L	86/12/31-04/12/31	8/9/2004	57,857 82	58,119 48	(261 66)
1,000 00	TELEFONOS DE MEXICO S A	SPONSORED ADR REPSTG SH ORD L	86/12/31-04/12/31	8/19/2004	31,841 85	30,589 20	1,252 65
2,900 00	TELEFONOS DE MEXICO S A	SPONSORED ADR REPSTG SH ORD L	86/12/31-04/12/31	9/14/2004	94,218 79	88,692 30	5,526 49
3,200 00	TELEFONOS DE MEXICO S A	SPONSORED ADR REPSTG SH ORD L	86/12/31-04/12/31	9/15/2004	103,643 97	97,847 58	5,796 39
800 00	TELEFONOS DE MEXICO S A	SPONSORED ADR REPSTG SH ORD L	86/12/31-04/12/31	9/16/2004	25,871 79	24,461 84	1,409 95
2,500 00	TELEFONOS DE MEXICO S A	SPONSORED ADR REPSTG SH ORD L	86/12/31-04/12/31	9/17/2004	82,227 07	76,443 25	5,783 82
2,800 00	TELEFONOS DE MEXICO S A	SPONSORED ADR REPSTG SH ORD L	86/12/31-04/12/31	9/20/2004	91,432 70	85,277 86	6,154 84
1,700 00	TELEFONOS DE MEXICO S A	SPONSORED ADR REPSTG SH ORD L	86/12/31-04/12/31	9/21/2004	55,604 51	51,678 47	3,926 04
800 00	TELEFONOS DE MEXICO S A	SPONSORED ADR REPSTG SH ORD L	86/12/31-04/12/31	12/8/2004	27,713 59	24,319 28	3,394 31
5,800 00	TELEKOMUNIKA CTA POLSKA	SPONSORED GDR RESPTG SHS SER A	86/12/31-04/12/31	10/14/2004	25,075 14	33,013 60	(7,938 46)
10,500 00	TELEKOMUNIKA CTA POLSKA	SPONSORED GDR RESPTG SHS SER A	86/12/31-04/12/31	10/18/2004	45,780 00	57,995 50	(12,215 50)
565 00	TELEMIG CELULAR PARTICIPACOES	SPONSORED ADR REPSTG PFD	86/12/31-04/12/31	7/2/2004	16,374 39	18,645 00	(2,270 61)
1,400 00	TEVA PHARMACEUTICAL INDS LTD	ADR	86/12/31-04/12/31	2/6/2004	90,819 07	80,982 44	9,836 63
700 00	TEVA PHARMACEUTICAL INDS LTD	ADR	86/12/31-04/12/31	2/20/2004	45,210 88	39,910 08	5,300 80
600 00	TEVA PHARMACEUTICAL INDS LTD	ADR	86/12/31-04/12/31	2/26/2004	39,319 59	34,097 49	5,222 10
600 00	TEVA PHARMACEUTICAL INDS LTD	ADR	86/12/31-04/12/31	4/2/2004	38,819 09	33,770 50	5,048 59
400 00	TEVA PHARMACEUTICAL INDS LTD	ADR	86/12/31-04/12/31	4/15/2004	25,614 00	22,382 24	3,231 76
400 00	TEVA PHARMACEUTICAL INDS LTD	ADR	86/12/31-04/12/31	4/27/2004	26,796 89	22,294 23	4 502 66

THE ROCKEFELLER FOUNDATION
EMPLOYEE ID NO 13-1659629
GAIN AND LOSSES FOR TAX ON INVESTMENT INCOME
FORM 990 PF 2004, PART IV

Shares/Par Value	Security Name	Security Description	Date Bought	Date Sold	Proceeds	Cost	Realized
1,100 00	TEVA PHARMACEUTICAL INDS LTD	ADR	86/12/31-04/12/31	5/18/2004	71,303 52	60,739 44	10,564 08
13,700 00	TV AZTECA S A DE C V	SPONSORED ADR	86/12/31-04/12/31	2/10/2004	114,097 82	90,059 31	24,038 51
5,300 00	TV AZTECA S A DE C V	SPONSORED ADR	86/12/31-04/12/31	4/22/2004	50,720 87	33,054 34	17,666 53
5,600 00	TV AZTECA S A DE C V	SPONSORED ADR	86/12/31-04/12/31	8/16/2004	48,551 42	33,862 35	14,689 07
2,400 00	TV AZTECA S A DE C V	SPONSORED ADR	86/12/31-04/12/31	11/29/2004	26,214 58	14,243 64	11,970 94
3,300 00	TV AZTECA S A DE C V	SPONSORED ADR	86/12/31-04/12/31	12/2/2004	35,839 80	19,202 70	16,637 10
2,500 00	TV AZTECA S A DE C V	SPONSORED ADR	86/12/31-04/12/31	12/6/2004	26,217 63	13,422 12	12,795 51
3,100 00	TV AZTECA S A DE C V	SPONSORED ADR	86/12/31-04/12/31	12/9/2004	31,167 91	13,919 93	17,247 98
2,400 00	UNIBANCO UNIAO DE BANCOS BRAS	GLOBAL DEPOSITORY RCPT REPSTG	86/12/31-04/12/31	6/8/2004	47,814 79	50,146 52	(2,331 73)
13,800 00	URALSVY ASINFORM JSC	SPONSORED ADR	86/12/31-04/12/31	2/4/2004	110,124 00	35,984 00	74,140 00
3,400 00	URALSVY ASINFORM JSC	SPONSORED ADR	86/12/31-04/12/31	3/4/2004	25,942 00	8,296 00	17,646 00
3,300 00	URALSVY ASINFORM JSC	SPONSORED ADR	86/12/31-04/12/31	3/17/2004	25,080 00	8,052 00	17,028 00
3,600 00	URALSVY ASINFORM JSC	SPONSORED ADR	86/12/31-04/12/31	12/28/2004	25,235 41	8,784 00	16,451 41
2,400 00	URALSVY ASINFORM JSC	SPONSORED ADR	86/12/31-04/12/31	12/29/2004	16,967 60	5,856 00	11,111 60
12,000 00	VOLGATELECOM PUB JT STK CO	SPONSORED ADR	86/12/31-04/12/31	2/4/2004	77,400 00	30,919 00	46,481 00
3,800 00	VOLGATELECOM PUB JT STK CO	SPONSORED ADR	86/12/31-04/12/31	4/12/2004	25,364 41	9,576 00	15,788 41
3,800 00	VOLGATELECOM PUB JT STK CO	SPONSORED ADR	86/12/31-04/12/31	4/26/2004	23,180 00	9,576 00	13,604 00
1,000 00	YUKOS CORP	SPONSORED ADR	86/12/31-04/12/31	3/25/2004	53,375 00	35,405 84	17,969 16
500 00	YUKOS CORP	SPONSORED ADR	86/12/31-04/12/31	3/26/2004	27,125 00	17,686 67	9,438 33
1,900 00	YUKOS CORP	SPONSORED ADR	86/12/31-04/12/31	3/29/2004	103,692 50	67,209 33	36,483 17
700 00	YUKOS CORP	SPONSORED ADR	86/12/31-04/12/31	3/30/2004	39,958 87	24,695 31	15,263 56
400 00	YUKOS CORP	SPONSORED ADR	86/12/31-04/12/31	4/12/2004	24,800 00	14,106 67	10,693 33
500 00	YUKOS CORP	SPONSORED ADR	86/12/31-04/12/31	4/21/2004	26,000 00	17,633 33	8,366 67
800 00	YUKOS CORP	SPONSORED ADR	86/12/31-04/12/31	5/20/2004	32,400 00	32,000 00	400 00
2,000 00	YUKOS CORP	SPONSORED ADR	86/12/31-04/12/31	6/21/2004	74,400 00	71,059 97	3,340 03
7,400 00	YUKOS CORP	SPONSORED ADR	86/12/31-04/12/31	8/9/2004	112,263 51	218,032 30	(105,768 79)
4,300 00	YUKOS CORP	SPONSORED ADR	86/12/31-04/12/31	8/10/2004	64,682 96	96,110 36	(31,427 40)
8,056 00	YUKOS CORP	SPONSORED ADR	86/12/31-04/12/31	8/12/2004	122,880 33	138,042 94	(15,362 61)
1,300 00	JSC MMC NORILSK NICKEL	SPONSORED ADR	86/12/31-04/12/31	6/11/2004	69,105 09	93,135 73	(24,030 64)
2,200 00	JSC MMC NORILSK NICKEL	SPONSORED ADR	86/12/31-04/12/31	6/23/2004	126,187 07	157,614 32	(31,427 25)
19,600 00	GAZPROM OAO	ADS REP10 ORD RUB5(REG S)	86/12/31-04/12/31	12/16/2004	670,187 06	590,201 14	79,985 92
2,700 00	OIL CO LUKOIL	SPONSORED ADR	86/12/31-04/12/31	2/3/2004	274,789 63	276,916 05	(2,126 42)
3,200 00	OIL CO LUKOIL	SPONSORED ADR	86/12/31-04/12/31	4/6/2004	412,634 88	328,196 80	84,438 08
400 00	OIL CO LUKOIL	SPONSORED ADR	86/12/31-04/12/31	4/16/2004	48,190 63	41,024 60	7,166 03
700 00	OIL CO LUKOIL	SPONSORED ADR	86/12/31-04/12/31	4/26/2004	79,774 19	71,793 05	7,981 14
1,800 00	OIL CO LUKOIL	SPONSORED ADR	86/12/31-04/12/31	6/11/2004	191,719 31	184,265 96	7,453 35
2,400 00	OIL CO LUKOIL	SPONSORED ADR	86/12/31-04/12/31	6/23/2004	265,884 68	237,873 91	28,010 77
1,000 00	OIL CO LUKOIL	SPONSORED ADR	86/12/31-04/12/31	12/16/2004	111,955 20	122,529 17	(10,573 97)
800 00	OPEN JT STK CO VIMPEL COMMN	SPONSORED ADR	86/12/31-04/12/31	2/3/2004	60,434 82	61,154 67	(719 85)
900 00	OPEN JT STK CO VIMPEL COMMN	SPONSORED ADR	86/12/31-04/12/31	3/17/2004	80,309 13	82,877 31	(2,568 18)
2,400 00	OPEN JT STK CO VIMPEL COMMN	SPONSORED ADR	86/12/31-04/12/31	4/16/2004	246,958 04	221,006 17	25,951 87
500 00	OPEN JT STK CO VIMPEL COMMN	SPONSORED ADR	86/12/31-04/12/31	6/23/2004	47,397 83	46,042 95	1,354 88
400 00	OPEN JT STK CO VIMPEL COMMN	SPONSORED ADR	86/12/31-04/12/31	11/24/2004	15,991 02	14,539 27	1,451 75
3,200 00	OPEN JT STK CO VIMPEL COMMN	SPONSORED ADR	86/12/31-04/12/31	12/16/2004	99,067 16	114,919 18	(15,852 02)
2,000 00	UNIFIED ENERGY SYS RUSSIA	SPONSORED ADR	86/12/31-04/12/31	3/25/2004	62,972 34	59,371 93	3,600 41
15,500 00	NOKIA CORP	SPONSORED ADR	86/12/31-04/12/31	1/6/2004	268,599 29	242,886 55	25,712 74
14,500 00	NOKIA CORP	SPONSORED ADR	86/12/31-04/12/31	7/7/2004	206,330 15	227,061 95	(20,731 80)
38,000 00	NOKIA CORP	SPONSORED ADR	86/12/31-04/12/31	7/28/2004	432,076 44	591,340 80	(159,264 36)
47,000 00	NOKIA CORP	SPONSORED ADR	86/12/31-04/12/31	8/12/2004	513,979 91	713,390 20	(199,410 29)
24,000 00	NOKIA CORP	SPONSORED ADR	86/12/31-04/12/31	8/13/2004	266,595 33	356,193 60	(89,598 27)
2,500 00	NOKIA CORP	SPONSORED ADR	86/12/31-04/12/31	8/30/2004	29,322 31	34,941 70	(5,619 39)
19,000 00	NOKIA CORP	SPONSORED ADR	86/12/31-04/12/31	8/31/2004	222,612 06	260,988 50	(38,376 44)
6,500 00	NEWS CORP LTD	SPNSRD ADR REP PFD LTD	86/12/31-04/12/31	6/9/2004	218,037 39	232,215 48	(14,178 09)
1,900 00	NEWS CORP LTD	SPNSRD ADR REP PFD LTD	86/12/31-04/12/31	7/12/2004	61,948 04	65,347 08	(3,399 04)
900 00	NEWS CORP LTD	SPNSRD ADR REP PFD LTD	86/12/31-04/12/31	9/1/2004	26,840 43	30,363 75	(3,523 32)
320 00	NEWS CORP LTD	SPNSRD ADR REP PFD LTD	86/12/31-04/12/31	9/1/2004	9,508 15	10,796 00	(1,287 85)
520 00	NEWS CORP LTD	SPNSRD ADR REP PFD LTD	86/12/31-04/12/31	9/2/2004	15,430 73	17,543 50	(2,112 77)
960 00	NEWS CORP LTD	SPNSRD ADR REP PFD LTD	86/12/31-04/12/31	9/2/2004	28,443 07	32,388 00	(3,944 93)
2,400 00	NEWS CORP LTD	SPNSRD ADR REP PFD LTD	86/12/31-04/12/31	9/15/2004	76,620 36	80,970 00	(4,349 64)
17,700 00	NEWS CORP LTD	SPNSRD ADR REP PFD LTD	86/12/31-04/12/31	9/30/2004	558,258 00	576,497 05	(18,239 05)
900 00	NEWS CORP LTD	SPNSRD ADR REP PFD LTD	86/12/31-04/12/31	8/31/2004	26,614 53	30,477 48	(3,862 95)
1,200 00	NEWS CORP LTD	SPNSRD ADR REP PFD LTD	86/12/31-04/12/31	8/31/2004	35,620 44	40,557 24	(4,936 80)
9,200 00	NOKIA CORP	SPONSORED ADR	86/12/31-04/12/31	3/3/2004	201,150 13	157,420 52	43,729 61
4,600 00	NOKIA CORP	SPONSORED ADR	86/12/31-04/12/31	3/4/2004	103,177 18	78,108 00	25,069 18
4,600 00	NOKIA CORP	SPONSORED ADR	86/12/31-04/12/31	3/4/2004	103,922 81	78,108 00	25,814 81
4,600 00	NOKIA CORP	SPONSORED ADR	86/12/31-04/12/31	3/12/2004	97,493 18	73,244 00	24,249 18
10,600 00	NOKIA CORP	SPONSORED ADR	86/12/31-04/12/31	3/18/2004	218,572 99	176,916 12	41,656 87
5,600 00	NOKIA CORP	SPONSORED ADR	86/12/31-04/12/31	3/23/2004	109,082 05	117,363 12	(8,281 07)
3,700 00	NOKIA CORP	SPONSORED ADR	86/12/31-04/12/31	3/24/2004	71,736 49	76,466 54	(4,730 05)
6,900 00	NOKIA CORP	SPONSORED ADR	86/12/31-04/12/31	2/26/2004	151,909 28	118,328 10	33,581 18
2,800 00	NOKIA CORP	SPONSORED ADR	86/12/31-04/12/31	2/26/2004	61,547 19	48,017 20	13,529 99
4,100 00	NOKIA CORP	SPONSORED ADR	86/12/31-04/12/31	2/27/2004	90,421 96	70,310 90	20,111 06
5,600 00	SAP AKTIENGESELLSCHAFT	SPONSERED ADR	86/12/31-04/12/31	7/12/2004	220,102 84	227,477 28	(7,374 44)
2,000 00	SAP AKTIENGESELLSCHAFT	SPONSERED ADR	86/12/31-04/12/31	8/6/2004	76,114 81	79,398 77	(3,283 96)
28,500 00	SAP AKTIENGESELLSCHAFT	SPONSERED ADR	86/12/31-04/12/31	9/30/2004	1,110,645 00	1,084,353 06	26,291 94
10,400 00	TAIWAN SEMICNDCTR MFG CO LTD	SPONSORED ADR	86/12/31-04/12/31	6/9/2004	95,833 74	82,927 48	12,906 26
24,800 00	TAIWAN SEMICNDCTR MFG CO LTD	SPONSORED ADR	86/12/31-04/12/31	7/12/2004	185,623 63	225,011 51	(39,387 88)
131,841 00	TAIWAN SEMICNDCTR MFG CO LTD	SPONSORED ADR	86/12/31-04/12/31	9/30/2004	947,936 79	1,077,543 40	(129,606 61)
2,500 00	TEVA PHARMACEUTICAL INDS LTD	ADR	86/12/31-04/12/31	6/9/2004	165,559 62	118,520 12	47,039 50
5,600 00	TEVA PHARMACEUTICAL INDS LTD	ADR	86/12/31-04/12/31	7/12/2004	182,471 72	131,336 80	51,134 92
30,800 00	TEVA PHARMACEUTICAL INDS LTD	ADR	86/12/31-04/12/31	9/30/2004	815,584 00	889,827 74	(74,243 74)
1,000 00	AMERICA MOVIL S A DEC V	SPONS ADR REPSTG SER L SHS	86/12/31-04/12/31	4/1/2004	39,105 18	15,066 90	24,038 28
400 00	AMERICA MOVIL S A DEC V	SPONS ADR REPSTG SER L SHS	86/12/31-04/12/31	4/2/2004	15,839 86	6,376 23	9,463 63
1,800 00	AMERICA MOVIL S A DEC V	SPONS ADR REPSTG SER L SHS	86/12/31-04/12/31	10/6/2004	72,466 30	27,382 50	45,083 80
1,900 00	AMERICA MOVIL S A DEC V	SPONS ADR REPSTG SER L SHS	86/12/31-04/12/31	10/22/2004	75,616 70	28,212 09	47,404 61

THE ROCKEFELLER FOUNDATION
EMPLOYEE ID NO 13-1659629
GAIN AND LOSSES FOR TAX ON INVESTMENT INCOME
FORM 990 PF 2004, PART IV

Shares/Par Value	Security Name	Security Description	Date Bought	Date Sold	Proceeds	Cost	Realized
2,100 00	AMERICA MOVIL S A DEC V	SPONS ADR REPSTG SER L SHS	86/12/31-04/12/31	11/16/2004	92,526 77	31,181 79	61,344 98
700 00	AMERICA MOVIL S A DEC V	SPONS ADR REPSTG SER L SHS	86/12/31-04/12/31	3/30/2004	27,211 57	11,158 40	16,053 17
1,100 00	AMERICA MOVIL S A DEC V	SPONS ADR REPSTG SER L SHS	86/12/31-04/12/31	3/31/2004	42,571 96	17,534 63	25,037 33
400 00	COMPANHIA VALE DO RIO DOCE	SPONSORED ADR	86/12/31-04/12/31	2/3/2004	22,361 31	10,380 28	11,981 03
800 00	COMPANHIA VALE DO RIO DOCE	SPONSORED ADR	86/12/31-04/12/31	2/5/2004	45,381 87	20,703 92	24,677 95
3,000 00	COMPANHIA VALE DO RIO DOCE	SPONSORED ADR	86/12/31-04/12/31	10/25/2004	63,496 51	24,995 38	38,501 13
2,400 00	COMPANHIA VALE DO RIO DOCE	SPONSORED ADR	86/12/31-04/12/31	11/16/2004	56,199 72	18,705 68	37,494 04
2,000 00	COMPANHIA VALE DO RIO DOCE	SPONSORED ADR	86/12/31-04/12/31	8/30/2004	113,698 33	51,171 14	62,527 19
2,000 00	ELAN PLC	ADR	86/12/31-04/12/31	10/22/2004	48,808 85	46,857 62	1,951 23
2,200 00	ELAN PLC	ADR	86/12/31-04/12/31	11/16/2004	65,921 45	51,533 66	14,387 79
900 00	ERICSSON L M TEL CO	ADR CL B SEK 10 NEW EXCHANGE	86/12/31-04/12/31	11/16/2004	29,343 81	27,078 37	2,265 44
400 00	INFOSYS TECHNOLOGIES LTD	SPONSORED ADR REPSTG 1/4 EQ SH	86/12/31-04/12/31	8/30/2004	20,043 53	15,885 86	4,157 67
220 00	SAMSUNG ELECTRONIC	GDR REP1/2 KRW5000(REGS)	86/12/31-04/12/31	1/8/2004	44,475 60	21,021 00	23,454 60
40 00	SAMSUNG ELECTRONIC	GDR REP1/2 KRW5000(REGS)	86/12/31-04/12/31	1/9/2004	8,534 60	3,822 00	4,712 60
20 00	SAMSUNG ELECTRONIC	GDR REP1/2 KRW5000(REGS)	86/12/31-04/12/31	1/12/2004	4,276 80	1,911 00	2,365 80
90 00	SAMSUNG ELECTRONIC	GDR REP1/2 KRW5000(REGS)	86/12/31-04/12/31	5/6/2004	20,577 60	8,599 50	11,978 10
270 00	SAMSUNG ELECTRONIC	GDR REP1/2 KRW5000(REGS)	86/12/31-04/12/31	5/7/2004	60,939 00	24,963 68	35,975 32
4,000 00	SES GLOBAL	FDR EACH REP 1 A NPV	86/12/31-04/12/31	10/22/2004	40,515 04	61,826 66	(21,311 62)
4,600 00	SES GLOBAL	FDR EACH REP 1 A NPV	86/12/31-04/12/31	11/16/2004	50,594 41	58,273 92	(7,679 51)
1,500 00	SES GLOBAL	FDR EACH REP 1 A NPV	86/12/31-04/12/31	11/16/2004	16,498 18	23,185 00	(6,686 82)
200 00	NORSK HYDRO A S	SPONSORED ADR	86/12/31-04/12/31	4/20/2004	13,193 93	5,935 69	7,258 24
200 00	NORSK HYDRO A S	SPONSORED ADR	86/12/31-04/12/31	4/21/2004	12,968 69	5,935 69	7,033 00
200 00	NORSK HYDRO A S	SPONSORED ADR	86/12/31-04/12/31	4/22/2004	12,761 02	5,935 70	6,825 32
100 00	NORSK HYDRO A S	SPONSORED ADR	86/12/31-04/12/31	4/27/2004	6,363 87	2,967 85	3,396 02
200 00	NORSK HYDRO A S	SPONSORED ADR	86/12/31-04/12/31	4/27/2004	12,795 54	5,935 69	6,859 85
200 00	NORSK HYDRO A S	SPONSORED ADR	86/12/31-04/12/31	5/3/2004	11,591 94	5,935 69	5,656 25
200 00	NORSK HYDRO A S	SPONSORED ADR	86/12/31-04/12/31	5/3/2004	11,742 02	5,935 70	5,806 32
300 00	NORSK HYDRO A S	SPONSORED ADR	86/12/31-04/12/31	6/7/2004	19,376 96	8,903 54	10,473 42
800 00	NORSK HYDRO A S	SPONSORED ADR	86/12/31-04/12/31	4/30/2004	48,999 85	23,742 78	23,257 07
600 00	ROYAL DUTCH PETE CO	NY REGISTRY SH PAR N GLDR 1 25	86/12/31-04/12/31	10/22/2004	32,088 26	29,528 70	2,559 56
600 00	ROYAL DUTCH PETE CO	NY REGISTRY SH PAR N GLDR 1 25	86/12/31-04/12/31	11/16/2004	33,233 22	26,512 67	6,720 55
1,000 00	SAMSUNG ELECTRS LTD	GDR 1995 RPSTG COM 144A	86/12/31-04/12/31	10/8/2004	215,750 00	160,011 12	55,738 88
1,050 00	SAMSUNG ELECTRS LTD	GDR 1995 RPSTG COM 144A	86/12/31-04/12/31	10/22/2004	202,125 00	89,875 87	112,249 13
1,180 00	SAMSUNG ELECTRS LTD	GDR 1995 RPSTG COM 144A	86/12/31-04/12/31	11/16/2004	247,817 50	85,642 27	162,175 23
400 00	SAP AKTIENGESELLSCHAFT	SPONSERED ADR	86/12/31-04/12/31	8/30/2004	14,851 65	8,827 20	6,024 45
3,500 00	STMICROELECTRONICS N V	SHS N Y REGISTRY	86/12/31-04/12/31	10/6/2004	62,386 03	68,425 00	(6,038 97)
1,500 00	STMICROELECTRONICS N V	SHS N Y REGISTRY	86/12/31-04/12/31	2/27/2004	39,058 47	29,325 00	9,733 47
2,000 00	TAIWAN SEMICNDCTR MFG CO LTD	SPONSORED ADR	86/12/31-04/12/31	5/6/2004	18,953 35	46,519 12	(27,565 77)
3,100 00	TAIWAN SEMICNDCTR MFG CO LTD	SPONSORED ADR	86/12/31-04/12/31	5/7/2004	29,788 13	69,835 28	(40,047 15)
2,500 00	TAIWAN SEMICNDCTR MFG CO LTD	SPONSORED ADR	86/12/31-04/12/31	5/10/2004	23,175 70	55,757 01	(32,581 31)
2,100 00	TAIWAN SEMICNDCTR MFG CO LTD	SPONSORED ADR	86/12/31-04/12/31	5/11/2004	20,196 06	46,547 77	(26,351 71)
2,200 00	TAIWAN SEMICNDCTR MFG CO LTD	SPONSORED ADR	86/12/31-04/12/31	5/12/2004	21,063 18	48,608 50	(27,545 32)
900 00	TAIWAN SEMICNDCTR MFG CO LTD	SPONSORED ADR	86/12/31-04/12/31	5/13/2004	8,678 13	19,885 29	(11,207 16)
900 00	TAIWAN SEMICNDCTR MFG CO LTD	SPONSORED ADR	86/12/31-04/12/31	5/14/2004	8,434 60	19 885 30	(11,450 70)
900 00	TAIWAN SEMICNDCTR MFG CO LTD	SPONSORED ADR	86/12/31-04/12/31	5/19/2004	8,524 59	19,885 30	(11,360 71)
900 00	TAIWAN SEMICNDCTR MFG CO LTD	SPONSORED ADR	86/12/31-04/12/31	5/19/2004	8,504 80	19,885 29	(11,380 49)
300 00	TAIWAN SEMICNDCTR MFG CO LTD	SPONSORED ADR	86/12/31-04/12/31	5/20/2004	2,782 28	6,628 43	(3,846 15)
700 00	TAIWAN SEMICNDCTR MFG CO LTD	SPONSORED ADR	86/12/31-04/12/31	5/21/2004	6,576 20	10,167 57	(3,591 37)
800 00	TAIWAN SEMICNDCTR MFG CO LTD	SPONSORED ADR	86/12/31-04/12/31	5/24/2004	7,508 06	9,741 20	(2,233 14)
700 00	TAIWAN SEMICNDCTR MFG CO LTD	SPONSORED ADR	86/12/31-04/12/31	5/25/2004	6,491 36	8,507 19	(2,015 83)
500 00	TAIWAN SEMICNDCTR MFG CO LTD	SPONSORED ADR	86/12/31-04/12/31	5/25/2004	4,698 13	6,034 51	(1,336 38)
0 79	TAIWAN SEMICNDCTR MFG CO LTD	SPONSORED ADR	86/12/31-04/12/31	8/10/2004	5 43	8 33	(2 90)
8,600 00	TAIWAN SEMICNDCTR MFG CO LTD	SPONSORED ADR	86/12/31-04/12/31	10/6/2004	64,455 48	86,782 33	(22,326 85)
11,900 00	TAIWAN SEMICNDCTR MFG CO LTD	SPONSORED ADR	86/12/31-04/12/31	10/22/2004	86,332 47	116,483 47	(30,151 00)
13,607 00	TAIWAN SEMICNDCTR MFG CO LTD	SPONSORED ADR	86/12/31-04/12/31	11/16/2004	108,377 20	121,481 69	(13,104 49)
600 00	TAIWAN SEMICNDCTR MFG CO LTD	SPONSORED ADR	86/12/31-04/12/31	5/26/2004	5,825 08	7,227 58	(1,402 50)
800 00	TAIWAN SEMICNDCTR MFG CO LTD	SPONSORED ADR	86/12/31-04/12/31	5/27/2004	8,003 89	9,587 12	(1,583 23)
5,300 00	TAIWAN SEMICNDCTR MFG CO LTD	SPONSORED ADR	86/12/31-04/12/31	8/30/2004	40,570 54	55,007 80	(14,437 26)
700 00	TELEFONOS DE MEXICO S A	SPONSORED ADR REPSTG SH ORD L	86/12/31-04/12/31	1/8/2004	23,966 24	16,906 07	7,060 17
400 00	TELEFONOS DE MEXICO S A	SPONSORED ADR REPSTG SH ORD L	86/12/31-04/12/31	1/9/2004	13,587 12	9,660 61	3,926 51
100 00	TELEFONOS DE MEXICO S A	SPONSORED ADR REPSTG SH ORD L	86/12/31-04/12/31	1/12/2004	3,418 68	2,415 15	1,003 53
1,200 00	TELEFONOS DE MEXICO S A	SPONSORED ADR REPSTG SH ORD L	86/12/31-04/12/31	10/22/2004	40,707 00	28,981 84	11,725 16
1,300 00	TELEFONOS DE MEXICO S A	SPONSORED ADR REPSTG SH ORD L	86/12/31-04/12/31	11/16/2004	48,968 41	31,398 99	15,571 42
1,200 00	TELEFONOS DE MEXICO S A	SPONSORED ADR REPSTG SH ORD L	86/12/31-04/12/31	2/27/2004	40,878 44	28,981 84	11,896 60
900 00	TELEFONOS DE MEXICO S A	SPONSORED ADR REPSTG SH ORD L	86/12/31-04/12/31	8/30/2004	28,916 32	21,736 38	7,179 94
900 00	YARA INTL ASA	SPONSORED ADR	86/12/31-04/12/31	4/23/2004	6,324 30	3,032 13	3,292 17
700 00	YARA INTL ASA	SPONSORED ADR	86/12/31-04/12/31	5/4/2004	4,906 88	2,358 32	2,548 56
800 00	YARA INTL ASA	SPONSORED ADR	86/12/31-04/12/31	5/5/2004	5,728 00	2,695 22	3 032 78
1,500 00	YUKOS CORP	SPONSORED ADR	86/12/31-04/12/31	10/22/2004	21,182 06	75,994 04	(54,811 98)
1,800 00	YUKOS CORP	SPONSORED ADR	86/12/31-04/12/31	11/16/2004	20,838 24	79,887 55	(59,049 31)
2,158 00	NEWS CORP	CDI NPV CL A DFD	86/12/31-04/12/31	11/17/2004	39,685 39	35,126 93	4,558 46
7,200 00	CHINA MOBILE HONG KONG LTD	SPONSORED ADR	86/12/31-04/12/31	1/12/2004	124,057 38	221,546 88	(97,489 50)
11,000 00	CHINA MOBILE HONG KONG LTD	SPONSORED ADR	86/12/31-04/12/31	2/9/2004	183,051 23	279,142 92	(96,091 69)
11,000 00	CHINA MOBILE HONG KONG LTD	SPONSORED ADR	86/12/31-04/12/31	3/22/2004	154,010 48	169,622 24	(15,611 76)
3,500 00	CHINA MOBILE HONG KONG LTD	SPONSORED ADR	86/12/31-04/12/31	4/7/2004	52,195 67	49,459 70	2,735 97
17,000 00	CHINA MOBILE HONG KONG LTD	SPONSORED ADR	86/12/31-04/12/31	6/15/2004	241,740 00	193,681 48	48,058 52
3,200 00	COMPANHIA VALE DO RIO DOCE	SPONSORED ADR	86/12/31-04/12/31	1/12/2004	197,228 84	85,638 40	111,590 44
4,400 00	COMPANHIA VALE DO RIO DOCE	SPONSORED ADR	86/12/31-04/12/31	2/9/2004	254,201 17	117,752 80	136,448 37
5,000 00	COMPANHIA VALE DO RIO DOCE	SPONSORED ADR	86/12/31-04/12/31	3/22/2004	261,363 80	129,870 64	131,493 16
1,700 00	COMPANHIA VALE DO RIO DOCE	SPONSORED ADR	86/12/31-04/12/31	4/7/2004	95,266 78	41,650 00	53,616 78
8,100 00	COMPANHIA VALE DO RIO DOCE	SPONSORED ADR	86/12/31-04/12/31	6/15/2004	379,161 00	198,450 00	180,711 00
4,100 00	COMPANHIA DE BEBIDAS DAS AMERS	SPONSORED ADR REPSTG PFD SHD	86/12/31-04/12/31	1/12/2004	109,740 79	94,873 18	14,867 61
8,500 00	COMPANHIA DE BEBIDAS DAS AMERS	SPONSORED ADR REPSTG PFD SHD	86/12/31-04/12/31	3/22/2004	160,048 75	193,264 15	(33,215 40)
2,800 00	COMPANHIA DE BEBIDAS DAS AMERS	SPONSORED ADR REPSTG PFD SHD	86/12/31-04/12/31	4/7/2004	52,904 76	58,864 67	(5,959 91)
12,900 00	COMPANHIA DE BEBIDAS DAS AMERS	SPONSORED ADR REPSTG PFD SHD	86/12/31-04/12/31	6/15/2004	242,133 00	247,591 06	(5,458 06)

THE ROCKEFELLER FOUNDATION
EMPLOYEE ID NO 13-1659629
GAIN AND LOSSES FOR TAX ON INVESTMENT INCOME
FORM 990 PF 2004, PART IV

Shares/Par Value	Security Name	Security Description	Date Bought	Date Sold	Proceeds	Cost	Realized
4,500 00	KT CORP	SPONSORED ADR	86/12/31-04/12/31	1/12/2004	88,464 05	107,375 85	(18,911 80)
9,300 00	KT CORP	SPONSORED ADR	86/12/31-04/12/31	3/22/2004	175,670 14	206,951 70	(31,281 56)
3,000 00	KT CORP	SPONSORED ADR	86/12/31-04/12/31	4/7/2004	56,821 66	62,844 05	(6,022 39)
14,400 00	KT CORP	SPONSORED ADR	86/12/31-04/12/31	6/15/2004	249,408 00	283,838 75	(34,430 75)
3,500 00	KOOKMIN BK NEW	SPONSORED ADR	86/12/31-04/12/31	1/12/2004	146,748 12	127,615 28	19,132 84
2,900 00	KOOKMIN BK NEW	SPONSORED ADR	86/12/31-04/12/31	2/9/2004	115,831 30	105,738 37	10,092 93
6,000 00	KOOKMIN BK NEW	SPONSORED ADR	86/12/31-04/12/31	3/22/2004	232,999 70	214,289 18	18,710 52
2 000 00	KOOKMIN BK NEW	SPONSORED ADR	86/12/31-04/12/31	4/7/2004	83,372 04	70,784 00	12,588 04
9,934 00	KOOKMIN BK NEW	SPONSORED ADR	86/12/31-04/12/31	6/15/2004	288,880 72	296,057 10	(7,176 38)
800 00	OIL CO LUKOIL	SPONSORED ADR	86/12/31-04/12/31	1/12/2004	78,620 31	48,461 04	30,159 27
5,000 00	OIL CO LUKOIL	SPONSORED ADR	86/12/31-04/12/31	2/9/2004	511,211 52	302,881 50	208,330 02
7,200 00	RELIANCE INDS LTD	GLOBAL DEPOSITARY RCPTS 144A	86/12/31-04/12/31	1/12/2004	227,027 49	86,040 00	140,987 49
8,300 00	RELIANCE INDS LTD	GLOBAL DEPOSITARY RCPTS 144A	86/12/31-04/12/31	2/9/2004	261,505 35	97,927 00	163,578 35
5,100 00	RELIANCE INDS LTD	GLOBAL DEPOSITARY RCPTS 144A	86/12/31-04/12/31	2/10/2004	159,204 36	59,211 00	99,993 36
6,500 00	RELIANCE INDS LTD	GLOBAL DEPOSITARY RCPTS 144A	86/12/31-04/12/31	2/11/2004	201,097 00	74,965 00	126,132 00
7,500 00	RELIANCE INDS LTD	GLOBAL DEPOSITARY RCPTS 144A	86/12/31-04/12/31	3/23/2004	200,524 69	86,325 00	114,199 69
2,500 00	RELIANCE INDS LTD	GLOBAL DEPOSITARY RCPTS 144A	86/12/31-04/12/31	4/8/2004	80,825 00	28,775 00	52,050 00
12,600 00	RELIANCE INDS LTD	GLOBAL DEPOSITARY RCPTS 144A	86/12/31-04/12/31	6/15/2004	262,710 00	143,622 00	119,088 00
4,400 00	TELEFONOS DE MEXICO S A	SPONSORED ADR REPSTG SH ORD L	86/12/31-04/12/31	1/12/2004	149,842 90	184,670 46	(34,827 56)
600 00	TELEFONOS DE MEXICO S A	SPONSORED ADR REPSTG SH ORD L	86/12/31-04/12/31	2/9/2004	20,852 32	22,451 52	(1,599 20)
9,000 00	TELEFONOS DE MEXICO S A	SPONSORED ADR REPSTG SH ORD L	86/12/31-04/12/31	3/22/2004	300,738 56	329,380 38	(28,641 82)
2,500 00	TELEFONOS DE MEXICO S A	SPONSORED ADR REPSTG SH ORD L	86/12/31-04/12/31	4/7/2004	91,744 85	80,336 00	11,408 85
13,700 00	TELEFONOS DE MEXICO S A	SPONSORED ADR REPSTG SH ORD L	86/12/31-04/12/31	6/15/2004	457,580 00	411,281 52	46,298 48
2,050 00	AVENTIS	SPONSORED ADR	86/12/31-04/12/31	1/16/2004	139,865 76	114,168 26	25,697 50
3,450 00	AVENTIS	SPONSORED ADR	86/12/31-04/12/31	1/20/2004	232,329 36	184,152 74	48,176 62
4,100 00	AVENTIS	SPONSORED ADR	86/12/31-04/12/31	1/22/2004	291,532 01	216,259 54	75,272 47
1,400 00	AVENTIS	SPONSORED ADR	86/12/31-04/12/31	1/23/2004	101,951 34	73,692 71	28,258 63
8,350 00	AVENTIS	SPONSORED ADR	86/12/31-04/12/31	1/26/2004	626,593 90	433,720 74	192,873 16
3,650 00	AVENTIS	SPONSORED ADR	86/12/31-04/12/31	1/27/2004	273,923 32	187,650 78	86,272 54
2,400 00	AVENTIS	SPONSORED ADR	86/12/31-04/12/31	4/26/2004	178,605 25	123,195 75	55,409 50
45,350 00	AVENTIS	SPONSORED ADR	86/12/31-04/12/31	7/30/2004	3,690,847 97	3,026,048 43	664,799 54
5,100 00	BP PLC	SPONSORED ADR	86/12/31-04/12/31	6/3/2004	274,870 81	219,193 88	55,676 93
5,150 00	BP PLC	SPONSORED ADR	86/12/31-04/12/31	6/4/2004	274,645 65	221,241 03	53,404 62
5,400 00	BP PLC	SPONSORED ADR	86/12/31-04/12/31	6/7/2004	290,398 18	231,743 39	58,654 79
5,200 00	BP PLC	SPONSORED ADR	86/12/31-04/12/31	6/8/2004	281,194 85	222,393 07	58,801 78
2,350 00	BP PLC	SPONSORED ADR	86/12/31-04/12/31	6/9/2004	124,366 13	100,470 21	23,895 92
2,400 00	BP PLC	SPONSORED ADR	86/12/31-04/12/31	6/10/2004	127,191 02	102,535 83	24,655 19
58,800 00	BP PLC	SPONSORED ADR	86/12/31-04/12/31	6/14/2004	3,121,692 00	2,480,852 87	640,839 13
4,350 00	BP PLC	SPONSORED ADR	86/12/31-04/12/31	7/9/2004	239,589 34	232,590 58	6,998 76
1,750 00	BP PLC	SPONSORED ADR	86/12/31-04/12/31	7/12/2004	95,790 30	93,570 93	2,219 37
1,750 00	BP PLC	SPONSORED ADR	86/12/31-04/12/31	7/13/2004	94,916 37	93,570 92	1,345 45
850 00	BP PLC	SPONSORED ADR	86/12/31-04/12/31	7/14/2004	46,387 07	45,448 74	938 33
1,150 00	BP PLC	SPONSORED ADR	86/12/31-04/12/31	7/15/2004	63,106 38	61,489 46	1,616 92
2,600 00	BP PLC	SPONSORED ADR	86/12/31-04/12/31	7/16/2004	144,879 26	139,019 66	5,859 60
1,750 00	BP PLC	SPONSORED ADR	86/12/31-04/12/31	7/19/2004	97,227 02	93,570 93	3,656 09
1,800 00	BP PLC	SPONSORED ADR	86/12/31-04/12/31	7/20/2004	99,490 69	96,244 38	3,246 31
1,750 00	BP PLC	SPONSORED ADR	86/12/31-04/12/31	7/21/2004	95,663 26	93,570 92	2,092 34
1,700 00	BP PLC	SPONSORED ADR	86/12/31-04/12/31	7/22/2004	92,333 84	90,897 47	1,436 37
1,700 00	BP PLC	SPONSORED ADR	86/12/31-04/12/31	7/23/2004	92,049 78	90,897 47	1,152 31
1,750 00	BP PLC	SPONSORED ADR	86/12/31-04/12/31	7/26/2004	94,492 53	93,570 93	921 60
1,750 00	BP PLC	SPONSORED ADR	86/12/31-04/12/31	7/27/2004	94,026 17	93,570 92	455 25
1,850 00	BP PLC	SPONSORED ADR	86/12/31-04/12/31	7/28/2004	101,104 02	98,917 84	2,186 18
1,700 00	BP PLC	SPONSORED ADR	86/12/31-04/12/31	7/29/2004	95,229 56	90,897 47	4,332 09
2,000 00	BP PLC	SPONSORED ADR	86/12/31-04/12/31	7/30/2004	112,936 75	106,938 20	5,998 55
1,900 00	GLAXOSMITHKLINE PLC	SPONSORED ADR	86/12/31-04/12/31	5/10/2004	80,652 35	85,693 23	(5,040 88)
1,900 00	GLAXOSMITHKLINE PLC	SPONSORED ADR	86/12/31-04/12/31	5/11/2004	79,264 05	85,545 15	(6,281 10)
2,300 00	GLAXOSMITHKLINE PLC	SPONSORED ADR	86/12/31-04/12/31	5/12/2004	96,666 73	102,882 45	(6,215 72)
9,850 00	GLAXOSMITHKLINE PLC	SPONSORED ADR	86/12/31-04/12/31	8/25/2004	393,709 07	435,800 51	(42,091 44)
6,400 00	GLAXOSMITHKLINE PLC	SPONSORED ADR	86/12/31-04/12/31	10/27/2004	270,567 74	275,891 42	(5,323 68)
1,300 00	GLAXOSMITHKLINE PLC	SPONSORED ADR	86/12/31-04/12/31	10/28/2004	55,024 98	55,969 55	(944 57)
2,100 00	GLAXOSMITHKLINE PLC	SPONSORED ADR	86/12/31-04/12/31	10/29/2004	88,787 17	90,412 35	(1,625 18)
2,400 00	GLAXOSMITHKLINE PLC	SPONSORED ADR	86/12/31-04/12/31	11/1/2004	102,521 27	102,787 04	(265 77)
1,900 00	GLAXOSMITHKLINE PLC	SPONSORED ADR	86/12/31-04/12/31	11/2/2004	81,797 83	81,184 10	613 73
4,400 00	GLAXOSMITHKLINE PLC	SPONSORED ADR	86/12/31-04/12/31	11/3/2004	194,148 97	187,664 43	6,484 54
3,400 00	GLAXOSMITHKLINE PLC	SPONSORED ADR	86/12/31-04/12/31	11/4/2004	149,430 91	144,764 50	4,666 41
3,800 00	GLAXOSMITHKLINE PLC	SPONSORED ADR	86/12/31-04/12/31	11/5/2004	168,640 80	161,581 32	7,059 48
700 00	GLAXOSMITHKLINE PLC	SPONSORED ADR	86/12/31-04/12/31	11/10/2004	31,052 39	29,764 14	1,288 25
1,300 00	GLAXOSMITHKLINE PLC	SPONSORED ADR	86/12/31-04/12/31	11/11/2004	57,674 70	55,276 26	2,398 44
2,000 00	GLAXOSMITHKLINE PLC	SPONSORED ADR	86/12/31-04/12/31	11/18/2004	88,219 93	84,983 68	3,236 25
14,850 00	GLAXOSMITHKLINE PLC	SPONSORED ADR	86/12/31-04/12/31	12/22/2004	688,354 14	626,379 18	61,974 96
24,450 00	GLAXOSMITHKLINE PLC	SPONSORED ADR	86/12/31-04/12/31	12/23/2004	1,136,619 64	1,005,848 31	130,771 33
10,050 00	GLAXOSMITHKLINE PLC	SPONSORED ADR	86/12/31-04/12/31	12/27/2004	472,196 22	398,407 49	73,788 73
2,300 00	KONNKLIJKE PHILIPS ELECTRS N V		86/12/31-04/12/31	1/12/2004	70,883 36	59,093 82	11,789 54
2,200 00	KONNKLIJKE PHILIPS ELECTRS N V		86/12/31-04/12/31	1/13/2004	68,393 03	55,541 64	12,851 39
3,900 00	KONNKLIJKE PHILIPS ELECTRS N V		86/12/31-04/12/31	1/14/2004	121,069 43	93,682 09	27,387 34
4,400 00	KONNKLIJKE PHILIPS ELECTRS N V		86/12/31-04/12/31	1/15/2004	136,929 06	104,111 92	32,817 14
2,600 00	KONNKLIJKE PHILIPS ELECTRS N V		86/12/31-04/12/31	1/16/2004	82,329 56	61,520 68	20,808 88
7,250 00	KONNKLIJKE PHILIPS ELECTRS N V		86/12/31-04/12/31	7/2/2004	192,560 56	209,681 35	(17,120 79)
1,400 00	KONNKLIJKE PHILIPS ELECTRS N V		86/12/31-04/12/31	7/19/2004	34,912 66	39,557 28	(4,644 62)
14,200 00	KONNKLIJKE PHILIPS ELECTRS N V		86/12/31-04/12/31	9/2/2004	333,800 09	391,955 81	(58,155 72)
6,800 00	KONNKLIJKE PHILIPS ELECTRS N V		86/12/31-04/12/31	9/3/2004	156,137 93	180,757 60	(24,619 67)
25,000 00	KONNKLIJKE PHILIPS ELECTRS N V		86/12/31-04/12/31	9/8/2004	583,626 31	659,896 34	(76,270 03)
6,300 00	KONNKLIJKE PHILIPS ELECTRS N V		86/12/31-04/12/31	9/10/2004	149,526 36	153,544 90	(4,018 54)
16,100 00	KONNKLIJKE PHILIPS ELECTRS N V		86/12/31-04/12/31	9/13/2004	392,692 33	378,032 94	14,659 39
1,500 00	KONNKLIJKE PHILIPS ELECTRS N V		86/12/31-04/12/31	9/14/2004	36,498 19	34,887 60	1,610 59

THE ROCKEFELLER FOUNDATION
EMPLOYEE ID NO 13-1659629
GAIN AND LOSSES FOR TAX ON INVESTMENT INCOME
FORM 990 PF 2004, PART IV

Shares/Par Value	Security Name	Security Description	Date Bought	Date Sold	Proceeds	Cost	Realized
2,200 00	KONNKLIJKE PHILIPS ELECTRS N V		86/12/31-04/12/31	9/15/2004	52,663 90	50,958 82	1,705 08
1,800 00	KONNKLIJKE PHILIPS ELECTRS N V		86/12/31-04/12/31	9/16/2004	42 684 55	41,381 01	1,323 54
1,500 00	KONNKLIJKE PHILIPS ELECTRS N V		86/12/31-04/12/31	9/17/2004	35 709 81	34 259 95	1,449 86
1,200 00	KONNKLIJKE PHILIPS ELECTRS N V		86/12/31-04/12/31	9/20/2004	28 469 33	27,285 84	1,183 49
2,700 00	KONNKLIJKE PHILIPS ELECTRS N V		86/12/31-04/12/31	9/21/2004	65,316 86	61,393 14	3 923 72
3,950 00	SANOFI AVENTIS	SPONSORED ADR	86/12/31-04/12/31	10/1/2004	144,126 59	137,413 61	6,712 98
7,250 00	SANOFI AVENTIS	SPONSORED ADR	86/12/31-04/12/31	11/4/2004	269,032 49	252,214 85	16,817 64
0 43	SANOFI AVENTIS	SPONSORED ADR TEMP 2004	86/12/31-04/12/31	9/21/2004	13 92	15 35	(1 43)
4,200 00	AMERICA MOVIL S A DEC V	SPONS ADR REPSTG SER L SHS	86/12/31-04/12/31	6/14/2004	155,232 00	78,330 00	76 902 00
13,600 00	ASTRAZENECA PLC	SPONSORED ADR	86/12/31-04/12/31	6/14/2004	645,320 00	626,280 28	19 039 72
2,000 00	COMPANHIA VALE DO RIO DOCE	SPONS ADR REPSTG 250 PFD SHS	86/12/31-04/12/31	6/14/2004	84,700 00	58 500 00	26,200 00
4,000 00	COMPANHIA VALE DO RIO DOCE	SPONS ADR REPSTG 250 PFD SHS	86/12/31-04/12/31	11/24/2004	79,878 12	38,707 43	41,170 69
0 30	*NEWS CORP LTD*	*SPNSRD ADR REP PFD LTD*	*86/12/31-04/12/31*	*1/13/2004*	*9 16*	*8 67*	*0 49*
3,342 00	NEWS CORP LTD	SPNSRD ADR REP PFD LTD	86/12/31-04/12/31	11/3/2004	97,252 20	97,252 20	-
4,000 00	RYANAIR HOLDGS PLC	SPONSORED ADR	86/12/31-04/12/31	1/27/2004	204,960 40	157,476 80	47,483 60
410 00	SAMSUNG ELECTRS LTD	GDR 1995 RPSTG COM 144A	86/12/31-04/12/31	6/14/2004	77,080 00	60,454 50	16,625 50
5,500 00	SAP AKTIENGESELLSCHAFT	SPONSERED ADR	86/12/31-04/12/31	9/28/2004	211,582 24	133,799 23	77,783 01
7,500 00	TAIWAN SEMICNDCTR MFG CO LTD	SPONSORED ADR	86/12/31-04/12/31	5/12/2004	71,808 31	111 744 61	(39 938 30)
3,200 00	TAIWAN SEMICNDCTR MFG CO LTD	SPONSORED ADR	86/12/31-04/12/31	5/13/2004	30,855 59	47,677 70	(16,822 11)
2,400 00	TAIWAN SEMICNDCTR MFG CO LTD	SPONSORED ADR	86/12/31-04/12/31	5/14/2004	22,492 27	35,758 28	(13,266 01)
2,300 00	TAIWAN SEMICNDCTR MFG CO LTD	SPONSORED ADR	86/12/31-04/12/31	5/19/2004	21,785 08	34,268 35	(12,483 27)
2,300 00	TAIWAN SEMICNDCTR MFG CO LTD	SPONSORED ADR	86/12/31-04/12/31	5/19/2004	21,734 48	34,268 35	(12,533 87)
800 00	TAIWAN SEMICNDCTR MFG CO LTD	SPONSORED ADR	86/12/31-04/12/31	5/20/2004	7,418.42	11,919 43	(4,500 01)
2,000 00	TAIWAN SEMICNDCTR MFG CO LTD	SPONSORED ADR	86/12/31-04/12/31	5/21/2004	18,789 15	29,798 56	(11,009 41)
2,100 00	TAIWAN SEMICNDCTR MFG CO LTD	SPONSORED ADR	86/12/31-04/12/31	5/24/2004	19,708 66	31,288 49	(11,579 83)
2,000 00	TAIWAN SEMICNDCTR MFG CO LTD	SPONSORED ADR	86/12/31-04/12/31	5/25/2004	18,546 76	29,798 56	(11,251 80)
1,300 00	TAIWAN SEMICNDCTR MFG CO LTD	SPONSORED ADR	86/12/31-04/12/31	5/25/2004	12,215 16	19,369 07	(7,153 91)
12,600 00	TAIWAN SEMICNDCTR MFG CO LTD	SPONSORED ADR	86/12/31-04/12/31	6/14/2004	114,408 00	164,551 26	(50,143 26)
0 58	TAIWAN SEMICNDCTR MFG CO LTD	SPONSORED ADR	86/12/31-04/12/31	8/10/2004	3 85	7 63	(3 78)
0 89	TAIWAN SEMICNDCTR MFG CO LTD	SPONSORED ADR	86/12/31-04/12/31	9/1/2004	-	11 62	(11 62)
1,800 00	TAIWAN SEMICNDCTR MFG CO LTD	SPONSORED ADR	86/12/31-04/12/31	5/26/2004	17,475 24	26,818 71	(9,343 47)
2,000 00	TAIWAN SEMICNDCTR MFG CO LTD	SPONSORED ADR	86/12/31-04/12/31	5/27/2004	20,009 72	29,798 56	(9,788 84)
4,000 00	TELEFONOS DE MEXICO S A	SPONSORED ADR REPSTG SH ORD L	86/12/31-04/12/31	6/14/2004	135,920 00	151,360 00	(15,440 00)
3,900 00	TELEFONOS DE MEXICO S A	SPONSORED ADR REPSTG SH ORD L	86/12/31-04/12/31	11/24/2004	136,852 86	147,576 00	(10,723 14)
1,400 00	TEVA PHARMACEUTICAL INDS LTD	ADR	86/12/31-04/12/31	6/14/2004	92,722 00	90,935 74	1,786 26
100 00	*BANCO BRADESCO SA*	*SPONSORED ADR REPSTG PFD SHS*	*86/12/31-04/12/31*	*11/2/2004*	*5,972 59*	*5,125 28*	*847 31*
100 00	BANCO BRADESCO SA	SPONSORED ADR REPSTG PFD SHS	86/12/31-04/12/31	11/15/2004	6 112 37	5 125 28	987 09
100 00	BANCO BRADESCO SA	SPONSORED ADR REPSTG PFD SHS	86/12/31-04/12/31	11/30/2004	6,551 84	5,048 68	1,505 16
1,500 00	CEMEX S A	SPONSORED ADR NEW REP ORD PART	86/12/31-04/12/31	10/12/2004	42,887 94	43,885 68	(1,197 74)
1,100 00	CEMEX S A	SPONSORED ADR NEW REP ORD PART	86/12/31-04/12/31	10/14/2004	30,822 48	31,661 75	(839 27)
700 00	CEMEX S A	SPONSORED ADR NEW REP ORD PART	86/12/31-04/12/31	10/15/2004	19,753 88	20,140 89	(387 01)
500 00	CEMEX S A	SPONSORED ADR NEW REP ORD PART	86/12/31-04/12/31	10/18/2004	13,983 32	14,380 95	(397 63)
1,200 00	CEMEX S A	SPONSORED ADR NEW REP ORD PART	86/12/31-04/12/31	10/19/2004	33,252 18	34,476 54	(1,224 36)
900 00	CEMEX S A	SPONSORED ADR NEW REP ORD PART	86/12/31-04/12/31	10/20/2004	24,682 73	25,800 02	(1,117 29)
1,400 00	CEMEX S A	SPONSORED ADR NEW REP ORD PART	86/12/31-04/12/31	10/21/2004	38,739 89	39,895 72	(1,155 83)
1,500 00	CHINA LIFE INS CO LTD	SPONSORED ADR REPSTG H SHS	86/12/31-04/12/31	1/8/2004	46,495 87	28,020 00	18,475 87
300 00	CHUNGHWA TELECOM CO LTD	SPONSORED ADR	86/12/31-04/12/31	12/16/2004	6,184 32	5,329 38	854 94
300 00	CHUNGHWA TELECOM CO LTD	SPONSORED ADR	86/12/31-04/12/31	12/17/2004	6,089 85	5,329 38	760 47
400 00	CHUNGHWA TELECOM CO LTD	SPONSORED ADR	86/12/31-04/12/31	12/20/2004	8,112 32	7,087 60	1,024 72
300 00	CHUNGHWA TELECOM CO LTD	SPONSORED ADR	86/12/31-04/12/31	12/21/2004	6,097 26	5,250 66	846 60
300 00	CHUNGHWA TELECOM CO LTD	SPONSORED ADR	86/12/31-04/12/31	12/22/2004	6,108 51	5,125 98	982 53
300 00	CHUNGHWA TELECOM CO LTD	SPONSORED ADR	86/12/31-04/12/31	12/23/2004	6,269 85	5,125 98	1,143 87
300 00	CHUNGHWA TELECOM CO LTD	SPONSORED ADR	86/12/31-04/12/31	12/27/2004	6,235 08	5,125 98	1,109 10
300 00	CHUNGHWA TELECOM CO LTD	SPONSORED ADR	86/12/31-04/12/31	12/28/2004	6,287 13	5,125 98	1,161 15
200 00	GAZPROM O A O	SPONSORED ADR REG S	86/12/31-04/12/31	2/20/2004	6,420 96	4,656 94	1,764 02
600 00	GAZPROM O A O	SPONSORED ADR REG S	86/12/31-04/12/31	2/25/2004	18,779 27	13,970 82	4,808 45
1,216 00	GAZPROM O A O	SPONSORED ADR REG S	86/12/31-04/12/31	11/26/2004	44,455 91	46,532 06	(2,076 15)
300 00	GRUPO TELEVISION SA DE CV	SPONSORED ADR REPSTG ORD PARTN	86/12/31-04/12/31	10/20/2004	15,936 58	14,421 45	1,515 13
800 00	*GRUPO TELEVISION SA DE CV*	*SPONSORED ADR REPSTG ORD PARTN*	*86/12/31-04/12/31*	*10/21/2004*	*43,023 95*	*38,183 45*	*4,840 50*
400 00	GRUPO TELEVISION SA DE CV	SPONSORED ADR REPSTG ORD PARTN	86/12/31-04/12/31	10/22/2004	22,172 48	18,516 01	3,656 47
100 00	GRUPO TELEVISION SA DE CV	SPONSORED ADR REPSTG ORD PARTN	86/12/31-04/12/31	10/25/2004	5,454 87	4,417 39	1,037 48
200 00	GRUPO TELEVISION SA DE CV	SPONSORED ADR REPSTG ORD PARTN	86/12/31-04/12/31	12/16/2004	11,839 02	8,834 78	3,004 24
200 00	GRUPO TELEVISION SA DE CV	SPONSORED ADR REPSTG ORD PARTN	86/12/31-04/12/31	12/20/2004	11,839 30	7,174 94	4,664 36
200 00	GRUPO TELEVISION SA DE CV	SPONSORED ADR REPSTG ORD PARTN	86/12/31-04/12/31	12/21/2004	11,831 76	7,174 94	4,656 82
200 00	GRUPO TELEVISION SA DE CV	SPONSORED ADR REPSTG ORD PARTN	86/12/31-04/12/31	12/22/2004	11,832 02	7,174 94	4,657 08
400 00	GRUPO TELEVISION SA DE CV	SPONSORED ADR REPSTG ORD PARTN	86/12/31-04/12/31	12/23/2004	23,697 96	14,349 88	9,348 08
100 00	GRUPO TELEVISION SA DE CV	SPONSORED ADR REPSTG ORD PARTN	86/12/31-04/12/31	12/27/2004	5,910 09	3,587 47	2,322 62
400 00	GRUPO TELEVISION SA DE CV	SPONSORED ADR REPSTG ORD PARTN	86/12/31-04/12/31	12/28/2004	24,062 11	14,349 88	9,712 23
500 00	GRUPO TELEVISION SA DE CV	SPONSORED ADR REPSTG ORD PARTN	86/12/31-04/12/31	10/27/2004	27,311 36	22,086 95	5,224 41
100 00	GRUPO TELEVISION SA DE CV	SPONSORED ADR REPSTG ORD PARTN	86/12/31-04/12/31	10/28/2004	5,468 45	4,417 39	1,051 06
200 00	MATAV RT	ADR	86/12/31-04/12/31	3/4/2004	4,209 47	3,581 75	627 72
600 00	MOBILE TELESYSTEMS	SPONSORED ADR	86/12/31-04/12/31	9/13/2004	88,489 34	58,754 18	29 735 16
400 00	MOBILE TELESYSTEMS	SPONSORED ADR	86/12/31-04/12/31	9/14/2004	58,289 51	39,008 10	19,281 41
200 00	MOBILE TELESYSTEMS	SPONSORED ADR	86/12/31-04/12/31	9/15/2004	28,626 46	19,425 43	9,201 03
100 00	MOBILE TELESYSTEMS	SPONSORED ADR	86/12/31-04/12/31	9/15/2004	14,349 16	9,720 68	4,628 48
300 00	MOBILE TELESYSTEMS	SPONSORED ADR	86/12/31-04/12/31	9/17/2004	41,968 29	29,071 59	12,896 70
200 00	MOBILE TELESYSTEMS	SPONSORED ADR	86/12/31-04/12/31	9/16/2004	28,123 68	18,457 30	9,666 38
300 00	MOBILE TELESYSTEMS	SPONSORED ADR	86/12/31-04/12/31	3/30/2004	37,628 04	34 277 33	3 350 71
100 00	MOBILE TELESYSTEMS	SPONSORED ADR	86/12/31-04/12/31	3/31/2004	12,605 57	10,785 04	1,820 53
400 00	OIL CO LUKOIL	SPONSORED ADR	86/12/31-04/12/31	9/29/2004	49,531 96	52,024 64	(2,492 68)
400 00	OIL CO LUKOIL	SPONSORED ADR	86/12/31-04/12/31	11/26/2004	50,425 77	47,617 38	2,808 39
1,100 00	PETROLEO BRASILEIRO SA	SPONSORED ADR	86/12/31-04/12/31	5/20/2004	27,808 11	36,127 32	(8,319 21)
1,000 00	PETROLEO BRASILEIRO SA	SPONSORED ADR	86/12/31-04/12/31	11/1/2004	35,600 16	33,514 81	2,085 35
800 00	PETROLEO BRASILEIRO SA	SPONSORED ADR	86/12/31-04/12/31	11/2/2004	28,584 37	25,822 84	2,761 53
1,200 00	PETROLEO BRASILEIRO SA	SPONSORED ADR	86/12/31-04/12/31	11/3/2004	43,249 86	37,514 00	5,735 86

THE ROCKEFELLER FOUNDATION
EMPLOYEE ID NO 13-1659629
GAIN AND LOSSES FOR TAX ON INVESTMENT INCOME
FORM 990 PF 2004, PART IV

Shares/Par Value	Security Name	Security Description	Date Bought	Date Sold	Proceeds	Cost	Realized
2,500 00	PETROLEO BRASILEIRO SA	SPONSORED ADR	86/12/31-04/12/31	11/4/2004	90,956 36	69,376 75	21,579 61
2,000 00	PETROLEO BRASILEIRO SA	SPONSORED ADR	86/12/31-04/12/31	11/5/2004	73,800 07	54,144 85	19,655 22
500 00	PETROLEO BRASILEIRO SA	SPONSORED ADR	86/12/31-04/12/31	11/9/2004	18,128 17	13,404 40	4,723 77
500 00	PETROLEO BRASILEIRO SA	SPONSORED ADR	86/12/31-04/12/31	11/10/2004	18,298 12	8,339 06	9,959 06
1,400 00	PETROLEO BRASILEIRO SA	SPONSORED ADR	86/12/31-04/12/31	11/10/2004	50,961 88	34,577 34	16,384 54
700 00	PETROLEO BRASILEIRO SA	SPONSORED ADR	86/12/31-04/12/31	11/11/2004	25,676 02	11,375 44	14,300 58
1,900 00	PETROLEO BRASILEIRO SA	SPONSORED ADR	86/12/31-04/12/31	11/12/2004	70,951 74	30,446 84	40,504 90
200 00	PETROLEO BRASILEIRO SA	SPONSORED ADR	86/12/31-04/12/31	11/15/2004	7,386 40	3,181 84	4,206 56
600 00	PETROLEO BRASILEIRO SA	SPONSORED ADR	86/12/31-04/12/31	11/16/2004	21,745 17	9,545 52	12,199 65
800 00	PETROLEO BRASILEIRO SA	SPONSORED ADR	86/12/31-04/12/31	11/17/2004	28,885 88	12,683 64	16,202 24
200 00	PETROLEO BRASILEIRO SA	SPONSORED ADR	86/12/31-04/12/31	11/18/2004	7,201 75	3,159 42	4,042 33
1,500 00	PETROLEO BRASILEIRO SA	SPONSORED ADR	86/12/31-04/12/31	11/22/2004	54,156 08	22,556 63	31,599 45
300 00	PETROLEO BRASILEIRO SA	SPONSORED ADR	86/12/31-04/12/31	11/23/2004	10,814 50	4,010 54	6,803 96
300 00	PETROLEO BRASILEIRO SA	SPONSORED ADR	86/12/31-04/12/31	11/23/2004	10,816 00	3,997 62	6,818 38
400 00	PETROLEO BRASILEIRO SA	SPONSORED ADR	86/12/31-04/12/31	11/24/2004	14,307 66	5,330 16	8,977 50
600 00	PETROLEO BRASILEIRO SA	SPONSORED ADR	86/12/31-04/12/31	10/29/2004	21,325 84	20,576 70	749 14
800 00	PETROLEO BRASILEIRO SA	SPONSORED ADR	86/12/31-04/12/31	11/26/2004	29,624 66	10,660 32	18,964 34
700 00	SIBERIAN OIL CO	SPONSORED ADR	86/12/31-04/12/31	11/4/2004	25,542 40	24,405 45	1,136 95
200 00	SIBERIAN OIL CO	SPONSORED ADR	86/12/31-04/12/31	11/5/2004	7,339 82	6,935 00	404 82
200 00	SIBERIAN OIL CO	SPONSORED ADR	86/12/31-04/12/31	11/9/2004	7,361 82	6,813 60	548 22
700 00	TELEFONOS DE MEXICO S A	SPONSORED ADR REPSTG SH ORD L	86/12/31-04/12/31	1/2/2004	23,181 23	21,513 45	1,667 78
500 00	TELEFONOS DE MEXICO S A	SPONSORED ADR REPSTG SH ORD L	86/12/31-04/12/31	1/2/2004	16,549 22	15,366 75	1,182 47
2,200 00	TELEFONOS DE MEXICO S A	SPONSORED ADR REPSTG SH ORD L	86/12/31-04/12/31	1/5/2004	73,678 50	67,613 70	6,064 80
1,200 00	TELEFONOS DE MEXICO S A	SPONSORED ADR REPSTG SH ORD L	86/12/31-04/12/31	1/6/2004	40,261 59	36,880 20	3,381 39
2,000 00	TELEFONOS DE MEXICO S A	SPONSORED ADR REPSTG SH ORD L	86/12/31-04/12/31	1/7/2004	67,725 42	61,467 00	6,258 42
3,000 00	TELEFONOS DE MEXICO S A	SPONSORED ADR REPSTG SH ORD L	86/12/31-04/12/31	1/8/2004	102,636 88	92,200 50	10,436 38
5,600 00	TELEFONOS DE MEXICO S A	SPONSORED ADR REPSTG SH ORD L	86/12/31-04/12/31	1/9/2004	190,209 08	170,711 56	19,497 52
2,400 00	TELEFONOS DE MEXICO S A	SPONSORED ADR REPSTG SH ORD L	86/12/31-04/12/31	1/12/2004	81,893 76	72,276 24	9,617 52
1,100 00	TELEFONOS DE MEXICO S A	SPONSORED ADR REPSTG SH ORD L	86/12/31-04/12/31	1/13/2004	37,467 10	32,971 59	4,495 51
1,300 00	TELEFONOS DE MEXICO S A	SPONSORED ADR REPSTG SH ORD L	86/12/31-04/12/31	1/14/2004	44,374 72	36,676 52	7,698 20
900 00	TELEFONOS DE MEXICO S A	SPONSORED ADR REPSTG SH ORD L	86/12/31-04/12/31	1/15/2004	30,592 08	24,390 09	6,201 99
64,000 00	KONNKLIJKE PHILIPS ELECTRS N V		86/12/31-04/12/31	2/11/2004	2,082,135 97	1,091,840 00	990,295 97
0 76	NEWS CORP LTD	SPNSRD ADR REP PFD LTD	86/12/31-04/12/31	1/13/2004	23 22	21 97	1 25
33,146 00	NEWS CORP LTD	SPNSRD ADR REP PFD LTD	86/12/31-04/12/31	2/10/2004	1,092,434 30	964,548 60	127,885 70
85,000 00	VIVENDI UNIVERSAL	SPONSORED ADR NEW	86/12/31-04/12/31	1/16/2004	2,204,677 57	1,190,850 00	1,013,827 57
1,400 00	AMERICA MOVIL S A DEC V	SPONS ADR REPSTG SER L SHS	86/12/31-04/12/31	10/21/2004	55,659 76	54,493 11	1,166 65
1,200 00	AMERICA MOVIL S A DEC V	SPONS ADR REPSTG SER L SHS	86/12/31-04/12/31	10/26/2004	47,654 12	46,708 38	945 74
194 00	BANCO SANTANDER CHILE NEW	SPONSORED ADR REPSTG COM	86/12/31-04/12/31	1/5/2004	4,613 33	4,669 62	(56 29)
11,200 00	COMPANHIA SIDERURGICA NATL	SPONSORED ADR REPSTG ORD SHS	86/12/31-04/12/31	6/16/2004	125,447 10	174,754 97	(49,307 87)
1,158 00	COMPANHIA DE BEBIDAS DAS AMERS	SPONSORED ADR REPSTG PFD SHD	86/12/31-04/12/31	3/5/2004	24,287 52	31,513 93	(7,226 41)
1,374 00	COMPANHIA DE BEBIDAS DAS AMERS	SPONSORED ADR REPSTG PFD SHD	86/12/31-04/12/31	3/8/2004	28,765 77	37,392 17	(8,626 40)
4,225 00	COMPANHIA DE BEBIDAS DAS AMERS	SPONSORED ADR REPSTG PFD SHD	86/12/31-04/12/31	3/16/2004	75,835 78	111,593 61	(35,757 83)
2,302 00	COMPANHIA DE BEBIDAS DAS AMERS	SPONSORED ADR REPSTG PFD SHD	86/12/31-04/12/31	3/16/2004	42,470 69	62,646 86	(20,176 17)
1,310 00	COMPANHIA DE BEBIDAS DAS AMERS	SPONSORED ADR REPSTG PFD SHD	86/12/31-04/12/31	3/17/2004	25,129 48	32,805 30	(7,675 82)
1,310 00	COMPANHIA DE BEBIDAS DAS AMERS	SPONSORED ADR REPSTG PFD SHD	86/12/31-04/12/31	3/18/2004	24,753 84	32,805 30	(8,051 46)
1,310 00	COMPANHIA DE BEBIDAS DAS AMERS	SPONSORED ADR REPSTG PFD SHD	86/12/31-04/12/31	3/19/2004	24,779 91	30,276 80	(5,496 89)
1,309 00	COMPANHIA DE BEBIDAS DAS AMERS	SPONSORED ADR REPSTG PFD SHD	86/12/31-04/12/31	3/22/2004	24,598 95	28,585 31	(3,986 36)
1,310 00	COMPANHIA DE BEBIDAS DAS AMERS	SPONSORED ADR REPSTG PFD SHD	86/12/31-04/12/31	3/23/2004	25,275 59	28,607 14	(3,331 55)
1,309 00	COMPANHIA DE BEBIDAS DAS AMERS	SPONSORED ADR REPSTG PFD SHD	86/12/31-04/12/31	3/24/2004	24,960 34	28,585 30	(3,624 96)
983 00	COMPANHIA DE BEBIDAS DAS AMERS	SPONSORED ADR REPSTG PFD SHD	86/12/31-04/12/31	3/25/2004	19,148 58	21,466 28	(2,317 70)
19,557 00	ENERSIS S A	SPONSORED ADR	86/12/31-04/12/31	11/18/2004	144,804 84	116,364 05	28,440 79
23,199 00	ENERSIS S A	SPONSORED ADR	86/12/31-04/12/31	11/22/2004	169,348 72	137,760 49	31,588 23
15,080 00	ENERSIS S A	SPONSORED ADR	86/12/31-04/12/31	11/23/2004	112,006 33	88,928 79	23,077 54
7,164 00	ENERSIS S A	SPONSORED ADR	86/12/31-04/12/31	11/24/2004	53,575 41	41,931 48	11,643 93
600 00	HDFC BANK LTD	ADR REPS 3 SHS	86/12/31-04/12/31	11/23/2004	23,992 32	16,877 22	7,115 10
4,600 00	HDFC BANK LTD	ADR REPS 3 SHS	86/12/31-04/12/31	11/24/2004	184,189 06	129,238 96	54,950 10
3,300 00	HDFC BANK LTD	ADR REPS 3 SHS	86/12/31-04/12/31	11/26/2004	132,099 00	90,299 28	41,799 72
2,750 00	HON HAI PRECISION IND LTD	GLOBAL DEPOSITARY RCPT REG S	86/12/31-04/12/31	4/6/2004	27,582 22	27,538 75	43 47
13,600 00	HON HAI PRECISION IND LTD	GLOBAL DEPOSITARY RCPT REG S	86/12/31-04/12/31	4/13/2004	139,046 09	136,191 62	2,854 47
4,650 00	HON HAI PRECISION IND LTD	GLOBAL DEPOSITARY RCPT REG S	86/12/31-04/12/31	4/15/2004	47,011 50	46,565 52	445 98
40,000 00	HON HAI PRECISION IND LTD	GLOBAL DEPOSITARY RCPT REG S	86/12/31-04/12/31	5/14/2004	343,591 44	378,442 12	(34,850 68)
37,500 00	HON HAI PRECISION IND LTD	GLOBAL DEPOSITARY RCPT REG S	86/12/31-04/12/31	5/27/2004	326,461 69	342,838 78	(16,377 09)
17,300 00	ICICI BK LTD	SPONSORED ADR	86/12/31-04/12/31	5/26/2004	226,908 65	262,631 48	(35,722 83)
298 00	JSC MMC NORILSK NICKEL	SPONSORED ADR	86/12/31-04/12/31	2/5/2004	21,281 34	20,870 43	410 91
597 00	JSC MMC NORILSK NICKEL	SPONSORED ADR	86/12/31-04/12/31	2/12/2004	40,765 05	41,810 89	(1,045 84)
298 00	JSC MMC NORILSK NICKEL	SPONSORED ADR	86/12/31-04/12/31	2/13/2004	20,387 04	20,870 43	(483 39)
299 00	JSC MMC NORILSK NICKEL	SPONSORED ADR	86/12/31-04/12/31	2/17/2004	20,977 66	20,940 47	37 19
308 00	JSC MMC NORILSK NICKEL	SPONSORED ADR	86/12/31-04/12/31	2/18/2004	22,002 55	21,570 78	431 77
663 00	JSC MMC NORILSK NICKEL	SPONSORED ADR	86/12/31-04/12/31	3/17/2004	48,748 97	37,312 40	11,436 57
1,325 00	JSC MMC NORILSK NICKEL	SPONSORED ADR	86/12/31-04/12/31	3/17/2004	97,554 85	92,452 45	5,102 40
512 00	JSC MMC NORILSK NICKEL	SPONSORED ADR	86/12/31-04/12/31	3/18/2004	38,218 86	28,814 40	9,404 46
1,323 00	JSC MMC NORILSK NICKEL	SPONSORED ADR	86/12/31-04/12/31	3/19/2004	101,011 83	74,455 96	26,555 87
629 00	GAZPROM OAO	ADS REP10 ORD RUB5(REG S)	86/12/31-04/12/31	7/12/2004	19,182 35	20,173 56	(991 21)
1,064 00	GAZPROM OAO	ADS REP10 ORD RUB5(REG S)	86/12/31-04/12/31	7/13/2004	33,381 43	34,125 07	(743 64)
967 00	GAZPROM OAO	ADS REP10 ORD RUB5(REG S)	86/12/31-04/12/31	7/14/2004	30,151 08	31,014 04	(862 96)
317 00	GAZPROM OAO	ADS REP10 ORD RUB5(REG S)	86/12/31-04/12/31	7/15/2004	9,777 92	10,166 96	(389 04)
823 00	GAZPROM OAO	ADS REP10 ORD RUB5(REG S)	86/12/31-04/12/31	7/19/2004	25,516 73	26,395 62	(878 89)
5,743 00	GAZPROM OAO	ADS REP10 ORD RUB5(REG S)	86/12/31-04/12/31	8/18/2004	172,473 20	175,158 14	(2,684 94)
2,057 00	GAZPROM OAO	ADS REP10 ORD RUB5(REG S)	86/12/31-04/12/31	8/19/2004	61,652 82	59,435 86	2,216 96
1,000 00	MOBILE TELESYSTEMS	SPONSORED ADR	86/12/31-04/12/31	6/24/2004	123,950 00	125,866 80	(1,916 80)
600 00	MOBILE TELESYSTEMS	SPONSORED ADR	86/12/31-04/12/31	10/7/2004	86,867 58	75,520 08	11,347 50
600 00	MOBILE TELESYSTEMS	SPONSORED ADR	86/12/31-04/12/31	10/19/2004	87,148 37	66,257 02	20,891 35
300 00	OIL CO LUKOIL	SPONSORED ADR	86/12/31-04/12/31	2/5/2004	30,853 47	29,564 77	1,288 70
109 00	OIL CO LUKOIL	SPONSORED ADR	86/12/31-04/12/31	2/9/2004	11,150 15	10,741 87	408 28
218 00	OIL CO LUKOIL	SPONSORED ADR	86/12/31-04/12/31	2/11/2004	22,355 32	21,483 74	871 58

THE ROCKEFELLER FOUNDATION
EMPLOYEE ID NO 13-1659629
GAIN AND LOSSES FOR TAX ON INVESTMENT INCOME
FORM 990 PF 2004, PART IV

Shares/Par Value	Security Name	Security Description	Date Bought	Date Sold	Proceeds	Cost	Realized
123 00	OIL CO LUKOIL	SPONSORED ADR	86/12/31-04/12/31	2/12/2004	12,709 20	12,121 56	587 64
906 00	OIL CO LUKOIL	SPONSORED ADR	86/12/31-04/12/31	10/8/2004	117,322 73	110,360 65	6,962 08
694 00	OIL CO LUKOIL	SPONSORED ADR	86/12/31-04/12/31	10/11/2004	90,299 08	84,536 75	5,762 33
3,100 00	OIL CO LUKOIL	SPONSORED ADR	86/12/31-04/12/31	12/20/2004	325 501 62	372 389 26	(46 887 64)
48,200 00	TAIWAN SEMICNDCTR MFG CO LTD	SPONSORED ADR	86/12/31-04/12/31	4/28/2004	493,921 00	538,529 09	(44,608 09)
13,128 00	TV AZTECA S A DE C V	SPONSORED ADR	86/12/31-04/12/31	12/10/2004	130,620 53	89,257 10	41,363 43
5,985 00	TV AZTECA S A DE C V	SPONSORED ADR	86/12/31-04/12/31	12/13/2004	59,669 65	45,173 03	14,496 62
5,700 00	TV AZTECA S A DE C V	SPONSORED ADR	86/12/31-04/12/31	12/13/2004	56,770 66	43,312 02	13,458 64
12,150 00	TV AZTECA S A DE C V	SPONSORED ADR	86/12/31-04/12/31	12/14/2004	122,781 38	88,205 44	34,575 94
1,220 00	TV AZTECA S A DE C V	SPONSORED ADR	86/12/31-04/12/31	12/15/2004	12,563 26	8,294 76	4,268 50
2,217 00	TV AZTECA S A DE C V	SPONSORED ADR	86/12/31-04/12/31	12/17/2004	22,376 32	15,073 36	7,302 96
4,500 00	UNIBANCO UNIAO DE BANCOS BRAS	GLOBAL DEPOSITORY RCPT REPSTG	86/12/31-04/12/31	5/21/2004	77,027 84	115,525 57	(38,497 73)
2,500 00	UNIBANCO UNIAO DE BANCOS BRAS	GLOBAL DEPOSITORY RCPT REPSTG	86/12/31-04/12/31	5/24/2004	43,544 48	59,511 49	(15,967 01)
83,100 00	UNITED MICROELECTRONICS CORP	SPONSORED ADR	86/12/31-04/12/31	6/2/2004	389,655 90	440,523 39	(50,867 49)
86,000 00	UNITED MICROELECTRONICS CORP	SPONSORED ADR	86/12/31-04/12/31	5/26/2004	422,478 42	461,366 01	(38,887 59)
3,410 00	ORIFLAME COSMETICS	SDR EACH REP 1 EUR1 25	86/12/31-04/12/31	6/16/2004	116,494 98	104,141 83	12,353 15
690 00	ORIFLAME COSMETICS	SDR EACH REP 1 EUR1 25	86/12/31-04/12/31	6/17/2004	23,538 82	21,008 76	2,530 06
3,320 00	ORIFLAME COSMETICS	SDR EACH REP 1 EUR1 25	86/12/31-04/12/31	8/11/2004	75,867 33	98,241 21	(22,373 88)
1,660 00	ORIFLAME COSMETICS	SDR EACH REP 1 EUR1 25	86/12/31-04/12/31	8/13/2004	33,630 89	46,853 96	(13,223 07)
1,267 00	ORIFLAME COSMETICS	SDR EACH REP 1 EUR1 25	86/12/31-04/12/31	8/20/2004	25,828 33	34,764 77	(8,936 44)
1,282 00	ORIFLAME COSMETICS	SDR EACH REP 1 EUR1 25	86/12/31-04/12/31	8/23/2004	26,074 36	35,051 08	(8 976 72)
2,086 00	ORIFLAME COSMETICS	SDR EACH REP 1 EUR1 25	86/12/31-04/12/31	8/24/2004	43,971 15	53,214 79	(9,243 64)
215 00	ORIFLAME COSMETICS	SDR EACH REP 1 EUR1 25	86/12/31-04/12/31	8/24/2004	4,515 92	5,878 30	(1,362 38)
172,000 00	GOLDEN LAND PROP	THB10 (NVDR)	86/12/31-04/12/31	7/15/2004	37,124 29	36,131 01	993 28
35,000 00	SIAM CEMENT CO	THB1 (NVDR)	86/12/31-04/12/31	9/10/2004	194,883 65	184,660 49	10,223 16
1,200 00	AMERICA MOVIL S A DEC V	SPONS ADR REPSTG SER L SHS	86/12/31-04/12/31	6/16/2004	43,678 97	44,352 00	(673 03)
3,000 00	AMERICA MOVIL S A DEC V	SPONS ADR REPSTG SER L SHS	86/12/31-04/12/31	6/16/2004	108,566 55	110,880 00	(2,313 45)
1,100 00	AMERICA MOVIL S A DEC V	SPONS ADR REPSTG SER L SHS	86/12/31-04/12/31	6/22/2004	40,777 00	40 040 00	737 00
100 00	AMERICA MOVIL S A DEC V	SPONS ADR REPSTG SER L SHS	86/12/31-04/12/31	6/21/2004	3,687 91	3,640 00	47 91
13 600 00	ASTRAZENECA PLC	SPONSORED ADR	86/12/31-04/12/31	6/16/2004	644,771 78	645,320 00	(548 22)
58,800 00	BP PLC	SPONSORED ADR	86/12/31-04/12/31	6/16/2004	3,160,184 94	3,121,692 00	38,492 94
17,000 00	CHINA MOBILE HONG KONG LTD	SPONSORED ADR	86/12/31-04/12/31	6/16/2004	247,646 79	241,740 00	5,906 79
2,000 00	COMPANHIA VALE DO RIO DOCE	SPONS ADR REPSTG 250 PFD SHS	86/12/31-04/12/31	6/16/2004	73,915 26	84,700 00	(10,784 74)
8,100 00	COMPANHIA VALE DO RIO DOCE	SPONSORED ADR	86/12/31-04/12/31	6/16/2004	356,428 91	379,161 00	(22,732 09)
12,900 00	COMPANHIA DE BEBIDAS DAS AMERS	SPONSORED ADR REPSTG PFD SHD	86/12/31-04/12/31	6/16/2004	245,678 61	242,133 00	3,545 61
14,400 00	KT CORP	SPONSORED ADR	86/12/31-04/12/31	6/16/2004	252,426 09	249,408 00	3,018 09
9,934 00	KOOKMIN BK NEW	SPONSORED ADR	86/12/31-04/12/31	6/16/2004	303,237 18	288,880 72	14,356 46
26,000 00	LUXOTTICA GROUP S P A	SPONSORED ADR	86/12/31-04/12/31	6/22/2004	435,760 00	419,647 80	16,112 20
4,300 00	LUXOTTICA GROUP S P A	SPONSORED ADR	86/12/31-04/12/31	6/21/2004	71,222 24	69,454 05	1,768 19
172,000 00	GOLDEN LAND PROP	THB10 (NVDR)	86/12/31-04/12/31	6/22/2004	36,131 01	38,068 44	(1,937 43)
45,500 00	GOLDEN LAND PROP	THB10 (NVDR)	86/12/31-04/12/31	6/22/2004	9,434 72	10,070 43	(635 71)
5,400 00	NATUZZI S P A	ADR	86/12/31-04/12/31	6/22/2004	58,050 00	57,132 00	918 00
1,000 00	NATUZZI S P A	ADR	86/12/31-04/12/31	6/21/2004	10,738 74	10,580 00	158 74
193,000 00	GMM GRAMMY PUBLIC	THB1 (NVDR)	86/12/31-04/12/31	6/22/2004	77,313 10	77,573 83	(260 73)
44,800 00	GMM GRAMMY PUBLIC	THB1 (NVDR)	86/12/31-04/12/31	6/22/2004	16,981 24	18,156 75	(1,175 51)
150,000 00	SIAM CEMENT CO	THB1 (NVDR)	86/12/31-04/12/31	6/22/2004	791,402 10	791,897 29	(495 19)
40,900 00	SIAM CEMENT CO	THB1 (NVDR)	86/12/31-04/12/31	6/22/2004	217,509 82	215,923 99	1,585 83
12,600 00	RELIANCE INDS LTD	GLOBAL DEPOSITARY RCPTS 144A	86/12/31-04/12/31	6/16/2004	258,041 95	262,710 00	(4,668 05)
410 00	SAMSUNG ELECTRS LTD	GDR 1995 RPSTG COM 144A	86/12/31-04/12/31	6/16/2004	77,891 80	77,080 00	811 80
12,600 00	TAIWAN SEMICNDCTR MFG CO LTD	SPONSORED ADR	86/12/31-04/12/31	6/16/2004	94,192 86	114,408 00	(20,215 14)
17,700 00	TELEFONOS DE MEXICO S A	SPONSORED ADR REPSTG SH ORD L	86/12/31-04/12/31	6/16/2004	592,530 80	593,584 90	(1,054 10)
1,500 00	TELEFONOS DE MEXICO S A	SPONSORED ADR REPSTG SH ORD L	86/12/31-04/12/31	6/22/2004	49,935 00	50,100 00	(165 00)
200 00	TELEFONOS DE MEXICO S A	SPONSORED ADR REPSTG SH ORD L	86/12/31-04/12/31	6/21/2004	6,657 84	6,680 00	(22 16)
550 00	TEVA PHARMACEUTICAL INDS LTD	ADR	86/12/31-04/12/31	6/16/2004	37,333 12	36,426 50	906 62
850 00	TEVA PHARMACEUTICAL INDS LTD	ADR	86/12/31-04/12/31	6/16/2004	57,203 66	56,295 50	908 16
17,700 00	NEWS CORP LTD	SPNSRD ADR REP PFD LTD	86/12/31-04/12/31	9/30/2004	554,262 52	558,258 00	(3,995 48)
21,375 00	SAP AKTIENGESELLSCHAFT	SPONSERED ADR	86/12/31-04/12/31	9/30/2004	832,216 13	832,983 75	(767 62)
7,125 00	SAP AKTIENGESELLSCHAFT	SPONSERED ADR	86/12/31-04/12/31	9/30/2004	277,405 37	277,661 25	(255 88)
98,880 00	TAIWAN SEMICNDCTR MFG CO LTD	SPONSORED ADR	86/12/31-04/12/31	9/30/2004	704,503 47	710,947 20	(6,443 73)
32,961 00	TAIWAN SEMICNDCTR MFG CO LTD	SPONSORED ADR	86/12/31-04/12/31	9/30/2004	234,841 61	236,989 59	(2,147 98)
30,800 00	TEVA PHARMACEUTICAL INDS LTD	ADR	86/12/31-04/12/31	9/30/2004	798,779 29	815,584 00	(16,804 71)
	TOTAL DEPOSITORY RECEIPTS				**61,934,726.63**	**72,046,991.61**	**9,887,736.02**
	MUTUAL FUNDS						
14,450 00	ORYX FUND	ORD USD0 01	86/12/31-04/12/31	5/19/2004	227,132 32	151,250 00	75,882 32
15,040 00	BATAVIA INVESTMENT FUND	RED SHS US 0 01	86/12/31-04/12/31	11/10/2004	481 28	47,157 17	(46,675 89)
12 03	EMERGING MARKETS CHILE TRUST	BENEFICIAL RIGHTS	86/12/31-04/12/31	6/16/2004	1,081,301 72	125,244 42	956,057 30
0 15	EMERGING MARKETS CHILE TRUST	BENEFICIAL RIGHTS	86/12/31-04/12/31	8/5/2004	12,034 67	1,520 39	10,514 28
71,852 00	EMERGING MARKETS SO ASIAN FD		86/12/31-04/12/31	2/18/2004	1,260,000 00	720,006 36	539,993 64
14,330 00	EMERGING MARKETS SO ASIAN FD		86/12/31-04/12/31	6/28/2004	198,000 00	188,880 35	9,119 65
2,502,432 61	EMERGING MKTS TAIWAN A/C		86/12/31-04/12/31	2/5/2004	1,750,000 00	2,157,990 14	(407,990 14)
614,948 87	EMERGING MKTS TAIWAN A/C		86/12/31-04/12/31	5/19/2004	400,000 00	468,697 73	(68,697 73)
287,873 93	EMERGING MKTS TAIWAN A/C		86/12/31-04/12/31	5/28/2004	195,000 00	219,409 88	(24,409 88)
660,233 97	EMERGING MKTS TAIWAN A/C		86/12/31-04/12/31	7/2/2004	405,000 00	411,448 27	(6,448 27)
157,872 33	EMERGING MKTS TAIWAN A/C		86/12/31-04/12/31	7/12/2004	96,000 00	120,326 11	(24,326 11)
3,524,299 00	EMERGING MKTS TAIWAN A/C		86/12/31-04/12/31	7/23/2004	2,000,000 00	2,344,825 16	(344,825 16)
6,664,633 81	EMERGING MKTS TAIWAN A/C		86/12/31-04/12/31	7/26/2004	3,770,000 00	3,417,391 15	352,608 85
108,804 41	EMERGING MKTS TAIWAN A/C		86/12/31-04/12/31	8/13/2004	60,000 00	49,558 76	10,441 24
102,888 74	EMERGING MKTS TAIWAN A/C		86/12/31-04/12/31	8/31/2004	60,000 00	45,619 27	14,380 73
182,823 52	EMERGING MKTS TAIWAN A/C		86/12/31-04/12/31	9/15/2004	108,000 00	81,061 11	26,938 89
47,624 54	EMERGING MKTS TAIWAN A/C		86/12/31-04/12/31	10/19/2004	28,000 00	21,115 98	6,884 02
26,320 92	EMERGING MKTS TAIWAN A/C		86/12/31-04/12/31	11/23/2004	16,161 64	11,670 29	4,491 35
134,841 54	EMERGING MKRTS TAIWAN A/C II		86/12/31-04/12/31	5/28/2004	74,000 00	106,403 52	(32,403 52)
597,343 04	EMERGING MKRTS TAIWAN A/C II		86/12/31-04/12/31	7/27/2004	285,000 00	471,363 66	(186,363 66)
33,988 44	EMERGING MKRTS TAIWAN A/C II		86/12/31-04/12/31	11/23/2004	14,092 61	26,820 29	(12,727 68)

THE ROCKEFELLER FOUNDATION
EMPLOYEE ID NO 13-1659629
GAIN AND LOSSES FOR TAX ON INVESTMENT INCOME
FORM 990 PF 2004, PART IV

Shares/Par Value	Security Name	Security Description	Date Bought	Date Sold	Proceeds	Cost	Realized
9,268 00	AFRICA EMERGING MARKET FUNDS		86/12/31-04/12/31	3/1/2004	138,600 00	108,956 13	29,643 87
24,392 00	AFRICA EMERGING MARKET FUNDS		86/12/31-04/12/31	4/1/2004	371,885 59	241,620 02	130,265 57
25,264 00	AFRICA EMERGING MARKET FUNDS		86/12/31-04/12/31	5/3/2004	398,370 03	242,649 12	155,720 91
7,684 00	AFRICA EMERGING MARKET FUNDS		86/12/31-04/12/31	6/1/2004	121,074 03	73,801 29	47,272 74
9,242 00	AFRICA EMERGING MARKET FUNDS		86/12/31-04/12/31	6/15/2004	146,225 97	88,765 17	57,460 80
3,095 00	AFRICA EMERGING MARKET FUNDS		86/12/31-04/12/31	7/1/2004	50,000 00	29,726 05	20,273 95
7,363 00	AFRICA EMERGING MARKET FUNDS		86/12/31-04/12/31	12/1/2004	139,000 00	70,718 24	68,281 76
631,865 34	EMERGING MARKETS TAIWAN	A/C III	86/12/31-04/12/31	2/5/2004	420,000 00	473,776 68	(53,776 68)
113,573 51	EMERGING MARKETS TAIWAN	A/C III	86/12/31-04/12/31	6/10/2004	70,000 00	73,673 03	(3,673 03)
138,564 61	EMERGING MARKETS TAIWAN	A/C III	86/12/31-04/12/31	7/2/2004	80,000 00	52,901 26	27,098 74
82,138 47	EMERGING MARKETS TAIWAN	A/C III	86/12/31-04/12/31	7/12/2004	45,000 00	53,281 70	(8,281 70)
3,125,747 01	EMERGING MARKETS TAIWAN	A/C III	86/12/31-04/12/31	7/16/2004	1,640,000 00	1,537,122 19	102,877 81
1,696,128 90	EMERGING MARKETS TAIWAN	A/C III	86/12/31-04/12/31	7/26/2004	890,000 00	647,548 82	242,451 18
127,904 47	EMERGING MARKETS TAIWAN	A/C III	86/12/31-04/12/31	8/31/2004	50,000 00	48,831 42	1,168 58
101,866 19	EMERGING MARKETS TAIWAN	A/C III	86/12/31-04/12/31	11/23/2004	41,912 57	38,890 52	3,022 05
-	NEW CENTURY FD PED	(USD QUOTE)	86/12/31-04/12/31	3/16/2004	16,441 75	-	16,441 75
-	LATIN AMERICAN SMALL CAPITAL		86/12/31-04/12/31	4/29/2004	120,907 71	-	120,907 71
-	NEW CENTURY HOLDINGS V		86/12/31-04/12/31	11/1/2004	11,025 04	-	11,025 04
-	LATIN AMERICAN SMALL CAPITAL		86/12/31-04/12/31	5/14/2004	191,457 56	-	191,457 56
-	LATIN AMERICAN SMALL CAPITAL		86/12/31-04/12/31	8/31/2004	39,631 72	-	39,631 72
284,859 71	CAPITAL INTL EMG MRKTS GRWTH		86/12/31-04/12/31	11/30/2004	20,000,000 00	15,729,953 00	4,270,047 00
270,965 88	CAPITAL INTL EMG MRKTS GRWTH		86/12/31-04/12/31	12/17/2004	18,905,289 38	14,708,283 17	4,197,006 21
83,416 75	CAPITAL INTL EMG MRKTS GRWTH		86/12/31-04/12/31	5/28/2004	5,000,000 00	5,574,716 95	(574,716 95)
80,919 24	CAPITAL INTL EMG MRKTS GRWTH		86/12/31-04/12/31	4/30/2004	5,000,000 00	6,209,742 71	(1,209,742 71)
74,996 25	CAPITAL INTL EMG MRKTS GRWTH		86/12/31-04/12/31	3/31/2004	5,000,000 00	5,755,212 23	(755,212 23)
-	BGI EAFE EQUITY INDEX FUND B		86/12/31-04/12/31	12/31/2004	4,315,838 41	-	4,315,838 41
251,236 17	BGI EQUITY INDEX FUND B		86/12/31-04/12/31	9/30/2004	37,000,000 00	37,706,793 45	(706,793 45)
160,857 58	BGI EQUITY INDEX FUND B		86/12/31-04/12/31	11/11/2004	25,000,000 00	24,159,275 58	840,724 42
20,440 11	BGI EQUITY INDEX FUND B		86/12/31-04/12/31	5/4/2004	3,000,000 00	3,063,033 45	(63,033 45)
27,116 88	BGI EQUITY INDEX FUND B		86/12/31-04/12/31	3/31/2004	4,000,000 00	4,055,274 74	(55,274 74)
-	BGI EQUITY INDEX FUND B		86/12/31-04/12/31	12/31/2004	(1,636,933 60)	-	(1,636,933 60)
-	BGI INT GOV BD INDEX FD B		86/12/31-04/12/31	12/31/2004	(628,776 81)	-	(628,776 81)
-	BGI US TIPS FUND B		86/12/31-04/12/31	12/31/2004	764,229 26	-	764,229 26
260,114 06	BGI RUSSL 2000 ALPHA TILTS B		86/12/31-04/12/31	11/30/2004	20,000,000 00	15,436,810 17	4,563,389 83
-	BGI RUSSL 2000 ALPHA TILTS B		86/12/31-04/12/31	12/31/2004	9,163,589 72	-	9,163,589 72
	TOTAL MUTUAL FUNDS:				**171,904,972.67**	**147,368,919.10**	**24,536,053.47**
	US GOVERNMENT AND AGENCY						
10,500,000 00	FNMA TBA AUG 15 SINGLE FAM	5% 01 Dec 2099	86/12/31-04/12/31	8/12/2004	10,684,160 15	10,459,804 68	224,355 47
5,000,000 00	FNMA TBA AUG 15 SINGLE FAM	5% 01 Dec 2099	86/12/31-04/12/31	8/12/2004	5,076,953 12	4,994,921 87	82,031 25
10,500,000 00	FNMA TBA SEP 15 SINGLE FAM	5% 01 Dec 2099	86/12/31-04/12/31	9/14/2004	10,709,179 68	10,650,937 50	58,242 18
5,000,000 00	FNMA TBA SEP 15 SINGLE FAM	5% 01 Dec 2099	86/12/31-04/12/31	9/14/2004	5,098,828 12	5,060,937 50	37,890 62
27,001 08	FEDERAL NATL MTG ASSN REMIC	0% 25 Mar 2028	86/12/31-04/12/31	2/25/2004	27,001 08	19,179 20	7,821 88
29,611 27	FEDERAL NATL MTG ASSN REMIC	0% 25 Mar 2028	86/12/31-04/12/31	3/25/2004	29,611 27	21,033 25	8,578 02
28,326 74	FEDERAL NATL MTG ASSN REMIC	0% 25 Mar 2028	86/12/31-04/12/31	12/27/2004	28,326 74	20,120 84	8,205 90
661,978 23	FNMA POOL 255028	5 5% 01 Jan 2034	86/12/31-04/12/31	4/5/2004	670,692 55	679,768 89	(9,076 34)
168,769 00	FNMA POOL 255190	5 5% 01 May 2034	86/12/31-04/12/31	4/5/2004	170,990 68	173,304 66	(2,313 98)
500,000 00	FNMA POOL 357595	5 5% 01 Jul 2034	86/12/31-04/12/31	7/6/2004	501,601 56	490,234 37	11,367 19
138,250 18	FNMA POOL 680070	5 5% 01 Jan 2033	86/12/31-04/12/31	4/5/2004	140,070 11	141,965 65	(1,895 54)
4,905,749 87	FNMA POOL 711203	5 5% 01 May 2033	86/12/31-04/12/31	5/17/2004	4,852,093 24	4,965,538 75	(113,445 51)
0 01	FNMA POOL 711203	5 5% 01 May 2033	86/12/31-04/12/31	5/31/2004	-	0 01	(0 01)
49,184 18	FNMA POOL 711203	5 5% 01 May 2033	86/12/31-04/12/31	6/25/2004	49,184 18	49,783 61	(599 43)
152,085 87	FNMA POOL 711537	5 5% 01 Jun 2033	86/12/31-04/12/31	4/5/2004	154,087 94	156,173 18	(2,085 24)
156,540 55	FNMA POOL 722657	5 5% 01 Aug 2033	86/12/31-04/12/31	4/5/2004	158,601 26	160,747 57	(2,146 31)
169,450 13	FNMA POOL 726950	5 5% 01 Aug 2033	86/12/31-04/12/31	4/5/2004	171,680 78	174,004 10	(2,323 32)
169,351 17	FNMA POOL 731718	5 5% 01 Jun 2033	86/12/31-04/12/31	4/5/2004	171,580 52	173,902 48	(2,321 96)
185,610 50	FNMA POOL 731375	5 5% 01 Aug 2033	86/12/31-04/12/31	4/5/2004	188,053 89	190,598 78	(2,544 89)
645,038 79	FNMA POOL 733757	5 5% 01 Aug 2033	86/12/31-04/12/31	4/5/2004	653,530 12	662,374 21	(8,844 09)
153,207 20	FNMA POOL 736024	5 5% 01 Jul 2033	86/12/31-04/12/31	4/5/2004	155,224 03	157,324 64	(2 100 61)
1,000,000 34	FNMA POOL 741672	5 5% 01 Nov 2033	86/12/31-04/12/31	3/11/2004	1,030,351 91	1,012,187 85	18,164 06
1,000,000 34	FNMA POOL 741672	5 5% 01 Nov 2033	86/12/31-04/12/31	3/11/2004	1,030,351 91	1,012,187 84	18,164 07
999,998 45	FNMA POOL 741672	5 5% 01 Nov 2033	86/12/31-04/12/31	3/11/2004	1,030,349 96	1,012,185 94	18,164 02
565,420 25	FNMA POOL 741672	5 5% 01 Nov 2033	86/12/31-04/12/31	3/11/2004	582,581 63	572,311 31	10,270 32
1,000,000 35	FNMA POOL 741672	5 5% 01 Nov 2033	86/12/31-04/12/31	3/11/2004	1,030,351 91	1,012,187 86	18,164 05
3,441,506 63	FNMA POOL 741420	5 5% 01 Nov 2018	86/12/31-04/12/31	8/27/2004	3,558,732 95	3,566,261 25	(7,528 30)
384,534 29	FNMA POOL 741420	5 5% 01 Nov 2018	86/12/31-04/12/31	9/25/2004	384,534 33	398,473 66	(13,939 33)
690,352 02	FNMA POOL 750846	5 5% 01 Jan 2034	86/12/31-04/12/31	4/5/2004	699,439 86	708,905 23	(9,465 37)
479,718 52	FNMA POOL 757724	5% 01 Sep 2019	86/12/31-04/12/31	9/17/2004	488,076 12	488,038 64	37 48
298,771 80	FNMA POOL 761353	5% 01 Jan 2019	86/12/31-04/12/31	9/17/2004	303,976 97	304,000 31	(23 34)
274,822 90	FNMA POOL 761519	5% 01 May 2019	86/12/31-04/12/31	9/17/2004	279,610 83	279,589 35	21 48
269,648 23	FNMA POOL 765910	5% 01 Feb 2019	86/12/31-04/12/31	9/17/2004	274,346 01	274,324 94	21 07
709,763 88	FNMA POOL 765912	5 5% 01 Feb 2034	86/12/31-04/12/31	4/5/2004	719,107 26	728,838 79	(9,731 53)
500,049 41	FNMA POOL 766074	5 5% 01 Feb 2034	86/12/31-04/12/31	4/5/2004	506,632 09	513,488 24	(6,856 15)
21,675 55	FNMA POOL 768339	5% 01 Dec 2018	86/12/31-04/12/31	9/17/2004	22,053 18	22,051 48	1 70
272,046 12	FNMA POOL 772795	5% 01 Apr 2019	86/12/31-04/12/31	9/17/2004	276,785 67	276,764 42	21 25
2,387,789 19	FNMA POOL 777347	5% 01 May 2034	86/12/31-04/12/31	5/17/2004	2,283,696 50	2,347,868 32	(64,171 82)
6,685 81	FNMA POOL 777347	5% 01 May 2034	86/12/31-04/12/31	6/25/2004	6,685 81	6,574 03	111 78
1,204 332 76	FNMA POOL 777745	5% 01 May 2034	86/12/31-04/12/31	5/17/2004	1,151,831 38	1,184,197 81	(32,366 43)
1,552 24	FNMA POOL 777745	5% 01 May 2034	86/12/31-04/12/31	6/25/2004	1,552 24	1,526 29	25 95
359,229 91	FNMA POOL 778055	5% 01 Apr 2019	86/12/31-04/12/31	9/17/2004	365,488 37	365,460 31	28 06
210,372 48	FNMA POOL 780545	5% 01 Jul 2019	86/12/31-04/12/31	9/17/2004	214,037 56	214,054 00	(16 44)
540,147 42	FNMA POOL 780545	5% 01 Jul 2019	86/12/31-04/12/31	9/17/2004	549,557 80	549,600 00	(42 20)
789,627 22	FNMA POOL 780570	5% 01 Jul 2019	86/12/31-04/12/31	9/17/2004	803,384 01	803,445 70	(61 69)
291,794 82	FNMA POOL 785726	5% 01 Jul 2019	86/12/31-04/12/31	9/17/2004	296,878 43	296,855 64	22 79
499,999 03	FNMA POOL 786296	5% 01 Jul 2019	86/12/31-04/12/31	9/17/2004	508,709 95	508,749 01	(39 06)

THE ROCKEFELLER FOUNDATION
EMPLOYEE ID NO 13-1659629
GAIN AND LOSSES FOR TAX ON INVESTMENT INCOME
FORM 990 PF 2004, PART IV

Shares/Par Value	Security Name	Security Description	Date Bought	Date Sold	Proceeds	Cost	Realized
202,893 39	FNMA POOL 786296	5% 01 Jul 2019	86/12/31-04/12/31	9/17/2004	206,428 17	206,444 02	(15 85)
161,080 16	FNMA POOL 786751	5% 01 Aug 2019	86/12/31-04/12/31	9/17/2004	163,886 48	163,899 06	(12 58)
728 019 53	FNMA POOL 786751	5% 01 Aug 2019	86/12/31-04/12/31	9/17/2004	740,703 00	740,759 88	(56 88)
313,689 57	FNMA POOL 787865	5% 01 Jun 2019	86/12/31-04/12/31	9/17/2004	319,154 63	319,130 12	24 51
703,440 31	FNMA POOL 788120	5% 01 Jul 2019	86/12/31-04/12/31	9/17/2004	715,695 56	715,640 60	54 96
264,441 71	FNMA POOL 790397	5% 01 Aug 2019	86/12/31-04/12/31	9/17/2004	269,048 78	269,069 44	(20 66)
812,280 02	FNMA POOL 790397	5% 01 Aug 2019	86/12/31-04/12/31	9/17/2004	826,431 46	826,494 92	(63 46)
654,388 72	FNMA POOL 790707	5% 01 Sep 2019	86/12/31-04/12/31	9/17/2004	665,789 39	665,840 52	(51 13)
436,059 93	FNMA POOL 791990	5% 01 Sep 2019	86/12/31-04/12/31	9/17/2004	443,656 91	443,622 85	34 06
307,929 46	FNMA POOL 791252	5% 01 Sep 2019	86/12/31-04/12/31	9/17/2004	313,294 17	313,318 22	(24 05)
999,999 24	FNMA POOL 791252	5% 01 Sep 2019	86/12/31-04/12/31	9/17/2004	1,017,421 10	1,017,499 23	(78 13)
481,840 95	FNMA POOL 791252	5% 01 Sep 2019	86/12/31-04/12/31	9/17/2004	490,235 53	490,273 17	(37 64)
187,719 20	FNMA POOL 791310	5% 01 Sep 2019	86/12/31-04/12/31	9/17/2004	190,989 62	191,004 29	(14 67)
250,533 95	FNMA POOL 792503	5% 01 Aug 2019	86/12/31-04/12/31	9/17/2004	254,898 73	254,879 15	19 58
69,086 20	FNMA POOL 795840	5% 01 Sep 2019	86/12/31-04/12/31	9/17/2004	70,289 81	70,295 21	(5 40)
1,000,099 68	FNMA POOL 797197	5% 01 Sep 2019	86/12/31-04/12/31	9/17/2004	1,017,523 29	1,017,445 16	78 13
326,980 62	FNMA POOL 797197	5% 01 Sep 2019	86/12/31-04/12/31	9/17/2004	332,677 23	332,651 69	25 54
345,610 90	FNMA POOL 797198	5% 01 Sep 2019	86/12/31-04/12/31	9/17/2004	351,632 09	351,659 09	(27 00)
999,999 60	FNMA POOL 797198	5% 01 Sep 2019	86/12/31-04/12/31	9/17/2004	1,017,421 47	1,017,499 59	(78 12)
518,158 95	FNMA POOL 797198	5% 01 Sep 2019	86/12/31-04/12/31	9/17/2004	527,186 25	527,226 73	(40 48)
735,558 12	FNMA POOL 798383	5% 01 Sep 2019	86/12/31-04/12/31	9/17/2004	748,372 93	748,430 38	(57 45)
692,070 19	FNMA POOL 798383	5% 01 Sep 2019	86/12/31-04/12/31	9/17/2004	704,127 35	704,181 42	(54 07)
3,500,000 00	FHLMC TBA JAN 30 GOLD SINGLE	5 5% 01 Dec 2099	86/12/31-04/12/31	1/6/2004	3,548,535 15	3,531,718 75	16,816 40
3,500,000 00	FHLMC TBA FEB 30 GOLD SINGLE	5 5% 01 Dec 2099	86/12/31-04/12/31	2/9/2004	3,574,511 71	3,536,640 62	37,871 09
3,500,000 00	FHLMC TBA MAR 30 GOLD SINGLE	5 5% 01 Dec 2099	86/12/31-04/12/31	2/25/2004	3,579,433 59	3,560,156 25	19,277 34
3,500,000 00	FHLMC TBA APR 30 GOLD SINGLE	5 5% 01 Dec 2099	86/12/31-04/12/31	4/7/2004	3,564,257 81	3,566,171 87	(1,914 06)
3,500,000 00	FHLMC TBA MAY 30 GOLD SINGLE	5 5% 01 Dec 2099	86/12/31-04/12/31	5/5/2004	3,485,781 25	3,552,500 00	(66,718 75)
3,500,000 00	FHLMC TBA JUN 30 GOLD SINGLE	5 5% 01 Dec 2099	86/12/31-04/12/31	5/21/2004	3,456,523 43	3,471,015 62	(14,492 19)
3,500,000 00	FHLMC TBA JUL 30 GOLD SINGLE	5 5% 01 Dec 2099	86/12/31-04/12/31	7/9/2004	3,516,679 68	3,441,484 37	75,195 31
3,500,000 00	FHLMC TBA AUG 30 GOLD SINGLE	5 5% 31 Dec 2099	86/12/31-04/12/31	8/9/2004	3,547,988 28	3,504,921 87	43,066 41
3,500,000 00	FHLMC TBA SEP 30 GOLD SINGLE	5 5% 01 Dec 2099	86/12/31-04/12/31	9/9/2004	3,557,148 43	3,533,906 25	23,242 18
3,500,000 00	FHLMC TBA OCT 30 GOLD SINGLE	5.5% 01 Dec 2099	86/12/31-04/12/31	10/8/2004	3,555,371 09	3,546,484 37	8,886 72
3,500,000 00	FHLMC TBA NOV 30 GOLD SINGLE	5 5% 01 Dec 2099	86/12/31-04/12/31	11/10/2004	3,550,996 09	3,544,843 75	6,152 34
3,500,000 00	FHLMC TBA DEC 30 GOLD SINGLE	5 5% 01 Dec 2099	86/12/31-04/12/31	12/7/2004	3,560,976 56	3,542,109 37	18,867 19
4,317,754 22	FEDERAL HOME LN MTG CORP	6% 15 Oct 2031	86/12/31-04/12/31	8/19/2004	4,387,917 74	4,391,965 62	(4,047 88)
1,400,000 00	FEDERAL HOME LN BK CONS DSC NT	1 25% 01 Sep 2004	86/12/31-04/12/31	7/30/2004	1,398,229 00	1,398,408 67	(179 67)
1,000,000 00	FEDERAL HOME LN BK CONS DSC NT	0 01% 03 Sep 2004	86/12/31-04/12/31	8/18/2004	999,356 00	999,448 89	(92 89)
400,000 00	FEDERAL HOME LN BK CONS DSC NT	0 01% 16 Apr 2004	86/12/31-04/12/31	3/26/2004	399,785 33	399,762 00	23 33
1,500,000 00	FEDERAL HOME LN BK CONS DSC NT	0 975% 16 Jul 2004	86/12/31-04/12/31	7/15/2004	1,499,953 75	1,499,951 26	2 49
1,500,000 00	FEDERAL HOME LN MTG DISC NTS	1 055% 03 Aug 2004	86/12/31-04/12/31	5/28/2004	1,496,873 33	1,497,054 79	(181 46)
1,400,000 00	FEDERAL HOME LN MTG DISC NTS	0% 09 Aug 2004	86/12/31-04/12/31	7/30/2004	1,399,525 56	1,399,533 33	(7 77)
700,000 00	FEDERAL HOME LN MTG DISC NTS	1 11% 10 Aug 2004	86/12/31-04/12/31	7/30/2004	699,739 06	699,760 44	(21 38)
1,400,000 00	FEDERAL HOME LN MTG DISC NTS	1 15% 17 Aug 2004	86/12/31-04/12/31	7/30/2004	1,399,153 00	1,399,195 00	(42 00)
2,100,000 00	FEDERAL HOME LN MTG DISC NTS	0 01% 14 Sep 2004	86/12/31-04/12/31	8/27/2004	2,098,518 50	2,098,485 00	34 50
1,000,000 00	FEDERAL HOME LN MTG DISC NTS	0 01% 08 Nov 2004	86/12/31-04/12/31	10/12/2004	998,770 00	998,845 00	(75 00)
300,000 00	FEDERAL HOME LN MTG DISC NTS	0 01% 12 Nov 2004	86/12/31-04/12/31	10/12/2004	299,573 75	299,598 29	(24 54)
1,100,000 00	FEDERAL HOME LN MTG DISC NTS	0 01% 12 Nov 2004	86/12/31-04/12/31	10/29/2004	1,099,264 22	1,099,334 80	(70 58)
3,100,000 00	FEDERAL HOME LN MTG DISC NTS	1 07% 29 Jan 2004	86/12/31-04/12/31	1/21/2004	3,099,400 67	3,099,262 89	137 78
5,500,000 00	FEDERAL HOME LN MTG DISC NTS	1 07% 12 Feb 2004	86/12/31-04/12/31	1/21/2004	5,496,773 33	5,496,395 21	378 12
2,300,000 00	FEDERAL HOME LN MTG DISC NTS	0% 15 Jun 2004	86/12/31-04/12/31	3/30/2004	2,295,188 78	2,295,089 12	99 66
2,600,000 00	FEDERAL HOME LN MTG DISC NTS	0 01% 04 Jan 2005	86/12/31-04/12/31	12/20/2004	2,597,703 33	2,597,876 67	(173 34)
1,200,000 00	FEDERAL HOME LN MTG DISC NTS	0 01% 10 Jan 2005	86/12/31-04/12/31	12/20/2004	1,198,635 00	1,198,526 50	108 50
200,000 00	FEDERAL HOME LN MTG DISC NTS	1 93% 24 Jan 2005	86/12/31-04/12/31	12/20/2004	199,620 83	199,624 72	(3 89)
2,400,000 00	FEDERAL HOME LN MTG DISC NTS	2 161% 15 Feb 2005	86/12/31-04/12/31	12/20/2004	2,391,336 00	2,391,678 00	(342 00)
1,000,000 00	FEDERAL HOME LN BKS	4 6% 25 May 2012	86/12/31-04/12/31	5/28/2004	1,000,000 00	1,005,886 54	(5,886 54)
3,600,000 00	FEDERAL HOME LN BKS	3 625% 30 Mar 2009	86/12/31-04/12/31	10/26/2004	3,575,250 00	3,629,148 15	(53,898 15)
4,800,000 00	FEDERAL HOME LN BKS	3 625% 30 Mar 2009	86/12/31-04/12/31	12/7/2004	4,734,000 00	4,837,914 21	(103,914 21)
1,300,000 00	FEDERAL HOME LN BKS	3 625% 30 Mar 2009	86/12/31-04/12/31	12/7/2004	1,281,150 00	1,310,268 43	(29,118 43)
19,700,000 00	FEDERAL HOME LN MTG CORP	2 75% 15 Aug 2006	86/12/31-04/12/31	3/12/2004	20,109,090 20	19,624,183 91	484,906 29
3,700,000 00	FEDERAL HOME LN MTG CORP	2 75% 15 Aug 2006	86/12/31-04/12/31	7/8/2004	3,692,422 40	3,684,288 26	8,134 14
400,000 00	FEDERAL NATL MTG ASSN DISC NTS	0 01% 04 Aug 2004	86/12/31-04/12/31	7/15/2004	399,737 78	399,755 55	(17 77)
800,000 00	FEDERAL NATL MTG ASSN DISC NTS	0 01% 04 Aug 2004	86/12/31-04/12/31	7/30/2004	799,866 67	799,877 78	(11 11)
800,000 00	FEDERAL NATL MTG ASSN DISC NTS	1 12% 11 Aug 2004	86/12/31-04/12/31	7/30/2004	799,674 67	799,698 67	(24 00)
100,000 00	FEDERAL NATL MTG ASSN DISC NTS	1 25% 01 Sep 2004	86/12/31-04/12/31	7/30/2004	99,872 59	99,693 75	178 84
1,600,000 00	FEDERAL NATL MTG ASSN DISC NTS	0 01% 01 Sep 2004	86/12/31-04/12/31	8/10/2004	1,598,592 00	1,595,090 00	3,502 00
2,000,000 00	FEDERAL NATL MTG ASSN DISC NTS	0 01% 01 Sep 2004	86/12/31-04/12/31	8/18/2004	1,998,856 67	1,993,867 50	4,989 17
2,200,000 00	FEDERAL NATL MTG ASSN DISC NTS	0 01% 08 Sep 2004	86/12/31-04/12/31	8/18/2004	2,198,126 34	2,198,427 33	(300 99)
2,100,000 00	FEDERAL NATL MTG ASSN DISC NTS	0 01% 08 Sep 2004	86/12/31-04/12/31	8/27/2004	2,098,999 00	2,099,006 00	(7 00)
800,000 00	FEDERAL NATL MTG ASSN DISC NTS	1 74% 10 Nov 2004	86/12/31-04/12/31	10/12/2004	798,949 56	798,975 33	(25 77)
900,000 00	FEDERAL NATL MTG ASSN DISC NTS	0 01% 15 Nov 2004	86/12/31-04/12/31	10/29/2004	899,252 00	899,239 25	12 75
700,000 00	FEDERAL NATL MTG ASSN DISC NTS	1 47% 22 Nov 2004	86/12/31-04/12/31	10/28/2004	699,206 67	699,267 33	(60 66)
700,000 00	FEDERAL NATL MTG ASSN DISC NTS	0 01% 22 Nov 2004	86/12/31-04/12/31	11/10/2004	699,563 67	699,633 67	(70 00)
600,000 00	FEDERAL NATL MTG ASSN DISC NTS	0 01% 24 Nov 2004	86/12/31-04/12/31	11/10/2004	599,556 67	599,612 67	(56 00)
4,100,000 00	FEDERAL NATL MTG ASSN DISC NTS	1 07% 11 Feb 2004	86/12/31-04/12/31	1/15/2004	4,097,171 00	4,096,694 37	476 63
7,500,000 00	FEDERAL NATL MTG ASSN DISC NTS	1 07% 11 Feb 2004	86/12/31-04/12/31	1/21/2004	7,495,843 75	7,495,307 37	536 38
3,100,000 00	FEDERAL NATL MTG ASSN DISC NTS	1 08% 19 Feb 2004	86/12/31-04/12/31	1/21/2004	3,097,702 56	3,097,303 00	399 56
3,700,000 00	FEDERAL NATL MTG ASSN DISC NTS	1 08% 25 Feb 2004	86/12/31-04/12/31	1/21/2004	3,696,546 67	3,696,123 99	422 68
2,400,000 00	FEDERAL NATL MTG ASSN DISC NTS	0% 22 Dec 2004	86/12/31-04/12/31	12/20/2004	2,399,740 00	2,399,753 33	(13 33)
300,000 00	FEDERAL NATL MTG ASSN DISC NTS	1 08% 17 Mar 2004	86/12/31-04/12/31	1/21/2004	299,548 27	299,512 33	35 94
1,300,000 00	FEDERAL NATL MTG ASSN DISC NTS	1 03% 31 Mar 2004	86/12/31-04/12/31	1/21/2004	1,297,548 06	1,297,371 11	176 95
900,000 00	FEDERAL NATL MTG ASSN DISC NTS	1% 21 Apr 2004	86/12/31-04/12/31	3/26/2004	899,389 65	899,350 00	39 65
4,900,000 00	FEDERAL NATL MTG ASSN DISC NTS	1% 21 Apr 2004	86/12/31-04/12/31	3/30/2004	4,897,125 33	4,897,005 56	119 77
300,000 00	FEDERAL NATL MTG ASSN DISC NTS	0% 28 Apr 2004	86/12/31-04/12/31	3/30/2004	299,766 55	299,755 92	10 63
900,000 00	FEDERAL NATL MTG ASSN DISC NTS	0 01% 15 Jun 2004	86/12/31-04/12/31	3/30/2004	898,117 35	897,978 75	138 60
400,000 00	FEDERAL NATL MTG ASSN DISC NTS	0% 30 Jun 2004	86/12/31-04/12/31	4/6/2004	399,046 11	399,041 39	4 72

THE ROCKEFELLER FOUNDATION
EMPLOYEE ID NO 13-1659629
GAIN AND LOSSES FOR TAX ON INVESTMENT INCOME
FORM 990 PF 2004, PART IV

Shares/Par Value	Security Name	Security Description	Date Bought	Date Sold	Proceeds	Cost	Realized
2,900,000 00	FEDERAL NATL MTG ASSN DISC NTS	0% 01 Jul 2004	86/12/31-04/12/31	3/30/2004	2,892,433 41	2,892,508 33	(74 92)
1,500,000 00	FEDERAL NATL MTG ASSN DISC NTS	0% 01 Jul 2004	86/12/31-04/12/31	4/6/2004	1,496,488 33	1,496,383 21	105 12
1,500,000 00	FEDERAL NATL MTG ASSN DISC NTS	0% 01 Jul 2004	86/12/31-04/12/31	5/17/2004	1,498,143 75	1,498,115 00	28 75
800,000 00	FEDERAL NATL MTG ASSN DISC NTS	1 07% 07 Jul 2004	86/12/31-04/12/31	5/17/2004	798,878 00	798,838 33	39 67
1,500,000 00	FEDERAL NATL MTG ASSN DISC NTS	1 04% 14 Jul 2004	86/12/31-04/12/31	5/17/2004	1,497,559 17	1,497,486 67	72 50
1,600,000 00	FEDERAL NATL MTG ASSN DISC NTS	1 04% 21 Jul 2004	86/12/31-04/12/31	5/17/2004	1,597,053 33	1,596,937 78	115 55
700,000 00	FEDERAL NATL MTG ASSN DISC NTS	0 01% 21 Jul 2004	86/12/31-04/12/31	7/15/2004	699,869 10	699,876 33	(7 23)
1,500,000 00	FEDERAL NATL MTG ASSN DISC NTS	1 056% 28 Jul 2004	86/12/31-04/12/31	5/17/2004	1,497,090 00	1,496,835 00	255 00
2,100,000 00	FEDERAL NATL MTG ASSN DISC NTS	0 01% 05 Jan 2005	86/12/31-04/12/31	12/20/2004	2,098,180 00	2,098,152 00	28 00
800,000 00	FEDERAL NATL MTG ASSN DISC NTS	0 01% 07 Jan 2005	86/12/31-04/12/31	12/20/2004	799,220 00	799,164 00	56 00
1,200,000 00	FEDERAL NATL MTG ASSN DISC NTS	2 0776985% 02 Feb 2005	86/12/31-04/12/31	12/20/2004	1,196,773 33	1,196,846 67	(73 34)
2,500,000 00	FEDERAL NATL MTG ASSN DISC NTS	2 203% 23 Feb 2005	86/12/31-04/12/31	12/20/2004	2,489,708 33	2,489,798 62	(90 29)
3,800,000 00	FEDERAL NATL MTG ASSN	3 25% 15 Aug 2008	86/12/31-04/12/31	7/8/2004	3,725,632 81	3,739,551 57	(13,918 76)
4,500,000 00	TREASURY	4% 07 Mar 2009	86/12/31-04/12/31	9/16/2004	7,762,202 47	7,763,179 71	(977 24)
3,500,000 00	TREASURY	4% 07 Mar 2009	86/12/31-04/12/31	9/22/2004	6,077,521 61	6,081,270 08	(3,748 47)
4,500,000 00	TREASURY	4% 07 Mar 2009	86/12/31-04/12/31	10/14/2004	7,873,783 86	7,724,424 89	149,358 97
3,500,000 00	TREASURY	4% 07 Mar 2009	86/12/31-04/12/31	10/15/2004	6,157,502 91	6,155,704 27	1,798 64
1,800,000 00	GERMANY (FEDERAL REPUBLIC)	5 25% 04 Jan 2011	86/12/31-04/12/31	7/1/2004	2,355,463 41	1,876,788 35	478,675 06
3,200,000 00	GERMANY FED REP	4 5% 04 Jul 2009	86/12/31-04/12/31	1/15/2004	4,230,608 02	4,111,903 81	118,704 21
3,200,000 00	GERMANY FED REP	4 5% 04 Jul 2009	86/12/31-04/12/31	2/17/2004	4,342,998 41	4,222,574 57	120,423 84
3,200,000 00	GERMANY FED REP	4 5% 04 Jul 2009	86/12/31-04/12/31	3/16/2004	4,175,726 01	4,335,818 46	(160,092 45)
3,200,000 00	GERMANY FED REP	4 5% 04 Jul 2009	86/12/31-04/12/31	4/14/2004	4,013,153 65	4,168,170 02	(155,016 37)
3,200,000 00	GERMANY FED REP	4 5% 04 Jul 2009	86/12/31-04/12/31	5/17/2004	3,998,299 45	4,005,499 57	(7,200 12)
3,200,000 00	GERMANY FED REP	4 5% 04 Jul 2009	86/12/31-04/12/31	6/15/2004	4,030,314 77	4,021,490 10	8,824 67
3,200,000 00	GERMANY FED REP	4 5% 04 Jul 2009	86/12/31-04/12/31	6/30/2004	4,054,224 92	3,991,463 18	62,761 74
3,200,000 00	GERMANY FED REP	4 5% 04 Jul 2009	86/12/31-04/12/31	7/1/2004	4,043,594 20	4,048,413 36	(4,819 16)
8,600,000 00	GERMANY(FED REP)	4 5% 04 Jan 2013	86/12/31-04/12/31	4/28/2004	10,470,913 87	10,556,143 31	(85,229 44)
8,600,000 00	GERMANY(FED REP)	4 5% 04 Jan 2013	86/12/31-04/12/31	5/17/2004	10,567,888 51	10,547,378 23	20,510 28
8,600,000 00	GERMANY(FED REP)	4 5% 04 Jan 2013	86/12/31-04/12/31	6/14/2004	10,531,086 93	10,457,573 50	73,513 43
600,000 00	GERMANY(FED REP)	4 5% 04 Jan 2013	86/12/31-04/12/31	7/1/2004	745,316 69	733,089 30	12,227 39
600,000 00	GERMANY(FED REP)	4 5% 04 Jan 2013	86/12/31-04/12/31	7/2/2004	757,586 52	733,089 30	24,497 22
8,000,000 00	GERMANY(FED REP)	4 5% 04 Jan 2013	86/12/31-04/12/31	7/20/2004	10,200,045 05	10,190,085 33	9,959 72
8,000,000 00	GERMANY(FED REP)	4 5% 04 Jan 2013	86/12/31-04/12/31	8/5/2004	9,972,570 13	9,960,434 68	12,135 45
8,000,000 00	GERMANY(FED REP)	4 5% 04 Jan 2013	86/12/31-04/12/31	9/14/2004	10,232,943 15	9,786,608 96	446,334 19
2,000,000 00	GERMANY(FED REP)	4 5% 04 Jan 2013	86/12/31-04/12/31	9/15/2004	2,527,687 96	2,553,658 16	(25,970 20)
2,000,000 00	GERMANY(FED REP)	4 5% 04 Jan 2013	86/12/31-04/12/31	9/16/2004	2,521,654 50	2,553,658 15	(32,003 65)
6,000,000 00	GERMANY(FED REP)	4 5% 04 Jan 2013	86/12/31-04/12/31	10/14/2004	7,837,645 24	7,632,660 72	204,984 52
6,000,000 00	GERMANY(FED REP)	4 5% 04 Jan 2013	86/12/31-04/12/31	11/17/2004	8,306,242 38	7,822,324 35	483,918 03
800,000 00	GERMANY(FED REP)	4 5% 04 Jan 2013	86/12/31-04/12/31	12/3/2004	1,139,300 59	1,105,832 47	33,468 12
800,000 00	GERMANY(FED REP)	4 5% 04 Jan 2013	86/12/31-04/12/31	12/6/2004	1,148,768 31	1,149,415 41	(647 10)
5,200,000 00	GERMANY(FED REP)	4 5% 04 Jan 2013	86/12/31-04/12/31	12/13/2004	7,455,706 69	7,187,911 08	267,795 61
800,000 00	GERMANY(FED REP)	4 5% 04 Jan 2013	86/12/31-04/12/31	12/16/2004	1,146,199 27	1,145,083 97	1,115 30
800,000 00	GERMANY(FED REP)	4 5% 04 Jan 2013	86/12/31-04/12/31	12/17/2004	1,138,015 95	1,145,083 97	(7,068 02)
1,600,000 00	UNITED STATES TREAS BDS	7 875% 15 Feb 2021	86/12/31-04/12/31	8/27/2004	2,137,812 50	2,132,750 00	5,062 50
704 00	UNITED STATES TREAS NTS	3 875% 15 Jan 2009	86/12/31-04/12/31	1/31/2004	-	785 24	(785 24)
1,024 00	UNITED STATES TREAS NTS	3 875% 15 Jan 2009	86/12/31-04/12/31	2/27/2004	-	1,142 17	(1,142 17)
1,320 00	UNITED STATES TREAS NTS	3 875% 15 Jan 2009	86/12/31-04/12/31	9/30/2004	-	1,472 33	(1,472 33)
927,440 00	UNITED STATES TREAS NTS	3 875% 15 Jan 2009	86/12/31-04/12/31	12/7/2004	1,043,080 18	1,001,335 24	41,744 94
7,084 00	UNITED STATES TREAS NTS	4 25% 15 Jan 2010	86/12/31-04/12/31	9/30/2004	-	8,201 26	(8,201 26)
1,356,060 00	UNITED STATES TREAS NTS	4 25% 15 Jan 2010	86/12/31-04/12/31	12/7/2004	1,576,419 75	1,562,581 20	13,838 55
2,590 00	UNITED STATES TREAS NTS	3 5% 15 Jan 2011	86/12/31-04/12/31	1/31/2004	-	2,885 44	(2,885 44)
4,200 00	UNITED STATES TREAS NTS	3 5% 15 Jan 2011	86/12/31-04/12/31	2/27/2004	-	4,873 91	(4,873 91)
741,475 00	UNITED STATES TREAS NTS	3 5% 15 Jan 2011	86/12/31-04/12/31	3/2/2004	860,111 00	825,045 42	35,065 58
3,008,012 00	UNITED STATES TREAS NTS	3 5% 15 Jan 2011	86/12/31-04/12/31	5/20/2004	3,359,573 40	3,289,093 36	70,480 04
998,690 00	UNITED STATES TREAS NTS	2% 15 Jan 2014	86/12/31-04/12/31	1/29/2004	1,006,024 13	996,988 62	9,035 51
4,810 00	UNITED STATES TREAS NTS	2% 15 Jan 2014	86/12/31-04/12/31	1/31/2004	-	4,801 80	(4,801 80)
698,698 00	UNITED STATES TREAS NTS	2% 15 Jan 2014	86/12/31-04/12/31	2/10/2004	712,890 30	697,511 27	15,379 03
698,677 00	UNITED STATES TREAS NTS	2% 15 Jan 2014	86/12/31-04/12/31	2/11/2004	710,903 85	697,490 60	13,413 25
499,035 00	UNITED STATES TREAS NTS	2% 15 Jan 2014	86/12/31-04/12/31	2/12/2004	510,731 13	498,187 82	12,543 31
598,728 00	UNITED STATES TREAS NTS	2% 15 Jan 2014	86/12/31-04/12/31	2/17/2004	612,573 59	597,712 85	14,860 74
1,362 00	UNITED STATES TREAS NTS	2% 15 Jan 2014	86/12/31-04/12/31	2/18/2004	-	1,359 69	(1,359 69)
500,000 00	UNITED STATES TREAS NTS	4% 15 Feb 2014	86/12/31-04/12/31	3/4/2004	498,792 00	497,578 13	1,213 87
0 01	GOVERNMENT NATL MTG ASSN GTD	6 5% 20 Jan 2030	86/12/31-04/12/31	6/30/2004	-	0 02	(0 02)
1 000,000 00	FNMA TBA MAY 15 SINGLE FAM	4 5% 01 Dec 2099	86/12/31-04/12/31	4/6/2004	998,562 50	982,500 00	14,062 50
3,000,000 00	FNMA TBA MAY 15 SINGLE FAM	4 5% 01 Dec 2099	86/12/31-04/12/31	4/7/2004	3,002,343 75	2,961,796 88	40,546 87
1,000,000 00	FNMA TBA MAY 15 SINGLE FAM	4 5% 01 Dec 2099	86/12/31-04/12/31	4/7/2004	1,000,781 25	982,812 50	17,968 75
3,000,000 00	FNMA TBA MAY 15 SINGLE FAM	4 5% 01 Dec 2099	86/12/31-04/12/31	4/26/2004	2,961,796 88	3,002,343 75	(40,546 87)
1,000,000 00	FNMA TBA MAY 15 SINGLE FAM	4 5% 01 Dec 2099	86/12/31-04/12/31	5/3/2004	982,500 00	1,000,781 25	(18,281 25)
1,000,000 00	FNMA TBA MAY 15 SINGLE FAM	4 5% 01 Dec 2099	86/12/31-04/12/31	5/4/2004	982,812 50	996,562 50	(13,750 00)
1,000,000 00	FNMA TBA SEP 15 SINGLE FAM	4 5% 01 Dec 2099	86/12/31-04/12/31	9/14/2004	999,335 94	994,687 50	4,648 44
1,000,000 00	FNMA TBA OCT 15 SINGLE FAM	4 5% 01 Dec 2099	86/12/31-04/12/31	9/14/2004	997,031 25	1,000,625 00	(3,593 75)
1,000,000 00	FNMA TBA OCT 15 SINGLE FAM	4 5% 01 Dec 2099	86/12/31-04/12/31	9/27/2004	1,000,625 00	997,031 25	3,593 75
9,000,000 00	FNMA TBA FEB 15 SINGLE FAM	5% 01 Dec 2099	86/12/31-04/12/31	1/13/2004	9,203,906 25	9,216,171 88	(12,265 63)
4,000,000 00	FNMA TBA FEB 15 SINGLE FAM	5% 01 Dec 2099	86/12/31-04/12/31	1/14/2004	4,095,625 00	4,090,625 00	5,000 00
2,000,000 00	FNMA TBA FEB 15 SINGLE FAM	5% 01 Dec 2099	86/12/31-04/12/31	1/23/2004	2,047,500 00	2,047,812 50	(312 50)
2,000,000 00	FNMA TBA FEB 15 SINGLE FAM	5% 01 Dec 2099	86/12/31-04/12/31	1/26/2004	2,043,593 75	2,043,906 25	(312 50)
1,000,000 00	FNMA TBA FEB 15 SINGLE FAM	5% 01 Dec 2099	86/12/31-04/12/31	1/26/2004	1,021,562 50	1,023,906 25	(2,343 75)
1,000,000 00	FNMA TBA FEB 15 SINGLE FAM	5% 01 Dec 2099	86/12/31-04/12/31	1/26/2004	1,022,500 00	1,021,796 88	703 12
3,000,000 00	FNMA TBA FEB 15 SINGLE FAM	5% 01 Dec 2099	86/12/31-04/12/31	1/28/2004	3,075,703 13	3,067,968 75	7,734 38
3,000,000 00	FNMA TBA FEB 15 SINGLE FAM	5% 01 Dec 2099	86/12/31-04/12/31	2/2/2004	3,067,031 25	3,067,109 37	(78 12)
2,000,000 00	FNMA TBA MAR 15 SINGLE FAM	5% 01 Dec 2099	86/12/31-04/12/31	1/26/2004	2,037,500 00	2,041,250 00	(3,750 00)
3,000,000 00	FNMA TBA MAR 15 SINGLE FAM	5% 01 Dec 2099	86/12/31-04/12/31	1/28/2004	3,066,562 50	3,075,742 19	(9,179 69)
1,000,000 00	FNMA TBA MAR 15 SINGLE FAM	5% 01 Dec 2099	86/12/31-04/12/31	2/13/2004	1,025,000 00	1,022,187 50	2,812 50
2,000,000 00	FNMA TBA MAR 15 SINGLE FAM	5% 01 Dec 2099	86/12/31-04/12/31	3/5/2004	2,063,593 75	2,050,625 00	12,968 75
3,000,000 00	FNMA TBA MAR 15 SINGLE FAM	5% 01 Dec 2099	86/12/31-04/12/31	3/5/2004	3,095,976 56	3,070,000 00	25,976 56

THE ROCKEFELLER FOUNDATION
EMPLOYEE ID NO 13-1659629
GAIN AND LOSSES FOR TAX ON INVESTMENT INCOME
FORM 990 PF 2004, PART IV

Shares/Par Value	Security Name	Security Description	Date Bought	Date Sold	Proceeds	Cost	Realized
3,000,000 00	FNMA TBA APR 15 SINGLE FAM	5% 01 Dec 2099	86/12/31-04/12/31	4/6/2004	3,056,718 75	3,087,187 50	(30,468 75)
1,000,000 00	FNMA TBA MAY 15 SINGLE FAM	5% 01 Dec 2099	86/12/31-04/12/31	4/6/2004	1,016,562 50	1,016,250 00	312 50
3,000,000 00	FNMA TBA MAY 15 SINGLE FAM	5% 01 Dec 2099	86/12/31-04/12/31	4/13/2004	3,040,312 50	3,025,781 25	14,531 25
3,000,000 00	FNMA TBA MAY 15 SINGLE FAM	5% 01 Dec 2099	86/12/31-04/12/31	4/22/2004	3 034 218 75	3,013 203 13	21,015 62
4,000,000 00	FNMA TBA MAY 15 SINGLE FAM	5% 01 Dec 2099	86/12/31-04/12/31	5/5/2004	4,018,437 50	4,051,875 00	(33,437 50)
3,000,000 00	FNMA TBA MAY 15 SINGLE FAM	5% 01 Dec 2099	86/12/31-04/12/31	5/5/2004	3,011,953 13	3,013,046 88	(1,093 75)
5,000,000 00	FNMA TBA MAY 15 SINGLE FAM	5% 01 Dec 2099	86/12/31-04/12/31	5/5/2004	5,019,921 88	5,057,343 75	(37,421 87)
2,000,000 00	FNMA TBA MAY 15 SINGLE FAM	5% 01 Dec 2099	86/12/31-04/12/31	5/5/2004	2,007,968 75	2,032,500 00	(24,531 25)
5,000,000 00	FNMA TBA JUN 15 SINGLE FAM	5% 01 Dec 2099	86/12/31-04/12/31	5/5/2004	5,003 125 00	4,985,351 57	17,773 43
3,000,000 00	FNMA TBA JUN 15 SINGLE FAM	5% 01 Dec 2099	86/12/31-04/12/31	5/20/2004	2,981,250 00	3,072,656 25	(91,406 25)
5,000,000 00	FNMA TBA JUN 15 SINGLE FAM	5% 01 Dec 2099	86/12/31-04/12/31	5/25/2004	4,976,171 88	5,003,125 00	(26,953 12)
3,000,000 00	FNMA TBA JUN 15 SINGLE FAM	5% 01 Dec 2099	86/12/31-04/12/31	5/25/2004	2,984,765 63	3,001,875 00	(17,109 37)
1,000,000 00	FNMA TBA JUN 15 SINGLE FAM	5% 01 Dec 2099	86/12/31-04/12/31	5/27/2004	998,789 06	1,001,250 00	(2,460 94)
2,000,000 00	FNMA TBA JUN 15 SINGLE FAM	5% 01 Dec 2099	86/12/31-04/12/31	5/27/2004	1,997,578 13	2,002,500 00	(4,921 87)
3,000,000 00	FNMA TBA JUN 15 SINGLE FAM	5% 01 Dec 2099	86/12/31-04/12/31	6/7/2004	2,988,632 81	3,002,500 00	(13,867 19)
3,000,000 00	FNMA TBA JUL 15 SINGLE FAM	5% 31 Dec 2099	86/12/31-04/12/31	5/25/2004	2,972,812 50	2,990,156 25	(17,343 75)
1,000,000 00	FNMA TBA JUL 15 SINGLE FAM	5% 31 Dec 2099	86/12/31-04/12/31	5/27/2004	994,687 50	996,757 81	(2,070 31)
3,000,000 00	FNMA TBA JUL 15 SINGLE FAM	5% 31 Dec 2099	86/12/31-04/12/31	6/7/2004	2,976,562 50	2,990,273 44	(13,710 94)
1,000,000 00	FNMA TBA JUL 15 SINGLE FAM	5% 31 Dec 2099	88/12/31-04/12/31	6/23/2004	995,625 00	996,757 81	(1,132 81)
8,000,000 00	FNMA TBA JUL 15 SINGLE FAM	5% 01 Dec 2099	88/12/31-04/12/31	6/29/2004	7,973,750 00	7,929,062 50	44,687 50
7,000,000 00	FNMA TBA JUL 15 SINGLE FAM	5% 01 Dec 2099	86/12/31-04/12/31	6/29/2004	6 977,304 69	6,956,250 00	21,054 69
5,000 000 00	FNMA TBA AUG 15 SINGLE FAM	5% 01 Dec 2099	86/12/31-04/12/31	6/29/2004	4,967,187 50	5,035,000 00	(67,812 50)
1,000,000 00	FNMA TBA AUG 15 SINGLE FAM	5% 01 Dec 2099	86/12/31-04/12/31	6/29/2004	993,437 50	1,009,375 00	(15,937 50)
2,000,000 00	FNMA TBA AUG 15 SINGLE FAM	5% 01 Dec 2099	86/12/31-04/12/31	7/14/2004	2,008,125 00	1,986,875 00	21,250 00
2,000,000 00	FNMA TBA AUG 15 SINGLE FAM	5% 01 Dec 2099	86/12/31-04/12/31	7/16/2004	2,018,750 00	1,986,875 00	31,875 00
2,000,000 00	FNMA TBA AUG 15 SINGLE FAM	5% 01 Dec 2099	86/12/31-04/12/31	7/23/2004	2,013,437 50	1,986,875 00	26,562 50
2,000,000 00	FNMA TBA AUG 15 SINGLE FAM	5% 01 Dec 2099	86/12/31-04/12/31	7/26/2004	2,012,187 50	1,986,875 00	25,312 50
7,000,000 00	FNMA TBA AUG 15 SINGLE FAM	5% 01 Dec 2099	86/12/31-04/12/31	8/5/2004	7,063,164 06	6,954,062 50	109,101 56
7,000,000 00	FNMA TBA SEP 15 SINGLE FAM	5% 01 Dec 2099	86/12/31-04/12/31	8/5/2004	7,039,375 00	7,098,203 13	(58,828 13)
5,000,000 00	FNMA TBA SEP 15 SINGLE FAM	5% 01 Dec 2099	88/12/31-04/12/31	8/10/2004	5,066,015 63	5,028,125 00	37,890 63
2,000,000 00	FNMA TBA SEP 15 SINGLE FAM	5% 01 Dec 2099	88/12/31-04/12/31	8/17/2004	2,032,187 50	2,011,250 00	20,937 50
3,000,000 00	FNMA TBA MAY 30 SINGLE FAM	5% 31 Dec 2099	86/12/31-04/12/31	4/5/2004	2,947,500 00	2,971,875 00	(24,375 00)
1,000,000 00	FNMA TBA MAY 30 SINGLE FAM	5% 31 Dec 2099	86/12/31-04/12/31	4/5/2004	982,812 50	990,625 00	(7,812 50)
4,000,000 00	FNMA TBA MAY 30 SINGLE FAM	5% 31 Dec 2099	86/12/31-04/12/31	4/7/2004	3,962,500 00	3,930,312 50	32,187 50
1,000,000 00	FNMA TBA JUN 30 SINGLE FAM	5% 01 Dec 2099	86/12/31-04/12/31	4/5/2004	980,312 50	969,179 69	11,132 81
1,000,000 00	FNMA TBA JUN 30 SINGLE FAM	5% 01 Dec 2099	86/12/31-04/12/31	4/26/2004	969,179 69	980,312 50	(11,132 81)
2,000,000 00	FNMA TBA JAN 15 SINGLE FAM	5 5% 01 Dec 2099	86/12/31-04/12/31	12/5/2003	2,063,125 00	2,073,593 75	(10,468 75)
2,000,000 00	FNMA TBA JAN 15 SINGLE FAM	5 5% 01 Dec 2099	86/12/31-04/12/31	12/5/2003	2,063,750 00	2,073,593 75	(9,843 75)
1,000,000 00	FNMA TBA JAN 15 SINGLE FAM	5 5% 01 Dec 2099	86/12/31-04/12/31	12/5/2003	1,031,562 50	1,036,796 88	(5,234 38)
13,000,000 00	FNMA TBA JAN 15 SINGLE FAM	5 5% 01 Dec 2099	86/12/31-04/12/31	1/6/2004	13,478,359 38	13,405,937 50	72,421 88
1,000,000 00	FNMA TBA JAN 15 SINGLE FAM	5 5% 01 Dec 2099	86/12/31-04/12/31	12/20/2004	1,033,125 00	1,032,500 00	625 00
7,000,000 00	FNMA TBA FEB 15 SINGLE FAM	5 5% 01 Dec 2099	86/12/31-04/12/31	1/6/2004	7,238,437 50	7,262,500 00	(24,062 50)
6,000,000 00	FNMA TBA FEB 15 SINGLE FAM	5 5% 01 Dec 2099	86/12/31-04/12/31	1/6/2004	6,204,375 00	6,225,000 00	(20,625 00)
13,000,000 00	FNMA TBA FEB 15 SINGLE FAM	5 5% 01 Dec 2099	86/12/31-04/12/31	1/13/2004	13,487,500 00	13 442 812 50	44,687 50
1,000,000 00	FNMA TBA FEB 15 SINGLE FAM	5 5% 01 Dec 2099	86/12/31-04/12/31	12/23/2004	1,030,625 00	1,031,250 00	(625 00)
2,000,000 00	FNMA TBA AUG 15 SINGLE FAM	5 5% 01 Dec 2099	86/12/31-04/12/31	7/14/2004	2,047,812 50	2 067,421 87	(19,609 37)
2,000,000 00	FNMA TBA AUG 15 SINGLE FAM	5 5% 01 Dec 2099	86/12/31-04/12/31	7/16/2004	2,057,109 38	2,067 421 88	(10,312 50)
4,000,000 00	FNMA TBA AUG 15 SINGLE FAM	5 5% 01 Dec 2099	86/12/31-04/12/31	8/9/2004	4,134,843 75	4,104,921 88	29,921 87
2,000,000 00	FNMA TBA SEP 15 SINGLE FAM	5 5% 01 Dec 2099	86/12/31-04/12/31	8/9/2004	2,061,250 00	2,065,468 75	(4,218 75)
2,000,000 00	FNMA TBA SEP 15 SINGLE FAM	5 5% 01 Dec 2099	86/12/31-04/12/31	8/9/2004	2,061,250 00	2,066,250 00	(5,000 00)
2,000,000 00	FNMA TBA SEP 15 SINGLE FAM	5 5% 01 Dec 2099	86/12/31-04/12/31	8/17/2004	2,065,468 75	2,061,250 00	4,218 75
2,000,000 00	FNMA TBA SEP 15 SINGLE FAM	5 5% 01 Dec 2099	86/12/31-04/12/31	9/7/2004	2,066 250 00	2,061 250 00	5,000 00
1,000,000 00	FNMA TBA JAN 30 SINGLE FAM	5 5% 01 Dec 2099	86/12/31-04/12/31	1/7/2004	1,015,781 25	1,014,843 75	937 50
1 000,000 00	FNMA TBA JAN 30 SINGLE FAM	5 5% 01 Dec 2099	86/12/31-04/12/31	1/7/2004	1,014,843 75	1,015,781 25	(937 50)
1,000,000 00	FNMA TBA MAR 30 SINGLE FAM	5 5% 01 Dec 2099	88/12/31-04/12/31	2/13/2004	1,021,250 00	1,029,570 31	(8,320 31)
2,000,000 00	FNMA TBA MAR 30 SINGLE FAM	5 5% 01 Dec 2099	86/12/31-04/12/31	3/5/2004	2,056,250 00	2,059,140 63	(2,890 63)
3,000,000 00	FNMA TBA MAR 30 SINGLE FAM	5 5% 01 Dec 2099	86/12/31-04/12/31	3/8/2004	3,088,710 94	3,077,500 00	11,210 94
4,000,000 00	FNMA TBA APR 30 SINGLE FAM	5 5% 01 Dec 2099	86/12/31-04/12/31	3/15/2004	4,105,625 00	4,110,937 50	(5,312 50)
1,000,000 00	FNMA TBA APR 30 SINGLE FAM	5 5% 01 Dec 2099	86/12/31-04/12/31	3/15/2004	1,026,406 25	1,027,734 38	(1,328 13)
8,000,000 00	FNMA TBA APR 30 SINGLE FAM	5 5% 01 Dec 2099	86/12/31-04/12/31	3/16/2004	8,221,875 00	8,210,781 25	11,093 75
4,000,000 00	FNMA TBA MAY 30 SINGLE FAM	5 5% 01 Dec 2099	86/12/31-04/12/31	4/5/2004	4,040,625 00	3,957,812 50	82,812 50
1,000,000 00	FNMA TBA MAY 30 SINGLE FAM	5 5% 01 Dec 2099	86/12/31-04/12/31	4/5/2004	1,009,296 88	1,010,156 25	(859 37)
3,000,000 00	FNMA TBA MAY 30 SINGLE FAM	5 5% 01 Dec 2099	86/12/31-04/12/31	4/5/2004	3,026,484 38	3,030,468 75	(3,984 37)
2,000,000 00	FNMA TBA MAY 30 SINGLE FAM	5 5% 01 Dec 2099	86/12/31-04/12/31	4/27/2004	2,007,187 50	1,978,906 25	28,281 25
1,000,000 00	FNMA TBA MAY 30 SINGLE FAM	5 5% 01 Dec 2099	86/12/31-04/12/31	4/29/2004	995,937 50	1,003,593 75	(7,656 25)
2,000,000 00	FNMA TBA MAY 30 SINGLE FAM	5 5% 01 Dec 2099	86/12/31-04/12/31	5/4/2004	1,993,593 75	1,978,906 25	14,687 50
1,000,000 00	FNMA TBA MAY 30 SINGLE FAM	5 5% 01 Dec 2099	86/12/31-04/12/31	5/4/2004	991,250 00	989,453 13	1,796 87
6,000,000 00	FNMA TBA MAY 30 SINGLE FAM	5 5% 01 Dec 2099	86/12/31-04/12/31	5/6/2004	5,936,718 75	5,951,250 00	(14,531 25)
4,000,000 00	FNMA TBA MAY 30 SINGLE FAM	5 5% 01 Dec 2099	86/12/31-04/12/31	5/6/2004	3,957,812 50	3,986,250 00	(28,437 50)
4,000,000 00	FNMA TBA MAY 30 SINGLE FAM	5 5% 01 Dec 2099	86/12/31-04/12/31	5/6/2004	3,957,812 50	3,976,093 75	(18,281 25)
7,000,000 00	FNMA TBA JUN 30 SINGLE FAM	5 5% 01 Dec 2099	86/12/31-04/12/31	3/16/2004	7,148,750 00	6,905,937 51	242,812 49
1,000,000 00	FNMA TBA JUN 30 SINGLE FAM	5 5% 01 Dec 2099	86/12/31-04/12/31	3/16/2004	1,021,250 00	987,617 19	33,632 81
3,000,000 00	FNMA TBA JUN 30 SINGLE FAM	5 5% 01 Dec 2099	86/12/31-04/12/31	3/18/2004	3,060,000 00	3,063,750 00	(3,750 00)
1,000,000 00	FNMA TBA JUN 30 SINGLE FAM	5 5% 01 Dec 2099	86/12/31-04/12/31	4/5/2004	1,006,953 13	1,021,250 00	(14,296 87)
4,000,000 00	FNMA TBA JUN 30 SINGLE FAM	5 5% 01 Dec 2099	86/12/31-04/12/31	4/5/2004	4,026,250 00	4,085,000 00	(58,750 00)
1,000,000 00	FNMA TBA JUN 30 SINGLE FAM	5 5% 01 Dec 2099	86/12/31-04/12/31	5/6/2004	985,312 50	987,656 25	(2,343 75)
4,000,000 00	FNMA TBA JUN 30 SINGLE FAM	5 5% 01 Dec 2099	86/12/31-04/12/31	5/6/2004	3,941,250 00	3,988,359 38	(47,109 38)
2,000,000 00	FNMA TBA JUN 30 SINGLE FAM	5 5% 01 Dec 2099	86/12/31-04/12/31	5/6/2004	1,970,625 00	2,013,125 00	(42 500 00)
3,000,000 00	FNMA TBA JUN 30 SINGLE FAM	5 5% 01 Dec 2099	86/12/31-04/12/31	5/12/2004	2,944,687 50	2,955,937 50	(11,250 00)
4,000,000 00	FNMA TBA JUN 30 SINGLE FAM	5 5% 01 Dec 2099	86/12/31-04/12/31	5/12/2004	3 936,875 00	3,941,250 00	(4 375 00)
1,000,000 00	FNMA TBA JUN 30 SINGLE FAM	5 5% 01 Dec 2099	86/12/31-04/12/31	5/13/2004	979,062 50	985,312 50	(6,250 00)
2,000,000 00	FNMA TBA JUN 30 SINGLE FAM	5 5% 01 Dec 2099	86/12/31-04/12/31	5/20/2004	1,967,500 00	1,975,234 38	(7,734 38)
7,000,000 00	FNMA TBA JUN 30 SINGLE FAM	5 5% 01 Dec 2099	86/12/31-04/12/31	6/3/2004	6,913,320 31	6,895,625 00	17,695 31
1,000,000 00	FNMA TBA JUN 30 SINGLE FAM	5 5% 01 Dec 2099	86/12/31-04/12/31	6/3/2004	987,656 25	983,750 00	3,906 25
6,000,000 00	FNMA TBA JUL 30 SINGLE FAM	5 5% 01 Dec 2099	86/12/31-04/12/31	6/3/2004	5,901,562 50	5,905,312 50	(3,750 00)

THE ROCKEFELLER FOUNDATION
EMPLOYEE ID NO 13-1659629
GAIN AND LOSSES FOR TAX ON INVESTMENT INCOME
FORM 990 PF 2004, PART IV

Shares/Par Value	Security Name	Security Description	Date Bought	Date Sold	Proceeds	Cost	Realized
2,000,000 00	FNMA TBA JUL 30 SINGLE FAM	5 5% 01 Dec 2099	86/12/31-04/12/31	6/8/2004	1,968,437 50	1,967,187 50	1,250 00
3,000,000 00	FNMA TBA JUL 30 SINGLE FAM	5 5% 01 Dec 2099	86/12/31-04/12/31	6/9/2004	2,948,437 50	2,950,781 25	(2,343 75)
1,000,000 00	FNMA TBA JUL 30 SINGLE FAM	5 5% 01 Dec 2099	86/12/31-04/12/31	6/15/2004	987,968 75	983,593 75	4,375 00
1,000,000 00	FNMA TBA JUL 30 SINGLE FAM	5 5% 01 Dec 2099	86/12/31-04/12/31	6/23/2004	988,437 50	983,593 75	4,843 75
7,000,000 00	FNMA TBA JAN 30 SINGLE FAM	6 5% 01 Dec 2099	86/12/31-04/12/31	1/6/2004	7,328,671 88	7,266,875 00	61,796 88
2,000,000 00	FNMA TBA JAN 30 SINGLE FAM	6 5% 01 Dec 2099	86/12/31-04/12/31	12/20/2004	2,098,750 00	2,094,218 75	4,531 25
7,000,000 00	FNMA TBA FEB 30 SINGLE FAM	6 5% 01 Dec 2099	86/12/31-04/12/31	1/6/2004	7,315,000 00	7,335,781 25	(20,781 25)
7,000,000 00	FNMA TBA FEB 30 SINGLE FAM	6 5% 01 Dec 2099	86/12/31-04/12/31	1/21/2004	7,335,781 25	7,315,000 00	20,781 25
6,000,000 00	FNMA TBA JUN 30 SINGLE FAM	6 5% 01 Dec 2099	86/12/31-04/12/31	5/11/2004	6,169,687 50	6,195,234 38	(25,546 88)
3,000,000 00	FNMA TBA JUN 30 SINGLE FAM	6 5% 01 Dec 2099	86/12/31-04/12/31	5/12/2004	3,088,593 75	3,097,617 19	(9,023 44)
6,000,000 00	FNMA TBA JUN 30 SINGLE FAM	6 5% 01 Dec 2099	86/12/31-04/12/31	5/25/2004	6,195,234 38	6,169,687 50	25,546 88
6,000,000 00	FNMA TBA JUN 30 SINGLE FAM	6 5% 01 Dec 2099	86/12/31-04/12/31	5/25/2004	6,195,234 38	6,185,625 00	9,609 38
4,000,000 00	FNMA TBA JUL 30 SINGLE FAM	6 5% 01 Dec 2099	86/12/31-04/12/31	5/25/2004	4,116,250 00	4,122,539 06	(6,289 06)
4,000,000 00	FNMA TBA JUL 30 SINGLE FAM	6 5% 01 Dec 2099	86/12/31-04/12/31	5/25/2004	4,115,625 00	4,123,125 00	(7,500 00)
3,000,000 00	FNMA TBA JUL 30 SINGLE FAM	6 5% 01 Dec 2099	86/12/31-04/12/31	6/1/2004	3,091,054 69	3,087,187 50	3,867 19
3,000,000 00	FNMA TBA JUL 30 SINGLE FAM	6 5% 01 Dec 2099	86/12/31-04/12/31	6/3/2004	3,091,992 19	3,087,187 50	4,804 69
1,000,000 00	FNMA TBA JUL 30 SINGLE FAM	6 5% 01 Dec 2099	86/12/31-04/12/31	6/4/2004	1,030,625 00	1,030,781 25	(156 25)
1,000,000 00	FNMA TBA JUL 30 SINGLE FAM	6 5% 01 Dec 2099	86/12/31-04/12/31	6/4/2004	1,030,625 00	1,030,781 25	(156 25)
1,000,000 00	FNMA TBA JUL 30 SINGLE FAM	6 5% 01 Dec 2099	86/12/31-04/12/31	6/7/2004	1,030,312 50	1,029,062 50	1,250 00
2,000,000 00	FNMA TBA JUL 30 SINGLE FAM	6 5% 01 Dec 2099	86/12/31-04/12/31	6/8/2004	2,064,687 50	2,060,937 50	3,750 00
1,000,000 00	FNMA TBA JUL 30 SINGLE FAM	6 5% 01 Dec 2099	86/12/31-04/12/31	6/9/2004	1,030,625 00	1,032,343 75	(1,718 75)
2,000,000 00	FNMA TBA JUL 30 SINGLE FAM	6 5% 01 Dec 2099	86/12/31-04/12/31	6/10/2004	2,061,250 00	2,060,937 50	312 50
2,000,000 00	FNMA TBA JUL 30 SINGLE FAM	6 5% 01 Dec 2099	86/12/31-04/12/31	6/14/2004	2,056,250 00	2,058,125 00	(1,875 00)
1,000,000 00	FNMA TBA JUL 30 SINGLE FAM	6 5% 01 Dec 2099	86/12/31-04/12/31	6/28/2004	1,036,250 00	1,034,375 00	1,875 00
8,000,000 00	FNMA TBA JUL 30 SINGLE FAM	6 5% 01 Dec 2099	86/12/31-04/12/31	7/1/2004	8,328,750 00	8,235,156 25	93,593 75
6,000,000 00	FNMA TBA AUG 30 SINGLE FAM	6 5% 01 Dec 2099	86/12/31-04/12/31	7/1/2004	6,228,750 00	6,228,437 50	312 50
1,000,000 00	FNMA TBA AUG 30 SINGLE FAM	6 5% 01 Dec 2099	86/12/31-04/12/31	7/8/2004	1,040,937 50	1,038,125 00	2,812 50
1,000,000 00	FNMA TBA AUG 30 SINGLE FAM	6 5% 01 Dec 2099	86/12/31-04/12/31	7/8/2004	1,041,250 00	1,038,125 00	3,125 00
1,000,000 00	FNMA TBA AUG 30 SINGLE FAM	6 5% 01 Dec 2099	86/12/31-04/12/31	7/15/2004	1,041,250 00	1,038,125 00	3,125 00
2,000,000 00	FNMA TBA SEP 30 SINGLE FAM	6 5% 01 Dec 2099	86/12/31-04/12/31	8/23/2004	2,096,328 13	2,102,500 00	(6,171 87)
1,000,000 00	FNMA TBA SEP 30 SINGLE FAM	6 5% 01 Dec 2099	86/12/31-04/12/31	8/23/2004	1,048,203 13	1,051,250 00	(3,046 87)
564,792 00	FNMA TBA SEP 30 SINGLE FAM	6 5% 01 Dec 2099	86/12/31-04/12/31	9/8/2004	594,267 08	593,737 59	529 49
1,000,000 00	FNMA TBA SEP 30 SINGLE FAM	6 5% 01 Dec 2099	86/12/31-04/12/31	9/8/2004	1,051,250 00	1,048,203 13	3,046 87
2,775,810 00	FNMA TBA SEP 30 SINGLE FAM	6 5% 01 Dec 2099	86/12/31-04/12/31	9/9/2004	2,918,070 28	2,918,599 75	(529 49)
1,000,000 00	FNMA TBA OCT 30 SINGLE FAM	6 5% 01 Dec 2099	86/12/31-04/12/31	8/23/2004	1,045,625 00	1,047,187 50	(1,562 50)
10,000,000 00	FNMA TBA OCT 30 SINGLE FAM	6 5% 01 Dec 2099	86/12/31-04/12/31	9/7/2004	10,471,875 00	10,457,617 19	14,257 81
2,500,000 00	FNMA TBA OCT 30 SINGLE FAM	6 5% 01 Dec 2099	86/12/31-04/12/31	10/8/2004	2,621,875 00	2,631,250 00	(9,375 00)
2,600,000 00	FNMA TBA OCT 30 SINGLE FAM	6 5% 01 Dec 2099	86/12/31-04/12/31	10/8/2004	2,736,500 00	2,727,828 78	8,671 22
225,210 00	FNMA TBA OCT 30 SINGLE FAM	6 5% 01 Dec 2099	86/12/31-04/12/31	10/12/2004	236,892 77	236,188 99	703 78
1,000,000 00	FNMA TBA NOV 30 SINGLE FAM	6 5% 01 Dec 2099	86/12/31-04/12/31	10/6/2004	1,046,250 00	1,049,765 63	(3,515 63)
1,000,000 00	FNMA TBA NOV 30 SINGLE FAM	6 5% 01 Dec 2099	86/12/31-04/12/31	10/13/2004	1,049,765 63	1,046,250 00	3,515 63
52,387 50	FEDERAL NATL MTG ASSN REMIC	1% 25 Aug 2023	86/12/31-04/12/31	2/25/2004	52,387 56	53,828 16	(1,440 60)
903,705 88	FNMA POOL 252255	6 5% 01 Feb 2029	86/12/31-04/12/31	10/8/2004	952,280 07	938,159 67	14,120 40
949,413 29	FNMA POOL 253894	6 5% 01 Aug 2031	86/12/31-04/12/31	6/10/2004	978,489 07	980,120 88	(1,631 81)
1,000,000 06	FNMA POOL 254722	5 5% 01 May 2018	86/12/31-04/12/31	1/13/2004	1,037,500 06	1,034,062 56	3,437 50
765,969 31	FNMA POOL 254722	5 5% 01 May 2018	86/12/31-04/12/31	1/13/2004	794,693 16	792,060 14	2,633 02
884,007 01	FNMA POOL 254722	5 5% 01 May 2018	86/12/31-04/12/31	1/13/2004	917,157 28	914,118 50	3,038 78
907,570 00	FNMA POOL 254007	6 5% 01 Oct 2031	86/12/31-04/12/31	6/4/2004	935,364 33	933,946 26	1,418 07
252,928 32	FNMA POOL 254239	6 5% 01 Mar 2032	86/12/31-04/12/31	1/21/2004	265,058 88	264,308 01	750 87
414,872 08	FNMA POOL 254423	6 5% 01 Jul 2032	86/12/31-04/12/31	12/1/2004	434,448 85	424,595 64	9,853 21
5,164 67	FNMA POOL 254423	6 5% 01 Jul 2032	86/12/31-04/12/31	12/25/2004	5,164 67	5,285 72	(121 05)
757,938 84	FNMA POOL 254473	5 5% 01 Oct 2017	86/12/31-04/12/31	1/6/2004	785,828 63	781,861 29	3,967 34
129,584 07	FNMA POOL 254591	5 5% 01 Jan 2018	86/12/31-04/12/31	1/6/2004	134,352 36	133,674 06	678 30
1,000,100 00	FNMA POOL 254621	6 5% 01 Jan 2033	86/12/31-04/12/31	6/9/2004	1,030,728 06	1,029,009 14	1,718 92
1,000,100 00	FNMA POOL 254621	6 5% 01 Jan 2033	86/12/31-04/12/31	6/14/2004	1,028,227 81	1,029,009 14	(781 33)
1,000,100 00	FNMA POOL 254621	6 5% 01 Jan 2033	86/12/31-04/12/31	6/14/2004	1,028,227 81	1,029,009 14	(781 33)
1,000,100 00	FNMA POOL 254621	6 5% 01 Jan 2033	86/12/31-04/12/31	6/28/2004	1,036,353 62	1,029,009 14	7,344 48
120,601 98	FNMA POOL 254835	5 5% 01 Aug 2018	86/12/31-04/12/31	1/6/2004	125,039 75	124,408 48	631 27
940,377 37	FNMA POOL 255079	5% 01 Feb 2019	86/12/31-04/12/31	2/2/2004	961,388 93	960,874 66	514 27
395,504 70	FNMA POOL 255216	5% 01 May 2019	86/12/31-04/12/31	8/10/2004	400,726 60	397,729 42	2,997 18
2,000,000 00	FNMA POOL 255269	5 5% 01 Jul 2034	86/12/31-04/12/31	4/5/2004	2,013,125 00	1,970,625 00	42,500 00
65,000 00	FNMA POOL 255269	5 5% 01 Jul 2034	86/12/31-04/12/31	6/3/2004	64,195 12	63,943 75	251 37
1,000,000 00	FNMA POOL 255269	5 5% 01 Jul 2034	86/12/31-04/12/31	6/3/2004	987,617 19	983,750 00	3,867 19
2,000,000 00	FNMA POOL 255269	5 5% 01 Jul 2034	86/12/31-04/12/31	6/3/2004	1,975,234 38	1,970,625 00	4,609 38
936,096 00	FNMA POOL 255316	5% 01 Jun 2019	86/12/31-04/12/31	5/20/2004	930,245 40	936,681 06	(6,435 66)
999,900 00	FNMA POOL 255316	5% 01 Jun 2019	86/12/31-04/12/31	5/25/2004	995,134 85	1,000,524 94	(5,390 09)
999,900 00	FNMA POOL 255316	5% 01 Jun 2019	86/12/31-04/12/31	5/27/2004	998,689 18	1,000,524 94	(1,835 76)
23,770 83	FNMA POOL 281716	5 5% 01 Apr 2009	86/12/31-04/12/31	1/13/2004	24,662 23	24,580 52	81 71
225,803 47	FNMA POOL 281716	5 5% 01 Apr 2009	86/12/31-04/12/31	1/13/2004	234,271 10	233,494 90	776 20
22,131 60	FNMA POOL 343046	6 5% 01 Apr 2026	86/12/31-04/12/31	10/8/2004	23,321 18	22,048 61	1,272 57
116,018 82	FNMA POOL 357326	6 5% 01 Jan 2033	86/12/31-04/12/31	10/12/2004	122,037 30	120,405 77	1,631 53
109,191 24	FNMA POOL 357243	6 5% 01 Jun 2032	86/12/31-04/12/31	10/12/2004	114,855 53	113,320 03	1,535 50
443,817 63	FNMA POOL 357493	5% 01 Feb 2019	86/12/31-04/12/31	8/10/2004	449,677 41	446,314 11	3,363 30
251,373 56	FNMA POOL 357493	5% 01 Feb 2019	86/12/31-04/12/31	8/10/2004	254,692 48	252,787 54	1,904 94
186,290 18	FNMA POOL 357493	5% 01 Feb 2019	86/12/31-04/12/31	8/10/2004	188,749 79	187,338 05	1,411 74
212,987 23	FNMA POOL 357493	5% 01 Feb 2019	86/12/31-04/12/31	8/10/2004	215,799 32	214,185 29	1,614 03
382,929 14	FNMA POOL 357493	5% 01 Feb 2019	86/12/31-04/12/31	8/17/2004	389,091 91	385,083 11	4,008 80
1,000,000 00	FNMA POOL 357583	4 5% 01 May 2019	86/12/31-04/12/31	4/26/2004	987,265 63	1,000,781 25	(13,515 62)
78,391 00	FNMA POOL 357583	4 5% 01 May 2019	86/12/31-04/12/31	4/26/2004	77,392 74	78,452 24	(1,059 50)
3,371 07	FNMA POOL 376781	6 5% 01 Sep 2027	86/12/31-04/12/31	10/8/2004	3,552 27	3,314 73	237 54
32,739 33	FNMA POOL 399715	6 5% 01 Sep 2027	86/12/31-04/12/31	10/8/2004	34,499 07	32,191 96	2,307 11
53,279 43	FNMA POOL 408973	6 5% 01 Dec 2027	86/12/31-04/12/31	10/8/2004	56,143 20	52,388 68	3,754 52
216,587 08	FNMA POOL 431020	6 5% 01 Jul 2028	86/12/31-04/12/31	5/25/2004	223,634 62	222,712 43	922 19
18,354 95	FNMA POOL 452542	6 5% 01 Dec 2028	86/12/31-04/12/31	1/21/2004	19,235 41	19,180 92	54 49
809,513 66	FNMA POOL 489296	6 5% 01 Mar 2029	86/12/31-04/12/31	10/8/2004	853,025 02	840,376 36	12,648 66

THE ROCKEFELLER FOUNDATION
EMPLOYEE ID NO 13-1659629
GAIN AND LOSSES FOR TAX ON INVESTMENT INCOME
FORM 990 PF 2004, PART IV

Shares/Par Value	Security Name	Security Description	Date Bought	Date Sold	Proceeds	Cost	Realized
11,293 46	FNMA POOL 503643	6 5% 01 Jun 2029	86/12/31-04/12/31	6/7/2004	11,635 80	11,621 68	14 12
26,799 17	FNMA POOL 535977	6 5% 01 Apr 2031	86/12/31-04/12/31	6/10/2004	27,619 89	27,665 95	(46 06)
46,997 46	FNMA POOL 545760	6 5% 01 Jul 2032	86/12/31-04/12/31	10/13/2004	49,336 32	49,171 09	165 23
1 000,000 04	FNMA POOL 545883	5 5% 01 Sep 2017	86/12/31-04/12/31	1/6/2004	1,036,796 91	1 031 562 54	5,234 37
94,210 89	FNMA POOL 545904	5 5% 01 Sep 2017	86/12/31-04/12/31	1/13/2004	97,743 80	97 419 95	323 85
11,683 56	FNMA POOL 555147	6 5% 01 Dec 2032	86/12/31-04/12/31	6/3/2004	12,041 83	12,023 12	18 71
123,581 90	FNMA POOL 555496	5 5% 01 May 2018	86/12/31-04/12/31	1/6/2004	128,129 33	127 482 45	646 88
121,359 86	FNMA POOL 555751	5 5% 01 Jun 2018	86/12/31-04/12/31	1/6/2004	125,825 53	125,190 28	635 25
1,000,099 08	FNMA POOL 555880	5 5% 01 Nov 2033	86/12/31-04/12/31	1/7/2004	1,015,881 90	1,014,944 31	937 59
11,960 27	FNMA POOL 562398	6 5% 01 Feb 2031	86/12/31-04/12/31	6/4/2004	12,326 56	12,307 87	18 69
232,494 65	FNMA POOL 577169	6 5% 01 May 2031	86/12/31-04/12/31	5/25/2004	240,059 81	239,069 89	989 92
8,127 24	FNMA POOL 580055	5 5% 01 Jul 2016	86/12/31-04/12/31	1/13/2004	8,432 01	8,404 07	27 94
238,013 26	FNMA POOL 589090	6 5% 01 Sep 2031	86/12/31-04/12/31	5/25/2004	245,757 99	244,744 57	1,013 42
11,665 17	FNMA POOL 594723	6 5% 01 Jul 2031	86/12/31-04/12/31	6/4/2004	12,022 42	12,004 19	18 23
338,847 40	FNMA POOL 603132	6 5% 01 Oct 2031	86/12/31-04/12/31	10/8/2004	355,816 24	351,660 07	4,156 17
251,915 69	FNMA POOL 603505	6 5% 01 Jul 2031	86/12/31-04/12/31	5/25/2004	260,112 80	259,040 19	1,072 61
1,703,398 99	FNMA POOL 607055	6 5% 01 Oct 2031	86/12/31-04/12/31	10/8/2004	1,788,702 02	1,767,808 76	20,893 26
324,667 09	FNMA POOL 607161	5 5% 01 Nov 2016	86/12/31-04/12/31	1/6/2004	336,613 83	335,015 86	1,597 97
488,505 87	FNMA POOL 607637	6 5% 01 Nov 2031	86/12/31-04/12/31	10/8/2004	512,969 33	506,977 51	5,991 82
537,533 79	FNMA POOL 612658	5 5% 01 Oct 2016	86/12/31-04/12/31	1/13/2004	557,691 30	555,843 53	1,847 77
999,900 04	FNMA POOL 619155	6 5% 01 Mar 2032	86/12/31-04/12/31	5/25/2004	1,032,435 85	1,029,428 34	3,007 51
999,900 04	FNMA POOL 619155	6 5% 01 Mar 2032	86/12/31-04/12/31	5/25/2004	1,032,435 85	1,029,428 34	3,007 51
999,900 04	FNMA POOL 619155	6 5% 01 Mar 2032	86/12/31-04/12/31	5/25/2004	1,032,435 85	1,029,428 34	3,007 51
858,709 80	FNMA POOL 620037	3 152% 01 Jan 2035	86/12/31-04/12/31	5/18/2004	864,076 74	866,223 52	(2,146 78)
829,256 82	FNMA POOL 620048	3 061% 01 Aug 2037	86/12/31-04/12/31	5/18/2004	834,439 68	835,994 54	(1,554 86)
27,446 27	FNMA POOL 628025	6 5% 01 Feb 2032	86/12/31-04/12/31	6/10/2004	28,288 81	28,333 99	(47 18)
85,456 95	FNMA POOL 640042	6 5% 01 May 2032	86/12/31-04/12/31	6/7/2004	88,047 37	87,940 55	106 82
728,817 82	FNMA POOL 642420	6 5% 01 May 2032	86/12/31-04/12/31	1/21/2004	763,778 30	761,614 63	2,163 67
501,982 61	FNMA POOL 644143	6 5% 01 May 2032	86/12/31-04/12/31	5/25/2004	518,316 65	516,179 31	2,137 34
23,997 95	FNMA POOL 644143	6 5% 01 May 2032	86/12/31-04/12/31	5/25/2004	24,778 83	24,676 65	102 18
150,537 84	FNMA POOL 646758	6 5% 01 Dec 2032	86/12/31-04/12/31	9/9/2004	158,252 90	156,277 10	1,975 80
81,774 48	FNMA POOL 650516	6 5% 01 Jun 2032	86/12/31-04/12/31	6/3/2004	84,282 02	84,151 05	130 97
949,112 63	FNMA POOL 651874	6 5% 01 Aug 2032	86/12/31-04/12/31	6/10/2004	978,179 21	979,810 50	(1,631 29)
830 177 21	FNMA POOL 653874	6 5% 01 Aug 2032	86/12/31-04/12/31	9/9/2004	872,723 80	861,827 72	10 896 08
941,087 47	FNMA POOL 656033	6 5% 01 Sep 2032	86/12/31-04/12/31	10/13/2004	987,921 28	984,612 77	3,308 51
247,204 37	FNMA POOL 660819	6 5% 01 Sep 2032	86/12/31-04/12/31	5/25/2004	255,248 17	254,195 62	1,052 55
11,969 59	FNMA POOL 661283	6 5% 01 Sep 2032	86/12/31-04/12/31	10/13/2004	12,565 27	12,523 19	42 08
23,817 61	FNMA POOL 662170	6 5% 01 Sep 2032	86/12/31-04/12/31	8/23/2004	24,965 70	25,038 27	(72 57)
1,000,099 94	FNMA POOL 662891	6 5% 01 Dec 2032	86/12/31-04/12/31	1/21/2004	1,048,073 49	1,045,104 44	2,969 05
1,000,099 94	FNMA POOL 662891	6 5% 01 Dec 2032	86/12/31-04/12/31	1/21/2004	1,048,073 49	1,045,104 44	2,969 05
1,000,099 94	FNMA POOL 662891	6 5% 01 Dec 2032	86/12/31-04/12/31	1/21/2004	1,048,073 49	1,045,104 44	2,969 05
1,000,099 94	FNMA POOL 662891	6 5% 01 Dec 2032	86/12/31-04/12/31	1/21/2004	1,048,073 49	1,045,104 44	2,969 05
1,000,099 94	FNMA POOL 662891	6 5% 01 Dec 2032	86/12/31-04/12/31	1/21/2004	1,048,073 49	1,045,104 44	2,969 05
1,000,099 94	FNMA POOL 662891	6 5% 01 Dec 2032	86/12/31-04/12/31	1/21/2004	1,048,073 49	1,045,104 44	2,969 05
862,658 11	FNMA POOL 663700	6 5% 01 Sep 2032	86/12/31-04/12/31	9/9/2004	906,869 34	899,725 45	7,143 89
327,654 52	FNMA POOL 663806	5 5% 01 Oct 2017	86/12/31-04/12/31	1/6/2004	339,711 19	338,098 51	1,612 68
235,025 42	FNMA POOL 664767	6 5% 01 Oct 2032	86/12/31-04/12/31	5/25/2004	242,672 93	241,672 23	1,000 70
26,447 45	FNMA POOL 665746	6 5% 01 Nov 2032	86/12/31-04/12/31	5/25/2004	27,308 03	27,195 42	112 61
747,842 61	FNMA POOL 665746	6 5% 01 Nov 2032	86/12/31-04/12/31	5/25/2004	772,176 70	768,992 53	3,184 17
23,040 47	FNMA POOL 666891	6 5% 01 Nov 2032	86/12/31-04/12/31	6/10/2004	23,746 09	23,785 69	(39 60)
21,782 60	FNMA POOL 666838	5 5% 01 Nov 2017	86/12/31-04/12/31	1/13/2004	22,599 44	22,524 57	74 87
629,755 97	FNMA POOL 668791	5 5% 01 Nov 2017	86/12/31-04/12/31	1/6/2004	652,929 02	649,829 44	3,099 58
57,420 19	FNMA POOL 672180	6 5% 01 Dec 2032	86/12/31-04/12/31	9/9/2004	60,362 97	59,887 46	475 51
26,353 74	FNMA POOL 673041	5 5% 01 Dec 2017	86/12/31-04/12/31	9/7/2004	27,226 71	27,160 83	65 88
510,674 11	FNMA POOL 673168	5 5% 01 Dec 2017	86/12/31-04/12/31	1/13/2004	529,824 39	528,068 95	1,755 44
26,345 16	FNMA POOL 677702	5 5% 01 Jan 2018	86/12/31-04/12/31	9/7/2004	27,217 84	27,151 98	65 86
396,285 90	FNMA POOL 681365	5 5% 01 Mar 2018	86/12/31-04/12/31	1/13/2004	411,146 62	409,784 39	1,362 23
948,031 57	FNMA POOL 681100	5 5% 01 Feb 2018	86/12/31-04/12/31	9/7/2004	979,435 12	977,065 04	2,370 08
878,515 31	FEDERAL NATL MTG ASSN	6 5% 25 Oct 2030	86/12/31-04/12/31	3/1/2004	905,419 84	904,283 83	1,136 01
76,557 91	FEDERAL NATL MTG ASSN	6 5% 25 Oct 2030	86/12/31-04/12/31	3/25/2004	76,557 91	78,799 84	(2,241 93)
974,139 92	FEDERAL NATL MTG ASSN	5 5% 25 Sep 2013	86/12/31-04/12/31	2/18/2004	984,337 95	990,685 60	(6,347 65)
113,569 14	FEDERAL NATL MTG ASSN	5 5% 25 Sep 2013	86/12/31-04/12/31	2/25/2004	113,569 14	115,581 79	(2,012 65)
947,400 72	FNMA POOL 684154	5 5% 01 Feb 2018	86/12/31-04/12/31	9/7/2004	978,783 37	976,414 87	2,368 50
671,375 16	FNMA POOL 685002	5 5% 01 Oct 2018	86/12/31-04/12/31	1/13/2004	696,551 73	694,243 88	2,307 85
999,900 76	FNMA POOL 685002	5 5% 01 Oct 2018	86/12/31-04/12/31	1/13/2004	1,037,397 04	1,033,959 88	3,437 16
652,551 90	FNMA POOL 685002	5 5% 01 Oct 2018	86/12/31-04/12/31	1/13/2004	677,022 60	674,779 45	2,243 15
442,996 76	FNMA POOL 685045	5% 01 Feb 2019	86/12/31-04/12/31	8/10/2004	448,845 70	445,488 62	3,357 08
423,540 00	FNMA POOL 685091	5% 01 Jun 2019	86/12/31-04/12/31	5/27/2004	423,027 12	423,804 71	(777 59)
340,130 78	FNMA POOL 685469	5 5% 01 Apr 2018	86/12/31-04/12/31	1/6/2004	352,646 53	350,972 45	1,674 08
80,664 95	FNMA POOL 687377	6 5% 01 Dec 2032	86/12/31-04/12/31	6/4/2004	83,135 31	83,009 28	126 03
17,032 24	FNMA POOL 692004	6 5% 01 Feb 2033	86/12/31-04/12/31	5/25/2004	17,586 45	17,513 93	72 52
550,818 41	FNMA POOL 692004	6 5% 01 Feb 2033	86/12/31-04/12/31	5/25/2004	568,741 52	566,396 24	2,345 28
906,442 23	FNMA POOL 694054	6 5% 01 Apr 2033	86/12/31-04/12/31	6/3/2004	934,237 43	932,785 71	1,451 72
857,302 02	FNMA POOL 694054	6 5% 01 Apr 2033	86/12/31-04/12/31	6/4/2004	883,556 89	882,217 36	1,339 53
903,149 70	FNMA POOL 694054	6 5% 01 Apr 2033	86/12/31-04/12/31	6/7/2004	930,526 43	929,397 49	1,128 94
28,860 29	FNMA POOL 695925	5 5% 01 May 2018	86/12/31-04/12/31	1/13/2004	29,942 55	29,843 34	99 21
999,900 66	FNMA POOL 696315	5 5% 01 Mar 2033	86/12/31-04/12/31	3/8/2004	1,029,468 03	1,021,148 55	8,319 48
45,676 48	FNMA POOL 697600	5 5% 01 Apr 2018	86/12/31-04/12/31	1/6/2004	47,357 24	47,132 42	224 82
746,734 96	FNMA POOL 697600	5 5% 01 Apr 2018	86/12/31-04/12/31	1/6/2004	774,212 48	770,303 79	3,908 69
438,596 07	FNMA POOL 701287	5 5% 01 May 2018	86/12/31-04/12/31	1/13/2004	455,043 42	453,535 75	1,507 67
328,525 08	FNMA POOL 704723	5 5% 01 May 2018	86/12/31-04/12/31	1/13/2004	340,844 77	339,715 47	1,129 30
71,607 81	FNMA POOL 707678	5 5% 01 Apr 2018	86/12/31-04/12/31	1/13/2004	74,293 11	74,046 95	246 16
999,900 26	FNMA POOL 707678	5 5% 01 Apr 2018	86/12/31-04/12/31	1/13/2004	1,037,396 52	1,033,959 37	3,437 15
263,117 41	FNMA POOL 707678	5 5% 01 Apr 2018	86/12/31-04/12/31	1/13/2004	272,984 31	272,079 85	904 46
999,900 85	FNMA POOL 708896	5% 01 Jun 2018	86/12/31-04/12/31	1/26/2004	1,018,648 79	1,022,085 95	(3,437 16)

THE ROCKEFELLER FOUNDATION
EMPLOYEE ID NO 13-1659629
GAIN AND LOSSES FOR TAX ON INVESTMENT INCOME
FORM 990 PF 2004, PART IV

Shares/Par Value	Security Name	Security Description	Date Bought	Date Sold	Proceeds	Cost	Realized
999,900 65	FNMA POOL 708896	5% 01 Jun 2018	86/12/31-04/12/31	2/13/2004	1,024,898 17	1,022,085 95	2,812 22
999,900 65	FNMA POOL 708896	5% 01 Jun 2018	86/12/31-04/12/31	3/5/2004	1,031,889 66	1,022,085 94	9,803 72
0 01	FNMA POOL 708896	5% 01 Jun 2018	86/12/31-04/12/31	3/29/2004	-	0 01	(0 01)
28,144 60	FNMA POOL 709709	6 5% 01 May 2033	86/12/31-04/12/31	8/23/2004	29,501 26	29,587 01	(85 75)
14,225 92	FNMA POOL 711583	5 5% 01 Mar 2018	86/12/31-04/12/31	1/13/2004	14,759 40	14,710 49	48 91
1,000,099 64	FNMA POOL 712129	6 5% 01 Jun 2033	86/12/31-04/12/31	9/7/2004	1,047,291 84	1,045,729 18	1,562 66
247,919 57	FNMA POOL 712192	6 5% 01 Jun 2033	86/12/31-04/12/31	5/25/2004	255,986 64	254,931 04	1,055 60
341,735 00	FNMA POOL 725505	5 5% 01 May 2034	86/12/31-04/12/31	6/9/2004	335,861 43	336,128 41	(266 98)
28,676 47	FNMA POOL 725537	5% 01 May 2019	86/12/31-04/12/31	6/29/2004	28,583 49	28,551 01	32 48
121,330 56	FNMA POOL 725537	5% 01 May 2019	86/12/31-04/12/31	8/10/2004	122,932 50	122,013 04	919 46
112,785 61	FNMA POOL 725537	5% 01 May 2019	86/12/31-04/12/31	8/10/2004	114,274 73	113,420 03	854 70
410,373 34	FNMA POOL 725539	5% 01 Jun 2019	86/12/31-04/12/31	8/10/2004	415,791 55	412,681 69	3,109 86
1,000,000 74	FNMA POOL 725711	5 5% 01 Jul 2019	86/12/31-04/12/31	8/9/2004	1,033,711 70	1,023,907 01	9,804 69
1,000,000 74	FNMA POOL 725711	5 5% 01 Jul 2019	86/12/31-04/12/31	8/9/2004	1,033,711 70	1,023,907 01	9,804 69
999,900 53	FNMA POOL 737116	5 5% 01 Oct 2018	86/12/31-04/12/31	1/13/2004	1,037,396 80	1,033,959 63	3,437 17
347,348 54	FNMA POOL 737116	5 5% 01 Oct 2018	86/12/31-04/12/31	1/13/2004	360,374 11	359,180 10	1,194 01
736,783 02	FNMA POOL 737116	5 5% 01 Oct 2018	86/12/31-04/12/31	1/13/2004	764,412 38	761,879 69	2,532 69
723,986 62	FNMA POOL 738498	6 5% 01 Oct 2033	86/12/31-04/12/31	5/25/2004	747,544 47	744,461 87	3,082 60
710,559 62	FNMA POOL 738496	6 5% 01 Oct 2033	86/12/31-04/12/31	5/25/2004	733,680 57	730,655 14	3,025 43
1,000,000 21	FNMA POOL 738647	5 5% 01 Dec 2033	86/12/31-04/12/31	3/16/2004	1,027,734 60	1,026,406 47	1,328 13
475,000 26	FNMA POOL 739066	5 5% 01 Sep 2018	86/12/31-04/12/31	1/13/2004	492,812 77	491,179 95	1,632 82
26,274 09	FNMA POOL 739464	5 5% 01 Sep 2018	86/12/31-04/12/31	9/7/2004	27,144 42	27,078 74	65 68
29,365 47	FNMA POOL 739738	5% 01 Nov 2018	86/12/31-04/12/31	2/2/2004	30,021 61	30,005 55	16 06
332,314 46	FNMA POOL 740149	5 5% 01 Sep 2018	86/12/31-04/12/31	1/6/2004	344,542 60	342,906 99	1,635 61
928,292 62	FNMA POOL 740979	5 5% 01 Oct 2018	86/12/31-04/12/31	1/13/2004	963,103 59	959,912 58	3,191 01
249,997 97	FNMA POOL 743141	6 5% 01 Oct 2033	86/12/31-04/12/31	5/25/2004	258,132 67	257,068 22	1,064 45
574,754 50	FNMA POOL 746449	5 5% 01 Dec 2018	86/12/31-04/12/31	1/13/2004	596,307 80	594,332 08	1,975 72
140,319 68	FNMA POOL 747768	5% 01 Oct 2018	86/12/31-04/12/31	2/2/2004	143,454 95	143,378 21	76 74
151,299 93	FNMA POOL 748172	5% 01 Oct 2018	86/12/31-04/12/31	5/5/2004	151,997 33	153,025 70	(1,028 37)
42,136 67	FNMA POOL 748968	6 5% 01 Oct 2033	86/12/31-04/12/31	5/25/2004	43,507 76	43,328 35	179 41
735,439 90	FNMA POOL 748968	6 5% 01 Oct 2033	86/12/31-04/12/31	5/25/2004	759,370 42	756,239 06	3,131 36
999,900 27	FNMA POOL 750542	5% 01 Feb 2019	86/12/31-04/12/31	1/14/2004	1,023,804 14	1,022,554 25	1,249 89
999,900 27	FNMA POOL 750542	5% 01 Feb 2019	86/12/31-04/12/31	1/14/2004	1,023,804 14	1,022,554 26	1,249 88
999,900 27	FNMA POOL 750542	5% 01 Feb 2019	86/12/31-04/12/31	1/14/2004	1,023,804 14	1,022,554 27	1,249 87
999,900 27	FNMA POOL 750542	5% 01 Feb 2019	86/12/31-04/12/31	1/14/2004	1,023,804 14	1,022,554 26	1,249 88
999,900 27	FNMA POOL 750542	5% 01 Feb 2019	86/12/31-04/12/31	1/26/2004	1,021,460 62	1,022,554 26	(1,093 64)
999,900 27	FNMA POOL 750542	5% 01 Feb 2019	86/12/31-04/12/31	1/26/2004	1,022,398 03	1,022,554 26	(156 23)
573,301 26	FNMA POOL 750542	5% 01 Feb 2019	86/12/31-04/12/31	1/26/2004	587,768 16	586,290 12	1,478 04
140,387 89	FNMA POOL 753694	5% 01 Sep 2018	86/12/31-04/12/31	2/2/2004	143,524 69	143,447 91	76 78
30,157 70	FNMA POOL 753889	5% 01 Nov 2018	86/12/31-04/12/31	2/2/2004	30,831 54	30,815 05	16 49
817,302 05	FNMA POOL 754933	6 5% 01 Jun 2028	86/12/31-04/12/31	10/8/2004	861,232 03	848,461 70	12,770 33
999,900 01	FNMA POOL 755646	5% 01 Dec 2018	86/12/31-04/12/31	7/16/2004	1,009,274 07	993,338 16	15,935 91
130,638 02	FNMA POOL 756276	6 5% 01 Nov 2033	86/12/31-04/12/31	6/4/2004	134,638 81	134,434 69	204 12
46,316 25	FNMA POOL 756373	5% 01 Nov 2018	86/12/31-04/12/31	5/5/2004	46,529 74	46,844 55	(314 81)
948,038 71	FNMA POOL 756420	6 5% 01 Aug 2034	86/12/31-04/12/31	8/23/2004	993,737 14	996,625 70	(2,888 56)
175,611 32	FNMA POOL 757645	5 5% 01 Apr 2034	86/12/31-04/12/31	5/6/2004	173,759 17	176,242 42	(2,483 25)
1,000,099 26	FNMA POOL 757645	5 5% 01 Apr 2034	86/12/31-04/12/31	5/6/2004	989,551 34	1,003,693 37	(14,142 03)
1,000,000 22	FNMA POOL 758746	5 5% 01 Dec 2033	86/12/31-04/12/31	3/16/2004	1,027,734 60	1,026,406 48	1,328 12
1,000,000 22	FNMA POOL 758746	5 5% 01 Dec 2033	86/12/31-04/12/31	3/16/2004	1,027,734 60	1,026,406 48	1,328 12
1,000,000 22	FNMA POOL 758746	5 5% 01 Dec 2033	86/12/31-04/12/31	3/16/2004	1,027,734 60	1,026,406 48	1,328 12
46,429 24	FNMA POOL 759969	5% 01 Dec 2018	86/12/31-04/12/31	5/5/2004	46,843 25	46,958 82	(315 57)
1,000,000 00	FNMA POOL 761402	4 5% 01 May 2019	86/12/31-04/12/31	4/26/2004	987,265 63	1,000,781 25	(13,515 62)
298,818 44	FNMA POOL 761408	5% 01 May 2019	86/12/31-04/12/31	8/17/2004	303,627 55	300,499 30	3,128 25
1,000,000 00	FNMA POOL 761180	4 5% 01 May 2019	86/12/31-04/12/31	5/4/2004	982,812 50	1,000,781 25	(17,968 75)
391,683 87	FNMA POOL 761192	5% 01 Jun 2019	86/12/31-04/12/31	7/16/2004	395,355 91	389,113 45	6,242 46
999,900 00	FNMA POOL 761231	5% 01 Jul 2019	86/12/31-04/12/31	5/27/2004	998,689 18	1,000,524 94	(1,835 76)
531,464 34	FNMA POOL 761314	5% 01 Feb 2019	86/12/31-04/12/31	5/5/2004	533,581 90	537,526 36	(3,944 46)
719,192 99	FNMA POOL 761365	5% 01 Jan 2019	86/12/31-04/12/31	2/2/2004	735,262 46	734,869 15	393 31
374,375 59	FNMA POOL 762340	5% 01 Feb 2019	86/12/31-04/12/31	8/10/2004	379,318 52	376,481 46	2,837 06
907,353 39	FNMA POOL 761504	5% 01 Apr 2019	86/12/31-04/12/31	5/5/2004	911,535 72	917,702 89	(6,167 17)
1,000,000 00	FNMA POOL 761937	5 5% 01 Mar 2034	86/12/31-04/12/31	3/8/2004	1,029,570 31	1,028,125 00	1,445 31
1,000,000 00	FNMA POOL 761937	5 5% 01 Mar 2034	86/12/31-04/12/31	3/8/2004	1,029,570 31	1,028,125 00	1,445 31
25,794 19	FNMA POOL 764005	5 5% 01 Nov 2018	86/12/31-04/12/31	9/7/2004	26,648 62	26,584 14	64 48
139,083 36	FNMA POOL 764246	5% 01 Feb 2019	86/12/31-04/12/31	5/5/2004	139,724 45	140,669 79	(945 34)
23,988 40	FNMA POOL 764745	6 5% 01 Jan 2034	86/12/31-04/12/31	6/10/2004	24 723 04	24,764 27	(41 23)
426,599 39	FNMA POOL 765503	5% 01 Feb 2019	86/12/31-04/12/31	1/28/2004	437,364 36	436,264 53	1,099 83
999,900 77	FNMA POOL 765503	5% 01 Feb 2019	86/12/31-04/12/31	1/28/2004	1,025,132 64	1,022,554 77	2,577 87
999,900 77	FNMA POOL 765503	5% 01 Feb 2019	86/12/31-04/12/31	1/28/2004	1,025,132 64	1,022,554 77	2,577 87
875,016 81	FNMA POOL 766212	6 5% 01 Mar 2034	86/12/31-04/12/31	9/9/2004	919,861 42	908,376 83	11,484 59
824,488 11	FNMA POOL 766708	5 5% 01 Mar 2034	86/12/31-04/12/31	5/6/2004	815,792 34	827,451 11	(11,658 77)
432,502 13	FNMA POOL 769871	5% 01 Feb 2019	86/12/31-04/12/31	5/5/2004	434,225 39	437,435 36	(3,209 97)
293,505 06	FNMA POOL 770213	5% 01 Apr 2019	86/12/31-04/12/31	8/17/2004	298,228 66	295,156 02	3,072 64
403,237 33	FNMA POOL 772426	5% 01 Apr 2019	86/12/31-04/12/31	8/10/2004	408,561 32	405,505 54	3,055 78
1,000,000 00	FNMA POOL 773383	5 5% 01 Apr 2034	86/12/31-04/12/31	5/6/2004	989,453 13	1,010,156 25	(20,703 12)
1,000,000 00	FNMA POOL 773383	5 5% 01 Apr 2034	86/12/31-04/12/31	5/6/2004	989,453 13	1,010,156 25	(20,703 12)
1,000,000 00	FNMA POOL 773383	5 5% 01 Apr 2034	86/12/31-04/12/31	5/6/2004	989,453 13	1,010,156 25	(20,703 12)
1,000,000 00	FNMA POOL 773383	5 5% 01 Apr 2034	86/12/31-04/12/31	5/6/2004	989,453 13	1,010,156 25	(20,703 12)
1,000,099 38	FNMA POOL 773638	4 5% 01 Apr 2019	86/12/31-04/12/31	5/3/2004	982,597 64	996,661 54	(14,063 90)
315,685 42	FNMA POOL 773700	5% 01 Apr 2019	86/12/31-04/12/31	8/17/2004	320,765 98	317,461 15	3,304 83
63,804 00	FNMA POOL 774127	5% 01 Jun 2019	86/12/31-04/12/31	5/20/2004	63,405 23	63,843 88	(438 65)
2,999,701 88	FNMA POOL 774430	5% 01 Apr 2019	86/12/31-04/12/31	6/29/2004	2,989,859 11	2,972,517 08	17,342 03
608,316 79	FNMA POOL 774431	5% 01 Apr 2019	86/12/31-04/12/31	7/16/2004	614,019 76	604,324 71	9,695 05
661,751 96	FNMA POOL 774431	5% 01 Apr 2019	86/12/31-04/12/31	7/23/2004	666,198 10	657,409 21	8,788 89
830,848 55	FNMA POOL 774436	5% 01 Apr 2019	86/12/31-04/12/31	5/5/2004	834,678 24	842,013 07	(7,334 83)
1,000,099 64	FNMA POOL 774436	5% 01 Apr 2019	86/12/31-04/12/31	5/5/2004	1,004,709 48	1,013,538 48	(8,829 00)

THE ROCKEFELLER FOUNDATION
EMPLOYEE ID NO 13-1659629
GAIN AND LOSSES FOR TAX ON INVESTMENT INCOME
FORM 990 PF 2004, PART IV

Shares/Par Value	Security Name	Security Description	Date Bought	Date Sold	Proceeds	Cost	Realized
1,000,000 26	FNMA POOL 775009	5% 01 May 2034	86/12/31-04/12/31	4/7/2004	990,625 26	982,500 26	8,125 00
1,000,000 00	FNMA POOL 775364	5 5% 01 May 2034	86/12/31-04/12/31	3/16/2004	1,027,734 38	1,026,406 25	1,328 13
999,900 70	FNMA POOL 775501	5 5% 01 May 2034	86/12/31-04/12/31	5/6/2004	989,354 87	996,697 89	(7,343 02)
999,900 70	FNMA POOL 775501	5 5% 01 May 2034	86/12/31-04/12/31	5/6/2004	989 354 87	996,697 89	(7,343 02)
443,297 30	FNMA POOL 775654	5% 01 May 2019	86/12/31-04/12/31	8/10/2004	449,150 21	445,790 85	3,359 36
1,000,000 00	FNMA POOL 775690	5% 01 May 2034	86/12/31-04/12/31	4/7/2004	990,625 00	982,500 00	8,125 00
1,000,000 63	FNMA POOL 776587	5% 01 May 2034	86/12/31-04/12/31	4/7/2004	990,625 62	982,500 62	8,125 00
1,000,099 28	FNMA POOL 776637	5% 01 Apr 2034	86/12/31-04/12/31	4/7/2004	990,723 35	982,910 08	7,813 27
1,000,100 00	FNMA POOL 777670	5 5% 01 May 2034	86/12/31-04/12/31	5/6/2004	989,552 07	991,349 13	(1,797 06)
595,677 42	FNMA POOL 776971	5% 01 Apr 2034	86/12/31-04/12/31	4/26/2004	577,318 45	583,950 02	(6,631 57)
36,133 00	FNMA POOL 777192	5% 01 Apr 2019	86/12/31-04/12/31	5/5/2004	36,276 97	36 545 14	(268 17)
971,323 24	FNMA POOL 777222	5% 01 Jun 2019	86/12/31-04/12/31	6/29/2004	968,174 03	967 073 70	1 100 33
338,248 26	FNMA POOL 777261	5% 01 Jul 2019	86/12/31-04/12/31	7/23/2004	340,520 87	336,028 51	4,492 36
935,997 55	FNMA POOL 777261	5% 01 Jul 2019	86/12/31-04/12/31	7/23/2004	942,286 29	929,855 07	12,431 22
204,486 56	FNMA POOL 777517	4 5% 01 May 2019	86/12/31-04/12/31	9/27/2004	204,614 37	203,879 49	734 88
2,000,000 00	FNMA POOL 777537	5 5% 01 Aug 2019	86/12/31-04/12/31	8/17/2004	2,065,468 75	2,061,250 00	4,218 75
1,000,100 00	FNMA POOL 778251	5% 01 May 2019	86/12/31-04/12/31	4/6/2004	1,016,664 16	1,013,538 84	3,125 32
169,251 00	FNMA POOL 778251	5% 01 May 2019	86/12/31-04/12/31	5/5/2004	170,031 14	171,525 31	(1,494 17)
1,000,000 00	FNMA POOL 779492	5 5% 01 Jun 2034	86/12/31-04/12/31	4/5/2004	1,006,953 13	985,312 50	21,640 63
64,002 66	FNMA POOL 778740	5% 01 Apr 2019	86/12/31-04/12/31	7/23/2004	64,432 68	63,582 64	850 04
213,219 49	FNMA POOL 778740	5% 01 Apr 2019	86/12/31-04/12/31	7/26/2004	214,518 80	211,820 25	2,698 55
1,000,000 75	FNMA POOL 778740	5% 01 Apr 2019	86/12/31-04/12/31	7/26/2004	1,006,094 50	993,438 24	12,656 26
921,609 00	FNMA POOL 778886	4 5% 01 May 2019	86/12/31-04/12/31	4/26/2004	909,872 89	922,329 01	(12,456 12)
194,950 44	FNMA POOL 779058	5 5% 01 Jun 2034	86/12/31-04/12/31	4/5/2004	196,229 80	192,087 10	4,142 70
709,716 00	FNMA POOL 779144	5% 01 Jun 2019	86/12/31-04/12/31	5/5/2004	712,987 35	717,811 20	(4,823 85)
749,607 92	FNMA POOL 779313	5 5% 01 Jun 2034	86/12/31-04/12/31	5/12/2004	735,787 02	765,537 09	(29,750 07)
999,999 89	FNMA POOL 779313	5 5% 01 Jun 2034	86/12/31-04/12/31	5/12/2004	981,562 39	1,021,249 89	(39,687 50)
999,999 89	FNMA POOL 779313	5 5% 01 Jun 2034	86/12/31-04/12/31	5/13/2004	979,062 39	1,021,249 89	(42,187 50)
999,999 89	FNMA POOL 779313	5 5% 01 Jun 2034	86/12/31-04/12/31	6/3/2004	987,617 08	1,021,249 89	(33,632 81)
999,999 89	FNMA POOL 779313	5 5% 01 Jun 2034	86/12/31-04/12/31	6/3/2004	987,617 08	1,021,249 89	(33,632 81)
999,999 89	FNMA POOL 779313	5 5% 01 Jun 2034	86/12/31-04/12/31	6/3/2004	987,656 14	1 021,249 89	(33,593 75)
999,900 74	FNMA POOL 780371	5 5% 01 Jun 2034	86/12/31-04/12/31	6/9/2004	982,714 95	983,496 12	(781 17)
999,900 74	FNMA POOL 780371	5 5% 01 Jun 2034	86/12/31-04/12/31	6/9/2004	982,714 95	983,496 12	(781 17)
658,165 84	FNMA POOL 780371	5 5% 01 Jun 2034	86/12/31-04/12/31	6/9/2004	646,853 61	647,367 80	(514 19)
999,900 74	FNMA POOL 780371	5 5% 01 Jun 2034	86/12/31-04/12/31	6/23/2004	988,339 39	983,496 12	4,843 27
1,000,000 00	FNMA POOL 779515	5 5% 01 Jun 2034	86/12/31-04/12/31	6/3/2004	987,617 19	1,021,250 00	(33,632 81)
407,577 28	FNMA POOL 779841	5% 01 Jul 2019	86/12/31-04/12/31	8/17/2004	414,136 73	409,869 90	4,266 83
626,487 75	FNMA POOL 779740	6 5% 01 Jul 2034	86/12/31-04/12/31	10/6/2004	656,833 25	650,372 60	6 460 65
751,116 69	FNMA POOL 779840	5% 01 Jul 2019	86/12/31-04/12/31	6/29/2004	748,681 43	745,248 59	3,432 84
557,652 65	FNMA POOL 779840	5% 01 Jul 2019	86/12/31-04/12/31	6/29/2004	555,844 63	553,296 00	2,548 63
250,392 00	FNMA POOL 780657	5 5% 01 Jun 2034	86/12/31-04/12/31	5/12/2004	245,775 40	255,712 83	(9,937 43)
1,000,000 00	FNMA POOL 780657	5 5% 01 Jun 2034	86/12/31-04/12/31	5/12/2004	981,562 50	1,021,250 00	(39,687 50)
999,900 66	FNMA POOL 780657	5 5% 01 Jun 2034	86/12/31-04/12/31	6/8/2004	984,120 98	983,496 04	624 94
999,900 66	FNMA POOL 780657	5 5% 01 Jun 2034	86/12/31-04/12/31	6/8/2004	984,120 98	983,496 04	624 94
333,709 00	FNMA POOL 781336	5 5% 01 Jun 2034	86/12/31-04/12/31	4/5/2004	335,898 97	328,807 65	7,091 32
355,981 95	FNMA POOL 782367	5 5% 01 May 2034	86/12/31-04/12/31	4/5/2004	358,318 09	350,753 47	7,564 62
551,466 00	FNMA POOL 782543	5 5% 01 Jun 2034	86/12/31-04/12/31	4/5/2004	555,085 00	543,366 34	11,718 66
253,683 00	FNMA POOL 782574	5 5% 01 Jun 2034	86/12/31-04/12/31	4/5/2004	255,347 80	249,957 03	5,390 77
705,000 00	FNMA POOL 782574	5 5% 01 Jun 2034	86/12/31-04/12/31	6/3/2004	696,270 12	693,543 75	2,726 37
404,422 00	FNMA POOL 782588	5% 01 Jun 2034	86/12/31-04/12/31	4/26/2004	391,957 59	396,459 94	(4,502 35)
564,792 24	FNMA POOL 782641	6 5% 01 Jul 2034	86/12/31-04/12/31	9/8/2004	594,267 34	586,324 94	7,942 40
310,409 00	FNMA POOL 784013	5 5% 01 Jul 2034	86/12/31-04/12/31	4/5/2004	312,446 08	305,849 87	6,596 19
576,360 00	FNMA POOL 784024	5% 01 Jul 2019	86/12/31-04/12/31	5/27/2004	575,662 06	576,720 23	(1 058 17)
786,780 86	FNMA POOL 784036	5% 01 Jun 2019	86/12/31-04/12/31	7/26/2004	791,575 30	781,617 61	9,957 69
610,706 46	FNMA POOL 784194	4 5% 01 Jun 2019	86/12/31-04/12/31	9/27/2004	611,088 15	608,893 42	2,194 73
248,882 54	FNMA POOL 785237	5% 01 Jun 2019	86/12/31-04/12/31	6/29/2004	248,075 62	246,938 15	1,137 47
391,408 71	FNMA POOL 785391	5% 01 Jun 2019	86/12/31-04/12/31	8/10/2004	396,576 53	393,610 38	2,966 15
325,017 00	FNMA POOL 786593	5% 01 Jul 2019	86/12/31-04/12/31	6/29/2004	323,963 23	323,290 35	672 88
1,999,800 23	FNMA POOL 786687	5 5% 01 Aug 2019	86/12/31-04/12/31	8/9/2004	2,067,215 38	2,056,903 91	10,311 47
442,347 00	FNMA POOL 785821	5% 01 Jul 2019	86/12/31-04/12/31	6/29/2004	440,912 83	438,891 17	2,021 66
844,584 00	FNMA POOL 785821	5% 01 Jul 2019	86/12/31-04/12/31	6/29/2004	841,845 70	837,985 68	3,860 02
230,000 00	FNMA POOL 786173	5 5% 01 Jul 2034	86/12/31-04/12/31	6/3/2004	227,151 95	226,262 50	889 45
323,440 00	FNMA POOL 787882	5% 01 Jul 2019	86/12/31-04/12/31	6/29/2004	322,391 35	321,721 73	669 62
155,415 15	FNMA POOL 787869	5% 01 Jun 2019	86/12/31-04/12/31	6/29/2004	154,911 26	154,200 97	710 29
351,543 00	FNMA POOL 788119	5% 01 Jul 2019	86/12/31-04/12/31	6/29/2004	350,403 23	349,675 43	727 80
301,285 64	FNMA POOL 788276	5% 01 Jul 2019	86/12/31-04/12/31	8/17/2004	306,134 46	302,980 37	3,154 09
374,151 53	FNMA POOL 789431	5% 01 Jul 2019	86/12/31-04/12/31	8/10/2004	379,091 50	376,256 13	2,835 37
435,573 15	FNMA POOL 791162	5% 01 Jul 2019	86/12/31-04/12/31	8/10/2004	441,324 08	438,023 25	3,300 83
184,807 00	FNMA POOL 797300	4 5% 01 Oct 2019	86/12/31-04/12/31	9/27/2004	184,922 50	184,258 35	664 15
1,000,000 00	FHLMC TBA FEB 15 GOLD SINGLE	5% 01 Dec 2099	86/12/31-04/12/31	1/14/2004	1,023,125 00	1,021,093 75	2,031 25
1,000,000 00	FHLMC TBA FEB 15 GOLD SINGLE	5% 01 Dec 2099	86/12/31-04/12/31	1/26/2004	1,021,796 88	1,021,093 75	703 13
3,000,000 00	FHLMC TBA FEB 15 GOLD SINGLE	5% 01 Dec 2099	86/12/31-04/12/31	1/28/2004	3,074,765 63	3,069,375 00	5,390 63
3,000,000 00	FHLMC TBA FEB 15 GOLD SINGLE	5% 01 Dec 2099	86/12/31-04/12/31	2/2/2004	3,063,261 25	3,065,859 38	(2,578 13)
3,000,000 00	FHLMC TBA MAR 15 GOLD SINGLE	5% 01 Dec 2099	86/12/31-04/12/31	1/28/2004	3,065,625 00	3,076,484 38	(10,859 38)
2,000,000 00	FHLMC TBA MAR 15 GOLD SINGLE	5% 01 Dec 2099	86/12/31-04/12/31	3/3/2004	2,050,781 25	2,043,750 00	7,031 25
1,000,000 00	FHLMC TBA MAR 15 GOLD SINGLE	5% 01 Dec 2099	86/12/31-04/12/31	3/3/2004	1,025,703 13	1,021,875 00	3,828 13
3,000,000 00	FHLMC TBA JUL 30 GOLD SINGLE	6 5% 01 Dec 2099	86/12/31-04/12/31	6/1/2004	3,090,000 00	3,126,093 75	(36,093 75)
3 000,000 00	FHLMC TBA JUL 30 GOLD SINGLE	6 5% 01 Dec 2099	86/12/31-04/12/31	6/3/2004	3,090,937 50	3,126,406 25	(35,468 75)
2,000,000 00	FHLMC TBA JUL 30 GOLD SINGLE	6 5% 01 Dec 2099	86/12/31-04/12/31	6/10/2004	2 061,875 00	2,083,750 00	(21,875 00)
1 000,000 00	FHLMC TBA JUL 30 GOLD SINGLE	6 5% 01 Dec 2099	86/12/31-04/12/31	6/14/2004	1,028,437 50	1,042,187 50	(13,750 00)
2,000,000 00	FHLMC TBA JUL 30 GOLD SINGLE	6 5% 01 Dec 2099	86/12/31-04/12/31	7/1/2004	2,084,375 00	2,056,875 00	27,500 00
1,000,000 00	FHLMC TBA JUL 30 GOLD SINGLE	6 5% 01 Dec 2099	86/12/31-04/12/31	7/1/2004	1,042,109 37	1,030,703 13	11,406 24
2,000,000 00	FHLMC TBA JUL 30 GOLD SINGLE	6 5% 01 Dec 2099	86/12/31-04/12/31	7/1/2004	2,085,000 00	2,060,625 00	24,375 00
2,000,000 00	FHLMC TBA JUL 30 GOLD SINGLE	6 5% 01 Dec 2099	86/12/31-04/12/31	7/1/2004	2,084,375 00	2,060 000 00	24,375 00
4,000,000 00	FHLMC TBA JUL 30 GOLD SINGLE	6 5% 01 Dec 2099	86/12/31-04/12/31	7/1/2004	4,167,500 00	4,120,937 50	46,562 50

THE ROCKEFELLER FOUNDATION
EMPLOYEE ID NO 13-1659629
GAIN AND LOSSES FOR TAX ON INVESTMENT INCOME
FORM 990 PF 2004, PART IV

Shares/Par Value	Security Name	Security Description	Date Bought	Date Sold	Proceeds	Cost	Realized
1,000,000 00	FHLMC TBA JUL 30 GOLD SINGLE	6 5% 01 Dec 2099	86/12/31-04/12/31	7/1/2004	1,042,421 87	1,030,312 50	12,109 37
2,000,000 00	FHLMC TBA JUL 30 GOLD SINGLE	6 5% 01 Dec 2099	86/12/31-04/12/31	7/1/2004	2,084,218 75	2,061,875 00	22,343 75
4,000,000 00	FHLMC TBA JUL 30 GOLD SINGLE	6 5% 01 Dec 2099	86/12/31-04/12/31	7/1/2004	4,168,125 00	4,150,781 25	17,343 75
1,000,000 00	FHLMC TBA AUG 30 GOLD SINGLE	6 5% 01 Dec 2099	86/12/31-04/12/31	7/1/2004	1,039,062 50	1,039,375 00	(312 50)
2,000,000 00	FHLMC TBA AUG 30 GOLD SINGLE	6 5% 01 Dec 2099	86/12/31-04/12/31	7/1/2004	2,078,750 00	2,103,125 00	(24,375 00)
1,000,000 00	FHLMC TBA AUG 30 GOLD SINGLE	6 5% 01 Dec 2099	86/12/31-04/12/31	7/1/2004	1,039,375 00	1,039,062 50	312 50
1,000,000 00	FHLMC TBA AUG 30 GOLD SINGLE	6 5% 01 Dec 2099	86/12/31-04/12/31	7/8/2004	1,042,109 38	1,042,109 37	0 01
2,000,000 00	FHLMC TBA AUG 30 GOLD SINGLE	6 5% 01 Dec 2099	86/12/31-04/12/31	8/20/2004	2,103,125 00	2,078,750 00	24,375 00
7,000,000 00	FHLMC TBA SEP 30 GOLD SINGLE	6 5% 01 Dec 2099	88/12/31-04/12/31	8/20/2004	7,350,000 00	7,363,936 55	(13,936 55)
5,946,261 00	FHLMC TBA SEP 30 GOLD SINGLE	6 5% 01 Dec 2099	86/12/31-04/12/31	9/9/2004	6,257,510 60	6,255,292 80	2,217 80
21,615 53	FED HM LN PC POOL G01371	6 5% 01 Mar 2032	86/12/31-04/12/31	7/1/2004	22,520 68	22,270 75	249 93
407,233 83	FED HM LN PC POOL C65527	6 5% 01 Apr 2032	86/12/31-04/12/31	9/9/2004	428,549 97	423,141 41	5,408 56
257,063 65	FED HM LN PC POOL C67917	6 5% 01 Jun 2032	86/12/31-04/12/31	8/20/2004	270,318 50	267,185 53	3,132 97
1,905,201 42	FED HM LN PC POOL C69782	6 5% 01 Aug 2032	86/12/31-04/12/31	9/9/2004	2,004,926 80	1,979,623 34	25,303 46
400,841 39	FED HM LN PC POOL C69802	6 5% 01 Jul 2032	86/12/31-04/12/31	9/9/2004	421,822 93	417,642 29	4,180 64
525,386 12	FED HM LN PC POOL C69283	6 5% 01 Jul 2032	86/12/31-04/12/31	7/1/2004	547,509 80	541,640 25	5,869 55
542,684 41	FED HM LN PC POOL C69525	6 5% 01 Aug 2032	86/12/31-04/12/31	7/1/2004	565,536 52	559,473 71	6,062 81
951,343 90	FED HM LN PC POOL C71047	6 5% 01 Sep 2032	86/12/31-04/12/31	9/9/2004	1,001,140 81	988,803 06	12,337 75
754,518 38	FED HM LN PC POOL C71275	6 5% 01 Apr 2032	86/12/31-04/12/31	9/9/2004	794,012 68	783,991 73	10,020 95
26,752 20	FED HM LN PC POOL C71392	6 5% 01 Sep 2032	86/12/31-04/12/31	7/1/2004	27,872 45	27,563 13	309 32
93,612 92	FED HM LN PC POOL C78060	6 5% 01 Jul 2032	86/12/31-04/12/31	8/20/2004	98,439 83	97,298 92	1,140 91
370,351 52	FED HM LN PC POOL E86323	5% 01 Dec 2016	86/12/31-04/12/31	2/2/2004	378,163 62	378,424 02	(260 40)
999,999 28	FED HM LN PC POOL E91818	5% 01 Oct 2017	86/12/31-04/12/31	2/2/2004	1,021,092 99	1,023,124 24	(2,031 25)
37,773 08	FED HM LN PC POOL E98967	5% 01 Sep 2018	86/12/31-04/12/31	2/2/2004	38,569 86	38,596 41	(26 55)
591,975 09	FED HM LN PC POOL E98281	5% 01 Aug 2018	86/12/31-04/12/31	2/2/2004	604,462 07	604,878 30	(416 23)
542,975 62	FED HM LN PC POOL G08007	6 5% 01 Aug 2034	86/12/31-04/12/31	9/9/2004	571,397 00	564,185 61	7,211 39
953,976 89	FED HM LN PC POOL C01172	6 5% 01 May 2031	86/12/31-04/12/31	7/1/2004	993,924 68	982,894 32	11,030 36
20,346 10	FED HM LN PC POOL C01172	6 5% 01 May 2031	86/12/31-04/12/31	7/1/2004	21,198 09	20,962 84	235 25
953,001 29	FED HM LN PC POOL C01644	6 5% 01 Jul 2033	86/12/31-04/12/31	7/1/2004	992,908 22	981,889 15	11,019 07
144,152 71	FED HM LN PC POOL C01868	6 5% 01 Jun 2034	86/12/31-04/12/31	7/1/2004	150,234 16	148,252 06	1,982 10
2,444 21	FED HM LN PC POOL C29168	6 5% 01 Jul 2029	86/12/31-04/12/31	7/1/2004	2,547 33	2,518 30	29 03
1,000,100 00	FED HM LN PC POOL E01603	5% 01 Mar 2019	86/12/31-04/12/31	3/3/2004	1,025,805 70	1,021,977 19	3,828 51
1,000,100 00	FED HM LN PC POOL E01603	5% 01 Mar 2019	86/12/31-04/12/31	3/3/2004	1,025,493 16	1,021,977 19	3,515 97
1,000,100 00	FED HM LN PC POOL E01603	5% 01 Mar 2019	86/12/31-04/12/31	3/3/2004	1,025,493 16	1,021,977 19	3,515 97
683,465 80	FED HM LN PC POOL A16175	6 5% 01 Aug 2029	86/12/31-04/12/31	8/20/2004	718,707 00	710,377 26	8,329 74
199,441 45	FED HM LN PC POOL A15526	6 5% 01 Nov 2033	86/12/31-04/12/31	9/9/2004	209,880 98	207,232 13	2,648 83
539,214 17	FED HM LN PC POOL A15899	6 5% 01 Nov 2033	86/12/31-04/12/31	9/9/2004	567,438 67	561,814 83	5,623 84
714,900 31	FED HM LN PC POOL A17262	6 5% 01 Dec 2033	86/12/31-04/12/31	7/1/2004	745,060 17	735,230 29	9,829 88
245,490 76	FED HM LN PC POOL A18262	6 5% 01 Jan 2034	86/12/31-04/12/31	9/9/2004	258,340 67	255,856 99	2,483 68
474,513 99	FED HM LN PC POOL A20872	6 5% 01 Apr 2034	86/12/31-04/12/31	7/1/2004	494,495 48	489,194 27	5,301 21
457,215 66	FED HM LN PC POOL A20872	6 5% 01 Apr 2034	86/12/31-04/12/31	7/1/2004	476,468 73	471,360 77	5,107 96
50,227 23	FED HM LN PC POOL A20972	6 5% 01 Apr 2034	86/12/31-04/12/31	8/20/2004	52,817 07	52,204 93	612 14
649,423 36	FED HM LN PC POOL A20972	6 5% 01 Apr 2034	86/12/31-04/12/31	8/20/2004	682,909 25	674,994 39	7,914 86
3,000,000 00	FED HM LN PC POOL A24951	6 5% 01 Jul 2034	86/12/31-04/12/31	7/1/2004	3,126,093 75	3,090,000 00	36,093 75
469 88	FED HM LN PC POOL C44562	6 5% 01 Nov 2030	86/12/31-04/12/31	7/1/2004	489 70	484 12	5 58
266,406 49	FED HM LN PC POOL C46512	6 5% 01 Jan 2031	86/12/31-04/12/31	8/20/2004	280,143 08	276,896 25	3,246 83
997,185 88	FED HM LN PC POOL C47538	6 5% 01 Feb 2031	86/12/31-04/12/31	7/1/2004	1,039,254 66	1,027,413 08	11,841 58
140,947 57	FED HM LN PC POOL C52531	6 5% 01 May 2031	86/12/31-04/12/31	7/1/2004	146,893 79	144,955 76	1,938 03
24,507 49	FED HM LN PC POOL C53475	6 5% 01 Jun 2031	86/12/31-04/12/31	7/1/2004	25,533 74	25,250 37	283 37
30,929 43	FED HM LN PC POOL C53560	6 5% 01 Jun 2031	86/12/31-04/12/31	10/22/2004	32,471 07	32,137 60	333 47
748 42	FED HM LN PC POOL C53560	6 5% 01 Jun 2031	86/12/31-04/12/31	11/15/2004	748 42	777 66	(29 24)
34,435 65	FED HM LN PC POOL C54838	6 5% 01 Jul 2031	86/12/31-04/12/31	10/22/2004	36,152 06	35,780 80	371 26
575 34	FED HM LN PC POOL C54838	6 5% 01 Jul 2031	86/12/31-04/12/31	11/15/2004	575 34	597 81	(22 47)
59,551 79	FED HM LN PC POOL C80385	6 5% 01 Mar 2026	86/12/31-04/12/31	10/12/2004	62,752 70	62,066 48	686 24
417,374 22	FED HM LN PC POOL C90583	6% 01 Oct 2022	88/12/31-04/12/31	3/3/2004	435,993 02	432,766 60	3,226 42
12,989 21	FED HM LN PC POOL C90583	6% 01 Oct 2022	86/12/31-04/12/31	3/15/2004	12,989 21	13,467 79	(478 58)
1,000,000 00	FEDERAL HOME LN MTG CORP	6% 15 Jul 2030	86/12/31-04/12/31	2/18/2004	1,036,562 50	1,044,375 00	(7,812 50)
794,237 77	FEDERAL HOME LN MTG CORP	6 5% 15 Aug 2030	86/12/31-04/12/31	1/13/2004	817,320 31	825,883 18	(8,562 87)
6,540 07	FEDERAL HOME LN MTG PC GTD	1% 15 Mar 2024	86/12/31-04/12/31	2/1/2004	-	402 62	(402 62)
500,000 00	FEDERAL HOME LN MTG CORP	4 375% 04 Feb 2010	86/12/31-04/12/31	7/26/2004	496,428 00	496,700 81	(272 81)
1,200,000 00	FEDERAL HOME LN MTG CORP	4 75% 06 May 2013	86/12/31-04/12/31	3/15/2004	1,199,400 00	1,154,304 64	45,095 36
1,000,000 00	FED HOME LN MTG CORP MED TERM	4 25% 04 May 2009	86/12/31-04/12/31	8/13/2004	1,003,545 00	985,805 99	17,739 01
400,000 00	FEDERAL HOME LN MTG CORP	5% 30 Jul 2009	86/12/31-04/12/31	1/5/2004	406,000 00	404,687 06	1,312 94
400,000 00	FEDERAL HOME LN MTG CORP	5% 30 Jul 2009	86/12/31-04/12/31	7/30/2004	400,000 00	405,994 48	(5,994 48)
1,820,000 00	FEDERAL HOME LN BKS	3 75% 15 Aug 2007	86/12/31-04/12/31	8/18/2004	1,852,741 80	1,855,826 33	(3,084 53)
2,000,000 00	FEDERAL HOME LN BKS	3 5% 15 Nov 2007	86/12/31-04/12/31	4/22/2004	2,016,856 00	2,037,449 60	(20,793 60)
500,000 00	FEDERAL HOME LN BKS	3 375% 15 Feb 2008	86/12/31-04/12/31	11/2/2004	502,326 00	501,124 52	1,201 48
2,000,000 00	FEDERAL HOME LN BKS	2 875% 15 Feb 2007	86/12/31-04/12/31	11/3/2004	1,998,280 00	2,027,589 81	(29,309 81)
1,000,000 00	FEDERAL HOME LN BKS	2 875% 15 Feb 2007	86/12/31-04/12/31	11/5/2004	994,670 00	1,000,895 38	(6,225 38)
1,000,000 00	FEDERAL HOME LN MTG CORP	7% 15 Mar 2010	86/12/31-04/12/31	12/16/2004	1,144,883 00	1,173,948 44	(29,065 44)
2,000,000 00	FED HOME LN MTG CORP	6 625% 15 Sep 2009	86/12/31-04/12/31	12/22/2004	2,240,527 62	2,242,205 28	(1,677 66)
1,000,000 00	FEDERAL HOME LN MTG CORP	5 25% 15 Jan 2008	86/12/31-04/12/31	1/5/2004	1,060,950 00	1,060,775 12	174 88
500,000 00	FEDERAL HOME LN MTG CORP	5 25% 15 Jan 2008	86/12/31-04/12/31	2/3/2004	531,590 00	529,220 74	2,369 26
500,000 00	FEDERAL HOME LN MTG CORP	5 25% 15 Jan 2008	86/12/31-04/12/31	2/11/2004	532,025 50	528,896 02	3,129 48
1,000,000 00	FEDERAL NATL MTG ASSN	6 625% 15 Oct 2007	86/12/31-04/12/31	3/15/2004	1,142,581 00	1,120,250 79	22,330 21
300,000 00	UNITED STATES TREAS BDS	7 5% 15 Nov 2016	86/12/31-04/12/31	9/21/2004	386,718 75	368,741 53	17,977 22
1,700,000 00	UNITED STATES TREAS BDS	7 25% 15 Aug 2022	86/12/31-04/12/31	8/5/2004	2,122,875 00	1,965,036 21	157,838 79
1,000,000 00	UNITED STATES TREAS BDS	6 875% 15 Aug 2025	86/12/31-04/12/31	8/5/2004	1,213,515 63	1,135,870 91	77,644 72
2,500,000 00	UNITED STATES TREAS NTS	4 25% 15 Aug 2013	86/12/31-04/12/31	5/25/2004	2,415,917 97	2,411,455 45	4,462 52
1,550,000 00	UNITED STATES TREAS NTS	4 25% 15 Aug 2013	86/12/31-04/12/31	6/1/2004	1,501,804 69	1,489,454 04	12,350 65
1,200,000 00	UNITED STATES TREAS NTS	3 125% 15 Oct 2008	86/12/31-04/12/31	1/7/2004	1,197,843 75	1,190,956 43	6,887 32
2,700,000 00	UNITED STATES TREAS NTS	2 625% 15 Nov 2006	86/12/31-04/12/31	1/27/2004	2,736,281 25	2,733,011 72	3,269 53
1,700,000 00	UNITED STATES TREAS NTS	2 625% 15 Nov 2006	86/12/31-04/12/31	3/11/2004	1,735,792 97	1,727,757 82	8,035 15
2,100,000 00	UNITED STATES TREAS NTS	2 625% 15 Nov 2006	86/12/31-04/12/31	3/31/2004	2,141,491 80	2,126,286 89	15,204 91
2,200,000 00	UNITED STATES TREAS NTS	2 625% 15 Nov 2006	86/12/31-04/12/31	4/20/2004	2,211,433 29	2,224,740 95	(13,307 66)

THE ROCKEFELLER FOUNDATION
EMPLOYEE ID NO 13-1659629
GAIN AND LOSSES FOR TAX ON INVESTMENT INCOME
FORM 990 PF 2004, PART IV

Shares/Par Value	Security Name	Security Description	Date Bought	Date Sold	Proceeds	Cost	Realized
3,300,000 00	UNITED STATES TREAS NTS	2 625% 15 Nov 2006	86/12/31-04/12/31	5/4/2004	3,298,968 75	3,332,579 92	(33,611 17)
4,300,000 00	UNITED STATES TREAS NTS	2 625% 15 Nov 2006	86/12/31-04/12/31	5/11/2004	4,267,078 13	4,299,895 40	(32,817 27)
600,000 00	UNITED STATES TREAS NTS	2 625% 15 Nov 2006	86/12/31-04/12/31	7/19/2004	598,968 75	599,507 85	(539 10)
1,100,000 00	UNITED STATES TREAS NTS	2 625% 15 Nov 2006	86/12/31-04/12/31	10/26/2004	1,102,260 50	1,099,199 37	3,061 13
1,200,000 00	UNITED STATES TREAS NTS	4 25% 15 Nov 2013	86/12/31-04/12/31	3/2/2004	1,223,296 88	1,208,866 34	14 430 54
6,900,000 00	UNITED STATES TREAS NTS	1 875% 30 Nov 2005	86/12/31-04/12/31	1/7/2004	6,914 824 22	6,910,312 50	4,511 72
2,400,000 00	UNITED STATES TREAS NTS	1 875% 31 Dec 2005	86/12/31-04/12/31	2/18/2004	2,411,062 50	2 398,830 39	12,232 11
800,000 00	UNITED STATES TREAS NTS	3 25% 15 Jan 2009	86/12/31-04/12/31	2/17/2004	809,750 00	804,125 00	5,625 00
1,200,000 00	UNITED STATES TREAS NTS	0 7% 12 Apr 2004	86/12/31-04/12/31	3/8/2004	1,230,717 60	1,206,078 28	24,639 32
1,400,000 00	UNITED STATES	1 875% 31 Jan 2006	86/12/31-04/12/31	2/24/2004	1,406,302 80	1,405,250 00	1,052 80
1,800,000 00	UNITED STATES	1 875% 31 Jan 2006	86/12/31-04/12/31	3/3/2004	1,805,765 63	1,806,429 35	(663 72)
2,100,000 00	UNITED STATES	1 875% 31 Jan 2006	86/12/31-04/12/31	4/16/2004	2,098,810 54	2,105,965 80	(7,155 26)
900,000 00	UNITED STATES TREAS NTS	2 25% 15 Feb 2007	86/12/31-04/12/31	3/12/2004	908,789 06	909,597 66	(808 60)
100,000 00	UNITED STATES TREAS NTS	4% 15 Feb 2014	86/12/31-04/12/31	4/21/2004	96,656 25	98,906 25	(2,250 00)
1,200,000 00	UNITED STATES TREAS NTS	4% 15 Feb 2014	86/12/31-04/12/31	4/27/2004	1,162,125 00	1,169,949 98	(7,824 98)
200,000 00	UNITED STATES TREAS NTS	4% 15 Feb 2014	86/12/31-04/12/31	5/12/2004	187,632 81	188,312 50	(679 69)
1,900,000 00	UNITED STATES TREAS NTS	4% 15 Feb 2014	86/12/31-04/12/31	5/13/2004	1,781,250 00	1,788,968 75	(7,718 75)
2,000,000 00	UNITED STATES TREAS NTS	4% 15 Feb 2014	86/12/31-04/12/31	5/20/2004	1,887,500 00	1,876,703 13	10,796 87
1,000,000 00	UNITED STATES TREAS NTS	1 625% 28 Feb 2006	86/12/31-04/12/31	3/12/2004	1,002,343 75	998,580 00	3,763 75
4,500,000 00	UNITED STATES TREAS NTS	1 625% 28 Feb 2006	86/12/31-04/12/31	5/3/2004	4,451,660 16	4,484,464 83	(32,804 67)
1,100,000 00	UNITED STATES TREAS NTS	1 625% 28 Feb 2006	86/12/31-04/12/31	5/4/2004	1,088,484 38	1,093,296 87	(4,812 49)
1,500,000 00	UNITED STATES TREAS NTS	1 5% 31 Mar 2006	86/12/31-04/12/31	4/26/2004	1,479,390 00	1,489,570 31	(10,180 31)
2,700,000 00	UNITED STATES TREAS NTS	3 125% 15 Apr 2009	86/12/31-04/12/31	4/26/2004	2,648,953 13	2,646,421 88	2,531 25
1,400,000 00	UNITED STATES TREAS NTS	2 25% 30 Apr 2006	86/12/31-04/12/31	5/4/2004	1,398,488 75	1,398,372 93	95 82
2,800,000 00	UNITED STATES TREAS NTS	4 75% 15 May 2014	86/12/31-04/12/31	6/28/2004	2,807 109 38	2,794,515 63	12,593 75
1,500,000 00	UNITED STATES TREAS NTS	4% 15 Jun 2009	86/12/31-04/12/31	12/6/2004	1,530,703 13	1,538,165 46	(7,462 33)
750,000 00	UNITED STATES TRAS NTS	3 625% 15 Jul 2009	86/12/31-04/12/31	8/4/2004	749,443 36	747,668 40	1,774 96
2,650,000 00	UNITED STATES TRAS NTS	3 625% 15 Jul 2009	86/12/31-04/12/31	8/5/2004	2,651,988 95	2,640,045 43	11,923 52
1,500,000 00	UNITED STATES TRAS NTS	3 625% 15 Jul 2009	86/12/31-04/12/31	12/7/2004	1,505,847 00	1,506,093 75	(246 75)
500,000 00	UNITED STATES TREAS NTS	2 75% 15 Aug 2007	86/12/31-04/12/31	8/19/2004	499,609 38	499,140 63	468 75
1,000,000 00	UNITED STATES TREAS NTS	3 5% 15 Aug 2009	86/12/31-04/12/31	8/18/2004	1,006,718 75	1,005,390 62	1,328 13
1,700,000 00	UNITED STATES TREAS NTS	3 5% 15 Aug 2009	86/12/31-04/12/31	8/23/2004	1,703,320 31	1,709,164 07	(5,843 76)
3,700,000 00	UNITED STATES TREAS NTS	3 5% 15 Aug 2009	86/12/31-04/12/31	9/8/2004	3,712,863 28	3,703,468 75	9,394 53
3,000,000 00	UNITED STATES TREAS NTS	2 375% 31 Aug 2006	86/12/31-04/12/31	10/5/2004	2,986,992 19	2,995,734 61	(8,742 42)
5,400,000 00	UNITED STATES TREAS NTS	2 375% 31 Aug 2006	86/12/31-04/12/31	10/25/2004	5,391,121 91	5,376,726 95	14,394 96
800,000 00	UNITED STATES TREAS NTS	3 375% 15 Sep 2009	86/12/31-04/12/31	12/2/2004	787,437 50	803,504 00	(16,066 50)
9,500,000 00	UNITED STATES TREAS NTS	2 5% 31 Oct 2006	86/12/31-04/12/31	11/23/2004	9,423,554 69	9,487,139 13	(63,584 44)
3,000,000 00	UNITED STATES TREAS NTS	2 875% 30 Nov 2006	86/12/31-04/12/31	12/1/2004	2,994,609 38	2,994,764 31	(154 93)
4,000,000 00	UNITED STATES TREAS NTS	2 875% 30 Nov 2006	86/12/31-04/12/31	12/1/2004	3,990,625 00	3,993,019 08	(2,394 08)
1,700,000 00	GNMA I TBA OCT 30 SINGLE FAM	5 5% 01 Dec 2099	86/12/31-04/12/31	10/7/2004	1,726,429 69	1,728,023 44	(1,593 75)
800,000 00	GNMA I TBA JAN 30 SINGLE FAM	6 5% 01 Dec 2099	86/12/31-04/12/31	1/20/2004	842,250 00	844,000 00	(1,750 00)
800,000 00	GNMA I TBA FEB 30 SINGLE FAM	6 5% 01 Dec 2099	86/12/31-04/12/31	1/20/2004	843,000 00	846,687 50	(3,687 50)
800,000 00	GNMA I TBA APR 30 SINGLE FAM	6 5% 01 Dec 2099	86/12/31-04/12/31	3/17/2004	844,500 00	839,750 00	4,750 00
800,000 00	GNMA I TBA MAY 30 SINGLE FAM	6 5% 01 Dec 2099	86/12/31-04/12/31	4/20/2004	839,375 00	831,031 25	8,343 75
800,000 00	GNMA I TBA JUN 30 SINGLE FAM	6 5% 01 Dec 2099	86/12/31-04/12/31	5/18/2004	829,000 00	833,250 00	(4,250 00)
800,000 00	GNMA I TBA JUL 30 SINGLE FAM	6 5% 01 Dec 2099	86/12/31-04/12/31	6/18/2004	831,125 00	837,812 50	(6,687 50)
800,000 00	GNMA I TBA AUG 30 SINGLE FAM	6 5% 01 Dec 2099	86/12/31-04/12/31	7/20/2004	836,500 00	839,406 25	(2,906 25)
200,000 00	GNMA I TBA AUG 30 SINGLE FAM	6 5% 01 Dec 2099	86/12/31-04/12/31	8/17/2004	208,937 50	209,125 00	(187 50)
100,000 00	GNMA I TBA SEP 30 SINGLE FAM	6 5% 01 Dec 2099	86/12/31-04/12/31	9/20/2004	105,648 44	105,187 50	460 94
100,000 00	GNMA I TBA OCT 30 SINGLE FAM	6 5% 01 Dec 2099	86/12/31-04/12/31	10/18/2004	105,851 56	105,367 19	484 37
100,000 00	GNMA I TBA NOV 30 SINGLE FAM	6 5% 01 Dec 2099	86/12/31-04/12/31	11/18/2004	105,480 47	105,625 00	(144 53)
500,000 00	GNMA I TBA DEC 30 SINGLE FAM	6 5% 01 Dec 2099	86/12/31-04/12/31	12/15/2004	526,367 18	527,971 61	(1,604 43)
281,651 97	GNMA I TBA DEC 30 SINGLE FAM	6 5% 01 Dec 2099	86/12/31-04/12/31	11/18/2004	297,318 86	296 834 77	484 09
153,049 85	GNMA I TBA DEC 30 SINGLE FAM	6 5% 01 Dec 2099	86/12/31-04/12/31	11/18/2004	162,113 27	161,563 25	550 02
139,592 51	GNMA POOL 417374	6 5% 15 Apr 2026	86/12/31-04/12/31	7/21/2004	146,037 76	139,592 51	6,445 25
26,369 40	GNMA POOL 422777	6 5% 15 Apr 2026	86/12/31-04/12/31	7/20/2004	27,572 50	27,547 78	24 72
65,305 28	GNMA POOL 433624	6 5% 15 Feb 2028	86/12/31-04/12/31	11/18/2004	69,172 57	60,978 81	8,193 76
4,266.86	GNMA POOL 459003	6 5% 15 Feb 2029	86/12/31-04/12/31	11/18/2004	4,525 44	4,017 04	508 40
98,077 52	GNMA POOL 462599	6 5% 15 Mar 2028	86/12/31-04/12/31	7/21/2004	102,605.85	91,579 87	11,026 08
15,330 47	GNMA POOL 469693	6.5% 15 Nov 2028	86/12/31-04/12/31	8/24/2004	16,152 08	14,314 83	1,837 25
11,982 80	GNMA POOL 470470	6 5% 15 Jun 2029	86/12/31-04/12/31	11/18/2004	12,649 34	11,125 28	1,524 06
17,079 09	GNMA POOL 471553	6 5% 15 Apr 2029	86/12/31-04/12/31	8/24/2004	17,994 42	15,856 86	2,137 56
89,397 76	GNMA POOL 472837	6 5% 15 Aug 2028	86/12/31-04/12/31	8/24/2004	94,188 92	83,475 17	10,713 75
83,380 82	GNMA POOL 472843	6 5% 15 Aug 2028	86/12/31-04/12/31	11/18/2004	88,318 52	77,856 85	10,461 67
4,626 08	GNMA POOL 484079	6 5% 15 Apr 2029	86/12/31-04/12/31	11/18/2004	4,883 41	4,295 02	588 39
77,160 35	GNMA POOL 498360	6 5% 15 Feb 2029	86/12/31-04/12/31	7/20/2004	80,680 79	80,608 45	72 34
4,690 66	GNMA POOL 500927	6 5% 15 May 2029	86/12/31-04/12/31	11/18/2004	4,951 58	4,354 99	596 59
18,873 79	GNMA POOL 502949	6 5% 15 Feb 2029	86/12/31-04/12/31	11/18/2004	19,923 64	17,685 33	2,238 31
4,096 55	GNMA POOL 503840	6 5% 15 Apr 2029	86/12/31-04/12/31	8/24/2004	4,316 10	3,838 60	477 50
63,727 25	GNMA POOL 508043	6 5% 15 Jun 2029	86/12/31-04/12/31	11/18/2004	67,272 08	59,166 77	8,105 31
19,154 64	GNMA POOL 508640	6 5% 15 Jul 2029	86/12/31-04/12/31	11/18/2004	20,220 11	17,783 90	2,436 21
81,129 53	GNMA POOL 509713	6 5% 15 Aug 2029	86/12/31-04/12/31	11/18/2004	85,642 36	76,020 91	9,621 45
60,081 74	GNMA POOL 509932	6 5% 15 Jun 2029	86/12/31-04/12/31	11/18/2004	63,423 79	56,298 46	7,125 33
4,959 17	GNMA POOL 512785	6 5% 15 Jun 2029	86/12/31-04/12/31	11/18/2004	5,235 03	4,604 28	630 75
1 695 93	GNMA POOL 516730	6 5% 15 Jun 2029	86/12/31-04/12/31	11/18/2004	1,790 24	1,574 56	215 68
98,014 55	GNMA POOL 561738	6 5% 15 May 2031	86/12/31-04/12/31	7/20/2004	102,486 46	102,394 58	91 88
600,000 00	FNMA TBA JUL 15 SINGLE FAM	4% 01 Dec 2099	86/12/31-04/12/31	7/1/2004	572,906 25	569,531 25	3,375 00
700,000 00	FNMA TBA JUL 15 SINGLE FAM	4% 01 Dec 2099	86/12/31-04/12/31	7/16/2004	673,367 19	667,828 12	5,539 07
700,000 00	FNMA TBA AUG 15 SINGLE FAM	4% 01 Dec 2099	86/12/31-04/12/31	8/12/2004	678,699 22	671,726 56	6,972 66
700,000 00	FNMA TBA SEP 15YRS TBAXXX	4% 01 Dec 2099	86/12/31-04/12/31	9/15/2004	684,058 59	676,921 88	7,136 71
700,000 00	FNMA 15 YR OCT TBAXXX	4% 01 Dec 2099	86/12/31-04/12/31	10/12/2004	685,945 31	682,445 31	3,500 00
700,000 00	FNMA TBA NOV 15YR TBAXXX	4% 01 Dec 2099	86/12/31-04/12/31	11/15/2004	683,511 72	684 031 25	(519 53)
700,000 00	FNMA 15 YR DEC TBAXXX	4% 01 Dec 2099	86/12/31-04/12/31	12/10/2004	685,883 28	682,117 19	3 746 09
800,000 00	FNMA TBA JAN 15 SINGLE FAM	4 5% 01 Dec 2099	86/12/31-04/12/31	12/9/2004	797 750 00	798,250 00	(500 00)
4,300,000 00	FNMA TBA MAY 15 SINGLE FAM	4 5% 01 Dec 2099	86/12/31-04/12/31	5/12/2004	4,169,320 31	4,198,250 00	(28,929 69)

THE ROCKEFELLER FOUNDATION
EMPLOYEE ID NO 13-1659629
GAIN AND LOSSES FOR TAX ON INVESTMENT INCOME
FORM 990 PF 2004, PART IV

Shares/Par Value	Security Name	Security Description	Date Bought	Date Sold	Proceeds	Cost	Realized
1,500,000 00	FNMA TBA MAY 15 SINGLE FAM	4 5% 01 Dec 2099	86/12/31-04/12/31	5/12/2004	1,455,820 31	1,451,015 62	4,804 69
1,500,000 00	FNMA TBA JUN 15 SINGLE FAM	4 5% 01 Dec 2099	86/12/31-04/12/31	6/7/2004	1,458,398 44	1,451,015 62	7,382 82
1,200,000 00	FNMA TBA JUN 15 SINGLE FAM	4 5% 01 Dec 2099	86/12/31-04/12/31	6/10/2004	1,163,015 62	1,159,687 50	3,328 12
1,500,000 00	FNMA TBA JUN 15 SINGLE FAM	4 5% 01 Dec 2099	86/12/31-04/12/31	6/10/2004	1,454,003 91	1,447,734 38	6,269 53
3,700,000 00	FNMA TBA JUN 15 SINGLE FAM	4 5% 01 Dec 2099	86/12/31-04/12/31	6/10/2004	3,586,542 97	3,580,800 78	5,742 19
600,000 00	FNMA TBA JUN 15 SINGLE FAM	4 5% 01 Dec 2099	86/12/31-04/12/31	5/24/2004	582,000 00	579,843 75	2,156 25
1,500,000 00	FNMA TBA JUL 15 SINGLE FAM	4 5% 01 Dec 2099	86/12/31-04/12/31	6/10/2004	1,449,609 38	1,457,546 88	(7,937 50)
700,000 00	FNMA TBA JUL 15 SINGLE FAM	4 5% 01 Dec 2099	86/12/31-04/12/31	7/6/2004	690,046 88	676,156 25	13,890 63
1,500,000 00	FNMA TBA JUL 15 SINGLE FAM	4 5% 01 Dec 2099	86/12/31-04/12/31	7/14/2004	1,473,867 19	1,470,710 94	3,156 25
1,200,000 00	FNMA TBA JUL 15 SINGLE FAM	4 5% 01 Dec 2099	86/12/31-04/12/31	7/14/2004	1,179,281 25	1,159,125 00	20,156 25
2,400,000 00	FNMA TBA JUL 15 SINGLE FAM	4 5% 01 Dec 2099	86/12/31-04/12/31	7/14/2004	2,358,187 50	2,331,843 75	26,343 75
1,300,000 00	FNMA TBA JUL 15 SINGLE FAM	4 5% 01 Dec 2099	86/12/31-04/12/31	6/18/2004	1,262,218 75	1,255,718 75	6,500 00
600,000 00	FNMA TBA JUL 15 SINGLE FAM	4 5% 01 Dec 2099	86/12/31-04/12/31	6/22/2004	582,093 75	579,562 50	2,531 25
2,400,000 00	FNMA TBA AUG 15 SINGLE FAM	4 5% 01 Dec 2099	86/12/31-04/12/31	8/11/2004	2,385,656 25	2,381,527 34	4,128 91
1,200,000 00	FNMA TBA AUG 15 SINGLE FAM	4 5% 01 Dec 2099	86/12/31-04/12/31	8/11/2004	1,193,062 50	1,176,000 00	17,062 50
1,500,000 00	FNMA TBA AUG 15 SINGLE FAM	4 5% 01 Dec 2099	86/12/31-04/12/31	8/11/2004	1,491,269 53	1,470,000 00	21,269 53
1,300,000 00	FNMA TBA AUG 15 SINGLE FAM	4 5% 01 Dec 2099	86/12/31-04/12/31	7/14/2004	1,274,203 12	1,274,062 50	140 62
800,000 00	FNMA TBA AUG 15 SINGLE FAM	4 5% 01 Dec 2099	86/12/31-04/12/31	7/14/2004	784,437 50	784,125 00	312 50
1,200,000 00	FNMA TBA SEP 15 SINGLE FAM	4 5% 01 Dec 2099	86/12/31-04/12/31	9/14/2004	1,198,500 00	1,198,125 00	375 00
2,400,000 00	FNMA TBA SEP 15 SINGLE FAM	4 5% 01 Dec 2099	86/12/31-04/12/31	9/14/2004	2,396,625 00	2,385,343 75	11,281 25
800,000 00	FNMA TBA SEP 15 SINGLE FAM	4 5% 01 Dec 2099	86/12/31-04/12/31	8/11/2004	792,875 00	793,125 00	(250 00)
1,300,000 00	FNMA TBA SEP 15 SINGLE FAM	4 5% 01 Dec 2099	86/12/31-04/12/31	8/11/2004	1,288,828 12	1,288,828 13	(0 01)
1,500,000 00	FNMA TBA SEP 15 SINGLE FAM	4 5% 01 Dec 2099	86/12/31-04/12/31	8/26/2004	1,490,625 00	1,486,968 75	3,656 25
1,200,000 00	FNMA TBA OCT 15 SINGLE FAM	4 5% 01 Dec 2099	86/12/31-04/12/31	10/13/2004	1,202,250 00	1,202,437 50	(187 50)
800,000 00	FNMA TBA OCT 15 SINGLE FAM	4 5% 01 Dec 2099	86/12/31-04/12/31	10/13/2004	800,250 00	797,000 00	3,250 00
1,600,000 00	FNMA TBA OCT 15 SINGLE FAM	4 5% 01 Dec 2099	86/12/31-04/12/31	10/13/2004	1,603,312 50	1,599,015 62	4,296 88
1,300,000 00	FNMA TBA OCT 15 SINGLE FAM	4 5% 01 Dec 2099	86/12/31-04/12/31	9/14/2004	1,294,921 88	1,295,312 50	(390 62)
800,000 00	FNMA TBA OCT 15 SINGLE FAM	4 5% 01 Dec 2099	86/12/31-04/12/31	9/14/2004	796,750 00	797,000 00	(250 00)
1,200,000 00	FNMA TBA NOV 15 SINGLE FAM	4 5% 01 Dec 2099	86/12/31-04/12/31	10/13/2004	1,197,375 00	1,199,750 00	(2,375 00)
1,300,000 00	FNMA TBA NOV 15 SINGLE FAM	4 5% 01 Dec 2099	86/12/31-04/12/31	10/13/2004	1,299,796 88	1,296,343 75	3,453 13
1,600,000 00	FNMA TBA NOV 15 SINGLE FAM	4 5% 01 Dec 2099	86/12/31-04/12/31	11/12/2004	1,595,250 00	1,597,375 00	(2,125 00)
800,000 00	FNMA TBA NOV 15 SINGLE FAM	4 5% 01 Dec 2099	86/12/31-04/12/31	10/13/2004	799,687 50	799,875 00	(187 50)
1,300,000 00	FNMA TBA DEC 15 SINGLE FAM	4 5% 01 Dec 2099	86/12/31-04/12/31	11/12/2004	1,293,703 12	1 299,847 66	(6,144 54)
1,600,000 00	FNMA TBA DEC 15 SINGLE FAM	4 5% 01 Dec 2099	86/12/31-04/12/31	12/9/2004	1,599,812 50	1,595,406 25	4,406 25
700,000 00	FNMA TBA NOV 30 SINGLE FAM	4 5% 01 Dec 2099	86/12/31-04/12/31	11/8/2004	676,101 56	676,593 75	(492 19)
700,000 00	FNMA TBA DEC 30 SINGLE FAM	4 5% 01 Dec 2099	86/12/31-04/12/31	12/8/2004	685,289 06	674,078 12	11,210 94
500,000 00	FNMA TBA JAN 15 SINGLE FAM	5% 01 Dec 2099	86/12/31-04/12/31	1/13/2004	512,500 00	510,312 50	2,187 50
700,000 00	FNMA TBA JAN 15 SINGLE FAM	5% 01 Dec 2099	86/12/31-04/12/31	1/13/2004	717,500 00	714,546 88	2,953 12
1,400,000 00	FNMA TBA JAN 15 SINGLE FAM	5% 01 Dec 2099	86/12/31-04/12/31	1/13/2004	1,434,945 31	1,417,828 13	17,117 18
700,000 00	FNMA TBA FEB 15 SINGLE FAM	5% 01 Dec 2099	86/12/31-04/12/31	2/4/2004	715,339 84	715,531 25	(191 41)
1,400,000 00	FNMA TBA FEB 15 SINGLE FAM	5% 01 Dec 2099	86/12/31-04/12/31	2/4/2004	1,430,898 44	1,431,062 50	(164 06)
500,000 00	FNMA TBA FEB 15 SINGLE FAM	5% 01 Dec 2099	86/12/31-04/12/31	2/4/2004	511,191 41	511,093 75	97 66
500,000 00	FNMA TBA MAR 15 SINGLE FAM	5% 01 Dec 2099	86/12/31-04/12/31	3/12/2004	516,503 91	509,531 25	6,972 66
700,000 00	FNMA TBA MAR 15 SINGLE FAM	5% 01 Dec 2099	86/12/31-04/12/31	3/12/2004	723,324 22	713,234 37	10,089 85
1,400,000 00	FNMA TBA MAR 15 SINGLE FAM	5% 01 Dec 2099	86/12/31-04/12/31	3/12/2004	1,446,156 25	1,426,843 75	19,312 50
1,400,000 00	FNMA TBA APR 15 SINGLE FAM	5% 01 Dec 2099	86/12/31-04/12/31	4/13/2004	1,421,218 75	1,442,218 75	(21,000 00)
700,000 00	FNMA TBA APR 15 SINGLE FAM	5% 01 Dec 2099	86/12/31-04/12/31	4/13/2004	710,609 38	721,328 12	(10,718 74)
500,000 00	FNMA TBA APR 15 SINGLE FAM	5% 01 Dec 2099	86/12/31-04/12/31	4/13/2004	507,656 25	515,078 13	(7,421 88)
900,000 00	FNMA TBA MAY 15 SINGLE FAM	5% 01 Dec 2099	86/12/31-04/12/31	5/12/2004	895,042 97	911,328 12	(16,285 15)
3,300,000 00	FNMA TBA MAY 15 SINGLE FAM	5% 01 Dec 2099	86/12/31-04/12/31	5/12/2004	3,282,339 84	3,298,359 38	(16,019 54)
700,000 00	FNMA TBA MAY 15 SINGLE FAM	5% 01 Dec 2099	86/12/31-04/12/31	5/12/2004	696,117 19	708,750 00	(12,632 81)
500,000 00	FNMA TBA MAY 15 SINGLE FAM	5% 01 Dec 2099	86/12/31-04/12/31	5/12/2004	497,207 03	506,250 00	(9,042 97)
700,000 00	FNMA TBA JUN 15 SINGLE FAM	5% 01 Dec 2099	86/12/31-04/12/31	6/10/2004	696,308 59	695,453 12	855 47
500,000 00	FNMA TBA JUN 15 SINGLE FAM	5% 01 Dec 2099	86/12/31-04/12/31	6/10/2004	497,460 94	495,546 88	1,914 06
900,000 00	FNMA TBA JUN 15 SINGLE FAM	5% 01 Dec 2099	86/12/31-04/12/31	6/10/2004	895,535 16	891,984 38	3,550 78
3,300,000 00	FNMA TBA JUN 15 SINGLE FAM	5% 01 Dec 2099	86/12/31-04/12/31	6/10/2004	3,284,144 53	3,270,281 25	13,863 28
3,300,000 00	FNMA TBA JUN 15 SINGLE FAM	5% 01 Dec 2099	86/12/31-04/12/31	6/15/2004	3,270,609 38	3,284,144 53	(13,535 15)
400,000 00	FNMA TBA JUN 15 SINGLE FAM	5% 01 Dec 2099	86/12/31-04/12/31	5/13/2004	395,703 12	396,437 50	(734 38)
900,000 00	FNMA TBA JUL 15 SINGLE FAM	5% 31 Dec 2099	86/12/31-04/12/31	7/14/2004	906,503 91	905,453 12	1,050 79
500,000 00	FNMA TBA JUL 15 SINGLE FAM	5% 31 Dec 2099	86/12/31-04/12/31	7/14/2004	503,613 28	497,500 00	6,113 28
700,000 00	FNMA TBA JUL 15 SINGLE FAM	5% 31 Dec 2099	86/12/31-04/12/31	7/14/2004	705,058 59	693,718 75	11,339 84
1,400,000 00	FNMA TBA JUL 15 SINGLE FAM	5% 31 Dec 2099	86/12/31-04/12/31	7/14/2004	1,410,117 19	1,387,015 62	23,101 57
3,300,000 00	FNMA TBA JUL 15 SINGLE FAM	5% 31 Dec 2099	86/12/31-04/12/31	7/14/2004	3,324,878 91	3,277,062 50	47,816 41
400,000 00	FNMA TBA JUL 15 SINGLE FAM	5% 01 Dec 2099	86/12/31-04/12/31	6/10/2004	396,500 00	396,375 00	125 00
1,500,000 00	FNMA TBA AUG 15 SINGLE FAM	5% 01 Dec 2099	86/12/31-04/12/31	7/13/2004	1,506,562 50	1,506,484 38	78 12
300,000 00	FNMA TBA AUG 15 SINGLE FAM	5% 01 Dec 2099	86/12/31-04/12/31	8/2/2004	302,343 75	301,359 38	984 37
500,000 00	FNMA TBA AUG 15 SINGLE FAM	5% 01 Dec 2099	86/12/31-04/12/31	8/2/2004	503,906 25	502,265 62	1,640 63
700,000 00	FNMA TBA AUG 15 SINGLE FAM	5% 01 Dec 2099	86/12/31-04/12/31	8/2/2004	705,468 75	703,171 88	2,296 87
900,000 00	FNMA TBA AUG 15 SINGLE FAM	5% 01 Dec 2099	86/12/31-04/12/31	8/2/2004	907,031 25	904,078 12	2,953 13
1,100,000 00	FNMA TBA AUG 15 SINGLE FAM	5% 01 Dec 2099	86/12/31-04/12/31	8/10/2004	1,117,273 44	1,109,359 37	7,914 07
1,800,000 00	FNMA TBA AUG 15 SINGLE FAM	5% 01 Dec 2099	86/12/31-04/12/31	8/10/2004	1,828,898 44	1,807,593 75	21,304 69
400,000 00	FNMA TBA SEP 15 SINGLE FAM	5% 01 Dec 2099	86/12/31-04/12/31	9/13/2004	407,671 88	405,062 50	2,609 38
1,100,000 00	FNMA TBA SEP 15 SINGLE FAM	5% 01 Dec 2099	86/12/31-04/12/31	9/13/2004	1,120,753 91	1,116,390 63	4,363 28
400,000 00	FNMA TBA SEP 15 SINGLE FAM	5% 01 Dec 2099	86/12/31-04/12/31	8/10/2004	405,062 50	405,187 50	(125 00)
1,400,000 00	FNMA TBA SEP 15 SINGLE FAM	5% 01 Dec 2099	86/12/31-04/12/31	8/18/2004	1,422,312 50	1,418,156 25	4,156 25
1,100,000 00	FNMA TBA OCT 15 SINGLE FAM	5% 01 Dec 2099	86/12/31-04/12/31	10/13/2004	1,120,968 75	1,120,195 31	773 44
1,000,000 00	FNMA TBA OCT 15 SINGLE FAM	5% 01 Dec 2099	86/12/31-04/12/31	10/13/2004	1,019,062 50	1,017,867 19	1,195 31
1,000,000 00	FNMA TBA OCT 15 SINGLE FAM	5% 01 Dec 2099	86/12/31-04/12/31	10/13/2004	1,019,375 00	1,016,500 00	2,875 00
1,000,000 00	FNMA TBA NOV 15 SINGLE FAM	5% 01 Dec 2099	86/12/31-04/12/31	11/12/2004	1,017,890 62	1,016,718 75	1,171 87
1,000,000 00	FNMA TBA NOV 15 SINGLE FAM	5% 01 Dec 2099	86/12/31-04/12/31	11/12/2004	1,018,203 13	1,017,031 25	1,171 88
1,100,000 00	FNMA TBA NOV 15 SINGLE FAM	5% 01 Dec 2099	86/12/31-04/12/31	11/12/2004	1,119,679 69	1,118,390 62	1,289 07
1,000,000 00	FNMA TBA DEC 15 SINGLE FAM	5% 01 Dec 2099	86/12/31-04/12/31	12/10/2004	1,019,140 62	1,016,093 75	3,046 87
1,000,000 00	FNMA TBA DEC 15 SINGLE FAM	5% 01 Dec 2099	86/12/31-04/12/31	12/10/2004	1,019,140 62	1,015,781 25	3,359 37
1,100,000 00	FNMA TBA DEC 15 SINGLE FAM	5% 01 Dec 2099	86/12/31-04/12/31	12/10/2004	1,120,882 81	1,117,359 38	3,523 43
3,400,000 00	FNMA TBA APR 30 SINGLE FAM	5% 01 Dec 2099	86/12/31-04/12/31	4/8/2004	3,372,375 00	3,413,585 94	(41,210 94)

THE ROCKEFELLER FOUNDATION
EMPLOYEE ID NO 13-1659629
GAIN AND LOSSES FOR TAX ON INVESTMENT INCOME
FORM 990 PF 2004, PART IV

Shares/Par Value	Security Name	Security Description	Date Bought	Date Sold	Proceeds	Cost	Realized
900,000 00	FNMA TBA APR 30 SINGLE FAM	5% 01 Dec 2099	86/12/31-04/12/31	4/8/2004	892,019 53	903,867 19	(11 847 66)
900,000 00	FNMA TBA MAY 30 SINGLE FAM	5% 31 Dec 2099	86/12/31-04/12/31	5/5/2004	866,425 78	884,000 00	(17,574 22)
3,600,000 00	FNMA TBA MAY 30 SINGLE FAM	5% 31 Dec 2099	86/12/31-04/12/31	4/13/2004	3,524,625 00	3,558,648 44	(34,023 44)
900,000 00	FNMA TBA JUN 30 SINGLE FAM	5% 01 Dec 2099	86/12/31-04/12/31	5/17/2004	861,046 88	860,343 75	703 13
900,000 00	FNMA TBA JUN 30 SINGLE FAM	5% 01 Dec 2099	86/12/31-04/12/31	6/7/2004	860,343 75	860,640 62	(296 87)
200,000 00	FNMA TBA JUN 30 SINGLE FAM	5% 01 Dec 2099	86/12/31-04/12/31	5/5/2004	191,773 44	191,781 25	(7 81)
600,000 00	FNMA TBA JUN 30 SINGLE FAM	5% 01 Dec 2099	86/12/31-04/12/31	5/10/2004	568,125 00	575,343 75	(7,218 75)
900,000 00	FNMA TBA JUN 30 SINGLE FAM	5% 01 Dec 2099	86/12/31-04/12/31	5/10/2004	852,398 44	853,312 50	(914 06)
900,000 00	FNMA TBA JUL 30 SINGLE FAM	5% 01 Dec 2099	86/12/31-04/12/31	7/2/2004	881,156 25	866,843 75	14,312 50
2,700,000 00	FNMA TBA JUL 30 SINGLE FAM	5% 01 Dec 2099	86/12/31-04/12/31	7/2/2004	2,646,000 00	2,614,828 13	31,171 87
800,000 00	FNMA TBA JUL 30 SINGLE FAM	5% 01 Dec 2099	86/12/31-04/12/31	6/7/2004	761,750 00	762,250 00	(500 00)
900,000 00	FNMA TBA JUL 30 SINGLE FAM	5% 01 Dec 2099	86/12/31-04/12/31	6/7/2004	856,968 75	857,218 75	(250 00)
400,000 00	FNMA TBA AUG 30 SINGLE FAM	5% 01 Dec 2099	86/12/31-04/12/31	7/9/2004	389,468 75	388,406 25	1,062 50
500,000 00	FNMA TBA AUG 30 SINGLE FAM	5% 01 Dec 2099	86/12/31-04/12/31	7/9/2004	486,796 88	485,531 26	1,265 62
1,300,000 00	FNMA TBA AUG 30 SINGLE FAM	5% 01 Dec 2099	86/12/31-04/12/31	8/5/2004	1,273,085 94	1,284,105 47	(11,019 53)
200,000 00	FNMA TBA AUG 30 SINGLE FAM	5% 01 Dec 2099	86/12/31-04/12/31	8/5/2004	196,679 69	195,140 62	1,539 07
900,000 00	FNMA TBA AUG 30 SINGLE FAM	5% 01 Dec 2099	86/12/31-04/12/31	8/5/2004	881,367 19	877,210 94	4,156 25
1,300,000 00	FNMA TBA SEP 30 SINGLE FAM	5% 01 Dec 2099	86/12/31-04/12/31	8/9/2004	1,279,687 50	1,272,312 50	7,375 00
900,000 00	FNMA TBA SEP 30 SINGLE FAM	5% 01 Dec 2099	86/12/31-04/12/31	9/8/2004	889,593 75	886,500 00	3,093 75
1,200,000 00	FNMA TBA SEP 30 SINGLE FAM	5% 01 Dec 2099	86/12/31-04/12/31	9/8/2004	1,185,937 50	1,181,921 87	4,015 63
200,000 00	FNMA TBA SEP 30 SINGLE FAM	5% 01 Dec 2099	86/12/31-04/12/31	8/5/2004	195,250 00	196,000 00	(750 00)
100,000 00	FNMA TBA SEP 30 SINGLE FAM	5% 01 Dec 2099	86/12/31-04/12/31	8/23/2004	98,515 62	98,500 00	15 62
1,300,000 00	FNMA TBA SEP 30 SINGLE FAM	5% 01 Dec 2099	86/12/31-04/12/31	8/23/2004	1,279,078 12	1,277,554 69	1,523 43
900,000 00	FNMA TBA OCT 30 SINGLE FAM	5% 01 Dec 2099	86/12/31-04/12/31	9/13/2004	890,859 38	887,683 59	3,175 79
1,000,000 00	FNMA TBA OCT 30 SINGLE FAM	5% 01 Dec 2099	86/12/31-04/12/31	9/14/2004	989,999 99	988,031 25	1,968 74
1,500,000 00	FNMA TBA OCT 30 SINGLE FAM	5% 01 Dec 2099	86/12/31-04/12/31	9/13/2004	1,484,765 62	1,478,343 75	6,421 87
1,000,000 00	FNMA TBA NOV 30 SINGLE FAM	5% 01 Dec 2099	86/12/31-04/12/31	10/5/2004	985,078 12	990,859 38	(5,781 26)
300,000 00	FNMA TBA NOV 30 SINGLE FAM	5% 01 Dec 2099	86/12/31-04/12/31	10/5/2004	295,546 88	297,257 81	(1,710 93)
800,000 00	FNMA TBA NOV 30 SINGLE FAM	5% 01 Dec 2099	86/12/31-04/12/31	10/14/2004	794,750 00	792,769 53	1,980 47
1,800,000 00	FNMA TBA DEC 30 SINGLE FAM	5% 01 Dec 2099	86/12/31-04/12/31	11/5/2004	1,778,976 56	1,784,906 25	(5,929 69)
300,000 00	FNMA TBA DEC 30 SINGLE FAM	5% 01 Dec 2099	86/12/31-04/12/31	11/5/2004	296,578 12	297,750 00	(1,171 88)
600,000 00	FNMA TBA JAN 15 SINGLE FAM	5 5% 01 Dec 2099	86/12/31-04/12/31	12/10/2003	618,187 50	622,093 75	(3,906 25)
500,000 00	FNMA TBA JAN 15 SINGLE FAM	5 5% 01 Dec 2099	86/12/31-04/12/31	1/13/2004	520,351 56	520,039 06	312 50
1,400,000 00	FNMA TBA JAN 15 SINGLE FAM	5 5% 01 Dec 2099	86/12/31-04/12/31	1/13/2004	1,456,984 38	1,456,296 88	687 50
200,000 00	FNMA TBA JAN 15 SINGLE FAM	5 5% 01 Dec 2099	86/12/31-04/12/31	1/13/2004	208,218 75	206,062 50	2,156 25
1,700,000 00	FNMA TBA FEB 15 SINGLE FAM	5 5% 01 Dec 2099	86/12/31-04/12/31	1/13/2004	1,763,750 00	1,765,507 81	(1,757 81)
1,400,000 00	FNMA TBA FEB 15 SINGLE FAM	5 5% 01 Dec 2099	86/12/31-04/12/31	2/11/2004	1,456,296 88	1,456,593 76	(296 88)
500,000 00	FNMA TBA FEB 15 SINGLE FAM	5 5% 01 Dec 2099	86/12/31-04/12/31	2/11/2004	520,878 91	520,976 56	(97 65)
200,000 00	FNMA TBA FEB 15 SINGLE FAM	5 5% 01 Dec 2099	86/12/31-04/12/31	2/11/2004	208,421 87	208,390 62	31 25
600,000 00	FNMA TBA FEB 15 SINGLE FAM	5 5% 01 Dec 2099	86/12/31-04/12/31	1/13/2004	622,687 50	622,953 12	(265 62)
600,000 00	FNMA TBA MAR 15 SINGLE FAM	5 5% 01 Dec 2099	86/12/31-04/12/31	2/11/2004	623,250 00	626,976 56	(3,726 56)
1,700,000 00	FNMA TBA MAR 15 SINGLE FAM	5 5% 01 Dec 2099	86/12/31-04/12/31	2/11/2004	1,766,406 25	1,766,531 25	(125 00)
200,000 00	FNMA TBA MAR 15 SINGLE FAM	5 5% 01 Dec 2099	86/12/31-04/12/31	3/12/2004	208,898 44	208,875 00	23 44
1,700,000 00	FNMA TBA APR 15 SINGLE FAM	5 5% 01 Dec 2099	86/12/31-04/12/31	4/14/2004	1 771,187 50	1 756,312 50	14,875 00
1,400,000 00	FNMA TBA APR 15 SINGLE FAM	5 5% 01 Dec 2099	86/12/31-04/12/31	4/14/2004	1,446,375 00	1,453,281 25	(6,906 25)
200,000 00	FNMA TBA APR 15 SINGLE FAM	5 5% 01 Dec 2099	86/12/31-04/12/31	4/14/2004	206,750 00	208,375 00	(1,625 00)
600,000 00	FNMA TBA APR 15 SINGLE FAM	5 5% 01 Dec 2099	86/12/31-04/12/31	3/12/2004	625,500 00	625,156 25	343 75
1,700,000 00	FNMA TBA MAY 15 SINGLE FAM	5 5% 01 Dec 2099	86/12/31-04/12/31	4/14/2004	1,752,328 12	1,743,988 28	8,339 84
600,000 00	FNMA TBA MAY 15 SINGLE FAM	5 5% 01 Dec 2099	86/12/31-04/12/31	4/14/2004	618,375 00	609,750 00	8,625 00
400,000 00	FNMA TBA MAY 15 SINGLE FAM	5 5% 01 Dec 2099	86/12/31-04/12/31	5/14/2004	406,312 50	412,312 50	(6,000 00)
200,000 00	FNMA TBA MAY 15 SINGLE FAM	5 5% 01 Dec 2099	86/12/31-04/12/31	5/14/2004	203,156 25	206,281 25	(3,125 00)
700,000 00	FNMA TBA JUN 15 SINGLE FAM	5 5% 01 Dec 2099	86/12/31-04/12/31	5/14/2004	710,718 75	712,304 69	(1,585 94)
600,000 00	FNMA TBA JUN 15 SINGLE FAM	5 5% 01 Dec 2099	86/12/31-04/12/31	6/14/2004	607,968 75	611,343 75	(3,375 00)
700,000 00	FNMA TBA JUL 15 SINGLE FAM	5 5% 01 Dec 2099	86/12/31-04/12/31	6/10/2004	709,296 87	719,660 16	(10,363 29)
600,000 00	FNMA TBA JUL 15 SINGLE FAM	5 5% 01 Dec 2099	86/12/31-04/12/31	7/15/2004	616,640 62	605,390 62	11,250 00
1,000,000 00	FNMA TBA AUG 15 SINGLE FAM	5 5% 01 Dec 2099	86/12/31-04/12/31	7/13/2004	1,024,609 38	1,027,968 75	(3,359 37)
700,000 00	FNMA TBA AUG 15 SINGLE FAM	5 5% 01 Dec 2099	86/12/31-04/12/31	7/15/2004	717,390 62	719,578 12	(2,187 50)
600,000 00	FNMA TBA AUG 15 SINGLE FAM	5 5% 01 Dec 2099	86/12/31-04/12/31	8/13/2004	614,718 75	616,781 25	(2,062 50)
700,000 00	FNMA TBA AUG 15 SINGLE FAM	5 5% 01 Dec 2099	86/12/31-04/12/31	8/13/2004	724,500 00	724,828 12	(328 12)
1,600,000 00	FNMA TBA AUG 15 SINGLE FAM	5 5% 01 Dec 2099	86/12/31-04/12/31	8/13/2004	1,644,750 00	1,639,328 13	5,421 87
100,000 00	FNMA TBA JAN 30 SINGLE FAM	5 5% 01 Dec 2099	86/12/31-04/12/31	1/8/2004	101,554 69	100,375 00	1,179 69
1,300,000 00	FNMA TBA JAN 30 SINGLE FAM	5 5% 01 Dec 2099	86/12/31-04/12/31	12/4/2003	1,304,062 50	1,320,027 34	(15,964 84)
200,000 00	FNMA TBA JAN 30 SINGLE FAM	5 5% 01 Dec 2099	86/12/31-04/12/31	12/4/2003	200,625 00	203,023 44	(2,398 44)
200,000 00	FNMA TBA JAN 30 SINGLE FAM	5 5% 01 Dec 2099	86/12/31-04/12/31	12/4/2003	200,687 50	203,085 94	(2,398 44)
1,300,000 00	FNMA TBA FEB 30 SINGLE FAM	5 5% 01 Dec 2099	86/12/31-04/12/31	1/8/2004	1,315,843 75	1,326,203 13	(10,359 38)
200,000 00	FNMA TBA FEB 30 SINGLE FAM	5 5% 01 Dec 2099	86/12/31-04/12/31	1/8/2004	202,375 00	204,328 12	(1,953 12)
200,000 00	FNMA TBA FEB 30 SINGLE FAM	5 5% 01 Dec 2099	86/12/31-04/12/31	1/8/2004	202,406 25	204,015 63	(1,609 38)
100,000 00	FNMA TBA FEB 30 SINGLE FAM	5 5% 01 Dec 2099	86/12/31-04/12/31	2/3/2004	101,937 50	101,230 47	707 03
1,300,000 00	FNMA TBA MAR 30 SINGLE FAM	5 5% 01 Dec 2099	86/12/31-04/12/31	2/9/2004	1,323,156 25	1,338,035 16	(14,878 91)
1,100,000 00	FNMA TBA MAR 30 SINGLE FAM	5 5% 01 Dec 2099	86/12/31-04/12/31	3/8/2004	1,132,183 59	1,119,593 75	12,589 84
1,300,000 00	FNMA TBA APR 30 SINGLE FAM	5 5% 01 Dec 2099	86/12/31-04/12/31	3/8/2004	1,333,718 75	1,315,742 19	17,976 56
1,100,000 00	FNMA TBA APR 30 SINGLE FAM	5 5% 01 Dec 2099	86/12/31-04/12/31	4/5/2004	1,113,019 53	1,128,531 25	(15,511 72)
1,300,000 00	FNMA TBA MAY 30 SINGLE FAM	5 5% 01 Dec 2099	86/12/31-04/12/31	4/5/2004	1,311,375 00	1,274,152 34	37,222 66
1,100,000 00	FNMA TBA MAY 30 SINGLE FAM	5 5% 01 Dec 2099	86/12/31-04/12/31	5/7/2004	1,078,300 78	1,109,281 25	(30,980 47)
1,100,000 00	FNMA TBA JUN 30 SINGLE FAM	5 5% 01 Dec 2099	86/12/31-04/12/31	6/4/2004	1,085,691 41	1,073,703 12	11,988 29
1,500,000 00	FNMA TBA JUN 30 SINGLE FAM	5 5% 01 Dec 2099	86/12/31-04/12/31	6/8/2004	1,480,488 28	1,466,484 38	14,003 90
4,100,000 00	FNMA TBA JUN 30 SINGLE FAM	5 5% 01 Dec 2099	86/12/31-04/12/31	6/8/2004	4,047,949 22	4,018,828 13	29,121 09
1,100,000 00	FNMA TBA JUN 30 SINGLE FAM	5 5% 01 Dec 2099	86/12/31-04/12/31	6/10/2004	1,073,703 13	1,085,691 41	(11,988 28)
1,300,000 00	FNMA TBA JUN 30 SINGLE FAM	5 5% 01 Dec 2099	86/12/31-04/12/31	5/7/2004	1,268,718 75	1,270,953 12	(2,234 37)
1,400,000 00	FNMA TBA JUN 30 SINGLE FAM	5 5% 01 Dec 2099	86/12/31-04/12/31	5/11/2004	1,370,687 50	1,368,718 75	1,968 75
1,000,000 00	FNMA TBA JUL 30 SINGLE FAM	5 5% 01 Dec 2099	86/12/31-04/12/31	6/16/2004	984,843 75	982,656 25	2,187 50
900,000 00	FNMA TBA JUL 30 SINGLE FAM	5 5% 01 Dec 2099	86/12/31-04/12/31	7/2/2004	904,840 62	884,953 12	19,887 50
1,100,000 00	FNMA TBA JUL 30 SINGLE FAM	5 5% 01 Dec 2099	86/12/31-04/12/31	7/6/2004	1,103,437 50	1,081,609 38	21,828 12
1,100,000 00	FNMA TBA JUL 30 SINGLE FAM	5 5% 01 Dec 2099	86/12/31-04/12/31	7/13/2004	1,081,265 62	1,081,609 37	(343 75)
400,000 00	FNMA TBA JUL 30 SINGLE FAM	5 5% 01 Dec 2099	86/12/31-04/12/31	7/13/2004	393,062 50	393,312 50	(250 00)

THE ROCKEFELLER FOUNDATION
EMPLOYEE ID NO 13-1659629
GAIN AND LOSSES FOR TAX ON INVESTMENT INCOME
FORM 990 PF 2004, PART IV

Shares/Par Value	Security Name	Security Description	Date Bought	Date Sold	Proceeds	Cost	Realized
600,000 00	FNMA TBA JUL 30 SINGLE FAM	5 5% 01 Dec 2099	86/12/31-04/12/31	7/13/2004	589,781 25	589,968 75	(187 50)
3,100,000 00	FNMA TBA JUL 30 SINGLE FAM	5 5% 01 Dec 2099	86/12/31-04/12/31	7/13/2004	3,048,171 87	3,047,046 87	1,125 00
400,000 00	FNMA TBA AUG 30 SINGLE FAM	5 5% 01 Dec 2099	86/12/31-04/12/31	8/4/2004	401,937 50	401,250 00	687 50
600,000 00	FNMA TBA AUG 30 SINGLE FAM	5 5% 01 Dec 2099	86/12/31-04/12/31	8/4/2004	602,906 25	601,875 00	1,031 25
1,000,000 00	FNMA TBA AUG 30 SINGLE FAM	5 5% 01 Dec 2099	86/12/31-04/12/31	8/4/2004	1,004,843 75	1,002,921 88	1,921 87
200,000 00	FNMA TBA AUG 30 SINGLE FAM	5 5% 01 Dec 2099	86/12/31-04/12/31	8/5/2004	202,023 44	200,343 75	1,679 69
1,700,000 00	FNMA TBA AUG 30 SINGLE FAM	5 5% 01 Dec 2099	86/12/31-04/12/31	8/5/2004	1,710,425 77	1,698,382 81	12,042 96
100,000 00	FNMA TBA SEP 30 SINGLE FAM	5 5% 01 Dec 2099	86/12/31-04/12/31	9/9/2004	101,558 60	100,250 00	1,308 60
400,000 00	FNMA TBA SEP 30 SINGLE FAM	5 5% 01 Dec 2099	86/12/31-04/12/31	9/9/2004	406,171 88	401,703 12	4,468 76
1,600,000 00	FNMA TBA SEP 30 SINGLE FAM	5 5% 01 Dec 2099	86/12/31-04/12/31	9/9/2004	1,625,812 50	1,615,343 76	10,468 74
200,000 00	FNMA TBA SEP 30 SINGLE FAM	5 5% 01 Dec 2099	86/12/31-04/12/31	8/9/2004	201,773 44	201,296 88	476 56
1,300,000 00	FNMA TBA SEP 30 SINGLE FAM	5 5% 01 Dec 2099	86/12/31-04/12/31	8/9/2004	1,311,527 34	1,303,250 00	8,277 34
1,500,000 00	FNMA TBA OCT 30 SINGLE FAM	5 5% 01 Dec 2099	86/12/31-04/12/31	9/28/2004	1,525,546 88	1,516,449 22	9,097 66
1,100,000 00	FNMA TBA OCT 30 SINGLE FAM	5 5% 01 Dec 2099	86/12/31-04/12/31	10/1/2004	1,112,031 25	1,114,394 53	(2,363 28)
800,000 00	FNMA TBA OCT 30 SINGLE FAM	5 5% 01 Dec 2099	86/12/31-04/12/31	10/1/2004	808,750 00	809,500 00	(750 00)
1,900,000 00	FNMA TBA OCT 30 SINGLE FAM	5 5% 01 Dec 2099	86/12/31-04/12/31	9/13/2004	1,926,125 00	1,926,953 12	(828 12)
500,000 00	FNMA TBA OCT 30 SINGLE FAM	5 5% 01 Dec 2099	86/12/31-04/12/31	9/24/2004	508,125 00	507,070 31	1,054 69
1,200,000 00	FNMA TBA OCT 30 SINGLE FAM	5 5% 01 Dec 2099	86/12/31-04/12/31	9/24/2004	1,220,062 50	1,216,406 26	3,656 24
400,000 00	FNMA TBA OCT 30 SINGLE FAM	5 5% 01 Dec 2099	86/12/31-04/12/31	9/27/2004	406,437 50	405,281 25	1,156 25
1,100,000 00	FNMA TBA OCT 30 SINGLE FAM	5 5% 01 Dec 2099	86/12/31-04/12/31	9/27/2004	1,117,703 12	1,114,187 49	3,515 63
1,100,000 00	FNMA TBA NOV 30 SINGLE FAM	5 5% 01 Dec 2099	86/12/31-04/12/31	10/7/2004	1,107,906 25	1,120,066 41	(12,160 16)
1,500,000 00	FNMA TBA NOV 30 SINGLE FAM	5 5% 01 Dec 2099	86/12/31-04/12/31	10/7/2004	1,515,117 19	1,527,105 46	(11,988 27)
1,500,000 00	FNMA TBA NOV 30 SINGLE FAM	5 5% 01 Dec 2099	86/12/31-04/12/31	10/20/2004	1,527,656 25	1,527,363 28	292 97
1,800,000 00	FNMA TBA NOV 30 SINGLE FAM	5 5% 01 Dec 2099	86/12/31-04/12/31	10/21/2004	1,834,453 11	1,832,835 94	1,617 17
4,800,000 00	FNMA TBA DEC 30 SINGLE FAM	5 5% 01 Dec 2099	86/12/31-04/12/31	11/4/2004	4,875,375 00	4,881,796 87	(6,421 87)
1,100,000 00	FNMA TBA DEC 30 SINGLE FAM	5 5% 01 Dec 2099	86/12/31-04/12/31	11/4/2004	1,117,015 62	1,118,660 16	(1,644 54)
100,000 00	FNMA TBA JAN 15 SINGLE FAM	6% 01 Dec 2099	86/12/31-04/12/31	1/12/2004	105,234 37	104,437 50	796 87
100,000 00	FNMA TBA FEB 15 SINGLE FAM	6% 01 Dec 2099	86/12/31-04/12/31	2/11/2004	105,492 19	105,015 62	476 57
100,000 00	FNMA TBA MAR 15 SINGLE FAM	6% 01 Dec 2099	86/12/31-04/12/31	3/12/2004	105,375 00	105,250 00	125 00
100,000 00	FNMA TBA APR 15 SINGLE FAM	6% 01 Dec 2099	86/12/31-04/12/31	4/14/2004	104,902 34	105,187 50	(285 16)
100,000 00	FNMA TBA MAY 15 SINGLE FAM	6% 01 Dec 2099	86/12/31-04/12/31	5/14/2004	103,523 44	104,781 25	(1,257 81)
100,000 00	FNMA TBA JUN 15 SINGLE FAM	6% 01 Dec 2099	86/12/31-04/12/31	6/10/2004	103,628 91	103,312 50	316 41
100,000 00	FNMA TBA JUN 15 SINGLE FAM	6% 01 Dec 2099	86/12/31-04/12/31	6/15/2004	103,312 50	103,628 91	(316 41)
100,000 00	FNMA TBA DEC 15 SINGLE FAM	6% 01 Dec 2099	86/12/31-04/12/31	12/2/2004	104,718 75	104,671 88	46 87
900,000 00	FNMA TBA JAN 30 SINGLE FAM	6% 01 Dec 2099	86/12/31-04/12/31	1/8/2004	932,097 66	932,222 66	(125 00)
2,200,000 00	FNMA TBA JAN 30 SINGLE FAM	6% 01 Dec 2099	86/12/31-04/12/31	1/8/2004	2,279,234 39	2,278,835 93	398 46
2,200,000 00	FNMA TBA FEB 30 SINGLE FAM	6% 01 Dec 2099	86/12/31-04/12/31	2/6/2004	2,289,031 24	2,290,207 03	(1,175 79)
900,000 00	FNMA TBA FEB 30 SINGLE FAM	6% 01 Dec 2099	86/12/31-04/12/31	2/6/2004	936,703 13	937,160 15	(457 02)
2,000,000 00	FNMA TBA FEB 30 SINGLE FAM	6% 01 Dec 2099	86/12/31-04/12/31	1/8/2004	2,064,609 37	2,065,000 00	(390 63)
500,000 00	FNMA TBA FEB 30 SINGLE FAM	6% 01 Dec 2099	86/12/31-04/12/31	1/8/2004	516,093 76	516,156 25	(62 49)
600,000 00	FNMA TBA FEB 30 SINGLE FAM	6% 01 Dec 2099	86/12/31-04/12/31	1/8/2004	619,500 00	619,312 50	187 50
900,000 00	FNMA TBA MAR 30 SINGLE FAM	6% 01 Dec 2099	86/12/31-04/12/31	3/10/2004	939,093 75	939,312 50	(218 75)
200,000 00	FNMA TBA MAR 30 SINGLE FAM	6% 01 Dec 2099	86/12/31-04/12/31	3/10/2004	208,687 50	208,718 75	(31 25)
2,000,000 00	FNMA TBA MAR 30 SINGLE FAM	6% 01 Dec 2099	86/12/31-04/12/31	3/11/2004	2,087,109 38	2,087,109 37	0 01
600,000 00	FNMA TBA MAR 30 SINGLE FAM	6% 01 Dec 2099	86/12/31-04/12/31	2/6/2004	621,750 00	621,875 00	(125 00)
500,000 00	FNMA TBA MAR 30 SINGLE FAM	6% 01 Dec 2099	86/12/31-04/12/31	2/6/2004	518,359 38	518,281 25	78 13
2,000,000 00	FNMA TBA MAR 30 SINGLE FAM	6% 01 Dec 2099	86/12/31-04/12/31	2/6/2004	2,073,984 38	2,072,500 00	1,484 38
1,500,000 00	FNMA TBA JUN 30 SINGLE FAM	6% 01 Dec 2099	86/12/31-04/12/31	6/3/2004	1,519,687 50	1,516,347 66	3,339 84
700,000 00	FNMA TBA JUL 30 SINGLE FAM	6% 01 Dec 2099	86/12/31-04/12/31	6/8/2004	708,093 75	712,468 75	(4,375 00)
600,000 00	FNMA TBA JUL 30 SINGLE FAM	6% 01 Dec 2099	86/12/31-04/12/31	7/12/2004	616,968 75	616,031 25	937 50
600,000 00	FNMA TBA JUL 30 SINGLE FAM	6% 01 Dec 2099	86/12/31-04/12/31	6/30/2004	611,531 25	605,625 00	5,906 25
100,000 00	FNMA TBA AUG 30 SINGLE FAM	6% 01 Dec 2099	86/12/31-04/12/31	8/3/2004	102,664 06	102,234 38	429 68
500,000 00	FNMA TBA AUG 30 SINGLE FAM	6% 01 Dec 2099	86/12/31-04/12/31	8/6/2004	516,074 22	516,191 40	(117 18)
900,000 00	FNMA TBA AUG 30 SINGLE FAM	6% 01 Dec 2099	86/12/31-04/12/31	8/10/2004	928,968 75	929,359 38	(390 63)
500,000 00	FNMA TBA AUG 30 SINGLE FAM	6% 01 Dec 2099	86/12/31-04/12/31	8/10/2004	516,425 78	516,191 41	234 37
1,400,000 00	FNMA TBA AUG 30 SINGLE FAM	6% 01 Dec 2099	86/12/31-04/12/31	7/16/2004	1,437,625 00	1,432,640 62	4,984 38
1,400,000 00	FNMA TBA SEP 30 SINGLE FAM	6% 01 Dec 2099	86/12/31-04/12/31	8/9/2004	1,440,031 25	1,447,925 78	(7,894 53)
500,000 00	FNMA TBA SEP 30 SINGLE FAM	6% 01 Dec 2099	86/12/31-04/12/31	9/9/2004	518,925 78	518,769 53	156 25
900,000 00	FNMA TBA SEP 30 SINGLE FAM	6% 01 Dec 2099	86/12/31-04/12/31	9/9/2004	934,101 56	925,804 69	8,296 87
500,000 00	FNMA TBA SEP 30 SINGLE FAM	6% 01 Dec 2099	86/12/31-04/12/31	8/6/2004	514,550 78	514,218 75	332 03
900,000 00	FNMA TBA OCT 30 SINGLE FAM	6% 01 Dec 2099	86/12/31-04/12/31	10/6/2004	930,199 22	932,117 19	(1,917 97)
2,200,000 00	FNMA TBA OCT 30 SINGLE FAM	6% 01 Dec 2099	86/12/31-04/12/31	10/6/2004	2,274,507 82	2,273,945 31	562 51
1,400,000 00	FNMA TBA OCT 30 SINGLE FAM	6% 01 Dec 2099	86/12/31-04/12/31	9/9/2004	1,446,593 75	1,447,031 26	(437 51)
600,000 00	FNMA TBA NOV 30 SINGLE FAM	6% 01 Dec 2099	86/12/31-04/12/31	11/2/2004	622,031 25	621,000 00	1,031 25
2,200,000 00	FNMA TBA NOV 30 SINGLE FAM	6% 01 Dec 2099	86/12/31-04/12/31	11/8/2004	2,279,578 12	2,278,562 50	1,015 62
900,000 00	FNMA TBA NOV 30 SINGLE FAM	6% 01 Dec 2099	86/12/31-04/12/31	11/8/2004	932,203 12	930,500 00	1,703 12
1,500,000 00	FNMA TBA NOV 30 SINGLE FAM	6% 01 Dec 2099	86/12/31-04/12/31	11/8/2004	1,553,671 88	1,544,718 75	8,953 13
1,400,000 00	FNMA TBA NOV 30 SINGLE FAM	6% 01 Dec 2099	86/12/31-04/12/31	10/6/2004	1,441,781 25	1,442,000 00	(218 75)
900,000 00	FNMA TBA DEC 30 SINGLE FAM	6% 01 Dec 2099	86/12/31-04/12/31	12/7/2004	931,816 41	932,238 28	(421 87)
1,500,000 00	FNMA TBA DEC 30 SINGLE FAM	6% 01 Dec 2099	86/12/31-04/12/31	12/7/2004	1,553,730 47	1,549,687 50	4,042 97
2,200,000 00	FNMA TBA DEC 30 SINGLE FAM	6% 01 Dec 2099	86/12/31-04/12/31	12/7/2004	2,282,843 75	2,275,917 97	6,925 78
2,000,000 00	FNMA TBA DEC 30 SINGLE FAM	6% 01 Dec 2099	86/12/31-04/12/31	11/8/2004	2,066,250 00	2,067,031 25	(781 25)
600,000 00	FNMA TBA JAN 15 SINGLE FAM	6 5% 01 Dec 2099	86/12/31-04/12/31	12/12/2003	634,687 50	635,546 88	(859 38)
500,000 00	FNMA TBA JAN 15 SINGLE FAM	6 5% 01 Dec 2099	86/12/31-04/12/31	1/13/2004	531,796 88	531,640 62	156 26
600,000 00	FNMA TBA FEB 15 SINGLE FAM	6 5% 01 Dec 2099	86/12/31-04/12/31	1/13/2004	636,937 50	638,156 25	(1,218 75)
500,000 00	FNMA TBA FEB 15 SINGLE FAM	6 5% 01 Dec 2099	86/12/31-04/12/31	2/11/2004	531,250 01	530,937 50	312 51
1,000,000 00	FNMA TBA JAN 30 SINGLE FAM	6 5% 01 Dec 2099	86/12/31-04/12/31	1/6/2004	1,047,265 62	1,043,437 50	3,828 12
600,000 00	FNMA TBA FEB 30 SINGLE FAM	6 5% 01 Dec 2099	86/12/31-04/12/31	2/4/2004	629,765 62	629,625 00	140 62
400,000 00	FNMA TBA FEB 30 SINGLE FAM	6 5% 01 Dec 2099	86/12/31-04/12/31	2/6/2004	421,187 49	418,125 00	3,062 49
600,000 00	FNMA TBA FEB 30 SINGLE FAM	6 5% 01 Dec 2099	86/12/31-04/12/31	1/6/2004	627,000 00	627,187 50	(187 50)
400,000 00	FNMA TBA MAR 30 SINGLE FAM	6 5% 01 Dec 2099	86/12/31-04/12/31	3/4/2004	420,750 00	420,000 00	750 00
400,000 00	FNMA TBA APR 30 SINGLE FAM	6 5% 01 Dec 2099	86/12/31-04/12/31	4/6/2004	419,343 75	420,000 00	(656 25)
400,000 00	FNMA TBA MAY 30 SINGLE FAM	6 5% 31 Dec 2099	86/12/31-04/12/31	5/6/2004	414,296 88	418,695 31	(4,398 43)
300,000 00	FNMA TBA MAY 30 SINGLE FAM	6 5% 31 Dec 2099	86/12/31-04/12/31	5/6/2004	310,382 81	314,179 69	(3,796 88)
400,000 00	FNMA TBA JUN 30 SINGLE FAM	6 5% 01 Dec 2099	86/12/31-04/12/31	6/1/2004	413,515 62	411,968 75	1,546 87

THE ROCKEFELLER FOUNDATION
EMPLOYEE ID NO 13-1659629
GAIN AND LOSSES FOR TAX ON INVESTMENT INCOME
FORM 990 PF 2004, PART IV

Shares/Par Value	Security Name	Security Description	Date Bought	Date Sold	Proceeds	Cost	Realized
300,000 00	FNMA TBA JUN 30 SINGLE FAM	6 5% 01 Dec 2099	86/12/31-04/12/31	5/13/2004	308 765 62	309,960 94	(1,195 32)
300,000 00	FNMA TBA JUN 30 SINGLE FAM	6 5% 01 Dec 2099	86/12/31-04/12/31	5/13/2004	308,765 62	309,726 56	(960 94)
100,000 00	FNMA TBA JUL 30 SINGLE FAM	6 5% 01 Dec 2099	86/12/31-04/12/31	7/8/2004	104,492 19	103,031 25	1,460 94
300,000 00	FNMA TBA JUL 30 SINGLE FAM	6 5% 01 Dec 2099	86/12/31-04/12/31	6/7/2004	309,117 19	309,093 75	23 44
2,200,000 00	FNMA TBA AUG 30 SINGLE FAM	6 5% 01 Dec 2099	86/12/31-04/12/31	8/2/2004	2,294,789 06	2,294,816 41	(27 35)
100,000 00	FNMA TBA AUG 30 SINGLE FAM	6 5% 01 Dec 2099	86/12/31-04/12/31	8/2/2004	104,359 38	104,312 50	46 88
100,000 00	FNMA TBA SEP 30 SINGLE FAM	6 5% 01 Dec 2099	86/12/31-04/12/31	9/8/2004	105,109 38	104,078 12	1,031 26
2,200,000 00	FNMA TBA SEP 30 SINGLE FAM	6 5% 01 Dec 2099	86/12/31-04/12/31	9/9/2004	2,312,406 25	2,288,687 50	23,718 75
3,100,000 00	FNMA TBA OCT 30 SINGLE FAM	6 5% 01 Dec 2099	86/12/31-04/12/31	10/12/2004	3,249,770 30	3,251,309 58	(1,539 28)
2,000,000 00	FNMA TBA OCT 30 SINGLE FAM	6 5% 01 Dec 2099	86/12/31-04/12/31	10/12/2004	2,095,000 00	2,095,081 30	(81 30)
100,000 00	FNMA TBA OCT 30 SINGLE FAM	6 5% 01 Dec 2099	86/12/31-04/12/31	10/12/2004	104,859 38	104,750 00	109 38
400,000 00	FNMA TBA OCT 30 SINGLE FAM	6 5% 01 Dec 2099	86/12/31-04/12/31	10/12/2004	419,875 00	419,325 20	549 80
2,200,000 00	FNMA TBA OCT 30 SINGLE FAM	6 5% 01 Dec 2099	86/12/31-04/12/31	10/12/2004	2,307,250 00	2,306,288 60	961 40
2,700,000 00	FNMA TBA NOV 30 SINGLE FAM	6 5% 01 Dec 2099	86/12/31-04/12/31	11/5/2004	2,837,531 25	2,836,476 57	1,054 68
2,432,200 00	FNMA TBA NOV 30 SINGLE FAM	6 5% 01 Dec 2099	86/12/31-04/12/31	11/9/2004	2,555,140 11	2,556,090 19	(950 08)
1,454,222 00	FNMA TBA NOV 30 SINGLE FAM	6 5% 01 Dec 2099	86/12/31-04/12/31	11/10/2004	1,527,728 38	1,527,832 98	(104 60)
500,000 00	FNMA TBA DEC 30 SINGLE FAM	6 5% 01 Dec 2099	86/12/31-04/12/31	11/9/2004	524,375 00	524,531 25	(156 25)
2,000,000 00	FNMA TBA DEC 30 SINGLE FAM	6 5% 01 Dec 2099	86/12/31-04/12/31	11/29/2004	2,098,125 00	2,097,500 00	625 00
1,900,000 00	FNMA TBA DEC 30 SINGLE FAM	6 5% 01 Dec 2099	86/12/31-04/12/31	12/8/2004	1,995,816 41	1,992,625 00	3,191 41
300,000 00	FNMA TBA JAN 15 SINGLE FAM	7% 01 Dec 2099	86/12/31-04/12/31	1/15/2004	320,812 50	319,500 00	1,312 50
300,000 00	FNMA TBA FEB 15 SINGLE FAM	7% 01 Dec 2099	86/12/31-04/12/31	2/12/2004	320,156 25	320,343 75	(187 50)
300,000 00	FNMA TBA MAR 15 SINGLE FAM	7% 01 Dec 2099	86/12/31-04/12/31	3/16/2004	320,414 06	319,500 00	914 06
300,000 00	FNMA TBA APR 15 SINGLE FAM	7% 01 Dec 2099	86/12/31-04/12/31	4/15/2004	320,718 75	319,687 50	1,031 25
300 000 00	FNMA TBA MAY 15 SINGLE FAM	7% 01 Dec 2099	86/12/31-04/12/31	5/13/2004	320,390 63	320,250 00	140 63
300,000 00	FNMA TBA JUN 15 SINGLE FAM	7% 01 Dec 2099	86/12/31-04/12/31	6/15/2004	318,375 00	319,734 37	(1 359 37)
300 000 00	FNMA TBA JUL 15 SINGLE FAM	7% 01 Dec 2099	86/12/31-04/12/31	7/16/2004	318 890 62	317,671 88	1,218 74
300,000 00	FNMA TBA AUG 15 SINGLE FAM	7% 01 Dec 2099	86/12/31-04/12/31	8/13/2004	319,171 88	318,421 88	750 00
300,000 00	FNMA TBA 15YR	7% 01 Dec 2099	86/12/31-04/12/31	9/15/2004	318,843 75	318,468 75	375 00
550,000 00	FEDERAL NATL MTG ASSN GTD	7 3% 25 May 2010	86/12/31-04/12/31	3/3/2004	650,783 20	684,857 42	(34,074 22)
45,166 23	FNMA POOL 190000	6% 01 Sep 2008	86/12/31-04/12/31	11/15/2004	47,359 27	46,069 56	1,289 71
50,846 78	FNMA POOL 190040	6% 01 Sep 2008	86/12/31-04/12/31	11/15/2004	53,315 62	51,863 70	1,451 92
814,944 78	FNMA POOL 254603	6 5% 01 Nov 2032	86/12/31-04/12/31	11/10/2004	856,137 69	854,317 21	1 820 48
149,536 31	FNMA POOL 422793	6 5% 01 Apr 2028	86/12/31-04/12/31	4/12/2004	156 668 50	154,167 90	2,500 60
9,810 28	FNMA POOL 618049	6 5% 01 Apr 2032	86/12/31-04/12/31	11/5/2004	10,310 00	10,116 08	193 92
3,971 73	FNMA POOL 619095	6 5% 01 May 2032	86/12/31-04/12/31	11/5/2004	4,174 04	4,084 26	89 78
389,933 60	FNMA POOL 638862	6 5% 01 Jul 2032	86/12/31-04/12/31	11/9/2004	409,643 52	408,772 46	871 06
432,199 89	FNMA POOL 638862	6 5% 01 Jul 2032	86/12/31-04/12/31	11/9/2004	454,048 24	453,080 76	965 48
181,886 96	FNMA POOL 642088	6 5% 01 May 2032	86/12/31-04/12/31	4/12/2004	190,562 11	186,954 86	3,607 25
300,029 93	FNMA POOL 672786	6 5% 01 Sep 2032	86/12/31-04/12/31	5/13/2004	308,796 43	310,179 38	(1,382 95)
100,000 02	FNMA POOL 705909	6% 01 May 2018	86/12/31-04/12/31	6/10/2004	103,628 92	103,312 52	316 40
471,498 14	FNMA POOL 725603	5 5% 01 Jul 2019	86/12/31-04/12/31	7/13/2004	483,101 41	484,685 35	(1,583 94)
735,606 00	FNMA POOL 743241	6 5% 01 Oct 2033	86/12/31-04/12/31	11/9/2004	772,788 58	771,466 79	1,321 79
639,277 98	FNMA POOL 743358	6 5% 01 Oct 2033	86/12/31-04/12/31	11/10/2004	671,591 49	670,442 78	1,148 71
264,417 60	FNMA POOL 749605	6 5% 01 Nov 2033	86/12/31-04/12/31	11/9/2004	277,783 08	277,192 41	590 67
544,192 40	FNMA POOL 749605	6 5% 01 Nov 2033	86/12/31-04/12/31	11/9/2004	571,699 63	570,483 97	1,215 66
540,787 37	FNMA POOL 751965	6 5% 01 Nov 2033	86/12/31-04/12/31	11/5/2004	568,333 72	568,474 77	1,858 95
608,373 69	FNMA POOL 751965	6 5% 01 Nov 2033	86/12/31-04/12/31	11/5/2004	639,362 72	637,271 44	2,091 28
696,027 77	FNMA POOL 751965	6 5% 01 Nov 2033	86/12/31-04/12/31	11/5/2004	731,481 68	729,089 09	2,392 59
65,873 66	FNMA POOL 751965	6 5% 01 Nov 2033	86/12/31-04/12/31	11/9/2004	69,203 38	69,002 66	200 72
459,212 19	FNMA POOL 759270	6 5% 01 Jan 2034	86/12/31-04/12/31	11/5/2004	482,603 31	481,598 79	1,004 52
880,327 12	FNMA POOL 761389	5% 01 Apr 2019	86/12/31-04/12/31	6/10/2004	876,097 43	872,486 71	3,610 72
92,352 45	FNMA POOL 761397	5% 01 May 2019	86/12/31-04/12/31	6/10/2004	91,908 72	91,529 93	378 79
39,093 00	FNMA POOL 761226	5% 01 Jun 2019	86/12/31-04/12/31	6/10/2004	38,905 17	38,744 83	160 34
813,225 00	FNMA POOL 761226	5% 01 Jun 2019	86/12/31-04/12/31	6/10/2004	809,317 71	805 982 21	3,335 50
99,999 36	FNMA POOL 765344	5 5% 01 Jun 2034	86/12/31-04/12/31	7/21/2004	100,179 04	98,327 50	1,851 54
84 519 01	FNMA POOL 768148	5% 01 Feb 2019	86/12/31-04/12/31	6/10/2004	84,112 92	83,766 26	346 66
381,815 56	FNMA POOL 768518	6 5% 01 Mar 2034	86/12/31-04/12/31	11/5/2004	401,264 29	400,787 02	477 27
94,422 48	FNMA POOL 772484	5% 01 Mar 2019	86/12/31-04/12/31	6/10/2004	93,968 81	93,581 53	387 28
528,402 00	FNMA POOL 773491	5 5% 01 Aug 2019	86/12/31-04/12/31	7/13/2004	541,405 64	543,180 74	(1,775 10)
99,999 60	FNMA POOL 775220	5 5% 01 May 2034	86/12/31-04/12/31	6/4/2004	98,698 82	97,608 98	1,089 84
35,153 59	FNMA POOL 778340	5% 01 Jun 2019	86/12/31-04/12/31	6/10/2004	34,984 69	34,840 50	144 19
299,999 04	FNMA POOL 778340	5% 01 Jun 2019	86/12/31-04/12/31	6/10/2004	298,557 63	297 327 18	1,230 45
864,981 00	FNMA POOL 779475	5% 01 Jun 2019	86/12/31-04/12/31	6/10/2004	860,825 04	857,277 26	3 547 78
500,000 50	FNMA POOL 782304	6 5% 01 Oct 2033	86/12/31-04/12/31	11/29/2004	524,531 77	524,375 52	156 25
1,000,000 00	FNMA POOL 782602	5 5% 01 Jul 2034	86/12/31-04/12/31	6/4/2004	986,992 19	976,093 75	10,898 44
95,926 00	FNMA POOL 784033	5% 01 Jun 2019	86/12/31-04/12/31	6/10/2004	95,485 11	95,071 66	393 45
900,000 00	FHLMC TBA JAN 30 GOLD SINGLE	5% 01 Dec 2099	86/12/31-04/12/31	1/8/2004	891,105 47	891,035 16	70 31
3,500,000 00	FHLMC TBA JAN 30 GOLD SINGLE	5% 01 Dec 2099	86/12/31-04/12/31	1/8/2004	3,465,410 15	3,428,132 81	37,277 34
900,000 00	FHLMC TBA FEB 30 GOLD SINGLE	5% 01 Dec 2099	86/12/31-04/12/31	2/5/2004	894,480 47	888,328 12	6,152 35
3,500,000 00	FHLMC TBA FEB 30 GOLD SINGLE	5% 01 Dec 2099	86/12/31-04/12/31	2/5/2004	3,479,082 03	3,467,968 75	11,113 28
1,900,000 00	FHLMC TBA FEB 30 GOLD SINGLE	5% 01 Dec 2099	86/12/31-04/12/31	1/8/2004	1,875,210 94	1,875,359 38	(148 44)
900,000 00	FHLMC TBA MAR 30 GOLD SINGLE	5% 31 Dec 2099	86/12/31-04/12/31	3/9/2004	910,195 31	911,355 47	(1,160 16)
3,500,000 00	FHLMC TBA MAR 30 GOLD SINGLE	5% 31 Dec 2099	86/12/31-04/12/31	3/9/2004	3,543,476 55	3,487,867 19	55,609 36
1,900,000 00	FHLMC TBA MAR 30 GOLD SINGLE	5% 31 Dec 2099	86/12/31-04/12/31	2/5/2004	1,881,371 09	1,881,296 88	74 21
3,500,000 00	FHLMC TBA APR 30 GOLD SINGLE	5% 01 Dec 2099	86/12/31-04/12/31	4/7/2004	3,472,109 37	3,495,000 01	(22,890 64)
900,000 00	FHLMC TBA APR 30 GOLD SINGLE	5% 01 Dec 2099	86/12/31-04/12/31	4/7/2004	892,863 28	907,593 75	(14,730 47)
1,900,000 00	FHLMC TBA APR 30 GOLD SINGLE	5% 01 Dec 2099	86/12/31-04/12/31	3/9/2004	1,916,328 12	1,916,031 25	296 87
900,000 00	FHLMC TBA MAY 30 GOLD SINGLE	5% 01 Dec 2099	86/12/31-04/12/31	5/6/2004	863,789 06	889,734 38	(25,945 32)
3,500,000 00	FHLMC TBA MAY 30 GOLD SINGLE	5% 01 Dec 2099	86/12/31-04/12/31	5/11/2004	3,460,078 12	3,405,378 90	54,699 22
1,900,000 00	FHLMC TBA MAY 30 GOLD SINGLE	5% 01 Dec 2099	86/12/31-04/12/31	4/8/2004	1,875,878 91	1,878,328 12	(2,449 21)
1,900,000 00	FHLMC TBA JUN 30 GOLD SINGLE	5% 01 Dec 2099	86/12/31-04/12/31	5/6/2004	1,816,429 69	1,813,535 15	2,894 54
1,000,000 00	FHLMC TBA JUN 30 GOLD SINGLE	5% 01 Dec 2099	86/12/31-04/12/31	5/10/2004	946,562 50	954,492 19	(7,929 69)
900,000 00	FHLMC TBA JUN 30 GOLD SINGLE	5% 01 Dec 2099	86/12/31-04/12/31	6/7/2004	859,148 45	860,343 75	(1,195 30)
2,900,000 00	FHLMC TBA JUL 30 GOLD SINGLE	5% 01 Dec 2099	86/12/31-04/12/31	6/7/2004	2,757,378 91	2,828,179 69	(70,800 78)
900,000 00	FHLMC TBA JUL 30 GOLD SINGLE	5% 01 Dec 2099	86/12/31-04/12/31	7/8/2004	877,500 00	855,843 75	21,656 25

THE ROCKEFELLER FOUNDATION
EMPLOYEE ID NO 13-1659629
GAIN AND LOSSES FOR TAX ON INVESTMENT INCOME
FORM 990 PF 2004, PART IV

Shares/Par Value	Security Name	Security Description	Date Bought	Date Sold	Proceeds	Cost	Realized
2,900,000 00	FHLMC TBA AUG 30 GOLD SINGLE	5% 01 Dec 2099	86/12/31-04/12/31	7/8/2004	2,819,569 44	2,839,046 87	(19,477 43)
900,000 00	FHLMC TBA AUG 30 GOLD SINGLE	5% 01 Dec 2099	86/12/31-04/12/31	8/5/2004	880,769 53	883,898 44	(3,128 91)
2,900,000 00	FHLMC TBA SEP 30 GOLD SINGLE	5% 01 Dec 2099	86/12/31-04/12/31	8/5/2004	2,838,488 28	2,875,871 09	(37,382 81)
900,000 00	FHLMC TBA SEP 30 GOLD SINGLE	5% 01 Dec 2099	86/12/31-04/12/31	9/1/2004	891,843 75	877,781 25	14,062 50
2,900,000 00	FHLMC TBA OCT 30 GOLD SINGLE	5% 01 Dec 2099	86/12/31-04/12/31	9/1/2004	2,867,714 84	2,857,292 97	10,421 87
900,000 00	FHLMC TBA OCT 30 GOLD SINGLE	5% 01 Dec 2099	86/12/31-04/12/31	10/4/2004	887,976 56	887,601 56	375 00
600,000 00	FHLMC TBA OCT 30 GOLD SINGLE	5% 01 Dec 2099	86/12/31-04/12/31	9/15/2004	594,093 75	592,875 00	1,218 75
3,500,000 00	FHLMC TBA NOV 30 GOLD SINGLE	5% 01 Dec 2099	86/12/31-04/12/31	10/4/2004	3,438,339 84	3,462,929 69	(24,589 85)
900,000 00	FHLMC TBA NOV 30 GOLD SINGLE	5% 01 Dec 2099	86/12/31-04/12/31	11/8/2004	892,125 00	892,230 47	(105 47)
3,500,000 00	FHLMC TBA DEC 30 GOLD SINGLE	5% 31 Dec 2099	86/12/31-04/12/31	11/8/2004	3,460,625 00	3,450,781 25	9,843 75
900,000 00	FHLMC TBA DEC 30 GOLD SINGLE	5% 31 Dec 2099	86/12/31-04/12/31	12/2/2004	885,128 91	890,408 41	(5,279 50)
359,483 46	FHLMC TBA DEC 30 GOLD SINGLE	5% 01 Dec 2099	86/12/31-04/12/31	11/30/2004	356,057 13	355,383 10	674 03
3,000,000 00	FHLMC TBA JAN 15 GOLD SINGLE	5 5% 01 Dec 2099	86/12/31-04/12/31	12/10/2003	3,091,875 00	3,096,492 18	(4,617 18)
2,500,000 00	FHLMC TBA JAN 15 GOLD SINGLE	5 5% 01 Dec 2099	86/12/31-04/12/31	1/14/2004	2,602,441 41	2,603,222 66	(781 25)
3,000,000 00	FHLMC TBA FEB 15 GOLD SINGLE	5 5% 01 Dec 2099	86/12/31-04/12/31	1/14/2004	3,116,250 00	3,116,875 00	(625 00)
100,000 00	FHLMC TBA FEB 15 GOLD SINGLE	5 5% 01 Dec 2099	86/12/31-04/12/31	2/12/2004	104,199 22	104,226 56	(27 34)
2,500,000 00	FHLMC TBA FEB 15 GOLD SINGLE	5 5% 01 Dec 2099	86/12/31-04/12/31	2/12/2004	2,605,664 06	2,605,664 07	(0 01)
3,000,000 00	FHLMC TBA MAR 15 GOLD SINGLE	5 5% 01 Dec 2099	86/12/31-04/12/31	2/12/2004	3,118,125 00	3,120,671 88	(2,546 88)
100,000 00	FHLMC TBA MAR 15 GOLD SINGLE	5 5% 01 Dec 2099	86/12/31-04/12/31	3/15/2004	104,437 50	103,937 50	500 00
2,500,000 00	FHLMC TBA MAR 15 GOLD SINGLE	5 5% 01 Dec 2099	86/12/31-04/12/31	3/15/2004	2,611,914 05	2,611,328 12	585 93
2,000,000 00	FHLMC TBA APR 15 GOLD SINGLE	5 5% 01 Dec 2099	86/12/31-04/12/31	3/15/2004	2,084,062 50	2,071,171 88	12,890 62
2,500,000 00	FHLMC TBA APR 15 GOLD SINGLE	5 5% 01 Dec 2099	86/12/31-04/12/31	4/16/2004	2,587,890 62	2,605,468 75	(17,578 13)
100,000 00	FHLMC TBA APR 15 GOLD SINGLE	5 5% 01 Dec 2099	86/12/31-04/12/31	4/16/2004	103,476 54	104,187 50	(710 96)
2,500,000 00	FHLMC TBA MAY 15 GOLD SINGLE	5 5% 01 Dec 2099	86/12/31-04/12/31	5/13/2004	2,539,843 75	2,549,968 75	(10,125 00)
100,000 00	FHLMC TBA MAY 15 GOLD SINGLE	5 5% 01 Dec 2099	86/12/31-04/12/31	5/13/2004	101,683 58	101,601 56	82 02
2,000,000 00	FHLMC TBA MAY 15 GOLD SINGLE	5 5% 01 Dec 2099	86/12/31-04/12/31	4/16/2004	2,065,937 50	2,065,312 50	625 00
500,000 00	FHLMC TBA JUN 15 GOLD SINGLE	5 5% 01 Dec 2099	86/12/31-04/12/31	6/14/2004	505,488 75	506,328 13	(859 38)
100,000 00	FHLMC TBA JUN 15 GOLD SINGLE	5 5% 01 Dec 2099	86/12/31-04/12/31	6/14/2004	101,093 75	101,343 75	(250 00)
2,500,000 00	FHLMC TBA JUN 15 GOLD SINGLE	5 5% 01 Dec 2099	86/12/31-04/12/31	6/15/2004	2,531,640 62	2,530,781 24	859 38
600,000 00	FHLMC TBA JUL 15 GOLD SINGLE	5 5% 01 Dec 2099	86/12/31-04/12/31	7/14/2004	615,468 75	604,312 50	11,156 25
600,000 00	FHLMC TBA AUG 15 GOLD SINGLE	5 5% 01 Dec 2099	86/12/31-04/12/31	8/12/2004	619,687 50	613,781 25	5,906 25
600,000 00	FHLMC TBA SEP 15 GOLD SINGLE	5 5% 01 Dec 2099	86/12/31-04/12/31	9/15/2004	621,093 75	617,859 38	3,234 37
600,000 00	FHLMC TBA OCT 15 GOLD SINGLE	5 5% 01 Dec 2099	86/12/31-04/12/31	10/13/2004	621,656 25	619,593 75	2,062 50
600,000 00	FHLMC TBA NOV 15 GOLD SINGLE	5 5% 01 Dec 2099	86/12/31-04/12/31	11/12/2004	620,203 12	620,250 00	(46 88)
600,000 00	FHLMC TBA DEC 15 GOLD SINGLE	5 5% 01 Dec 2099	86/12/31-04/12/31	12/10/2004	620,812 50	619,031 25	1,781 25
900,000 00	FHLMC TBA JUN 30 GOLD SINGLE	5 5% 31 Dec 2099	86/12/31-04/12/31	5/10/2004	879,890 62	887,203 12	(7,312 50)
900,000 00	FHLMC TBA JUL 30 GOLD SINGLE	5 5% 01 Dec 2099	86/12/31-04/12/31	6/9/2004	883,546 88	904,816 41	(21,269 53)
900,000 00	FHLMC TBA AUG 30 GOLD SINGLE	5 5% 01 Dec 2099	86/12/31-04/12/31	7/12/2004	901,687 50	905,871 09	(4,183 59)
900,000 00	FHLMC TBA SEP 30 GOLD SINGLE	5 5% 01 Dec 2099	86/12/31-04/12/31	8/5/2004	902,250 00	916,138 72	(13,886 72)
900,000 00	FHLMC TBA OCT 30 GOLD SINGLE	5 5% 01 Dec 2099	86/12/31-04/12/31	9/10/2004	913,359 38	910,300 78	3,058 60
900,000 00	FHLMC TBA NOV 30 GOLD SINGLE	5 5% 01 Dec 2099	86/12/31-04/12/31	10/4/2004	907,593 75	913,886 72	(6,292 97)
900,000 00	FHLMC TBA DEC 30 GOLD SINGLE	5 5% 01 Dec 2099	86/12/31-04/12/31	11/8/2004	911,531 25	917,648 44	(6,117 19)
1,200,000 00	FHLMC TBA JAN 15 GOLD SINGLE	6% 01 Dec 2099	86/12/31-04/12/31	12/10/2003	1,251,937 50	1,264,734 38	(12,796 88)
1,200,000 00	FHLMC TBA FEB 15 GOLD SINGLE	6% 01 Dec 2099	86/12/31-04/12/31	1/13/2004	1,262,250 00	1,265,718 75	(3,468 75)
1,200,000 00	FHLMC TBA MAR 15 GOLD SINGLE	6% 01 Dec 2099	86/12/31-04/12/31	2/11/2004	1,263,000 00	1,264,968 75	(1,968 75)
1,200,000 00	FHLMC TBA APR 15 GOLD SINGLE	6% 01 Dec 2099	86/12/31-04/12/31	3/12/2004	1,262,812 50	1,257,937 50	4,875 00
1,200,000 00	FHLMC TBA MAY 15 GOLD SINGLE	6% 01 Dec 2099	86/12/31-04/12/31	4/15/2004	1,256,062 50	1,243,125 00	12,937 50
1,200,000 00	FHLMC TBA JUN 15 GOLD SINGLE	6% 01 Dec 2099	86/12/31-04/12/31	5/14/2004	1,240,312 50	1,243,875 00	(3,562 50)
1,200,000 00	FHLMC TBA JUN 15 GOLD SINGLE	6% 01 Dec 2099	86/12/31-04/12/31	6/15/2004	1,243,875 00	1,240,312 50	3,562 50
1,200,000 00	FHLMC TBA JUL 15 GOLD SINGLE	6% 01 Dec 2099	86/12/31-04/12/31	6/10/2004	1,239,937 50	1,257,000 00	(17,062 50)
1,200,000 00	FHLMC TBA AUG 15 GOLD SINGLE	6% 01 Dec 2099	86/12/31-04/12/31	7/16/2004	1,254,375 00	1,257,984 38	(3,609 38)
1,200,000 00	FHLMC TBA SEP 15 GOLD SINGLE	6% 01 Dec 2099	86/12/31-04/12/31	8/12/2004	1,254,750 00	1,257,968 75	(3,218 75)
900,000 00	FHLMC TBA DEC 15 GOLD SINGLE	6% 01 Dec 2099	86/12/31-04/12/31	11/29/2004	941,765 62	944,437 50	(2,671 88)
500,000 00	FHLMC TBA JAN 30 GOLD SINGLE	6% 01 Dec 2099	86/12/31-04/12/31	1/9/2004	510,859 38	519,726 56	(8,867 18)
500,000 00	FHLMC TBA FEB 30 GOLD SINGLE	6% 01 Dec 2099	86/12/31-04/12/31	1/9/2004	518,046 88	520,039 06	(1,992 18)
500,000 00	FHLMC TBA MAR 30 GOLD SINGLE	6% 01 Dec 2099	86/12/31-04/12/31	2/9/2004	518,203 12	521,171 88	(2,968 76)
500,000 00	FHLMC TBA APR 30 GOLD SINGLE	6% 01 Dec 2099	86/12/31-04/12/31	4/12/2004	519,843 75	516,562 50	3,281 25
200,000 00	FHLMC TBA APR 30 GOLD SINGLE	6% 01 Dec 2099	86/12/31-04/12/31	4/7/2004	207,054 69	208,062 50	(1,007 81)
500,000 00	FHLMC TBA MAY 30 GOLD SINGLE	6% 01 Dec 2099	86/12/31-04/12/31	4/12/2004	515,625 00	512,218 75	3,406 25
200,000 00	FHLMC TBA MAY 30 GOLD SINGLE	6% 01 Dec 2099	86/12/31-04/12/31	5/11/2004	202,812 50	206,679 69	(3,867 19)
200,000 00	FHLMC TBA MAY 30 GOLD SINGLE	6% 01 Dec 2099	86/12/31-04/12/31	5/11/2004	202,843 75	206,250 00	(3,406 25)
500,000 00	FHLMC TBA JUN 30 GOLD SINGLE	6% 01 Dec 2099	86/12/31-04/12/31	5/10/2004	503,359 38	507,382 81	(4,023 43)
700,000 00	FHLMC TBA JUL 30 GOLD SINGLE	6% 01 Dec 2099	86/12/31-04/12/31	6/9/2004	706,835 94	714,652 34	(7,816 40)
500,000 00	FHLMC TBA JUL 30 GOLD SINGLE	6% 01 Dec 2099	86/12/31-04/12/31	6/9/2004	505,000 00	506,269 53	(1,269 53)
600,000 00	FHLMC TBA JUL 30 GOLD SINGLE	6% 01 Dec 2099	86/12/31-04/12/31	6/30/2004	611,671 88	607,523 44	4,148 44
1,800,000 00	FHLMC TBA AUG 30 GOLD SINGLE	6% 01 Dec 2099	86/12/31-04/12/31	7/8/2004	1,842,468 75	1,855,335 94	(12,867 19)
1,800,000 00	FHLMC TBA AUG 30 GOLD SINGLE	6% 01 Dec 2099	86/12/31-04/12/31	8/3/2004	1,847,039 06	1,843,812 50	3,226 56
1,400,000 00	FHLMC TBA AUG 30 GOLD SINGLE	6% 01 Dec 2099	86/12/31-04/12/31	8/5/2004	1,438,007 81	1,437,734 37	273 44
1,800,000 00	FHLMC TBA SEP 30 GOLD SINGLE	6% 01 Dec 2099	86/12/31-04/12/31	8/5/2004	1,841,906 25	1,846,781 25	(4,875 00)
1,800,000 00	FHLMC TBA SEP 30 GOLD SINGLE	6% 01 Dec 2099	86/12/31-04/12/31	8/9/2004	1,848,867 19	1,862,890 63	(14,023 44)
1,400,000 00	FHLMC TBA SEP 30 GOLD SINGLE	6% 01 Dec 2099	86/12/31-04/12/31	9/8/2004	1,448,562 50	1,449,000 00	(437 50)
1,800,000 00	FHLMC TBA OCT 30 GOLD SINGLE	6% 01 Dec 2099	86/12/31-04/12/31	9/8/2004	1,857,375 00	1,857,937 49	(562 49)
1,800,000 00	FHLMC TBA OCT 30 GOLD SINGLE	6% 01 Dec 2099	86/12/31-04/12/31	9/8/2004	1,857,234 38	1,856,843 75	390 63
1,400,000 00	FHLMC TBA OCT 30 GOLD SINGLE	6% 01 Dec 2099	86/12/31-04/12/31	10/7/2004	1,443,859 38	1,447,742 19	(3,882 81)
1,800,000 00	FHLMC TBA NOV 30 GOLD SINGLE	6% 01 Dec 2099	86/12/31-04/12/31	10/7/2004	1,851,750 00	1,860,640 62	(8,890 62)
1,800,000 00	FHLMC TBA NOV 30 GOLD SINGLE	6% 01 Dec 2099	86/12/31-04/12/31	10/7/2004	1,856,179 69	1,853,218 75	2,960 94
1,400,000 00	FHLMC TBA NOV 30 GOLD SINGLE	6% 01 Dec 2099	86/12/31-04/12/31	11/8/2004	1,448,015 62	1,448,015 63	(0 01)
1,700,000 00	FHLMC TBA DEC 30 GOLD SINGLE	6% 01 Dec 2099	86/12/31-04/12/31	11/8/2004	1,754,718 75	1,760,027 34	(5,308 59)
1,800,000 00	FHLMC TBA DEC 30 GOLD SINGLE	6% 01 Dec 2099	86/12/31-04/12/31	11/8/2004	1,856,531 25	1,858,984 38	(2,453 13)
1,400,000 00	FHLMC TBA DEC 30 GOLD SINGLE	6% 01 Dec 2099	86/12/31-04/12/31	12/7/2004	1,448,726 56	1,451,734 37	(3,007 81)
2,200,000 00	FHLMC TBA JAN 30 GOLD SINGLE	6 5% 01 Dec 2099	86/12/31-04/12/31	1/8/2004	2,308,023 44	2,289,804 69	18,218 75
2,200,000 00	FHLMC TBA FEB 30 GOLD SINGLE	6 5% 01 Dec 2099	86/12/31-04/12/31	2/10/2004	2,315,156 25	2,303,210 94	11,945 31
2,200,000 00	FHLMC TBA MAR 30 GOLD SINGLE	6 5% 01 Dec 2099	86/12/31-04/12/31	3/11/2004	2,318,593 75	2,310,000 00	8,593 75
2,200,000 00	FHLMC TBA APR 30 GOLD SINGLE	6 5% 01 Dec 2099	86/12/31-04/12/31	4/8/2004	2,307,679 69	2,316,015 62	(8,335 93)
2,200,000 00	FHLMC TBA MAY 30 GOLD SINGLE	6 5% 01 Dec 2099	86/12/31-04/12/31	5/4/2004	2,289,718 75	2,305,101 56	(15,382 81)

THE ROCKEFELLER FOUNDATION
EMPLOYEE ID NO 13-1659629
GAIN AND LOSSES FOR TAX ON INVESTMENT INCOME
FORM 990 PF 2004, PART IV

Shares/Par Value	Security Name	Security Description	Date Bought	Date Sold	Proceeds	Cost	Realized
2,200,000 00	FHLMC TBA JUN 30 GOLD SINGLE	6 5% 01 Dec 2099	86/12/31-04/12/31	6/7/2004	2,273,734 38	2,284,562 50	(10,828 12)
2,200,000 00	FHLMC TBA JUL 30 GOLD SINGLE	6 5% 01 Dec 2099	86/12/31-04/12/31	7/7/2004	2,298,312 50	2,266,343 75	31,968 75
2,200,000 00	FHLMC TBA AUG 30 GOLD SINGLE	6 5% 01 Dec 2099	86/12/31-04/12/31	7/19/2004	2,296,937 50	2,292,468 75	4,468 75
2,200,000 00	FHLMC TBA AUG 30 GOLD SINGLE	6 5% 01 Dec 2099	86/12/31-04/12/31	8/10/2004	2,292,468 75	2,296,937 50	(4,468 75)
166,436 44	FED HM LN PC POOL G01477	6% 01 Dec 2032	86/12/31-04/12/31	3/9/2004	173,588 00	168,945 37	4,642 63
3,351 85	FED HM LN PC POOL C61716	6 5% 01 Dec 2031	86/12/31-04/12/31	5/17/2004	3,351 85	3,390 74	(38 89)
325,310 62	FED HM LN PC POOL C69907	6 5% 01 Aug 2032	86/12/31-04/12/31	7/19/2004	339,644 62	338,983 84	660 78
316,488 68	FED HM LN PC POOL C69955	6 5% 01 Aug 2032	86/12/31-04/12/31	7/19/2004	330 433 94	329,791 08	642 86
326,139 68	FED HM LN PC POOL C70691	6 5% 01 Sep 2032	86/12/31-04/12/31	7/19/2004	340,510 21	339,847 74	662 47
357,271 81	FED HM LN PC POOL C71408	6 5% 01 Sep 2032	86/12/31-04/12/31	7/19/2004	373,014 10	372,288 39	725 71
499,999 97	FED HM LN PC POOL C77558	6% 01 Feb 2033	86/12/31-04/12/31	4/12/2004	515,624 96	507,572 12	8,052 84
93,097 96	FED HM LN PC POOL E91063	6% 01 Aug 2017	86/12/31-04/12/31	5/14/2004	96,225 47	96,501 85	(276 38)
999,999 72	FED HM LN PC POOL E91894	5 5% 01 Oct 2017	86/12/31-04/12/31	3/15/2004	1,042,030 96	1,025,797 95	16,233 01
199,980 72	FED HM LN PC POOL C01733	6 5% 01 Dec 2033	86/12/31-04/12/31	7/19/2004	208,792 37	208,386 16	406 21
338,050 47	FED HM LN PC POOL C28724	6 5% 01 Jul 2029	86/12/31-04/12/31	7/19/2004	352,945 82	352,259 15	686 67
379,492 04	FED HM LN PC POOL E01388	4% 01 May 2018	86/12/31-04/12/31	4/21/2004	367,632 91	362,395 24	5 237 67
153,618 74	FED HM LN PC POOL B10535	6% 01 Oct 2018	86/12/31-04/12/31	5/14/2004	158,779 37	159,235 43	(456 06)
753,283 28	FED HM LN PC POOL B10619	6% 01 Nov 2018	86/12/31-04/12/31	5/14/2004	778,588 89	780,825 20	(2,236 31)
200,000 32	FED HM LN PC POOL B12007	6% 01 Jan 2019	86/12/31-04/12/31	5/14/2004	206,719 09	207,312 84	(593 75)
500,000 00	FED HM LN PC POOL B15257	5 5% 01 Jun 2019	86/12/31-04/12/31	6/14/2004	505,468 75	506,328 12	(859 37)
354,195 45	FED HM LN PC POOL A13802	5% 01 Sep 2033	86/12/31-04/12/31	11/30/2004	350,819 53	347,070 09	3,749 44
336,538 92	FED HM LN PC POOL A14636	6 5% 01 Oct 2033	86/12/31-04/12/31	7/19/2004	351,367 67	350,684 08	683 59
405,000 00	CANADA GOVT	5 25% 01 Jun 2013	86/12/31-04/12/31	4/8/2004	321,959 50	319,945 55	2,013 95
690,000 00	CANADA GOVT	5 25% 01 Jun 2013	86/12/31-04/12/31	4/13/2004	539,382 74	543,125 45	(3,742 71)
210,000 00	CANADA GOVT	5 25% 01 Jun 2013	86/12/31-04/12/31	4/20/2004	161,090 79	165,271 48	(4,180 69)
420,000 00	CANADA GOVT	5 25% 01 Jun 2013	86/12/31-04/12/31	4/21/2004	321,092 84	328,225 84	(7,133 00)
500,000 00	CANADA GOVT	5 25% 01 Jun 2013	86/12/31-04/12/31	4/29/2004	379,938 65	390,164 89	(10,226 24)
245,000 00	CANADA GOVT	5% 01 Jun 2014	86/12/31-04/12/31	11/29/2004	216,226 43	192,159 21	24,067 22
580,000 00	CANADA GOVT	5% 01 Jun 2014	86/12/31-04/12/31	11/29/2004	510,509 85	455,804 24	54,705 61
740,000 00	CANADA GOVT	5% 01 Jun 2014	86/12/31-04/12/31	11/29/2004	652,904 37	580,081 15	72,823 22
550,000 00	FEDERAL HOME LN MTG CORP MTN	3 5% 01 Apr 2008	86/12/31-04/12/31	5/6/2004	542,520 00	551,819 55	(9,299 55)
995,000 00	FEDERAL HOME LN MTG CORP	4 375% 04 Feb 2010	86/12/31-04/12/31	4/8/2004	1,000,107 34	998,180 69	1,926 65
975,000 00	FEDERAL HOME LN MTG CORP	3 875% 10 Nov 2008	86/12/31-04/12/31	5/5/2004	965,289 00	972,833 82	(7,544 82)
1,175,000 00	FEDERAL HOME LN MTG CORP	4 75% 08 Dec 2010	86/12/31-04/12/31	2/24/2004	1,201,731 25	1,178,532 72	23,198 53
235,000 00	FEDERAL HOME LN MTG CORP	4 75% 08 Dec 2010	86/12/31-04/12/31	4/7/2004	238,691 85	235,000 00	3,691 85
1,050,000 00	FEDERAL HOME LN MTG CORP	4 5% 16 Dec 2010	86/12/31-04/12/31	5/13/2004	1,015,213 50	1,044,515 50	(29,302 00)
1,650,000 00	FEDERAL HOME LN MTG CORP MTN	3 875% 12 Jan 2009	86/12/31-04/12/31	4/28/2004	1,634,490 00	1,650,000 00	(15,510 00)
2,700,000 00	FEDERAL HOME LN BK CONS DSC NT	0 01% 03 Nov 2004	86/12/31-04/12/31	10/14/2004	2 697,534 75	2 697 520 50	14 25
120,000 00	FEDERAL HOME LN BK CONS DSC NT	0 01% 03 Nov 2004	86/12/31-04/12/31	10/15/2004	119,889 17	119,889 80	(0 63)
4,800,000 00	FEDERAL HOME LN BK CONS DSC NT	0 01% 19 May 2000	86/12/31-04/12/31	5/10/2004	4,798,830 00	4,798,860 00	(30 00)
1,100,000 00	FEDERAL HOME LN MTG CORP	7% 15 Mar 2010	86/12/31-04/12/31	6/9/2004	1,230,661 30	1,227,530 90	3,130 40
950,000 00	FEDERAL HOME LN MTG CORP	6 875% 15 Sep 2010	86/12/31-04/12/31	12/6/2004	1,086,249 00	1,071,128 20	15,120 80
440,000 00	FEDERAL HOME LN MTG CORP	6 875% 15 Sep 2010	86/12/31-04/12/31	12/10/2004	505,232 20	488 429 30	16,802 90
875,000 00	FEDERAL HOME LN MTG CORP	6% 15 Jun 2011	86/12/31-04/12/31	3/12/2004	1,002,347 50	968,547 49	33,800 01
815,000 00	FEDERAL HOME LN MTG CORP	6% 15 Jun 2011	86/12/31-04/12/31	6/8/2004	865,585 66	862,831 64	2,754 02
105,000 00	FEDERAL HOME LN MTG CORP	3 625% 15 Sep 2008	86/12/31-04/12/31	5/6/2004	103,748 30	104,987 05	(1,240 75)
585,000 00	FEDERAL NATL MTG ASSN	5 75% 15 Feb 2008	86/12/31-04/12/31	4/16/2004	637,984 04	640,222 59	(2,238 55)
500,000 00	FEDERAL NATL MTG ASSN	6% 15 May 2008	86/12/31-04/12/31	4/19/2004	550,607 00	563,264 19	(12,657 19)
1,835,000 00	FEDERAL NATL MTG ASSN	6% 15 May 2008	86/12/31-04/12/31	7/28/2004	1,971,780 90	2,016,215 52	(44,434 62)
1,395,000 00	FEDERAL NATL MTG ASSN	6% 15 May 2008	86/12/31-04/12/31	8/6/2004	1,522,207 26	1,492,392 68	29,814 58
375,000 00	FEDERAL NATL MTG ASSN	6 625% 15 Sep 2009	86/12/31-04/12/31	1/8/2004	428,440 88	427,487 37	953 51
445,000 00	FEDERAL NATL MTG ASSN	7 25% 15 Jan 2010	86/12/31-04/12/31	1/8/2004	524,232 25	510,255 25	13,977 00
80,000 00	FEDERAL NATL MTG ASSN	7 25% 15 Jan 2010	86/12/31-04/12/31	6/3/2004	90,635 52	91,291 30	(655 78)
215,000 00	FEDERAL NATL MTG ASSN	7 125% 15 Jun 2010	86/12/31-04/12/31	1/8/2004	252,584 15	254,292 30	(1,708 15)
725,000 00	FEDERAL NATL MTG ASSN	7 125% 15 Jun 2010	86/12/31-04/12/31	7/16/2004	832,343 50	839,726 17	(7,382 67)
250,000 00	FEDERAL NATL MTG ASSN	7 125% 15 Jun 2010	86/12/31-04/12/31	12/13/2004	288,913 25	284,742 93	4,170 32
1,060,000 00	FEDERAL NATL MTG ASSN	6 625% 15 Nov 2010	86/12/31-04/12/31	2/24/2004	1,233,494 44	1,190,062 38	43,432 06
1,205,000 00	FEDERAL NATL MTG ASSN	6% 15 May 2011	86/12/31-04/12/31	1/14/2004	1 358,661 60	1,344,916 49	13,745 11
720,000 00	FEDERAL NATL MTG ASSN	6% 15 May 2011	86/12/31-04/12/31	3/9/2004	824,374 80	789,831 83	34,542 97
395,000 00	FEDERAL NATL MTG ASSN	6% 15 May 2011	86/12/31-04/12/31	3/23/2004	453,326 55	430,472 58	22,853 97
1,200,000 00	FEDERAL NATL MTG ASSN	5 25% 15 Apr 2007	86/12/31-04/12/31	4/16/2004	1,283,376 00	1,288,268 18	(4,892 18)
115,000 00	FEDERAL NATL MTG ASSN	4 375% 17 Jul 2013	86/12/31-04/12/31	3/9/2004	114,380 60	113,040 01	1,320 59
360,000 00	FEDERAL NATL MTG ASSN	4 375% 17 Jul 2013	86/12/31-04/12/31	3/9/2004	358,563 60	353,864 38	4,699 22
125,000 00	FEDERAL NATL MTG ASSN	4 375% 17 Jul 2013	86/12/31-04/12/31	3/15/2004	123,781 25	122,872 60	888 65
255,000 00	FEDERAL NATL MTG ASSN	4 625% 15 Oct 2013	86/12/31-04/12/31	1/8/2004	253,502 64	253,111 15	391 49
700,000 00	FEDERAL NATL MTG ASSN	3 125% 04 May 2007	86/12/31-04/12/31	9/24/2004	696,444 00	689,139 75	7,304 25
975,000 00	TREASURY	5% 07 Mar 2008	86/12/31-04/12/31	6/16/2004	1,772,694 90	1,809,007 07	(36,312 17)
725,000 00	HONG KONG GOVT SPL ADMINISTRAT	5 125% 01 Aug 2014	86/12/31-04/12/31	10/25/2004	756,914 50	719,547 97	37,366 53
675,000 00	ITALY REP	2 75% 15 Dec 2006	86/12/31-04/12/31	3/4/2004	681,167 48	676,552 12	4,615 36
9 305,000 00	SWEDEN (KINGDOM OF)	8% 15 Aug 2007	86/12/31-04/12/31	8/17/2004	1,409,640 94	1,092,065 93	317,575 01
1,465,000 00	SPAIN (KINGDOM)	6% 31 Jan 2008	86/12/31-04/12/31	4/14/2004	1,927,972 23	1,965,374 28	(37,402 05)
685,000 00	SPAIN (KINGDOM)	6% 31 Jan 2008	86/12/31-04/12/31	5/24/2004	896,713 28	916,982 81	(20,269 53)
6,670,000 00	SWEDEN KINGDOM OF	5% 28 Jan 2009	86/12/31-04/12/31	11/18/2004	1,026,598 32	936,833 74	89,764 58
160,000 00	ONTARIO PROV CDA	3 5% 17 Sep 2007	86/12/31-04/12/31	7/12/2004	160,500 80	165,139 11	(4,638 31)
160,000 00	ONTARIO PROV CDA	3 35% 16 Jul 2007	86/12/31-04/12/31	9/8/2004	160,910 40	160,068 31	842 09
25,000 00	QUEBEC PROV CDA	7 125% 09 Feb 2024	86/12/31-04/12/31	1/16/2004	30,725 50	31,736 85	(1,011 35)
40,000 00	QUEBEC PROV CDA MTN	1% 06 Mar 2026	86/12/31-04/12/31	7/21/2004	47,914 40	52,159 58	(4,245 18)
35,000 00	QUEBEC PROV CDA MTN	1% 06 Mar 2026	86/12/31-04/12/31	7/21/2004	41,802 95	45,639 63	(3,836 68)
75,000 00	QUEBEC PROV CDA MTN	1% 09 Apr 2026	86/12/31-04/12/31	7/1/2004	88,886 25	96,790 59	(7,904 34)
1,395,000 00	FRANCE (GOVT OF)	3 5% 12 Jan 2008	86/12/31-04/12/31	4/7/2004	1,729,660 12	1,663,881 87	65,778 25
2,205,000 00	FRANCE (GOVT OF)	3 5% 12 Jan 2008	86/12/31-04/12/31	4/13/2004	2,671,026 16	2,617,944 20	53,081 96
785,000 00	FRANCE (GOVT OF)	3 5% 12 Jan 2008	86/12/31-04/12/31	5/11/2004	935,625 06	917,284 72	18,340 34
1,275,000 00	GERMANY (FEDERAL REPUBLIC)	3% 11 Apr 2008	86/12/31-04/12/31	1/14/2004	1,608,360 97	1,492,249 40	116,111 57
560,000 00	GERMANY (FEDERAL REPUBLIC)	3% 11 Apr 2008	86/12/31-04/12/31	2/3/2004	697,401 75	655,549 88	41,851 87
565,000 00	GERMANY (FEDERAL REPUBLIC)	3% 11 Apr 2008	86/12/31-04/12/31	2/3/2004	703,628 56	661,403 00	42,225 56

THE ROCKEFELLER FOUNDATION
EMPLOYEE ID NO 13-1659629
GAIN AND LOSSES FOR TAX ON INVESTMENT INCOME
FORM 990 PF 2004, PART IV

Shares/Par Value	Security Name	Security Description	Date Bought	Date Sold	Proceeds	Cost	Realized
1,005,000 00	GERMANY (FEDERAL REPUBLIC)	3 5% 10 Oct 2008	86/12/31-04/12/31	2/4/2004	1,270,835 98	1,271,578 14	(742 16)
300 000 00	GERMANY (FED REP)	4 25% 04 Jan 2014	86/12/31-04/12/31	5/3/2004	360,235 23	384,167 50	(23,932 27)
975,000 00	GERMANY (FED REP)	4 25% 04 Jan 2014	86/12/31-04/12/31	6/8/2004	1,189,676 69	1,248,500 21	(58,823 52)
760,000 00	SPAIN(GOVT OF)	3 6% 31 Jan 2009	86/12/31-04/12/31	12/2/2004	1,034,904 09	919,749 99	115,154 10
1,015,000 00	SPAIN(GOVT OF)	3 6% 31 Jan 2009	86/12/31-04/12/31	11/26/2004	1,382,632 45	1,228,341 13	154,291 32
405,000 00	FRANCE (GOVT OF)	3 5% 12 Jan 2009	86/12/31-04/12/31	12/2/2004	549,882 70	484,752 73	65,129 97
770,000 00	FRANCE (GOVT OF)	3 5% 12 Jan 2009	86/12/31-04/12/31	11/29/2004	1,047,157 03	921,615 45	125,541 58
1,045,000 00	GERMANY(FED REP)	3 25% 17 Apr 2009	86/12/31-04/12/31	9/24/2004	1,283,107 53	1,289,269 55	(6,162 02)
1,655,000 00	GERMANY(FED REP)	3 25% 17 Apr 2009	86/12/31-04/12/31	11/10/2004	2,153,498 30	2,017,565 78	135,932 52
325,000 00	GERMANY(FED REP)	3 25% 17 Apr 2009	86/12/31-04/12/31	11/26/2004	436,336 76	384,020 63	52,316 13
2,065,000 00	UNITED STATES TREAS BILLS	0 01% 26 Aug 2004	86/12/31-04/12/31	8/19/2004	2,064,552 58	2,064,543 98	8 60
580,000 00	UNITED STATES TREAS BDS	12% 15 Aug 2013	86/12/31-04/12/31	3/8/2004	781,637 50	780,035 91	1,601 59
765,000 00	UNITED STATES TREAS BDS	12% 15 Aug 2013	86/12/31-04/12/31	3/24/2004	1,067,055 47	1,062,000 95	5,054 52
495,000 00	UNITED STATES TREAS BDS	12% 15 Aug 2013	86/12/31-04/12/31	3/25/2004	689,287 50	679,745 57	9,541 93
65,000 00	UNITED STATES TREAS BDS	12% 15 Aug 2013	86/12/31-04/12/31	3/29/2004	89,923 44	89,133 04	790 40
590,000 00	UNITED STATES TREAS BDS	12% 15 Aug 2013	86/12/31-04/12/31	3/29/2004	816,326 36	809,053 72	7,272 64
200,000 00	UNITED STATES TREAS BDS	9 25% 15 Feb 2016	86/12/31-04/12/31	2/20/2004	291,437 50	285,904 74	5,532 76
290,000 00	UNITED STATES TREAS BDS	9 25% 15 Feb 2016	86/12/31-04/12/31	2/20/2004	422,516 41	414,543 63	7,972 78
785,000 00	UNITED STATES TREAS BDS	8 125% 15 Aug 2019	86/12/31-04/12/31	3/30/2004	1,099,000 00	1,081,289 53	17,710 47
430,000 00	UNITED STATES TREAS BDS	8 125% 15 Aug 2019	86/12/31-04/12/31	4/2/2004	587,554 69	583,854 13	3,700 56
520,000 00	UNITED STATES TREAS BDS	8 125% 15 Aug 2019	86/12/31-04/12/31	5/7/2004	668,525 00	650,065 97	18,459 03
60,000 00	UNITED STATES TREAS BDS	8 125% 15 Aug 2019	86/12/31-04/12/31	6/29/2004	77,917 97	77,222 22	695 75
390,000 00	UNITED STATES TREAS BDS	8 125% 15 Aug 2019	86/12/31-04/12/31	7/15/2004	516,628 12	501,741 08	14,887 04
165,000 00	UNITED STATES TREAS BDS	8 125% 15 Aug 2019	86/12/31-04/12/31	7/23/2004	219,553 12	212,293 60	7,259 52
450,000 00	UNITED STATES TREAS BDS	8 125% 15 Aug 2019	86/12/31-04/12/31	8/5/2004	600,750 00	578,950 01	21,799 99
570,000 00	UNITED STATES TREAS BDS	8 125% 15 Aug 2019	86/12/31-04/12/31	10/29/2004	785,598 05	711,953 28	73,644 77
800,000 00	UNITED STATES TREAS BDS	8 5% 15 Feb 2020	86/12/31-04/12/31	8/23/2004	1,114,031 25	1,146,078 65	(32,047 40)
300,000 00	UNITED STATES TREAS BDS	8 5% 15 Feb 2020	86/12/31-04/12/31	10/12/2004	424,992 19	417,382 34	7,609 85
115,000 00	UNITED STATES TREAS BDS	8 5% 15 Feb 2020	86/12/31-04/12/31	10/21/2004	165,060 94	158,836 10	6,224 84
115,000 00	UNITED STATES TREAS BDS	8 5% 15 Feb 2020	86/12/31-04/12/31	12/13/2004	163,335 94	158,557 67	4,778 27
220,000 00	UNITED STATES TREAS BDS	8% 15 Nov 2021	86/12/31-04/12/31	6/3/2004	284,848 44	303,495 20	(18,646 76)
800,000 00	UNITED STATES TREAS BDS	8% 15 Nov 2021	86/12/31-04/12/31	7/14/2004	1,060,343 75	1,060,701 86	(358 11)
595,000 00	UNITED STATES TREAS BDS	8% 15 Nov 2021	86/12/31-04/12/31	7/19/2004	798,229 69	765,762 32	32,467 37
770,000 00	UNITED STATES TREAS BDS	6 25% 15 Aug 2023	86/12/31-04/12/31	8/3/2004	880,146 09	848,136 03	32,010 06
295,000 00	UNITED STATES TREAS BDS	6 25% 15 Aug 2023	86/12/31-04/12/31	6/30/2004	326,631 84	326,510 41	121 43
480,000 00	UNITED STATES TREAS BDS	6% 15 Feb 2026	86/12/31-04/12/31	6/4/2004	511,050 00	548,979 43	(37,929 43)
425,000 00	UNITED STATES TREAS BDS	6% 15 Feb 2026	86/12/31-04/12/31	6/15/2004	450,433 59	482,805 65	(32,372 06)
1,130,000 00	UNITED STATES TREAS BDS	6% 15 Feb 2026	86/12/31-04/12/31	6/17/2004	1,208,539 52	1,239,819 70	(31,280 18)
405,000 00	UNITED STATES TREAS BDS	6% 15 Feb 2026	86/12/31-04/12/31	6/18/2004	432,421 34	424,457 80	7,963 54
565,000 00	UNITED STATES TREAS BDS	6% 15 Feb 2026	86/12/31-04/12/31	12/13/2004	650,301 76	632,631 27	17,670 49
365,000 00	UNITED STATES TREAS BDS	6 75% 15 Aug 2026	86/12/31-04/12/31	5/7/2004	419,578 91	469,344 91	(49,766 00)
690,000 00	UNITED STATES TREAS BDS	6 75% 15 Aug 2026	86/12/31-04/12/31	6/18/2004	803,681 64	885,341 71	(81,660 07)
560,000 00	UNITED STATES TREAS BDS	6 5% 15 Nov 2026	86/12/31-04/12/31	3/17/2004	701,312 50	674,199 46	27,113 04
110,000 00	UNITED STATES TREAS BDS	5 375% 15 Feb 2031	86/12/31-04/12/31	1/12/2004	116,479 69	114,487 25	1,992 44
185,000 00	UNITED STATES TREAS BDS	5 375% 15 Feb 2031	86/12/31-04/12/31	2/3/2004	196,331 25	198,987 53	(2,656 28)
130,000 00	UNITED STATES TREAS BDS	5 375% 15 Feb 2031	86/12/31-04/12/31	2/12/2004	138,693 75	138,474 39	219 36
855,000 00	UNITED STATES TREAS BDS	5 375% 15 Feb 2031	86/12/31-04/12/31	4/13/2004	885,860 16	931,289 50	(45,429 34)
200,000 00	UNITED STATES TREAS BDS	5 375% 15 Feb 2031	86/12/31-04/12/31	4/23/2004	204,375 00	217,500 00	(13,125 00)
575,000 00	UNITED STATES TREAS BDS	5 375% 15 Feb 2031	86/12/31-04/12/31	5/12/2004	563,859 38	618,011 31	(54,151 93)
450,000 00	UNITED STATES TREAS BDS	5 375% 15 Feb 2031	86/12/31-04/12/31	5/19/2004	443,109 38	478,163 59	(35,054 21)
560,000 00	UNITED STATES TREAS BDS	5 375% 15 Feb 2031	86/12/31-04/12/31	6/10/2004	552,825 00	585,301 58	(32,476 58)
85,000 00	UNITED STATES TREAS BDS	5 375% 15 Feb 2031	86/12/31-04/12/31	8/11/2004	89,000 98	89,223 44	(222 46)
80,000 00	UNITED STATES TREAS BDS	5 375% 15 Feb 2031	86/12/31-04/12/31	9/8/2004	84,075 00	84,121 61	(46 61)
355,000 00	UNITED STATES TREAS BDS	5 375% 15 Feb 2031	86/12/31-04/12/31	9/8/2004	373,582 03	373,033 59	548 44
1,070,000 00	UNITED STATES TREAS BDS	5 375% 15 Feb 2031	86/12/31-04/12/31	9/14/2004	1,136,206 25	1,122,648 84	13,557 41
480,000 00	UNITED STATES TREAS BDS	5 375% 15 Feb 2031	86/12/31-04/12/31	9/22/2004	523,800 00	503,180 90	20,619 10
2,985,000 00	UNITED STATES TREAS BDS	5 375% 15 Feb 2031	86/12/31-04/12/31	9/28/2004	3,219,804 69	3,217,623 54	2,181 15
30,000 00	UNITED STATES TREAS BDS	5 375% 15 Feb 2031	86/12/31-04/12/31	10/6/2004	31,785 94	32,492 70	(706 76)
1,500,000 00	UNITED STATES TREAS BDS	5 375% 15 Feb 2031	86/12/31-04/12/31	10/15/2004	1,619,062 50	1,620,320 24	(1,257 74)
1,435,000 00	UNITED STATES TREAS BDS	5 375% 15 Feb 2031	86/12/31-04/12/31	10/15/2004	1,546,212 50	1,513,139 93	33,072 57
400,000 00	UNITED STATES TREAS BDS	5 375% 15 Feb 2031	86/12/31-04/12/31	10/29/2004	433,000 00	433,825 75	(825 75)
3,020,000 00	UNITED STATES TREAS BDS	5 375% 15 Feb 2031	86/12/31-04/12/31	11/3/2004	3,264,431 25	3,264,257 92	173 33
3,820,000 00	UNITED STATES TREAS BDS	5 375% 15 Feb 2031	86/12/31-04/12/31	11/10/2004	4,049,200 00	4,093,326 42	(44,126 42)
3,820,000 00	UNITED STATES TREAS BDS	5 375% 15 Feb 2031	86/12/31-04/12/31	11/22/2004	4,119,631 25	4,119,287 87	343 38
500,000 00	UNITED STATES TREAS BDS	5 375% 15 Feb 2031	86/12/31-04/12/31	12/10/2004	540,976 56	533,789 07	7,187 49
125,000 00	UNITED STATES TREAS BDS	5 375% 15 Feb 2031	86/12/31-04/12/31	12/14/2004	135,454 10	133,320 31	2,133 79
4,520,000 00	UNITED STATES TREAS BDS	5 375% 15 Feb 2031	86/12/31-04/12/31	12/20/2004	4,897,137 50	4,894,385 68	2,751 82
785,000 00	UNITED STATES TREAS BDS	5 375% 15 Feb 2031	86/12/31-04/12/31	12/30/2004	841,176 56	833,128 01	8,048 55
300,000 00	UNITED STATES TREAS NTS	6 5% 15 Feb 2010	86/12/31-04/12/31	1/13/2004	352,277 34	352,687 50	(410 16)
155,000 00	UNITED STATES TREAS NTS	6 5% 15 Feb 2010	86/12/31-04/12/31	9/21/2004	178,631 45	178,128 91	502 54
175,000 00	UNITED STATES TREAS NTS	5 75% 15 Aug 2010	86/12/31-04/12/31	1/13/2004	198,426 76	198,898 44	(471 68)
155,000 00	UNITED STATES TREAS NTS	5 75% 15 Aug 2010	86/12/31-04/12/31	9/21/2004	173,539 45	172,849 22	690 23
60,000 00	UNITED STATES TREAS NTS	5% 15 Feb 2011	86/12/31-04/12/31	4/15/2004	63,832 03	63,787 50	44 53
1,030,000 00	UNITED STATES TREAS NTS	4 875% 15 Feb 2012	86/12/31-04/12/31	6/17/2004	1,054,301 56	1,081,295 41	(26,993 85)
195,000 00	UNITED STATES TREAS NTS	3 25% 15 Aug 2007	86/12/31-04/12/31	6/16/2004	194,413 48	197,431 92	(3,018 44)
770,000 00	UNITED STATES TREAS NTS	3% 15 Nov 2007	86/12/31-04/12/31	11/17/2004	768,796 88	766,841 79	1,955 09
280,000 00	UNITED STATES TREAS NTS	3% 15 Nov 2007	86/12/31-04/12/31	11/18/2004	279,234 38	278,851 57	382 81
1,035,000 00	UNITED STATES TREAS NTS	3% 15 Nov 2007	86/12/31-04/12/31	11/29/2004	1,026,267 19	1,029,208 55	(2,941 36)
715,000 00	UNITED STATES TREAS NTS	3% 15 Nov 2007	86/12/31-04/12/31	12/1/2004	709,916 80	710,888 72	(971 92)
240,000 00	UNITED STATES TREAS NTS	3% 15 Nov 2007	86/12/31-04/12/31	12/7/2004	238,818 75	238,627 48	191 27
360,000 00	UNITED STATES TREAS NTS	3% 15 Nov 2007	86/12/31-04/12/31	12/7/2004	358,312 50	357,941 21	371 29
360,000 00	UNITED STATES TREAS NTS	3% 15 Nov 2007	86/12/31-04/12/31	12/7/2004	358,368 75	358,229 31	139 44
360,000 00	UNITED STATES TREAS NTS	3% 15 Nov 2007	86/12/31-04/12/31	12/9/2004	358,589 68	358,650 00	(60 32)
35,000 00	UNITED STATES TREAS NTS	4% 15 Nov 2012	86/12/31-04/12/31	6/17/2004	33,710 78	33,622 19	88 59
535,000 00	UNITED STATES TREAS NTS	2 375% 15 Aug 2006	86/12/31-04/12/31	1/7/2004	537,495 06	532,914 77	4,580 29

THE ROCKEFELLER FOUNDATION
EMPLOYEE ID NO 13-1659629
GAIN AND LOSSES FOR TAX ON INVESTMENT INCOME
FORM 990 PF 2004, PART IV

Shares/Par Value	Security Name	Security Description	Date Bought	Date Sold	Proceeds	Cost	Realized
1,190,000 00	UNITED STATES TREAS NTS	2 375% 15 Aug 2006	86/12/31-04/12/31	1/7/2004	1,195,578 12	1,185,361 82	10,216 30
3,070,000 00	UNITED STATES TREAS NTS	2% 31 Aug 2005	86/12/31-04/12/31	1/26/2004	3,089,427 34	3,084,953 54	4,473 80
1,000,000 00	UNITED STATES TREAS NTS	1 625% 31 Oct 2005	86/12/31-04/12/31	1/16/2004	1,001,640 62	997,237 25	4,403 37
3,080,000 00	UNITED STATES TREAS NTS	1 625% 31 Oct 2005	86/12/31-04/12/31	2/13/2004	3,086,496 88	3,068,019 59	18,477 29
3,010,000 00	UNITED STATES TREAS NTS	1 625% 31 Oct 2005	86/12/31-04/12/31	2/17/2004	3,015,878 91	2,991,461 51	24,417 40
905,000 00	UNITED STATES TREAS NTS	1 625% 31 Oct 2005	86/12/31-04/12/31	2/18/2004	906,767 58	898,039 06	8,728 52
2,105,000 00	UNITED STATES TREAS NTS	1 625% 31 Oct 2005	86/12/31-04/12/31	2/19/2004	2,107,960 16	2,088,809 08	19,151 08
200,000 00	UNITED STATES TREAS NTS	2 625% 15 Nov 2006	86/12/31-04/12/31	1/7/2004	201,825 00	200,242 40	1,382 60
205,000 00	UNITED STATES TREAS NTS	2 625% 15 Nov 2006	86/12/31-04/12/31	1/14/2004	208,275 20	206,665 62	1,609 58
875,000 00	UNITED STATES TREAS NTS	2 625% 15 Nov 2006	86/12/31-04/12/31	1/16/2004	888,261 72	882,109 38	6,152 34
400,000 00	UNITED STATES TREAS NTS	2 625% 15 Nov 2006	86/12/31-04/12/31	2/4/2004	404,531 25	403,812 50	718 75
1,375,000 00	UNITED STATES TREAS NTS	2 625% 15 Nov 2006	86/12/31-04/12/31	2/4/2004	1,390,898 44	1,388,105 47	2,792 97
100,000 00	UNITED STATES TREAS NTS	4 25% 15 Nov 2013	86/12/31-04/12/31	1/6/2004	99,843 75	99,937 50	(93 75)
920,000 00	UNITED STATES TREAS NTS	4 25% 15 Nov 2013	86/12/31-04/12/31	1/9/2004	931,068 75	919,365 40	11,703 35
290,000 00	UNITED STATES TREAS NTS	4 25% 15 Nov 2013	86/12/31-04/12/31	1/21/2004	295,278 91	296,162 50	(883 59)
185,000 00	UNITED STATES TREAS NTS	4 25% 15 Nov 2013	86/12/31-04/12/31	1/22/2004	188,700 00	188,931 25	(231 25)
570,000 00	UNITED STATES TREAS NTS	4 25% 15 Nov 2013	86/12/31-04/12/31	1/26/2004	578,371 68	581,953 68	(3,581 80)
100,000 00	UNITED STATES TREAS NTS	4 25% 15 Nov 2013	86/12/31-04/12/31	1/26/2004	101,453 13	102,010 09	(556 96)
100,000 00	UNITED STATES TREAS NTS	4 25% 15 Nov 2013	86/12/31-04/12/31	2/2/2004	100,781 25	102,007 98	(1,226 73)
1,095,000 00	UNITED STATES TREAS NTS	4 25% 15 Nov 2013	86/12/31-04/12/31	2/19/2004	1,113,991 41	1,102,954 76	11,036 65
705,000 00	UNITED STATES TREAS NTS	4 25% 15 Nov 2013	86/12/31-04/12/31	2/25/2004	718,439 06	706,431 41	12,007 65
520,000 00	UNITED STATES TREAS NTS	4 25% 15 Nov 2013	86/12/31-04/12/31	2/26/2004	529,871 86	521,055 78	8,816 10
2,705,000 00	UNITED STATES TREAS NTS	1 875% 30 Nov 2005	86/12/31-04/12/31	3/24/2004	2,727,242 13	2,696,382 82	30,859 31
1,375,000 00	UNITED STATES TREAS NTS	3 25% 15 Jan 2009	86/12/31-04/12/31	1/14/2004	1,393,798 83	1,391,757 81	2,041 02
1,760,000 00	UNITED STATES TREAS NTS	3 25% 15 Jan 2009	86/12/31-04/12/31	1/16/2004	1,780,152 00	1,784,200 00	(4,048 00)
450,000 00	UNITED STATES TREAS NTS	2 25% 15 Feb 2007	86/12/31-04/12/31	2/23/2004	450,316 41	451,019 53	(703 12)
210,000 00	UNITED STATES TREAS NTS	2 25% 15 Feb 2007	86/12/31-04/12/31	3/8/2004	211,837 50	210,466 87	1,370 63
190,000 00	UNITED STATES TREAS NTS	2 25% 15 Feb 2007	86/12/31-04/12/31	3/9/2004	191,959 38	190,378 72	1,580 66
2,330,000 00	UNITED STATES TREAS NTS	2 25% 15 Feb 2007	86/12/31-04/12/31	3/9/2004	2,351,297 66	2,334,899 55	16,398 11
255,000 00	UNITED STATES TREAS NTS	2 25% 15 Feb 2007	86/12/31-04/12/31	3/15/2004	257,390 62	255,505 51	1,885 11
1,110,000 00	UNITED STATES TREAS NTS	2 25% 15 Feb 2007	86/12/31-04/12/31	4/6/2004	1,109,219 53	1,113,353 19	(4,133 66)
1,700,000 00	UNITED STATES TREAS NTS	2 25% 15 Feb 2007	86/12/31-04/12/31	5/7/2004	1,664,140 62	1,700,184 54	(36,043 92)
905,000 00	UNITED STATES TREAS NTS	2 25% 15 Feb 2007	86/12/31-04/12/31	6/3/2004	886 900 00	887,756 35	(856 35)
850,000 00	UNITED STATES TREAS NTS	2 25% 15 Feb 2007	86/12/31-04/12/31	6/3/2004	832,734 38	832,277 84	456 54
465,000 00	UNITED STATES TREAS NTS	2 25% 15 Feb 2007	86/12/31-04/12/31	6/4/2004	455,046 09	454,961 42	84 67
440,000 00	UNITED STATES TREAS NTS	2 25% 15 Feb 2007	86/12/31-04/12/31	6/4/2004	431,371 88	430,501 13	870 75
1,755,000 00	UNITED STATES TREAS NTS	2 25% 15 Feb 2007	86/12/31-04/12/31	5/28/2004	1,723,739 06	1,724,995 57	(1,256 51)
235,000 00	UNITED STATES TREAS NTS	0% 15 Feb 2009	86/12/31-04/12/31	2/18/2004	235,091 80	235,220 31	(128 51)
705,000 00	UNITED STATES TREAS NTS	0% 15 Feb 2009	86/12/31-04/12/31	2/25/2004	705,908 79	705,220 31	688 48
750,000 00	UNITED STATES TREAS NTS	3% 15 Feb 2009	86/12/31-04/12/31	3/11/2004	760,195 31	760,312 50	(117 19)
2,375,000 00	UNITED STATES TREAS NTS	3% 15 Feb 2009	86/12/31-04/12/31	3/24/2004	2,415,078 12	2,385,470 62	29,607 50
135,000 00	UNITED STATES TREAS NTS	4% 15 Feb 2014	86/12/31-04/12/31	2/18/2004	134,514 84	134,947 27	(432 43)
660,000 00	UNITED STATES TREAS NTS	4% 15 Feb 2014	86/12/31-04/12/31	2/19/2004	655 875 00	659,742 19	(3 867 19)
65,000 00	UNITED STATES TREAS NTS	4% 15 Feb 2014	86/12/31-04/12/31	2/25/2004	64,969 53	64,974 66	(5 13)
565,000 00	UNITED STATES TREAS NTS	4% 15 Feb 2014	86/12/31-04/12/31	2/26/2004	563,322 66	564,779 79	(1,457 13)
225,000 00	UNITED STATES TREAS NTS	4% 15 Feb 2014	86/12/31-04/12/31	3/4/2004	224,718 75	224,912 56	(193 81)
450,000 00	UNITED STATES TREAS NTS	4% 15 Feb 2014	86/12/31-04/12/31	3/8/2004	458,226 56	449,651 28	8,575 28
2,320,000 00	UNITED STATES TREAS NTS	4% 15 Feb 2014	86/12/31-04/12/31	3/9/2004	2,368,212 50	2,312,803 08	55,409 42
60,000 00	UNITED STATES TREAS NTS	4% 15 Feb 2014	86/12/31-04/12/31	3/15/2004	61,200 00	59,708 47	1,491 53
320,000 00	UNITED STATES TREAS NTS	4% 15 Feb 2014	86/12/31-04/12/31	3/23/2004	327,600 00	327,400 00	200 00
5,710,000 00	UNITED STATES TREAS NTS	4% 15 Feb 2014	86/12/31-04/12/31	4/19/2004	5,542,268 75	5,568,318 45	(26,049 70)
445,000 00	UNITED STATES TREAS NTS	4% 15 Feb 2014	86/12/31-04/12/31	4/21/2004	430,676 56	431,598 51	(921 95)
335,000 00	UNITED STATES TREAS NTS	4% 15 Feb 2014	86/12/31-04/12/31	4/28/2004	322,123 44	324,911 24	(2,787 80)
400,000 00	UNITED STATES TREAS NTS	4% 15 Feb 2014	86/12/31-04/12/31	4/28/2004	385,375 00	387,953 72	(2,578 72)
225,000 00	UNITED STATES TREAS NTS	4% 15 Feb 2014	86/12/31-04/12/31	5/6/2004	214,382 81	218,223 96	(3,841 15)
180,000 00	UNITED STATES TREAS NTS	4% 15 Feb 2014	86/12/31-04/12/31	5/6/2004	171,506 25	174,579 17	(3,072 92)
135,000 00	UNITED STATES TREAS NTS	4% 15 Feb 2014	86/12/31-04/12/31	5/6/2004	128,629 69	130,934 38	(2,304 69)
135,000 00	UNITED STATES TREAS NTS	4% 15 Feb 2014	86/12/31-04/12/31	5/6/2004	128,671 88	130,934 38	(2,262 50)
95,000 00	UNITED STATES TREAS NTS	4% 15 Feb 2014	86/12/31-04/12/31	5/6/2004	90,576 56	92,139 01	(1,562 45)
90,000 00	UNITED STATES TREAS NTS	4% 15 Feb 2014	86/12/31-04/12/31	5/6/2004	85,809 38	87,289 59	(1,480 21)
120,000 00	UNITED STATES TREAS NTS	4% 15 Feb 2014	86/12/31-04/12/31	5/7/2004	112,950 00	112,195 31	754 69
210,000 00	UNITED STATES TREAS NTS	4% 15 Feb 2014	86/12/31-04/12/31	5/7/2004	197,531 25	196,341 80	1,189 45
7,280,000 00	UNITED STATES TREAS NTS	4% 15 Feb 2014	86/12/31-04/12/31	5/10/2004	6,848,887 50	7,010,926 27	(162,040 77)
3,780,000 00	UNITED STATES TREAS NTS	4% 15 Feb 2014	86/12/31-04/12/31	5/10/2004	3,547,884 38	3,604,889 25	(57,004 87)
700,000 00	UNITED STATES TREAS NTS	4% 15 Feb 2014	86/12/31-04/12/31	5/10/2004	658,875 00	678,990 32	(20,115 32)
4,220,000 00	UNITED STATES TREAS NTS	4% 15 Feb 2014	86/12/31-04/12/31	5/10/2004	3,962,184 38	3,977,013 42	(14,829 04)
60,000 00	UNITED STATES TREAS NTS	4% 15 Feb 2014	86/12/31-04/12/31	5/13/2004	56,017 97	56,343 75	(325 78)
975,000 00	UNITED STATES TREAS NTS	4% 15 Feb 2014	86/12/31-04/12/31	5/14/2004	912,386 72	915,575 00	(3,188 28)
400,000 00	UNITED STATES TREAS NTS	4% 15 Feb 2014	86/12/31-04/12/31	5/14/2004	373,906 25	375,102 15	(1,195 90)
1,175,000 00	UNITED STATES TREAS NTS	4% 15 Feb 2014	86/12/31-04/12/31	5/11/2004	1,102,168 40	1,103,031 25	(864 85)
740,000 00	UNITED STATES TREAS NTS	4% 15 Feb 2014	86/12/31-04/12/31	5/20/2004	700,225 00	699,666 78	558 22
740,000 00	UNITED STATES TREAS NTS	4% 15 Feb 2014	86/12/31-04/12/31	5/27/2004	706,700 00	706,144 67	555 33
740,000 00	UNITED STATES TREAS NTS	4% 15 Feb 2014	86/12/31-04/12/31	6/3/2004	700,225 00	699,461 06	763 94
740,000 00	UNITED STATES TREAS NTS	4% 15 Feb 2014	86/12/31-04/12/31	6/10/2004	694,617 19	692,217 23	2,399 96
420,000 00	UNITED STATES TREAS NTS	1 625% 28 Feb 2006	86/12/31-04/12/31	3/25/2004	421,197 66	421,191 21	6 45
400,000 00	UNITED STATES TREAS NTS	2 625% 15 Mar 2009	86/12/31-04/12/31	3/15/2004	398,093 75	398,375 00	(281 25)
225,000 00	UNITED STATES TREAS NTS	2 625% 15 Mar 2009	86/12/31-04/12/31	3/17/2004	224,648 44	224,085 94	562 50
1,240,000 00	UNITED STATES TREAS NTS	2 625% 15 Mar 2009	86/12/31-04/12/31	3/26/2004	1,230,700 00	1,238,515 62	(7,815 62)
1,005,000 00	UNITED STATES TREAS NTS	2 625% 15 Mar 2009	86/12/31-04/12/31	3/29/2004	995,028 52	1,003,747 09	(8,718 57)
1,710,000 00	UNITED STATES TREAS NTS	0 5% 10 May 2004	86/12/31-04/12/31	4/1/2004	1,695,037 50	1,706,283 07	(11,245 57)
615,000 00	UNITED STATES TREAS NTS	0 5% 10 May 2004	86/12/31-04/12/31	4/21/2004	591,913 48	611,637 07	(19,723 59)
1,815,000 00	UNITED STATES TREAS NTS	2 625% 15 Mar 2009	86/12/31-04/12/31	5/14/2004	1,712,622 66	1,785,191 76	(72,569 10)
3,320,000 00	UNITED STATES TREAS NTS	1 5% 31 Mar 2006	86/12/31-04/12/31	4/1/2004	3,311,700 00	3,317,158 62	(5,458 62)
9,140,000 00	UNITED STATES TREAS NTS	1 5% 31 Mar 2006	86/12/31-04/12/31	4/6/2004	9,077,162 50	9,119,546 78	(42,384 28)
3,045,000 00	UNITED STATES TREAS NTS	1 5% 31 Mar 2006	86/12/31-04/12/31	4/13/2004	3,017,880 47	3,024,821 91	(6,941 44)

THE ROCKEFELLER FOUNDATION
EMPLOYEE ID NO 13-1659629
GAIN AND LOSSES FOR TAX ON INVESTMENT INCOME
FORM 990 PF 2004, PART IV

Shares/Par Value	Security Name	Security Description	Date Bought	Date Sold	Proceeds	Cost	Realized
9,415,000 00	UNITED STATES TREAS NTS	1 5% 31 Mar 2006	86/12/31-04/12/31	4/19/2004	9,320,850 00	9,342,653 98	(21,803 98)
3,045,000 00	UNITED STATES TREAS NTS	1 5% 31 Mar 2006	86/12/31-04/12/31	4/13/2004	3,017,708 15	3,023,171 25	(5,463 10)
1,555,000 00	UNITED STATES TREAS NTS	1 5% 31 Mar 2006	86/12/31-04/12/31	5/13/2004	1,525,054 10	1,539,510 86	(14,456 76)
3,965,000 00	UNITED STATES TREAS NTS	1 5% 31 Mar 2006	86/12/31-04/12/31	8/6/2004	3,919,774 22	3,930,429 80	(10,655 58)
3,895,000 00	UNITED STATES TREAS NTS	1 5% 31 Mar 2006	86/12/31-04/12/31	4/30/2004	3,840,378 71	3,855,201 55	(14,822 84)
440,000 00	UNITED STATES TREAS NTS	3 125% 15 Apr 2009	86/12/31-04/12/31	4/13/2004	435,050 00	439,034 38	(3,984 38)
1,400,000 00	UNITED STATES TREAS NTS	3 125% 15 Apr 2009	86/12/31-04/12/31	4/16/2004	1,383,046 88	1,395,740 23	(12,693 35)
6,880,000 00	UNITED STATES TREAS NTS	3 125% 15 Apr 2009	86/12/31-04/12/31	4/19/2004	6,791,850 00	6,803,373 14	(11,523 14)
735,000 00	UNITED STATES TREAS NTS	3 125% 15 Apr 2009	86/12/31-04/12/31	5/7/2004	708,356 25	725,293 28	(16,937 03)
655,000 00	UNITED STATES TREAS NTS	3 125% 15 Apr 2009	86/12/31-04/12/31	5/7/2004	632,126 17	646,291 80	(14,165 63)
650,000 00	UNITED STATES TREAS NTS	3 125% 15 Apr 2009	86/12/31-04/12/31	5/7/2004	627,656 25	641,358 28	(13,702 03)
2,295,000 00	UNITED STATES TREAS NTS	3 125% 15 Apr 2009	86/12/31-04/12/31	5/10/2004	2,212,164 84	2,262,945 45	(50,780 61)
1,345,000 00	UNITED STATES TREAS NTS	3 125% 15 Apr 2009	86/12/31-04/12/31	5/10/2004	1,296,874 22	1,327,246 54	(30,372 32)
180,000 00	UNITED STATES TREAS NTS	3 125% 15 Apr 2009	86/12/31-04/12/31	5/10/2004	173,475 00	177,624 07	(4,149 07)
105,000 00	UNITED STATES TREAS NTS	3 125% 15 Apr 2009	86/12/31-04/12/31	5/10/2004	101,259 38	103,614 04	(2,354 66)
2,500,000 00	UNITED STATES TREAS NTS	3 125% 15 Apr 2009	86/12/31-04/12/31	5/12/2004	2,411,523 44	2,451,692 98	(40,169 54)
1,095,000 00	UNITED STATES TREAS NTS	3 125% 15 Apr 2009	86/12/31-04/12/31	5/13/2004	1,055,776 76	1,060,181 99	(4,405 23)
1,220,000 00	UNITED STATES TREAS NTS	2 25% 30 Apr 2006	86/12/31-04/12/31	5/11/2004	1,212,184 38	1,218,475 00	(6,290 62)
9,830,000 00	UNITED STATES TREAS NTS	2 25% 30 Apr 2006	86/12/31-04/12/31	5/18/2004	9,777,778 12	9,784,311 61	(6,533 49)
3,755,000 00	UNITED STATES TREAS NTS	2 25% 30 Apr 2006	86/12/31-04/12/31	5/27/2004	3,745,612 50	3,744,370 20	1,242 30
3,415,000 00	UNITED STATES TREAS NTS	2 25% 30 Apr 2006	86/12/31-04/12/31	5/27/2004	3,402,727 34	3,394,125 04	8,602 30
2,660,000 00	UNITED STATES TREAS NTS	2 25% 30 Apr 2006	86/12/31-04/12/31	5/27/2004	2,652,103 12	2,641,482 42	10,620 70
160,000 00	UNITED STATES TREAS NTS	2 25% 30 Apr 2006	86/12/31-04/12/31	7/16/2004	159,481 25	158,984 59	496 66
3,595,000 00	UNITED STATES TREAS NTS	2 25% 30 Apr 2006	86/12/31-04/12/31	8/6/2004	3,592,893 55	3,572,656 67	20,236 88
475,000 00	UNITED STATES TREAS NTS	3 125% 15 May 2007	86/12/31-04/12/31	6/23/2004	473,849 61	474,718 75	(869 14)
1,655,000 00	UNITED STATES TREAS NTS	3 125% 15 May 2007	86/12/31-04/12/31	7/6/2004	1,663,404 30	1,651,231 11	12,173 19
1,495,000 00	UNITED STATES TREAS NTS	3 125% 15 May 2007	86/12/31-04/12/31	7/29/2004	1,496,401 56	1,494,956 69	1,444 87
270,000 00	UNITED STATES TREAS NTS	3 125% 15 May 2007	86/12/31-04/12/31	8/3/2004	271,033 59	269,895 84	1,137 75
140,000 00	UNITED STATES TREAS NTS	3 125% 15 May 2007	86/12/31-04/12/31	8/6/2004	141,476 56	139,946 24	1,530 32
675,000 00	UNITED STATES TREAS NTS	3 125% 15 May 2007	86/12/31-04/12/31	8/6/2004	682,013 67	674,740 84	7,272 83
945,000 00	US TREAS NTS	3 875% 15 May 2009	86/12/31-04/12/31	5/13/2004	939,315 23	941,456 25	(2,141 02)
105,000 00	US TREAS NTS	3 875% 15 May 2009	86/12/31-04/12/31	5/13/2004	104,384 77	104,606 25	(221 48)
510,000 00	US TREAS NTS	3 875% 15 May 2009	86/12/31-04/12/31	5/19/2004	509,123 44	511,394 53	(2,271 09)
340,000 00	US TREAS NTS	3 875% 15 May 2009	86/12/31-04/12/31	5/19/2004	339,150 00	340,929 69	(1,779 69)
325,000 00	US TREAS NTS	3 875% 15 May 2009	86/12/31-04/12/31	5/20/2004	325,050 78	325,888 67	(837 89)
260,000 00	US TREAS NTS	3 875% 15 May 2009	86/12/31-04/12/31	5/20/2004	260,101 56	259,026 57	1,074 99
210,000 00	US TREAS NTS	3 875% 15 May 2009	86/12/31-04/12/31	5/26/2004	210,754 69	209,994 53	760 16
1,675,000 00	US TREAS NTS	3 875% 15 May 2009	86/12/31-04/12/31	6/7/2004	1,668,980 47	1,666,845 29	2,135 18
130,000 00	US TREAS NTS	3 875% 15 May 2009	86/12/31-04/12/31	6/9/2004	129,228 12	129,563 28	(335 16)
265,000 00	US TREAS NTS	3 875% 15 May 2009	86/12/31-04/12/31	6/9/2004	263,675 00	263,984 77	(309 77)
515,000 00	US TREAS NTS	3 875% 15 May 2009	86/12/31-04/12/31	6/10/2004	512,264 06	512,666 41	(402 35)
2,185,000 00	US TREAS NTS	3 875% 15 May 2009	86/12/31-04/12/31	6/10/2004	2,174,587 11	2,174,254 44	332 67
840,000 00	US TREAS NTS	3 875% 15 May 2009	86/12/31-04/12/31	6/16/2004	838,096 88	833,797 74	4,299 14
1,580,000 00	UNITED STATES TREAS NTS	4 75% 15 May 2014	86/12/31-04/12/31	5/18/2004	1,581,234 38	1,576,733 68	4,500 70
650,000 00	UNITED STATES TREAS NTS	4 75% 15 May 2014	86/12/31-04/12/31	5/26/2004	652,437 50	646,765 38	5,672 12
160,000 00	UNITED STATES TREAS NTS	4 75% 15 May 2014	86/12/31-04/12/31	5/27/2004	161,825 00	161,060 50	764 50
1,000,000 00	UNITED STATES TREAS NTS	4 75% 15 May 2014	86/12/31-04/12/31	6/15/2004	998,437 50	996,059 36	2,378 14
735,000 00	UNITED STATES TREAS NTS	4 75% 15 May 2014	86/12/31-04/12/31	6/17/2004	738,817 59	729,587 08	9,230 51
1,570,000 00	UNITED STATES TREAS NTS	4 75% 15 May 2014	86/12/31-04/12/31	6/22/2004	1,575,887 50	1,576,562 11	(674 61)
930,000 00	UNITED STATES TREAS NTS	4 75% 15 May 2014	86/12/31-04/12/31	6/24/2004	938,500 78	933,392 97	5,107 81
410,000 00	UNITED STATES TREAS NTS	4 75% 15 May 2014	86/12/31-04/12/31	6/25/2004	412,882 81	412,495 31	387 50
515,000 00	UNITED STATES TREAS NTS	4 75% 15 May 2014	86/12/31-04/12/31	6/29/2004	516,689 84	515,482 81	1,207 03
400,000 00	UNITED STATES TREAS NTS	4 75% 15 May 2014	86/12/31-04/12/31	7/1/2004	404,062 50	405,312 50	(1,250 00)
300,000 00	UNITED STATES TREAS NTS	4 75% 15 May 2014	86/12/31-04/12/31	7/1/2004	303,468 75	302,988 28	480 47
1,850,000 00	UNITED STATES TREAS NTS	4 75% 15 May 2014	86/12/31-04/12/31	7/2/2004	1,896,177 73	1,894,937 50	1,240 23
3,540,000 00	UNITED STATES TREAS NTS	4 75% 15 May 2014	86/12/31-04/12/31	7/13/2004	3,614,118 75	3,625,499 24	(11,380 49)
685,000 00	UNITED STATES TREAS NTS	4 75% 15 May 2014	86/12/31-04/12/31	7/15/2004	699,342 19	699,449 22	(107 03)
1,300,000 00	UNITED STATES TREAS NTS	4 75% 15 May 2014	86/12/31-04/12/31	7/14/2004	1,326,761 72	1,326,517 21	244 51
2,165,000 00	UNITED STATES TREAS NTS	4 75% 15 May 2014	86/12/31-04/12/31	7/15/2004	2,208,636 28	2,209,495 93	(857 65)
745,000 00	UNITED STATES TREAS NTS	4 75% 15 May 2014	86/12/31-04/12/31	7/16/2004	765,603 91	767,757 42	(2,153 51)
330,000 00	UNITED STATES TREAS NTS	4 75% 15 May 2014	86/12/31-04/12/31	7/16/2004	339,900 00	339,818 94	81 06
85,000 00	UNITED STATES TREAS NTS	4 75% 15 May 2014	86/12/31-04/12/31	7/15/2004	86,693 36	86,792 97	(99 61)
10,000 00	UNITED STATES TREAS NTS	4 75% 15 May 2014	86/12/31-04/12/31	7/19/2004	10,308 20	10,296 75	11 45
175,000 00	UNITED STATES TREAS NTS	4 75% 15 May 2014	86/12/31-04/12/31	7/19/2004	180,468 75	180,145 84	322 91
350,000 00	UNITED STATES TREAS NTS	4 75% 15 May 2014	86/12/31-04/12/31	7/21/2004	356,753 91	360,226 56	(3,472 65)
410,000 00	UNITED STATES TREAS NTS	4 75% 15 May 2014	86/12/31-04/12/31	7/21/2004	417,815 62	419,696 87	(1,881 25)
370,000 00	UNITED STATES TREAS NTS	4 75% 15 May 2014	86/12/31-04/12/31	7/22/2004	378,498 44	377,560 70	937 74
610,000 00	UNITED STATES TREAS NTS	4 75% 15 May 2014	86/12/31-04/12/31	7/23/2004	625,035 55	623,618 93	1,416 62
445,000 00	UNITED STATES TREAS NTS	4 75% 15 May 2014	86/12/31-04/12/31	7/29/2004	451,327 34	450,991 23	336 11
70,000 00	UNITED STATES TREAS NTS	4 75% 15 May 2014	86/12/31-04/12/31	8/10/2004	72,772 66	72,646 88	125 78
185,000 00	UNITED STATES TREAS NTS	4 75% 15 May 2014	86/12/31-04/12/31	8/10/2004	191,568 95	191,995 31	(426 36)
585,000 00	UNITED STATES TREAS NTS	4 75% 15 May 2014	86/12/31-04/12/31	8/13/2004	610,182 42	607,689 07	2,493 35
1,140,000 00	UNITED STATES TREAS NTS	4 75% 15 May 2014	86/12/31-04/12/31	8/13/2004	1,189,073 44	1,172,473 44	16,600 00
3,420,000 00	UNITED STATES TREAS NTS	4 75% 15 May 2014	86/12/31-04/12/31	8/13/2004	3,571,228 12	3,487,917 16	83,310 96
690,000 00	UNITED STATES TREAS NTS	4 75% 15 May 2014	86/12/31-04/12/31	8/17/2004	719,019 53	720,307 52	(1,287 99)
240,000 00	UNITED STATES TREAS NTS	4 75% 15 May 2014	86/12/31-04/12/31	8/17/2004	250,246 88	250,541 75	(294 87)
690,000 00	UNITED STATES TREAS NTS	4 75% 15 May 2014	86/12/31-04/12/31	8/17/2004	719,686 40	720,307 52	(621 12)
240,000 00	UNITED STATES TREAS NTS	4 75% 15 May 2014	86/12/31-04/12/31	8/17/2004	250,325 70	250,541 74	(216 04)
1,525,000 00	UNITED STATES TREAS NTS	4 75% 15 May 2014	86/12/31-04/12/31	8/23/2004	1,581,949 22	1,591,984 00	(10,034 78)
275,000 00	UNITED STATES TREAS NTS	4 75% 15 May 2014	86/12/31-04/12/31	8/25/2004	285,712 08	286,887 34	(1,175 26)
1,165,000 00	UNITED STATES TREAS NTS	4 75% 15 May 2014	86/12/31-04/12/31	8/26/2004	1,213,238 28	1,212,104 88	1,133 40
625,000 00	UNITED STATES TREAS NTS	2 5% 31 May 2006	86/12/31-04/12/31	6/1/2004	624,340 82	624,910 99	(570 17)
175,000 00	UNITED STATES TREAS NTS	2 5% 31 May 2006	86/12/31-04/12/31	6/8/2004	174,289 06	174,975 08	(686 02)
12,765,000 00	UNITED STATES TREAS NTS	2 5% 31 May 2006	86/12/31-04/12/31	6/17/2004	12,701,175 00	12,723,504 66	(22,329 66)
680,000 00	UNITED STATES TREAS NTS	2 5% 31 May 2006	86/12/31-04/12/31	6/23/2004	676,891 31	676,405 99	485 32

THE ROCKEFELLER FOUNDATION
EMPLOYEE ID NO 13-1659629
GAIN AND LOSSES FOR TAX ON INVESTMENT INCOME
FORM 990 PF 2004, PART IV

Shares/Par Value	Security Name	Security Description	Date Bought	Date Sold	Proceeds	Cost	Realized
1,070,000 00	UNITED STATES TREAS NTS	2 5% 31 May 2006	86/12/31-04/12/31	6/23/2004	1,065,109 03	1,064,344 72	764 31
11,015,000 00	UNITED STATES TREAS NTS	2 5% 31 May 2006	86/12/31-04/12/31	6/23/2004	10,966,809 38	10,947,559 66	19,249 72
11,015,000 00	UNITED STATES TREAS NTS	2 5% 31 May 2006	86/12/31-04/12/31	6/24/2004	10,973,693 75	10,972,151 10	1,542 65
11,015,000 00	UNITED STATES TREAS NTS	2 5% 31 May 2006	86/12/31-04/12/31	6/25/2004	10,973,693 75	10,973,216 25	477 50
7,115,000 00	UNITED STATES TREAS NTS	2 5% 31 May 2006	86/12/31-04/12/31	7/2/2004	7,113,054 49	7,084,007 54	29,046 95
3,885,000 00	UNITED STATES TREAS NTS	2 5% 31 May 2006	86/12/31-04/12/31	7/12/2004	3,886,062 30	3,868 245 26	17,817 04
15,000 00	UNITED STATES TREAS NTS	2 5% 31 May 2006	86/12/31-04/12/31	7/9/2004	15,002 93	14 935 40	67 53
5,850,000 00	UNITED STATES TREAS NTS	2 5% 31 May 2006	86/12/31-04/12/31	5/28/2004	5,850 000 00	5,851,600 00	(1,600 00)
140,000 00	UNITED STATES TREAS NTS	4% 15 Jun 2009	86/12/31-04/12/31	6/14/2004	139,360 16	139,600 78	(240 62)
190,000 00	UNITED STATES TREAS NTS	4% 15 Jun 2009	86/12/31-04/12/31	6/16/2004	190,356 25	189,346 87	1,009 38
130,000 00	UNITED STATES TREAS NTS	4% 15 Jun 2009	86/12/31-04/12/31	6/17/2004	130,000 00	130,182 81	(182 81)
980,000 00	UNITED STATES TREAS NTS	4% 15 Jun 2009	86/12/31-04/12/31	6/28/2004	984,785 16	983,895 12	890 04
1,245,000 00	UNITED STATES TREAS NTS	2 75% 30 Jun 2006	86/12/31-04/12/31	7/2/2004	1,246,848 05	1,243 680 30	3,167 75
450,000 00	UNITED STATES TREAS NTS	2 75% 30 Jun 2006	86/12/31-04/12/31	7/12/2004	452,003 91	449,523 00	2,480 91
195,000 00	UNITED STATES TREAS NTS	2 75% 30 Jun 2006	86/12/31-04/12/31	8/6/2004	196,401 56	195,530 67	870 89
1,060,000 00	UNITED STATES TRAS NTS	3 625% 15 Jul 2009	86/12/31-04/12/31	7/19/2004	1 063,146 88	1,062,361 72	785 16
150,000 00	UNITED STATES TRAS NTS	3 625% 15 Jul 2009	86/12/31-04/12/31	7/16/2004	150,345 70	149,648 44	697 26
750,000 00	UNITED STATES TRAS NTS	3 625% 15 Jul 2009	86/12/31-04/12/31	8/10/2004	757,089 84	757,500 00	(410 16)
585,000.00	UNITED STATES TRAS NTS	3 625% 15 Jul 2009	86/12/31-04/12/31	8/12/2004	588,861 91	590,808 98	(1,947 07)
1,449 00	UNITED STATES TREAS NTS	2% 15 Jul 2014	86/12/31-04/12/31	9/30/2004	-	1,475 19	(1,475 19)
452,902 50	UNITED STATES TREAS NTS	2% 15 Jul 2014	86/12/31-04/12/31	11/18/2004	466,524 96	460,992 74	5,532 22
438,205 95	UNITED STATES TREAS NTS	2% 15 Jul 2014	86/12/31-04/12/31	11/29/2004	449,914 27	443,162 38	6,751 89
105,800 10	UNITED STATES TREAS NTS	2% 15 Jul 2014	86/12/31-04/12/31	12/1/2004	107,899 57	106,796 78	1,102 79
196,485 90	UNITED STATES TREAS NTS	2% 15 Jul 2014	86/12/31-04/12/31	12/1/2004	200,607 39	193,645 05	6,962 34
166,227 60	UNITED STATES TREAS NTS	2% 15 Jul 2014	86/12/31-04/12/31	11/30/2004	170,253 42	167,793 93	2,459 49
3,800,000 00	UNITED STATES TREAS NTS	2 75% 31 Jul 2006	86/12/31-04/12/31	8/6/2004	3,828,500 00	3,794,338 00	34,162 00
155,000 00	UNITED STATES TREAS NTS	2 75% 15 Aug 2007	86/12/31-04/12/31	9/21/2004	154,957 62	154,467 19	490 43
1,400,000 00	UNITED STATES TREAS NTS	3 5% 15 Aug 2009	86/12/31-04/12/31	8/16/2004	1,401,421 88	1,401,750 00	(328 12)
2,275,000 00	UNITED STATES TREAS NTS	3 5% 15 Aug 2009	86/12/31-04/12/31	8/23/2004	2,279,176 76	2,272,884 50	6,292 26
20,000 00	UNITED STATES TREAS NTS	3 5% 15 Aug 2009	86/12/31-04/12/31	8/25/2004	20,050 00	20,006 25	43 75
345,000 00	UNITED STATES TREAS NTS	3 5% 15 Aug 2009	86/12/31-04/12/31	8/26/2004	346,239 84	345,700 78	539 06
200,000 00	UNITED STATES TREAS NTS	3 5% 15 Aug 2009	86/12/31-04/12/31	9/3/2004	199,953 12	200,242 19	(289 07)
100,000 00	UNITED STATES TREAS NTS	3 5% 15 Aug 2009	86/12/31-04/12/31	9/9/2004	100,449 22	100,062 50	386 72
45,000 00	UNITED STATES TREAS NTS	3 5% 15 Aug 2009	86/12/31-04/12/31	9/21/2004	45,451 76	45,028 12	423 64
60,000 00	UNITED STATES TREAS NTS	4 25% 15 Aug 2014	86/12/31-04/12/31	8/18/2004	60,431 25	60,007 65	423 60
355,000 00	UNITED STATES TREAS NTS	4 25% 15 Aug 2014	86/12/31-04/12/31	8/18/2004	357,530 57	354,744 59	2,785 98
740,000 00	UNITED STATES TREAS NTS	4 25% 15 Aug 2014	86/12/31-04/12/31	8/26/2004	739,884 38	741,596 87	(1,712 49)
850,000 00	UNITED STATES TREAS NTS	4 25% 15 Aug 2014	86/12/31-04/12/31	8/26/2004	850,000 00	851,320 24	(1,320 24)
30,000 00	UNITED STATES TREAS NTS	4 25% 15 Aug 2014	86/12/31-04/12/31	9/1/2004	30,389 06	29,951 58	437 48
4,175,000 00	UNITED STATES TREAS NTS	4 25% 15 Aug 2014	86/12/31-04/12/31	9/3/2004	4,160,648 44	4,185,921 87	(25,273 43)
110,000 00	UNITED STATES TREAS NTS	4 25% 15 Aug 2014	86/12/31-04/12/31	9/8/2004	110,103 12	110,275 00	(171 88)
650,000 00	UNITED STATES TREAS NTS	4 25% 15 Aug 2014	86/12/31-04/12/31	9/8/2004	648,984 38	648,382 61	601 77
1,595,000 00	UNITED STATES TREAS NTS	4 25% 15 Aug 2014	86/12/31-04/12/31	9/8/2004	1,592,507 81	1,591,580 90	926 91
2,210,000 00	UNITED STATES TREAS NTS	4 25% 15 Aug 2014	86/12/31-04/12/31	9/8/2004	2,210,345 31	2,200,852 68	9,492 63
2,785,000 00	UNITED STATES TREAS NTS	4 25% 15 Aug 2014	86/12/31-04/12/31	9/8/2004	2,790,402 93	2,791,687 50	(1,284 57)
1,315,000 00	UNITED STATES TREAS NTS	4 25% 15 Aug 2014	86/12/31-04/12/31	9/8/2004	1,312,003 36	1,309,557 13	2,446 23
75,000 00	UNITED STATES TREAS NTS	4 25% 15 Aug 2014	86/12/31-04/12/31	9/9/2004	75,298 83	75,000 00	298 83
1,265,000 00	UNITED STATES TREAS NTS	4 25% 15 Aug 2014	86/12/31-04/12/31	9/16/2004	1,283,975 00	1,275,296 87	8,678 13
450,000 00	UNITED STATES TREAS NTS	4 25% 15 Aug 2014	86/12/31-04/12/31	9/17/2004	456,046 88	453,656 25	2,390 63
1,170,000 00	UNITED STATES TREAS NTS	4 25% 15 Aug 2014	86/12/31-04/12/31	9/17/2004	1,182,431 25	1,179,463 29	2,967 96
1,170,000 00	UNITED STATES TREAS NTS	4 25% 15 Aug 2014	86/12/31-04/12/31	9/20/2004	1,188,281 25	1,188,177 61	103 64
1,380,000 00	UNITED STATES TREAS NTS	4 25% 15 Aug 2014	86/12/31-04/12/31	9/21/2004	1,403,287 50	1,403,161 40	126 10
140,000 00	UNITED STATES TREAS NTS	4 25% 15 Aug 2014	86/12/31-04/12/31	9/21/2004	142,329 69	142,033 21	296 48
1,240,000 00	UNITED STATES TREAS NTS	4 25% 15 Aug 2014	86/12/31-04/12/31	9/22/2004	1,266,350 00	1,266,231 53	118 47
1,070,000 00	UNITED STATES TREAS NTS	4 25% 15 Aug 2014	86/12/31-04/12/31	9/23/2004	1,089,895 31	1,089,650 05	245 26
170,000 00	UNITED STATES TREAS NTS	4 25% 15 Aug 2014	86/12/31-04/12/31	9/23/2004	173,426 56	172,066 74	1,359 82
1,070,000 00	UNITED STATES TREAS NTS	4 25% 15 Aug 2014	86/12/31-04/12/31	9/24/2004	1,089,059 38	1,088,978 37	81 01
1,720,000 00	UNITED STATES TREAS NTS	4 25% 15 Aug 2014	86/12/31-04/12/31	9/27/2004	1,754,400 00	1,754,269 93	130 07
2,595,000 00	UNITED STATES TREAS NTS	4 25% 15 Aug 2014	86/12/31-04/12/31	10/1/2004	2,607,975 00	2,616,560 46	(8,585 46)
2,595,000 00	UNITED STATES TREAS NTS	4 25% 15 Aug 2014	86/12/31-04/12/31	10/4/2004	2,611,218 75	2,610,973 78	244 97
400,000 00	UNITED STATES TREAS NTS	4 25% 15 Aug 2014	86/12/31-04/12/31	10/5/2004	402,375 00	401,967 06	407 94
2,195,000 00	UNITED STATES TREAS NTS	4 25% 15 Aug 2014	86/12/31-04/12/31	10/5/2004	2,209,747 66	2,205,794 22	3,953 44
400,000 00	UNITED STATES TREAS NTS	4 25% 15 Aug 2014	86/12/31-04/12/31	10/6/2004	400,875 00	402,336 11	(1,461 11)
455,000 00	UNITED STATES TREAS NTS	4 25% 15 Aug 2014	86/12/31-04/12/31	10/7/2004	455,142 19	455,940 33	(798 14)
455,000 00	UNITED STATES TREAS NTS	4 25% 15 Aug 2014	86/12/31-04/12/31	10/8/2004	459,407 81	454,962 53	4,445 28
385,000 00	UNITED STATES TREAS NTS	4 25% 15 Aug 2014	86/12/31-04/12/31	10/21/2004	392,820 31	393,264 81	(444 50)
290,000 00	UNITED STATES TREAS NTS	4 25% 15 Aug 2014	86/12/31-04/12/31	10/21/2004	296,525 00	296,751 56	(226 56)
625,000 00	UNITED STATES TREAS NTS	4 25% 15 Aug 2014	86/12/31-04/12/31	10/21/2004	638 964 84	639,160 73	(195 89)
385,000 00	UNITED STATES TREAS NTS	4 25% 15 Aug 2014	86/12/31-04/12/31	10/22/2004	393,542 19	393,510 40	31 79
1,090,000 00	UNITED STATES TREAS NTS	4 25% 15 Aug 2014	86/12/31-04/12/31	10/25/2004	1,114,865 62	1,115,495 88	(630 26)
1,090,000 00	UNITED STATES TREAS NTS	4 25% 15 Aug 2014	86/12/31-04/12/31	10/26/2004	1,112,821 88	1,114,054 66	(1,232 78)
1,090,000 00	UNITED STATES TREAS NTS	4 25% 15 Aug 2014	86/12/31-04/12/31	10/27/2004	1,104,306 25	1,112,420 75	(8,114 50)
165,000 00	UNITED STATES TREAS NTS	4 25% 15 Aug 2014	86/12/31-04/12/31	10/27/2004	167,152 73	167,151 25	1 48
925,000 00	UNITED STATES TREAS NTS	4 25% 15 Aug 2014	86/12/31-04/12/31	10/28/2004	938,296 88	938,074 97	221 91
925,000 00	UNITED STATES TREAS NTS	4 25% 15 Aug 2014	86/12/31-04/12/31	11/1/2004	936,851 56	937,060 05	(208 49)
110,000 00	UNITED STATES TREAS NTS	4 25% 15 Aug 2014	86/12/31-04/12/31	11/2/2004	111,615 62	111,606 52	9 10
815,000 00	UNITED STATES TREAS NTS	4.25% 15 Aug 2014	86/12/31-04/12/31	11/2/2004	825,569 53	825,375 83	193 70
110,000 00	UNITED STATES TREAS NTS	4 25% 15 Aug 2014	86/12/31-04/12/31	11/3/2004	111,546 88	111,538 08	8 80
865,000 00	UNITED STATES TREAS NTS	4 25% 15 Aug 2014	86/12/31-04/12/31	11/4/2004	877,434 38	877,622 66	(188 28)
170,000 00	UNITED STATES TREAS NTS	4 25% 15 Aug 2014	86/12/31-04/12/31	11/5/2004	170,783 59	172,234 79	(1,451 20)
500,000 00	UNITED STATES TREAS NTS	4 25% 15 Aug 2014	86/12/31-04/12/31	11/10/2004	500,000 00	500,054 69	(54 69)
500,000 00	UNITED STATES TREAS NTS	4 25% 15 Aug 2014	86/12/31-04/12/31	11/12/2004	502,304 69	499,794 28	2,510 41
725,000 00	UNITED STATES TREAS NTS	4 25% 15 Aug 2014	86/12/31-04/12/31	8/31/2004	732,476 56	723,829 70	8,646 86
1,095,000 00	UNITED STATES TREAS NTS	4 25% 15 Aug 2014	86/12/31-04/12/31	8/31/2004	1,106,976 56	1,093,232 44	13,744 12
1,750,000 00	UNITED STATES TREAS NTS	4 25% 15 Aug 2014	86/12/31-04/12/31	9/30/2004	1,767,500 00	1,773,491 69	(5,991 69)

THE ROCKEFELLER FOUNDATION
EMPLOYEE ID NO 13-1659629
GAIN AND LOSSES FOR TAX ON INVESTMENT INCOME
FORM 990 PF 2004, PART IV

Shares/Par Value	Security Name	Security Description	Date Bought	Date Sold	Proceeds	Cost	Realized
365,000 00	UNITED STATES TREAS NTS	4 25% 15 Aug 2014	86/12/31-04/12/31	9/30/2004	368,193 75	373,098 44	(4,904 69)
255,000 00	UNITED STATES TREAS NTS	4 25% 15 Aug 2014	86/12/31-04/12/31	9/30/2004	257,211 33	260,657 81	(3,446 48)
925,000 00	UNITED STATES TREAS NTS	4 25% 15 Aug 2014	86/12/31-04/12/31	10/29/2004	941,476 56	941,400 07	76 49
2,150,000 00	UNITED STATES TREAS NTS	2 375% 31 Aug 2006	86/12/31-04/12/31	9/8/2004	2,145,968 75	2,148,152 34	(2,183 59)
4,120,000 00	UNITED STATES TREAS NTS	2 375% 31 Aug 2006	86/12/31-04/12/31	9/9/2004	4,110,987 50	4,113,981 98	(2,994 48)
4,730,000 00	UNITED STATES TREAS NTS	2 375% 31 Aug 2006	86/12/31-04/12/31	9/14/2004	4,724,087 50	4,720,018 04	4,069 46
900,000 00	UNITED STATES TREAS NTS	2 375% 31 Aug 2006	86/12/31-04/12/31	9/23/2004	899,085 94	897,936 48	1,149 46
3,000,000 00	UNITED STATES TREAS NTS	2 5% 31 Aug 2006	86/12/31-04/12/31	10/12/2004	2,992,148 44	2,992,888 28	(739 84)
1,450,000 00	UNITED STATES TREAS NTS	2 5% 31 Aug 2006	86/12/31-04/12/31	10/15/2004	1,447,281 25	1,447,158 41	122 84
1,450,000 00	UNITED STATES TREAS NTS	2 5% 31 Aug 2006	86/12/31-04/12/31	10/26/2004	1,447,281 25	1,447,254 72	26 53
800,000 00	UNITED STATES TREAS NTS	2 375% 31 Aug 2006	86/12/31-04/12/31	11/3/2004	797,906 25	798,119 22	(212 97)
650,000 00	UNITED STATES TREAS NTS	2 375% 31 Aug 2006	86/12/31-04/12/31	11/12/2004	645,531 25	647,519 38	(1,988 13)
2,700,000 00	UNITED STATES TREAS NTS	3 375% 15 Sep 2009	86/12/31-04/12/31	10/4/2004	2,694,093 75	2,694,515 62	(421 87)
2,700,000 00	UNITED STATES TREAS NTS	3'375% 15 Sep 2009	86/12/31-04/12/31	10/5/2004	2,693,250 00	2,693,812 00	(562 00)
2,060,000 00	UNITED STATES TREAS NTS	3 375% 15 Sep 2009	86/12/31-04/12/31	10/8/2004	2,049,700 00	2,053,933 66	(4,233 66)
640,000 00	UNITED STATES TREAS NTS	3 375% 15 Sep 2009	86/12/31-04/12/31	10/6/2004	638,200 00	638,348 33	(148 33)
300,000 00	UNITED STATES TREAS NTS	3 375% 15 Sep 2009	86/12/31-04/12/31	10/5/2004	299,390 62	299,323 28	67 34
1,760,000 00	UNITED STATES TREAS NTS	3 375% 15 Sep 2009	86/12/31-04/12/31	10/7/2004	1,750,375 00	1,751,057 84	(682 84)
1,760,000 00	UNITED STATES TREAS NTS	3 375% 15 Sep 2009	86/12/31-04/12/31	10/8/2004	1,760,000 00	1,759,850 61	149 39
1,760,000 00	UNITED STATES TREAS NTS	3 375% 15 Sep 2009	86/12/31-04/12/31	10/12/2004	1,762,612 50	1,749,791 74	12,820 76
3,025,000 00	UNITED STATES TREAS NTS	2 5% 30 Sep 2006	86/12/31-04/12/31	10/20/2004	3,025,000 00	3,024,915 56	84 44
4,370,000 00	UNITED STATES TREAS NTS	2 5% 30 Sep 2006	86/12/31-04/12/31	10/21/2004	4,364,537 50	4,367,244 16	(2,706 66)
355,000 00	UNITED STATES TREAS NTS	2 5% 30 Sep 2006	86/12/31-04/12/31	10/21/2004	354,986 13	354,982 23	3 90
4,370,000 00	UNITED STATES TREAS NTS	2 5% 30 Sep 2006	86/12/31-04/12/31	10/22/2004	4,370,000 00	4,369,876 20	123 80
4,370,000 00	UNITED STATES TREAS NTS	2 5% 30 Sep 2006	86/12/31-04/12/31	10/25/2004	4,370,000 00	4,364,165 26	5,834 74
4,370,000 00	UNITED STATES TREAS NTS	2 5% 30 Sep 2006	86/12/31-04/12/31	10/26/2004	4,368,634 38	4,369,876 20	(1,241 82)
6,820,000 00	UNITED STATES TREAS NTS	2 5% 30 Sep 2006	86/12/31-04/12/31	10/27/2004	6,807,212 50	6,814,497 07	(7,284 57)
6,820,000 00	UNITED STATES TREAS NTS	2 5% 30 Sep 2006	86/12/31-04/12/31	10/28/2004	6,811,475 00	6,810,979 80	495 20
6,820,000 00	UNITED STATES TREAS NTS	2 5% 30 Sep 2006	86/12/31-04/12/31	11/1/2004	6,809,343 75	6,809,178 64	165 11
6,820,000 00	UNITED STATES TREAS NTS	2 5% 30 Sep 2006	86/12/31-04/12/31	11/2/2004	6,811,475 00	6,811,325 23	149 77
1,000,000 00	UNITED STATES TREAS NTS	2 5% 30 Sep 2006	86/12/31-04/12/31	11/3/2004	998,750 00	998,728 60	21 40
1,320,000 00	UNITED STATES TREAS NTS	2 5% 30 Sep 2006	86/12/31-04/12/31	11/4/2004	1,317,525 00	1,317,487 51	37 49
4,400,000 00	UNITED STATES TREAS NTS	2 5% 30 Sep 2006	86/12/31-04/12/31	11/4/2004	4,391,750 00	4,391,625 04	124 96
5,500,000 00	UNITED STATES TREAS NTS	2 5% 30 Sep 2006	86/12/31-04/12/31	11/12/2004	5,470,781 25	5,488,996 17	(18,214 92)
5,500,000 00	UNITED STATES TREAS NTS	2 5% 30 Sep 2006	86/12/31-04/12/31	11/23/2004	5,456,386 72	5,470,693 14	(14,306 42)
6,820,000 00	UNITED STATES TREAS NTS	2 5% 30 Sep 2006	86/12/31-04/12/31	10/29/2004	6,815,737 50	6,815,563 18	174 32
1,630,000 00	UNITED STATES TREAS NTS	3 375% 15 Oct 2009	86/12/31-04/12/31	10/15/2004	1,635,093 75	1,634,878 80	214 95
815,000 00	UNITED STATES TREAS NTS	3 375% 15 Oct 2009	86/12/31-04/12/31	10/15/2004	818,374 61	815,580 08	2,794 53
815,000 00	UNITED STATES TREAS NTS	3 375% 15 Oct 2009	86/12/31-04/12/31	10/22/2004	819,584 38	819,544 13	40 25
815,000 00	UNITED STATES TREAS NTS	3 375% 15 Oct 2009	86/12/31-04/12/31	10/25/2004	820,093 75	820,053 53	40 22
1,300,000 00	UNITED STATES TREAS NTS	3 375% 15 Oct 2009	86/12/31-04/12/31	10/27/2004	1,301,218 75	1,300,751 79	466 96
300,000 00	UNITED STATES TREAS NTS	3 375% 15 Oct 2009	86/12/31-04/12/31	10/27/2004	301,265 62	300,116 42	1,149 20
150,000 00	UNITED STATES TREAS NTS	3 375% 15 Oct 2009	86/12/31-04/12/31	10/27/2004	150,152 34	150,130 68	21 66
1,150,000 00	UNITED STATES TREAS NTS	3 375% 15 Oct 2009	86/12/31-04/12/31	10/28/2004	1,149,820 31	1,151,001 92	(1,181 61)
35,000 00	UNITED STATES TREAS NTS	3 375% 15 Oct 2009	86/12/31-04/12/31	11/10/2004	34,737 50	34,830 47	(92 97)
230,000 00	UNITED STATES TREAS NTS	3 375% 15 Oct 2009	86/12/31-04/12/31	11/15/2004	228,463 67	228,264 92	198 75
3,865,000 00	UNITED STATES TREAS NTS	2 5% 31 Oct 2006	86/12/31-04/12/31	11/5/2004	3,845,675 00	3,845,563 07	111 93
3,865,000 00	UNITED STATES TREAS NTS	2 5% 31 Oct 2006	86/12/31-04/12/31	11/8/2004	3,843,259 38	3,844,432 81	(1,173 43)
3 865,000 00	UNITED STATES TREAS NTS	2 5% 31 Oct 2006	86/12/31-04/12/31	11/9/2004	3,840,843 75	3,843,152 70	(2,308 95)
11,940,000 00	UNITED STATES TREAS NTS	2 5% 31 Oct 2006	86/12/31-04/12/31	11/10/2004	11,861,643 75	11,864,573 31	(2,929 56)
11,940,000 00	UNITED STATES TREAS NTS	2 5% 31 Oct 2006	86/12/31-04/12/31	11/15/2004	11,857,912 50	11,860,851 77	(2,939 27)
11,940,000 00	UNITED STATES TREAS NTS	2 5% 31 Oct 2006	86/12/31-04/12/31	11/16/2004	11,857,912 50	11,857,582 60	329 90
11,940,000 00	UNITED STATES TREAS NTS	2 5% 31 Oct 2006	86/12/31-04/12/31	11/17/2004	11,869,106 25	11,868,710 80	395 45
1,315,000 00	UNITED STATES TREAS NTS	2 5% 31 Oct 2006	86/12/31-04/12/31	11/18/2004	1,306,370 31	1,306,217 77	152 54
10,625,000 00	UNITED STATES TREAS NTS	2 5% 31 Oct 2006	86/12/31-04/12/31	11/18/2004	10,555,273 44	10,551,586 14	3,687 30
10,625,000 00	UNITED STATES TREAS NTS	2 5% 31 Oct 2006	86/12/31-04/12/31	11/19/2004	10,541,992 19	10,553,737 12	(11,744 93)
755,000 00	UNITED STATES TREAS NTS	2 5% 31 Oct 2006	86/12/31-04/12/31	11/19/2004	749,190 04	749,071 30	118 74
9,870,000 00	UNITED STATES TREAS NTS	2 5% 31 Oct 2006	86/12/31-04/12/31	11/22/2004	9,789,806 25	9,792,495 04	(2,688 79)
9,870,000 00	UNITED STATES TREAS NTS	2 5% 31 Oct 2006	86/12/31-04/12/31	11/23/2004	9,795,975 00	9,793,831 33	2,143 67
9,870,000 00	UNITED STATES TREAS NTS	2 5% 31 Oct 2006	86/12/31-04/12/31	11/29/2004	9,774,384 38	9,790,102 98	(15,718 60)
4,000,000 00	UNITED STATES TREAS NTS	2 5% 31 Oct 2006	86/12/31-04/12/31	12/10/2004	3,968,750 00	3,968,551 72	198 28
1,000,000 00	UNITED STATES TREAS NTS	2 5% 31 Oct 2006	86/12/31-04/12/31	12/16/2004	991,250 00	991,205 81	44 19
4,600,000 00	UNITED STATES TREAS NTS	2 5% 31 Oct 2006	86/12/31-04/12/31	12/27/2004	4,555,437 50	4,555,348 07	89 43
9,870,000 00	UNITED STATES TREAS NTS	2 5% 31 Oct 2006	86/12/31-04/12/31	11/30/2004	9,783,637 50	9,782,259 65	1,377 85
2,000,000 00	UNITED STATES TREAS NTS	3 5% 15 Nov 2009	86/12/31-04/12/31	11/15/2004	1,996,953 12	1,994,531 25	2,421 87
1,190,000 00	UNITED STATES TREAS NTS	3 5% 15 Nov 2009	86/12/31-04/12/31	12/7/2004	1,185,537 50	1,185,448 84	88 66
650,000 00	UNITED STATES TREAS NTS	3 5% 15 Nov 2009	86/12/31-04/12/31	12/7/2004	647,537 11	647,054 69	482 42
720,000 00	UNITED STATES TREAS NTS	3 5% 15 Nov 2009	86/12/31-04/12/31	12/9/2004	718,650 00	718,501 19	148 81
720,000 00	UNITED STATES TREAS NTS	3 5% 15 Nov 2009	86/12/31-04/12/31	12/10/2004	719,381 25	717,173 43	2,207 82
225,000 00	UNITED STATES TREAS NTS	3 5% 15 Nov 2009	86/12/31-04/12/31	11/30/2004	222,943 36	223,593 75	(650 39)
3,145,000 00	UNITED STATES TREAS NTS	4 25% 15 Nov 2014	86/12/31-04/12/31	12/1/2004	3,116,498 44	3,123,189 08	(6,690 64)
3,145,000 00	UNITED STATES TREAS NTS	4 25% 15 Nov 2014	86/12/31-04/12/31	12/2/2004	3,107,653 12	3,116,066 09	(8,412 97)
3,145,000 00	UNITED STATES TREAS NTS	4 25% 15 Nov 2014	86/12/31-04/12/31	12/3/2004	3,141,068 75	3,140,786 99	281 76
465,000 00	UNITED STATES TREAS NTS	4 25% 15 Nov 2014	86/12/31-04/12/31	12/6/2004	465,508 59	459,350 03	6,158 56
2,680,000 00	UNITED STATES TREAS NTS	4 25% 15 Nov 2014	86/12/31-04/12/31	12/6/2004	2,684,187 50	2,647,436 74	36,750 76
1,110,000 00	UNITED STATES TREAS NTS	4 25% 15 Nov 2014	86/12/31-04/12/31	12/7/2004	1,111,907 81	1,111,631 92	275 89
1,570,000 00	UNITED STATES TREAS NTS	4 25% 15 Nov 2014	86/12/31-04/12/31	12/7/2004	1,573,434 38	1,572,308 22	1,126 16
1,570,000 00	UNITED STATES TREAS NTS	4 25% 15 Nov 2014	86/12/31-04/12/31	12/8/2004	1,586,681 25	1,586,530 07	151 18
485,000 00	UNITED STATES TREAS NTS	4 25% 15 Nov 2014	86/12/31-04/12/31	12/9/2004	489,016 41	488,014 83	3,001 58
1,085,000 00	UNITED STATES TREAS NTS	4 25% 15 Nov 2014	86/12/31-04/12/31	12/9/2004	1,091,442 19	1,087,270 29	4,171 90
1,085,000 00	UNITED STATES TREAS NTS	4 25% 15 Nov 2014	86/12/31-04/12/31	12/10/2004	1,093,391 80	1,091,137 57	2,254 23
2,750,000 00	UNITED STATES TREAS NTS	4 25% 15 Nov 2014	86/12/31-04/12/31	11/30/2004	2,731,953 12	2,738,971 87	(7,018 75)
570,000 00	UNITED STATES TREAS NTS	4 25% 15 Nov 2014	86/12/31-04/12/31	12/30/2004	568,307 81	569,207 47	(899 66)
460,000 00	UNITED STATES TREAS NTS	4 25% 15 Nov 2014	86/12/31-04/12/31	12/30/2004	459,137 50	459,360 42	(222 92)
2,100 000 00	UNITED STATES TREAS NTS	2 875% 30 Nov 2006	86/12/31-04/12/31	12/10/2004	2,097,621 09	2,097,703 12	(82 03)

THE ROCKEFELLER FOUNDATION
EMPLOYEE ID NO 13-1659629
GAIN AND LOSSES FOR TAX ON INVESTMENT INCOME
FORM 990 PF 2004, PART IV

Shares/Par Value	Security Name	Security Description	Date Bought	Date Sold	Proceeds	Cost	Realized
2,590,000 00	UNITED STATES TREAS NTS	2 875% 30 Nov 2006	86/12/31-04/12/31	12/14/2004	2,585,143 75	2,587,167 19	(2,023 44)
2,590,000 00	UNITED STATES TREAS NTS	2 875% 30 Nov 2006	86/12/31-04/12/31	12/15/2004	2,586,762 50	2,586,685 99	76 51
2,590,000 00	UNITED STATES TREAS NTS	2 875% 30 Nov 2006	86/12/31-04/12/31	12/16/2004	2,583,525 00	2,585,057 81	(1,532 81)
2,590 000 00	UNITED STATES TREAS NTS	2 875% 30 Nov 2006	86/12/31-04/12/31	12/17/2004	2 582,715 62	2,583,288 56	(572 94)
700,000 00	UNITED STATES TREAS NTS	2 875% 30 Nov 2006	86/12/31-04/12/31	12/30/2004	697,375 00	698,008 98	(633 98)
1,400,000 00	UNITED STATES TREAS NTS	3 5% 15 Dec 2009	86/12/31-04/12/31	12/22/2004	1,396 062 50	1 395,953 12	109 38
1,400,000 00	UNITED STATES TREAS NTS	3 5% 15 Dec 2009	86/12/31-04/12/31	12/23/2004	1,395,187 50	1,395,694 80	(507 30)
495,000 00	UNITED STATES TREAS NTS	3 5% 15 Dec 2009	86/12/31-04/12/31	12/28/2004	491,654 88	493,049 37	(1,394 49)
905,000 00	UNITED STATES TREAS NTS	3 5% 15 Dec 2009	86/12/31-04/12/31	12/29/2004	897,384 06	899,981 20	(2,617 14)
495,000 00	UNITED STATES TREAS NTS	3 5% 15 Dec 2009	86/12/31-04/12/31	12/28/2004	491,422 06	493,049 37	(1,627 31)
905,000 00	UNITED STATES TREAS NTS	3 5% 15 Dec 2009	86/12/31-04/12/31	12/29/2004	897,368 71	897,646 88	(278 17)
905,000 00	UNITED STATES TREAS NTS	3 5% 15 Dec 2009	86/12/31-04/12/31	12/31/2004	900 409 28	900,475 00	(65 72)
940,000 00	GERMANY(FED REP)	4 25% 04 Jul 2014	86/12/31-04/12/31	6/10/2004	1,124,308 31	1,143,751 63	(19,445 32)
650,000 00	GERMANY (FEDERAL REPUBLIC OF)	3 5% 09 Oct 2009	86/12/31-04/12/31	11/26/2004	879,827 30	859,474 82	20,352 48
	TOTAL US GOVERNMENT AND AGENCY				**2,501,671,688 60**	**2,496,218,808.04**	**5,352,880.56**
	MORTGAGES, NOTES AND CONTRACTS						
1,057,636 24	BEAR STEARNS ARM TR	5 62216% 25 May 2033	86/12/31-04/12/31	3/30/2004	1,084,738 17	1,079,119 48	5,618 69
93,843 63	BEAR STEARNS ARM TR	5 62216% 25 May 2033	86/12/31-04/12/31	4/26/2004	93,843 63	95,749 83	(1,906 20)
0 01	BEAR STEARNS ARM TR	5 176197% 25 May 2033	86/12/31-04/12/31	5/28/2004	-	0 01	(0 01)
34,485 51	CWMBS INC PASS THRU CTFS	6 5% 25 Sep 2014	86/12/31-04/12/31	8/25/2004	34,485 50	33,768 85	716 65
505,808 62	INDYMAC MBS INC	4.25% 25 May 2033	86/12/31-04/12/31	5/20/2004	488,737 58	514,028 02	(25,290 44)
7,145 40	INDYMAC MBS INC	4 25% 25 May 2033	86/12/31-04/12/31	5/25/2004	7,145 40	7,261 50	(116 10)
109,109 63	MASTR ASSET SECURITIZATION TR	6% 25 Apr 2017	86/12/31-04/12/31	10/25/2004	109,109 65	112,076 06	(2,966 41)
1,156,032 35	MERRILL LYNCH MTG INVS INC	1% 25 Mar 2028	86/12/31-04/12/31	1/7/2004	34,319 71	32,694 04	1,625 67
2,400,990 25	MERRILL LYNCH MTG INVS INC	1% 25 Mar 2028	86/12/31-04/12/31	1/8/2004	71,279 40	67,903 01	3,376 39
41,952 12	MERRILL LYNCH MTG INVS INC	1 25155% 25 Mar 2028	86/12/31-04/12/31	1/26/2004	-	1,186 46	(1,186 46)
72,823 18	PNC MTG SECS CORP	6 75% 25 Sep 2028	86/12/31-04/12/31	11/26/2004	72,823 18	72,550 08	273 10
2,569,584 33	SMALL BUSINESS ADMIN	4 07% 01 Jun 2023	86/12/31-04/12/31	10/6/2004	2,476,565 38	2,569,584 33	(93,018 95)
0 01	SMALL BUSINESS ADMIN	4 07% 01 Jun 2023	86/12/31-04/12/31	10/26/2004	-	0 01	(0 01)
164,016 85	METROPOLITAN MTG FDG INC	8 115% 25 Dec 2023	86/12/31-04/12/31	1/26/2004	164,016 81	163,196 77	820 04
2,000,000 00	CAPITAL ONE MULTI ASSET EXECUT	1 99% 15 Mar 2008	86/12/31-04/12/31	8/18/2004	2,011,718 75	2,010,000 00	1,718 75
3,320,133 12	SPIEGEL CR CARD MSTR NT TR	1% 15 Nov 2010	86/12/31-04/12/31	1/9/2004	3,300,419 79	3,320,133 12	(19,713 33)
4,000,000 00	BEAR STEARNS COML MTG SECS INC	0% 13 Mar 2040	86/12/31-04/12/31	8/17/2004	232,968 75	258,828 12	(25,859 37)
2,661,363 94	CREDIT SUISSE FIRST BOSTON	1 963214% 15 May 2038	86/12/31-04/12/31	8/17/2004	202,305 24	218,834 81	(16,529 57)
394,283 49	CREDIT SUISSE FIRST BOSTON MTG	6% 25 Jan 2033	86/12/31-04/12/31	1/12/2004	399,273 64	399,088 82	184 82
26,220 05	CREDIT SUISSE FIRST BOSTON MTG	6% 25 Jan 2033	86/12/31-04/12/31	1/26/2004	26,220 03	26,539 61	(319 58)
3,700,000 00	LB UBS COML MTG TR	1 48173% 15 Dec 2036	86/12/31-04/12/31	9/24/2004	192,515 63	227,735 00	(35,219 37)
3,700,000 00	LB UBS COML MTG TR	1 356945% 18 Jul 2010	86/12/31-04/12/31	8/17/2004	143,230 47	167,511 72	(24,281 25)
23,685 29	MASTR ASET SECURITIZATION TR	6% 25 Dec 2032	86/12/31-04/12/31	1/26/2004	23,685 28	23,874 03	(188 75)
978,940 07	MERRILL LYNCH MTG INVS INC	1% 25 Apr 2029	86/12/31-04/12/31	5/4/2004	978,213 51	978,940 07	(726 56)
965,910 19	MERRILL LYNCH MTG INVS INC	1% 25 Apr 2029	86/12/31-04/12/31	6/23/2004	963,570 88	965,910 19	(2,339 31)
0 01	MERRILL LYNCH MTG INVS INC	1% 25 Apr 2029	86/12/31-04/12/31	6/30/2004	-	0 01	(0 01)
1,000,000 00	MERRILL LYNCH MTG INVS INC	1 64% 25 Jun 2029	86/12/31-04/12/31	6/18/2004	997,343 75	1,000,000 00	(2,656 25)
158,365 53	WAMU MTG PASS THROUGH CTFS	2 7417% 25 Jun 2042	86/12/31-04/12/31	6/25/2004	159,157 36	158,810 93	346 43
139,755 09	WAMU MTG PASS THROUGH CTFS	1% 25 Jun 2042	86/12/31-04/12/31	9/30/2004	141,065 29	140,148 15	917 14
278,510 18	WAMU MTG PASS THROUGH CTFS	1% 25 Jun 2042	86/12/31-04/12/31	10/1/2004	282,217 93	280,296 31	1,921 62
538,178 08	WASHINGTON MUT MTG SECS CORP	1% 25 Aug 2042	86/12/31-04/12/31	10/1/2004	543,391 68	539,691 71	3,699 97
24,853 77	WASHINGTON MUT MTG SECS CORP	1% 25 Aug 2042	86/12/31-04/12/31	10/25/2004	24,853 77	24,923 67	(69 90)
722,056 58	WASHINGTON MUT MTG SECS CORP	1% 25 Oct 2032	86/12/31-04/12/31	1/16/2004	739,205 42	737,174 64	2,030 78
31,449 81	WASHINGTON MUT MTG SECS CORP	1% 25 Oct 2032	86/12/31-04/12/31	1/26/2004	31,449 81	32,108 29	(658 48)
0 01	WASHINGTON MUT MTG SECS CORP	1% 25 Oct 2032	86/12/31-04/12/31	1/30/2004	-	0 01	(0 01)
1,018,718 03	CITIGROUP MTG LN TR	0 99% 20 Dec 2033	86/12/31-04/12/31	3/10/2004	1,021,344 41	1,018,718 03	2,626 38
0 01	CITIGROUP MTG LN TR	0 99% 20 Dec 2033	86/12/31-04/12/31	3/29/2004	-	0 01	(0 01)
1,147,659 61	CITIGROUP MTG LN TR	1% 25 Nov 2033	86/12/31-04/12/31	3/10/2004	1,151,066 73	1,147,659 61	3,407 12
0 02	CITIGROUP MTG LN TR	1% 25 Nov 2033	86/12/31-04/12/31	3/31/2004	-	0 02	(0 02)
1,581,918 87	HOUSEHOLD HOME EQUITY LN TR	1% 20 Sep 2033	86/12/31-04/12/31	6/18/2004	1,584,637 80	1,581,918 87	2,718 93
1,250,000 00	SAXON ASSET SECS TR	1% 25 Mar 2035	86/12/31-04/12/31	3/17/2004	1,251,171 88	1,250,000 00	1,171 88
119,624 17	SMALL BUSINESS ADMIN	6 3% 01 Jun 2018	86/12/31-04/12/31	6/1/2004	119,624 17	119,897 84	(273 67)
53,995 72	SMALL BUSINESS ADMIN	6 3% 01 Jun 2018	86/12/31-04/12/31	12/1/2004	53,995 72	54,115 56	(119 84)
875,000 00	SEARS CR ACCOUNT MASTER TR II	1% 17 Nov 2009	86/12/31-04/12/31	6/29/2004	879,109 88	875,000 00	4,109 88
34,167 35	ABN AMRO MTG CORP	6 5% 25 Jul 2017	86/12/31-04/12/31	8/25/2004	34,167 32	35,128 32	(961 00)
17,842 14	BANC AMER FDG CORP	6% 20 May 2033	86/12/31-04/12/31	3/22/2004	17,842 14	18,249 16	(407 02)
321,875 94	BANC AMER FDG CORP	6% 20 May 2033	86/12/31-04/12/31	3/9/2004	331,733 34	329,218 74	2,514 60
981,617 27	BANK OF AMERICA ALTERNATIVE LO	5% 25 Jul 2018	86/12/31-04/12/31	4/28/2004	989,401 19	1,009,071 89	(19,670 70)
6,021 06	CWALT INC	5% 25 Mar 2019	86/12/31-04/12/31	12/25/2004	6,021 06	6,105 26	(84 20)
345,569 39	CWALT INC	5% 25 Mar 2019	86/12/31-04/12/31	12/13/2004	350,685 44	350,401 95	283 49
63,109 02	CITIGROUP MTG SECS INC	6 25% 25 Jul 2018	86/12/31-04/12/31	11/26/2004	63,109 00	62,904 41	204 59
620,000 00	CREDIT SUISSE FIRST BOSTON MTG	6 38% 16 Dec 2035	86/12/31-04/12/31	6/23/2004	667,032 81	662,261 72	4,771 09
9,632 90	DEUTSCHE MTG + ASSET REC CORP	6 22% 15 Jun 2031	86/12/31-04/12/31	8/15/2004	9,632 89	9,687 46	(54 57)
179,567 44	FEDERAL NATL MTG ASSN	6% 01 Sep 2033	86/12/31-04/12/31	3/24/2004	25,083 33	25,167 50	(84 17)
91,778 91	FEDERAL NATL MTG ASSN	6% 01 Sep 2033	86/12/31-04/12/31	3/24/2004	12,849 05	12,863 39	(14 34)
214,693 17	FEDERAL NATL MTG ASSN	6% 01 Sep 2033	86/12/31-04/12/31	3/30/2004	35,223 10	30,090 59	5,132 51
12,758 92	FEDERAL NATL MTG ASSN	6% 01 Sep 2033	86/12/31-04/12/31	4/25/2004	-	1,788 24	(1,788 24)
680,000 00	GS MTG SECS CORP II	5 013% 01 Aug 2038	86/12/31-04/12/31	10/27/2004	706,842 19	683,366 68	23,275 51
670,000 00	LB UBS COML MTG TR	5 308% 15 Jun 2029	86/12/31-04/12/31	8/20/2004	696,904 69	665,001 17	31,903 52
182,927 58	MASTR ASSET SECURITIZATION TR	5 75% 25 Oct 2017	86/12/31-04/12/31	3/9/2004	186,683 83	185,843 00	840 83
78,765 68	RESIDENTIAL FDG MTG SECS I INC	6 5% 25 Mar 2013	86/12/31-04/12/31	2/25/2004	78,765 70	75,122 77	3,642 93
46,671 55	WASHINGTON MUT MTG SECS CORP	6 5% 25 May 2032	86/12/31-04/12/31	10/7/2004	47,940 43	47,969 59	(29 16)
4,496 84	WASHINGTON MUT MTG SECS CORP	6 5% 25 May 2032	86/12/31-04/12/31	10/25/2004	4,496 84	4,621 91	(125 07)
933,209 79	FEDERAL EXPRESS CORP TR	6 72% 15 Jan 2022	86/12/31-04/12/31	1/15/2004	1,067,806 63	933,209 79	134,596 84
0 04	SLM STUDENT LN TR	1% 25 Oct 2010	86/12/31-04/12/31	1/30/2004	-	0 04	(0 04)
311,560 40	SLM STUDENT LN TR	1% 25 Oct 2010	86/12/31-04/12/31	1/29/2004	311,706 44	311,560 40	146 04
124,168 65	SLM STUDENT LN TR	1 69% 25 Oct 2010	86/12/31-04/12/31	10/25/2004	124,168 62	124,168 65	(0 03)
325,000 00	UNION PAC RR CO	4 698% 02 Jan 2024	86/12/31-04/12/31	5/18/2004	302,779 75	325,000 00	(22,220 25)

THE ROCKEFELLER FOUNDATION
EMPLOYEE ID NO 13-1659629
GAIN AND LOSSES FOR TAX ON INVESTMENT INCOME
FORM 990 PF 2004, PART IV

Shares/Par Value	Security Name	Security Description	Date Bought	Date Sold	Proceeds	Cost	Realized
3,800 00	STARWOOD HOTELS + RESORTS	PAIRD 1 CL B SH BEN + 1 COM	86/12/31-04/12/31	6/14/2004	166,744 00	129,390 00	37,354 00
2,800 00	AMERICAN FINL RLTY TR	COM	86/12/31-04/12/31	4/13/2004	42,717 75	41,514 76	1,202 99
5,800 00	AMERICAN FINL RLTY TR	COM	86/12/31-04/12/31	4/14/2004	88,197 36	85,994 86	2,202 50
21,600 00	AMERICAN FINL RLTY TR	COM	86/12/31-04/12/31	4/20/2004	332,530 67	319,064 97	13,465 70
10,600 00	AMERICAN FINL RLTY TR	COM	86/12/31-04/12/31	4/21/2004	163,059 15	152,069 52	10,989 63
600 00	AMERICAN FINL RLTY TR	COM	86/12/31-04/12/31	4/22/2004	9,317 78	8,607 36	710 42
16,800 00	AMERICAN FINL RLTY TR	COM	86/12/31-04/12/31	5/4/2004	247,826 10	240,800 52	7,025 58
5,900 00	AMERICAN FINL RLTY TR	COM	86/12/31-04/12/31	5/6/2004	82,893 05	84,222 50	(1,329 45)
14,700 00	AMERICAN FINL RLTY TR	COM	86/12/31-04/12/31	5/7/2004	201,405 84	209,842 50	(8,436 66)
24,400 00	AMERICAN FINL RLTY TR	COM	86/12/31-04/12/31	5/11/2004	320,828 06	315,259 90	5,568 16
11,200 00	AMERICAN FINL RLTY TR	COM	86/12/31-04/12/31	11/5/2004	165,590 35	162,957 42	2,632 93
3,200 00	APARTMENT INVT + MGMT CO	CLASS A	86/12/31-04/12/31	9/14/2004	109,462 07	107,212 40	2,249 67
2,700 00	BOSTON PPTYS INC	COM	86/12/31-04/12/31	6/1/2004	132,230 21	118,800 00	13,430 21
1,300 00	BOSTON PPTYS INC	COM	86/12/31-04/12/31	6/7/2004	64,292 33	57,200 00	7,092 33
1,700 00	BOSTON PPTYS INC	COM	86/12/31-04/12/31	5/26/2004	81,293 28	74,800 00	6,493 28
13,400 00	BOSTON PPTYS INC	COM	86/12/31-04/12/31	5/27/2004	647,700 62	589,600 00	58,100 62
4,600 00	BOSTON PPTYS INC	COM	86/12/31-04/12/31	5/28/2004	226,052 50	202,400 00	23,652 50
5,100 00	CAMDEN PPTY TR		86/12/31-04/12/31	6/15/2004	229,950 55	207,804 44	22,146 11
2,100 00	CAMDEN PPTY TR		86/12/31-04/12/31	6/16/2004	95,207 77	81,380 31	13,827 46
4,700 00	CAMDEN PPTY TR		86/12/31-04/12/31	6/17/2004	211,456 50	167,536 99	43,919 51
700 00	CAMDEN PPTY TR		86/12/31-04/12/31	6/18/2004	31,604 25	24,919 51	6,684 74
3,700 00	CAMDEN PPTY TR		86/12/31-04/12/31	6/21/2004	167,546 87	131,717 41	35,829 46
3,500 00	CAMDEN PPTY TR		86/12/31-04/12/31	8/4/2004	162,603 04	121,384 89	41,218 15
6,600 00	CHELSEA PPTY GROUP INC	COM	86/12/31-04/12/31	1/5/2004	359,996 63	277,860 00	82,136 63
4,700 00	CHELSEA PPTY GROUP INC	COM	86/12/31-04/12/31	1/7/2004	251,031 22	196,930 82	54,100 40
3,300 00	CRESCENT REAL ESTATE EQUITIES	COM	86/12/31-04/12/31	2/12/2004	60,560 40	52,977 54	7,582 86
5,800 00	CRESCENT REAL ESTATE EQUITIES	COM	86/12/31-04/12/31	2/13/2004	105,867 65	93,112 04	12,755 61
2,100 00	CRESCENT REAL ESTATE EQUITIES	COM	86/12/31-04/12/31	4/1/2004	37,613 26	33,606 84	4,006 42
11,200 00	CRESCENT REAL ESTATE EQUITIES	COM	86/12/31-04/12/31	4/2/2004	200,334 17	173,746 15	26,588 02
12,100 00	CRESCENT REAL ESTATE EQUITIES	COM	86/12/31-04/12/31	4/6/2004	201,820 84	186,338 17	15,482 67
49,700 00	CRESCENT REAL ESTATE EQUITIES	COM	86/12/31-04/12/31	4/7/2004	822,113 13	724,496 57	97,616 56
20,800 00	CRESCENT REAL ESTATE EQUITIES	COM	86/12/31-04/12/31	4/13/2004	327,365 59	302,692 00	24,673 59
2,400 00	CRESCENT REAL ESTATE EQUITIES	COM	86/12/31-04/12/31	3/29/2004	42,419 54	38,529 12	3,890 42
5,000 00	CRESCENT REAL ESTATE EQUITIES	COM	86/12/31-04/12/31	3/31/2004	89,405 50	80,269 00	9,136 50
500 00	DEVELOPERS DIVERSIFIED RLTY	COM	86/12/31-04/12/31	9/14/2004	18,767 16	18,834 35	(67 19)
33,000 00	DEVELOPERS DIVERSIFIED RLTY	COM	86/12/31-04/12/31	9/28/2004	1,254,637 20	1,213,865 15	40,772 05
13,000 00	DEVELOPERS DIVERSIFIED RLTY	COM	86/12/31-04/12/31	9/30/2004	504,975 76	423,150 00	81,825 76
200 00	EASTGROUP PPTYS INC	COM	86/12/31-04/12/31	2/12/2004	7,016 85	5,424 00	1,592 85
6,200 00	EASTGROUP PPTYS INC	COM	86/12/31-04/12/31	2/13/2004	212,986 67	168,144 00	44,842 67
1,000 00	EASTGROUP PPTYS INC	COM	86/12/31-04/12/31	3/22/2004	34,199 96	27,120 00	7,079 96
19,300 00	EASTGROUP PPTYS INC	COM	86/12/31-04/12/31	3/24/2004	662,160 99	516,312 00	145,848 99
700 00	EASTGROUP PPTYS INC	COM	86/12/31-04/12/31	3/25/2004	24,047 00	18,725 00	5,322 00
2,400 00	EASTGROUP PPTYS INC	COM	86/12/31-04/12/31	4/1/2004	85,346 56	64,200 00	21,146 56
2,800 00	EASTGROUP PPTYS INC	COM	86/12/31-04/12/31	4/2/2004	99,280 91	74,900 00	24,380 91
700 00	EASTGROUP PPTYS INC	COM	86/12/31-04/12/31	4/7/2004	22,677 99	18,725 00	3,952 99
600 00	EASTGROUP PPTYS INC	COM	86/12/31-04/12/31	4/12/2004	17,867 58	16,050 00	1,817 58
2,500 00	EASTGROUP PPTYS INC	COM	86/12/31-04/12/31	4/13/2004	72,561 29	66,875 00	5,686 29
3,100 00	EASTGROUP PPTYS INC	COM	86/12/31-04/12/31	4/14/2004	89,320 06	82,925 00	6,395 06
5,600 00	EASTGROUP PPTYS INC	COM	86/12/31-04/12/31	4/15/2004	161,951 00	149,800 00	12,151 00
2,300 00	EASTGROUP PPTYS INC	COM	86/12/31-04/12/31	4/19/2004	67,656 13	61,525 00	6,131 13
3,200 00	EASTGROUP PPTYS INC	COM	86/12/31-04/12/31	2/26/2004	109,275 73	86,784 00	22,491 73
2,200 00	EASTGROUP PPTYS INC	COM	86/12/31-04/12/31	3/31/2004	77,779 06	58,850 00	18,929 06
3,500 00	ESSEX PROPERTY TRUST	COM	86/12/31-04/12/31	6/24/2004	243,089 30	217,482 02	25,587 28
8,700 00	ESSEX PROPERTY TRUST	COM	86/12/31-04/12/31	6/25/2004	600,374 68	532,107 27	68,267 41
1,700 00	ESSEX PROPERTY TRUST	COM	86/12/31-04/12/31	7/2/2004	117,132 86	103,453 67	13,679 19
4,200 00	ESSEX PROPERTY TRUST	COM	86/12/31-04/12/31	6/30/2004	286,905 36	255,680 22	31,225 14
10,000 00	FIRST INDL RLTY TR INC	COM	86/12/31-04/12/31	10/1/2004	374,828 21	300,195 15	74,633 06
8,900 00	FIRST INDL RLTY TR INC	COM	86/12/31-04/12/31	10/5/2004	333,134 32	266,464 11	66,670 21
3,300 00	FIRST INDL RLTY TR INC	COM	86/12/31-04/12/31	10/6/2004	123,927 60	98,647 23	25,280 37
5,600 00	FIRST INDL RLTY TR INC	COM	86/12/31-04/12/31	10/12/2004	210,835 05	165,286 99	45,548 06
600 00	FIRST INDL RLTY TR INC	COM	86/12/31-04/12/31	9/28/2004	22,668 54	18,156 12	4,512 42
700 00	FIRST INDL RLTY TR INC	COM	86/12/31-04/12/31	9/29/2004	26,464 01	21,182 14	5,301 87
2,800 00	FIRST INDL RLTY TR INC	COM	86/12/31-04/12/31	9/30/2004	104,017 56	84,728 56	19,289 00
3,400 00	GENERAL GROWTH PPTYS INC	COM	86/12/31-04/12/31	3/10/2004	111,174 29	69,609 33	41,564 96
5,500 00	GENERAL GROWTH PPTYS INC	COM	86/12/31-04/12/31	3/11/2004	179,018 00	112,603 33	66,414 67
4,000 00	GENERAL GROWTH PPTYS INC	COM	86/12/31-04/12/31	6/21/2004	120,923 16	101,236 47	19,686 69
7,000 00	GENERAL GROWTH PPTYS INC	COM	86/12/31-04/12/31	6/22/2004	209,988 77	143,313 33	66,675 44
7 000 00	GENERAL GROWTH PPTYS INC	COM	86/12/31-04/12/31	6/23/2004	209,065 49	143,313 33	65,752 16
13,100 00	GENERAL GROWTH PPTYS INC	COM	86/12/31-04/12/31	6/24/2004	390,026 32	268,200 67	121,825 65
13,900 00	GENERAL GROWTH PPTYS INC	COM	86/12/31-04/12/31	6/25/2004	413,459 70	284,579 33	128,880 37
12,200 00	GENERAL GROWTH PPTYS INC	COM	86/12/31-04/12/31	2/26/2004	375,110 94	249,774 67	125,336 27
3,300 00	GENERAL GROWTH PPTYS INC	COM	86/12/31-04/12/31	6/28/2004	99,139 24	67,562 00	31,577 24
9,400 00	GENERAL GROWTH PPTYS INC	COM	86/12/31-04/12/31	6/29/2004	275,839 35	192,449 34	83,390 01
14,700 00	GENERAL GROWTH PPTYS INC	COM	86/12/31-04/12/31	6/30/2004	425,941 62	300,958 00	124,983 62
900 00	HERITAGE PPTY INVT TR INC	COM	86/12/31-04/12/31	4/13/2004	24,169 20	27,746 64	(3,577 44)
2,000 00	HERITAGE PPTY INVT TR INC	COM	86/12/31-04/12/31	4/14/2004	52,425 77	61,542 56	(9,116 79)
2,000 00	HERITAGE PPTY INVT TR INC	COM	86/12/31-04/12/31	6/23/2004	55,005 31	61,461 80	(6,456 49)
11,800 00	HERITAGE PPTY INVT TR INC	COM	86/12/31-04/12/31	6/24/2004	324,649 32	339,595 65	(14,946 33)
5,600 00	HERITAGE PPTY INVT TR INC	COM	86/12/31-04/12/31	8/6/2004	154,332 38	158,480 00	(4,147 62)
500 00	HERITAGE PPTY INVT TR INC	COM	86/12/31-04/12/31	8/9/2004	13,764 07	14,150 00	(385 93)
4,600 00	HERITAGE PPTY INVT TR INC	COM	86/12/31-04/12/31	8/10/2004	127,241 29	130,180 00	(2,938 71)
18,400 00	HERITAGE PPTY INVT TR INC	COM	86/12/31-04/12/31	8/11/2004	510,025 00	520,720 00	(10,695 00)
17,100 00	HERSHA HOSPITALITY TR	PRIORITY CL A SHS BEN INT	86/12/31-04/12/31	4/16/2004	183,820 67	157,703 04	26,117 63
400 00	HOST MARRIOTT CORP NEW	COM	86/12/31-04/12/31	2/12/2004	5,079 76	4,680 00	399 76
29,000 00	HOST MARRIOTT CORP NEW	COM	86/12/31-04/12/31	2/13/2004	363,216 63	316,368 00	46,848 63

THE ROCKEFELLER FOUNDATION
EMPLOYEE ID NO 13-1659629
GAIN AND LOSSES FOR TAX ON INVESTMENT INCOME
FORM 990 PF 2004, PART IV

Shares/Par Value	Security Name	Security Description	Date Bought	Date Sold	Proceeds	Cost	Realized
400 00	HOST MARRIOTT CORP NEW	COM	86/12/31-04/12/31	3/3/2004	4,969 80	3,720 00	1,249 80
600 00	HOST MARRIOTT CORP NEW	COM	86/12/31-04/12/31	4/14/2004	7,069 81	7,365 00	(295 19)
2,300 00	HOST MARRIOTT CORP NEW	COM	86/12/31-04/12/31	5/5/2004	27,693 87	28,232 50	(538 63)
21,600 00	HOST MARRIOTT CORP NEW	COM	86/12/31-04/12/31	5/6/2004	255,958 30	204,747 50	51,210 80
11,700 00	HOST MARRIOTT CORP NEW	COM	86/12/31-04/12/31	5/7/2004	136,073 65	108 810 00	27,263 65
700 00	HOST MARRIOTT CORP NEW	COM	86/12/31-04/12/31	5/10/2004	7,949 15	6,510 00	1,439 15
11,400 00	HOST MARRIOTT CORP NEW	COM	86/12/31-04/12/31	5/11/2004	130,252 19	104,660 00	25,592 19
7,100 00	HOST MARRIOTT CORP NEW	COM	86/12/31-04/12/31	5/24/2004	83,844 05	64,610 00	19,234 05
13,800 00	HOST MARRIOTT CORP NEW	COM	86/12/31-04/12/31	5/25/2004	163,528 91	125,580 00	37,948 91
10,900 00	HOST MARRIOTT CORP NEW	COM	86/12/31-04/12/31	6/3/2004	133,973 11	99,190 00	34,783 11
64,800 00	HOST MARRIOTT CORP NEW	COM	86/12/31-04/12/31	6/9/2004	809,579 24	589,680 00	219,899 24
21,100 00	HOST MARRIOTT CORP NEW	COM	86/12/31-04/12/31	7/6/2004	263,807 10	256,787 00	7,020 10
40,200 00	HOST MARRIOTT CORP NEW	COM	86/12/31-04/12/31	7/7/2004	507,702 01	433,053 00	74,649 01
9,400 00	HOST MARRIOTT CORP NEW	COM	86/12/31-04/12/31	7/8/2004	118,206 92	85,540 00	32,666 92
4,200 00	HOST MARRIOTT CORP NEW	COM	86/12/31-04/12/31	2/26/2004	51,028 00	45,318 00	5,710 00
21,600 00	HOST MARRIOTT CORP NEW	COM	86/12/31-04/12/31	2/27/2004	261,349 76	217,717 00	43,632 76
5,100 00	HOST MARRIOTT CORP NEW	COM	86/12/31-04/12/31	4/28/2004	61,947 22	62,602 50	(655 28)
500 00	ISTAR FINL INC	COM	86/12/31-04/12/31	3/22/2004	21,109 17	17,920 00	3,189 17
6,300 00	ISTAR FINL INC	COM	86/12/31-04/12/31	3/23/2004	264,640 07	225,792 00	38,848 07
2,500 00	ISTAR FINL INC	COM	86/12/31-04/12/31	3/24/2004	104,923 65	89 600 00	15,323 65
2,300 00	ISTAR FINL INC	COM	86/12/31-04/12/31	4/5/2004	93,608 03	82,432 00	11,176 03
13,100 00	ISTAR FINL INC	COM	86/12/31-04/12/31	4/6/2004	521,804 00	469,504 00	52,300 00
2,900 00	ISTAR FINL INC	COM	86/12/31-04/12/31	4/13/2004	107,390 57	103,936 00	3,454 57
2,000 00	ISTAR FINL INC	COM	86/12/31-04/12/31	4/15/2004	73,344 28	71,680 00	1,664 28
6,400 00	ISTAR FINL INC	COM	86/12/31-04/12/31	4/22/2004	234,871 93	229,376 00	5,495 93
4,500 00	ISTAR FINL INC	COM	86/12/31-04/12/31	4/23/2004	166,934 83	161,280 00	5,654 83
4,400 00	ISTAR FINL INC	COM	86/12/31-04/12/31	4/27/2004	164,549 54	157,696 00	6,853 54
1,400 00	ISTAR FINL INC	COM	86/12/31-04/12/31	2/27/2004	58,502 87	50,176 00	8,326 87
3,900 00	ISTAR FINL INC	COM	86/12/31-04/12/31	4/29/2004	140,959 46	139,776 00	1,183 46
62,700 00	KEYSTONE PPTY TR CORP	COM	86/12/31-04/12/31	5/4/2004	1,489,334 60	1,458,406 78	30,927 82
100 00	LEXINGTON CORPORATE PPTY TR	COM	86/12/31-04/12/31	2/12/2004	2,189 89	1,739 00	450 89
1,600 00	LEXINGTON CORPORATE PPTY TR	COM	86/12/31-04/12/31	2/13/2004	34,617 09	27,824 00	6,793 09
53,500 00	LEXINGTON CORPORATE PPTY TR	COM	86/12/31-04/12/31	3/19/2004	1,152,895 98	930,365 00	222,530 98
800 00	LEXINGTON CORPORATE PPTY TR	COM	86/12/31-04/12/31	3/22/2004	17,203 08	13,912 00	3,291 08
4,700 00	LEXINGTON CORPORATE PPTY TR	COM	86/12/31-04/12/31	3/24/2004	100,816 22	81,733 00	19,083 22
4,400 00	LEXINGTON CORPORATE PPTY TR	COM	86/12/31-04/12/31	3/26/2004	94,380 71	76 516 00	17 864 71
5 400 00	LEXINGTON CORPORATE PPTY TR	COM	86/12/31-04/12/31	2/26/2004	116,956 18	93,906 00	23,050 18
400 00	MILLS CORP	COM	86/12/31-04/12/31	2/12/2004	19,086 70	13,476 00	5,610 70
100 00	MILLS CORP	COM	86/12/31-04/12/31	2/13/2004	4,764 97	3,369 00	1,395 97
3,700 00	MILLS CORP	COM	86/12/31-04/12/31	8/6/2004	172,496 24	195,346 36	(22,850 12)
1,300 00	MILLS CORP	COM	86/12/31-04/12/31	9/23/2004	65,676 67	67,766 14	(2,089 47)
2,200 00	MILLS CORP	COM	86/12/31-04/12/31	9/24/2004	111,539 14	110 413 18	1,125 96
4,700 00	MILLS CORP	COM	86/12/31-04/12/31	10/21/2004	259,740 82	206,309 54	53,431 28
1,100 00	MILLS CORP	COM	86/12/31-04/12/31	10/29/2004	60,724 29	45,449 91	15,274 38
1,900 00	OMEGA HEALTHCARE INVESTORS	REAL ESTATE	86/12/31-04/12/31	12/1/2004	24,070 15	20,770 42	3,299 73
2,500 00	OMEGA HEALTHCARE INVESTORS	REAL ESTATE	86/12/31-04/12/31	12/2/2004	31,146 01	27,329 50	3,816 51
3,100 00	OMEGA HEALTHCARE INVESTORS	REAL ESTATE	86/12/31-04/12/31	12/8/2004	36,473 43	33,888 58	2,584 85
3,500 00	OMEGA HEALTHCARE INVESTORS	REAL ESTATE	86/12/31-04/12/31	12/9/2004	41,246 88	38,103 14	3,143 74
4,600 00	ONE LIBRTY PROPERTIES INC	COM	86/12/31-04/12/31	6/1/2004	82,660 06	85,863 14	(3,203 08)
200 00	ONE LIBRTY PROPERTIES INC	COM	86/12/31-04/12/31	6/3/2004	3,593 91	3,733 18	(139 27)
4,700 00	ONE LIBRTY PROPERTIES INC	COM	86/12/31-04/12/31	6/4/2004	84,457 02	87,729 73	(3,272 71)
500 00	ONE LIBRTY PROPERTIES INC	COM	86/12/31-04/12/31	6/15/2004	9,101 48	9,332 95	(231 47)
1,100 00	ONE LIBRTY PROPERTIES INC	COM	86/12/31-04/12/31	6/16/2004	19,961 01	20,532 49	(571 48)
800 00	ONE LIBRTY PROPERTIES INC	COM	86/12/31-04/12/31	6/18/2004	14,535 65	14,932 72	(397 07)
1,200 00	ONE LIBRTY PROPERTIES INC	COM	86/12/31-04/12/31	6/21/2004	21,976 64	22,399 08	(422 44)
3,700 00	ONE LIBRTY PROPERTIES INC	COM	86/12/31-04/12/31	7/1/2004	66,693 52	69,063 83	(2,370 31)
6,100 00	ONE LIBRTY PROPERTIES INC	COM	86/12/31-04/12/31	7/8/2004	110,687 39	113,861 99	(3,174 60)
100 00	ONE LIBRTY PROPERTIES INC	COM	86/12/31-04/12/31	7/9/2004	1,823 20	1,866 59	(43 39)
7,500 00	ONE LIBRTY PROPERTIES INC	COM	86/12/31-04/12/31	7/12/2004	136,660 29	137,997 93	(1,337 64)
3,800 00	ONE LIBRTY PROPERTIES INC	COM	86/12/31-04/12/31	7/13/2004	69,431 59	69,350 00	81 59
21,500 00	ONE LIBRTY PROPERTIES INC	COM	86/12/31-04/12/31	7/16/2004	392,365 79	390,272 09	2,093 70
9,400 00	ONE LIBRTY PROPERTIES INC	COM	86/12/31-04/12/31	5/27/2004	166,584 77	182,205 90	(15,621 13)
11,500 00	PENNSYLVANIA REAL ESTATE INVT	SH BEN INT	86/12/31-04/12/31	3/3/2004	420,309 73	397,037 14	23,272 59
2,100 00	PENNSYLVANIA REAL ESTATE INVT	SH BEN INT	86/12/31-04/12/31	3/4/2004	76,556 29	66,483 69	10,072 60
3,800 00	PENNSYLVANIA REAL ESTATE INVT	SH BEN INT	86/12/31-04/12/31	3/10/2004	137,805 79	116,100 22	21,705 57
1,900 00	PENNSYLVANIA REAL ESTATE INVT	SH BEN INT	86/12/31-04/12/31	3/11/2004	67,429 12	56,525 00	10,904 12
3,100 00	PENNSYLVANIA REAL ESTATE INVT	SH BEN INT	86/12/31-04/12/31	3/12/2004	111,440 64	92,225 00	19,215 64
2,200 00	PENNSYLVANIA REAL ESTATE INVT	SH BEN INT	86/12/31-04/12/31	3/16/2004	78,536 93	65,450 00	13,086 93
400 00	PENNSYLVANIA REAL ESTATE INVT	SH BEN INT	86/12/31-04/12/31	5/20/2004	12,639 10	11,900 00	739 10
300 00	PENNSYLVANIA REAL ESTATE INVT	SH BEN INT	86/12/31-04/12/31	5/21/2004	9,465 52	8,925 00	540 52
5,700 00	PENNSYLVANIA REAL ESTATE INVT	SH BEN INT	86/12/31-04/12/31	5/24/2004	177,967 49	169,575 00	8,392 49
7,100 00	PENNSYLVANIA REAL ESTATE INVT	SH BEN INT	86/12/31-04/12/31	5/25/2004	224,966 03	211,225 00	13,741 03
4,700 00	PENNSYLVANIA REAL ESTATE INVT	SH BEN INT	86/12/31-04/12/31	6/21/2004	157,670 49	139,825 00	17,845 49
1,200 00	PENNSYLVANIA REAL ESTATE INVT	SH BEN INT	86/12/31-04/12/31	10/12/2004	48,380 82	45,806 28	2,574 54
7,900 00	PENNSYLVANIA REAL ESTATE INVT	SH BEN INT	86/12/31-04/12/31	10/13/2004	318,241 67	289,594 57	28,647 10
4,200 00	PENNSYLVANIA REAL ESTATE INVT	SH BEN INT	86/12/31-04/12/31	10/14/2004	168,940 62	141,908 23	27,032 39
4,700 00	PENNSYLVANIA REAL ESTATE INVT	SH BEN INT	86/12/31-04/12/31	10/15/2004	189,700 71	139,825 00	49,875 71
900 00	PENNSYLVANIA REAL ESTATE INVT	SH BEN INT	86/12/31-04/12/31	10/18/2004	36,588 91	26,775 00	9,813 91
4,900 00	PENNSYLVANIA REAL ESTATE INVT	SH BEN INT	86/12/31-04/12/31	10/21/2004	198,358 62	145,775 00	52,583 62
4,800 00	PENNSYLVANIA REAL ESTATE INVT	SH BEN INT	86/12/31-04/12/31	10/22/2004	195,233 50	142,800 00	52,433 50
3,900 00	PENNSYLVANIA REAL ESTATE INVT	SH BEN INT	86/12/31-04/12/31	10/26/2004	156,651 91	116,025 00	40,626 91
400 00	PENNSYLVANIA REAL ESTATE INVT	SH BEN INT	86/12/31-04/12/31	2/26/2004	14,449 59	14,820 80	(371 21)
3,900 00	PENNSYLVANIA REAL ESTATE INVT	SH BEN INT	86/12/31-04/12/31	5/26/2004	129,192 66	116,025 00	13,167 66
3,300 00	PENNSYLVANIA REAL ESTATE INVT	SH BEN INT	86/12/31-04/12/31	5/27/2004	109,121 84	98,175 00	10,946 84
1,400 00	PROLOGIS	SH BEN INT	86/12/31-04/12/31	2/12/2004	45,637 86	38,430 00	7,207 86

THE ROCKEFELLER FOUNDATION
EMPLOYEE ID NO 13-1659629
GAIN AND LOSSES FOR TAX ON INVESTMENT INCOME
FORM 990 PF 2004, PART IV

Shares/Par Value	Security Name	Security Description	Date Bought	Date Sold	Proceeds	Cost	Realized
9,200 00	PROLOGIS	SH BEN INT	86/12/31-04/12/31	2/13/2004	300,382 47	252,540 00	47,842 47
10,300 00	PROLOGIS	SH BEN INT	86/12/31-04/12/31	8/4/2004	356,883 54	311,390 77	45,492 77
3,000 00	PROLOGIS	SH BEN INT	86/12/31-04/12/31	8/18/2004	106,363 70	90,130 68	16,233 02
200 00	PROLOGIS	SH BEN INT	86/12/31-04/12/31	8/19/2004	7,090 15	5,999 20	1,090 95
1,800 00	PROLOGIS	SH BEN INT	86/12/31-04/12/31	10/1/2004	65,323 16	53,992 80	11,330 36
1,900 00	PROLOGIS	SH BEN INT	86/12/31-04/12/31	10/4/2004	69,014 93	56,992 40	12,022 53
6,700 00	PROLOGIS	SH BEN INT	86/12/31-04/12/31	10/29/2004	258,293 01	195,566 71	62,726 30
1,500 00	PROLOGIS	SH BEN INT	86/12/31-04/12/31	10/29/2004	58,248 13	42,771 53	15,476 60
3,100 00	RAMCO GERSHENSON PPTYS TR	COM SH BEN INT	86/12/31-04/12/31	2/13/2004	88,809 59	78,863 48	9,946 11
800 00	RECKSON ASSOCS RLTY CORP	COM	86/12/31-04/12/31	10/29/2004	24,634 94	22,440 00	2,194 94
500 00	REGENCY CTRS CORP	COM	86/12/31-04/12/31	1/2/2004	19,879 21	16,280 00	3,599 21
4,100 00	REGENCY CTRS CORP	COM	86/12/31-04/12/31	1/7/2004	163,187 84	133,496 00	29,671 84
10,200 00	ROUSE CO	COM	86/12/31-04/12/31	6/21/2004	487,330 30	493,652 84	(6,322 54)
100 00	ROUSE CO	COM	86/12/31-04/12/31	8/4/2004	5,013 98	4,688 83	325 15
300 00	ROUSE CO	COM	86/12/31-04/12/31	8/5/2004	15,023 07	14,066 49	956 58
3,800 00	ROUSE CO	COM	86/12/31-04/12/31	8/6/2004	187,967 91	178,175 54	9,792 37
6,000 00	ROUSE CO	COM	86/12/31-04/12/31	8/18/2004	305,992 83	262,325 54	43,667 29
300 00	ROUSE CO	COM	86/12/31-04/12/31	8/19/2004	15,226 56	11,475 00	3,751 56
6,200 00	ROUSE CO	COM	86/12/31-04/12/31	8/20/2004	412,910 33	237,150 00	175,760 33
9,700 00	ROUSE CO	COM	86/12/31-04/12/31	8/20/2004	647,459 83	371,025 00	276,434 83
9,700 00	ROUSE CO	COM	86/12/31-04/12/31	8/20/2004	646,198 86	371,025 00	275,173 86
9,600 00	ROUSE CO	COM	86/12/31-04/12/31	8/20/2004	640,465 32	367,200 00	273,265 32
1,400 00	ROUSE CO	COM	86/12/31-04/12/31	2/26/2004	68,805 35	67,900 00	905 35
2,000 00	ROUSE CO	COM	86/12/31-04/12/31	2/27/2004	97,480 99	97,000 00	480 99
400 00	SL GREEN RLTY CORP	COM	86/12/31-04/12/31	9/20/2004	20,540 79	17,078 68	3,462 11
2,100 00	SL GREEN RLTY CORP	COM	86/12/31-04/12/31	9/21/2004	107,955 95	89,663 07	18,292 88
900 00	SL GREEN RLTY CORP	COM	86/12/31-04/12/31	9/22/2004	46,259 54	38,427 03	7,832 51
400 00	SL GREEN RLTY CORP	COM	86/12/31-04/12/31	10/14/2004	21,401 37	17,078 68	4,322 69
3,400 00	SL GREEN RLTY CORP	COM	86/12/31-04/12/31	10/15/2004	181,864 46	144,368 24	37,496 22
1,300 00	SL GREEN RLTY CORP	COM	86/12/31-04/12/31	10/18/2004	70,073 81	55,182 27	14,891 54
1,900 00	SL GREEN RLTY CORP	COM	86/12/31-04/12/31	10/21/2004	103,365 17	79,509 87	23,855 30
300 00	SL GREEN RLTY CORP	COM	86/12/31-04/12/31	10/22/2004	16,281 42	12,554 19	3,727 23
1,100 00	SL GREEN RLTY CORP	COM	86/12/31-04/12/31	12/8/2004	64,250 37	45,934 90	18,315 47
1,100 00	SL GREEN RLTY CORP	COM	86/12/31-04/12/31	12/10/2004	64,290 74	45,934 90	18,355 84
1,200 00	SL GREEN RLTY CORP	COM	86/12/31-04/12/31	12/13/2004	70,173 75	50,110 80	20,062 95
600 00	SL GREEN RLTY CORP	COM	86/12/31-04/12/31	12/15/2004	35,242 81	25,055 40	10,187 41
4,800 00	SL GREEN RLTY CORP	COM	86/12/31-04/12/31	10/29/2004	262,775 12	200,509 98	62,265 14
3,800 00	SIMON PPTY GROUP INC NEW	COM	86/12/31-04/12/31	8/4/2004	204,895 00	198,097 61	6,797 39
6,400 00	SIMON PPTY GROUP INC NEW	COM	86/12/31-04/12/31	10/29/2004	372,660 07	340,908 18	31,751 89
1,900 00	STARWOOD HOTELS + RESORTS	PAIRD 1 CL B SH BEN + 1 COM	86/12/31-04/12/31	9/14/2004	85,330 42	85,251 22	79 20
15,100 00	STARWOOD HOTELS + RESORTS	PAIRD 1 CL B SH BEN + 1 COM	86/12/31-04/12/31	9/21/2004	689,270 16	671,476 36	17,793 80
4,600 00	STARWOOD HOTELS + RESORTS	PAIRD 1 CL B SH BEN + 1 COM	86/12/31-04/12/31	9/22/2004	211,555 48	201,121 70	10,433 78
800 00	STARWOOD HOTELS + RESORTS	PAIRD 1 CL B SH BEN + 1 COM	86/12/31-04/12/31	9/23/2004	36,830 73	34,425 36	2,405 37
4,400 00	SUMMIT PPTYS INC	COM	86/12/31-04/12/31	10/5/2004	134,388 25	108,578 00	25,810 25
1,400 00	SUMMIT PPTYS INC	COM	86/12/31-04/12/31	10/13/2004	42,299 58	34,230 00	8,069 58
4,800 00	SUMMIT PPTYS INC	COM	86/12/31-04/12/31	10/14/2004	145,087 63	114,325 32	30,762 31
7,800 00	SUMMIT PPTYS INC	COM	86/12/31-04/12/31	10/18/2004	240,609 54	182,001 78	58,607 76
1,200 00	SUMMIT PPTYS INC	COM	86/12/31-04/12/31	10/19/2004	37,025 73	27,719 10	9,306 63
1,200 00	SUMMIT PPTYS INC	COM	86/12/31-04/12/31	10/20/2004	36,782 49	27,715 20	9,067 29
3,700 00	UNITED DOMINION RLTY TR INC	COM	86/12/31-04/12/31	6/17/2004	73,413 67	71,974 25	1,439 42
3,700 00	UNITED DOMINION RLTY TR INC	COM	86/12/31-04/12/31	6/18/2004	73,269 01	71,974 25	1,294 76
9,200 00	UNITED DOMINION RLTY TR INC	COM	86/12/31-04/12/31	6/21/2004	182,716 91	178,963 00	3,753 91
8,000 00	UNITED DOMINION RLTY TR INC	COM	86/12/31-04/12/31	6/22/2004	158,595 47	155,620 00	2,975 47
1,700 00	UNITED DOMINION RLTY TR INC	COM	86/12/31-04/12/31	6/23/2004	33,665 67	33,069 25	596 42
5,400 00	UNITED DOMINION RLTY TR INC	COM	86/12/31-04/12/31	6/24/2004	106,410 98	105,043 50	1,367 48
10,300 00	UNITED DOMINION RLTY TR INC	COM	86/12/31-04/12/31	9/7/2004	213,268 85	201,305 55	11,963 30
2,300 00	UNITED DOMINION RLTY TR INC	COM	86/12/31-04/12/31	5/27/2004	45,366 43	44,740 75	625 68
3,400 00	UNITED DOMINION RLTY TR INC	COM	86/12/31-04/12/31	6/30/2004	67,148 42	66,138 50	1,009 92
4,700 00	VORNADO RLTY TR	COM	86/12/31-04/12/31	6/22/2004	265,710 15	281,324 60	(15,614 45)
2,100 00	VORNADO RLTY TR	COM	86/12/31-04/12/31	6/23/2004	118,647 22	125,122 00	(6,474 78)
100 00	VORNADO RLTY TR	COM	86/12/31-04/12/31	9/14/2004	6,162 60	5,975 25	187 35
4,500 00	VORNADO RLTY TR	COM	86/12/31-04/12/31	10/4/2004	291,663 36	268,886 25	22,777 11
800 00	VORNADO RLTY TR	COM	86/12/31-04/12/31	12/1/2004	59,632 28	47,664 00	11,968 28
2,300 00	VORNADO RLTY TR	COM	86/12/31-04/12/31	12/21/2004	171,931 55	137,034 00	34,897 55
200 00	VORNADO RLTY TR	COM	86/12/31-04/12/31	10/29/2004	13,413 82	11,916 00	1,497 82
2,800 00	VORNADO RLTY TR	COM	86/12/31-04/12/31	10/29/2004	188,448 18	167,117 25	21,330 93
400 00	STARWOOD HOTELS + RESORTS	PAIRD 1 CL B SH BEN + 1 COM	86/12/31-04/12/31	7/19/2004	18,223 49	11,493 44	6,730 05
18,000 00	STARWOOD HOTELS + RESORTS	PAIRD 1 CL B SH BEN + 1 COM	86/12/31-04/12/31	7/19/2004	805,481 13	517,204 80	288,276 33
5,000 00	EAGLE HOSPITALITY PPTYS TR INC	COM	86/12/31-04/12/31	12/10/2004	48,695 85	50,261 02	(1,565 17)
700 00	POST PPTYS INC	COM	86/12/31-04/12/31	8/24/2004	20,991 10	19,967 57	1,023 53
1,300 00	POST PPTYS INC	COM	86/12/31-04/12/31	8/25/2004	39,116 08	37,068 77	2,047 31
100 00	POST PPTYS INC	COM	86/12/31-04/12/31	9/8/2004	3,093 92	2,838 65	255 27
300 00	POST PPTYS INC	COM	86/12/31-04/12/31	9/8/2004	9,249 38	8,515 95	733 43
300 00	POST PPTYS INC	COM	86/12/31-04/12/31	10/1/2004	9,107 78	8,515 95	591 83
100 00	POST PPTYS INC	COM	86/12/31-04/12/31	10/13/2004	3,115 29	2,838 65	276 64
2,500 00	POST PPTYS INC	COM	86/12/31-04/12/31	10/14/2004	77,996 42	70,387 36	7,609 06
600 00	POST PPTYS INC	COM	86/12/31-04/12/31	10/18/2004	19,370 78	16,714 66	2,656 12
600 00	POST PPTYS INC	COM	86/12/31-04/12/31	10/19/2004	19,335 26	16,701 06	2,634 20
600 00	POST PPTYS INC	COM	86/12/31-04/12/31	10/21/2004	19,227 74	16,626 53	2,601 21
800 00	POST PPTYS INC	COM	86/12/31-04/12/31	10/22/2004	25,661 71	21,777 51	3,884 20
600 00	POST PPTYS INC	COM	86/12/31-04/12/31	10/26/2004	19,019 67	16,146 51	2,873 16
3,800 00	STARWOOD HOTELS + RESORTS	PAIRD 1 CL B SH BEN + 1 COM	86/12/31-04/12/31	6/16/2004	166,364 28	166,744 00	(379 72)
	TOTAL MORTGAGES, NOTES AND CONTRACTS				**70,031,277.00**	**63,964,001.29**	**6,067,276.71**
	MUNICIPAL OBLIGATION						

THE ROCKEFELLER FOUNDATION
EMPLOYEE ID NO 13-1659629
GAIN AND LOSSES FOR TAX ON INVESTMENT INCOME
FORM 990 PF 2004, PART IV

Shares/Par Value	Security Name	Security Description	Date Bought	Date Sold	Proceeds	Cost	Realized
125,000 00	ILLINOIS ST	5 1% 01 Jun 2033	86/12/31-04/12/31	1/26/2004	117,731 25	125,000 00	(7,268 75)
65,000 00	ILLINOIS ST	5 1% 01 Jun 2033	86/12/31-04/12/31	1/27/2004	61,059 70	65,000 00	(3,940 30)
345,000 00	ILLINOIS ST	5 1% 01 Jun 2033	86/12/31-04/12/31	2/3/2004	323,023 50	345,000 00	(21,976 50)
80,000 00	ILLINOIS ST	5 1% 01 Jun 2033	86/12/31-04/12/31	2/10/2004	75,184 42	80,000 00	(4,815 58)
660,000 00	ILLINOIS ST	5 1% 01 Jun 2033	86/12/31-04/12/31	2/24/2004	626,662 54	660,000 00	(33,337 46)
2,275,000 00	NEW JERSEY ECONOMIC DEV AUTH	0 01% 15 Feb 2016	86/12/31-04/12/31	5/6/2004	1,163,207 50	570,615 50	592,592 00
600,000 00	NEW JERSEY ECONOMIC DEV AUTH	0% 15 Feb 2021	86/12/31-04/12/31	3/2/2004	229,794 00	102,528 00	127,266 00
1,115,000 00	NEW JERSEY ECONOMIC DEV AUTH	0% 15 Feb 2025	86/12/31-04/12/31	2/27/2004	331,456 05	148,607 20	182,848 85
95,000 00	WISCONSIN ST GEN FD ANNUAL	5 7% 01 May 2026	86/12/31-04/12/31	3/12/2004	101,975 28	94,708 63	7 266 65
	TOTAL MUNICIPAL OBLIGATION				**3,030,094 24**	**2,191,459.33**	**838,634.91**
	CORPORATE OBLIGATION						
940,223 57	GARDENWAY TERM LOAN	8 25% 21 Oct 2097	86/12/31-04/12/31	12/14/2004	-	913,293 23	(913,293 23)
2,321,523 00	KASPER A S L LTD	12 75% 31 Mar 2004	86/12/31-04/12/31	2/2/2004	577,502 06	-	577,502 06
1,756,681 72	NCO PORTFOLIO MGT SECRD TRM LN	15% 31 Dec 2004	86/12/31-04/12/31	12/31/2004	300,881 54	1,756,661 72	(1,455,780 18)
-	MAXWELL SR BANK DEBT/FRANKLIN		86/12/31-04/12/31	4/5/2004	1,142 89	-	1,142 89
-	MAXWELL SR BK DEBT RABO BANK		86/12/31-04/12/31	4/5/2004	5,898 57	-	5,898 57
-	MAXWELL SR BK DEBT RABO BANK		86/12/31-04/12/31	3/26/2004	40,337 09	-	40,337 09
-	MAXWELL SR BANK DEBT/FRANKLIN		86/12/31-04/12/31	3/26/2004	7,888 47	-	7,888 47
-	FRUIT OF THE LOOM INC 7 0%		86/12/31-04/12/31	5/18/2004	224 08	-	224 08
700,000 00	GENERAL MTRS ACCEP CORP	6% 01 Nov 2031	86/12/31-04/12/31	1/7/2004	787,367 00	680,288 74	107,078 26
1,300,000 00	GENERAL MTRS ACCEP CORP	1% 16 Jan 2007	86/12/31-04/12/31	2/12/2004	1,300,946 40	1,300,000 00	946 40
1,400,000 00	GENERAL MTRS ACCEP MTN	3 185% 18 May 2006	86/12/31-04/12/31	11/22/2004	1,398,334 00	1,400,000 00	(1,666 00)
600,000 00	GOLDMAN SACHS GROUP INC MTN	1% 09 Jan 2007	86/12/31-04/12/31	5/7/2004	600,798 00	600,000 00	798 00
600,000 00	MORGAN STANLEY	1% 12 Jan 2007	86/12/31-04/12/31	5/7/2004	600,798 00	600 000 00	798 00
1 200,000 00	DEUTSCHE BANK CAPITAL TRUST	1% 29 Dec 2049	86/12/31-04/12/31	4/29/2004	1,270,500 00	1 211,631 53	58,868 47
125 000 00	CREDIT SUISSE FIRST BOSTON USA	4 7% 01 Jun 2009	86/12/31-04/12/31	11/10/2004	128,290 00	124,740 83	3,549 17
225,000 00	CREDIT SUISSE FIRST BOSTON USA	4 7% 01 Jun 2009	86/12/31-04/12/31	12/8/2004	231,288 75	224,540 22	6,748 53
700,000 00	FLEET FINL GROUP INC NEW	6 375% 15 May 2008	86/12/31-04/12/31	12/13/2004	758,947.00	725,110 29	33,836 71
350,000 00	J P MORGAN CHASE + CO	5 25% 30 May 2007	86/12/31-04/12/31	2/18/2004	377,132 00	378,564 07	(1,432 07)
100,000 00	JACKSON NATL LIFE GLOBAL FDG	5 25% 15 Mar 2007	86/12/31-04/12/31	12/13/2004	103,738 00	102,886 81	851 19
200,000 00	KEYSPAN CORP	7 625% 15 Nov 2010	86/12/31-04/12/31	7/16/2004	233,142 00	226,656 63	6,485 37
350,000 00	LEHMAN BROTHERS HLDGS INC	6 625% 05 Feb 2006	86/12/31-04/12/31	1/9/2004	381,713 50	369,992 12	11,721 38
400,000 00	MELLON BK N A	7% 15 Mar 2006	86/12/31-04/12/31	12/13/2004	418,952 00	413,385 11	5,568 89
900,000 00	MIDLAND BK PLC	7 625% 15 Jun 2006	86/12/31-04/12/31	11/17/2004	961,407 00	943,403 19	18,003 81
150,000 00	MORGAN STANLEY GROUP INC	6 75% 15 Apr 2011	86/12/31-04/12/31	9/24/2004	169,971 00	158,435 55	11,535 45
150,000 00	MORGAN STANLEY DEAN WITTER	6 6% 01 Apr 2012	86/12/31-04/12/31	10/18/2004	168,826 50	168,559 97	266 53
650,000 00	RABOBANK CAPITAL FUND II	5 26% 29 Dec 2049	86/12/31-04/12/31	7/13/2004	636,818 00	650,000 00	(13,182 00)
350,000 00	RABOBANK CAPITAL FUND II	5 26% 29 Dec 2049	86/12/31-04/12/31	7/15/2004	342,503 00	350,000 00	(7,497 00)
400,000 00	SCHLUMBERGER TECHNOLOGY CORP	6 5% 15 Apr 2012	86/12/31-04/12/31	6/15/2004	434,116 00	398,929 72	35,186 28
400,000 00	SCOTLAND INTL FIN B V 144A	8 85% 01 Nov 2006	86/12/31-04/12/31	12/13/2004	439,220 00	442,385 95	(3,165 95)
300,000 00	VERIZON NEW YORK INC	6 875% 01 Apr 2012	86/12/31-04/12/31	1/5/2004	330,987 00	335,188 41	(4,201 41)
200,000 00	VIACOM INC	7 7% 30 Jul 2010	86/12/31-04/12/31	1/12/2004	241,248 00	225,675 28	15,572 72
250,000 00	VIACOM INC	7 7% 30 Jul 2010	86/12/31-04/12/31	6/2/2004	285,110 00	255,926 56	29,183 44
200,000 00	WASHINGTON MUT FIN CORP	6 875% 15 May 2011	86/12/31-04/12/31	2/5/2004	230,326 00	217,174 09	13,151 91
175,000 00	ANZ CAP TR I	4 484% 31 Dec 2049	86/12/31-04/12/31	9/14/2004	175,892 50	175,000 00	892 50
150,000 00	ANZ CAP TR I	5 36% 29 Dec 2049	86/12/31-04/12/31	1/8/2004	151,282 50	149,994 47	1,288 03
120,000 00	ANZ CAP TR I	5 36% 29 Dec 2049	86/12/31-04/12/31	6/9/2004	114,240 00	119,996 79	(5,756 79)
155,000 00	ALLSTATE LIFE GLOBAL FDG	4 5% 29 May 2009	86/12/31-04/12/31	7/15/2004	157,010 35	154,692 08	2,318 27
95,000 00	ALLSTATE LIFE GLOBAL FDG	4 5% 29 May 2009	86/12/31-04/12/31	7/19/2004	96,672 95	94,811 46	1,861 49
150,000 00	AMERICAN EXPRESS CO	4 75% 17 Jun 2009	86/12/31-04/12/31	6/23/2004	151,332 00	149,749 50	1,582 50
85,000 00	AMERICAN GEN CORP	8 5% 01 Jul 2030	86/12/31-04/12/31	10/25/2004	113,332 20	106,886 43	6,445 77
165,000 00	BANK AMER CORP	7 4% 15 Jan 2011	86/12/31-04/12/31	4/5/2004	193,850 25	191,051 46	2,798 79
210,000 00	BANK AMER CORP	7 4% 15 Jan 2011	86/12/31-04/12/31	11/29/2004	243,047 70	234,956 70	8,091 00
160,000 00	BANK AMER CORP	4 375% 01 Dec 2010	86/12/31-04/12/31	9/14/2004	161,611 20	159,134 83	2,476 37
200,000 00	BANK AMER CORP	5 375% 15 Jun 2014	86/12/31-04/12/31	8/2/2004	201,138 00	198,187 65	2,950 35
65,000 00	BANK AMER CORP	5 375% 15 Jun 2014	86/12/31-04/12/31	11/4/2004	68,355 30	64,423 76	3,931 54
335,000 00	BANK ONE CORP	6 5% 01 Feb 2006	86/12/31-04/12/31	3/24/2004	363,552 05	363,923 90	(371 85)
95,000 00	BARCLAYS BK PLC	1% 29 Sep 2049	86/12/31-04/12/31	11/10/2004	115,918 05	116,832 44	(914 39)
250,000 00	BELLSOUTH CAP FDG CORP	6 04% 15 Nov 2026	86/12/31-04/12/31	1/23/2004	276,000 00	261,198 43	14,801 57
175,000 00	BELLSOUTH CORP	5 2% 15 Sep 2014	86/12/31-04/12/31	11/10/2004	176,286 25	178,083 41	(1,797 16)
150,000 00	BOTTLING GROUP LLC	5% 15 Nov 2013	86/12/31-04/12/31	4/14/2004	150,367 50	149,054 61	1,312 89
125,000 00	BRISTOL MYERS SQUIBB CO	5 75% 01 Oct 2011	86/12/31-04/12/31	9/14/2004	133,767 50	129,187 23	4,580 27
140,000 00	CVS CORP	4 875% 15 Sep 2014	86/12/31-04/12/31	11/22/2004	138,798 80	138,816 64	(17 84)
280,000 00	CITIGROUP INC	7 25% 01 Oct 2010	86/12/31-04/12/31	4/2/2004	328,826 40	314,076 65	14,749 75
640,000 00	CITIGROUP INC	7 25% 01 Oct 2010	86/12/31-04/12/31	9/13/2004	734,799 00	731,064 03	3,734 97
230,000 00	CITIGROUP INC	5 75% 10 May 2006	86/12/31-04/12/31	7/23/2004	241,067 60	232,920 83	8,146 77
250,000 00	CITIGROUP INC	5 875% 22 Feb 2033	86/12/31-04/12/31	8/5/2004	240,670 00	259,838 77	(19,168 77)
190,000 00	CITIGROUP INC	5 875% 22 Feb 2033	86/12/31-04/12/31	8/10/2004	185,529 30	189,941 95	(4,412 65)
120,000 00	CITIGROUP INC	5 875% 22 Feb 2033	86/12/31-04/12/31	8/17/2004	117,067 20	119,588 41	(2,519 21)
175,000 00	CITIGROUP INC	5 125% 05 May 2014	86/12/31-04/12/31	5/18/2004	169,741 25	174,067 25	(4,326 00)
120,000 00	CITIGROUP INC	5 125% 05 May 2014	86/12/31-04/12/31	6/9/2004	116,301 60	119,365 79	(3,064 19)
100,000 00	CITIGROUP INC	5 125% 05 May 2014	86/12/31-04/12/31	5/27/2004	98,017 00	99,467 00	(1,450 00)
350,000 00	CITIGROUP INC	4 25% 29 Jul 2009	86/12/31-04/12/31	8/26/2004	354,714 50	350,913 50	3,801 00
205,000 00	CITIGROUP INC	4 25% 29 Jul 2009	86/12/31-04/12/31	9/3/2004	207,585 05	205,527 45	2,057 60
145,000 00	CITIGROUP INC	4 25% 29 Jul 2009	86/12/31-04/12/31	9/7/2004	146,806 70	145,372 89	1,433 81
490 00	CITIGROUP INC	5% 15 Sep 2014	86/12/31-04/12/31	11/5/2004	499 40	476 58	22 82
180,000 00	CITIGROUP INC	5% 15 Sep 2014	86/12/31-04/12/31	11/10/2004	180,279 00	175,070 25	5,208 75
575,000 00	CITIGROUP INC	5% 15 Sep 2014	86/12/31-04/12/31	11/22/2004	577,967 00	559,252 17	18,714 83
375,000 00	CONOCO FDG CO	6 35% 15 Oct 2011	86/12/31-04/12/31	1/15/2004	427,631 25	411,233 75	16,397 50
175,000 00	CONOCO FDG CO	6 35% 15 Oct 2011	86/12/31-04/12/31	1/27/2004	198,250 50	191,864 67	6,385 83
75,000 00	CREDIT SUISSE FIRST BOSTON USA	6 125% 15 Nov 2011	86/12/31-04/12/31	5/18/2004	78,479 25	77,955 67	523 58
95,000 00	CREDIT SUISSE FIRST BOSTON USA	6 125% 15 Nov 2011	86/12/31-04/12/31	7/16/2004	101,828 60	98,675 71	3,152 89
285,000 00	CREDIT SWISS FIRST BOSTON	3 875% 15 Jan 2009	86/12/31-04/12/31	3/30/2004	290,947 95	283,311 91	7,636 04

THE ROCKEFELLER FOUNDATION
EMPLOYEE ID NO 13-1659629
GAIN AND LOSSES FOR TAX ON INVESTMENT INCOME
FORM 990 PF 2004, PART IV

Shares/Par Value	Security Name	Security Description	Date Bought	Date Sold	Proceeds	Cost	Realized
200,000 00	CREDIT SUISSE FIRST BOSTON USA	4 7% 01 Jun 2009	86/12/31-04/12/31	6/8/2004	199,294 00	199,551 88	(257 88)
120,000 00	CREDIT SUISSE FIRST BOSTON USA	4 7% 01 Jun 2009	86/12/31-04/12/31	7/16/2004	122,084 40	119,735 92	2,348 48
175,000 00	DETROIT EDISON CO	6 125% 01 Oct 2010	86/12/31-04/12/31	1/12/2004	196,238 00	182,524 32	13,713 68
125,000 00	DIAGEO FIN BV	3% 15 Dec 2006	86/12/31-04/12/31	3/30/2004	127,291 25	124,964 95	2,326 30
65,000 00	DIAGEO FIN BV	3 875% 01 Apr 2011	86/12/31-04/12/31	4/14/2004	62,308 35	64,457 25	(2,148 90)
50,000 00	DOW CHEM CO	5 97% 15 Jan 2009	86/12/31-04/12/31	5/26/2004	52,567 50	49,994 07	2,573 43
15,000 00	DOW CHEM CO	7 375% 01 Nov 2029	86/12/31-04/12/31	1/23/2004	17,429 40	14,955 36	2,474 04
50,000 00	DOW CHEM CO	7 375% 01 Nov 2029	86/12/31-04/12/31	5/26/2004	53,852 00	49,851 87	4,000 13
350,000 00	DOW CHEM CO	6 125% 01 Feb 2011	86/12/31-04/12/31	2/26/2004	385,903 00	367,286 52	18,616 48
100,000 00	DOW CHEM CO	5 75% 15 Dec 2008	86/12/31-04/12/31	5/26/2004	104,957 00	99,996 15	4,960 85
325,000 00	DUKE ENERGY CO	4 5% 01 Apr 2010	86/12/31-04/12/31	1/12/2004	334,922 25	329,439 22	5,483 03
145,000 00	GENERAL ELEC CO	5% 01 Feb 2013	86/12/31-04/12/31	8/16/2004	147,515 75	144,825 58	2,690 17
550,000 00	GENERAL ELEC CAP CORP MTN	2 8% 16 Jan 2007	86/12/31-04/12/31	6/9/2004	540,122 00	549,469 01	(9,347 01)
1,110,000 00	GENERAL ELEC CAP CORP MTN	2 8% 15 Jan 2007	86/12/31-04/12/31	7/9/2004	1,099,510 50	1,108,955 48	(9,444 98)
265,000 00	GENERAL ELEC CAP CORP MTN	2 8% 15 Jan 2007	86/12/31-04/12/31	3/30/2004	268,055 45	264,728 41	3,327 04
1,025,000 00	GENERAL ELEC CAP CORP MTN	3 45% 16 Jul 2007	86/12/31-04/12/31	11/23/2004	1,023,688 00	1,024,104 90	(416 90)
150,000 00	GENERAL ELEC CAP CORP MTN	3 45% 16 Jul 2007	86/12/31-04/12/31	12/9/2004	150,108 00	149,870 94	237 06
465,000 00	GENERAL ELEC CAP CORP MTN	6 125% 22 Feb 2011	86/12/31-04/12/31	1/8/2004	512,885 70	492,022 71	20,862 99
360,000 00	GENERAL ELEC CAP CORP MTN	5 875% 15 Feb 2012	86/12/31-04/12/31	1/8/2004	389,181 60	394,956 49	(5,774 89)
125,000 00	GENERAL ELEC CAP CORP MTN	5 875% 15 Feb 2012	86/12/31-04/12/31	7/27/2004	131,895 00	136,516 98	(4,621 98)
135,000 00	GENERAL ELEC CAP CORP MTN	5 875% 15 Feb 2012	86/12/31-04/12/31	9/7/2004	145,557 00	147,279 01	(1,722 01)
255,000 00	GENERAL ELEC CAP CORP MTN	5 875% 15 Feb 2012	86/12/31-04/12/31	10/8/2004	277,098 30	267,013 75	10,084 55
50,000 00	GENERAL ELEC CAP CORP MTN	6 75% 15 Mar 2032	86/12/31-04/12/31	1/27/2004	56,757 50	55,127 33	1,630 17
150,000 00	GENERAL ELEC CAP CORP MTN	6% 15 Jun 2012	86/12/31-04/12/31	5/25/2004	157,321 50	158,202 00	(880 50)
120,000 00	GLAXOSMITHKLINE CAP INC	4 375% 15 Apr 2014	86/12/31-04/12/31	9/8/2004	116,408 40	119,116 23	(2,707 83)
40,000 00	GOLDMAN SACHS GROUP INC	7 35% 01 Oct 2009	86/12/31-04/12/31	7/16/2004	45,438 40	45,187 70	250 70
200,000 00	GOLDMAN SACHS GROUP INC	6 875% 15 Jan 2011	86/12/31-04/12/31	2/25/2004	230,490 00	222,531 08	7,958 92
55,000 00	GOLDMAN SACHS GROUP INC	6 6% 15 Jan 2012	86/12/31-04/12/31	6/3/2004	58,791 70	59,272 56	(480 86)
265,000 00	GOLDMAN SACHS GROUP INC	4 125% 15 Jan 2008	86/12/31-04/12/31	6/30/2004	265,696 95	271,500 12	(5,803 17)
75,000 00	GOLDMAN SACHS GROUP INC	6 125% 15 Feb 2033	86/12/31-04/12/31	7/15/2004	72,239 25	79,696 86	(7,457 61)
55,000 00	GOLDMAN SACHS GROUP INC	5 25% 15 Oct 2013	86/12/31-04/12/31	3/10/2004	57,589 85	54,966 99	2,632 86
85,000 00	GOLDMAN SACHS GROUP INC	5 25% 15 Oct 2013	86/12/31-04/12/31	2/25/2004	87,065 50	84,948 84	2,116 66
85,000 00	GOLDMAN SACHS GROUP INC	5 25% 15 Oct 2013	86/12/31-04/12/31	2/25/2004	87,085 05	84,948 84	2,136 21
240,000 00	GOLDMAN SACHS GROUP INC	3 875% 15 Jan 2009	86/12/31-04/12/31	2/18/2004	243,146 40	239,471 00	3,675 40
215,000 00	GOLDMAN SACHS GROUP INC	3 875% 15 Jan 2009	86/12/31-04/12/31	12/8/2004	214,978 50	210,315 27	4,663 23
100,000 00	GOLDMAN SACHS GROUP INC	5 15% 15 Jan 2014	86/12/31-04/12/31	8/18/2004	99,744 00	99,638 88	105 12
85,000 00	GOLDMAN SACHS CAP I	6 345% 15 Feb 2034	86/12/31-04/12/31	4/5/2004	85,379 10	86,592 40	(1,213 30)
105,000 00	GOLDMAN SACHS CAP I	6 345% 15 Feb 2034	86/12/31-04/12/31	4/13/2004	104,475 00	105,000 00	(525 00)
100,000 00	HSBC HLDGS PLC	5 25% 12 Dec 2012	86/12/31-04/12/31	1/15/2004	104,710 00	107,785 07	(3,075 07)
300,000 00	HSBC BK USA NEW YORK N Y	4 625% 01 Apr 2014	86/12/31-04/12/31	11/17/2004	294,864 00	299,297 14	(4,433 14)
750,000 00	HOME DEPOT INC	5 375% 01 Apr 2006	86/12/31-04/12/31	9/13/2004	781,522 50	767,898 74	13,623 76
265,000 00	HOUSEHOLD FIN CORP	5 875% 01 Feb 2009	86/12/31-04/12/31	4/5/2004	288,322 65	245,866 35	42,456 30
110,000 00	HOUSEHOLD FIN CORP	6 75% 15 May 2011	86/12/31-04/12/31	11/29/2004	123,169 20	125,508 68	(2,339 48)
150,000 00	HOUSEHOLD FIN CORP	7% 15 May 2012	86/12/31-04/12/31	3/30/2004	175,683 00	171,036 15	4,646 85
50 000 00	HOUSEHOLD FIN CORP	7 625% 17 May 2032	86/12/31-04/12/31	4/7/2004	61,368 50	65,355 29	(3,986 79)
260,000 00	HOUSEHOLD FIN CORP	4 75% 15 Jul 2013	86/12/31-04/12/31	2/6/2004	256,669 40	255,633 45	1,035 95
150,000 00	HOUSEHOLD FIN CORP	4 75% 15 Jul 2013	86/12/31-04/12/31	8/12/2004	145,831 50	141,452 41	4,379 09
110,000 00	JP MORGAN CHASE	6 75% 01 Feb 2011	86/12/31-04/12/31	11/10/2004	123,703 80	116,500 17	7,203 63
110,000 00	JP MORGAN CHASE CO	4 5% 15 Nov 2010	86/12/31-04/12/31	3/30/2004	113,424 30	109,755 89	3,668 41
155,000 00	JPMORGAN CHASE + CO	2 16% 02 Oct 2009	86/12/31-04/12/31	10/19/2004	155,091 45	155,000 00	91 45
75,000 00	JPMORGAN CHASE + CO	1% 02 Oct 2009	86/12/31-04/12/31	11/10/2004	75,118 50	75,000 00	118 50
70,000 00	JPMORGAN CHASE + CO	1% 02 Oct 2009	86/12/31-04/12/31	11/29/2004	70,046 90	70,000 00	46 90
40,000 00	LEHMAN BROTHERS HLDGS INC	4 375% 30 Nov 2010	86/12/31-04/12/31	9/22/2004	40,412 00	39,975 96	436 04
245,000 00	LEHMAN BROTHERS HLDGS INC	3 6% 13 Mar 2009	86/12/31-04/12/31	4/5/2004	242,738 65	244,764 63	(2,025 98)
145,000 00	LEHMAN BROTHERS HLDGS INC	4 8% 13 Mar 2014	86/12/31-04/12/31	5/18/2004	134,227 95	133,339 10	888 85
80 000 00	LEHMAN BROTHERS HLDGS INC	4 8% 13 Mar 2014	86/12/31-04/12/31	5/27/2004	74,734 40	73,566 40	1,168 00
30,000 00	METLIFE INC	6 5% 15 Dec 2032	86/12/31-04/12/31	1/8/2004	32,024 40	29,765 06	2,259 34
165,000 00	MORGAN STANLEY GROUP INC	6 875% 01 Mar 2007	86/12/31-04/12/31	9/21/2004	179,737 80	180,050 23	(312 43)
75,000 00	MORGAN STANLEY GROUP INC	6 1% 15 Apr 2006	86/12/31-04/12/31	3/24/2004	81,302 25	79,473 62	1,828 63
60,000 00	MORGAN STANLEY GROUP INC	6 75% 15 Apr 2011	86/12/31-04/12/31	2/6/2004	68,517 60	66,918 91	1,598 69
75,000 00	MORGAN STANLEY GROUP INC	6 75% 15 Apr 2011	86/12/31-04/12/31	9/8/2004	84,027 00	81,898 11	2,128 89
50,000 00	MORGAN STANLEY GROUP INC	5 8% 01 Apr 2007	86/12/31-04/12/31	6/15/2004	52,603 50	53,077 68	(474 18)
75,000 00	MORGAN STANLEY GROUP INC	5 8% 01 Apr 2007	86/12/31-04/12/31	7/16/2004	79,678 50	79,473 97	204 53
90,000 00	MORGAN STANLEY GROUP INC	5 3% 01 Mar 2013	86/12/31-04/12/31	7/15/2004	89,858 70	90,046 00	(187 30)
190,000 00	MORGAN STANLEY GROUP INC	5 3% 01 Mar 2013	86/12/31-04/12/31	8/18/2004	193,412 40	189,882 94	3,529 46
25,000 00	MORGAN STANLEY GROUP INC	5 3% 01 Mar 2013	86/12/31-04/12/31	9/8/2004	25,477 50	24,976 26	501 24
150,000 00	MORGAN STANLEY	3 875% 15 Jan 2009	86/12/31-04/12/31	5/4/2004	147,355 50	150,392 74	(3,037 24)
250,000 00	MORGAN STANLEY	3 875% 15 Jan 2009	86/12/31-04/12/31	6/14/2004	241,017 50	249,324 29	(8,306 79)
145,000 00	MORGAN STANLEY	3 875% 15 Jan 2009	86/12/31-04/12/31	6/17/2004	140,312 15	144,609 14	(4,296 99)
20,000 00	MORGAN STANLEY	3 875% 15 Jan 2009	86/12/31-04/12/31	8/24/2004	19,889 40	19,948 03	(58 63)
100,000 00	MORGAN STANLEY	4 75% 01 Apr 2014	86/12/31-04/12/31	4/2/2004	96,317 00	99,130 48	(2,813 48)
30,000 00	MORGAN STANLEY	4 75% 01 Apr 2014	86/12/31-04/12/31	6/14/2004	27,240 90	27,573 99	(333 09)
165,000 00	MORGAN STANLEY	4 75% 01 Apr 2014	86/12/31-04/12/31	4/29/2004	153,793 20	163,573 56	(9,780 36)
135,000 00	MORGAN STANLEY	4 75% 01 Apr 2014	86/12/31-04/12/31	4/30/2004	126,153 45	133,833 17	(7,679 72)
90,000 00	MORGAN STANLEY	4 75% 01 Apr 2014	86/12/31-04/12/31	5/27/2004	82,733 40	82,665 00	68 40
60,000 00	NEW ENGLAND TEL + TELEG CO	7 875% 15 Nov 2029	86/12/31-04/12/31	11/4/2004	72,384 00	78,468 89	(6,084 89)
70,000 00	PACIFIC LIFE CORP	6 6% 15 Sep 2033	86/12/31-04/12/31	5/13/2004	69,748 70	69,935 72	(187 02)
400,000 00	PRUDENTIAL INS CO AMER	6 375% 23 Jul 2006	86/12/31-04/12/31	3/11/2004	438,984 00	416,135 78	22,848 22
65,000 00	SBC COMMUNICATIONS INC	5 875% 15 Aug 2012	86/12/31-04/12/31	4/2/2004	69,694 30	69,687 30	7 00
95,000 00	SBC COMMUNICATIONS INC	5 875% 15 Aug 2012	86/12/31-04/12/31	4/7/2004	101,781 10	101,600 57	180 53
65,000 00	SBC COMMUNICATIONS INC	5 875% 15 Aug 2012	86/12/31-04/12/31	5/24/2004	66,454 05	69,443 92	(2,989 87)
35,000 00	SBC COMMUNICATIONS INC	4 125% 15 Sep 2009	86/12/31-04/12/31	11/5/2004	35,024 15	34,992 34	31 81
105,000 00	SBC COMMUNICATIONS INC	5 1% 15 Sep 2014	86/12/31-04/12/31	11/4/2004	106,344 00	104,885 55	1,458 45
70,000 00	SBC COMMUNICATIONS INC	5 1% 15 Sep 2014	86/12/31-04/12/31	11/29/2004	69,650 00	69,923 70	(273 70)
140 000 00	SLM CORP MEDIUM TERM NTS	5 625% 01 Aug 2033	86/12/31-04/12/31	1/22/2004	137,701 20	130,958 80	6,742 40

THE ROCKEFELLER FOUNDATION
EMPLOYEE ID NO 13-1659629
GAIN AND LOSSES FOR TAX ON INVESTMENT INCOME
FORM 990 PF 2004, PART IV

Shares/Par Value	Security Name	Security Description	Date Bought	Date Sold	Proceeds	Cost	Realized
70,000 00	SLM CORP MEDIUM TERM NTS	5 625% 01 Aug 2033	86/12/31-04/12/31	1/27/2004	67,951 80	65,110 74	2,841 06
195,000 00	SLM CORP	5% 01 Oct 2013	86/12/31-04/12/31	11/29/2004	195,898 95	197,908 70	(2,009 75)
20,000 00	SLM CORP	5 375% 15 May 2014	86/12/31-04/12/31	6/3/2004	19,560 80	19,955 50	(394 70)
100,000 00	SLM CORP	5 375% 15 May 2014	86/12/31-04/12/31	6/9/2004	97,488 00	99,777 77	(2,289 77)
135,000 00	SLM CORP	5 375% 15 May 2014	86/12/31-04/12/31	8/13/2004	137,424 60	133,737 14	3,687 46
30,000 00	SLM CORP	5 375% 15 May 2014	86/12/31-04/12/31	8/18/2004	30,584 40	29,451 38	1,133 02
145,000 00	SLM CORP	5 375% 15 May 2014	86/12/31-04/12/31	7/28/2004	143,571 75	144,680 91	(1,109 16)
175,000 00	SLM CORP	3 5% 30 Sep 2006	86/12/31-04/12/31	7/15/2004	176,102 50	174,873 92	1,228 58
955,000 00	TEXACO CAP INC	9 75% 15 Mar 2020	86/12/31-04/12/31	11/4/2004	1,426,197 00	1,145,019 22	281,177 78
40,000 00	VERIZON GLOBAL FDG CORP	7 75% 01 Dec 2030	86/12/31-04/12/31	1/8/2004	47,541 20	40,013 93	7,527 27
30,000 00	VERIZON GLOBAL FDG CORP	7 75% 01 Dec 2030	86/12/31-04/12/31	10/12/2004	36,064 20	35,680 50	383 70
150 000 00	VERIZON NEW JERSEY INC	5 875% 17 Jan 2012	86/12/31-04/12/31	1/6/2004	159,480 00	146 039 73	13,440 27
75 000 00	VERIZON NEW JERSEY INC	5 875% 17 Jan 2012	86/12/31-04/12/31	9/14/2004	79,767 00	73 154 50	6,612 50
70,000 00	VERIZON NEW JERSEY INC	5 875% 17 Jan 2012	86/12/31-04/12/31	10/8/2004	74,009 60	68,290 21	5,719 39
170,000 00	VODAFONE AIRTOUCH PLC	7 75% 15 Feb 2010	86/12/31-04/12/31	11/10/2004	198,252 30	199 381 76	(1 129 46)
50,000 00	VODAFONE GROUP PLC NEW	6 25% 30 Nov 2032	86/12/31-04/12/31	5/17/2004	48,657 50	49,716 17	(1,058 67)
165,000 00	VODAFONE GROUP PLC	5% 16 Dec 2013	86/12/31-04/12/31	8/19/2004	165,524 70	161,827 84	3,696 86
25,000 00	VODAFONE GROUP PLC	5% 16 Dec 2013	86/12/31-04/12/31	9/14/2004	25,330 75	23,966 66	1,364 09
115,000 00	WACHOVIA CORP 2ND NEW	3 625% 17 Feb 2009	86/12/31-04/12/31	6/14/2004	110,481 65	114,753 22	(4,271 57)
105,000 00	WACHOVIA CORP 2ND NEW	3 625% 17 Feb 2009	86/12/31-04/12/31	6/23/2004	101,401 65	104,069 26	(2,667 61)
95,000 00	WACHOVIA CORP 2ND NEW	3 625% 17 Feb 2009	86/12/31-04/12/31	3/30/2004	96,444 00	94,788 26	1,655 74
175,000 00	WACHOVIA CORP NEW	5 25% 01 Aug 2014	86/12/31-04/12/31	9/7/2004	177,276 75	174,423 04	2,853 71
55,000 00	WAL MART STORES INC	7 55% 15 Feb 2030	86/12/31-04/12/31	1/23/2004	69,319 80	67,790 02	1,529 78
45,000 00	WAL MART STORES INC	7 55% 15 Feb 2030	86/12/31-04/12/31	2/19/2004	56,348 55	55,453 41	895 14
15,000 00	WAL MART STORES INC	7 55% 15 Feb 2030	86/12/31-04/12/31	2/20/2004	18,784 95	18,484 31	300 64
220,000 00	WELLS FARGO + CO NEW	3 125% 01 Apr 2009	86/12/31-04/12/31	4/5/2004	214,711 20	219,657 12	(4,945 92)
5,000 00	WELLS FARGO + CO NEW	3 125% 01 Apr 2009	86/12/31-04/12/31	4/6/2004	4,887 35	4,992 22	(104 87)
190,000 00	WELLS FARGO + CO NEW	3 125% 01 Apr 2009	86/12/31-04/12/31	6/9/2004	179,035 10	178,427 96	607 14
215,000 00	WELLS FARGO + CO NEW	1% 15 Sep 2009	86/12/31-04/12/31	10/21/2004	214,866 70	215,000 00	(133 30)
110,000 00	WELLS FARGO FINL INC	6 125% 18 Apr 2012	86/12/31-04/12/31	6/23/2004	118,149 90	119,737 44	(1,587 54)
70 000 00	WESTERN + SOUTHN FINL GROUP	5 75% 15 Jul 2033	86/12/31-04/12/31	12/7/2004	67,690 70	61,767 38	5,923 32
203,000 00	AMAZON COM	6 875% 16 Feb 2010	86/12/31-04/12/31	4/16/2004	245,338 31	126,868 65	118,469 66
44,000 00	MUELLER INDS INC	6% 01 Nov 2014	86/12/31-04/12/31	11/4/2004	43,780 00	43,122 52	657 48
200 00	MUELLER INDS INC	6% 01 Nov 2014	86/12/31-04/12/31	11/16/2004	196 99	196 01	0 98
	TOTAL CORPORATE OBLIGATION				**41,269,876.06**	**42,006,910.49**	**(737,034.44)**
	ZERO COUPON						
500,000 00	UNITED STATES TRES BD STRP PRN	0% 15 May 2017	86/12/31-04/12/31	3/15/2004	276,710 00	255,975 00	20,735 00
300,000 00	UNITED STATES TRES BD STRP PRN	0 01% 15 May 2020	86/12/31-04/12/31	7/9/2004	127,887 00	122,745 00	5,142 00
200,000 00	UNITED STATES TRES BD STRP PRN	0 01% 15 May 2020	86/12/31-04/12/31	7/19/2004	86,918 00	81,830 00	5,088 00
100,000 00	UNITED STATES TRES BD STRP PRN	0 01% 15 May 2020	86/12/31-04/12/31	7/30/2004	42,498 00	40,915 00	1,583 00
200,000 00	UNITED STATES TRES BD STRP PRN	0% 15 May 2020	86/12/31-04/12/31	12/1/2004	90,334 00	81,830 00	8,504 00
100,000 00	UNITED STATES TRES BD STRP PRN	0 01% 15 May 2021	86/12/31-04/12/31	9/17/2004	42,881 00	39,847 00	3,034 00
2 000,000 00	UNITED STATES TRES BD STRP PRN	0% 15 Nov 2021	86/12/31-04/12/31	12/10/2004	861,760 00	831,993 00	29,767 00
900,000 00	UNITED STATES TREAS BD STRP	0% 15 Nov 2022	86/12/31-04/12/31	12/1/2004	349,884 00	335,778 00	14,106 00
1,810,000 00	UNITED STATES TREAS BD STRP PR	0% 15 Nov 2024	86/12/31-04/12/31	1/6/2004	565,172 50	445,459 10	119,713 40
400,000 00	UNITED STATES TREAS BD STRPPED	0% 15 Feb 2025	86/12/31-04/12/31	9/2/2004	135,080 00	125,424 00	9,656 00
3,000,000 00	UNITED STATES TREAS BD STRPPED	0% 15 Feb 2025	86/12/31-04/12/31	12/14/2004	1,089,870 00	917,573 10	172,296 90
100,000 00	UNITED STATES TREAS BD	0% 15 Nov 2027	86/12/31-04/12/31	4/30/2004	26,461 00	26 874 00	(413 00)
1,200,000 00	UNITED STATES TRES SC STRP INT	0% 15 Feb 2012	86/12/31-04/12/31	12/14/2004	902,040 00	869,960 00	32,080 00
5,200,000 00	UNITED STATES TRES SC STRP INT	0% 15 Feb 2014	86/12/31-04/12/31	1/6/2004	3,254,888 00	3,280,492 00	(25,604 00)
4,800,000 00	UNITED STATES TRES SC STRP INT	0% 15 Feb 2014	86/12/31-04/12/31	1/6/2004	3,007,488 00	3,026,256 12	(18,768 12)
1,000,000 00	UNITED STATES TRES SC STRP INT	0% 15 Feb 2014	86/12/31-04/12/31	4/14/2004	632,330 00	613,007 10	19,322 90
1,000,000 00	UNITED STATES TRES SC STRP INT	0% 15 Feb 2014	86/12/31-04/12/31	4/14/2004	630,210 00	568,125 77	62,084 23
1,300,000 00	UNITED STATES TRES SC STRP INT	0% 15 Feb 2014	86/12/31-04/12/31	4/16/2004	822,848 00	748,436 13	74,411 87
1,500,000 00	UNITED STATES TRES SC STRP INT	0% 15 Feb 2014	86/12/31-04/12/31	4/29/2004	936,330 00	871,836 00	64,494 00
1,660,000 00	UNITED STATES TRES SC STRP INT	0% 15 Feb 2014	86/12/31-04/12/31	5/10/2004	1,012,566 80	966,465 28	46,101 52
600,000 00	UNITED STATES TRES SC STRP INT	0% 15 May 2012	86/12/31-04/12/31	10/18/2004	593,568 00	576,128 00	17,440 00
2,100,000 00	UNITED STATES TRES SC STRP INT	0% 15 May 2012	86/12/31-04/12/31	12/14/2004	1,559,271 00	1,441,020 00	118,251 00
1,600,000 00	UNITED STATES TRES SC STRP INT	0% 15 May 2014	86/12/31-04/12/31	5/11/2004	959,504 00	996,035 00	(36,531 00)
1,000,000 00	UNITED STATES TRES SC STRP INT	0% 15 May 2014	86/12/31-04/12/31	6/4/2004	604,790 00	621,368 00	(16,578 00)
3,000,000 00	UNITED STATES TRES SC STRP INT	0% 15 May 2014	86/12/31-04/12/31	12/15/2004	2,015,970 00	1,851,353 00	164,617 00
1,800,000 00	UNITED STATES TRES BD STRP PRN	0% 15 May 2018	86/12/31-04/12/31	1/13/2004	876,924 00	667,944 00	208,980 00
1,150,000 00	UNITED STATES TRES BD STRP PRN	0% 15 May 2020	86/12/31-04/12/31	3/18/2004	528,793 00	477,296 00	51,497 00
1,450,000 00	UNITED STATES TRES BD STRP PRN	0% 15 Aug 2020	86/12/31-04/12/31	3/9/2004	656,531 00	623,954 26	32,576 74
640,000 00	UNITED STATES TREAS BD STRP	0% 15 Nov 2022	86/12/31-04/12/31	2/9/2004	238,937 60	233,734 40	5,203 20
615,000 00	UNITED STATES TREAS BD STRP	0% 15 Nov 2022	86/12/31-04/12/31	2/10/2004	229,677 90	224,604 15	5,073 75
575,000 00	UNITED STATES TREAS BD STRP	0 01% 15 Nov 2022	86/12/31-04/12/31	3/9/2004	227,935 75	209,995 75	17,940 00
1,150,000 00	UNITED STATES TRES SC STRP INT	0% 15 May 2020	86/12/31-04/12/31	1/6/2004	475,870 00	472,115 95	3,754 05
550,000 00	UNITED STATES TRES SC STRP INT	0% 15 Feb 2021	86/12/31-04/12/31	3/4/2004	229,102 50	228,899 00	203 50
1,005,000 00	UNITED STATES TRES SC STRP INT	0% 15 Feb 2025	86/12/31-04/12/31	3/4/2004	328,996 80	331,770 60	(2,773 80)
	TOTAL ZERO COUPON				**24,420,027.86**	**23,207,039.71**	**1,212,988.14**
	CONVERTIBLE BONDS						
23,000 00	CREDIT SUISSE GP	6% 23 Dec 2005	86/12/31-04/12/31	10/22/2004	22,520 12	15,700 08	6,820 04
27,000 00	CREDIT SUISSE GP	6% 23 Dec 2005	86/12/31-04/12/31	11/16/2004	29,615 65	17,751 59	11,864 06
3,000,000 00	SMFG FINANCE (KY)	2 25% 11 Jul 2005	86/12/31-04/12/31	10/6/2004	58,635 87	39,424 28	19,211 59
6,000,000 00	SMFG FINANCE (KY)	2 25% 11 Jul 2005	86/12/31-04/12/31	10/22/2004	115,830 12	74,316 38	41,513 74
9,000,000 00	SMFG FINANCE (KY)	2 25% 11 Jul 2005	86/12/31-04/12/31	11/16/2004	202,419 93	66,413 96	136,005 97
3,000,000 00	SMFG FINANCE (KY)	2 25% 11 Jul 2005	86/12/31-04/12/31	8/30/2004	57,240 75	58,206 60	(965 85)
9,000,000 00	SMFG FINANCE (KY)	2 25% 11 Jul 2005	86/12/31-04/12/31	6/14/2004	204,318 33	161,804 47	42,513 86
9,000,000 00	SMFG FINANCE (KY)	2 25% 11 Jul 2005	86/12/31-04/12/31	6/18/2004	203,801 72	204,318 33	(516 81)
	TOTAL CONVERTIBLE BONDS				**894,382.49**	**637,936.69**	**256,446.80**
	SHORT TERM						

THE ROCKEFELLER FOUNDATION
EMPLOYEE ID NO 13-1659629
GAIN AND LOSSES FOR TAX ON INVESTMENT INCOME
FORM 990 PF 2004, PART IV

Shares/Par Value	Security Name	Security Description	Date Bought	Date Sold	Proceeds	Cost	Realized
900,000 00	GENERAL ELEC CAP CORP DISC	0 01% 12 Apr 2004	86/12/31-04/12/31	1/21/2004	897,888 50	897,765 50	123 00
4,000,000 00	HBOS TREAS SVCS PLC	1 105% 23 Jan 2004	86/12/31-04/12/31	1/21/2004	3,999,777 78	3,999,754 44	23 34
400,000 00	ING AMERICA INS HL	1 65% 16 Nov 2004	86/12/31-04/12/31	8/20/2004	398,441 67	398,368 33	73 34
1,000,000 00	ING U S FDG LLC	1 325% 07 Sep 2004	86/12/31-04/12/31	8/18/2004	999,166 67	999,263 89	(97 22)
1,500,000 00	ROYAL BK OF SCOTLAND PLC	1 085% 20 Jan 2004	86/12/31-04/12/31	1/16/2004	1,499,838 34	1,499,819 18	19 16
1,700,000 00	WESTPACTRUST SECS NZ LTD LONDO	1 07% 23 Feb 2004	86/12/31-04/12/31	2/12/2004	1,699,480 56	1,699,444 19	36 37
21,875 18	EUR COLLATERAL		86/12/31-04/12/31	11/16/2004	26,582 35	28,388 53	(1,806 18)
42 00	EUR COLLATERAL		86/12/31-04/12/31	12/16/2004	55 80	55 82	(0 02)
100,000 00	SANTANDER CNTL HISPANO	2 01% 14 Jan 2005	86/12/31-04/12/31	10/25/2004	99,536 50	99,547 75	(11 25)
200,000 00	SANTANDER CNTL HISPANO	2 01% 14 Jan 2005	86/12/31-04/12/31	10/25/2004	199,080 00	199,106 67	(26 67)
500,000 00	SCALDIS CAP LTD+SCALDIS LLC	1 66% 18 Nov 2004	86/12/31-04/12/31	10/18/2004	499,250 83	499,331 39	(80 56)
	TOTAL SHORT TERM				**10,319,099.00**	**10,320,845.69**	**(1,746.69)**
	SUNDRY ASSETS						
151,741 86	INTEGRATE HEALT	5% 15 Sep 2006	86/12/31-04/12/31	6/18/2004	4,176 22	41,440 17	(37,263 95)
1,611,008 01	GARDENWAY REVOLVING CREDIT	8 25% 31 Aug 1998	86/12/31-04/12/31	12/14/2004	81,334 66	1,569,414 91	(1,488,080 25)
398,341 98	INTERGRATED HEALTH SERVICES	BD REVOLVER	86/12/31-04/12/31	6/18/2004	10,963 10	173,763 75	(162,800 65)
-	MUTAL BENEFIT INSURANCE	CLASS 4 CLAIM	86/12/31-04/12/31	11/18/2004	62,379 31	-	62,379 31
253 55	SILCHESTER INTL TOBACCO FREE	INTL VALUE EQUITY TRUST	86/12/31-04/12/31	11/30/2004	6,478 00	5,930 04	547 96
253 77	SILCHESTER INTL TOBACCO FREE	INTL VALUE EQUITY TRUST	86/12/31-04/12/31	10/29/2004	6,155 00	5,884 93	270 07
253 34	SILCHESTER INTL TOBACCO FREE	INTL VALUE EQUITY TRUST	86/12/31-04/12/31	12/31/2004	6,760 00	5,951 07	808 93
253 98	SILCHESTER INTL TOBACCO FREE	INTL VALUE EQUITY TRUST	86/12/31-04/12/31	9/30/2004	6,002 00	5,868 19	133 81
-	SILCHESTER INTL TOBACCO FREE	INTL VALUE EQUITY TRUST	86/12/31-04/12/31	12/31/2004	90,112 00	-	90,112 00
	TOTAL SUNDRY ASSETS				**274,360.29**	**1,808,263.08**	**(1,533,892.77)**
	TOTAL CAPITAL GAIN/LOSS ON INVESTMENTS				**4,189,011,667.43**	**4,011,126,645.11**	**177,886,122.32**

THE ROCKEFELLER FOUNDATION
EMPLOYEE ID NO 13-1659629
GAIN AND LOSSES ON NONTAXABLE INVESTMENTS
FOR YEAR 2004

Shares/Par Value	Security Name	Security Description	Date Bought	Date Sold	Proceeds	Cost	Realized
	OPTIONS						
660,000 00	SOUTH AFRICAN RAND	JAN 8 25 PUT	86/12/31-04/12/31	1/28/2004	-	29,172 00	(29,172 00)
	TOTAL OPTIONS:				-	**29,172.00**	**(29,172.00)**
	FUTURES						
	GAIN/LOSS ON FUTURES				1,205,220 24	-	1,205,220 24
	FOREIGN CURRENCY						
	GAIN/LOSS ON FOREIGN CURRENCY				(14,422,478 86)	-	(14,422,478 86)
	TOTAL NONTAXABLE GAIN/LOSS ON INVESTMENTS				(13,217,258 62)	29,172 00	(13,246,430 62)

* These items of income, gain and loss are not subject to the Section 4940 tax based on IRS action on Decision CC-1987-018 (June 29, 1987) agreeing with the holding of Zemurray Foundation v U S , 755 F 2d 404 (5th Circuit, 1985) See also, GCM 39538 (August 4, 1986) and IRS private letter rulings 199905038 (Nov 12, 1998) and 9815056 (Jan 13, 1998)

STATEMENT #2

THE ROCKEFELLER FOUNDATION
Employer ID No. 13-1659629
Form 990PF - 2004

DETAILS OF OTHER INCOME
(Part I - line 11)

	Column a	Column b	Column c	Exclusion code
Partnership ordinary, other portfolio and other income	-*	3,542,029		14/16
Other deductions relating to portfolio income per K-1s	-*	(10,087,806)		14/16
Net Partnership earnings other than interest, dividends and capital gains/(losses)		(6,545,777)		
Loss on Investment Double Bottom Line Ventures LLC	(3,600,000)	(3,600,000)		18
Loss on Investment Lowlands Agricultural Technical Services, LTD	(300,000)	(300,000)		18
Rental Income	177,660	177,660		16
Programmatic investments loan interest	82,998	82,998		14
Flexible Spending Account Income	14,863			01
Philanthropy Workshop fee income	54,983		54,983	N/A
Tax refunds	1,280,264			01
TOTAL OTHER INCOME	($2,289,232)	($10,185,119)	$54,983	

*** Otherwise reflected in Line 6 for Column (a) purposes.**

STATEMENT #2A

THE ROCKEFELLER FOUNDATION
Employer ID No. 13-1659629
Form 990PF - 2004

Analysis of Income-Producing Activites
(Part XVI A- line 11)- Other Revenue

	Column d	Exclusion code
Loss on Investment Double Bottom Line Ventures LLC	(3,600,000)	18
Loss on Investment Lowlands Agricultural Technical Services, LTD	(300,000)	18
Rental Income	177,660	16
Programmatic investments loan interest	82,998	14
Flexible Spending Account Income	14,863	01
Tax refunds	1,280,264	01
TOTAL OTHER INCOME	($2,344,215)	

THE ROCKEFELLER FOUNDATION
Employer ID No. 13-1659629
Form 990PF - 2004

	TOTAL (Column a)	ATTRIBUTABLE TO INVESTMENT INCOME (Column b)	Adjusted Net Income (Column C)	DISBURSEMENTS FOR CHARITABLE PURPOSES (Column d)
				Statement #3
LEGAL FEES				
Patterson, Belknap, Webb & Tyler (PBW&T)	768,798	53,691		711,547
Paul, Weiss, Rifkind, Wharton	148,101	125,886 *		0
Fiddler, Gonzalez & Rodriguez	1,016	1,016		0
Morrison & Foerster LLP	2,262			2,262
Schulte, Roth & Zabel	35,966	35,966		0
Fragomen, Del Rey, Bernsen & Loewy, PC	14,618			14,618
Testa, Hurwitz & Thibeault	45,989	39,091 **		0
Goodrich, Riquelme Y Asociados	3,820			3,820
Other firms (under $600 each)	1,263	498		765
Total legal fees	**1,021,832**	**256,148**	**0**	**733,011**
* Allocated to 990T. $22,215				
** Allocated to 990T: $ 6,898				
*** Allocated to 990T· $ 3,560				
				Statement #4
ACCOUNTING FEES				
Deloitte & Touche LLP	137,227	72,350		64,877
Ernst & Young LLP	8,500	1,750		6,750
Total accounting fees	**145,727**	**74,100**	**0**	**71,627**
				Statement #5
OTHER PROFESSIONAL FEES				
Consultants	231,181	175,742	54,983	456
Custodians & Investment Managers	13,945,629	12,494,266		1,451,363
Total other professional fees	**14,176,810**	**12,670,008**	**54,983**	**1,451,819**
				Statement #6
TAXES				
2004 Federal excise tax payments	2,834,313			
Federal, NYS, and other state UBTI taxes	2,090,570			
Total taxes	**4,924,883**	**0**	**0**	**0**
				Statement #7
OTHER EXPENSES				
Computer Operations (hardware leases, software, development, data communications, supplies, etc.)	2,604,924	181,354		2,423,570
Furniture & Equipment (leases, purchases, etc.)	516,520	59,520		457,000
Office Expenses (supplies, stationery, postage, other)	611,386	61,337		550,049
Sundries (insurance, memberships, training, staff functions, other)	1,386,253	142,661		1,243,592
Refunds of prior years' expenses***	-	-		1,285
Total other expenses	**5,119,083**	**444,872**	**0**	**4,675,495**

***** Refund of amounts (that were netted against payments above) treated as qualifying distributions in prior years after December 31, 1969.**

THE ROCKEFELLER FOUNDATION
990 HOLDINGS
AS OF DECEMBER 31, 2004
Investments- U S and state governement obligations

STATEMENT 8

Fund Name	Security Name	Security Description	Par Value	Base Unit Cost	Base Total Cost	Base Price Amount	Base Market Value
	DOMESTIC GOVERNMENT BONDS						
RF - PIMCO	GNMA POOL 460929	7 5% 15 Oct 2027	7,343 20	100 8438	7,405 16	108 1602	7 942 42
RF - PIMCO	GNMA POOL 486123	8 5% 15 Aug 2030	5,526 97	104 8088	5,792 75	109 1602	6 033 25
RF - PIMCO	GNMA POOL 533254	8 5% 15 Jul 2030	11,021 64	104 8086	11,551 63	109 1602	12,031 24
RF - PIMCO	GNMA POOL 543869	7 5% 15 Jan 2031	3,412 36	101 8286	3,474 76	107 7852	3,678 02
RF - PIMCO	GNMA POOL 544658	7 5% 15 Dec 2030	1,478 65	100 8427	1,491 11	107 7852	1,593 77
RF - PIMCO	GOVERNMENT NATL MTG ASSN	2 50125% 16 Feb 2032	150,574 14	99 9062	150,432 97	100 5705	151 433 21
RF - PIMCO	GOVERNMENT NATL MTG ASSN	1 52% 16 Mar 2032	1,065,018 02	99 9183	1,064,147 58	100 5650	1 071 035 58
RF - PIMCO	GOVERNMENT NATL MTG ASSN	6% 20 Jun 2034	2,060,755 02	102 9702	2,121,964 05	103 4222	2,131 277 15
RF - PIMCO	GOVERNMET NATL MTG ASSN	8% 20 Mar 2030	1,561,746 30	99 8437	1,559,306 06	106 0556	1 656 319 72
RF - PIMCO	GNMA II POOL 008927	1% 20 Jul 2026	171,188 49	102 1875	174,933 28	101 3709	173,535 23
RF - PIMCO	GNMA II POOL 008949	3 75% 20 Aug 2026	141 961 54	101 7461	144,440 26	101 3735	143 911 31
RF - PIMCO	GNMA II POOL 080037	6 5% 20 Dec 2026	41,777 54	101 1877	42 273 73	102 0840	42 648 18
RF - PIMCO	GNMA II POOL 080354	4% 20 Dec 2029	777,059 38	99 6569	774,393 00	101 9034	791 849 93
RF - PIMCO	FEDERAL NATL MTG ASSN REMIC	6 5% 25 Feb 2023	943,725 89	84 9260	801 468 84	104 0238	981 699 63
RF - PIMCO	FEDERAL NATL MTG ASSN GTD	6 85% 18 Dec 2027	1,700,000 00	94 1875	1,601 187 50	105 6158	1 795,467 75
RF - PIMCO	FEDERAL NATL MTG ASSN REMIC	0% 25 Mar 2028	830,317 13	71 0312	589 784 63	81 0658	673 102 89
RF - PIMCO	FNMA POOL 093361	6 153% 01 Nov 2019	26,567 61	100 3750	26,667 23	100 7616	26 769 95
RF - PIMCO	FNMA POOL 446656	6 5% 01 Jul 2006	11,508 27	97 0625	11 170 22	102 0195	11 740 68
RF - PIMCO	FNMA POOL 544781	6 557% 01 Feb 2030	1,078,140 72	98 5313	1,062 305 55	102 7250	1 107 520 05
RF - PIMCO	FEDERAL NATL MTG ASSN	6 5% 25 Feb 2033	2 151,361 76	101 5513	2 184,735 37	104 9511	2 257 878 69
RF - PIMCO	FANIEMAE WHOLE LOAN	4 1% 25 Aug 2033	444,173 17	101 5000	450 835 77	99 9679	444 030 37
RF - PIMCO	FHLMC TBA JAN 30 GOLD SINGLE	5 5% 01 Dec 2099	3 500,000 00	101 4688	3,551 406 25	101 5938	3 555 781 25
RF - PIMCO	FED HM LN PC POOL E96988	5% 01 Jun 2018	128 085 34	103 0939	132,048 11	101 8281	130 426 89
RF - PIMCO	FED HM LN PC POOL 1B1776	3 972% 01 Jun 2034	1 448 564 10	98 3906	1 425 251 26	99 5119	1,441 493 66
RF - PIMCO	FED HM LN PC POOL B00404	9% 01 Sep 2005	174 85	105 9994	185 34	101 5751	177 60
RF - PIMCO	FEDERAL HOME LN MTG CORP	1% 15 Jan 2032	137,552 56	100 1719	137,788 98	100 5630	138 326 98
RF - PIMCO	FEDERAL HOME LN MTG CORP	7% 15 Oct 2030	796 037 46	100 2500	798,027 55	103 7747	826 085 65
RF - PIMCO	FEDERAL HOME LN MTG CORP MULTI	6 5% 15 Sep 2031	617 258 57	103 8022	640 727 69	103 1994	637 007 14
RF - PIMCO	FEDERAL HOME LN MTG CORP	6% 15 Aug 2032	1,300,000 00	103 6114	1,346 948 14	104 2872	1 355 733 34
RF - PIMCO	FEDERAL HOME LN MTG CORP	6 5% 25 Oct 2043	3 146 461 72	106 3281	3 345 573 74	104 4313	3 285 891 51
RF - PIMCO	FEDERAL HOME LN BK CONS DSC NT	5 5% 02 Mar 2005	700 000 00	99 6183	697 328 33	99 6183	697 328 33
RF - PIMCO	FEDERAL HOME LN BK CONS DSC NT	2 308717% 09 Mar 2005	2 800 000 00	99 5626	2 787 753 89	99 5626	2,787 753 89
RF - PIMCO	FEDERAL HOME LN BK CONS DSC NT	2 34% 11 Mar 2005	2,500,000 00	99 5505	2,488,763 54	99 5505	2 488 763 55
RF - PIMCO	FEDERAL HOME LN MTG DISC NTS	0 01% 01 Mar 2005	700 000 00	99 6231	697,361 39	99 6231	697 361 39
RF - PIMCO	FEDERAL HOME LN MTG DISC NTS	2 38% 31 Mar 2005	1,300 000 00	99 4116	1 292 350 95	99 4116	1 292 350 96
RF - PIMCO	FEDERAL HOME LN MTG DISC NTS	2 385% 04 Apr 2005	1 100 000 00	99 3839	1 093 222 63	99 3839	1 093 222 63
RF - PIMCO	FEDERAL HOME LN BKS	3 625% 30 Mar 2009	2 685 000 00	100 7786	2,705 904 57	98 3573	2 640 894 31
RF - PIMCO	FEDERAL NATL MTG ASSN DISC NTS	0 01% 23 Feb 2005	100 000 00	99 6643	99 664 33	99 6643	99 664 33
RF - PIMCO	FEDERAL NATL MTG ASSN DISC NTS	0 01% 02 Mar 2005	800 000 00	99 6158	796 926 67	99 6158	796 926 67
RF - PIMCO	FEDERAL NATL MTG ASSN DISC NTS	2 2719204% 09 Mar 2005	200,000 00	99 4138	198 827 53	99 4138	198,827 52
RF - PIMCO	FEDERAL NATL MTG ASSN DISC NTS	6 354502% 15 Mar 2001	1,300,000 00	99 5478	1 294,121 48	99 5478	1 294 121 48
RF - PIMCO	FEDERAL NATL MTG ASSN DISC NTS	2 34% 23 Mar 2005	200 000 00	99 4510	198 902 00	99 4510	198,902 00
RF - PIMCO	FEDERAL NATL MTG ASSN DISC NTS	2 474% 30 Mar 2005	600 000 00	99 3962	596 377 33	99 3962	596 377 33
RF - PIMCO	SMALL BUSINESS ADMIN	4 88% 01 Nov 2024	1 000,000 00	100 0000	1,000,000 00	100 4060	1 004 060 00
RF - PIMCO	TENNESSEE VALLEY AUTH	4 875% 15 Dec 2016	3 600,000 00	105 8297	3,809 868 06	105 2990	3,790,764 00
RF - PIMCO	UNITED STATES TREAS BILLS	0% 03 Mar 2005	120,000 00	99 4608	119,352 93	99 4608	119,352 93
RF - PIMCO	UNITED STATES TREAS BILLS	0% 17 Mar 2005	195,000 00	99 4426	193,913 12	99 4426	193,913 12
RF - PIMCO	UNITED STATES TREAS NTS	4 25% 15 Jan 2010	3,630 272 00	113 7920	4 130 959 75	115 9766	4 210,264 58
RF - PIMCO	UNITED STATES TREAS NTS	2% 15 Jul 2014	2 025,160 00	102 5098	2,075,986 76	103 1875	2 089 711 97
RF - PIMCO	UNITED STATES TREAS NTS	0 875% 15 Apr 2010	3,123,281 00	98 8956	3,088,787 51	99 0625	3,094 000 24
RF - GOLDMAN SACHS	GOVERNMENT NATL MTG ASSN	1% 20 Oct 2031	53,304 39	114 1198	60,830 85	119 8310	63,875 16
RF - GOLDMAN SACHS	GOVERNMENT NATL MTG ASSN	1% 16 Oct 2031	169,785 52	115 5278	196,149 44	125 7265	213,465 44
RF - GOLDMAN SACHS	GOVERNMENT NATL MTG ASSN	1% 16 Oct 2031	213,064 10	113 7109	242 277 03	119 8042	255,259 68
RF - GOLDMAN SACHS	GOVERNMENT NATL MTG	21 8075% 20 Dec 2031	49,013 12	110 6179	54,217 26	119 4217	58,532 30
RF - GOLDMAN SACHS	GOVERNMENT NATL MTG ASSN	6% 20 Jun 2028	27 801 36	6 1250	1,702 83	3 3048	918 79
RF - GOLDMAN SACHS	FEDERAL NATL MTG ASSN REMIC	4 96103% 25 Dec 2020	1,400 94	3 200 0029	44 830 12	1,616 2797	22 643 11
RF - GOLDMAN SACHS	FEDERAL NATL MTG ASSN REMIC	6 5% 25 May 2008	269,771 46	105 0312	283,344 33	103 2166	278,448 87
RF - GOLDMAN SACHS	FEDERAL NATL MTG ASSN REMIC	6 5% 25 Jun 2008	568,620 82	104 9063	596,518 80	103 2782	587,261 46
RF - GOLDMAN SACHS	FEDERAL NATL MTG ASSN GTD	1% 25 Oct 2008	277,888 90	95 1823	264,501 00	112 0841	311,469 27
RF - GOLDMAN SACHS	FEDERAL NATL MTG ASSN GTD	6 5% 25 Dec 2028	238,641 22	103 4062	246,769 93	101 5734	242 395 98
RF - GOLDMAN SACHS	FNMA POOL 395136	3 173% 01 Jul 2027	38,852 95	100 8750	39,192 90	100 9252	39 212 42
RF - GOLDMAN SACHS	FNMA POOL 555066	5 5% 01 Sep 2014	1,290,371 52	104 2344	1,345,010 68	103 7461	1,338 710 00
RF - GOLDMAN SACHS	FNMA POOL 563497	1% 01 Nov 2040	86,865 00	100 8750	87 625 07	100 8068	87 565 83
RF - GOLDMAN SACHS	FNMA POOL 569943	3 173% 01 Jan 2031	24,765 90	100 8750	24,982 60	100 7294	24,946 54
RF - GOLDMAN SACHS	FNMA POOL 620035	3 268% 01 May 2033	81,547 49	100 8750	82,261 04	100 8111	82,208 92
RF - GOLDMAN SACHS	FNMA POOL 620061	3 173% 01 Nov 2027	83,287 40	100 8750	84,016 17	100 9688	84,094 29

THE ROCKEFELLER FOUNDATION
990 HOLDINGS
AS OF DECEMBER 31, 2004
Investments- U.S and state governement obligations

Fund Name	Security Name	Security Description	Par Value	Base Unit Cost	Base Total Cost	Base Price Amount	Base Market Value
RF - GOLDMAN SACHS	FNMA POOL 620062	1% 01 Dec 2037	164,284 45	100 8750	165 721 94	100 8998	165,762 68
RF - GOLDMAN SACHS	FNMA POOL 620064	1% 01 Jan 2038	79,467 04	100 8750	80,162 37	100 8892	80,173 66
RF - GOLDMAN SACHS	FNMA POOL 620039	3 173% 01 Nov 2035	39,555 63	100 8750	39 901 74	100 9205	39 919 74
RF - GOLDMAN SACHS	FNMA POOL 620043	3 268% 01 Jul 2022	41,407 82	100 8750	41 770 12	100 9105	41 784 84
RF - GOLDMAN SACHS	FNMA POOL 620051	3 268% 01 Aug 2032	38,010 23	100 8750	38 342 83	100 8564	38 335 75
RF - GOLDMAN SACHS	FNMA POOL 651074	3 173% 01 Jun 2032	32,211 63	100 8751	32,493 50	99 7675	32,136 74
RF - GOLDMAN SACHS	FEDERAL NATL MTG ASSN	6 5% 25 Sep 2030	237,919 28	102 6875	244 313 37	100 6277	239,412 58
RF - GOLDMAN SACHS	FEDERAL NATL MTG ASSN GTD REMI	4 75% 25 Feb 2014	316,298 78	101 3740	320 644 63	100 3310	317,345 76
RF - GOLDMAN SACHS	FNMA POOL 725922	6 5% 01 Dec 2029	2,432,892 62	105 2500	2 560 619 48	105 3320	2,562 615 18
RF - GOLDMAN SACHS	FNMA POOL 725932	6 5% 01 Dec 2031	2,296,301 45	104 8750	2,408 246 14	105 0508	2 412 282 58
RF - GOLDMAN SACHS	FED HM LN PC POOL G01731	6 5% 01 Dec 2029	93 572 79	105 2422	98,478 05	105 1914	98 430 54
RF - GOLDMAN SACHS	FED HM LN PC POOL G01443	6 5% 01 Aug 2032	1,714 705 02	103 9063	1,781,685 68	105 0352	1,801,043 16
RF - GOLDMAN SACHS	FED HM LN PC POOL G01604	6 5% 01 Aug 2033	871 922 85	104 2109	908,638 98	105 0352	915 825 56
RF - GOLDMAN SACHS	FED HM LN PC POOL C67916	6 5% 01 Jun 2032	790 346 99	103 9063	821 219 92	105 0352	830,142 23
RF - GOLDMAN SACHS	FEDERAL HOME LN MTG PC GTD	1% 15 May 2008	722,625 19	109 3750	790,371 29	104 3971	754,399 89
RF - GOLDMAN SACHS	FEDERAL HOME LN MTG PC GTD	10 0476% 15 May 2008	578,100 16	97 1250	561,479 77	107 5477	621 733 66
RF - GOLDMAN SACHS	FED HM LN PC POOL C01789	6 5% 01 Jan 2034	3,685,306 39	103 8750	3,828,112 01	105 0352	3 870 867 46
RF - GOLDMAN SACHS	FED HM LN PC POOL C01197	6 5% 01 Jul 2031	567 449 89	104 2227	591,411 34	105 0664	596,199 23
RF - GOLDMAN SACHS	FED HM LN PC POOL A16199	7% 01 Apr 2031	512 125 66	105 7812	541,732 92	106 2070	543 913 45
RF - GOLDMAN SACHS	FED HM LN PC POOL A18211	6 5% 01 Sep 2029	124 714 06	103 9062	129 585 70	105 2852	131 305 40
RF - GOLDMAN SACHS	FEDERAL HOME LN MTG PC GTD	3 55% 15 Nov 2023	1,000,000 00	103 3750	1 033 750 00	100 1859	1 001 858 70
RF - GOLDMAN SACHS	FEDERAL HOME LN MTG CORP	5% 15 Apr 2017	562,403 74	12 0000	67,488 45	9 9845	56 153 26
RF - GOLDMAN SACHS	FEDERAL HOME LN MTG CORP	5 5% 15 Aug 2031	682 313 62	10 7029	73,027 03	11 6621	79,572 37
RF - GOLDMAN SACHS	FEDERAL HOME LN BKS	7 625% 14 May 2010	1,900,000 00	118 0100	2,242,190 93	117 1176	2 225,233 45
RF - GOLDMAN SACHS	FEDERAL HOME LN BKS	3 375% 15 Feb 2008	1,900,000 00	99 9560	1,899,163 12	98 9897	1,880,804 68
RF - GOLDMAN SACHS	FEDERAL HOME LN BKS	2 875% 15 Feb 2007	1 000 000 00	100 0839	1,000 839 25	98 9340	989,339 70
RF - GOLDMAN SACHS	FEDERAL HOME LN BKS	4 08% 26 Apr 2010	1,000 000 00	100 1896	1 001 896 00	100 0666	1 000 666 30
RF - GOLDMAN SACHS	FEDERAL HOME LN BKS	2 875% 23 May 2006	3,000 000 00	99 6950	2,990,850 00	99 6136	2,988,406 80
RF - GOLDMAN SACHS	FEDERAL HOME LN MTG CORP	7% 15 Mar 2010	2,200 000 00	113 0181	2,486,397 13	114 1232	2,510 710 62
RF - GOLDMAN SACHS	FEDERAL NATL MTG ASSN	6 625% 15 Sep 2009	1,700,000 00	112 6008	1,914 213 59	111 6207	1,897,551 22
RF - GOLDMAN SACHS	FEDERAL NATL MTG ASSN	7 125% 15 Jun 2010	2,100 000 00	114 9072	2,413 050 70	114 9231	2,413,384 47
RF - GOLDMAN SACHS	FEDERAL NATL MTG ASSN	5 5% 15 Mar 2011	1,300 000 00	106 7408	1,387 629 84	107 2091	1 393,718 82
RF - GOLDMAN SACHS	U S TREAS BOND STRIP	0% 15 Aug 2027	100,000 00	27 8184	27,818 40	31 7108	31 710 77
RF - GOLDMAN SACHS	UNITED STATES TREAS BDS	8 875% 15 Aug 2017	200,000 00	151 4883	302,976 67	141 6406	283 281 24
RF - GOLDMAN SACHS	UNITED STATES TREAS NTS	3% 15 Nov 2007	1 000,000 00	99 2930	992,929 69	99 3906	993,906 20
RF - GOLDMAN SACHS	UNITED STATES TREAS NTS	2 75% 15 Aug 2007	3,920,000 00	99 4504	3,898,455 03	98 9063	3 877,125 00
RF - GOLDMAN SACHS	UNITED STATES TREAS NTS	2 875% 30 Nov 2006	6,200,000 00	99 7465	6,184,285 49	99 6875	6,180,625 00
RF - GOLDMAN SACHS	UNITED STATES TRES BD STRP PRN	0% 15 Aug 2020	300 000 00	41 9420	125 826 00	46 3650	139 095 12
RF - GOLDMAN SACHS	UNITED STATES TRES BD STRP PRN	0% 15 Aug 2021	2,100,000 00	42 6843	896 371 00	43 6507	916 664 07
RF - GOLDMAN SACHS	UNITED STATES TREAS BD STRPPED	0% 15 Feb 2025	1,410,000 00	30 1040	424,466 40	36 0814	508,747 60
RF - GOLDMAN SACHS	UNITED STATES TREAS BD STRIP	0% 15 Aug 2025	1,800 000 00	38 4455	692 018 97	35 1654	632 976 30
RF - GOLDMAN SACHS	UNITED STATES TREAS BD	0 01% 15 Nov 2026	4 750,000 00	32 2077	1,529 865 09	32 9276	1 564 059 10
RF - GOLDMAN SACHS	UNITED STATES TRES SC STRP INT	0% 15 Aug 2014	2,000 000 00	62 6336	1 252 671 92	65 5942	1,311,883 20
RF - GOLDMAN SACHS	UNITED STATES TRES SC STRP INT	0% 15 May 2014	9 200 000 00	61 5489	5,662 498 00	66 4946	6,117 500 44
RF - GOLDMAN SACHS	UNITED STATES TRES BD STRP PRN	0% 15 May 2017	2,150,000 00	47 6714	1 024 934 50	56 0258	1 204 554 05
RF - GOLDMAN SACHS	UNITED STATES TRES BD STRP PRN	0% 15 Nov 2021	300 000 00	41 3360	124 008 00	43 0583	129 174 90
RF BLACKROCK	GNMA I TBA JAN 30 SINGLE FAM	5 5% 01 Dec 2099	(1 800 000 00)	102 0625	(1,837 125 00)	102 0938	(1 837 687 50)
RF BLACKROCK	GNMA I TBA JAN 30 SINGLE FAM	6 5% 01 Dec 2099	500 000 00	105 1797	525 898 44	105 2031	526 015 60
RF BLACKROCK	GNMA POOL 597976	5 5% 15 Aug 2033	527 870 63	99 1138	523,192 72	102 3711	540 386 92
RF BLACKROCK	GNMA POOL 604791	5 5% 15 Nov 2033	1 701,254 67	101 5703	1 727 969 69	102 3711	1 741 592 95
RF BLACKROCK	GNMA POOL 604950	6% 15 Jan 2034	577 996 13	100 8312	582 800 57	103 7813	599 851 61
RF BLACKROCK	GNMA POOL 577512	6% 15 Jan 2032	76,243 83	103 2086	78,690 22	103 9688	79 269 76
RF BLACKROCK	GNMA POOL 607660	5 5% 15 Mar 2033	255 911 70	99 1142	253 644 95	102 3711	261 979 60
RF BLACKROCK	GNMA POOL 385238	6 5% 15 Apr 2009	19,669 84	101 7344	20 010 99	106 8047	21 008 31
RF BLACKROCK	GNMA POOL 427502	6% 15 Apr 2011	184 205 72	100 4375	185 011 62	105 7969	194 883 90
RF BLACKROCK	GNMA POOL 479933	7% 15 Feb 2031	2 092 91	105 8598	2 215 55	106 5156	2 229 28
RF BLACKROCK	GNMA POOL 485624	7% 15 Jul 2031	1 784 14	105 8594	1 888 68	106 4219	1 898 72
RF BLACKROCK	GNMA POOL 526025	7% 15 Aug 2030	25,209 75	105 8594	26 686 89	106 5156	26 852 32
RF BLACKROCK	GNMA POOL 530189	7 5% 15 Dec 2030	4,020 45	101 7187	4 089 55	107 7852	4 333 45
RF BLACKROCK	GNMA POOL 553827	6% 15 Jun 2031	149 250 75	103 2053	154 034 71	104 0625	155 314 06
RF BLACKROCK	GNMA POOL 274900	6 5% 15 Mar 2009	66 286 39	101 7344	67 436 07	106 7734	70 776 26
RF BLACKROCK	GNMA POOL 780336	6 5% 15 Feb 2011	145 408 93	101 7419	147,941 79	106 8047	155 303 56
RF BLACKROCK	GNMA POOL 780733	7% 15 Mar 2013	151 866 90	100 2548	152 253 93	106 7148	162 064 52
RF BLACKROCK	GNMA POOL 781328	7% 15 Sep 2031	302,512 48	105 8594	320,237 81	106 5156	322 223 07
RF BLACKROCK	GNMA POOL 781330	6% 15 Sep 2031	49,797 46	103 2068	51 394 35	104 1563	51 867 17
RF BLACKROCK	GNMA POOL 781584	7% 15 May 2032	8 550 51	105 3593	9 008 76	106 5156	9 107 63
RF BLACKROCK	GNMA POOL 619673	6% 15 Oct 2033	74,558 60	100 8311	75 178 22	103 7813	77 377 85
RF BLACKROCK	GNMA POOL 621829	6% 15 Dec 2033	738,347 29	100 8312	744 484 20	103 7813	766 266 05
RF BLACKROCK	GNMA POOL 621856	6% 15 Jan 2034	83 405 94	100 8312	84 099 23	103 7813	86 559 73
RF BLACKROCK	GNMA POOL 622517	6% 15 Oct 2033	64 503 72	100 8311	65,039 78	103 7813	66 942 77
RF BLACKROCK	FNMA TBA SINGLE FAMILY JAN 15	4% 01 Dec 2099	700 000 00	97 7813	684 468 75	97 6250	683,375 00

THE ROCKEFELLER FOUNDATION
990 HOLDINGS
AS OF DECEMBER 31, 2004
Investments- U S and state governement obligations

Fund Name	Security Name	Security Description	Par Value	Base Unit Cost	Base Total Cost	Base Price Amount	Base Market Value
RF BLACKROCK	FNMA TBA JAN 15 SINGLE FAM	4 5% 01 Dec 2099	(1,300,000 00)	99 7813	(1 297,156 25)	99 6719	(1 295 734 44)
RF BLACKROCK	FNMA TBA JAN 15 SINGLE FAM	4 5% 01 Dec 2099	800,000 00	99 7813	798,250 00	99 6719	797 375 04
RF BLACKROCK	FNMA TBA JAN 30 SINGLE FAM	4 5% 01 Dec 2099	700 000 00	97 6094	683 265 62	96 7031	676 921 84
RF BLACKROCK	FNMA TBA JAN 15 SINGLE FAM	5% 01 Dec 2099	3,500,000 00	101 6897	3,559 140 62	101 5781	3 555 234 20
RF BLACKROCK	FNMA TBA JAN 30 SINGLE FAM	5% 01 Dec 2099	(1,800,000 00)	99 0000	(1,782,000 00)	99 2344	(1 786,218 84)
RF BLACKROCK	FNMA TBA JAN 30 SINGLE FAM	5% 01 Dec 2099	2,300,000 00	98 8668	2,273,937 50	99 2344	2 282,390 74
RF BLACKROCK	FNMA TBA JAN 15 SINGLE FAM	5 5% 01 Dec 2099	(1,800,000 00)	103 2656	(1,858 781 25)	103 3438	(1 860 187 50)
RF BLACKROCK	FNMA TBA JAN 30 SINGLE FAM	5 5% 01 Dec 2099	(5,900 000 00)	101 4409	(5 985 015 62)	101 5000	(5,988 500 00)
RF BLACKROCK	FNMA TBA JAN 15 SINGLE FAM	6% 01 Dec 2099	(600,000 00)	104 7578	(628,546 88)	104 7813	(628 687 50)
RF BLACKROCK	FNMA TBA JAN 30 SINGLE FAM	6% 01 Dec 2099	(2,000 000 00)	103 3594	(2,067 187 50)	103 3594	(2 067 187 60)
RF BLACKROCK	FNMA TBA JAN 30 SINGLE FAM	6% 01 Dec 2099	4,600,000 00	103 4380	4,758 148 44	103 3594	4 754,531 48
RF BLACKROCK	FNMA TBA JAN 30 SINGLE FAM	6 5% 01 Dec 2099	2,500,000 00	104 8688	2,621,718 75	104 8438	2 621 093 75
RF BLACKROCK	FEDERAL NATL MTG ASSN REMIC	41% 25 Apr 2019	796 74	2 639 8072	21,032 40	1,608 1753	12,812 98
RF BLACKROCK	FNMA POOL 050655	7% 01 Nov 2022	633 76	98 4979	624 24	106 4883	674 88
RF BLACKROCK	FNMA POOL 050913	7% 01 Oct 2023	24 403 16	98 1870	23,960 73	106 4883	25,986 51
RF BLACKROCK	FEDERAL NATL MTG ASSN STRP MTG	5 06% 01 Sep 2010	1,892 71	271 8663	5 145 64	828 7350	15,685 55
RF BLACKROCK	FNMA POOL 188737	7% 01 Nov 2022	288 55	98 4959	284 21	106 4883	307 27
RF BLACKROCK	FNMA POOL 251338	6 5% 01 Dec 2012	47,704 75	101 1875	48,271 24	106 2734	50,697 48
RF BLACKROCK	FNMA POOL 252213	6% 01 Jan 2014	10,250 08	96 0157	9,841 69	105 0156	10 764 19
RF BLACKROCK	FNMA POOL 252345	6% 01 Mar 2014	264 538 40	103 9307	274,936 70	105 0156	277 806 64
RF BLACKROCK	FNMA POOL 254342	6% 01 Jun 2017	12,453 28	103 4969	12,888 76	104 9531	13,070 11
RF BLACKROCK	FNMA POOL 254861	4% 01 Aug 2010	380,366 28	98 0776	373,054 21	99 4219	378 167 31
RF BLACKROCK	FNMA POOL 323437	5 5% 01 Dec 2013	500,349 13	98 3931	492,309 14	103 7773	519,249 02
RF BLACKROCK	FNMA POOL 357414	4% 01 Jul 2018	561,162 63	95 4844	535 822 63	97 8398	549,040 62
RF BLACKROCK	FNMA POOL 405734	6% 01 Apr 2013	23,096 07	100 1875	23,139 38	105 0156	24,254 48
RF BLACKROCK	FNMA POOL 421030	5 5% 01 Apr 2013	75,057 87	98 2344	73,732 62	103 7773	77 893 06
RF BLACKROCK	FNMA POOL 430967	5 5% 01 Apr 2014	187,759 61	93 8750	176,259 32	103 7461	194,793 25
RF BLACKROCK	FNMA POOL 444314	5 5% 01 Oct 2013	44 348 46	98 2344	43 565 44	103 7461	46 009 79
RF BLACKROCK	FNMA POOL 446496	6% 01 Nov 2013	20,602 66	100 1875	20 641 28	105 0156	21 636 01
RF BLACKROCK	FNMA POOL 445837	5 5% 01 Oct 2013	50,557 54	98 2344	49 664 89	103 7773	52 467 27
RF BLACKROCK	FNMA POOL 447657	6% 01 Nov 2013	3,149 72	95 9682	3,022 73	105 0156	3,307 70
RF BLACKROCK	FNMA POOL 450969	6% 01 Nov 2013	927 79	95 9700	890 40	105 0156	974 32
RF BLACKROCK	FNMA POOL 479175	6% 01 Jan 2014	89,460 46	100 1875	89,628 18	105 0156	93 947 46
RF BLACKROCK	FNMA POOL 482393	6% 01 Dec 2013	12,331 40	100 1875	12,354 52	105 0156	12 949 90
RF BLACKROCK	FNMA POOL 489126	6 5% 01 Jul 2029	2,626 08	95 4609	2 506 88	105 1133	2,760 36
RF BLACKROCK	FNMA POOL 492869	6% 01 Feb 2014	5,520 29	96 0162	5,300 37	105 0156	5 797 17
RF BLACKROCK	FNMA POOL 535016	6% 01 Dec 2011	338,579 33	96 6562	327,258 08	105 0156	355 561 18
RF BLACKROCK	FNMA POOL 535629	6% 01 Dec 2011	210,204 83	101 7813	213,949 11	105 0156	220 747 91
RF BLACKROCK	FNMA POOL 545782	6 5% 01 Jul 2032	416,452 51	104 8313	436,572 59	104 9570	437 096 19
RF BLACKROCK	FNMA POOL 545879	6 5% 01 Sep 2032	92,345 09	104 8594	96,832 48	104 9570	96 922 66
RF BLACKROCK	FNMA POOL 555531	5 5% 01 Jun 2033	1 556,776 78	99 2769	1,545 520 43	101 6523	1 582 500 03
RF BLACKROCK	FNMA POOL 555880	5 5% 01 Nov 2033	76,530 02	101 9453	78,018 76	101 6523	77 794 56
RF BLACKROCK	FNMA POOL 580828	6 5% 01 May 2016	24,109 89	101 1640	24,390 53	106 1484	25,592 27
RF BLACKROCK	FNMA POOL 609774	6% 01 Sep 2011	158,514 17	100 5156	159,331 52	104 7630	166,064 20
RF BLACKROCK	FNMA POOL 611486	5 5% 01 Nov 2016	136,654 53	103 4805	141 410 75	103 5898	141,560 21
RF BLACKROCK	FNMA POOL 630160	6% 01 Feb 2017	30,645 24	104 1449	31,915 44	104 9531	32,163 14
RF BLACKROCK	FNMA POOL 636937	6% 01 May 2017	83 987 58	103 3047	86 763 12	104 9531	88 147 59
RF BLACKROCK	FNMA POOL 637063	6% 01 Mar 2017	478,838 16	103 5156	495,672 32	104 9531	502 555 59
RF BLACKROCK	FNMA POOL 648716	6% 01 Jul 2017	196,507 81	103 5156	203,416 28	104 9531	206,241 08
RF BLACKROCK	FNMA POOL 669358	6% 01 Nov 2032	34,500 40	102 9737	35,526 33	103 4609	35,694 44
RF BLACKROCK	FNMA POOL 672980	5 5% 01 Dec 2017	137 872 19	103 4805	142 670 79	103 5586	142 778 50
RF BLACKROCK	FEDERAL NATL MTG ASSN	5% 25 Nov 2017	690 000 00	101 3125	699,056 25	101 1954	698 247 91
RF BLACKROCK	FEDERAL NATL MTG ASSN GTD	5% 25 Apr 2034	504 690 00	101 4688	512 102 64	101 8779	514,167 57
RF BLACKROCK	FEDERAL NATL MTG ASSN	5 5% 25 Jan 2034	600,000 00	102 8594	617,156 25	102 8161	616 896 84
RF BLACKROCK	FNMA POOL 684900	4 5% 01 May 2018	81 634 15	97 2676	79 403 54	99 9688	81 608 64
RF BLACKROCK	FNMA POOL 685101	5 5% 01 Jul 2034	80,975 67	98 2969	79 596 56	101 6836	82 338 97
RF BLACKROCK	FNMA POOL 689082	5% 01 Jun 2018	360,436 19	99 3750	358,183 46	101 8984	367,278 85
RF BLACKROCK	FNMA POOL 704712	4 5% 01 May 2018	462,134 20	97 2676	449,506 74	99 9688	461 989 78
RF BLACKROCK	FNMA POOL 725418	6 5% 01 May 2034	162 247 51	104 8313	170 086 17	104 9570	170 290 17
RF BLACKROCK	FNMA POOL 725232	5% 01 Mar 2034	3,342,696 11	98 3004	3 285 884 42	99 4688	3 324 938 04
RF BLACKROCK	FNMA POOL 725603	5 5% 01 Jul 2019	550 630 24	102 7290	565 657 05	103 5586	570 224 91
RF BLACKROCK	FNMA POOL 727457	5 5% 01 Aug 2018	214 638 08	103 8906	222,988 84	103 4961	222 142 02
RF BLACKROCK	FNMA POOL 739463	5 5% 01 Oct 2018	72,154 57	103 4805	74,665 89	103 4961	74 677 16
RF BLACKROCK	FNMA POOL 765344	5 5% 01 Jun 2034	33 264 07	98 3281	32,707 94	101 6211	33 803 31
RF BLACKROCK	FNMA POOL 766088	5 5% 01 Feb 2034	114,077 04	98 3281	112,169 82	101 6211	115 926 33
RF BLACKROCK	FNMA POOL 766314	5 5% 01 Mar 2034	371,007 22	98 2656	364 572 56	101 6211	377 021 58
RF BLACKROCK	FNMA POOL 771294	5 5% 01 Oct 2018	590 720 27	102 4531	605,211 38	103 4961	611,372 38
RF BLACKROCK	FNMA POOL 773068	5 5% 01 Mar 2034	177 272 73	98 3281	174 308 96	101 6211	180 146 48
RF BLACKROCK	FNMA POOL 774099	5 5% 01 Jun 2034	99,478 13	98 3281	97 814 98	101 5898	101 059 67
RF BLACKROCK	FNMA POOL 773589	5 5% 01 Jul 2034	577 076 10	98 3281	567 428 11	101 5898	586 250 69
RF BLACKROCK	FNMA POOL 778211	5 5% 01 May 2034	1,015,570 12	98 2969	998 273 70	101 6211	1 032 033 43

THE ROCKEFELLER FOUNDATION
990 HOLDINGS
AS OF DECEMBER 31, 2004
Investments- U S. and state governement obligations

Fund Name	Security Name	Security Description	Par Value	Base Unit Cost	Base Total Cost	Base Price Amount	Base Market Value
RF BLACKROCK	FNMA POOL 778632	5 5% 01 Jun 2034	325,374 09	98 3281	319,934 24	101 5898	330 547 02
RF BLACKROCK	FNMA POOL 779059	5 5% 01 Jun 2034	194,485 14	98 3281	191 233 59	101 6211	197,637 92
RF BLACKROCK	FNMA POOL 783204	5 5% 01 Jul 2034	557,147 09	98 3281	547 832 28	101 5898	566,004 84
RF BLACKROCK	FNMA POOL 783670	5 5% 01 Jun 2034	809,923 26	98 3281	796,382 36	101 5898	822,799 74
RF BLACKROCK	FNMA POOL 783646	5 5% 01 Jun 2034	503,280 93	98 2969	494,709 43	101 6211	511 439 57
RF BLACKROCK	FNMA POOL 789894	5 5% 01 Oct 2019	1 453,497 84	103 4805	1,504,086 38	103 7148	1,507,492 96
RF BLACKROCK	FNMA POOL 805753	4 52% 01 Jan 2035	1 200,000 00	100 5508	1 206,609 38	100 7176	1,208,611 20
RF BLACKROCK	FHLMC TBA JAN 30 GOLD SINGLE	5% 01 Dec 2099	(3 500,000 00)	98 3086	(3 440,800 78)	99 3594	(3 477,578 30)
RF BLACKROCK	FHLMC TBA JAN 30 GOLD SINGLE	5% 01 Dec 2099	900,000 00	98 0625	882,562 50	99 3594	894,234 42
RF BLACKROCK	FHLMC TBA JAN 15 GOLD SINGLE	5 5% 01 Dec 2099	600,000 00	103 2656	619,593 75	103 2734	619 640 64
RF BLACKROCK	FHLMC TBA JAN 30 GOLD SINGLE	5 5% 01 Dec 2099	(900 000 00)	101 6719	(915,046 87)	101 5938	(914 343 75)
RF BLACKROCK	FHLMC TBA JAN 30 GOLD SINGLE	6% 01 Dec 2099	(3,500,000 00)	103 3917	(3 618,710 94)	103 2656	(3 614 296 70)
RF BLACKROCK	FHLMC TBA JAN 30 GOLD SINGLE	6% 01 Dec 2099	1,500,000 00	103 2846	1 549 269 53	103 2656	1 548 984 30
RF BLACKROCK	FED HM LN PC POOL G01324	7% 01 Oct 2031	60,422 63	104 8906	63 377 68	106 1445	64 135 32
RF BLACKROCK	FED HM LN PC POOL G10933	6% 01 Aug 2014	347,719 15	101 2231	351 972 04	104 8906	364 724 77
RF BLACKROCK	FED HM LN PC POOL G10982	6% 01 Jan 2012	179,309 58	97 2656	174 406 59	104 8906	188 078 93
RF BLACKROCK	FED HM LN PC POOL C74912	7% 01 Aug 2032	212,700 68	104 8906	223 103 07	106 2070	225 903 08
RF BLACKROCK	FED HM LN PC POOL C77315	6% 01 Feb 2033	134,219 67	101 5432	136 291 00	103 3672	138,739 10
RF BLACKROCK	FED HM LN PC POOL C77558	6% 01 Feb 2033	1 778,197 58	101 6647	1 807 799 65	103 3672	1,838,072 87
RF BLACKROCK	FED HM LN PC POOL D66306	7% 01 Jan 2026	11,317 57	101 8437	11 526 23	106 4570	12 048 35
RF BLACKROCK	FED HM LN PC POOL E75480	6% 01 Mar 2014	4,230 33	99 7818	4,221 10	104 8906	4,437 22
RF BLACKROCK	FED HM LN PC POOL E82240	6% 01 Jan 2016	76,073 66	99 5625	75,740 85	104 8281	79 746 59
RF BLACKROCK	FED HM LN PC POOL E83082	6% 01 Apr 2016	18,081 81	99 5625	18 002 70	104 8281	18,954 82
RF BLACKROCK	FED HM LN PC POOL E83146	6% 01 Apr 2016	28,829 03	99 5625	28,702 90	104 8281	30,220 93
RF BLACKROCK	FED HM LN PC POOL E88027	6% 01 Feb 2017	384,266 28	101 1953	388 859 45	104 8281	402,819 12
RF BLACKROCK	FED HM LN PC POOL E91488	6% 01 Sep 2017	42 464 92	102 8568	43,678 04	104 8281	44 515 18
RF BLACKROCK	FED HM LN PC POOL E91894	5 5% 01 Oct 2017	118,932 12	102 2606	121 620 66	103 4883	123 080 81
RF BLACKROCK	FED HM LN PC POOL C01190	6 5% 01 Apr 2031	11,962 71	100 1094	11,975 80	105 0664	12 568 79
RF BLACKROCK	FED HM LN PC POOL C15477	7% 01 Jan 2028	221 499 20	101 8438	225 583 10	106 2070	235,247 72
RF BLACKROCK	FED HM LN PC POOL C15687	7% 01 Oct 2028	41,373 13	101 8437	42,135.94	106 2695	43,967 03
RF BLACKROCK	FED HM LN PC POOL C22101	6 5% 01 Feb 2029	13,081 79	92 9689	12,161 99	105 1914	13 760 92
RF BLACKROCK	FED HM LN PC POOL C29261	6 5% 01 Jul 2029	5,433 68	93 0196	5,054 39	105 1914	5 715 76
RF BLACKROCK	FED HM LN PC POOL B13889	4% 01 Apr 2019	381,495 01	96 5312	368 261 89	97 9492	373 671 39
RF BLACKROCK	FED HM LN PC POOL A13383	5 5% 01 Sep 2033	491,249 52	99 0000	486,337 03	101 7305	499 750 40
RF BLACKROCK	FED HM LN PC POOL A13696	5 5% 01 Oct 2033	802 065 15	98 9219	793,417 90	101 7305	815 944 57
RF BLACKROCK	FED HM LN PC POOL A14223	6% 01 Oct 2033	156,821 53	101 4219	159,051 34	103 3672	162,102 01
RF BLACKROCK	FED HM LN PC POOL A20239	5% 01 Apr 2034	3,310,888 32	98 8594	3,273,123 49	99 4375	3 292 264 57
RF BLACKROCK	FED HM LN PC POOL D51535	7% 01 May 2024	18 629 70	101 8438	18,973 20	106 4570	19,832 63
RF BLACKROCK	FEDERAL HOME LN MTG CORP MULTI	5 5% 15 Jun 2015	534,462 85	104 4844	558,430 17	103 4404	552 850 24
RF BLACKROCK	FEDERAL HOME LN MTG CORP	3 875% 10 Nov 2008	1,450 000 00	99 8077	1,447,212 30	99 7547	1,446,442 86
RF BLACKROCK	FEDERAL HOME LN MTG CORP MTN	4 625% 28 May 2013	425,000 00	100 0815	425,346 42	97 8302	415,778 18
RF BLACKROCK	FEDERAL HOME LN MTG CORP	4 5% 16 Dec 2010	1,275,000 00	99 5214	1 268,897 70	99 9274	1,274,073 71
RF BLACKROCK	FEDERAL HOME LN MTG CORP MTN	3 875% 12 Jan 2009	560,000 00	98 2393	550,140 16	99 4312	556 814 61
RF BLACKROCK	FEDERAL HOME LN MTG CORP	4 125% 24 Feb 2011	1 115,000 00	98 4670	1,097,907 48	98 3602	1 096 716 34
RF BLACKROCK	FEDERAL NATL MTG ASSN	7 125% 15 Jun 2010	435,000 00	114 9002	499,815 71	114 9231	499 915 35
RF BLACKROCK	FEDERAL NATL MTG ASSN	5 5% 18 Jul 2012	1,310,000 00	101 9493	1,335,536 15	101 1670	1,325,287 31
RF BLACKROCK	FEDERAL NATL MTG ASSN	1 75% 16 Jun 2006	300,000 00	99 8175	299,452 64	98 0121	294,036 39
RF BLACKROCK	FEDERAL NATL MTG ASSN	3 125% 16 Mar 2009	470 000 00	94 9858	446 433 39	97 0082	455,938 49
RF BLACKROCK	FEDERAL NATL MTG ASSN	2 35% 05 Apr 2007	75,000 00	97 4277	73,070 77	97 7078	73,280 88
RF BLACKROCK	FEDERAL NATL MTG ASSN MTN	2 71% 30 Jan 2007	1,850 000 00	99 0170	1,831 814 43	98 7530	1 826,930 31
RF BLACKROCK	ONTARIO PROV CDA	3 375% 15 Jan 2008	200,000 00	99 9356	199,871 27	99 3823	198,764 54
RF BLACKROCK	RESOLUTION FDG FBE CPN STRIPS	0% 15 Oct 2018	225,000 00	42 5381	95,710 78	50 0388	112,587 30
RF BLACKROCK	RESOLUTION FDG FBE CPN STRIPS	0% 15 Jul 2018	225,000 00	43 2397	97,289 22	50 8672	114,451 11
RF BLACKROCK	UNITED STATES TREAS BDS	10 375% 15 Nov 2012	2,015,000 00	125 8713	2,536,306 05	119 3125	2,404,146 88
RF BLACKROCK	UNITED STATES TREAS BDS	12% 15 Aug 2013	1,020,000 00	131 9295	1,345,680 40	129 0000	1 315,800 00
RF BLACKROCK	UNITED STATES TREAS BDS	8% 15 Nov 2021	20,000 00	128 2458	25 649 16	137 1719	27 434 38
RF BLACKROCK	UNITED STATES TREAS BDS	6% 15 Feb 2026	105,000 00	111 9549	117,552 63	114 4688	120,192 19
RF BLACKROCK	UNITED STATES TREAS BDS	6 125% 15 Nov 2027	1,745,000 00	114 2560	1,993,766 70	116 6563	2,035,651 56
RF BLACKROCK	UNITED STATES TREAS BDS	5 5% 15 Aug 2028	515 000 00	104 8155	539,799 76	108 1250	556,843 75
RF BLACKROCK	UNITED STATES TREAS BDS	5 375% 15 Feb 2031	3 735,000 00	104 4407	3,900,860 43	108 0938	4 037 301 56
RF BLACKROCK	UNITED STATES TREAS NTS	2 375% 31 Aug 2006	650,000 00	99 3601	645,840 64	99 0078	643,550 76
RF BLACKROCK	UNITED STATES TREAS NTS	2 5% 31 Oct 2006	9,870,000 00	99 0498	9,776,218 78	99 0703	9 778,239 60
RF BLACKROCK	UNITED STATES TREAS NTS	2 875% 30 Nov 2006	2 590 000 00	99 6923	2,582 029 73	99 6875	2 581 906 25
	DOMESTIC GOVERNMENT BOND TOTAL		**189,240,105.82**		**179,607,767.35**		**181,872,448 46**
	MUNICIPAL BONDS						
RF - PIMCO	CALIFORNIA ST ECONOMIC RECOVER	5 25% 01 Jul 2012	1,000,000 00	108 3488	1,083,487 76	112 4220	1 124 220 00
RF - PIMCO	HARRIS CNTY TX	5% 15 Aug 2033	200,000 00	103 2214	206,442 88	102 2940	204,588 00
RF - PIMCO	HARRIS CNTY TX	5% 15 Aug 2013	910 000 00	108 7725	989,830 02	110 8300	1 008 553 00
RF - PIMCO	MICHIGAN ST BLDG AUTH REV	5 25% 15 Oct 2012	1,200,000 00	109 5783	1,314,939 00	112 9830	1 355 796 00

THE ROCKEFELLER FOUNDATION
990 HOLDINGS
AS OF DECEMBER 31, 2004
Investments- U S. and state governement obligations

Fund Name	Security Name	Security Description	Par Value	Base Unit Cost	Base Total Cost	Base Price Amount	Base Market Value
RF - PIMCO	NEW YORK NY CITY MUN WTR FIN	5% 15 Jun 2035	1,400,000 00	103 6650	1,451,309 70	102 0350	1,428,490 00
RF - PIMCO	NEW YORK NY CITY MUN WTR FIN	5 125% 15 Jun 2034	600,000 00	102 1901	613,140 78	103 9140	623 484 00
RF - PIMCO	NEW YORK ST DORM AUTH REVS	0 11% 15 Aug 2030	2,000,000 00	100 0000	2,000 000 00	117 3070	2,346,140 00
RF BLACKROCK	PORT AUTH NY NJ	3 3% 15 Sep 2007	525,000 00	99 9109	524,531 97	99 1820	520,705 50
RF BLACKROCK	SALES TAX ASSET RECEIVABLE COR	4 06% 15 Oct 2010	275,000 00	100 0000	275 000 00	98 5900	271 122 50
	MUNICIPAL BOND TOTAL		**8,110,000.00**		**8,458,682 11**		**8,883,099 00**
	DOMESTIC GOVERNMENT BOND TOTAL		**189,240,105.82**		**179,607,767 35**		**181,872,448.46**
	MUNICIPAL BOND TOTAL		**8,110,000 00**		**8,458,682 11**		**8,883,099.00**
	Total U.S. and State Government Obligations		**197,350,105.82**	**-**	**188,066,449.46**	**-**	**190,755,547 46**

THE ROCKEFELLER FOUNDATION
990 HOLDINGS
AS OF DECEMBER 31, 2004
Investments - corporate stock

Fund Name	Security Name	Security Description	Shares	Base Unit Cost	Base Total Cost	Base Price Amount	Base Market Value
	COMMON STOCK						
RF- EMERGING MARKETS MGMT	EFES BREWERIES INTL N V	SPONSORED GDR 144A	2,600 00	23 2500	60 450 00	30 0000	78,000 00
RF- EMERGING MARKETS MGMT	NESS TECHNOLOGIES INC	COM	12,000 00	13 6893	164 271 44	14 9000	178 800 00
RF- EMERGING MARKETS MGMT	*ARRAL PACIFIC EQUITY TRUST*		0 25	383 230 6000	95 807 65	39 832 0000	9 958 00
RF- EMERGING MARKETS MGMT	CENCOSUD S A	SPONSORED ADR 144A	5,200 00	15 8000	82 160 00	26 4510	137 545 20
RF- EMERGING MARKETS MGMT	NEW CENTURY HOLDINGS V	LIMITED PARTNERSHIP V	331 00	0 0000	-	0 0000	-
RF- EMERGING MARKETS MGMT	UKRAINE FUND LP		95,000 00	0 7225	68,640 50	0 1847	17 546 50
RF- EMERGING MARKETS MGMT	EMSAF MAURITIUS	REREF FROM 1321197	461,507 00	10 7643	4,967,790 95	17 5146	8 083,096 66
RF- EMERGING MARKETS MGMT	EMM MIDDLE EAST FUND		33 300 00	10 0000	333,000 00	10 0400	334,332 00
RF- EMERGING MARKETS MGMT	LATIN AMERICAN SMALL CAPITAL		81 046 00	0 0000	-	0 0513	4 157 66
RF- EMERGING MARKETS MGMT	NEW CENTURY FD PED	(USD QUOTED)	220 00	0 0000	-	23 2500	5 115 00
RF- EMERGING MARKETS MGMT	AFRICA EMERGING MARKET FUNDS		127,228 00	7 9064	1,005 919 25	17 8287	2 268 304 75
RF- WHIPPOORWILL ASSOCIATES	BDK HLDGS INC	CDT COM	10 320 84	1 0000	10,320 84	0 0010	10 32
RF- WHIPPOORWILL ASSOCIATES	BDK HLDGS INC	COM	42 59	8,370 3083	356,491 43	0 0010	0 04
RF- WHIPPOORWILL ASSOCIATES	BI EQUIPMENT LESSOR NOTE		29 781 57	0 0000	-	0 0000	-
RF- WHIPPOORWILL ASSOCIATES	GARDEN WAY	COM	64 45	0 0000	-	0 0000	-
RF- WHIPPOORWILL ASSOCIATES	ICG COMMUNICATIONS INC	WT EXP 10OCT07	921 00	0 0000	-	0 0000	-
RF- WHIPPOORWILL ASSOCIATES	ESC KASPER A S L LTD		143 564 00	0 0000	-	0 0000	-
RF- WHIPPOORWILL ASSOCIATES	NEXTWAVE TELECOM INC	COM	96,048 00	3 2141	308 710 68	7 4300	713,636 64
RF- WHIPPOORWILL ASSOCIATES	NEXTWAVE WARRANTS		526,000 00	3 1000	1 630,600 00	4 4300	2,330,180 00
RF- WHIPPOORWILL ASSOCIATES	ROTECH MED CORP		2,210 00	0 0000	-	0 0000	-
RF- WHIPPOORWILL ASSOCIATES	TOKHEIM CORP	WTS EXP 20OCT06	8,772 82	0 9607	8,427 64	0 0005	4 39
RF- WHIPPOORWILL ASSOCIATES	MEMOREX TELEX	TRANCHE NO 1 + 2 LOAN	1,232,190 56	0 6165	759,670 60	0 0300	36,965 72
RF- WHIPPOORWILL ASSOCIATES	MEMOREX TELEX	TRANCHE NO 2 LOAN	571,317 10	0 6794	388,178 23	0 0300	17 139 51
RF- WHIPPOORWILL ASSOCIATES	MUTAL BENEFIT INSURANCE	CLASS 4 CLAIM	3,000,000 00	0 0000	-	0 0000	-
RF-SOUND SHORE ASSET MGMT	AETNA INC	COM	28,000 00	38 2503	1,071,008 65	124 7500	3,493,000 00
RF-SOUND SHORE ASSET MGMT	AGILENT TECHNOLOGIES INC	COM	105,500 00	24 0618	2,538 522 10	24 1000	2 542 550 00
RF-SOUND SHORE ASSET MGMT	AMBAC FINL GROUP INC	COM	38,000 00	50 0482	1 901,832 61	82 1300	3,120,940 00
RF-SOUND SHORE ASSET MGMT	BAXTER INTL INC	COM	94,000 00	26 2568	2 468 143 35	34 5400	3,246,760 00
RF-SOUND SHORE ASSET MGMT	BERKSHIRE HATHAWAY INC DEL	CL A	49 00	70,096 6427	3 434,735 49	87,900 0000	4,307 100 00
RF-SOUND SHORE ASSET MGMT	CIGNA CORP	COM	43,500 00	51 4286	2,237 142 55	81 5700	3 548,295 00
RF-SOUND SHORE ASSET MGMT	CSX CORP	COM	44,000 00	36 3101	1,597,646 50	40 0800	1 763,520 00
RF-SOUND SHORE ASSET MGMT	CENTURYTEL INC	COM	86,000 00	29 2543	2,515,870 35	35 4700	3 050 420 00
RF-SOUND SHORE ASSET MGMT	CHUBB CORP	COM	41,500 00	59 7430	2,479,334 20	76 9000	3 191 350 00
RF-SOUND SHORE ASSET MGMT	COMERICA INC	COM	50 000 00	52 5638	2 628,190 90	61 0200	3 051,000 00
RF-SOUND SHORE ASSET MGMT	CONOCOPHILLIPS	COM	6,000 00	55 2457	331 474 05	86 8300	520 980 00
RF-SOUND SHORE ASSET MGMT	DANA CORP	COM	106,000 00	12 9484	1,372,535 20	17 3300	1 836,980 00
RF-SOUND SHORE ASSET MGMT	DEVON ENERGY CORPORATION NEW	COM	51,000 00	26 9035	1,372,080 90	38 9200	1 984 920 00
RF-SOUND SHORE ASSET MGMT	DIRECTV GROUP INC	COM	163,500 00	17 3362	2,834,460 55	16 7400	2,736,990 00
RF-SOUND SHORE ASSET MGMT	EL PASO CORP	COM	322 000 00	7 1892	2,314 916 00	10 4000	3,348 800 00
RF-SOUND SHORE ASSET MGMT	FEDERAL HOME LN MTG CORP	COM	62 500 00	57 2479	3,577 993 60	73 7000	4 606 250 00
RF-SOUND SHORE ASSET MGMT	GEORGIA PAC CORP	COM	89,000 00	22 6337	2,014 396 15	37 4800	3,335 720 00
RF-SOUND SHORE ASSET MGMT	HALLIBURTON CO	COM	65,000 00	18 8249	1,223,615 95	39 2400	2 550,600 00
RF-SOUND SHORE ASSET MGMT	HEWLETT PACKARD CO	COM	136,500 00	21 6333	2,952,943 05	20 9700	2 862,405 00
RF-SOUND SHORE ASSET MGMT	INTERPUBLIC GROUP COS INC	COM	254 000 00	11 1210	2 824,721 90	13 4000	3 403 600 00
RF-SOUND SHORE ASSET MGMT	L 3 COMMUNICATIONS HLDG CORP	COM	7,000 00	46 4483	325,137 95	73 2400	512 680 00
RF-SOUND SHORE ASSET MGMT	LABORATORY CORP AMER HLDGS	COM NEW	67 000 00	27 0863	1 814,781 85	49 8200	3 337,940 00
RF-SOUND SHORE ASSET MGMT	LIBERTY MEDIA CORP	COM SER A	354 500 00	8 4979	3 012,493 79	10 9800	3,892 410 00
RF-SOUND SHORE ASSET MGMT	MCDONALDS CORP	COM	95,000 00	19 7402	1 875 316 65	32 0600	3,045 700 00
RF-SOUND SHORE ASSET MGMT	SPX CORP	COM	74,500 00	37 9644	2,828,347 15	40 0600	2 984 470 00
RF-SOUND SHORE ASSET MGMT	TRW AUTOMOTIVE HLDGS CORP	COM	17,000 00	26 7002	453,904 00	20 7000	351 900 00
RF-SOUND SHORE ASSET MGMT	TEXAS INSTRS INC	COM	74,500 00	21 0353	1,567 126 35	24 6200	1 834 190 00
RF-SOUND SHORE ASSET MGMT	THERMO ELECTRON CORP	COM	85 500 00	21 1149	1 805,326 19	30 1900	2 581 245 00
RF-SOUND SHORE ASSET MGMT	TIME WARNER INC NEW	COM	187 500 00	14 7635	2 768,148 80	19 4400	3 645,000 00
RF-SOUND SHORE ASSET MGMT	US BANCORP DEL	COM NEW	108,000 00	28 0523	3 029,646 25	31 3200	3 382,560 00
RF-SOUND SHORE ASSET MGMT	UNUMPROVIDENT CORP	COM	76,500 00	17 4165	1,332,365 85	17 9400	1,372,410 00
RF-SOUND SHORE ASSET MGMT	WASTE MGMT INC DEL	COM	101,000 00	29 2239	2,951,617 80	29 9400	3 023 940 00
RF-SOUND SHORE ASSET MGMT	WATSON PHARMACEUTICALS INC	COM	98 000 00	28 1185	2 755 615 75	32 8100	3 215 380 00
RF-BGI EQUITY INDEX FUND	BGI EQUITY INDEX FUND B		915 285 67	150 0767	137 363,032 17	160 9241	147 291 565 71
RF - INSTITUTIONAL CAPITAL	ARCHER DANIELS MIDLAND CO	COM	117 150 00	15 8424	1 855 938 44	22 3100	2 613 616 50
RF - INSTITUTIONAL CAPITAL	BANK AMER CORP	COM	112,300 00	37 4854	4,209,605 43	46 9900	5 276 977 00
RF - INSTITUTIONAL CAPITAL	CSX CORP	COM	13 850 00	37 8902	524 779 87	40 0800	555 108 00
RF - INSTITUTIONAL CAPITAL	CENDANT CORP	COM	196,250 00	15 1407	2 971,364 38	23 3800	4,588 325 00
RF - INSTITUTIONAL CAPITAL	CITIGROUP INC	COM	79,869 00	33 3082	2,660,294 43	48 1800	3,848,088 42
RF - INSTITUTIONAL CAPITAL	COMCAST CORP NEW	CL A	122,550 00	27 2495	3,339,422 36	33 2800	4 078,464 00
RF - INSTITUTIONAL CAPITAL	CONOCOPHILLIPS	COM	42,550 00	54 4448	2 316,625 78	86 8300	3,694,616 50
RF - INSTITUTIONAL CAPITAL	DEERE + CO	COM	47,350 00	62 0569	2 938,393 78	74 4000	3 522 840 00
RF - INSTITUTIONAL CAPITAL	DONNELLEY R R + SONS CO	COM	63 100 00	30 3647	1 916,014 52	35 2900	2,226 799 00
RF - INSTITUTIONAL CAPITAL	ENTERGY CORP	COM	47 000 00	47 9453	2,253 428 58	67 5900	3,176,730 00

THE ROCKEFELLER FOUNDATION
990 HOLDINGS
AS OF DECEMBER 31, 2004
Investments - corporate stock

Fund Name	Security Name	Security Description	Shares	Base Unit Cost	Base Total Cost	Base Price Amount	Base Market Value
RF - INSTITUTIONAL CAPITAL	FREEPORT MCMORAN COPPER + GOLD	CL B	86 000 00	37 5600	3,230,158 56	38 2300	3 287 780 00
RF - INSTITUTIONAL CAPITAL	FREESCALE SEMICONDUCTOR INC	CL B	88,472 00	17 5475	1,552,464 65	18 3600	1 624,345 92
RF - INSTITUTIONAL CAPITAL	GOLDMAN SACHS GROUP INC	COM	34 400 00	105 0963	3,615,312 56	104 0400	3 578 976 00
RF - INSTITUTIONAL CAPITAL	INTERNATIONAL PAPER CO	COM	45 550 00	41 9034	1,908,699 53	42 0000	1 913 100 00
RF - INSTITUTIONAL CAPITAL	JPMORGAN CHASE + CO	COM	98 550 00	38 9110	3 834 677 66	39 0100	3,844,435 50
RF - INSTITUTIONAL CAPITAL	LOWES COS INC	USD0 50	55 200 00	49 8851	2 753 655 10	57 5900	3 178,968 00
RF - INSTITUTIONAL CAPITAL	MARATHON OIL CORP	COM	102 930 00	34 4345	3,544,339 77	37 6100	3 871 197 30
RF - INSTITUTIONAL CAPITAL	MICROSOFT CORP	COM	193 300 00	26 7747	5,175,540 25	26 7100	5 163 043 00
RF - INSTITUTIONAL CAPITAL	MOTOROLA INC	COM	27,650 00	14 9661	413,812 39	17 2000	475,580 00
RF - INSTITUTIONAL CAPITAL	OCCIDENTAL PETE CORP	COM	28 900 00	29 6806	857,768 34	58 3600	1,686 604 00
RF - INSTITUTIONAL CAPITAL	THE ST PAUL TRAVELERS COS INC	COM	99,464 00	35 0457	3,485,785 57	37 0700	3 687,130 48
TCW ASSET MANAGEMENT	AFLAC INC	COM	40,055 00	29 2226	1,170,511 25	39 8400	1,595 791 20
TCW ASSET MANAGEMENT	AMAZON COM INC	COM	136,200 00	22 0934	3 009,124 85	44 2900	6,032 298 00
TCW ASSET MANAGEMENT	AMERICAN INTL GROUP INC	COM	26,500 00	59 7201	1,582,583 89	65 6700	1,740 255 00
TCW ASSET MANAGEMENT	AMGEN INC	COM	59,900 00	43 2716	2,591,970 25	64 1500	3 842 585 00
TCW ASSET MANAGEMENT	APOLLO GROUP INC	CL A	44,500 00	78 4219	3,489,772 33	80 7100	3,591 595 00
TCW ASSET MANAGEMENT	APPLIED MATERIALS INC	COM	117,715 00	19 8455	2,336,108 47	17 1000	2 012 926 50
TCW ASSET MANAGEMENT	CISCO SYS INC	COM	107,400 00	23 2631	2,498,459 56	19 3000	2,072 820 00
TCW ASSET MANAGEMENT	COMMERCE BANCORP INC N J	COM	33 350 00	60 0603	2 003 011 76	64 4000	2 147,740 00
TCW ASSET MANAGEMENT	DELL INC	COM	95,700 00	25 3328	2,424,350 66	42 1400	4,032,798 00
TCW ASSET MANAGEMENT	EBAY INC	COM	75,700 00	36 6837	2,776,952 73	116 2800	8,802 396 00
TCW ASSET MANAGEMENT	ELECTRONIC ARTS INC	COM	63 900 00	48 4413	3,095,398 32	61 6800	3,941 352 00
TCW ASSET MANAGEMENT	GENENTECH INC	COM	120 100 00	18 1668	2,181,828 01	54 4400	6 538 244 00
TCW ASSET MANAGEMENT	GENERAL ELEC CO	COM	48,500 00	51 2123	2 483,794 64	36 5000	1,770 250 00
TCW ASSET MANAGEMENT	HARLEY DAVIDSON INC	COM	23,200 00	43 6545	1,012,783 95	60 7500	1,409 400 00
TCW ASSET MANAGEMENT	MAXIM INTEGRATED PRODS INC	COM	100,000 00	48 6659	4,866 590 46	42 3900	4 239 000 00
TCW ASSET MANAGEMENT	NETWORK APPLIANCE INC	COM	196,255 00	12 0887	2,372,469 54	33 2200	6 519 591 10
TCW ASSET MANAGEMENT	PIXAR	COM	42,300 00	30 1102	1,273,663 41	85 6100	3 621,303 00
TCW ASSET MANAGEMENT	PROGRESSIVE CORP OHIO	COM	98 090 00	32 7702	3,214,428 98	84 8400	8,321,955 60
TCW ASSET MANAGEMENT	QUALCOMM INC	COM	140 400 00	26 7232	3 751,932 45	42 4000	5,952 960 00
TCW ASSET MANAGEMENT	STARBUCKS CORP	COM	70 040 00	29 1318	2 040 390 93	62 3600	4,367 694 40
TCW ASSET MANAGEMENT	SYMANTEC CORP	COM	103 300 00	24 1636	2 496 098 00	25 7600	2 661 008 00
TCW ASSET MANAGEMENT	WAL MART STORES INC	COM	33,200 00	47 4884	1,576,613 81	52 8200	1,753,624 00
TCW ASSET MANAGEMENT	WALGREEN CO	COM	52,600 00	28 6408	1,506,504 41	38 3700	2,018,262 00
TCW ASSET MANAGEMENT	XM SATELLITE RADIO HLDGS INC	CL A	142 050 00	25 0657	3,560,585 49	37 6200	5,343,921 00
TCW ASSET MANAGEMENT	XILINX INC	COM	106 500 00	45 7956	4 877,231 80	29 6500	3,157 725 00
TCW ASSET MANAGEMENT	YAHOO INC	COM	211 200 00	11 8653	2,505 944 05	37 6800	7,958 016 00
TUKMAN CAPITAL MANAGEMENT	AMERICAN INTL GROUP INC	COM	132,300 00	81 8830	10 833,126 14	65 6700	8 688 141 00
TUKMAN CAPITAL MANAGEMENT	ANHEUSER BUSCH COS INC	COM	131,000 00	46 0913	6 037 959 19	50 7300	6 645 630 00
TUKMAN CAPITAL MANAGEMENT	AUTOMATIC DATA PROCESSING INC	COM	154,400 00	37 0732	5 724,101 77	44 3500	6 847 640 00
TUKMAN CAPITAL MANAGEMENT	COCA COLA CO	COM	76 700 00	40 1214	3,077,311 95	41 6300	3 193 021 00
TUKMAN CAPITAL MANAGEMENT	DISNEY WALT CO	DISNEY COM	186 700 00	22 9531	4 285 338 05	27 8000	5 190 260 00
TUKMAN CAPITAL MANAGEMENT	FEDERAL NATL MTG ASSN	COM	24 300 00	69 6240	1 691,863 68	71 2100	1,730,403 00
TUKMAN CAPITAL MANAGEMENT	GANNETT INC	COM	122 900 00	56 1029	6 895 051 53	81 7000	10 040 930 00
TUKMAN CAPITAL MANAGEMENT	GENERAL ELEC CO	COM	276,300 00	34 3707	9,496,630 61	36 5000	10 084 950 00
TUKMAN CAPITAL MANAGEMENT	GOLDMAN SACHS GROUP INC	COM	60 100 00	80 9816	4,866,993 58	104 0400	6 252 804 00
TUKMAN CAPITAL MANAGEMENT	INTERNATIONAL BUSINESS MACHS	COM	79 700 00	78 7388	6,275,479 78	98 5800	7,856 826 00
TUKMAN CAPITAL MANAGEMENT	JOHNSON + JOHNSON	COM	109 800 00	50 5475	5 550,112 55	63 4200	6 963 516 00
TUKMAN CAPITAL MANAGEMENT	MICROSOFT CORP	COM	112 800 00	28 2264	3,183,937 48	26 7100	3,012 888 00
TUKMAN CAPITAL MANAGEMENT	PEPSICO INC	COM	157 000 00	43 0199	6 754 124 15	52 2000	8 195 400 00
TUKMAN CAPITAL MANAGEMENT	PFIZER INC	COM	181 100 00	31 0539	5,623 852 88	26 8900	4 869 779 00
TUKMAN CAPITAL MANAGEMENT	PROCTER AND GAMBLE CO	COM	99,700 00	37 2989	3,718 695 59	55 0800	5 491 476 00
TUKMAN CAPITAL MANAGEMENT	WAL MART STORES INC	COM	174,500 00	50 4697	8 806,967 90	52 8200	9 217,090 00
TUKMAN CAPITAL MANAGEMENT	WELLS FARGO + CO NEW	COM	190 700 00	47 6930	9,095,061 44	62 1500	11,852 005 00
RF - CAPITAL GUARDIAN II	AT+T CORP	COM NEW	20 540 00	18 8900	388,001 37	19 0600	391 492 40
RF - CAPITAL GUARDIAN II	ADVANCED MICRO DEVICES INC	COM	17 400 00	15 5508	270,583 41	22 0200	383 148 00
RF - CAPITAL GUARDIAN II	AFFILIATED COMPUTER SVCS INC	CL A	6,100 00	52 6106	320 924 69	60 1900	367,159 00
RF - CAPITAL GUARDIAN II	AGILENT TECHNOLOGIES INC	COM	12,100 00	11 7193	141 803 67	24 1000	291,610 00
RF - CAPITAL GUARDIAN II	ALLERGAN INC	COM	12,700 00	57 8485	734,675 70	81 0700	1,029,589 00
RF - CAPITAL GUARDIAN II	ALTERA CORP		11 700 00	12 3533	144,533 84	20 7000	242 190 00
RF - CAPITAL GUARDIAN II	AMAZON COM INC	COM	8 800 00	16 6600	146,608 00	44 2900	389 752 00
RF - CAPITAL GUARDIAN II	AMERICAN INTL GROUP INC	COM	10 600 00	59 0065	625,468 54	65 6700	696,102 00
RF - CAPITAL GUARDIAN II	AMERICAN STD COS INC DEL	COM	20,900 00	24 1878	505,525 06	41 3200	863,588 00
RF - CAPITAL GUARDIAN II	AMGEN INC	COM	23 600 00	56 8983	1,342,798 72	64 1500	1 513,940 00
RF - CAPITAL GUARDIAN II	ANHEUSER BUSCH COS INC	COM	24 900 00	51 6970	1,287,254 54	50 7300	1,263 177 00
RF - CAPITAL GUARDIAN II	APPLIED MATERIALS INC	COM	101 300 00	13 5797	1 375,623 25	17 1000	1 732,230 00
RF - CAPITAL GUARDIAN II	APPLIED MICRO CIRCUITS CORP	CDT COM	43 500 00	3 6404	158,358 13	4 2100	183 135 00
RF - CAPITAL GUARDIAN II	AUTOMATIC DATA PROCESSING INC	COM	18 300 00	33 2948	609,295 07	44 3500	811 605 00
RF - CAPITAL GUARDIAN II	BAKER HUGHES INC	COM	12 600 00	38 2493	481,941 18	42 6700	537,642 00
RF - CAPITAL GUARDIAN II	BEAZER HOMES USA INC	COM	1,700 00	94 6613	160 924 26	146 2100	248,557 00
RF - CAPITAL GUARDIAN II	BERKSHIRE HATHAWAY INC DEL	CL A	15 00	73,700 0500	1,105,500 75	87,900 0000	1,318 500 00

THE ROCKEFELLER FOUNDATION
990 HOLDINGS
AS OF DECEMBER 31, 2004
Investments - corporate stock

Fund Name	Security Name	Security Description	Shares	Base Unit Cost	Base Total Cost	Base Price Amount	Base Market Value
RF - CAPITAL GUARDIAN II	CABLEVISION NY GROUP CLASS A	CL A	48 229 00	20 2814	978 150 55	24 9000	1,200 902 10
RF - CAPITAL GUARDIAN II	CHECKFREE CORP NEW	COM	10,700 00	20 5100	219,457 00	38 0800	407 456 00
RF - CAPITAL GUARDIAN II	CHUBB CORP	COM	4 000 00	72 2909	289 163 40	76 9000	307 600 00
RF - CAPITAL GUARDIAN II	CISCO SYS INC	COM	64 400 00	12 9910	836 619 51	19 3000	1 242 920 00
RF - CAPITAL GUARDIAN II	COMCAST CORP NEW	CL A	11,400 00	33 3167	379 810 23	33 2800	379 392 00
RF - CAPITAL GUARDIAN II	COSTCO WHSL CORP NEW	COM	7,600 00	29 3756	223 254 66	48 4100	367,916 00
RF - CAPITAL GUARDIAN II	DELPHI CORP	COM	46 500 00	10 5956	492,696 17	9 0200	419,430 00
RF - CAPITAL GUARDIAN II	DIRECTV GROUP INC	COM	23 582 00	14 8501	350,195 84	16 7400	394 762 68
RF - CAPITAL GUARDIAN II	DOW CHEM CO	COM	9,700 00	47 3522	459 316 01	49 5100	480,247 00
RF - CAPITAL GUARDIAN II	DUKE ENERGY CO	COM	33 200 00	19 5189	648 026 69	25 3300	840 956 00
RF - CAPITAL GUARDIAN II	EBAY INC	COM	7 000 00	26 3669	184,568 01	116 2800	813 960 00
RF - CAPITAL GUARDIAN II	EMERSON ELEC CO	COM	4,600 00	45 7966	210 664 24	70 1000	322 460 00
RF - CAPITAL GUARDIAN II	EXXON MOBIL CORP	COM	21,900 00	38 2431	837 523 09	51 2600	1,122,594 00
RF - CAPITAL GUARDIAN II	FEDERAL HOME LN MTG CORP	COM	20,000 00	59 3449	1 186,898 81	73 7000	1 474 000 00
RF - CAPITAL GUARDIAN II	FEDERAL NATL MTG ASSN	COM	27 500 00	67 4025	1 853 567 46	71 2100	1,958,275 00
RF - CAPITAL GUARDIAN II	FLUOR CORP NEW	COM	12 400 00	42 0377	521,267 48	54 5100	675,924 00
RF - CAPITAL GUARDIAN II	FOREST LABS INC	COM	45 700 00	41 3013	1,887 470 27	44 8600	2 050 102 00
RF - CAPITAL GUARDIAN II	GENERAL ELEC CO	COM	22,800 00	30 1372	687 128 07	36 5000	832 200 00
RF - CAPITAL GUARDIAN II	GENERAL MTRS CORP	COM	5 600 00	43 1027	241,375 39	40 0600	224 336 00
RF - CAPITAL GUARDIAN II	GOLDEN WEST FINL CORP DEL	COM	5 800 00	43 8272	254 197 58	61 4200	356 236 00
RF - CAPITAL GUARDIAN II	GOLDMAN SACHS GROUP INC	COM	1,500 00	79 7837	119 675 55	104 0400	156 060 00
RF - CAPITAL GUARDIAN II	GUIDANT CORP	COM	4 800 00	33 2464	159 582 70	72 1000	346 080 00
RF - CAPITAL GUARDIAN II	IAC / INTERACTIVECORP	COM	18 400 00	25 0740	461 360 74	27 6200	508 208 00
RF - CAPITAL GUARDIAN II	IKON OFFICE SOLUTIONS INC	COM	34 400 00	12 0179	413 416 93	11 5600	397 664 00
RF - CAPITAL GUARDIAN II	ILLINOIS TOOL WKS INC	COM	3,400 00	72 9919	248 172 43	92 6800	315 112 00
RF - CAPITAL GUARDIAN II	INTEL CORP	COM	15 100 00	15 9818	241 325 18	23 3900	353 189 00
RF - CAPITAL GUARDIAN II	INTERNATIONAL BUSINESS MACHS	COM	2 900 00	68 7943	199 503 47	98 5800	285 882 00
RF - CAPITAL GUARDIAN II	JPMORGAN CHASE + CO	COM	30 084 00	30 6534	922,177 99	39 0100	1 173 576 84
RF - CAPITAL GUARDIAN II	JABIL CIRCUIT INC	COM	10 800 00	24 0866	260 135 05	25 5800	276,264 00
RF - CAPITAL GUARDIAN II	KLA TENCOR CORP	COM	37,100 00	36 6359	1 359 192 63	46 5800	1 728 118 00
RF - CAPITAL GUARDIAN II	KRAFT FOODS INC	CL A	7 400 00	29 7967	220 495 68	35 6100	263,514 00
RF - CAPITAL GUARDIAN II	LILLY ELI + CO	COM	16 800 00	61 7335	1,037 123 29	56 7500	953 400 00
RF - CAPITAL GUARDIAN II	LINCARE HLDGS INC	COM	11 000 00	32 4125	356,537 77	42 6500	469,150 00
RF - CAPITAL GUARDIAN II	LINEAR TECHNOLOGY CORP	COM	8 400 00	31 0317	260,666 30	38 7600	325,584 00
RF - CAPITAL GUARDIAN II	LOWES COS INC	USD0 50	13 600 00	42 5204	578 277 44	57 5900	783 224 00
RF - CAPITAL GUARDIAN II	MEDTRONIC INC	COM	8 200 00	41 2890	338 570 00	49 6700	407 294 00
RF - CAPITAL GUARDIAN II	MICROSOFT CORP	COM	36 500 00	24 8298	906,288 43	26 7100	974 915 00
RF - CAPITAL GUARDIAN II	NAVISTAR INTL CORP INC	COM	10,100 00	34 8841	352,329 02	43 9800	444 198 00
RF - CAPITAL GUARDIAN II	NEWS CORP	CL A	21,286 00	15 6697	333,545 80	18 6600	397,196 76
RF - CAPITAL GUARDIAN II	NORTHERN TRUST CORP	COM	3 500 00	46 5682	162 988 86	48 5800	170 030 00
RF - CAPITAL GUARDIAN II	OFFICEMAX INC DE	COM	8 800 00	35 2649	310,330 92	31 3800	276,144 00
RF - CAPITAL GUARDIAN II	PEPSICO INC	COM	12,500 00	51 7378	646 722 98	52 2000	652 500 00
RF - CAPITAL GUARDIAN II	PFIZER INC	COM	15,900 00	27 6171	439,111 75	26 8900	427,551 00
RF - CAPITAL GUARDIAN II	QUALCOMM INC	COM	25,400 00	13 1436	333,847 32	42 4000	1 076,960 00
RF - CAPITAL GUARDIAN II	QWEST COMMUNICATIONS INTL INC	COM	26 900 00	4 4913	120,816 29	4 4400	119 436 00
RF - CAPITAL GUARDIAN II	SLM CORP	COM	23,500 00	31 8796	749,170 96	53 3900	1 254,665 00
RF - CAPITAL GUARDIAN II	SPRINT CORP	COM	103 100 00	8 0480	829,747 29	24 8500	2 562 035 00
RF - CAPITAL GUARDIAN II	STARWOOD HOTELS + RESORTS	PAIRD 1 CL B SH BEN + 1 COM	4,700 00	34 0500	160 035 00	58 4000	274 480 00
RF - CAPITAL GUARDIAN II	STATE STREET CORPORATION	COM	9,800 00	39 7902	389,944 05	49 1200	481,376 00
RF - CAPITAL GUARDIAN II	SYSCO CORP	COM	18,200 00	33 4275	608,379 61	38 1700	694,694 00
RF - CAPITAL GUARDIAN II	TENET HEALTHCARE CORP	COM	47,100 00	11 1062	523,100 71	10 9800	517,158 00
RF - CAPITAL GUARDIAN II	TERADYNE INC	COM	25,900 00	23 7677	615,583 24	17 0700	442,113 00
RF - CAPITAL GUARDIAN II	TIME WARNER INC NEW	COM	92,200 00	14 7839	1,363 078 63	19 4400	1 792,368 00
RF - CAPITAL GUARDIAN II	UNITED TECHNOLOGIES CORP	COM	14,100 00	68 6915	968 549 80	103 3500	1,457 235 00
RF - CAPITAL GUARDIAN II	UNOCAL CORP	COM	15,300 00	34 7362	531,463 63	43 2400	661 572 00
RF - CAPITAL GUARDIAN II	VERIZON COMMUNICATIONS		9,200 00	33 2964	306,326 88	40 5100	372,692 00
RF - CAPITAL GUARDIAN II	WASHINGTON MUT INC	COM	27,400 00	37 9147	1 038,862 78	42 2800	1,158,472 00
RF - CAPITAL GUARDIAN II	WELLPOINT INC	COM	3,800 00	103 5000	393,300 00	115 0000	437,000 00
RF - CAPITAL GUARDIAN II	WELLS FARGO + CO NEW	COM	24,000 00	54 9323	1,318,374 42	62 1500	1 491,600 00
RF - CAPITAL GUARDIAN II	XILINX INC	COM	12,300 00	17 0652	209 901 46	29 6500	364 695 00
RF - BGI INTER GOV BOND INDEX	BGI INT GOV BD INDEX FD B	INT GOVT BD INDEX FUND B	3,610,365 45	28 4323	102,651,003 01	27 6465	99,813,867 32
RF - BGI TIPS INDEX FUND	BGI US TIPS FUND B		9,335,580 15	13 1769	123,014,254 35	13 4684	125 735,000 95
SOUTHEASTERN ASSET MGMT	AON CORP	COM	196,000 00	20 2040	3 959,980 45	23 8600	4 676,560 00
SOUTHEASTERN ASSET MGMT	COMCAST CORP NEW	CL A SPL	167,000 00	24 1254	4 028,943 60	32 8400	5 484,280 00
SOUTHEASTERN ASSET MGMT	DIRECTV GROUP INC	COM	296,357 00	10 1228	2,999 958 76	16 7400	4 961 016 18
SOUTHEASTERN ASSET MGMT	DISNEY WALT CO	DISNEY COM	192 000 00	18 3159	3,516 648 00	27 8000	5 337 600 00
SOUTHEASTERN ASSET MGMT	GENERAL MTRS CORP	COM	106 000 00	35 9545	3,811,177 60	40 0600	4 246 360 00
SOUTHEASTERN ASSET MGMT	JACUZZI BRANDS INC	COM	610,300 00	3 1747	1,937,492 02	8 7000	5,309,610 00
SOUTHEASTERN ASSET MGMT	LEVEL 3 COMMUNICATIONS INC	COM	842,304 00	6 0700	5,112,782 94	3 3900	2 855,410 56
SOUTHEASTERN ASSET MGMT	NEIMAN MARCUS GROUP	CL A	68 000 00	28 9444	1,968,222 24	71 5400	4,864,720 00
SOUTHEASTERN ASSET MGMT	TELEPHONE + DATA SYS INC	COM	70,000 00	51 6303	3 614,121 90	76 9500	5,386 500 00

THE ROCKEFELLER FOUNDATION
990 HOLDINGS
AS OF DECEMBER 31, 2004
Investments - corporate stock

Fund Name	Security Name	Security Description	Shares	Base Unit Cost	Base Total Cost	Base Price Amount	Base Market Value
SOUTHEASTERN ASSET MGMT	WASTE MGMT INC DEL	COM	140 000 00	23 3471	3,268,600 00	29 9400	4 191 600 00
SOUTHEASTERN ASSET MGMT	YUM BRANDS INC	COM	166,000 00	22 0828	3 665,738 20	47 1800	7 831 880 00
RF-BGI RUSSELL 2000 ALPHA TILT	BGI RUSSL 2000 ALPHA TILTS B		815,930 16	60 3559	49 246,190 35	79 5898	64,939 714 98
RF - TROWE PRICE	AT RD INC	COM	76,588 00	6 5045	498,163 86	6 9100	529 223 08
RF - TROWE PRICE	CENSTOR CORP	COM	124,131 00	0 0000	-	0 0000	-
RF - TROWE PRICE	MINERVA NETWORKS INC	COM	85,613 00	0 7500	64,209 75	0 0000	-
RF - TROWE PRICE	TUMBLEWEED COMMUNICATIONS CORP	COM	14,275 00	3 9900	56,957 00	3 3400	47 678 50
RF-KG REDDING	AMERICAN CAPUS CMNTYS INC	COM	46,500 00	18 5785	863,902 48	22 4900	1 045,785 00
RF-KG REDDING	BIOMED RLTY TR INC	COM	102,400 00	15 2695	1 563 596 24	22 2100	2 274,304 00
RF-KG REDDING	DIGITAL RLTY TR INC	COM	113,500 00	12 0000	1,362 000 00	13 4700	1 528 845 00
RF-KG REDDING	FIRST POTOMAC RLTY TR	COM	76,100 00	19 3699	1 474 052 20	22 8000	1 735,080 00
RF-KG REDDING	HILTON HOTELS CORP	COM	71,200 00	16 7793	1 194,688 14	22 7400	1 619 088 00
RF-KG REDDING	LEVITT CORP FLA	CL A	42,300 00	22 9422	970 455 33	30 5700	1,293 111 00
RF-KG REDDING	STARWOOD HOTELS + RESORTS	PAIRD 1 CL B SH BEN + 1 COM	59,500 00	40 2793	2,396 620 57	58 4000	3 474 800 00
RF-KG REDDING	U STORE IT TR	COM	84,100 00	16 2892	1 369,920 61	17 3500	1 459 135 00
RF - ARTISAN MID CAP GROWTH	ADOBE SYS INC	COM	16 900 00	31 6443	534 788 67	62 7400	1 060 306 00
RF - ARTISAN MID CAP GROWTH	AETNA INC	COM	7 500 00	79 0704	593 028 16	124 7500	935 625 00
RF - ARTISAN MID CAP GROWTH	AIR PRODS + CHEMS INC	COM	21 800 00	50 4473	1 099 750 62	57 9700	1 263 746 00
RF - ARTISAN MID CAP GROWTH	ALLERGAN INC	COM	18 600 00	75 1561	1 397 903 46	81 0700	1 507 902 00
RF - ARTISAN MID CAP GROWTH	ALTERA CORP		21,900 00	20 1713	441,751 37	20 7000	453 330 00
RF - ARTISAN MID CAP GROWTH	AMAZON COM INC	COM	18,300 00	43 0512	787 836 14	44 2900	810 507 00
RF - ARTISAN MID CAP GROWTH	AMERICAN EAGLE OUTFITTERS INC	COM	10 500 00	20 8116	218 521 56	47 1000	494 550 00
RF - ARTISAN MID CAP GROWTH	AMERICAN STD COS INC DEL	COM	24 000 00	38 2736	918,566 23	41 3200	991 680 00
RF - ARTISAN MID CAP GROWTH	AMERITRADE HLDG CORP NEW	COM	45 600 00	12 0277	548 461 06	14 2200	648 432 00
RF - ARTISAN MID CAP GROWTH	ANDREW CORP	COM	55,700 00	16 0411	893 488 77	13 6300	759 191 00
RF - ARTISAN MID CAP GROWTH	AVAYA INC	COM	58,800 00	9 1983	540,857 11	17 2000	1 011,360 00
RF - ARTISAN MID CAP GROWTH	AVOCENT CORP	COM	17 100 00	31 8842	545,219 79	40 5200	692,892 00
RF - ARTISAN MID CAP GROWTH	BARR PHARMACEUTICALS INC	COM	19,700 00	39 8557	785,157 75	45 5400	897 138 00
RF - ARTISAN MID CAP GROWTH	BEAR STEARNS COS INC	COM	7,000 00	80 4981	563,486 48	102 3100	716 170 00
RF - ARTISAN MID CAP GROWTH	BED BATH + BEYOND INC	COM	11 800 00	38 3053	452,002 66	39 8300	469 994 00
RF - ARTISAN MID CAP GROWTH	BEST BUY CO INC	COM STK USD0 10	3,900 00	59 3001	231 270 55	59 4200	231 738 00
RF - ARTISAN MID CAP GROWTH	BOSTON SCIENTIFIC CORP	COM	22 900 00	31 2046	714 586 29	35 5500	814,095 00
RF - ARTISAN MID CAP GROWTH	BROADCOM CORP	CL A	38,600 00	33 3565	1 287,559 50	32 2800	1,246 008 00
RF - ARTISAN MID CAP GROWTH	BRUNSWICK CORP	COM	10,300 00	40 6654	418 853 58	49 5000	509,850 00
RF - ARTISAN MID CAP GROWTH	CDW CORP	COM	10,900 00	61 4888	670,227 80	66 3500	723 215 00
RF - ARTISAN MID CAP GROWTH	CIT GROUP INC NEW	COM	30 600 00	27 7297	848 529 84	45 8200	1 402 092 00
RF - ARTISAN MID CAP GROWTH	CAPITALSOURCE INC	COM	40 200 00	20 4595	822 469 90	25 6700	1 031 934 00
RF - ARTISAN MID CAP GROWTH	CAREMARK RX INC	COM	40,700 00	25 1798	1 024 816 29	39 4300	1,604,801 00
RF - ARTISAN MID CAP GROWTH	CARMAX INC	COM	23,600 00	31 9342	753,646 05	31 0500	732 780 00
RF - ARTISAN MID CAP GROWTH	CERNER CORP	COM	19 000 00	44 8595	852,330 71	53 1700	1 010 230 00
RF - ARTISAN MID CAP GROWTH	CHECKFREE CORP NEW	COM	15,900 00	30 8046	489,792 74	38 0800	605,472 00
RF - ARTISAN MID CAP GROWTH	CHICOS FAS INC		21 500 00	39 5448	850 212 93	45 5300	978 895 00
RF - ARTISAN MID CAP GROWTH	CONSTELLATION BRANDS INC	CL A	33,300 00	34 6889	1,155,141 48	46 5100	1 548 783 00
RF - ARTISAN MID CAP GROWTH	CORINTHIAN COLLEGES INC	COM	46,300 00	12 7498	590,316 80	18 8450	872,523 50
RF - ARTISAN MID CAP GROWTH	CORNING INC	COM	65,200 00	8 0639	525,766 58	11 7700	767,404 00
RF - ARTISAN MID CAP GROWTH	COSTCO WHSL CORP NEW	COM	18,100 00	36 1977	655,178 61	48 4100	876 221 00
RF - ARTISAN MID CAP GROWTH	COVENTRY HEALTH CARE INC	COM	8 800 00	52 4482	461,544 55	53 0800	467,104 00
RF - ARTISAN MID CAP GROWTH	D R HORTON INC	COM	12,600 00	29 7254	374 540 31	40 3100	507 906 00
RF - ARTISAN MID CAP GROWTH	DANAHER CORP	COM	20,600 00	35 5703	732,749 02	57 4100	1 182,646 00
RF - ARTISAN MID CAP GROWTH	DEVON ENERGY CORPORATION NEW	COM	17,000 00	34 6287	588,687 25	38 9200	661,640 00
RF - ARTISAN MID CAP GROWTH	DEX MEDIA INC	COM	20,600 00	19 7661	407,180 86	24 9600	514 176 00
RF - ARTISAN MID CAP GROWTH	DIEBOLD INC	COM	27,600 00	49 9239	1,377,900 63	55 7300	1 538 148 00
RF - ARTISAN MID CAP GROWTH	DOLLAR GEN CORP		11,700 00	19 7731	231,345 80	20 7700	243,009 00
RF - ARTISAN MID CAP GROWTH	DREAMWORKS ANIMATION SKG	CL A	2,200 00	28 0000	61,600 00	37 5100	82 522 00
RF - ARTISAN MID CAP GROWTH	EOG RESOURCES INC	COM	3,500 00	44 1633	154,571 70	71 3600	249,760 00
RF - ARTISAN MID CAP GROWTH	EATON CORP	COM	12,000 00	51 9021	622 824 98	72 3600	868,320 00
RF - ARTISAN MID CAP GROWTH	ECHOSTAR COMMUNICATIONS CORP N	CL A	36,000 00	31 3782	1,129,616 57	33 2400	1,196,640 00
RF - ARTISAN MID CAP GROWTH	ECOLAB INC	COM	34,500 00	28 3718	978 827 60	35 1300	1,211 985 00
RF - ARTISAN MID CAP GROWTH	ENTERCOM COMMUNICATIONS CORP	COM	11,700 00	35 5466	415,894 84	35 8900	419 913 00
RF - ARTISAN MID CAP GROWTH	EXPEDITORS INTL WA INC	COM	15,300 00	34 1142	521,947 81	55 8800	854 964 00
RF - ARTISAN MID CAP GROWTH	EYETECH PHARMACEUTICALS INC	COM	3,500 00	44 4755	155,664 41	45 5000	159,250 00
RF - ARTISAN MID CAP GROWTH	FEDEX CORP	COM	4,300 00	62 5486	268,959 15	98 4900	423,507 00
RF - ARTISAN MID CAP GROWTH	FIRST MARBLEHEAD CORP	COM	3,300 00	50 8889	167,933 30	56 2500	185,625 00
RF - ARTISAN MID CAP GROWTH	FISHER SCIENTIFIC INTL INC	COM NEW	17,700 00	50 9888	902,501 69	62 3800	1,104 126 00
RF - ARTISAN MID CAP GROWTH	FREEPORT MCMORAN COPPER + GOLD	CL B	8,400 00	31 7061	266,331 26	38 2300	321,132 00
RF - ARTISAN MID CAP GROWTH	GATX	COM	22,200 00	27 0460	600,420 52	29 5600	656 232 00
RF - ARTISAN MID CAP GROWTH	GENZYME CORP	COM GEN DIV	8,200 00	56 5580	463,775 56	58 0700	476,174 00
RF - ARTISAN MID CAP GROWTH	GETTY IMAGES INC	COM	16,100 00	43 6206	702,291 16	68 8500	1,108,485 00
RF - ARTISAN MID CAP GROWTH	GOLDEN WEST FINL CORP DEL	COM	11,400 00	41 2740	470,523 84	61 4200	700,188 00
RF - ARTISAN MID CAP GROWTH	HEWITT ASSOCS INC	CLASS A	29,900 00	26 2740	785,591 99	32 0100	957,099 00
RF - ARTISAN MID CAP GROWTH	ITT INDS INC	COM	16,100 00	80 6352	1,298,226 28	84 4500	1,359,645 00

THE ROCKEFELLER FOUNDATION
990 HOLDINGS
AS OF DECEMBER 31, 2004
Investments - corporate stock

Fund Name	Security Name	Security Description	Shares	Base Unit Cost	Base Total Cost	Base Price Amount	Base Market Value
RF - ARTISAN MID CAP GROWTH	INVITROGEN CORP	COM	18 300 00	41 9626	767 914 72	67 1300	1 228 479 00
RF - ARTISAN MID CAP GROWTH	IRON MTN INC PA	COM	15,950 00	23 9827	382,524 69	30 4900	486,315 50
RF - ARTISAN MID CAP GROWTH	JABIL CIRCUIT INC	COM	46,000 00	27 0833	1 245,832 79	25 5800	1,176,680 00
RF - ARTISAN MID CAP GROWTH	JOY GLOBAL INC	COM	11 900 00	33 1382	394 344 57	43 4300	516 817 00
RF - ARTISAN MID CAP GROWTH	JUNIPER NETWORKS INC	COM	27,500 00	14 4273	396 749 47	27 1900	747 725 00
RF - ARTISAN MID CAP GROWTH	KNIGHT TRADING GROUP INC	COM	9,500 00	11 4169	108,460 97	10 9500	104 025 00
RF - ARTISAN MID CAP GROWTH	KOHLS CORP	COM	19,800 00	47 9329	949,071 66	49 1700	973,566 00
RF - ARTISAN MID CAP GROWTH	LAM RESH CORP	COM	34,500 00	23 5950	814 028 71	28 9100	997 395 00
RF - ARTISAN MID CAP GROWTH	LAMAR ADVERTISING CO	CL A	28,300 00	37 5401	1,062,383 96	42 7800	1 210,674 00
RF - ARTISAN MID CAP GROWTH	LAS VEGAS SANDS CORP	COM	2,100 00	34 7474	72,969 52	48 0000	100,800 00
RF - ARTISAN MID CAP GROWTH	LEXMARK INTL INC	CL A	8,000 00	84 5667	676,533 91	85 0000	680 000 00
RF - ARTISAN MID CAP GROWTH	LINCARE HLDGS INC	COM	14,900 00	34 7936	518,425 21	42 6500	635 485 00
RF - ARTISAN MID CAP GROWTH	LINEAR TECHNOLOGY CORP	COM	17,300 00	36 5870	632,955 04	38 7600	670 548 00
RF - ARTISAN MID CAP GROWTH	MGIC INVT CORP WIS	COM	14,100 00	50 0829	706,168 89	68 9100	971,631 00
RF - ARTISAN MID CAP GROWTH	MACROMEDIA INC	COM	27,100 00	18 8023	509 543 22	31 1200	843 352 00
RF - ARTISAN MID CAP GROWTH	MEDIMMUNE INC	COM	25,100 00	24 3422	610,990 25	27 1100	680,461 00
RF - ARTISAN MID CAP GROWTH	MERCURY INTERACTIVE CORP	COM	9 900 00	37 1007	367 296 88	45 5500	450,945 00
RF - ARTISAN MID CAP GROWTH	MILLENNIUM PHARMACEUTICALS	COM	47 600 00	14 2572	678,642 77	12 1200	576,912 00
RF - ARTISAN MID CAP GROWTH	MOLEX INC	COM	31 400 00	28 6812	900,591 12	30 0000	942 000 00
RF - ARTISAN MID CAP GROWTH	NCR CORP NEW	COM	8,000 00	60 9099	487,279 36	69 2300	553 840 00
RF - ARTISAN MID CAP GROWTH	NALCO HLDG CO	COM	23,100 00	15 5649	359,548 54	19 5200	450,912 00
RF - ARTISAN MID CAP GROWTH	NATIONAL SEMICONDUCTOR CORP	COM	49,700 00	15 4482	767,774 12	17 9500	892 115 00
RF - ARTISAN MID CAP GROWTH	NETWORK APPLIANCE INC	COM	18,500 00	17 5339	324 376 75	33 2200	614,570 00
RF - ARTISAN MID CAP GROWTH	NEXTEL PARTNERS INC	CL A	12 200 00	17 4928	213,412 12	19 5400	238 388 00
RF - ARTISAN MID CAP GROWTH	NORDSTROM INC	COM	12,800 00	39 5102	505,730 25	46 7300	598 144 00
RF - ARTISAN MID CAP GROWTH	NORTH FORK BANCORPORATION INC	COM	15,750 00	26 0780	410 728 17	28 8500	454,387 50
RF - ARTISAN MID CAP GROWTH	NORTHERN TRUST CORP	COM	9,400 00	45 1335	424,255 12	48 5800	456 652 00
RF - ARTISAN MID CAP GROWTH	NOVELL INC	COM	96,700 00	9 0858	878 597 01	6 7500	652,725 00
RF - ARTISAN MID CAP GROWTH	OSHKOSH TRUCK CORP	COM	6,600 00	63 9111	421,813 05	68 3800	451 308 00
RF - ARTISAN MID CAP GROWTH	PACCAR INC	COM	9,800 00	52 1197	510,772 83	80 4800	788,704 00
RF - ARTISAN MID CAP GROWTH	PAYCHEX INC	COM	30,700 00	30 4788	935,699 44	34 0800	1,046 256 00
RF - ARTISAN MID CAP GROWTH	PEABODY ENERGY CORP	COM	5,100 00	59 5586	303,748 62	80 9100	412,641 00
RF - ARTISAN MID CAP GROWTH	PENTAIR INC	COM	5,300 00	40 3270	213,733 34	43 5600	230,868 00
RF - ARTISAN MID CAP GROWTH	PRECISION CASTPARTS CORP	COM	16,400 00	46 6392	764,882 71	65 6800	1 077,152 00
RF - ARTISAN MID CAP GROWTH	ROBERT HALF INTL INC	COM	24,300 00	19 3501	470,207 43	29 4300	715,149 00
RF - ARTISAN MID CAP GROWTH	ROSS STORES INC	COM	23,000 00	24 4887	563 240 93	28 8700	664 010 00
RF - ARTISAN MID CAP GROWTH	ST JOE CO	COM	18,200 00	39 7551	723,543 44	64 2000	1 168,440 00
RF - ARTISAN MID CAP GROWTH	SCIENTIFIC ATLANTA INC	COM	25,300 00	28 3484	717 214 73	33 0100	835 153 00
RF - ARTISAN MID CAP GROWTH	SMITH INTL INC	COM	21 700 00	40 3836	876,323 91	54 4100	1 180,697 00
RF - ARTISAN MID CAP GROWTH	SMURFIT STONE CONTAINER CORP	COM	39 900 00	13 6633	545,165 67	18 6800	745 332 00
RF - ARTISAN MID CAP GROWTH	STAPLES INC	COM	34 200 00	20 1216	688 160 40	33 7100	1,152 882 00
RF - ARTISAN MID CAP GROWTH	STARBUCKS CORP	COM	8 300 00	26 7998	222 438 03	62 3600	517 588 00
RF - ARTISAN MID CAP GROWTH	STERICYCLE INC	COM	11,200 00	44 8955	502,830 13	45 9500	514,640 00
RF - ARTISAN MID CAP GROWTH	SYMBOL TECHNOLOGIES INC	COM	46,300 00	13 6526	632,116 96	17 3000	800,990 00
RF - ARTISAN MID CAP GROWTH	TEXTRON INC	COM	6,400 00	73 2545	468,828 70	73 8000	472 320 00
RF - ARTISAN MID CAP GROWTH	THERMO ELECTRON CORP	COM	23,800 00	22 0358	524 452 04	30 1900	718 522 00
RF - ARTISAN MID CAP GROWTH	TIBCO SOFTWARE INC	COM	51 800 00	6 8500	354 830 00	13 3400	691 012 00
RF - ARTISAN MID CAP GROWTH	UNIVISION COMMUNICATIONS INC	CL A	25 600 00	30 8831	790 607 88	29 2700	749 312 00
RF - ARTISAN MID CAP GROWTH	VARIAN MED SYS INC	COM	29 900 00	34 5000	1 031,549 16	43 2400	1 292,876 00
RF - ARTISAN MID CAP GROWTH	VERISIGN INC	COM	23 200 00	13 6538	316,768 80	33 5200	777 664 00
RF - ARTISAN MID CAP GROWTH	WESTERN WIRELESS CORP	CL A	25,200 00	17 8776	450 514 83	29 3000	738 360 00
RF - ARTISAN MID CAP GROWTH	WHOLE FOODS MKT INC	COM	5 100 00	51 9312	264 849 25	95 3500	486 285 00
RF - ARTISAN MID CAP GROWTH	XILINX INC	COM	19,400 00	26 2617	509 476 53	29 6500	575 210 00
RF - ARTISAN MID CAP GROWTH	YAHOO INC	COM	31 200 00	16 3693	510 722 20	37 6800	1 175 616 00
RF - ARTISAN MID CAP GROWTH	YUM BRANDS INC	COM	21 300 00	38 6338	822 900 71	47 1800	1 004 934 00
RF - ARTISAN MID CAP GROWTH	ZIMMER HOLDINGS INC	COM	13 900 00	63 3129	880 048 84	80 1200	1 113 668 00
RF - ARTISAN SMALL CAP	ADVANCED DIGITAL INFORMATION	COM	28,700 00	9 1784	263,421 40	10 0200	287 574 00
RF - ARTISAN SMALL CAP	ADVO INC	COM	24 050 00	29 6500	713 082 45	35 6500	857 382 50
RF - ARTISAN SMALL CAP	ALBEMARLE CORP	COM	8 700 00	27 4497	238 812 35	38 7100	336 777 00
RF - ARTISAN SMALL CAP	ARKANSAS BEST CORP	COM	1 500 00	26 3680	39 552 00	44 8900	67 335 00
RF - ARTISAN SMALL CAP	ATWOOD OCEANICS INC	COM	2 400 00	24 0672	57 761 37	52 1000	125 040 00
RF - ARTISAN SMALL CAP	BEARINGPOINT INC	COM	39 900 00	9 3507	373,093 11	8 0300	320 397 00
RF - ARTISAN SMALL CAP	BLACK BOX CORP	COM	2 800 00	33 9568	95 079 11	48 0200	134 456 00
RF - ARTISAN SMALL CAP	BLACK HILLS CORP	COM	11 800 00	28 5514	336,906 80	30 6800	362,024 00
RF - ARTISAN SMALL CAP	BORG WARNER INC	COM	1,000 00	32 8950	32 895 00	54 1700	54 170 00
RF - ARTISAN SMALL CAP	BOSTON COMMUNICATIONS GROUP	COM	14,000 00	11 1706	156 388 42	9 2400	129 360 00
RF - ARTISAN SMALL CAP	BROWN SHOE INC NEW	COM	5,600 00	25 4232	142 369 99	29 8300	167 048 00
RF - ARTISAN SMALL CAP	C D I CORP	COM	17,700 00	19 1940	339,733 57	21 3800	378 426 00
RF - ARTISAN SMALL CAP	CABOT OIL + GAS CORP	COM	9 300 00	26 1500	243,195 00	44 2500	411 525 00
RF - ARTISAN SMALL CAP	CAPITAL SOUTHWEST CORP	COM	3 876 00	57 4770	222,781 00	78 5200	304 343 52
RF - ARTISAN SMALL CAP	CELLSTAR CORP	COM NEW	34,500 00	5 1797	178 700 94	4 4500	153 525 00

Fund Name	Security Name	Security Description	Shares	Base Unit Cost	Base Total Cost	Base Price Amount	Base Market Value
RF - ARTISAN SMALL CAP	CIMAREX ENERGY CO	COM	12,100 00	20 3000	245,630 00	37 9000	458,590 00
RF - ARTISAN SMALL CAP	CROSS CTRY HEALTHCARE INC	COM	13,100 00	15 3104	200,565 74	18 0800	236,848 00
RF - ARTISAN SMALL CAP	DELTA + PINE LD CO	COM	7,800 00	22 3787	174,553 63	27 2800	212,784 00
RF - ARTISAN SMALL CAP	EAGLE MATLS INC	COM	2,100 00	39 5000	82,950 00	86 3500	181,335 00
RF - ARTISAN SMALL CAP	EAGLE MATLS INC	CL B	900 00	55 5301	49,977 06	84 3000	75 870 00
RF - ARTISAN SMALL CAP	EL PASO ELEC CO	COM NEW	14 600 00	11 6457	170 026 75	18 9400	276 524 00
RF - ARTISAN SMALL CAP	EMCOR GROUP INC	COM	6,000 00	46 3860	278,316 26	45 1800	271,080 00
RF - ARTISAN SMALL CAP	ENERGY PARTNERS LTD	OC COM	12,400 00	13 0372	161 661 58	20 2700	251 348 00
RF - ARTISAN SMALL CAP	ETHAN ALLEN INTERIORS INC	COM	9 300 00	35 5500	330,615 00	40 0200	372 186 00
RF - ARTISAN SMALL CAP	FTI CONSULTING INC	COM	16,500 00	17 5397	289,405 04	21 0700	347,655 00
RF - ARTISAN SMALL CAP	FOREST OIL CORP	COM PAR 0 01	29,400 00	22 6344	665,451 86	31 7200	932,568 00
RF - ARTISAN SMALL CAP	FURNITURE BRANDS INTL INC	COM	29,700 00	22 6231	671 906 54	25 0500	743,985 00
RF - ARTISAN SMALL CAP	GARTNER INC	CL A	20,500 00	11 8962	243,872 61	12 4600	255 430 00
RF - ARTISAN SMALL CAP	GENCORP INC	COM	5,400 00	16 0000	86 400 00	18 5700	100 278 00
RF - ARTISAN SMALL CAP	GENERALE CABLE CORP DEL NEW	COM	27,200 00	7 3491	199,894 90	13 8500	376 720 00
RF - ARTISAN SMALL CAP	GENLYTE GROUP INC	COM	3,100 00	35 3300	109 523 00	85 6800	265 608 00
RF - ARTISAN SMALL CAP	GLOBAL PWR EQUIP GROUP INC	COM	8,700 00	6 8537	59,626 81	9 8400	85 608 00
RF - ARTISAN SMALL CAP	GRIFFON CORP	COM	900 00	26 9536	24,258 23	27 0000	24,300 00
RF - ARTISAN SMALL CAP	HARLAND JOHN H CO	COM	8,400 00	26 5529	223,044 11	36 1000	303,240 00
RF - ARTISAN SMALL CAP	HILB ROGAL + HOBBS CO	COM	31,200 00	29 5236	921,137 66	36 2400	1 130,688 00
RF - ARTISAN SMALL CAP	HOLLYWOOD ENTMT CORP	COM	33,500 00	12 2487	410,330 35	13 0900	438 515 00
RF - ARTISAN SMALL CAP	IDT CORP	COM	5,700 00	16 9110	96,392 52	14 6800	83 676 00
RF - ARTISAN SMALL CAP	IDT CORP	CL B	7,400 00	18 2600	135,124 00	15 4800	114 552 00
RF - ARTISAN SMALL CAP	HYPERCOM CORP	COM	18,800 00	5 0309	94 580 93	5 9200	111,296 00
RF - ARTISAN SMALL CAP	IHOP CORP NEW	COM	1 200 00	33 9600	40 752 00	41 8900	50,268 00
RF - ARTISAN SMALL CAP	IMATION CORP	COM	5,600 00	32 0563	179 515 51	31 8300	178,248 00
RF - ARTISAN SMALL CAP	INTERGRATED ELECTRICAL SVCS	COM	22,800 00	7 4017	168 758 94	4 8400	110,352 00
RF - ARTISAN SMALL CAP	IONICS INC	COM	2,100 00	43 2657	90 857 97	43 3400	91 014 00
RF - ARTISAN SMALL CAP	JACKSON HEWITT TAX SVC INC	COM	2,300 00	16 8986	38 866 78	25 2500	58 075 00
RF - ARTISAN SMALL CAP	JONES LANG LASALLE INC	COM	2,900 00	16 1000	46 690 00	37 4100	108,489 00
RF - ARTISAN SMALL CAP	KELLWOOD CO	COM	34,000 00	34 3805	1 168,937 04	34 5000	1 173,000 00
RF - ARTISAN SMALL CAP	KEY ENERGY SVCS INC	COM	15 700 00	8 8845	139 485 93	11 8000	185,260 00
RF - ARTISAN SMALL CAP	KIRBY CORP	COM	12,300 00	28 0000	344,400 00	44 3800	545,874 00
RF - ARTISAN SMALL CAP	LSI INDS INC		17,275 00	9 1936	158,820 13	11 4500	197 798 75
RF - ARTISAN SMALL CAP	LANDAMERICA FINL GROUP INC	COM	5,600 00	48 8418	273 514 25	53 9300	302 008 00
RF - ARTISAN SMALL CAP	LAWSON SOFTWARE INC	COM	20,900 00	5 8581	122 434 24	6 8700	143,583 00
RF - ARTISAN SMALL CAP	MKS INSTRS INC	COM	4,300 00	13 9483	59 977 65	18 5500	79,765 00
RF - ARTISAN SMALL CAP	MEDICAL STAFFING NETWORK HLDGS	COM	22,100 00	6 9949	154 586 92	8 1900	180,999 00
RF - ARTISAN SMALL CAP	MERIDIAN RESOURCE CORP	COM	33 200 00	6 4721	214 874 13	6 0500	200 860 00
RF - ARTISAN SMALL CAP	MOVIE GALLERY INC	COM	35,400 00	17 6407	624 479 46	19 0700	675 078 00
RF - ARTISAN SMALL CAP	MUELLER INDS INC		4,000 00	26 2200	104 880 00	32 2000	128 800 00
RF - ARTISAN SMALL CAP	NATIONAL DENTEX CORP	COM	6,700 00	23 0000	154 100 00	30 4510	204,021 70
RF - ARTISAN SMALL CAP	NEWMARKET CORP	COM	900 00	19 2045	17 284 01	19 9000	17,910 00
RF - ARTISAN SMALL CAP	NEWPORT CORP	COM	13 200 00	13 5748	179 187 68	14 1000	186 120 00
RF - ARTISAN SMALL CAP	OCTEL CORP	COM	2,100 00	20 0392	42 082 32	20 8100	43 701 00
RF - ARTISAN SMALL CAP	1 800 CONTACTS	COM	11,100 00	18 2041	202 065 19	22 0000	244 200 00
RF - ARTISAN SMALL CAP	PICO HLDGS INC	COM NEW	18,200 00	13 4463	244,723 25	20 7700	378 014 00
RF - ARTISAN SMALL CAP	PNM RES INC	COM	20 350 00	17 1733	349 477 33	25 2900	514,651 50
RF - ARTISAN SMALL CAP	PAPA JOHNS INTL INC	COM	7,600 00	25 0991	190 753 26	34 4400	261 744 00
RF - ARTISAN SMALL CAP	PAR PHARMACEUTICAL COS INC	COM	4 300 00	33 3190	143 271 68	41 3800	177,934 00
RF - ARTISAN SMALL CAP	PAYLESS SHOESOURCE INC	COM	43,900 00	12 8128	562 482 16	12 3000	539 970 00
RF - ARTISAN SMALL CAP	PEGASUS SOLUTIONS INC	COM	8 200 00	9 9014	81 191 61	12 6000	103,320 00
RF - ARTISAN SMALL CAP	PENN VA CORP	COM	6 200 00	35 7508	221 655 09	40 5700	251,534 00
RF - ARTISAN SMALL CAP	PEP BOYS MANNY MOE + JACK	COM	10 900 00	14 1655	154 403 69	17 0700	186 063 00
RF - ARTISAN SMALL CAP	PIONEER NAT RES CO	COM	14 559 00	16 5737	241 295 85	35 1000	511 020 90
RF - ARTISAN SMALL CAP	PLAINS EXPL + PRODTN CO	COM	40 928 00	10 4160	426 306 87	26 0000	1,064 128 00
RF - ARTISAN SMALL CAP	PROQUEST COMPANY	COM	15 500 00	25 4597	394 626 01	29 7000	460 350 00
RF - ARTISAN SMALL CAP	QUANEX CORP	COM	2,500 00	29 8800	74 700 00	68 5700	171 425 00
RF - ARTISAN SMALL CAP	RANGE RES CORP	COM	22 500 00	8 9692	201 805 95	20 4600	460 350 00
RF - ARTISAN SMALL CAP	REGAL BELOIT CORP	COM	5 600 00	19 7480	110 588 56	28 6000	160 160 00
RF - ARTISAN SMALL CAP	REMINGTON OIL GAS CORP	COM	6 100 00	19 7647	120 564 52	27 2500	166 225 00
RF - ARTISAN SMALL CAP	SEMCO ENERGY INC	COM	27,200 00	5 6147	152 720 62	5 3400	145,248 00
RF - ARTISAN SMALL CAP	ST MARY LD + EXPL CO	COM	15 300 00	26 5128	405 646 42	41 7400	638 622 00
RF - ARTISAN SMALL CAP	SCHOOL SPECIALTY INC	COM	7,200 00	28 3940	204,437 14	38 5600	277 632 00
RF - ARTISAN SMALL CAP	SIMPSON MFG INC	COM	19,400 00	19 2250	372,965 00	34 9000	677 060 00
RF - ARTISAN SMALL CAP	SOLA INTL INC	COM	16,300 00	17 0996	278,723 06	27 5400	448 902 00
RF - ARTISAN SMALL CAP	SPINNAKER EXPL CO	COM	4 900 00	32 8993	161,206 65	35 0700	171 843 00
RF - ARTISAN SMALL CAP	SPIRIT FIN CORP	COM	2,000 00	11 0000	22,000 00	12 6500	25 300 00
RF - ARTISAN SMALL CAP	STEWART INFORMATION SVCS CORP	COM	25,000 00	31 2084	780,208 74	41 6500	1 041,250 00
RF - ARTISAN SMALL CAP	STONE ENERGY CORP		19 200 00	37 7490	724 780 78	45 0900	865 728 00
RF - ARTISAN SMALL CAP	SUPERIOR ENERGY SVCS INC	COM	12,200 00	11 9060	145,253 04	15 4100	188,002 00

THE ROCKEFELLER FOUNDATION
990 HOLDINGS
AS OF DECEMBER 31, 2004
Investments - corporate stock

Fund Name	Security Name	Security Description	Shares	Base Unit Cost	Base Total Cost	Base Price Amount	Base Market Value
RF - ARTISAN SMALL CAP	SUPERIOR ESSEX INC	COM	16,300 00	14 1981	231 428 36	18 7950	306 358 50
RF - ARTISAN SMALL CAP	SUPERIOR INDS INTL INC	COM	25 900 00	33 3680	864 230 47	29 0500	752,395 00
RF - ARTISAN SMALL CAP	TETRA TECH INC NEW	COM	25 100 00	13 7811	345,905 10	16 7400	420,174 00
RF - ARTISAN SMALL CAP	TRAMMELL CROW CO	COM	9 800 00	11 3500	111,230 00	18 1100	177 478 00
RF - ARTISAN SMALL CAP	TRANSMONTAIGNE INC	COM	5 300 00	5 7298	30 367 95	6 1300	32 489 00
RF - ARTISAN SMALL CAP	UNITED ONLINE INC	COM	14,600 00	10 7772	157 346 77	11 5300	168 338 00
RF - ARTISAN SMALL CAP	UNITED STATIONERS INC	COM	3 800 00	37 4000	142 120 00	46 2000	175 560 00
RF - ARTISAN SMALL CAP	USF CORP	COM	9 100 00	30 0400	273 364 00	37 9500	345 345 00
RF - ARTISAN SMALL CAP	VIASYS HEALTHCARE INC	COM NEW	17 900 00	17 3749	311 011 50	19 0000	340 100 00
RF - ARTISAN SMALL CAP	WASHINGTON GROUP INTL INC	COM NEW	9 900 00	35 4111	350 570 31	41 2500	408,375 00
RF - ARTISAN SMALL CAP	WATSON WYATT + CO HLDGS	CL A	22 100 00	23 7573	525 035 59	26 9500	595 595 00
RF - ARTISAN SMALL CAP	WEBMETHODS INC	COM	34,100 00	5 2401	178 688 20	7 2100	245 861 00
RF - ARTISAN SMALL CAP	WORLD WRESTLING ENTMT INC	CL A	20,170 00	10 0022	201 745 21	12 1300	244 662 10
RF - ARTISAN SMALL CAP	ZALE CORP NEW	COM	30 300 00	23 5368	713 164 82	29 8700	905 061 00
RF-ENDOWMENT CAPITAL	ENDOWNMENT CAPITAL LP	LP	14,000 000 00	1 0000	14 000 000 00	1 1242	15 739 472 00
RF - MARATHON ASSET MGMT LTD	AMR CORP DEL	COM	45 600 00	11 6900	533 064 00	10 9500	499 320 00
RF - MARATHON ASSET MGMT LTD	AGERE SYS INC	CL B	317 000 00	1 3030	413,051 19	1 3500	427 950 00
RF - MARATHON ASSET MGMT LTD	AMERICAN EXPRESS CO	COM	12 700 00	51 9600	659 892 00	56 3700	715 899 00
RF - MARATHON ASSET MGMT LTD	BAKER HUGHES INC	COM	14 200 00	41 5723	590 326 67	42 6700	605 914 00
RF - MARATHON ASSET MGMT LTD	BAXTER INTL INC	COM	13 300 00	32 8200	436,506 00	34 5400	459 382 00
RF - MARATHON ASSET MGMT LTD	BERKSHIRE HATHAWAY INC DEL	CL B	400 00	2,909 9000	1,163,960 00	2,936 0000	1 174,400 00
RF - MARATHON ASSET MGMT LTD	BLOCKBUSTER INC	CL A	73,600 00	9 0992	669,702 35	9 5400	702 144 00
RF - MARATHON ASSET MGMT LTD	BRISTOL MYERS SQUIBB CO	COM	24 400 00	25 3000	617,320 00	25 6200	625,128 00
RF - MARATHON ASSET MGMT LTD	BURLINGTON NORTHN SANTA FE	COM	24,200 00	34 1300	825,946 00	47 3100	1 144 902 00
RF - MARATHON ASSET MGMT LTD	COMCAST CORP NEW	CL A SPL	30,800 00	29 0600	895 048 00	32 8400	1 011,472 00
RF - MARATHON ASSET MGMT LTD	COSTCO WHSL CORP NEW	COM	36,000 00	41 8674	1,507,226 41	48 4100	1 742 760 00
RF - MARATHON ASSET MGMT LTD	DELL INC	COM	17,000 00	34 8100	591,770 00	42 1400	716,380 00
RF - MARATHON ASSET MGMT LTD	ETHAN ALLEN INTERIORS INC	COM	6,700 00	36 2200	242,674 00	40 0200	268,134 00
RF - MARATHON ASSET MGMT LTD	GOLDMAN SACHS GROUP INC	COM	6,100 00	89 1800	543,998 00	104 0400	634 644 00
RF - MARATHON ASSET MGMT LTD	HOLLINGER INTERNATIONAL INC	CL A	60 800 00	16 5000	1,003,200 00	15 6800	953 344 00
RF - MARATHON ASSET MGMT LTD	IMS HEALTH INC	COM	42,300 00	24 5400	1,038 042 00	23 2100	981 783 00
RF - MARATHON ASSET MGMT LTD	INTEL CORP	COM	15,200 00	27 6400	420,128 00	23 3900	355 528 00
RF - MARATHON ASSET MGMT LTD	INTERNATIONAL SPEEDWAY CORP	CL A	16,400 00	47 8100	784,084 00	52 8000	865 920 00
RF - MARATHON ASSET MGMT LTD	KANSAS CITY SOUTHERN	COM NEW	29,800 00	14 3900	428,822 00	17 7300	528 354 00
RF - MARATHON ASSET MGMT LTD	LEARNING TREE INTL INC	COM	7,400 00	13 9600	103,304 00	13 4000	99,160 00
RF - MARATHON ASSET MGMT LTD	LIBERTY MEDIA CORP	COM SER A	101,300 00	9 1400	925,882 00	10 9800	1,112,274 00
RF - MARATHON ASSET MGMT LTD	LIBERTY MEDIA INTL INC	COM SER A	22,887 00	34 4261	787,911 23	46 2300	1,058 066 01
RF - MARATHON ASSET MGMT LTD	LUCENT TECHNOLOGIES INC	COM	339,600 00	3 4700	1,178,412 00	3 7600	1,276,896 00
RF - MARATHON ASSET MGMT LTD	MBIA INC	COM	11,100 00	57 0900	633,699 00	63 2800	702 408 00
RF - MARATHON ASSET MGMT LTD	MGIC INVT CORP WIS	COM	7,000 00	75 1800	526,260 00	68 9100	482 370 00
RF - MARATHON ASSET MGMT LTD	MERCURY GEN CORP	COM	13,600 00	49 8500	677,960 00	59 9200	814 912 00
RF - MARATHON ASSET MGMT LTD	MICROSOFT CORP	COM	13,400 00	28 3500	379 890 00	26 7100	357 914 00
RF - MARATHON ASSET MGMT LTD	MOODYS CORP	COM	14,000 00	65 5200	917,280 00	86 8500	1,215 900 00
RF - MARATHON ASSET MGMT LTD	NEXTEL COMMUNICATIONS INC	CL A	51,600 00	25 6900	1,325,604 00	30 0000	1,548,000 00
RF - MARATHON ASSET MGMT LTD	99 CENTS ONLY STORES	COM	11,400 00	15 3519	175,011 09	16 1600	184,224 00
RF - MARATHON ASSET MGMT LTD	NORTHWEST AIRLS CORP	CLASS A	71,900 00	10 2000	733,380 00	10 9300	785 867 00
RF - MARATHON ASSET MGMT LTD	PRIMEDIA INC	COM	240,700 00	2 6000	625,820 00	3 8000	914 660 00
RF - MARATHON ASSET MGMT LTD	QWEST COMMUNICATIONS INTL INC	COM	212,900 00	3 9400	838,826 00	4 4400	945,276 00
RF - MARATHON ASSET MGMT LTD	RAYTHEON CO	COM NEW	10,500 00	35 1000	368 550 00	38 8300	407 715 00
RF - MARATHON ASSET MGMT LTD	SBC COMMUNICATIONS INC	COM	34,200 00	24 6000	841,320 00	25 7700	881,334 00
RF - MARATHON ASSET MGMT LTD	SABRE HLDGS CORP	CL A	28,600 00	27 1700	777 062 00	22 1600	633 776 00
RF - MARATHON ASSET MGMT LTD	SCHERING PLOUGH CORP	COM	74,000 00	16 5500	1,224,700 00	20 8800	1 545 120 00
RF - MARATHON ASSET MGMT LTD	SCOTTS CO	CL A	13 000 00	66 3300	862,290 00	73 5200	955,760 00
RF - MARATHON ASSET MGMT LTD	SUN MICROSYSTEMS INC	COM	219,800 00	4 0400	887,992 00	5 3800	1 182,524 00
RF - MARATHON ASSET MGMT LTD	UNISYS CORP	COM	33 900 00	13 8900	470 871 00	10 1800	345 102 00
RF - MARATHON ASSET MGMT LTD	UNITEDGLOBALCOM	CL A	95,700 00	7 0100	670 857 00	9 6600	924 462 00
RF - MARATHON ASSET MGMT LTD	UNITRIN INC	COM	9,300 00	41 7300	388 089 00	45 4500	422 685 00
RF - MARATHON ASSET MGMT LTD	VIACOM INC	CL A	17,400 00	36 7156	638 850 74	37 0800	645 192 00
RF - MARATHON ASSET MGMT LTD	VIAD CORP	COM NEW	17,600 00	27 9785	492 421 81	28 4900	501 424 00
RF - MARATHON ASSET MGMT LTD	WASTE MGMT INC DEL	COM	27,600 00	29 4400	812,544 00	29 9400	826,344 00
RF - MARATHON ASSET MGMT LTD	XEROX CORP	COM	82 400 00	14 2200	1 171 728 00	17 0100	1 401 624 00
RF - ADAGE CAPITAL	ADAGE CAPITAL PARNTERS	LP	100,000,000 00	1 0000	100,000,000 00	1 1083	110,827 400 00
RF - APS ASSET MANAGEMENT	ISHARES INC	MSCI TAIWAN INDEX FD	297 000 00	11 4477	3 399,966 90	12 0600	3 581,820 00
	COMMON STOCK TOTAL		**156,577,614 61**		**1,053,553,867 35**		**1,241,384,009 85**
	PREFERRED STOCK						
RF - PIMCO	HOME OWNERSHIP	SER 144A PFD	3,000 00	1,000 7900	3,002,370 00	381 2500	1 143,750 00
RF- WHIPPOORWILL ASSOCIATES	BDK HLDGS INC	PFD 13 50PCT	553 68	1 0000	553 68	0 0010	0 55
RF- WHIPPOORWILL ASSOCIATES	TOKHEIM CORP	PFD SERIES A	129 33	0 2402	31 06	0 0000	-
RF - CAPITAL GUARDIAN II	CHUBB CORP	CORP UNIT	12,000 00	27 5060	330,071 60	30 0000	360 000 00
RF - TROWE PRICE	CENSTOR CORP	PFD CONV SER B	15,755 00	0 0000	-	0 0000	-

THE ROCKEFELLER FOUNDATION
990 HOLDINGS
AS OF DECEMBER 31, 2004
Investments - corporate stock

Fund Name	Security Name	Security Description	Shares	Base Unit Cost	Base Total Cost	Base Price Amount	Base Market Value
RF - TROWE PRICE	CENSTOR CORP	SERIES A PFD	31 058 00	0 0000	-	0 0000	-
	PREFERRED STOCK TOTAL		**62,496 01**		**3,333,026 34**		**1,503,750.55**
	REAL ESTATE						
RF- WHIPPOORWILL ASSOCIATES	METROPOLIS RLTY HLDGS LLC	UNIT LTD LIABILTY CO	39 786 00	0 0000	-	**0 0000**	-
RF-KG REDDING	AMERICAN FINL RLTY TR	COM	53,000 00	14 0412	744,185 74	16 1800	857 540 00
RF-KG REDDING	ARDEN RLTY INC	COM	40 100 00	29 0927	1 166 616 90	37 7200	1 512,572 00
RF-KG REDDING	BRANDYWINE RLTY TR	SH BEN INT NEW	61,600 00	28 2449	1,739 886 64	29 3900	1 810 424 00
RF-KG REDDING	CAMDEN PPTY TR		29 300 00	37 1734	1,089,179 76	51 0000	1 494 300 00
RF-KG REDDING	CAPITAL AUTOMOTIVE REIT	COM SHS	60 900 00	31 9511	1 945,822 31	35 5250	2 163 472 50
RF-KG REDDING	GLENBOROUGH RLTY TR INC	COM	96 600 00	19 9964	1 931 648 30	21 2800	2,055 648 00
RF-KG REDDING	HERSHA HOSPITALITY TR	PRIORITY CL A SHS BEN INT	101 600 00	8 9162	905 882 91	11 4500	1 163 320 00
RF-KG REDDING	ISTAR FINL INC	COM	35,400 00	40 9307	1 448,945 06	45 2600	1 602 204 00
RF-KG REDDING	MACK CA RLTY CORP	COM	44 600 00	40 3262	1 798,547 84	46 0300	2,052 938 00
RF-KG REDDING	MILLS CORP	COM	50,200 00	35 7473	1,794,514 24	63 7600	3,200,752 00
RF-KG REDDING	OMEGA HEALTHCARE INVESTORS	REAL ESTATE	126,500 00	10 3469	1,308,888 68	11 8000	1 492,700 00
RF-KG REDDING	PROLOGIS	SH BEN INT	62 154 00	27 3808	1,701,824 90	43 3300	2 693 132 82
RF-KG REDDING	RAMCO GERSHENSON PPTYS TR	COM SH BEN INT	65,500 00	25 4282	1,665,544 44	32 2500	2 112,375 00
RF-KG REDDING	RECKSON ASSOCS RLTY CORP	COM	51,000 00	27 2027	1,387,339 76	32 8100	1 673,310 00
RF-KG REDDING	SL GREEN RLTY CORP	COM	34,100 00	41 1214	1,402,238 21	60 5500	2,064,755 00
RF-KG REDDING	SIMON PPTY GROUP INC NEW	COM	73,200 00	51 5820	3 775,804 38	64 6700	4,733,844 00
RF-KG REDDING	UNITED DOMINION RLTY TR INC	COM	81,000 00	19 2823	1,561,862 44	24 8000	2 008 800 00
RF-KG REDDING	VORNADO RLTY TR	COM	38,200 00	57 5053	2,196,702 26	76 1300	2 908,166 00
RF - ARTISAN SMALL CAP	EAGLE HOSPITALITY PPTYS TR INC	COM	16 600 00	9 7331	161,568 64	10 3000	170 980 00
	REAL ESTATE TOTAL		**1,161,340 00**		**29,727,003.41**		**37,771,233 32**
		FOREIGN EQUITY					
	COMMON STOCK						
RF-BGI INTERNATIONAL FUND	BGI EAFE EQUITY INDEX FUND B		1 832,789 87	32 5362	59 631 933 96	39 7630	72 877 265 75
SILCHESTER	SILCHESTER INTL TOBACCO FREE	INTL VALUE EQUITY TRUST	303,757 24	23 4902	7,135,303 37	26 6851	8 105 787 94
	ARGENTINA						
RF- EMERGING MARKETS MGMT	TELECOM ARGENTINA	CLASS B ARS1	1 00	1 4300	1 43	2 1632	2 16
RF- EMERGING MARKETS MGMT	IRSA INVERSIONES Y REPRESENT	GLOBAL DEPOSITARY RCPT	8,839 00	13 6609	120,748 43	11 2500	99,438 75
RF- WHIPPOORWILL ASSOCIATES	ALPARGATAS	ARP1	287,788 00	0 0100	2,877 85	0 0048	1 374 80
	AUSTRALIA						
RF- MERCATOR ASSET MANAGEMENT	LEND LEASE CORP	NPV	205,900 00	7 8631	1,619,013 17	10 3867	2 138 616 24
RF- ACADIAN ASSET MANAGEMENT	AUST + NZ BANK GRP	NPV	33,000 00	14 4043	475,341 65	16 1405	532 636 50
RF- ACADIAN ASSET MANAGEMENT	WESTPAC BKG CORP	NPV	54,100 00	12 6187	682 671 55	15 2782	826 551 16
RF- ACADIAN ASSET MANAGEMENT	ARISTOCRAT LEISURE	NPV(POST RECONSTRUCTION)	48,761 00	3 2470	158,328 14	7 7998	380 326 27
RF- ACADIAN ASSET MANAGEMENT	INSURANCE AUST GRP	NPV	138,900 00	3 1727	440,685 48	5 0405	700,122 21
RF- ACADIAN ASSET MANAGEMENT	BLUESCOPE STEEL LTD	NPV	59,000 00	3 3241	196,124 49	6 4672	381 563 30
RF- ACADIAN ASSET MANAGEMENT	PROMINA GROUP	NPV	174,000 00	2 3531	409,437 20	4 2331	736 552 39
RF- ACADIAN ASSET MANAGEMENT	QBE INS GROUP	NPV	117,800 00	8 8052	1 037,248 16	12 0329	1,417,471 41
RF CAPITAL GUARDIAN II	AMCOR LIMITED	NPV	54,700 00	6 1279	335,193 55	5 7617	315 163 06
RF - CAPITAL GUARDIAN II	FOSTERS GROUP	NPV	50,600 00	2 5397	128,509 32	4 5388	229,662 30
RF - CAPITAL GUARDIAN II	MACQUARIE AIRPORTS	NPV STAPLED FULLY PAID	60,200 00	2 1921	131,964 94	2 4614	148,179 04
RF CAPITAL GUARDIAN II	RINKER GROUP	NPV	55,728 00	5 8456	325,766 30	8 3485	465 247 13
RF CAPITAL GUARDIAN II	PROMINA GROUP	NPV	58,500 00	2 7043	158,203 26	4 2331	247 633 99
RF - CAPITAL GUARDIAN II	QANTAS AIRWAYS	NPV	104,409 00	2 4022	250,809 60	2 9083	303 649 44
RF CAPITAL GUARDIAN II	JAMES HARDIE INDS	NPV CHESS EUR0 5	30,665 00	4 4052	135,086 78	5 2521	161 056 56
RF - MARATHON ASSET MGMT LTD	AUST + NZ BANK GRP	NPV	29,784 00	12 8524	382,796 07	16 1405	480 728 65
RF - MARATHON ASSET MGMT LTD	ORICA LTD	NPV	18 020 00	10 2795	185,237 36	15 9680	287,744 12
RF - MARATHON ASSET MGMT LTD	WMC RESORCES LTD	NPV	22,132 00	3 3926	75,084 71	5 6598	125 261 76
RF - MARATHON ASSET MGMT LTD	RINKER GROUP	NPV	23 000 00	5 5302	127,194 42	8 3485	192,016 29
RF - MARATHON ASSET MGMT LTD	NATIONAL FOODS LTD	NPV	60,000 00	3 0478	182,868 66	4 9386	296 314 18
RF - MARATHON ASSET MGMT LTD	SANTOS LTD	NPV	98,000 00	5 0297	492 915 09	6 6475	651 452 21
RF - MARATHON ASSET MGMT LTD	ALUMINA LIMITED	NPV	66,000 00	3 7236	245,755 62	4 6564	307 320 14
RF - MARATHON ASSET MGMT LTD	ILUKA RESOURCES	NPV	61,000 00	3 0961	188 860 88	4 9307	300 774 57
	AUSTRIA						
RF- ACADIAN ASSET MANAGEMENT	VOESTALPINE AG	NPV	2,100 00	72 8629	153 012 03	77 6811	163 130 35
RF - ARTISAN PARTNERS	ERSTE BANK DER OST	NPV	3,600 00	37 8842	136,383 25	53 4185	192 306 65
RF - CAPITAL GUARDIAN II	TELEKOM AUSTRIA	NPV	17,790 00	9 5059	169,110 54	18 9615	337 325 68
RF - CAPITAL GUARDIAN II	WIENERBERGER AG	NPV	6,300 00	46 3397	291 939 95	47 7776	300 999 05
	BELGIUM						
RF- ACADIAN ASSET MANAGEMENT	MOBISTAR	NPV	2,700 00	50 8727	137,356 21	93 7203	253 044 72
RF- ACADIAN ASSET MANAGEMENT	DOLMEN COMPUTER AP	NPV	174 00	0 0000	-	12 9944	2,261 03
RF- ACADIAN ASSET MANAGEMENT	DEXIA	NPV	68 200 00	18 9423	1 291,862 16	22 9985	1 568 498 03

THE ROCKEFELLER FOUNDATION
990 HOLDINGS
AS OF DECEMBER 31, 2004
Investments - corporate stock

Fund Name	Security Name	Security Description	Shares	Base Unit Cost	Base Total Cost	Base Price Amount	Base Market Value
RF- ACADIAN ASSET MANAGEMENT	BELGACOM SA	NPV	7,300 00	35 2110	257,040 60	43 2241	315 536 22
RF - ARTISAN PARTNERS	INBEV	NPV	39,900 00	27 5563	1 099 495 43	38 7930	1 547 840 15
RF - ARTISAN PARTNERS	FORTIS	UNIT(FORTIS SA/NV NPV/0 42)	109,000 00	19 0535	2,076 835 06	27 6879	3,017 982 87
	BERMUDA						
RF- EMERGING MARKETS MGMT	YUE YUEN INDL HLDG	HKD0 25	163,000 00	1 8517	301,832 01	2 7532	448 775 84
RF- EMERGING MARKETS MGMT	GOME ELECTRICAL AP	HKD0 1(POST CON)	158,000 00	0 5160	81,525 43	0 9070	143,309 27
RF- EMERGING MARKETS MGMT	BUNGE LIMITED	SHS	2 500 00	35 8125	89,531 32	57 0100	142,525 00
RF-SOUND SHORE ASSET MGMT	TYCO INTL LTD	NEW COM	97,000 00	14 2696	1,384,149 15	35 7400	3,466,780 00
RF - INSTITUTIONAL CAPITAL	TYCO INTL LTD	NEW COM	93,450 00	25 5162	2,384 484 46	35 7400	3 339,903 00
RF - CAPITAL GUARDIAN II	COOPER INDUSTRIES LTD	SHS A	4 200 00	66 5793	279,633 01	67 8900	285 138 00
RF - CAPITAL GUARDIAN II	WEATHERFORD INTL LTD	COMMON STOCK	7,500 00	49 8133	373,599 75	51 3000	384 750 00
RF - CAPITAL GUARDIAN II	LI + FUNG	HKD0 025	290,000 00	1 6463	477,416 24	1 6854	488,761 95
RF - CAPITAL GUARDIAN II	TYCO INTL LTD	NEW COM	8 700 00	29 9539	260 598 78	35 7400	310 938 00
RF - CAPITAL GUARDIAN II	INGERSOLL RAND COMPANY LIMITED	CL A	4,000 00	49 8500	199,400 00	80 3000	321,200 00
RF - TROWE PRICE	APW LTD	WT EXP NEW	16 00	0 0000	-	0 0000	-
RF - ARTISAN MID CAP GROWTH	RENAISSANCERE HOLDINGS LTD	SHS	13 500 00	49 7806	672,038 09	52 0800	703,080 00
RF - ARTISAN MID CAP GROWTH	WEATHERFORD INTL LTD	COMMON STOCK	23,900 00	42 8853	1,024 958 10	51 3000	1,226,070 00
RF - ARTISAN MID CAP GROWTH	WILLIS GROUP HOLDINGS LTD	SHS	34,500 00	37 1921	1 283,126 81	41 1700	1 420 365 00
RF - ARTISAN SMALL CAP	ARCH CAP GROUP LTD	SHS	6,500 00	34 6429	225,179 08	38 7000	251 550 00
RF - ARTISAN SMALL CAP	IPC HOLDINGS LTD BERMUDA	SHS	7 900 00	35 1654	277,807 00	43 5100	343 729 00
RF - MARATHON ASSET MGMT LTD	FIRST PACIFIC CO	USD0 01	794,000 00	0 2103	166,963 11	0 2670	211 966 24
RF - MARATHON ASSET MGMT LTD	BIL INTERNATIONAL	USD0 20 SING REG	483 000 00	0 4427	213,822 65	0 6003	289 965 69
RF - APS ASSET MANAGEMENT	KINGBOARD COPPER	USD 10	1 401 000 00	0 2881	403,616 02	0 2665	373 336 80
	BRAZIL						
RF- EMERGING MARKETS MGMT	TIM PARTICIPACOES SA	COM NPV	43,227 416 00	0 0023	101,166 16	0 0015	62,985 73
RF- EMERGING MARKETS MGMT	BRASIL TELECOM PAR	COM NPV	42 051 900 00	0 0060	253 009 79	0 0101	424 318 87
RF- EMERGING MARKETS MGMT	CELULAR CRT PARTIC	COM BRL0 042	49 237 00	0 0803	3 955 07	0 1525	7 506 79
RF- EMERGING MARKETS MGMT	TELE NORTE LESTE P	COM NPV	4 800 00	12 1414	58,278 77	17 5414	84 198 80
RF- EMERGING MARKETS MGMT	GRENDENE SA	NPV COM	22 969 00	11 8412	271 980 83	11 8599	272 410 96
RF- EMERGING MARKETS MGMT	BANCO BRADESCO SA	SPONSORED ADR REPSTG PFD SHS	9,750 00	14 4918	141 294 93	25 0600	244 335 00
RF- EMERGING MARKETS MGMT	BANCO ITAU S A	SPONSORED ADR REPSTG 500 PFD	3,400 00	65 2095	221 712 46	75 1700	255,578 00
RF- EMERGING MARKETS MGMT	BRASIL TELECOM PARTICIPACOES	SPONSORED ADR REPSTG PFD SHS	1,500 00	24 3227	36 484 06	38 1500	57 225 00
RF- EMERGING MARKETS MGMT	BRASKEM S A	SPONSORED ADR REPSTG PFD A	3,500 00	31 3840	109,844 00	50 9600	178 360 00
RF- EMERGING MARKETS MGMT	COMPANHIA ENERGETICA DE MINAS	SPON ADR PAR 01 REP NON VTG	10 400 00	18 3603	190 947 55	24 5400	255,216 00
RF- EMERGING MARKETS MGMT	COMPANHIA BRASILEIRA DE DISTR	SPONSORED ADR REPSTG PFD	6 500 00	19 9299	129 544 13	25 6000	166 400 00
RF- EMERGING MARKETS MGMT	COMPANHIA VALE DO RIO DOCE	SPONS ADR REPSTG 250 PFD SHS	69 200 00	16 4692	1 139 666 46	24 3800	1 687 096 00
RF- EMERGING MARKETS MGMT	COMPANHIA DE BEBIDAS DAS AMERS	SPONSORED ADR REPSTG PFD SHD	19 500 00	22 6115	440,924 23	28 3300	552,435 00
RF- EMERGING MARKETS MGMT	PETROLEO BRASILEIRO SA PETRO	SPONSORED ADR	11,900 00	18 1117	215,528 86	36 2100	430 899 00
RF- EMERGING MARKETS MGMT	PETROLEO BRASILEIRO SA	SPONSORED ADR	22,500 00	12 3985	278,967 33	39 7800	895 050 00
RF- EMERGING MARKETS MGMT	TELE CENTRO OESTE CELULAR PART	SPONSORED ADR REPSTG PFD	11 224 00	8 9883	100,884 17	9 8700	110 780 88
RF- EMERGING MARKETS MGMT	UNIBANCO UNIAO DE BANCOS BRAS	GLOBAL DEPOSITORY RCPT REPSTG	6 400 00	24 7328	158 289 69	31 7200	203 008 00
RF - CAPITAL GUARDIAN II	COMPANHIA VALE DO RIO DOCE	SPONS ADR REPSTG 250 PFD SHS	14,000 00	9 3118	130 364 67	24 3800	341 320 00
RF - ARTISAN PARTNERS	COMPANHIA DE BEBIDAS DAS AMERS	SPONSORED ADR REPSTG PFD SHD	13 600 00	21 6279	294,139 85	28 3300	385 288 00
RF - ARTISAN PARTNERS	TELESP CELULAR PARTICIPACOES	SPONSORED ADR REPSTG PFD	119 659 00	4 0499	484,603 20	6 8000	813 681 20
RF - BAILLIE GIFFORD	BANCO ITAU S A	SPONSORED ADR REPSTG 500 PFD	19 900 00	47 8575	952,365 23	75 1700	1,495 883 00
RF - BAILLIE GIFFORD	BRASKEM S A	SPONSORED ADR REPSTG PFD A	5,700 00	31 3840	178 888 80	50 9600	290 472 00
RF - BAILLIE GIFFORD	COMPANHIA SIDERURGICA NATL	SPONSORED ADR REPSTG ORD SHS	28 000 00	12 3402	345 526 87	19 1200	535 360 00
RF - BAILLIE GIFFORD	PETROLEO BRASILEIRO SA	SPONSORED ADR	52 500 00	30 6897	1 611 207 61	39 7800	2 088 450 00
RF - BAILLIE GIFFORD	TELE NORTE LESTE PARTICIPACOES	SPONSORED ADR REPSTG PFD	72 500 00	15 4951	1,123,392 21	16 8700	1,223,075 00
RF - BAILLIE GIFFORD	UNIBANCO UNIAO DE BANCOS BRAS	GLOBAL DEPOSITORY RCPT REPSTG	15,900 00	22 5615	358,727 29	31 7200	504 348 00
	CANADA						
RF- MERCATOR ASSET MANAGEMENT	ABITIBI CONSOLIDATED INC	COM	230 600 00	7 0562	1 627 163 01	6 8940	1 589 747 53
RF- MERCATOR ASSET MANAGEMENT	BANK N S HALIFAX	COM	39,000 00	4 3316	168 932 17	33 9690	1 324 792 39
RF- ACADIAN ASSET MANAGEMENT	CANADIAN NATURAL RES LTD	COM	43 200 00	16 5958	716,938 33	42 7743	1,847 848 77
RF- ACADIAN ASSET MANAGEMENT	METRO INC	CL A SUB VTG	6,600 00	12 6885	83,744 31	20 1310	132 864 83
RF- ACADIAN ASSET MANAGEMENT	PENN WEST PETE LTD	COM NEW	5,200 00	60 1541	312,801 52	66 1436	343,946 92
RF- ACADIAN ASSET MANAGEMENT	TALISMAN ENERGY INC	COM	17 100 00	26 4677	452,597 15	27 0000	461,699 29
RF - CAPITAL GUARDIAN II	ABITIBI CONSOLIDATED INC	COM	33,900 00	6 3864	216 498 05	6 8940	233 705 30
RF - CAPITAL GUARDIAN II	ALCAN INC	COM	20,900 00	40 1478	839 089 95	49 0757	1 025,681 26
RF - CAPITAL GUARDIAN II	CAMECO CORP	COM	20,400 00	25 6472	523,202 76	35 0123	714,251 14
RF - CAPITAL GUARDIAN II	GREAT WEST LIFECO INC	COM	17,600 00	16 3534	287,819 27	22 2844	392,204 65
RF - CAPITAL GUARDIAN II	IGM FINL INC	COM	15,300 00	19 9731	305,588 99	30 5605	467,881 32
RF - CAPITAL GUARDIAN II	MANULIFE FINL CORP	COM	7,800 00	33 0005	257,403 53	46 2380	360 656 01
RF - CAPITAL GUARDIAN II	POTASH CORP SASK INC	COM	2 800 00	76 8621	215,214 01	83 2533	233 109 38
RF - CAPITAL GUARDIAN II	TELUS CORP	COM	6,400 00	26 1111	167,111 11	30 2299	193,471 60
RF - CAPITAL GUARDIAN II	TELUS CORP	NON VTG SHS	1,700 00	24 9441	42,404 92	28 9947	49,290 99
RF - CAPITAL GUARDIAN II	THOMSON CORP	COM	13,700 00	29 6887	406,734 77	35 2794	483 327 63
RF - ARTISAN PARTNERS	CORUS ENTERTAINMENT INC	COM CL B NON VTG	28,000 00	17 8145	498,804 72	20 8655	584,234 03

Fund Name	Security Name	Security Description	Shares	Base Unit Cost	Base Total Cost	Base Price Amount	Base Market Value
RF - ARTISAN PARTNERS	ENCANA CORP	COM	30,900 00	30 9865	957,483 85	57 0880	1 764 019 53
RF - MARATHON ASSET MGMT LTD	ABITIBI CONSOLIDATED INC	COM	54,600 00	6 7155	366,668 65	6 8940	376,410 30
RF - MARATHON ASSET MGMT LTD	ACE AVIATION HLDGS INC	SHS CL A VAR VTG	8,100 00	26 7929	217,022 60	29 6707	240,333 01
RF - MARATHON ASSET MGMT LTD	AGRIUM INC	COM	20,500 00	13 9296	285,557 19	16 9011	346,471 64
RF - MARATHON ASSET MGMT LTD	ALCAN INC	COM	18,700 00	41 3636	773,499 99	49 0757	917 714 81
RF - MARATHON ASSET MGMT LTD	BCE INC	COM	18,000 00	18 8783	339,809 38	24 1372	434 469 81
RF - MARATHON ASSET MGMT LTD	BOMBARDIER INC	CLASS B	251,200 00	2 6507	665,857 53	1 9864	498,982 60
RF - MARATHON ASSET MGMT LTD	FAIRMONT HOTELS RESORTS INC	COM	9,000 00	26 2463	236,217 01	34 6618	311 955 93
RF - MARATHON ASSET MGMT LTD	IMPERIAL OIL LTD	COM NEW	18,600 00	45 2346	841,363 64	59 3832	1,104,527 81
RF - MARATHON ASSET MGMT LTD	INCO LTD	COM	19,800 00	35 1100	695,177 43	36 7233	727 120 98
RF - MARATHON ASSET MGMT LTD	NORTEL NETWORKS CORP	COM	290,500 00	4 4795	1,301,286 62	3 4720	1 008 621 63
RF - MARATHON ASSET MGMT LTD	ROGERS COMMUNICATIONS INC	CL B	43 400 00	18 3578	796 727 26	26 2405	1,138 835 71
RF - CAPITAL GUARDIAN II	INCO LTD	COM	12,300 00	32 6169	401 187 99	36 7800	452,394 00
RF - CAPITAL GUARDIAN II	THOMSON CORP	COM	8,000 00	29 4803	235,842 37	35 2900	282 320 00
RF - ARTISAN PARTNERS	NORTEL NETWORKS CORP	COM	170,500 00	3 7698	642,751 56	3 4900	595 045 00
RF - ARTISAN MID CAP GROWTH	ATI TECHNOLOGIES INC		23,800 00	18 4588	439,319 41	19 3900	461 482 00
RF - ARTISAN MID CAP GROWTH	COGNOS INC	COM	11,000 00	27 2139	299 353 38	44 0600	484 660 00
RF - ARTISAN MID CAP GROWTH	COTT CORP QUE	COM	18,900 00	27 1606	513,334 65	24 7300	467 397 00
RF - ARTISAN SMALL CAP	HUB INTL LTD	COM	12 300 00	16 1314	198,416 61	18 4100	226 443 00
RF - MARATHON ASSET MGMT LTD	INCO LTD	COM	5 900 00	35 0400	206,736 00	36 7800	217 002 00
	CAYMAN ISLANDS						
RF - CAPITAL GUARDIAN II	SEAGATE TECHNOLOGY	SHS	31,500 00	16 5540	521,451 36	17 2700	544 005 00
RF - ARTISAN MID CAP GROWTH	NOBLE CORPORATION	SHS	13,800 00	45 1300	622,793 81	49 7400	686 412 00
RF - ARTISAN MID CAP GROWTH	SEAGATE TECHNOLOGY	SHS	49 500 00	13 5528	670 865 78	17 2700	854,865 00
RF - ARTISAN SMALL CAP	SCOTTISH RE GROUP LTD	SHS	2,000 00	21 3300	42,660 00	25 9000	51 800 00
RF- EMERGING MARKETS MGMT	VEDAN INTL	USD0 01	428,000 00	0 2209	94,557 65	0 2084	89 204 52
RF- EMERGING MARKETS MGMT	CHINA MENGNIU DAIRY	HKD0 1	19,000 00	0 5086	9 663 91	0 7848	14 911 16
RF- EMERGING MARKETS MGMT	SINOPEC S/PETROCHE	ORD H CNY1	296 000 00	0 2799	82 859 70	0 3731	110 437 81
RF- EMERGING MARKETS MGMT	BATAVIA INVESTMENT FUND	RED SHS US 0 01	16,960 00	3 1355	53,177 23	0 0240	407 04
RF- EMERGING MARKETS MGMT	SIAM INVESTMENT FD	SIAM INVESTMENT NAV	18 200 00	4 3997	80 075 00	7 1300	129 766 00
RF - CAPITAL GUARDIAN II	XL CAPITAL LTD	SHS A	4 400 00	93 9672	413 455 68	77 6500	341 660 00
	CHINA						
RF- ACADIAN ASSET MANAGEMENT	PETROCHINA CO	H CNY1	431,000 00	0 5433	234 148 19	0 5339	230,119 52
RF- ACADIAN ASSET MANAGEMENT	CHINA TELECOM CORP	H CNY1	654,647 00	0 3553	232 617 60	0 3667	240 038 08
RF - BAILLIE GIFFORD	PETROCHINA CO	H CNY1	1 656,000 00	0 4537	751,282 86	0 5339	884 171 52
RF - BAILLIE GIFFORD	ZHEJIANG EXPRESSWA	H CNY1	844,000 00	0 6814	575,137 11	0 6883	580 930 69
RF - APS ASSET MANAGEMENT	JIANGSU EXPRESSWAY	H CNY1	864 000 00	0 4685	404,823 30	0 4406	380 717 13
	CHILE						
RF- EMERGING MARKETS MGMT	EMPRESAS CMPC	NPV	5,944 00	18 8722	112 176 09	23 7517	141 180 03
RF- EMERGING MARKETS MGMT	COMPANIA GENERAL DE ELECTRIC	NPV	20 237 00	4 1381	83 742 38	4 9303	99 773 96
RF- EMERGING MARKETS MGMT	EMP NAC ELECTRICID	NPV	384,810 00	0 4425	170,262 98	0 6028	231 959 24
RF- EMERGING MARKETS MGMT	COLBUN SA	NPV	1,258,188 00	0 0978	123 056 88	0 1341	168 663 98
RF- EMERGING MARKETS MGMT	COMERCIAL SIGLOXXI	COM NPV	92 027 00	1 0731	98 758 13	2 1592	198 708 77
RF- EMERGING MARKETS MGMT	MASISA SA	NPV	56,707 00	0 4442	25,192 05	0 6586	37,345 50
RF- EMERGING MARKETS MGMT	QUIMICA Y MINERA	NPV SER B	43,265 00	3 8598	166,996 18	6 1898	267 803 15
RF- EMERGING MARKETS MGMT	CORPBANCA	COM NPV	18 187 680 00	0 0044	80 041 84	0 0057	104 397 12
RF- EMERGING MARKETS MGMT	CORPBANCA	SPONSORED ADR REPSTG COM REG S	4,200 00	21 8601	91,812 42	28 7500	120 750 00
RF- EMERGING MARKETS MGMT	CRISTALERIAS DE CHILE S A	SPONSORED ADR	2 500 00	12 9589	32 397 13	30 3000	75,750 00
RF- EMERGING MARKETS MGMT	ENERSIS S A	SPONSORED ADR	12 500 00	6 1614	77 017 86	8 5100	106 375 00
RF- EMERGING MARKETS MGMT	VINA CONCHA Y TORO S A	SPONSORED ADR	600 00	44 0400	26 424 00	71 8000	43 080 00
RF - BAILLIE GIFFORD	BANCO SANTANDER CHILE NEW	SPONSORED ADR REPSTG COM	14,600 00	29 1383	425,419 56	33 8600	494 356 00
	COLUMBIA						
RF- EMERGING MARKETS MGMT	BANCOLOMBIA S A	SPONSORED ADR REPSTG 4 PREF	18,800 00	2 0200	37,976 00	14 1200	265,456 00
RF- EMERGING MARKETS MGMT	BAVARIA	COP 2 50	14,869 00	7 5567	112,360 15	11 5622	171 917 87
RF- EMERGING MARKETS MGMT	BANCOLOMBIA SA	COP500	27,000 00	0 6148	16,598 85	3 4006	91,817 22
RF- EMERGING MARKETS MGMT	CEMENTOS ARGOS	COP250	17,158 00	2 9781	51 099 00	9 2582	158,852 81
RF- EMERGING MARKETS MGMT	INTERCONEXION ELEC	COM COP32 8	237 683 00	0 6577	156,314 74	0 8884	211 161 52
RF- EMERGING MARKETS MGMT	SURAMERICANA INVER	COP187 50	143,439 00	1 8780	269,385 39	3 4006	487 784 06
RF- EMERGING MARKETS MGMT	INV NACIONAL CHOCO	COM COP5	39,662 00	0 8583	34,042 21	3 7194	147,520 72
RF- ACADIAN ASSET MANAGEMENT	ADMINVER S A		17,900 00	0 0000	-	0 0000	-
	CZECH REPUBLIC						
RF- EMERGING MARKETS MGMT	KOMERCNI BANKA	ORD CZK500	2 210 00	21 9250	48,454 25	146 5274	323 825 47
RF- EMERGING MARKETS MGMT	CESKY TELECOM	CZK100	15,628 00	11 2500	175 814 93	16 5336	258,386 93
RF - ARTISAN PARTNERS	CESKY TELECOM	CZK100	59,980 00	10 7305	643,618 01	16 5336	991,684 66
	DENMARK						

THE ROCKEFELLER FOUNDATION
990 HOLDINGS
AS OF DECEMBER 31, 2004
Investments - corporate stock

Fund Name	Security Name	Security Description	Shares	Base Unit Cost	Base Total Cost	Base Price Amount	Base Market Value
RF - CAPITAL GUARDIAN II	NOVO NORDISK AS	DKK2 SER B	4 900 00	31 4300	154 007 10	54 6363	267 717 97
RF - ARTISAN PARTNERS	NOVO NORDISK AS	DKK2 SER B	13 800 00	30 4812	420,641 04	54 6363	753 981 23
RF - MARATHON ASSET MGMT LTD	WILLIAM DEMANT HOL	DKK1	6,200 00	37 7682	234,162 65	46 9617	291 162 26
RF - MARATHON ASSET MGMT LTD	VESTAS WIND SYSTEMS	DKK1	10 500 00	14 4384	151,602 90	12 4257	130 469 34
RF - MARATHON ASSET MGMT LTD	COLOPLAST	SER B DKK5	4,400 00	47 5569	209 250 35	54 9104	241 605 83
	EGYPT						
RF - BAILLIE GIFFORD	ORASCOM TELECOM S A E	GDR REG S	29,369 00	13 8830	407 729 84	21 1200	620 273 28
	ESTONIA						
RF- EMERGING MARKETS MGMT	HANSABANK	EEK10	12,228 00	0 0000	-	13 0624	159,726 90
	FINLAND						
RF- MERCATOR ASSET MANAGEMENT	STORA ENSO OYJ	NPV SER R	158,700 00	10 7397	1,704 388 38	15 3187	2 431,084 68
RF- ACADIAN ASSET MANAGEMENT	RAUTARUUKKI OY	K FIM10	17,400 00	10 4460	181,760 79	11 8798	206 709 26
RF- ACADIAN ASSET MANAGEMENT	ELISA CORPORATION	SER A EUR0 5	19,300 00	15 4198	297,602 91	16 1207	311,129 54
RF- ACADIAN ASSET MANAGEMENT	NOKIA OYJ	EUR0 06	32 650 00	14 3439	468 327 89	15 7945	515,689 82
RF - MARATHON ASSET MGMT LTD	M REAL OYJ	B ORD EUR1 70	33 730 00	6 3089	212,797 79	6 3885	215 483 21
RF - MARATHON ASSET MGMT LTD	SAMPO OYJ	SER A NPV	31,000 00	9 7368	301,840 18	13 8100	428,109 28
RF - MARATHON ASSET MGMT LTD	TIETOENATOR OYJ	ORD NPV	9,400 00	28 4949	267,852 38	31 8064	298 980 56
RF - MARATHON ASSET MGMT LTD	METSO OYJ	FIM50	20,100 00	11 7011	235,192 33	15 8489	318,561 91
	FRANCE						
RF- MERCATOR ASSET MANAGEMENT	CARREFOUR	EUR2 50	41,170 00	44 7733	1 843,318 17	47 6281	1 960 849 26
RF- MERCATOR ASSET MANAGEMENT	ACCOR	EUR3	39,800 00	30 6425	1 219,571 25	43 7814	1,742 501 02
RF- MERCATOR ASSET MANAGEMENT	AXA	EUR2 29	107,900 00	21 0118	2,267,171 35	24 7112	2,666,334 10
RF- ACADIAN ASSET MANAGEMENT	BOUYGUES	EUR1	13,750 00	32 1026	441,411 42	46 2145	635,449 23
RF- ACADIAN ASSET MANAGEMENT	BONGRAIN SA	EUR1	7,825 00	39 5271	309,299 87	72 5160	567,437 47
RF- ACADIAN ASSET MANAGEMENT	TOTAL SA	EUR10	4,550 00	181 6516	826,514 93	218 4314	993,862 99
RF- ACADIAN ASSET MANAGEMENT	FRANCE TELECOM	EUR4	18,350 00	25 8373	474,114 16	33 1113	607 592 77
RF- ACADIAN ASSET MANAGEMENT	SOC GENERALE	EUR1 25	400 00	93 0206	37,208 23	101 1961	40 478 46
RF- ACADIAN ASSET MANAGEMENT	AXA	EUR2 29	8,800 00	20 8632	183,596 10	24 7112	217,458 20
RF- ACADIAN ASSET MANAGEMENT	BNP PARIBAS	EUR2	11,250 00	44 2238	497,518 17	72 4480	815 040 10
RF - CAPITAL GUARDIAN II	BOUYGUES	EUR1	21 000 00	30 1858	633,902 58	46 2145	970 504 28
RF - CAPITAL GUARDIAN II	AIR LIQUIDE(L)	EUR11	3 640 00	128 5423	467,894 12	184 8580	672 882 97
RF - CAPITAL GUARDIAN II	LOREAL	EUR0 2	4,000 00	64 0238	256 095 03	75 9141	303 656 38
RF - CAPITAL GUARDIAN II	RENAULT (REGIE NATIONALE)	EUR3 81	3,700 00	46 3600	171,532 14	83 6618	309 548 73
RF - CAPITAL GUARDIAN II	SCHNEIDER ELECTRIC	EUR8	6,800 00	53 4830	363,684 12	69 5936	473 236 37
RF - CAPITAL GUARDIAN II	VIVENDI UNIVERSAL	EUR5 5	18,000 00	12 3220	221,796 19	31 9288	574,717 96
RF - CAPITAL GUARDIAN II	SANOFI AVENTIS	EUR2	38,100 00	61 6960	2 350,616 96	79 9239	3,045,099 90
RF - CAPITAL GUARDIAN II	ESSILOR INTL	EUR0 35	4 900 00	37 8376	185 404 22	78 3607	383 967 65
RF - CAPITAL GUARDIAN II	BNP PARIBAS	EUR2	14 300 00	39 7276	568,104 47	72 4480	1 036 006 52
RF - CAPITAL GUARDIAN II	GROUPE DANONE	EUR0 50	2,600 00	60 0043	156,011 11	92 3610	240,138 64
RF - ARTISAN PARTNERS	LVMH MOET HENNESSY	EUR0 30	4,600 00	68 6213	315 657 84	76 5937	352,331 11
RF - ARTISAN PARTNERS	VIVENDI UNIVERSAL	EUR5 5	9,900 00	29 7480	294,505 65	31 9288	316,094 88
RF - ARTISAN PARTNERS	FRANCE TELECOM	EUR4	40,100 00	30 8279	1,236 199 13	33 1113	1 327,764 03
RF - ARTISAN PARTNERS	CARREFOUR	EUR2 50	11 500 00	47 8203	549,933 23	47 6281	547 723 26
RF - ARTISAN PARTNERS	SANOFI AVENTIS	EUR2	600 00	75 9040	45,542 40	79 9239	47 954 33
RF - ARTISAN PARTNERS	METROPOLE TV (M6)	EUR0 4	12,800 00	29 7568	380,886 52	28 4083	363,626 48
RF - ARTISAN PARTNERS	SUEZ	EUR 2	26,200 00	22 4344	587,780 30	26 6685	698 714 15
RF - ARTISAN PARTNERS	JC DECAUX SA	NPV	63,800 00	10 6384	678 730 15	29 1967	1 862,748 40
RF - ARTISAN PARTNERS	PAGES JAUNES	EUR0 20	39,248 00	17 8979	702,458 68	24 2626	952,258 80
RF - MARATHON ASSET MGMT LTD	THALES	EUR3	5 800 00	35 6369	206 693 76	48 0087	278 450 46
RF - MARATHON ASSET MGMT LTD	SCOR	NPV	149 700 00	1 4793	221 452 85	1 8894	282 836 75
RF - MARATHON ASSET MGMT LTD	CARREFOUR	EUR2 50	7,800 00	48 7809	380,491 04	47 6281	371 499 25
RF - MARATHON ASSET MGMT LTD	ATOS ORIGIN	EUR1	3,200 00	59 6879	191,641 16	67 9217	217,349 46
RF - MARATHON ASSET MGMT LTD	ALCATEL	EUR2	24,800 00	13 9201	345 217 93	15 5634	385,972 54
RF - MARATHON ASSET MGMT LTD	AXA	EUR2 29	11,400 00	21 2560	242 318 49	24 7112	281 707 22
RF - MARATHON ASSET MGMT LTD	BNP PARIBAS	EUR2	5 800 00	63 0526	365,705 20	72 4480	420 198 45
RF - MARATHON ASSET MGMT LTD	CIE DE ST GOBAIN	EUR4	8,100 00	51 1575	414,375 76	60 2419	487 959 77
RF - MARATHON ASSET MGMT LTD	GROUPE DANONE	EUR0 50	2,500 00	87 9705	219 926 33	92 3610	230 902 54
RF - INSTITUTIONAL CAPITAL	SANOFI AVENTIS	SPONSORED ADR	92 951 00	34 9990	3 253,188 62	40 0500	3 722 687 55
SOUTHEASTERN ASSET MGMT	VIVENDI UNIVERSAL	SPONSORED ADR NEW	218,000 00	13 6987	2 986 305 80	32 0700	6 991 260 00
	GERMANY						
RF - CAPITAL GUARDIAN II	SAP AKTIENGESELLSCHAFT	SPONSERED ADR	7 500 00	22 9427	172 070 50	44 2100	331 575 00
RF- MERCATOR ASSET MANAGEMENT	ADIDAS SALOMON AG	DEM5	14,600 00	68 0608	993 687 63	161 4109	2 356,599 16
RF- MERCATOR ASSET MANAGEMENT	METRO AG	ORD NPV	46 400 00	21 2080	984 053 43	55 0360	2 553 671 33
RF- MERCATOR ASSET MANAGEMENT	SIEMENS AG NPV (REGD)	NPV (REGD)	20 900 00	59 4777	1,243,083 86	84 7900	1 772 110 91
RF- ACADIAN ASSET MANAGEMENT	ADIDAS SALOMON AG	DEM5	1 202 00	119 7827	143,978 77	161 4109	194,015 90
RF- ACADIAN ASSET MANAGEMENT	HANNOVER RUECKVERS	ORD NPV(REGD)	22,519 00	36 7017	826 485 87	39 0784	880,007 14

THE ROCKEFELLER FOUNDATION
990 HOLDINGS
AS OF DECEMBER 31, 2004
Investments - corporate stock

Fund Name	Security Name	Security Description	Shares	Base Unit Cost	Base Total Cost	Base Price Amount	Base Market Value
RF- ACADIAN ASSET MANAGEMENT	CONTINENTAL AG	ORD NPV	12 613 00	60 7703	766 496 09	63 5177	801 149 23
RF- ACADIAN ASSET MANAGEMENT	MERCK KGAA	ORD NPV	2 157 00	55 6055	119,941 14	68 8052	148,412 86
RF- ACADIAN ASSET MANAGEMENT	SCHERING AG	ORD NPV	17,197 00	59 1218	1 016 717 64	74 7723	1,285 859 68
RF- ACADIAN ASSET MANAGEMENT	E ON AG	NPV	3 410 00	41 1194	140,217 17	91 1513	310 825 88
RF- ACADIAN ASSET MANAGEMENT	PUMA AG	NPV	1 246 00	88 4125	110,161 98	274 9762	342 620 36
RF- ACADIAN ASSET MANAGEMENT	ALLIANZ AG	NPV(REGD)(VINKULIERT)	8,245 00	127 5402	1 051,568 55	132 6628	1 093,804 54
RF- ACADIAN ASSET MANAGEMENT	MUENCHENER RUCKVERS AG	NPV(REGD)	1,810 00	101 0709	182 938 27	122 9441	222 528 88
RF- ACADIAN ASSET MANAGEMENT	AMB GENERALI HOLDING AG	NPV	437 00	82 5506	36,074 60	81 7725	35 734 57
RF- ACADIAN ASSET MANAGEMENT	DEUTSCHE TELEKOM	NPV(REGD)	14,567 00	22 1072	322,034 92	22 6315	329 673 17
RF- ACADIAN ASSET MANAGEMENT	DEUTSCHE BOERSE AG	NPV	2,063 00	60 6763	125 175 20	60 1876	124,166 97
RF - CAPITAL GUARDIAN II	BAYER HYPO VEREINS	ORD NPV	16 700 00	19 0914	318,825 99	22 6995	379,081 15
RF - CAPITAL GUARDIAN II	E ON AG	NPV	5 500 00	72 3712	398,041 46	91 1513	501 332 06
RF - CAPITAL GUARDIAN II	VOLKSWAGEN AG	ORD NPV	4 800 00	43 3320	207 993 52	45 3310	217 588 69
RF - CAPITAL GUARDIAN II	DAIMLERCHRYSLER AG	ORD NPV(REGD)	24 000 00	45 4277	1 090 265 09	47 9271	1 150 251 46
RF - CAPITAL GUARDIAN II	SIEMENS AG NPV (REGD)	NPV (REGD)	3 100 00	36 9190	114 448 91	84 7900	262 848 99
RF - CAPITAL GUARDIAN II	BAYERISCHE MOTOREN WERKE AG	EUR1	7,000 00	38 4631	269 241 60	45 1271	315,889 63
RF - CAPITAL GUARDIAN II	INFINEON TECHNOLOGIES AG	ORD NPV	28 000 00	14 3627	402 156 96	10 8468	303 710 75
RF - CAPITAL GUARDIAN II	DEUTSCHE BOERSE AG	NPV	5 710 00	58 2309	332,498 29	60 1876	343 671 06
RF - ARTISAN PARTNERS	BAYER HYPO VEREINS	ORD NPV	29,700 00	20 8197	618 344 10	22 6995	674 174 26
RF - ARTISAN PARTNERS	COMMERZBANK AG	NPV	15 900 00	19 5883	311 454 16	20 6062	327 638 98
RF - ARTISAN PARTNERS	MERCK KGAA	ORD NPV	4 300 00	57 6357	247,833 40	68 8052	295 862 44
RF - ARTISAN PARTNERS	SCHERING AG	ORD NPV	2 200 00	60 3410	132 750 24	74 7723	164 499 12
RF - ARTISAN PARTNERS	ALLIANZ AG	NPV(REGD)(VINKULIERT)	8,855 00	41 8418	370,509 03	132 6628	1 174 728 83
RF - ARTISAN PARTNERS	LINDE AG	NPV	19 800 00	46 8197	927 031 01	62 6070	1 239 619 41
RF - MARATHON ASSET MGMT LTD	DEUTSCHE POST AG	NPV REGD	10 500 00	20 2617	212 748 03	22 9713	241 198 86
RF - MARATHON ASSET MGMT LTD	E ON AG	NPV	4,800 00	71 1403	341,473 59	91 1513	437 526 17
RF - MARATHON ASSET MGMT LTD	BASF AG	NPV	6,700 00	51 7638	346,817 30	72 0402	482 669 57
RF - MARATHON ASSET MGMT LTD	FRESENIUS MEDICAL	DEM5	6,400 00	75 8208	485,252 96	80 4812	515 079 52
RF - MARATHON ASSET MGMT LTD	BAYERISCHE MOTOREN WERKE AG	EUR1	7,400 00	42 7788	316,562 95	45 1271	333,940 46
	GREECE						
RF- ACADIAN ASSET MANAGEMENT	COSMOTE MOBILE TEL	EUR0 47	11,590 00	19 5073	226 090 14	20 0082	231,894 52
RF- ACADIAN ASSET MANAGEMENT	TECHNIKI OLYMPIAKI	EUR1	34,400 00	2 5772	88,656 04	5 4098	186 097 59
	HONG KONG						
RF- EMERGING MARKETS MGMT	UTD PACIFIC IND	HKD0 10	522,000 00	0 1953	101,922 76	0 0328	17,125 32
RF- EMERGING MARKETS MGMT	FOUNTAIN SET HLDGS	HKD0 20	348,000 00	0 6971	242 592 08	0 6497	226,099 04
RF- EMERGING MARKETS MGMT	ASM PACIFIC TECH	HKD0 10	115,500 00	2 2326	257 864 39	3 6024	416,071 64
RF- EMERGING MARKETS MGMT	CHINA MOBILE (HK)	HKD0 10	189,000 00	2 5597	483,781 39	3 3901	640,723 30
RF- EMERGING MARKETS MGMT	JOHNSON ELEC HLDGS	HKD0 0125	232,500 00	1 1324	263,278 98	0 9713	225,838 51
RF- EMERGING MARKETS MGMT	GIORDANO INTL LTD	HKD0 05	500,000 00	0 5154	257,704 08	0 6272	313,597 59
RF- EMERGING MARKETS MGMT	BYD CO	H SHS CNY1	93,000 00	1 6622	154,584 86	2 6503	246,478 06
RF- MERCATOR ASSET MANAGEMENT	SWIRE PACIFIC	A HKD0 60	237 700 00	5 0863	1 209,015 45	8 3626	1,987,790 60
RF- ACADIAN ASSET MANAGEMENT	CHINA PETROLIUM + CHEMICAL	H SHS	935,315 00	0 1530	143 135 33	0 4117	385,066 71
RF- ACADIAN ASSET MANAGEMENT	CHINA MOBILE (HK)	HKD0 10	164 800 00	2 6893	443,193 48	3 3901	558 683 60
RF - CAPITAL GUARDIAN II	HANG LUNG PROP	HKD1	143,000 00	1 0868	155 411 96	1 5439	220 772 70
RF - CAPITAL GUARDIAN II	SUN HUNG KAI PROPS	HKD0 50	69,000 00	8 3664	577,278 49	10 0030	690 204 18
RF - CAPITAL GUARDIAN II	SWIRE PACIFIC	A HKD0 60	1,000 00	5 9878	5,987 83	8 3626	8,362 60
RF - ARTISAN PARTNERS	HANG LUNG PROP	HKD1	212,000 00	1 5496	328,510 51	1 5439	327,299 39
RF - ARTISAN PARTNERS	CHEUNG KONG(HLDGS)	HKD0 50	66,200 00	9 3331	617 850 09	9 9708	660 066 64
RF - ARTISAN PARTNERS	CITIC PACIFIC LTD	HKD0 40	166,200 00	2 4782	411,881 46	2 8433	472,553 94
RF - ARTISAN PARTNERS	HANG LUNG GROUP LTD	HKD1	14,400 00	1 7757	25,570 44	1 9684	28,345 36
RF - ARTISAN PARTNERS	HONGKONG+CHINA GAS	HKD0 25	226 100 00	1 4681	331,932 54	2 0649	466,878 30
RF - ARTISAN PARTNERS	HUTCHISON WHAMPOA	HKD0 25	20 900 00	9 1522	191,281 63	9 3597	195 617 35
RF - ARTISAN PARTNERS	SUN HUNG KAI PROPS	HKD0 50	68 000 00	9 7355	662 017 19	10 0030	680 201 22
RF - ARTISAN PARTNERS	CHINA MOBILE (HK)	HKD0 10	511,200 00	3 2072	1 639 538 64	3 3901	1 733 003 98
RF - ARTISAN PARTNERS	HENDERSON LAND DEV	HKD2	27 900 00	5 1051	142,432 05	5 1977	145 015 25
RF - BAILLIE GIFFORD	CITIC PACIFIC LTD	HKD0 40	130 000 00	2 6620	346,056 10	2 8433	369,627 03
RF - BAILLIE GIFFORD	TOM GROUP LIMITED	HKD0 10	1 330,000 00	0 2646	351 859 34	0 1840	244 689 75
RF - BAILLIE GIFFORD	CNOOC LTD	HKD0 02	2,675 000 00	0 4301	1 150,430 79	0 5371	1 436,839 84
RF - MARATHON ASSET MGMT LTD	ASIA SATELLITE TEL	HKD0 10	44,000 00	1 6669	73,341 80	1 9041	83,780 41
RF - MARATHON ASSET MGMT LTD	HONG KONG EXCHANGE	HKD1	160 000 00	1 9489	311 830 88	2 6760	428 165 25
RF - MARATHON ASSET MGMT LTD	HONGKONG+SHANG HOT	HKD0 50	336 000 00	0 5674	190 637 33	0 8942	300 436 14
RF - MARATHON ASSET MGMT LTD	HYSAN DEVELOPMENT	HKD5	248,777 00	1 4385	357 872 58	2 1035	523 306 44
RF - MARATHON ASSET MGMT LTD	NEW WORLD DEVEL CO	HKD1	996 000 00	0 6796	676 847 74	1 1193	1 114 824 96
RF - MARATHON ASSET MGMT LTD	TELEVISION BROADCT	HKD0 05	146 000 00	4 1030	599,043 55	4 6445	678 091 27
RF - MARATHON ASSET MGMT LTD	WHEELOCK + CO	HKD0 50	247,000 00	1 1795	291,366 88	1 6468	406,756 98
RF - MARATHON ASSET MGMT LTD	I CABLE COMMUNICATION	HKD1	555,000 00	0 3827	212 394 32	0 3731	207 070 90
RF - MARATHON ASSET MGMT LTD	NEXT MEDIA	HKD1	403,000 00	0 3583	144,408 35	0 4985	200,911 52
RF - MARATHON ASSET MGMT LTD	HENDERSON LAND DEV	HKD2	166,000 00	3 9876	661 948 24	5 1977	862,814 72
RF - MARATHON ASSET MGMT LTD	HONG KONG AIRCRAFT	HKD1	72,000 00	4 6517	334,921 54	5 3907	388 127 68

THE ROCKEFELLER FOUNDATION
990 HOLDINGS
AS OF DECEMBER 31, 2004
Investments - corporate stock

Fund Name	Security Name	Security Description	Shares	Base Unit Cost	Base Total Cost	Base Price Amount	Base Market Value
RF - MARATHON ASSET MGMT LTD	SMARTONE TELECOM	HKD0 10	233 000 00	1 0642	247,964 43	1 1193	260 797 41
RF - APS ASSET MANAGEMENT	TEXWINCA HLDGS	HKD0 05	1,278 000 00	0 9637	1 231,559 16	0 9456	1,208,498 98
RF - APS ASSET MANAGEMENT	IDT INTERNATIONAL	HK0 10	1,786,000 00	0 2265	404 467 13	0 1943	346,965 66
RF - APS ASSET MANAGEMENT	KINGBOARD CHEMICAL	HKD0 10	362 500 00	2 1862	792,486 33	2 1164	767 188 36
RF - APS ASSET MANAGEMENT	KINGMAKER FOOTWEAR	HKD0 10	1 544,000 00	0 2682	414,152 35	0 3023	466,813 33
RF - APS ASSET MANAGEMENT	VARITRONIX INTL	HKD0 25	423,000 00	0 9520	402,681 02	0 9456	399 996 14
	HUNGARY						
RF- EMERGING MARKETS MGMT	MOL HUNGARIAN OIL	HUF1000(REGD)	3,151 00	13 7756	43,406 80	70 3280	221 603 47
RF- EMERGING MARKETS MGMT	OTP BANK	HUF100	17,617 00	4 6379	81,705 83	30 8204	542 962 40
	INDIA						
RF - BAILLIE GIFFORD	HDFC BANK LTD	ADR REPS 3 SHS	18 500 00	29 3767	543 468 49	45 3600	839 160 00
RF - BAILLIE GIFFORD	HINDALCO INDS LTD	GLOBAL DEP RCPT 144A	22 200 00	29 8852	663 450 44	32 9300	731 046 00
RF - BAILLIE GIFFORD	RELIANCE INDS LTD	GLOBAL DEPOSITARY RCPTS 144A	35 300 00	26 0731	920 380 44	25 6200	904 386 00
	INDONESIA						
RF- EMERGING MARKETS MGMT	PERUSAHAAN TELEKOMUNIKIASI IND	SPONSORED ADR	40 676 00	5 9809	243 278 90	21 0200	855 009 52
RF- EMERGING MARKETS MGMT	CIPUTRA DEVELOPMNT	IDR500(DEMAT)	2 032 500 00	0 0586	119 018 91	0 0506	102 911 39
RF- EMERGING MARKETS MGMT	BK DANAMON	IDR50000	751,500 00	0 3552	266,927 69	0 4713	354 194 72
RF- EMERGING MARKETS MGMT	BK RAKYAT	IDR500	4,311,000 00	0 1291	556,587 04	0 3097	1 335 214 11
RF- EMERGING MARKETS MGMT	LIPPO BANK	CERT/ENTLMT(AMKT) CONV 16FEB08	4,184,000 00	0 0000	-	0 0000	-
RF- EMERGING MARKETS MGMT	INDOSAT	IDR100	242,500 00	0 4519	109,582 70	0 6194	150 215 46
RF- EMERGING MARKETS MGMT	BK CENTRAL ASIA	IDR125	616 000 00	0 1311	80 771 31	0 3205	197,425 26
RF- EMERGING MARKETS MGMT	TELEKOMUNIKASI IND	SER B IDR250	202,040 00	0 4277	86,410 20	0 5198	105 019 45
RF- EMERGING MARKETS MGMT	RAMAYANA LESTARI	IDR50 00	1,742 500 00	0 0802	139,781 62	0 0835	145 482 09
RF - BAILLIE GIFFORD	BUMI RESOURCES TBK	IDR500	8,491 000 00	0 0496	420,846 37	0 0862	731,785 62
RF - BAILLIE GIFFORD	BK RAKYAT	IDR500	539,500 00	0 2438	131,551 52	0 3097	167,095 34
RF - BAILLIE GIFFORD	INDOSAT	IDR100	890,000 00	0 4880	434,300 38	0 6194	551,306 22
RF - BAILLIE GIFFORD	TELEKOMUNIKASI IND	SER B IDR250	1 725,000 00	0 4240	731,380 99	0 5198	896 646 92
RF - MARATHON ASSET MGMT LTD	MATAHARI PUTRA(DEMAT)	IDR 500	1,594,000 00	0 0560	89,217 53	0 0619	98 739 56
RF - MARATHON ASSET MGMT LTD	ASTRA INTL	IDR 500 DEMAT	447,000 00	0 6004	268,398 33	1 0342	462,289 25
RF - MARATHON ASSET MGMT LTD	BK PAN INDONESIA	IDR100	6,587,000 00	0 0337	222,006 02	0 0452	298,038 24
RF - MARATHON ASSET MGMT LTD	SEMEN GRESIK(PERS)	IDR1000	142,000 00	0 8559	121,530 96	1 9930	283 005 66
RF - APS ASSET MANAGEMENT	TAMBANG BATUBARA B	IDR500 SER B	1,440 000 00	0 1468	211,326 05	0 1643	236 574 20
	IRELAND						
RF- EMERGING MARKETS MGMT	DRAGON OIL	ORD EUR0 10	223,577 00	0 4938	110,404 11	1 3151	294,033 41
RF- EMERGING MARKETS MGMT	CELTIC RES HLDGS	ORD EUR0 25	3,500 00	7 5038	26,263 46	7 7468	27 113 81
RF- EMERGING MARKETS MGMT	EMM UMBRELLA FUNDS	EMERGING MKTS GLBL SMALL CAP	292,728 84	9 9731	2,919,427 52	11 0100	3 222,944 53
RF - CAPITAL GUARDIAN II	CRH	ORD EURO 32	15 000 00	17 3456	260,183 90	26 7500	401,250 51
RF - CAPITAL GUARDIAN II	RYANAIR HOLDGS PLC	SPONSORED ADR	8,000 00	31 2160	249,727 79	40 7500	326 000 00
RF - BAILLIE GIFFORD	CELTIC RES HLDGS	ORD EUR0 25	10 000 00	5 4417	54,416 58	7 7468	77 468 03
RF - MARATHON ASSET MGMT LTD	INDEPENDENT NEWS + M	ORD EUR0 30	114,100 00	2 3160	264 252 29	3 1263	356,707 90
RF - MARATHON ASSET MGMT LTD	EIRCOMGROUPPLC	ORD EUR0 10	75,500 00	1 8431	139,152 31	2 3515	177 538 40
RF - MARATHON ASSET MGMT LTD	FYFFES	ORD EUR0 06(DUBLIN LISTING)	58,400 00	2 0492	119,673 86	2 6234	153,203 75
	ISRAEL						
RF- EMERGING MARKETS MGMT	BK HAPOALIM BM	ILS1	208,592 00	2 4204	504,886 09	3 3727	703,515 15
RF- EMERGING MARKETS MGMT	MAKHTESHIM AGAM IN	ILS1	124,624 00	2 9488	367,487 46	5 3750	669,854 00
RF- EMERGING MARKETS MGMT	CHECK POINT SOFTWARE	COMMON STOCK	8,100 00	26 2040	212,252 15	24 6300	199 503 00
RF- EMERGING MARKETS MGMT	ORBOTECH LTD	COM	5 300 00	22 6562	120 078 09	21 1700	112 201 00
RF- EMERGING MARKETS MGMT	TEVA PHARMACEUTICAL INDS LTD	ADR	21 700 00	22 1257	480 127 73	29 8600	647,962 00
RF - CAPITAL GUARDIAN II	TEVA PHARMACEUTICAL INDS LTD	ADR	21 800 00	28 3421	617 657 59	29 8600	650 948 00
RF - BAILLIE GIFFORD	BK HAPOALIM BM	ILS1	228,000 00	2 7214	620,469 13	3 3727	768,972 22
RF - BAILLIE GIFFORD	MAKHTESHIM AGAM IN	ILS1	107,197 00	3 9373	422,063 63	5 3750	576 183 88
	ITALY						
RF- MERCATOR ASSET MANAGEMENT	RAS	EUR0 6	110,000 00	18 6580	2 052,380 21	22 6179	2 487 970 64
RF- MERCATOR ASSET MANAGEMENT	SAIPEM	EUR1	162,800 00	6 1932	1 008,254 41	12 0294	1 958 379 77
RF- ACADIAN ASSET MANAGEMENT	BANCA INTESA SPA	EUR0 52	171,800 00	4 5795	786,764 29	4 8117	826,657 61
RF- ACADIAN ASSET MANAGEMENT	MILANO ASSICURAZIO	ITL1000	15 000 00	5 2932	79,398 37	5 6409	84,613 29
RF- ACADIAN ASSET MANAGEMENT	ENI	EUR1	28,100 00	9 5639	268,745 98	25 0374	703,550 36
RF - ARTISAN PARTNERS	ASSIC GENERALI	EUR1 00	39,100 00	29 9562	1,171,289 03	33 9405	1,327,072 18
RF - ARTISAN PARTNERS	BANCA INTESA SPA	EUR0 52	248,500 00	3 8751	962,951 59	4 8117	1 195 718 36
RF - ARTISAN PARTNERS	MEDIOBANCA SPA	EUR0 5	9,400 00	14 4715	136,032 09	16 1887	152 173 44
RF - ARTISAN PARTNERS	SAIPEM	EUR1	91,415 00	8 8355	807,698 90	12 0294	1,099 663 93
RF - ARTISAN PARTNERS	ENEL	EUR1	129,500 00	8 4829	1,098,540 02	9 8274	1,272 645 10
RF - ARTISAN PARTNERS	ENI	EUR1	46,400 00	20 5576	953,871 94	25 0374	1,161,734 40

Fund Name	Security Name	Security Description	Shares	Base Unit Cost	Base Total Cost	Base Price Amount	Base Market Value
RF - ARTISAN PARTNERS	SEAT PAGINE GIALLE	EUR0 03	320,700 00	0 4034	129,371 08	0 4608	147 773 96
RF - MARATHON ASSET MGMT LTD	UNICREDITO ITALIAN	EUR0 50	59,900 00	4 8987	293,432 37	5 7496	344,402 61
RF - MARATHON ASSET MGMT LTD	SAIPEM	EUR1	32,700 00	9 4700	309,669 59	12 0294	393 360 07
RF - MARATHON ASSET MGMT LTD	FIAT SPA	EUR 5	32,000 00	7 3552	235,366 04	8 0196	256 626 34
RF - MARATHON ASSET MGMT LTD	FASTWEB SPA	ITL1000	4,400 00	54 0797	237,950 89	57 6050	253 462 01
RF - MARATHON ASSET MGMT LTD	LUXOTTICA GROUP S P A	SPONSORED ADR	26,000 00	16 7600	435,760 00	20 3900	530 140 00
RF - MARATHON ASSET MGMT LTD	NATUZZI S P A	ADR	5,400 00	10 7500	58,050 00	10 8500	58 590 00
	JAPAN						
RF-SOUND SHORE ASSET MGMT	HONDA MOTOR LTD	ADR AMER SHS	86,000 00	19 8891	1,710,461 45	26 0600	2,241,160 00
RF- MERCATOR ASSET MANAGEMENT	BRIDGESTONE CORP	JPY50	110,100 00	17 0204	1,873,940 71	19 9083	2,191 900 07
RF- MERCATOR ASSET MANAGEMENT	DAIICHI PHARM CO	JPY50	94 700 00	14 3628	1 360,155 92	21 6161	2 047 043 04
RF- MERCATOR ASSET MANAGEMENT	HITACHI	JPY50	329,300 00	6 2083	2 044,381 38	6 9289	2 281 672 68
RF- MERCATOR ASSET MANAGEMENT	KYOCERA CORP	JPY50	26,600 00	66 7271	1,774,941 76	76 9981	2 048 150 68
RF- MERCATOR ASSET MANAGEMENT	SUMITOMO TRUST+BKG	JPY50	420,300 00	3 9188	1,647,077 07	7 2314	3 039 351 03
RF- MERCATOR ASSET MANAGEMENT	TAKEDA PHARMACEUTICAL CO LTD	JPY50	55,000 00	40 2981	2 216 394 73	50 3562	2 769 591 10
RF- MERCATOR ASSET MANAGEMENT	SOMPO JAPAN INS	JPY50	120,100 00	4 7949	575 865 73	10 1883	1 223 620 57
RF- ACADIAN ASSET MANAGEMENT	NISSIN KOGYO	JPY50	3 800 00	30 3661	115,391 07	30 9359	117 556 36
RF- ACADIAN ASSET MANAGEMENT	CANON INC	JPY50	28 466 00	50 2779	1 431 211 47	53 9670	1 536 225 04
RF- ACADIAN ASSET MANAGEMENT	POINT INC	JPY50	2 000 00	26 0918	52,183 52	33 0829	66 165 71
RF- ACADIAN ASSET MANAGEMENT	FUJI PHOTO FILM CO	JPY50	11 000 00	33 8743	372 617 13	36 4985	401 483 36
RF- ACADIAN ASSET MANAGEMENT	MITSUI TRUST HLDGS	NPV	11 000 00	6 5575	72 132 46	9 9932	109 924 86
RF- ACADIAN ASSET MANAGEMENT	HONDA MOTOR CO	JPY50	13 500 00	49 2486	664 856 18	51 8200	699 570 61
RF- ACADIAN ASSET MANAGEMENT	EIZO NANAO CORP	NPV	3,000 00	28 1773	84 531 96	24 6414	73 924 08
RF- ACADIAN ASSET MANAGEMENT	ISUZU MOTORS	JPY50	21 000 00	2 8316	59 462 85	2 9570	62 096 22
RF- ACADIAN ASSET MANAGEMENT	KAWASAKI KISEN	JPY50	230 000 00	6 6675	1,533 533 07	6 4312	1 479 164 63
RF- ACADIAN ASSET MANAGEMENT	KOMATSU	JPY50	49,000 00	6 7804	332,240 16	6 9972	342 861 33
RF- ACADIAN ASSET MANAGEMENT	KYOWA HAKKO KOGYO	JPY50	12,000 00	7 0737	84 884 95	7 5144	90 172 73
RF- ACADIAN ASSET MANAGEMENT	KYUSHU ELEC POWER	JPY500	6,200 00	19 0779	118,283 14	20 2010	125 246 41
RF- ACADIAN ASSET MANAGEMENT	MITSUBISHI CORP	JPY50	60 400 00	11 9283	720 471 25	12 9209	780,419 64
RF- ACADIAN ASSET MANAGEMENT	MITSUBISHI CHEMICAL	JPY50	268 000 00	2 8968	776 333 58	3 0448	816 004 68
RF- ACADIAN ASSET MANAGEMENT	MITSUBISHI ELEC CP	JPY50	16,000 00	4 0048	64 077 11	4 8990	78 383 92
RF- ACADIAN ASSET MANAGEMENT	MITSUI OSK LINES	JPY50	278 000 00	5 1213	1 423 734 57	6 0018	1 668 488 34
RF- ACADIAN ASSET MANAGEMENT	SEIKO EPSON CORP	NPV	33,060 00	38 3798	1,268 837 52	44 5008	1 471 197 42
RF- ACADIAN ASSET MANAGEMENT	NIPPON STEEL CORP	JPY50	491,000 00	2 3581	1 157 838 59	2 4495	1,202 703 23
RF- ACADIAN ASSET MANAGEMENT	NIPPON YUSEN KK	JPY50	125,000 00	5 2532	656 652 79	5 3869	673 367 81
RF- ACADIAN ASSET MANAGEMENT	ORIX CORP	JPY50	2 000 00	120 7149	241,429 72	135 8446	271 689 27
RF- ACADIAN ASSET MANAGEMENT	PACIFIC METALS CO	JPY50	33,000 00	4 1939	138,398 69	4 2256	139 445 69
RF- ACADIAN ASSET MANAGEMENT	RIKEN VITAMIN CO	JPY50	3 000 00	15 6828	47,048 43	24 2022	72,606 62
RF- ACADIAN ASSET MANAGEMENT	RYOHIN KEIKAKU CO	JPY50	2,400 00	43 6092	104 662 09	50 2586	120 620 67
RF- ACADIAN ASSET MANAGEMENT	SANTEN PHARM CO	JPY50	10 800 00	18 5055	199 859 67	21 8601	236 088 61
RF- ACADIAN ASSET MANAGEMENT	SUMISHO LEASE CO	JPY50	11,000 00	14 0107	154,117 70	40 7924	448,716 70
RF- ACADIAN ASSET MANAGEMENT	TAKEDA PHARMACEUTICAL CO LTD	JPY50	5,200 00	49 4313	257 042 54	50 3562	261 852 25
RF- ACADIAN ASSET MANAGEMENT	TAKEFUJI CORP	JPY50	2,630 00	70 0014	184 103 74	67 6296	177 865 72
RF- ACADIAN ASSET MANAGEMENT	TOKYO STEEL MFG	JPY50	3 400 00	15 8175	53,779 61	15 5753	52,955 99
RF- ACADIAN ASSET MANAGEMENT	TOYOTA TSUSHO CORP	JPY50	86,028 00	14 7104	1 265,509 35	15 4289	1,327 317 93
RF- ACADIAN ASSET MANAGEMENT	YAMAHA MOTOR CO	JPY50	43,800 00	14 9421	654,462 58	15 0093	657 406 07
RF - CAPITAL GUARDIAN II	CANON INC	JPY50	5,500 00	39 2892	216,090 69	53 9670	296 818 58
RF - CAPITAL GUARDIAN II	ENPLAS CORPORATION	JPY50	10,400 00	26 6035	276,676 06	29 3745	305 494 29
RF - CAPITAL GUARDIAN II	DAIMARU INC	JPY50	35 000 00	7 5413	263 945 58	8 1878	286 571 68
RF - CAPITAL GUARDIAN II	MITSUBISHI TOKYO FINANCIAL GRO	JPY50000	46 00	7,826 0493	359,998 27	10,149 3120	466 868 35
RF - CAPITAL GUARDIAN II	UFJ HLDGS	JPY50000	149 00	5,273 7845	785,793 89	6,060 3103	902 986 24
RF - CAPITAL GUARDIAN II	FANUC	JPY50	6,700 00	57 9167	388,041 89	65 3850	438,079 44
RF - CAPITAL GUARDIAN II	HIROSE ELECTRIC	JPY50	2,500 00	78 2710	195,677 49	116 9123	292 280 67
RF - CAPITAL GUARDIAN II	HONDA MOTOR CO	JPY50	6,900 00	45 4789	313 804 10	51 8200	357 558 31
RF - CAPITAL GUARDIAN II	HOYA CORP	JPY50	2,600 00	68 7361	178,713 86	112 9111	293,568 85
RF - CAPITAL GUARDIAN II	AEON CO LTD	JPY50	52,000 00	12 9734	674,614 45	16 6878	867 766 18
RF - CAPITAL GUARDIAN II	KANSAI ELEC POWER	JPY500	17,500 00	16 5564	289,737 38	20 2986	355 225 92
RF - CAPITAL GUARDIAN II	KONICA MINOLTA HOLDINGS INC	JPY50	19,000 00	13 7155	260,593 65	13 2722	252 171 37
RF - CAPITAL GUARDIAN II	MILLEA HOLDINGS INC	NPV	42 00	12,499 5550	524,981 31	14,833 6098	623 011 61
RF - CAPITAL GUARDIAN II	SUMITOMO MITSUI GR	NPV	111 00	5,744 4451	637,633 41	7,270 4206	807,016 69
RF - CAPITAL GUARDIAN II	MITSUBISHI ESTATE	JPY50	44,000 00	8 1777	359,819 34	11 7107	515 272 76
RF - CAPITAL GUARDIAN II	MITSUBISHI CORP	JPY50	32,000 00	9 5179	304,572 13	12 9209	413 467 36
RF - CAPITAL GUARDIAN II	NINTENDO CO	JPY50	4,000 00	84 0343	336,137 37	125 5977	502,390 94
RF - CAPITAL GUARDIAN II	NIDEC CORPORATION	JPY50	2,200 00	79 6054	175,131 82	121 8893	268 156 53
RF - CAPITAL GUARDIAN II	NIPPON TEL+TEL CP	JPY50000	68 00	4,164 8563	283,210 23	4,489 1188	305,260 08
RF - CAPITAL GUARDIAN II	NISSIN FOOD PRODS	JPY50	16,800 00	23 4997	394,795 33	25 0805	421,352 59
RF - CAPITAL GUARDIAN II	NIKON CORP	JPY50	12,000 00	12 1185	145,421 73	12 3548	148 258 03
RF - CAPITAL GUARDIAN II	NIPPON ELEC GLASS	JPY50	2,000 00	23 8312	47,662 39	25 5685	51,136 92
RF - CAPITAL GUARDIAN II	NISSAN MOTOR CO	JPY50	63,000 00	7 6731	483,408 12	10 8715	684,902 90

THE ROCKEFELLER FOUNDATION
990 HOLDINGS
AS OF DECEMBER 31, 2004
Investments - corporate stock

Fund Name	Security Name	Security Description	Shares	Base Unit Cost	Base Total Cost	Base Price Amount	Base Market Value
RF - CAPITAL GUARDIAN II	OMRON CORP	JPY50	15 000 00	24 3021	364,531 91	23 8606	357,909 63
RF - CAPITAL GUARDIAN II	ORIX CORP	JPY50	4,100 00	83 5524	342 564 89	135 8446	556 963 01
RF - CAPITAL GUARDIAN II	ROHM CO	JPY50	2 000 00	149 1432	298,286 48	103 4449	206,889 82
RF - CAPITAL GUARDIAN II	SMC CORP	NPV	2 500 00	108 0010	270,002 48	114 4725	286,181 32
RF - CAPITAL GUARDIAN II	SOFTBANK CORPORATION	JPY50	5 900 00	44 8695	264 730 07	48 6972	287 313 36
RF - CAPITAL GUARDIAN II	SANKYO CO	JPY50	13,000 00	21 6663	281,661 69	22 5920	293 695 72
RF - CAPITAL GUARDIAN II	SEKISUI HOUSE	JPY50	25 000 00	6 8769	171 923 60	11 6522	291,304 77
RF - CAPITAL GUARDIAN II	SHIMAMURA CO	JPY50	3 300 00	55 8916	184 442 26	72 9970	240 890 02
RF - CAPITAL GUARDIAN II	SHIONOGI + CO	JPY50	35,000 00	14 6262	511 915 67	13 8284	483 995 32
RF - CAPITAL GUARDIAN II	SONY CORP	NPV	5,900 00	53 7383	317,055 94	38 6455	228 008 20
RF - CAPITAL GUARDIAN II	SUMITOMO CHEMICAL	JPY50	161,000 00	3 7969	611 302 55	4 8990	788 738 17
RF - CAPITAL GUARDIAN II	SUZUKI MOTOR CORP	JPY50	29,000 00	11 6749	338,572 90	18 2688	529 794 09
RF - CAPITAL GUARDIAN II	TDK CORP	NPV50	4,700 00	73 3150	344,580 61	74 0705	348,131 16
RF - CAPITAL GUARDIAN II	MITSUI SUMITOMO INSURANCE CO	JPY50	50 000 00	7 2192	360,959 38	8 6855	434,273 45
RF - CAPITAL GUARDIAN II	TAKEDA PHARMACEUTICAL CO LTD	JPY50	8,100 00	41 1219	333,087 27	50 3562	407 885 23
RF - CAPITAL GUARDIAN II	ADVANTEST	JPY50	1,600 00	83 0603	132,896 50	85 7812	137,249 93
RF - CAPITAL GUARDIAN II	TOKYO GAS CO	JPY50	89,000 00	3 7481	333,578 88	4 0988	364,789 69
RF - CAPITAL GUARDIAN II	TOKYO ELECTRON	JPY50	4,400 00	71 9626	316,635 37	61 5790	270,947 59
RF - CAPITAL GUARDIAN II	UNI CHARM CORP	JPY50	7,200 00	48 4141	348,581 37	47 9165	344 998 54
RF - CAPITAL GUARDIAN II	YAMATO TRANSPORT	JPY50	30,000 00	15 4459	463,377 59	14 8336	445 008 30
RF - CAPITAL GUARDIAN II	BANK OF YOKOHAMA	JPY50	65,000 00	5 4038	351,247 97	6 3043	409 778 47
RF - ARTISAN PARTNERS	FUJI TELEVISION NETWORK INC	JPY5000	235 00	2,324 6308	546,288 24	2,166 4878	509,124 62
RF - ARTISAN PARTNERS	CANON INC	JPY50	9,400 00	50 2334	472,193 57	53 9670	507,289 94
RF - ARTISAN PARTNERS	EAST JAPAN RAILWAY	JPY50000	153 00	4,734 6506	724,401 54	5 562 6037	851,078 36
RF - ARTISAN PARTNERS	FUJI FIRE + MARINE	JPY50	7,250 00	1 8964	13,748 81	3 2595	23,631 31
RF - ARTISAN PARTNERS	HONDA MOTOR CO	JPY50	38 700 00	41 7562	1 615,966 49	51 8200	2,005,435 74
RF - ARTISAN PARTNERS	AEON CO LTD	JPY50	6,700 00	16 7007	111,894 84	16 6878	111,808 33
RF - ARTISAN PARTNERS	KEYENCE CORP	JPY50	3,100 00	222 3884	689,404 05	224 0656	694,603 30
RF - ARTISAN PARTNERS	JAPAN AIRLINES CORP	NPV	129,000 00	2 7030	348,687 65	2 8984	373,894 80
RF - ARTISAN PARTNERS	MIZUHO FINL GB	NPV	282 00	4,080 7665	1,150,776 15	5,035 6202	1 420,044 89
RF - ARTISAN PARTNERS	CREDIT SAISON CO	JPY50	54,500 00	28 8808	1 574 003 87	36 4009	1 983 848 93
RF - ARTISAN PARTNERS	NIPPON BROADCASTING	JPY50	2,100 00	41 2260	86 574 64	49 2827	103,493 71
RF - ARTISAN PARTNERS	NIKKO CORDIAL CORP	JPY50	277,400 00	4 9965	1 386 040 71	5 2991	1 469 973 65
RF - ARTISAN PARTNERS	NOMURA HOLDINGS	JPY50	50,000 00	16 3933	819,664 61	14 5799	728,993 85
RF - ARTISAN PARTNERS	OLYMPUS CORP	NPV	17,350 00	19 2382	333,782 00	21 3233	369,959 50
RF - ARTISAN PARTNERS	ORIX CORP	JPY50	12,400 00	111 2067	1,378,962 48	135 8446	1,684,473 50
RF - ARTISAN PARTNERS	PROMISE CO	JPY50	20,177 00	50 0580	1,010,020 43	71 4355	1,441 354 93
RF - ARTISAN PARTNERS	SMC CORP	NPV	7,300 00	113 3059	827,132 80	114 4725	835 649 46
RF - ARTISAN PARTNERS	SANKYO CO	NPV	600 00	38 8918	23,335 09	50 5514	30 330 83
RF - ARTISAN PARTNERS	SUMITOMO TRUST+BKG	JPY50	139,600 00	5 9423	829,540 45	7 2314	1 009 501 32
RF - ARTISAN PARTNERS	TOKYO BROADCASTING	JPY50	18 600 00	15 1257	281,337 15	16 3072	303,314 14
RF - ARTISAN PARTNERS	TOKYU CORP	JPY50	130 200 00	4 7923	623 957 25	5 4065	703,921 15
RF - ARTISAN PARTNERS	BANK OF YOKOHAMA	JPY50	138,050 00	4 5383	626 515 82	6 3043	870,306 43
RF - ARTISAN PARTNERS	SEGA SAMMY HOLDINGS INC	ORD SHS	23 656 00	49 1891	1,163,617 38	54 9429	1,299 729 48
RF - MARATHON ASSET MGMT LTD	AISIN SEIKI CO	JPY50	6 000 00	20 5404	123 242 35	25 3245	151 946 91
RF - MARATHON ASSET MGMT LTD	FUKUOKA BANK OF	JPY50	23,000 00	5 5373	127,358 77	6 5873	151,507 76
RF - MARATHON ASSET MGMT LTD	TOPPAN FORMS	JPY50	11,000 00	13 4546	148,001 11	12 1987	134 185 62
RF - MARATHON ASSET MGMT LTD	NTT DOCOMO	NPV	126 00	1 797 9471	226,541 34	1 844 4423	232 399 73
RF - MARATHON ASSET MGMT LTD	CHIBA BANK	JPY50	39 000 00	6 0176	234,686 94	6 6849	260 710 45
RF - MARATHON ASSET MGMT LTD	DAI NIPPON PRINTNG	JPY50	15 000 00	15 5317	232 974 92	16 0437	240,655 80
RF - MARATHON ASSET MGMT LTD	EAST JAPAN RAILWAY	JPY50000	76 00	5,318 8711	404 234 20	5 562 6037	422 757 88
RF - MARATHON ASSET MGMT LTD	FAMILYMART CO	JPY50	11,000 00	33 1771	364 948 08	29 1305	320,435 25
RF - MARATHON ASSET MGMT LTD	FUJI PHOTO FILM CO	JPY50	11 000 00	31 1552	342,707 48	36 4985	401 483 36
RF - MARATHON ASSET MGMT LTD	HITACHI	JPY50	48,000 00	6 5527	314,529 94	6 9289	332 585 15
RF - MARATHON ASSET MGMT LTD	ISETAN CO	JPY50	5 000 00	10 9306	54 653 15	11 6620	58 309 75
RF - MARATHON ASSET MGMT LTD	ITO YOKADO CO	JPY50	7,000 00	42 1836	295,285 36	41 9635	293,744 51
RF - MARATHON ASSET MGMT LTD	KAO CORP	JPY50	12 000 00	23 4014	280 816 61	25 5685	306 821 51
RF - MARATHON ASSET MGMT LTD	ONWARD KASHIYAMA	JPY50	11 000 00	15 6971	172 667 96	14 5506	160,056 60
RF - MARATHON ASSET MGMT LTD	KAWASAKI HEAVY IND	JPY50	116,000 00	1 5621	181,200 45	1 6395	190,182 49
RF - MARATHON ASSET MGMT LTD	KINDEN CORPORATION	JPY50	12,000 00	6 0681	72 816 62	7 4754	89 704 30
RF - MARATHON ASSET MGMT LTD	KIRIN BREWERY CO	JPY50	46,000 00	9 8701	454,026 54	9 8468	452 952 08
RF - MARATHON ASSET MGMT LTD	NIPPON MINING HLDG	NPV	30,000 00	5 0175	150,524 92	4 7038	141 114 47
RF - MARATHON ASSET MGMT LTD	SUMITOMO MITSUI GR	NPV	68 00	6 992 7235	475 505 20	7 270 4206	494 388 60
RF - MARATHON ASSET MGMT LTD	MATSUSHITA ELC IND	JPY50	18,000 00	13 7426	247 367 28	15 8681	285 625 06
RF - MARATHON ASSET MGMT LTD	MATSUSHITA ELC WKS	JPY50	38,000 00	8 5644	325 446 71	8 7147	331,160 34
RF - MARATHON ASSET MGMT LTD	MITSUBISHI CORP	JPY50	30,000 00	9 6774	290,322 57	12 9209	387 625 65
RF - MARATHON ASSET MGMT LTD	MITSUBISHI GAS CHM	JPY50	29 000 00	3 8599	111,938 23	4 7136	136 693 67
RF - MARATHON ASSET MGMT LTD	NGK INSULATORS	JPY50	15,000 00	7 7383	116,073 89	9 5638	143,456 62
RF - MARATHON ASSET MGMT LTD	NINTENDO CO	JPY50	2,000 00	113 0123	226 024 52	125 5977	251 195 47
RF - MARATHON ASSET MGMT LTD	TAIYO NIPPON SANSO	NPV	46,000 00	5 1856	238,536 20	5 8651	269 796 04
RF - MARATHON ASSET MGMT LTD	NIPPON MEAT PACKER	JPY50	12,000 00	11 8923	142 707 47	13 5552	162 662 24

Fund Name	Security Name	Security Description	Shares	Base Unit Cost	Base Total Cost	Base Price Amount	Base Market Value
RF - MARATHON ASSET MGMT LTD	NIPPON TEL+TEL CP	JPY50000	70 00	4,962 7793	347 394 55	4 489 1188	314 238 31
RF - MARATHON ASSET MGMT LTD	NIPPON OIL CORP	JPY50	71,000 00	6 1971	439,993 04	6 4116	455,225 92
RF - MARATHON ASSET MGMT LTD	NISSHINBO IND INC	JPY50	20,000 00	7 3431	146,861 50	7 4851	149,702 35
RF - MARATHON ASSET MGMT LTD	ALFRESA HOLDINGS C	NPV	1,800 00	35 1474	63,265 39	36 6937	66 048 60
RF - MARATHON ASSET MGMT LTD	RYOSAN CO	JPY50	4,000 00	20 5736	82,294 24	23 0799	92 319 70
RF - MARATHON ASSET MGMT LTD	SANKYO CO	NPV	5,000 00	40 7030	203,515 04	50 5514	252,756 90
RF - MARATHON ASSET MGMT LTD	SECOM CO	JPY50	8,000 00	41 0808	328,646 26	40 0117	320 093 69
RF - MARATHON ASSET MGMT LTD	SHISEIDO CO	JPY50	15 000 00	12 4437	186,655 64	14 4823	217,234 31
RF - MARATHON ASSET MGMT LTD	SUMITOMO ELEC INDS	JPY50	27,000 00	9 5120	256 823 81	10 8812	293,793 31
RF - MARATHON ASSET MGMT LTD	SUMITOMO METAL MNG	JPY50	30,000 00	6 1300	183,898 53	7 1436	214 306 63
RF - MARATHON ASSET MGMT LTD	SUMITOMO FORESTRY	JPY50	16,000 00	10 8078	172 925 28	10 0420	160 671 42
RF - MARATHON ASSET MGMT LTD	SUMITOMO TRUST+BKG	JPY50	51 000 00	6 7273	343 093 47	7 2314	368,800 62
RF - MARATHON ASSET MGMT LTD	TAKEDA PHARMACEUTICAL CO LTD	JPY50	6,000 00	42 4593	254 756 00	50 3562	302 137 21
RF - MARATHON ASSET MGMT LTD	TANABE SEIYAKU CO	JPY50	20,000 00	8 7216	174 432 50	10 3055	206 109 11
RF - MARATHON ASSET MGMT LTD	TOKYO BROADCASTING	JPY50	13,000 00	17 4616	227,001 19	16 3072	211,993 75
RF - MARATHON ASSET MGMT LTD	TOKYO ELEC POWER	JPY500	5,600 00	23 8691	133,666 73	24 5438	137 445 11
RF - MARATHON ASSET MGMT LTD	TOKYO GAS CO	JPY50	92,000 00	3 5729	328,709 81	4 0988	377 085 98
RF - MARATHON ASSET MGMT LTD	JS GROUP CORP	NPV	10,000 00	20 9540	209,539 56	18 1614	181 614 13
RF - MARATHON ASSET MGMT LTD	TOYOTA MOTOR CORP	JPY50	9,000 00	39 3346	354 011 58	40 6948	366 253 54
RF - MARATHON ASSET MGMT LTD	YAMAHA MOTOR CO	JPY50	10,000 00	14 9802	149,802 41	15 0093	150 092 71
RF - MARATHON ASSET MGMT LTD	SOMPO JAPAN INS	JPY50	30,000 00	9 6590	289,771 17	10 1883	305 650 43
RF - MARATHON ASSET MGMT LTD	BANK OF YOKOHAMA	JPY50	32,000 00	5 6873	181,992 49	6 3043	201 737 09
	KOREA, REPUBLIC OF						
RF- EMERGING MARKETS MGMT	DAEWOO SHIPBUILDING + MARINE	SPONSORED GDR 144A	15,900 00	15 6400	248 676 00	26 2500	417,375 00
RF- EMERGING MARKETS MGMT	PUSAN BANK	KRW5000	23,130 00	7 3720	170,515 05	7 6797	177,630 89
RF- EMERGING MARKETS MGMT	HANKOOK TIRE MANFT	KRW500	70,610 00	6 8962	486,942 79	9 8532	695,732 23
RF- EMERGING MARKETS MGMT	SAMSUNG FIRE + MAR	KRW500	30,569 00	38 6738	1,182 220 71	78 7287	2,406,659 10
RF- EMERGING MARKETS MGMT	DAEWOO SHIPBUILDING + MARINE	KRW5000	18,160 00	8 9739	162,966 22	14 8764	270,154 56
RF- EMERGING MARKETS MGMT	DAEGU BANK	KRW5000	114,430 00	5 8876	673 723 23	6 9552	795,880 99
RF- EMERGING MARKETS MGMT	KOOKMIN BANK	KRW5000	52 339 00	32 7015	1 711 562 76	39 1229	2 047 652 14
RF- EMERGING MARKETS MGMT	HYUNDAI MOTOR CO	KRW5000	41,720 00	29 6273	1,236,050 68	53 6128	2 236 727 20
RF- EMERGING MARKETS MGMT	POSCO	KRW5000	5,690 00	31 6851	180,288 26	180 6414	1,027,849 69
RF- EMERGING MARKETS MGMT	SAMSUNG ELECTRONIC	KRW5000	14,459 00	144 8515	2,094,407 11	435 1816	6 292 290 86
RF- EMERGING MARKETS MGMT	SHINSEGAE CO LTD	KRW5000	7,660 00	147 2150	1,127,666 63	274 8261	2,105,168 08
RF- EMERGING MARKETS MGMT	SK TELECOM LTD	SPONSORED ADR	38 968 00	11 2164	437 080 62	22 2500	867 038 00
RF- EMERGING MARKETS MGMT	KOREAN REINSURANCE	KRW500	108,100 00	3 5963	388 765 24	4 5354	490 271 93
RF- ACADIAN ASSET MANAGEMENT	HONAM PETROCHEM		3,310 00	37 6065	124,477 65	46 7060	154 596 70
RF- ACADIAN ASSET MANAGEMENT	KOREA ELEC POWER	KRW5000	46,790 00	23 5843	1 103 510 27	25 9370	1 213 593 03
RF- ACADIAN ASSET MANAGEMENT	POSCO	KRW5000	1,310 00	144 8152	189,707 88	180 6414	236 640 26
RF - CAPITAL GUARDIAN II	SAMSUNG ELECTRONIC	KRW5000	1,320 00	360 1007	475 332 91	435 1816	574 439 72
RF - CAPITAL GUARDIAN II	SAMSUNG ELECTRS LTD	GDR 1995 RPSTG COM 144A	1,150 00	147 4500	169 567 50	219 0000	251 850 00
RF - ARTISAN PARTNERS	KOOKMIN BANK	KRW5000	13 820 00	37 0200	511 616 78	39 1229	540 678 13
RF - BAILLIE GIFFORD	CHEIL COMMUNICATION	KRW5000	2,100 00	134 9111	283,313 24	145 3825	305 303 32
RF - BAILLIE GIFFORD	SAMSUNG FIRE + MAR	KRW500	6,030 00	66 9448	403 677 26	78 7287	474 734 35
RF - BAILLIE GIFFORD	S1 CORP	KRW500	20,150 00	20 3365	409,780 61	35 2589	710 466 58
RF - BAILLIE GIFFORD	CHEIL INDUSTRIES	KRW5000	24,430 00	12 8437	313,771 37	15 4077	376 408 91
RF - BAILLIE GIFFORD	DAEWOO SHIPBUILDING + MARINE	KRW5000	46 590 00	14 5134	676,178 73	14 8764	693 089 26
RF - BAILLIE GIFFORD	DAISHIN SECURITIES	KRW5000	55 000 00	13 0998	720,488 71	13 6206	749 130 60
RF - BAILLIE GIFFORD	DONGKUK STEEL MILL	KRW5000	36 480 00	7 4977	273,515 62	17 2430	629 026 28
RF - BAILLIE GIFFORD	HANWHA	KRW5000	71 460 00	8 3332	595,490 14	13 2825	949,164 41
RF - BAILLIE GIFFORD	ORIENTAL FIRE+MAR	KRW5000	12 500 00	17 1069	213 836 71	16 7600	209 500 58
RF - BAILLIE GIFFORD	SAMSUNG CO	KRW5000	130,000 00	10 9877	1,428,401 79	12 4131	1 613 697 84
RF - BAILLIE GIFFORD	SAMSUNG HEAVY	KSWN5000	122,700 00	5 0282	616 960 87	6 2403	765 689 72
RF - BAILLIE GIFFORD	YUHAN CORP	KRW5000	8,090 00	62 2353	503 483 77	84 0417	679,897 60
RF - BAILLIE GIFFORD	GS HOLDINGS CORP	KRW5000	12,000 00	18 9729	227 674 30	21 6383	259 659 97
RF - APS ASSET MANAGEMENT	KOREA ELEC TERM	KRW500	12 500 00	16 4628	205,784 73	17 0981	213 726 82
RF - APS ASSET MANAGEMENT	DAEDUCK GDS	KRW500	31,870 00	9 3902	299 266 09	9 0804	289 391 42
RF - APS ASSET MANAGEMENT	DONGBU INSURANCE	KRW500	52,930 00	6 8489	362 514 56	7 3223	387 567 04
RF - APS ASSET MANAGEMENT	DAEWOO SHIPBUILDING + MARINE	KRW5000	60 410 00	13 9017	839 801 87	14 8764	898,680 45
RF - APS ASSET MANAGEMENT	SK TELECOM	KRW500	2 160 00	188 2494	406 618 75	190 3014	411 051 00
RF - APS ASSET MANAGEMENT	YOU EAL ELECTRONIC	500 KRW	14 738 00	28 3426	417 713 15	28 8833	425 682 19
RF - APS ASSET MANAGEMENT	HANKUK ELEC GLASS	KRW 5000	8 550 00	49 3609	422 035 92	46 2713	395,619 20
RF - APS ASSET MANAGEMENT	HYUNDAI MOBIS	KRW5000	8,200 00	59 8394	490 682 87	63 2728	518 836 94
RF - APS ASSET MANAGEMENT	HYUNDAI MOTOR CO	KRW5000	8 240 00	49 7574	410 001 32	53 6128	441 769 71
RF - APS ASSET MANAGEMENT	KH VATEC	KRW500	14,971 00	27 9275	418 102 62	24 0050	359,379 20
RF - APS ASSET MANAGEMENT	SAMSUNG ELECTRONIC	KRW5000	4 370 00	415 9281	1 817 605 70	435 1816	1 901 743 62
RF - APS ASSET MANAGEMENT	HYUNDAI FIRE MARIN	KRW500	108,760 00	3 8685	420 734 01	3 7481	407 639 88
	LIBERIA						
RF - ARTISAN MID CAP GROWTH	ROYAL CARIBBEAN CRUISES LTD	SHS	22,600 00	44 4304	1 004,127 70	54 4400	1 230,344 00

THE ROCKEFELLER FOUNDATION
990 HOLDINGS
AS OF DECEMBER 31, 2004
Investments - corporate stock

Fund Name	Security Name	Security Description	Shares	Base Unit Cost	Base Total Cost	Base Price Amount	Base Market Value
	LUXEMBOURG						
RF- EMERGING MARKETS MGMT	QUILMES INDL QUINSA SOCIETE	SPONSORED ADR REPSTG CL B SHS	6,548 00	13 4300	87 939 64	17 0500	111 643 40
RF- EMERGING MARKETS MGMT	TENARIS S A	SPONSORED ADR	8 190 00	30 2315	247,595 84	48 9000	400,491 00
RF- ACADIAN ASSET MANAGEMENT	ARCELOR	NPV	40,420 00	16 8643	681 656 97	23 0665	932 346 61
RF - ARTISAN PARTNERS	RTL GROUP NPV	NPV	6,700 00	47 8165	320 370 67	74 6228	499 972 82
RF - MARATHON ASSET MGMT LTD	ARCELOR	NPV	24 720 00	15 6115	385 915 77	23 0665	570 203 07
	MALAYSIA						
RF- EMERGING MARKETS MGMT	BERJAYA SPORTS	MYR1	115 000 00	1 0266	118 054 11	1 0684	122,868 42
RF- EMERGING MARKETS MGMT	YTL CORP	ORD MYR0 50	128 600 00	1 2172	156 532 10	1 4079	181 055 26
RF- EMERGING MARKETS MGMT	HONG LEONG BANK BE	MYR1	136 900 00	1 3535	185 299 04	1 4474	198 144 74
RF- EMERGING MARKETS MGMT	MAXIS COMMUN BHD	MYR0 10	300,100 00	1 3847	415 533 32	2 4605	738 403 95
RF- EMERGING MARKETS MGMT	MALAKOFF BHD	MYR1	503,100 00	0 7587	381,723 50	1 8947	953,242 11
RF- EMERGING MARKETS MGMT	MALAYSIAN PACIFIC	MYR0 50	8,000 00	3 1454	25 163 50	3 9474	31,578 95
RF- EMERGING MARKETS MGMT	MALAYSIA INT SHIP	MYR1	302,100 00	1 5493	468 046 62	4 0263	1 216,350 00
RF- EMERGING MARKETS MGMT	SELANGOR PROPS	MYR1	288 000 00	0 3946	113,637 22	0 5737	165,221 05
RF- EMERGING MARKETS MGMT	TELEKOM MALAYSIA	MYR1	287,100 00	2 7687	794 880 04	3 0526	876,410 53
RF- EMERGING MARKETS MGMT	TENAGA NASIONAL	MYR1	149,000 00	2 9676	442 173 88	2 8684	427 394 74
RF- EMERGING MARKETS MGMT	TRANSMILE GROUP	MYR1	69,400 00	1 1036	76 586 35	2 3421	162 542 11
RF- EMERGING MARKETS MGMT	PUBLIC BK BHD	MYR1	546 087 00	0 9647	526 793 80	1 8684	1 020 320 45
RF - BAILLIE GIFFORD	IOI CORP	MYR0 50	310 000 00	2 6444	819 755 69	2 5000	775 000 00
RF - BAILLIE GIFFORD	PLUS EXPRESSWAYS B	ORD MYR0 25	475,000 00	0 5783	274 687 95	0 7368	350 000 00
RF - BAILLIE GIFFORD	IOI OLEOCHEMICAL INDUSTRIES BH	MYR1	187,000 00	2 3841	445 831 13	2 5263	472,421 05
RF - BAILLIE GIFFORD	ASTRO ALL ASIA NET	ORD GBP0 10	330 000 00	1 3694	451 889 17	1 4211	468 947 37
RF - BAILLIE GIFFORD	TELEKOM MALAYSIA	MYR1	359 000 00	2 8823	1 034,734 65	3 0526	1 095 894 74
RF - BAILLIE GIFFORD	SP SETIA	MYR1	625,000 00	1 0140	633 750 85	1 1368	710 526 32
RF - BAILLIE GIFFORD	TANJONG	GBP0 075 MALAY CERTS	145 000 00	3 2043	464 619 43	3 7105	538 026 32
RF - BAILLIE GIFFORD	YTL POWER INTL	MYR0 50	820 000 00	0 4669	382 874 15	0 4737	388 421 05
RF - MARATHON ASSET MGMT LTD	COMMERCE ASSET HLD	MYR1	161 000 00	1 2903	207 742 50	1 2368	199 131 58
RF - MARATHON ASSET MGMT LTD	CARLSBERG BRWRY(M)	MYR1	45 000 00	2 8701	129 152 45	2 7895	125 526 32
RF - MARATHON ASSET MGMT LTD	KUMPULAN GUTHRIE	MYR1	117,000 00	0 6053	70 825 57	0 6184	72 355 26
RF - MARATHON ASSET MGMT LTD	MALAY AIRLINE SYST	ORD MYR1	75 400 00	1 2388	93,405 10	1 1632	87 702 11
RF - MARATHON ASSET MGMT LTD	CIMB BERHAD	MYR1	181,000 00	1 3768	249,202 32	1 4079	254 828 95
RF - MARATHON ASSET MGMT LTD	MULTI PURPOSE HLDG	MYR1	233 000 00	0 3039	70,812 72	0 3000	69 900 00
RF - MARATHON ASSET MGMT LTD	RESORTS WORLD BHD	MYR0 50	217 000 00	2 3205	503 550 67	2 6316	571 052 63
RF - MARATHON ASSET MGMT LTD	TELEKOM MALAYSIA	MYR1	101,000 00	2 7782	280,593 51	3 0526	308 315 79
	MEXICO						
RF- EMERGING MARKETS MGMT	GRUPO ELEKTRA (NEW)	COM NPV(SERIE UNICA)	26 533 00	3 9351	104 410 97	9 2850	246,359 15
RF- EMERGING MARKETS MGMT	GPO BIMBO SA DE CV	SER A NPV	80,800 00	1 5939	128 789 17	2 5262	204,120 21
RF- EMERGING MARKETS MGMT	GRUPO TRIBASA	CON STK NPV	81 000 00	2 9004	234,930 35	0 0000	-
RF- EMERGING MARKETS MGMT	GRUPO FINANCIERO BANORTE SA	O SHS	59,563 00	0 0753	4,487 75	6 2923	374 786 83
RF- EMERGING MARKETS MGMT	ORGANIZ SORIANA	SER B NPV	38,000 00	2 8292	107,508 54	3 5866	136 291 38
RF- EMERGING MARKETS MGMT	GPO FIN INBURSA SA	COM SER O MXN1 000228	102,700 00	0 9436	96,910 95	1 8400	188,963 58
RF- EMERGING MARKETS MGMT	AMERICA MOVIL S A DEC V	SPONS ADR REPSTG SER L SHS	27,100 00	18 2533	494,664 90	52 3500	1,418,685 00
RF- EMERGING MARKETS MGMT	CEMEX S A	SPONSORED ADR NEW REP ORD PART	29 053 00	22 9050	665,457 81	36 4200	1,058 110 26
RF- EMERGING MARKETS MGMT	EMPRESAS ICA SOCIEDAD CONTROL	SPONSORED ADR REP ORD PARTN	48 772 00	2 4903	121,454 67	2 4500	119 491 40
RF- EMERGING MARKETS MGMT	FOMENTO ECONOMICO MEXICANO	SPONSORED ADR UNIT 1 SER B	15,200 00	18 0997	275 115 40	52 6100	799 672 00
RF- EMERGING MARKETS MGMT	GRUPO IMSA S A DE C V	SPONS ADR 3B2C	3,121 00	14 5445	45,393 35	26 6700	83 237 07
RF- EMERGING MARKETS MGMT	GRUPO TELEVISION SA DE CV	SPONSORED ADR REPSTG ORD PARTN	5,800 00	46 2689	268,359 62	60 5000	350 900 00
RF- EMERGING MARKETS MGMT	TELEFONOS DE MEXICO S A	SPONSORED ADR REPSTG SH ORD L	13,100 00	29 7862	390 198 99	38 3200	501 992 00
RF- EMERGING MARKETS MGMT	TV AZTECA S A DE C V	SPONSORED ADR	14,300 00	4 0363	57,719 77	10 2800	147,004 00
RF- EMERGING MARKETS MGMT	GRUPO TRIBASA	SPONSORED ADR	3,920 00	61 6136	241 525 46	0 0000	-
RF - CAPITAL GUARDIAN II	AMERICA MOVIL S A DEC V	SPONS ADR REPSTG SER L SHS	5 900 00	18 6500	110,035 00	52 3500	308,865 00
RF - ARTISAN PARTNERS	WAL MART DE MEXICO	SER V NPV	279,500 00	2 7995	782,463 51	3 4350	960 083 88
RF - ARTISAN PARTNERS	GRUPO TELEVISION SA DE CV	SPONSORED ADR REPSTG ORD PARTN	27,400 00	31 4362	861,353 16	60 5000	1,657 700 00
SOUTHEASTERN ASSET MGMT	CEMEX S A	SPONSORED ADR NEW REP ORD PART	153,000 00	33 4848	5,123,174 40	36 4200	5,572 260 00
RF - BAILLIE GIFFORD	CONSORICO ARA SA	SER UNICA NPV	116,000 00	2 7695	321,260 67	3 0053	348 613 98
RF - BAILLIE GIFFORD	GRUPO FINANCIERO BANORTE SA	O SHS	105,100 00	3 6856	387 357 57	6 2923	661 318 20
RF - BAILLIE GIFFORD	GPO MEXICO SA	SER B COM NPV	92,000 00	3 9015	358,940 32	5 0435	464,002 87
RF - BAILLIE GIFFORD	WAL MART DE MEXICO	SER V NPV	206,110 00	3 0000	618,331 80	3 4350	707,988 87
RF - BAILLIE GIFFORD	AMERICA MOVIL S A DEC V	SPONS ADR REPSTG SER L SHS	39 000 00	31 5342	1 229,832 14	52 3500	2,041 650 00
RF - BAILLIE GIFFORD	CEMEX S A	SPONSORED ADR NEW REP ORD PART	34,200 00	29 8936	1,022,360 31	36 4200	1,245,564 00
RF - BAILLIE GIFFORD	GRUPO AEROPORTUARIO DEL	SPONSORED ADR SER B	9 500 00	18 9792	180 302 18	27 3500	259,825 00
RF - BAILLIE GIFFORD	TELEFONOS DE MEXICO S A	SPONSORED ADR REPSTG SH ORD L	26,800 00	34 7275	930,698 13	38 3200	1 026 976 00
RF - MARATHON ASSET MGMT LTD	AMERICA MOVIL S A DEC V	SPONS ADR REPSTG SER L SHS	1,100 00	37 0700	40,777 00	52 3500	57 585 00
RF - MARATHON ASSET MGMT LTD	TELEFONOS DE MEXICO S A	SPONSORED ADR REPSTG SH ORD L	1,500 00	33 2900	49,935 00	38 3200	57 480 00
	NEW ZEALAND						
RF - MARATHON ASSET MGMT LTD	CARTER HOLT HARVEY	NPV	75 750 00	1 2344	93,505 95	1 4952	113,258 47

Fund Name	Security Name	Security Description	Shares	Base Unit Cost	Base Total Cost	Base Price Amount	Base Market Value
RF - MARATHON ASSET MGMT LTD	TELECOM CORP OF NZ	NPV (NZ LISTING)	71,900 00	3 5853	257,781 86	4 4421	319,390 29
	NETHERLANDS						
RF- MERCATOR ASSET MANAGEMENT	VNU NV	EUR0 20	80,100 00	28 7107	2 299,728 92	29 5365	2 365 873 32
RF- MERCATOR ASSET MANAGEMENT	ABN AMRO HLDGS NV	EUR0 56	101 700 00	17 2304	1,752 335 04	26 4918	2 694 213 67
RF- MERCATOR ASSET MANAGEMENT	ING GROEP NV	CVA EUR0 24	92,500 00	12 2958	1,137,360 53	30 2569	2 798,763 08
RF- ACADIAN ASSET MANAGEMENT	RANDSTAD HLDGS NV	EUR0 10	5 900 00	29 7235	175 368 89	39 3503	232,166 64
RF- ACADIAN ASSET MANAGEMENT	DSM NV	EUR3	1 400 00	52 0425	72 859 49	64 7275	90 618 46
RF- ACADIAN ASSET MANAGEMENT	ING GROEP NV	CVA EUR0 24	85,233 00	22 6052	1 926,713 13	30 2569	2 578 886 20
RF - CAPITAL GUARDIAN II	REED ELSEVIER NV	EUR0 06	7,400 00	13 5623	100,361 30	13 6333	100 886 23
RF - CAPITAL GUARDIAN II	ROYAL DUTCH PETROL	EUR0 56(BR)	59,800 00	49 2045	2,942,430 68	57 5642	3,442 340 63
RF - CAPITAL GUARDIAN II	ABN AMRO HLDGS NV	EUR0 56	28 657 00	18 4300	528,147 10	26 4918	759 174 84
RF - CAPITAL GUARDIAN II	UNILEVER NV	CVA NLG1 12	5,200 00	60 0164	312,085 29	67 0518	348,669 29
RF - CAPITAL GUARDIAN II	AEGON NV	EUR0 12	61 424 00	10 4243	640,301 30	13 6333	837,410 25
RF - CAPITAL GUARDIAN II	ASML HOLDING NV	EUR0 02	22,300 00	5 2298	116,624 97	16 0527	357,976 08
RF - CAPITAL GUARDIAN II	KON KPN NV	EUR0 24	48,500 00	8 1562	395,574 52	9 5012	460 806 04
RF - CAPITAL GUARDIAN II	STMICROELECTRONICS	EUR1 04	14,800 00	21 1656	313,251 41	19 5052	288,677 45
RF - CAPITAL GUARDIAN II	ING GROEP NV	CVA EUR0 24	16 084 00	17 3935	279 756 88	30 2569	486,651 95
RF - CAPITAL GUARDIAN II	HEINEKEN HOLDING	EUR1 6 A	13 500 00	27 0249	364,835 93	30 2433	408 284 63
RF - CAPITAL GUARDIAN II	HEINEKEN NV	EUR1 60	26 306 00	32 7150	860,599 49	33 3424	877,105 04
RF - ARTISAN PARTNERS	ASML HOLDING NV	EUR0 02	83,300 00	10 3827	864 875 22	16 0527	1,337,193 15
RF - MARATHON ASSET MGMT LTD	KON P+O NEDLLOYD	EUR1	7 500 00	31 8294	238 720 86	45 3582	340 186 22
RF - MARATHON ASSET MGMT LTD	BOSKALIS WESTMNSTR	CVA EUR2 40	3 900 00	26 0625	101 643 87	33 8453	131 996 74
RF - MARATHON ASSET MGMT LTD	ROYAL DUTCH PETROL	EUR0 56(BR)	11 600 00	52 9521	614 244 07	57 5642	667 745 00
RF - MARATHON ASSET MGMT LTD	WOLTERS KLUWER	CVA EUR0 12	8,400 00	17 6184	147 994 20	20 0761	168 639 39
RF - MARATHON ASSET MGMT LTD	KON KPN NV	EUR0 24	36,300 00	7 2753	264,093 46	9 5012	344 891 94
RF - MARATHON ASSET MGMT LTD	PHILIPS ELEC(KON)	EUR0 20	17 400 00	25 8880	450,450 35	26 5190	461,429 93
RF - MARATHON ASSET MGMT LTD	HEINEKEN NV	EUR1 60	13,100 00	33 2845	436,027 05	33 3424	436,785 37
RF-SOUND SHORE ASSET MGMT	ROYAL DUTCH PETE CO	NY REGISTRY SH PAR N GLDR 1 25	40,000 00	55 9948	2,239,792 10	57 3800	2 295 200 00
RF - INSTITUTIONAL CAPITAL	KONNKLIJKE PHILIPS ELECTRS N V		108,402 00	21 1468	2 292,355 46	26 5000	2,872,653 00
RF - CAPITAL GUARDIAN II	KONNKLIJKE PHILIPS ELECTRS N V		3,300 00	31 0100	102,333 00	26 5000	87,450 00
RF - CAPITAL GUARDIAN II	ROYAL DUTCH PETE CO	NY REGISTRY SH PAR N GLDR 1 25	13,000 00	46 5273	604,855 41	57 3800	745,940 00
RF - ARTISAN PARTNERS	ASML HOLDING N V	NEW YORK SHS	13,900 00	15 0736	209 523 16	15 9100	221,149 00
SOUTHEASTERN ASSET MGMT	KONNKLIJKE PHILIPS ELECTRS N V		233,000 00	19 5109	4,546 032 20	26 5000	6 174 500 00
RF - ARTISAN SMALL CAP	CORE LABORATORIES NV	COM	8,200 00	11 3100	92,742 00	23 3500	191,470 00
	NETH. ANTILLES						
RF - CAPITAL GUARDIAN II	SCHLUMBERGER LTD	COM	21,200 00	47 0376	997 197 56	66 9500	1,419,340 00
	NORWAY						
RF- ACADIAN ASSET MANAGEMENT	NORSK HYDRO AS	NOK20	2,680 00	36 2220	97,075 07	78 7564	211 067 17
RF- ACADIAN ASSET MANAGEMENT	STATOIL ASA	NOK2 50	51,700 00	12 4799	645,212 01	15 6852	810,926 83
RF - CAPITAL GUARDIAN II	NORSK HYDRO AS	NOK20	3,700 00	36 5980	135,412 66	78 7564	291,398 71
RF - CAPITAL GUARDIAN II	NORSKE SKOGSINDUST	ORD A NOK10	16,000 00	13 6933	219,093 15	21 6291	346 065 89
RF - ARTISAN PARTNERS	TELENOR AS	ORD NOK6	110,400 00	5 3040	585 563 78	9 0809	1 002 534 40
RF - MARATHON ASSET MGMT LTD	DNB NOR ASA	NOK10	26 800 00	6 8237	182,875 51	9 8652	264,387 08
RF - MARATHON ASSET MGMT LTD	SCHIBSTED ASA	NOK1	7 800 00	18 0734	140,972 70	28 3985	221,508 59
	PAKISTAN						
RF- EMERGING MARKETS MGMT	FAUJI FERTILIZER	PKR10	36,225 00	1 4410	52,198 47	2 3467	85 007 59
RF- EMERGING MARKETS MGMT	HUB POWER CO	PKR10	78,000 00	0 4347	33,903 30	0 5402	42 133 78
RF- EMERGING MARKETS MGMT	PAKISTAN STATE OIL	PKR10	14,280 00	2 0409	29,143 54	4 8254	68 906 86
RF- EMERGING MARKETS MGMT	PAK TELECOM CORP	A PKR10	102,400 00	0 3335	34,152 48	0 7438	76,164 58
RF- EMERGING MARKETS MGMT	OIL + GAS DEVELOPM	PKR10	23,112 00	0 9050	20,916 35	1 2613	29,150 10
	PANAMA						
RF - BAILLIE GIFFORD	BANCO LATINOAMERICANO DE EXP	CL E	15,400 00	17 0493	262,559 22	19 9400	307 076 00
RF - CAPITAL GUARDIAN II	CARNIVAL CORP	PAIRED 1 COM CARN +1 TR SH BEN	9,400 00	30 8583	290,068 02	57 6300	541 722 00
	PERU						
RF- EMERGING MARKETS MGMT	MINAS BUENAVENTURA	COM PEN4	8,613 00	3 3838	29,144 32	22 8881	197 135 00
RF- EMERGING MARKETS MGMT	SOUTHERN PERU COPPER CORP	COM	1,700 00	29 4700	50,099 00	47 2100	80 257 00
	PHILIPPINES						
RF- EMERGING MARKETS MGMT	BK OF PHILIP ISLAN	PHP10	112,800 00	0 8499	95,867 65	0 9354	105 514 48
RF- EMERGING MARKETS MGMT	1ST PHILIPPINE	PHP10	218,472 00	0 6144	134,229 52	0 5345	116 777 91
RF- EMERGING MARKETS MGMT	EQUITABLE PCI BANK	PHP10	36,565 00	0 5187	18,967 53	0 8552	31 271 63
RF- EMERGING MARKETS MGMT	MANILA ELECTRIC CO	B PHP10	50,980 00	0 5162	26,317 63	0 4410	22,481 16
RF- EMERGING MARKETS MGMT	SM PRIME	PHP1	1,397,000 00	0 1067	149 082 58	0 1372	191 659 69
RF- EMERGING MARKETS MGMT	ABS CBN HLDGS CORP	PDR EACH REPR 1 ORD SHS PHP1	60,000 00	0 4307	25,839 52	0 3296	19 777 28
RF- EMERGING MARKETS MGMT	PHILIPPINE LONG DIST TEL CO	SPONSORED ADR	16,900 00	17 2144	290,922 97	24 9300	421,317 00

THE ROCKEFELLER FOUNDATION
990 HOLDINGS
AS OF DECEMBER 31, 2004
Investments - corporate stock

Fund Name	Security Name	Security Description	Shares	Base Unit Cost	Base Total Cost	Base Price Amount	Base Market Value
RF- ACADIAN ASSET MANAGEMENT	GLOBE TELECOM IN	PHP50	4,275 00	9 0724	38 784 52	17 0156	72 741 65
RF- ACADIAN ASSET MANAGEMENT	PHILIPPINE LNG DIS	PHP5	72,820 00	10 4400	760,241 92	24 2316	1 764 546 99
RF - MARATHON ASSET MGMT LTD	AYALA CORP	PHP1	7 536,000 00	0 1010	761 076 06	0 1176	886 193 32
RF - MARATHON ASSET MGMT LTD	GLOBE TELECOM IN	PHP50	35,000 00	15 3207	536 222 97	17 0156	595 545 66
RF - MARATHON ASSET MGMT LTD	JOLLIBEE FOODS		317,000 00	0 4505	142 807 61	0 5078	160,971 05
RF - MARATHON ASSET MGMT LTD	BCO DE ORO UNIV BK	PHP10	289,000 00	0 3209	92,729 53	0 4722	136 454 34
RF - MARATHON ASSET MGMT LTD	ABS CBN HLDGS CORP	PDR EACH REPR 1 ORD SHS PHP1	432,000 00	0 4014	173 407 66	0 3296	142 396 44
	POLAND						
RF- EMERGING MARKETS MGMT	POWSZECHNA KASA OS	PLN1	24,400 00	6 1295	149,558 98	9 2809	226,453 90
RF- EMERGING MARKETS MGMT	BK PEKAO	GDR (REP 1 PLN1) REGS	2 700 00	16 0679	43,383 33	46 3800	125 226 00
RF- EMERGING MARKETS MGMT	POLSKI KONCERN NAFTOWY S A	GLOBAL DEPOSITARY RCPT 144A	7,200 00	9 2224	66 401 28	25 2000	181,440 00
RF- EMERGING MARKETS MGMT	POLSKI KONCERN NAFTOWY ORLEN	GLOBAL DEPOSITARY RCPT REG S	3,300 00	8 3030	27 399 80	25 2000	83 160 00
RF- EMERGING MARKETS MGMT	TELEKOMUNIKA CTA POLSKA	SPONSORED GDR RESPTG SHS SER A	59,100 00	4 2368	250,395 86	6 6000	390 060 00
RF- ACADIAN ASSET MANAGEMENT	POLSKI KONCERN NAF	PLN1 25	23,175 00	11 5103	266,750 14	12 6194	292,453 43
RF - BAILLIE GIFFORD	BK POLSKA KASA OPIEKI GRUPA	PLN1	18,500 00	35 1588	650,437 62	46 0706	852 306 87
RF - BAILLIE GIFFORD	AGORA	PLN1	17,000 00	14 4932	246 384 40	18 9624	322,360 95
	PORTUGAL						
RF- MERCATOR ASSET MANAGEMENT	PORTUGAL TCOM SGPS	EUR1(REGD)	279,300 00	7 2300	2 019 351 53	12 3692	3 454,709 80
RF - CAPITAL GUARDIAN II	PORTUGAL TCOM SGPS	EUR1(REGD)	25,000 00	11 7908	294,770 87	12 3692	309 229 31
	PUERTO RICO						
RF - ARTISAN MID CAP GROWTH	DORAL FINL CORP	COM	6,500 00	42 8196	278 327 28	49 2500	320,125 00
	QATAR						
RF- EMERGING MARKETS MGMT	QATAR TELECOM Q S C Q TEL	GLOBAL DEPOSITARY RCPT REG S	3,500 00	21 7657	76,180 00	31 5642	110 474 70
	RUSSIAN FEDERATION						
RF- EMERGING MARKETS MGMT	SEDMOI KONTINEN	RUB0 5	11,900 00	9 7815	116 400 20	10 0800	119 952 00
RF- EMERGING MARKETS MGMT	GAZPROM O A O	SPONSORED ADR REG S	16 500 00	22 9394	378,499 63	35 5000	585 750 00
RF- EMERGING MARKETS MGMT	MOBILE TELESYSTEMS	SPONSORED ADR	6 200 00	85 7464	531 627 37	138 5100	858 762 00
RF- EMERGING MARKETS MGMT	MOBILE TELESYSTEMS OJSC	GDR 144A	11,600 00	10 1250	117,450 00	34 6250	401 650 00
RF- EMERGING MARKETS MGMT	OIL CO LUKOIL	SPONSORED ADR	12 000 00	86 1287	1 033,544 10	122 5000	1 470,000 00
RF- EMERGING MARKETS MGMT	OPEN JT STK CO VIMPEL COMMN	SPONSORED ADR	33,100 00	14 5227	480 701 96	36 1400	1 196 234 00
RF- EMERGING MARKETS MGMT	SIBERIAN OIL CO	SPONSORED ADR	4 000 00	23 1756	92 702 24	30 2500	121 000 00
RF- EMERGING MARKETS MGMT	UNIFIED ENERGY SYS RUSSIA	GLOBAL DEPOSITARY RCPT REG S	8 300 00	31 4954	261,412 21	28 4000	235 720 00
RF- EMERGING MARKETS MGMT	URALSVYASINFORM JSC	SPONSORED ADR REPSTG PFD SHS	12 900 00	2 5200	32,508 00	5 0400	65 016 00
RF- EMERGING MARKETS MGMT	VOLGATELECOM PUB JT STK CO	SPONSORED ADR	100 00	2 5200	252 00	6 0000	600 00
RF- ACADIAN ASSET MANAGEMENT	OIL CO LUKOIL	SPONSORED ADR	1,800 00	120 4221	216,759 69	122 5000	220,500 00
RF - CAPITAL GUARDIAN II	YUKOS CORP	SPONSORED ADR	9,300 00	38 4412	357 503 58	3 0000	27,900 00
RF - ARTISAN PARTNERS	GAZPROM O A O	SPONSORED ADR REG S	4,425 00	32 0190	141 683 86	35 5000	157,087 50
RF - ARTISAN PARTNERS	OIL CO LUKOIL	SPONSORED ADR	7 700 00	73 7707	568 034 28	122 5000	943 250 00
RF - ARTISAN PARTNERS	SIBERIAN OIL CO	SPONSORED ADR	14 600 00	26 8482	391 983 41	30 2500	441 650 00
RF - BAILLIE GIFFORD	GAZPROM OAO	ADS REP10 ORD RUB5(REG S)	7 994 00	27 4565	219 487 19	35 5000	283,787 00
RF - BAILLIE GIFFORD	MOBILE TELESYSTEMS	SPONSORED ADR	3 900 00	104 2485	406,569 11	138 5100	540,189 00
RF - BAILLIE GIFFORD	OIL CO LUKOIL	SPONSORED ADR	8 260 00	100 1060	826 875 72	122 5000	1 011 850 00
RF - BAILLIE GIFFORD	OPEN JT STK CO VIMPEL COMMN	SPONSORED ADR	15,300 00	28 2476	432 188 23	36 1400	552 942 00
	SINGAPORE						
RF- EMERGING MARKETS MGMT	HUAN HSIN HLDGS	SGD0 20	100 000 00	0 5376	53 759 40	0 5054	50 539 08
RF- EMERGING MARKETS MGMT	GES INTERNATIONAL	SGD0 20	80 000 00	0 3787	30,294 78	0 4074	32 590 05
RF- EMERGING MARKETS MGMT	AUTRON	NPV	361 000 00	0 2187	78 964 70	0 1409	50 863 76
RF- EMERGING MARKETS MGMT	SEKSUN CORPORATION	SGD0 10	127 200 00	0 2116	26 915 61	0 2328	29 610 39
RF- MERCATOR ASSET MANAGEMENT	KEPPEL CORP	SGD0 50	193 200 00	2 7996	540 885 03	5 2683	1 017 838 77
RF- MERCATOR ASSET MANAGEMENT	UNITED O/SEAS BANK	SGD1	254 600 00	6 4495	1 642 045 97	8 4538	2 152 340 11
RF - CAPITAL GUARDIAN II	UNITED O/SEAS BANK	SGD1	39 000 00	7 2033	280 929 46	8 4538	329 698 60
RF - CAPITAL GUARDIAN II	SINGAPORE TELECOMM	SGD0 15(POST RE ORGANIZATION)	384 430 00	0 8445	324 652 98	1 4580	560,489 71
RF - ARTISAN PARTNERS	DBS GROUP HLDGS	SGD1	106 900 00	7 3702	787 876 57	9 8628	1 054 331 05
RF - ARTISAN PARTNERS	SINGAPORE AIRLINES	SGD0 50(1000 BOARD LOT)	79,500 00	6 5519	520,872 45	6 9836	555 194 81
RF - ARTISAN PARTNERS	SINGAPORE TELECOMM	SGD0 15(POST RE ORGANIZATION)	487,600 00	1 1707	570,843 55	1 4580	710 909 09
RF - MARATHON ASSET MGMT LTD	SEMBCORP MARINE	SGD0 10	574,000 00	0 5446	312 619 92	0 8331	478 216 12
RF - MARATHON ASSET MGMT LTD	GREAT EASTERN HLDG	SGD0 50	41,000 00	7 0482	288 976 28	7 9637	326,513 11
RF - MARATHON ASSET MGMT LTD	O/SEAS UNION ENTPR	SGD1	44,000 00	4 1066	180,690 27	4 7782	210,242 59
RF - MARATHON ASSET MGMT LTD	UTD INDUSTRIAL CP	SGD1	367,000 00	0 5213	191,329 58	0 5605	205 712 45
RF - MARATHON ASSET MGMT LTD	JARDINE MATHESON	USD0 25(SING QUOTE)	118,200 00	11 2241	1 326 692 79	15 9000	1 879,380 00
RF - MARATHON ASSET MGMT LTD	JARDINE STRATEGIC	US 0 05(SING QUOTE)	155,500 00	5 0560	786,214 84	8 2000	1 275 100 00
RF - MARATHON ASSET MGMT LTD	MANDARIN ORIENTAL	USD 0 05 SING QUOTE	149 000 00	0 5150	76 735 00	0 7800	116 220 00
RF - APS ASSET MANAGEMENT	DEL MONTE PACIFIC	USD0 01	908 000 00	0 4286	389 127 47	0 4196	381 021 81
RF - APS ASSET MANAGEMENT	IDT HLDGS (SING)	SGD0 20	243 000 00	1 6260	395,117 56	1 5805	384 060 28
RF - APS ASSET MANAGEMENT	KIM ENG HLDGS LTD	SGD0 25	526,000 00	0 7668	403,315 24	0 7596	399,558 93

THE ROCKEFELLER FOUNDATION
990 HOLDINGS
AS OF DECEMBER 31, 2004
Investments - corporate stock

Fund Name	Security Name	Security Description	Shares	Base Unit Cost	Base Total Cost	Base Price Amount	Base Market Value
RF - APS ASSET MANAGEMENT	HI P INTERNATIONAL	SGD0 05	375,000 00	1 0315	386,805 28	1 0292	385 934 82
RF - APS ASSET MANAGEMENT	HONG LEONG SINGAPORE	SGD1	115,000 00	1 7844	205 210 74	1 8378	211,345 26
RF - APS ASSET MANAGEMENT	VENTURE CORP LTD	SGD0 25	103 000 00	9 9058	1 020 299 91	9 7403	1 003 246 75
RF - APS ASSET MANAGEMENT	MEMTECH INTL LTD	SGD0 01	350,000 00	0 2675	93,612 32	0 2420	84 691 25
RF - APS ASSET MANAGEMENT	WANT WANT HOLDINGS	USD0 10	659,000 00	0 9365	617,173 18	0 8950	589,805 00
	SOUTH AFRICA						
RF- ACADIAN ASSET MANAGEMENT	SABMILLER PLC	USD0 10	60,700 00	11 8198	717,463 68	16 9425	1,028 411 80
RF- EMERGING MARKETS MGMT	TELKOM SA LTD	SPONSORED ADR	3,200 00	13 9303	44,576 97	69 2000	221,440 00
RF- EMERGING MARKETS MGMT	S AFRICA CAPITAL GROWTH FUND		60 00	409 4340	24 566 04	157 6600	9,459 60
RF- EMERGING MARKETS MGMT	BARLOWORLD LTD	ZAR0 05	35,900 00	7 0885	254,475 80	18 8684	677,376 53
RF- EMERGING MARKETS MGMT	STEINHOFF INTL HLD	ZAR0 005	172,300 00	0 9678	166,751 59	2 2365	385,352 56
RF- EMERGING MARKETS MGMT	SANLAM	ZAR0 01	193,400 00	0 8380	162,072 97	2 3075	446,274 68
RF- EMERGING MARKETS MGMT	EDGARS CONSOLIDATED STORES		11,900 00	24 2192	288,208 17	53 6499	638 433 55
RF- EMERGING MARKETS MGMT	MASSMART	ZAR0 01	157,571 00	3 5480	559,058 33	8 0391	1 266,721 21
RF- EMERGING MARKETS MGMT	HARMONY GOLD MNG	ZAR0 50	5,453 00	9 1399	49 840 06	9 0881	49,557 33
RF- EMERGING MARKETS MGMT	IMPALA PLATINUM	ZAR0 20	6,800 00	45 3190	308,169 52	85 0233	578 158 42
RF- EMERGING MARKETS MGMT	JD GROUP LTD	ZAR0 05	104,800 00	6 4066	671,413 13	12 0346	1 261 227 42
RF- EMERGING MARKETS MGMT	GOLD REEF CASINO	ZAR0 02	69,799 00	0 6054	42,253 25	2 2454	156,726 40
RF- EMERGING MARKETS MGMT	TELKOM GROUP LTD	ZAR10	2,200 00	11 4160	25,115 16	17 3952	38 269 36
RF- EMERGING MARKETS MGMT	SASOL	NPV	12,100 00	15 4667	187,147 48	21 4777	259 880 19
RF- EMERGING MARKETS MGMT	STANDARD BK GR LTD	ORD ZAR0 1	87,474 00	2 9240	255,776 41	11 6796	1,021 662 16
RF- EMERGING MARKETS MGMT	ANGLO AMERICAN	USD0 50	43,979 00	13 5855	597,474 52	23 6965	1 042 147 15
RF - CAPITAL GUARDIAN II	SASOL	NPV	57,500 00	11 1624	641,835 97	21 4777	1 234,967 83
RF - BAILLIE GIFFORD	BARLOWORLD LTD	ZAR0 05	18,500 00	18 4714	341,721 71	18 8684	349,065 90
RF - BAILLIE GIFFORD	EDGARS CONSOLIDATED STORES		1,857 00	47 6436	88,474 08	53 6499	99,627 82
RF - BAILLIE GIFFORD	IMPALA PLATINUM	ZAR0 20	11 300 00	77 4691	875,400 48	85 0233	960 763 26
RF - BAILLIE GIFFORD	IMPERIAL HLDGS LTD	ZAR0 04	26,100 00	16 0975	420,143 87	18 4602	481 810 52
RF - BAILLIE GIFFORD	TELKOM GROUP LTD	ZAR10	57,000 00	14 3814	819,742 53	17 3952	991 524 30
RF - BAILLIE GIFFORD	SAPPI	R1	37,200 00	13 6864	509,134 87	14 7326	548 054 14
RF - BAILLIE GIFFORD	SASOL	NPV	86,300 00	14 7541	1,273,277 40	21 4777	1,853 525 63
RF - BAILLIE GIFFORD	STANDARD BK GR LTD	ORD ZAR0 1	142,000 00	9 9765	1,416,661 57	11 6796	1,658 504 55
RF - MARATHON ASSET MGMT LTD	AVENG	ZAR 0 05	102 000 00	1 2069	123,103 49	2 1300	217,262 04
RF - MARATHON ASSET MGMT LTD	GOLD FIELDS	ZAR0 50	14 000 00	10 5031	147,043 89	12 3364	172 709 12
RF - MARATHON ASSET MGMT LTD	JD GROUP LTD	ZAR0 05	33 000 00	6 3950	211 034 47	12 0346	397 142 22
RF - MARATHON ASSET MGMT LTD	SUN INTL LTD	ZAR0 08	59,000 00	6 4958	383,252 17	10 1176	596,938 10
RF - MARATHON ASSET MGMT LTD	FIRSTRAND	ZAR0 01	145,000 00	1 5893	230 454 59	2 3696	343,598 85
RF - MARATHON ASSET MGMT LTD	NEDCOR LTD	R1	35 000 00	9 9606	348 619 96	13 8096	483 337 03
RF - MARATHON ASSET MGMT LTD	PRETORIA PORT CMNT	ZAR1	10,400 00	23 5110	244,514 11	50 5880	526,114 93
RF - MARATHON ASSET MGMT LTD	VENFIN	ZAR0 01	67 100 00	3 0911	207 410 15	4 4553	298 950 08
RF - MARATHON ASSET MGMT LTD	RMB HOLDINGS	ZAR0 01	154,000 00	2 5078	386 206 90	3 8624	594,815 18
RF - MARATHON ASSET MGMT LTD	ANGLO AMER PLATNUM	ZAR0 10	6,000 00	40 5821	243 492 42	36 7428	220 457 07
RF - MARATHON ASSET MGMT LTD	ANGLO AMERICAN	USD0 50	15,000 00	20 6755	310 133 24	23 6965	355 447 08
	SPAIN						
RF- MERCATOR ASSET MANAGEMENT	IBERDROLA SA	EUR3	111 900 00	6 8076	761 769 18	25 4180	2 844 270 76
RF- MERCATOR ASSET MANAGEMENT	BBVA (BILB VIZ ARG)	EUR0 49	159 500 00	9 5340	1 520 673 66	17 7382	2 829 244 26
RF- MERCATOR ASSET MANAGEMENT	REPSOL YPF SA	EUR1	103,800 00	16 8629	1,750,367 50	26 0432	2 703 286 67
RF- ACADIAN ASSET MANAGEMENT	REPSOL YPF SA	EUR1	8 000 00	14 6682	117 345 81	26 0432	208,345 79
RF- ACADIAN ASSET MANAGEMENT	BCO SANT CENT HISP	EURO 50(REGD)	15 600 00	11 3897	177 679 34	12 4100	193 595 22
RF- ACADIAN ASSET MANAGEMENT	TELEFONICA SA	EUR 1	37 000 00	10 3790	384,023 81	18 8392	697 050 43
RF- ACADIAN ASSET MANAGEMENT	AMADEUS GLOBAL TRAVEL	SER A EUR0 01	82 900 00	8 7397	724 518 12	10 2895	853,001 22
RF- ACADIAN ASSET MANAGEMENT	ACS ACTIVIDADES CO	EURO 5	5,700 00	21 7830	124,163 21	22 8354	130,161 75
RF- ACADIAN ASSET MANAGEMENT	GESTEVIS TELECINO	EUR0 5	3,700 00	18 7261	69,286 40	20 6334	76,343 62
RF - CAPITAL GUARDIAN II	BBVA (BILB VIZ ARG)	EUR0 49	70,500 00	10 9629	772,884 01	17 7382	1,250 543 70
RF - CAPITAL GUARDIAN II	REPSOL YPF SA	EUR1	10,400 00	24 3589	253,332 58	26 0432	270,849 53
RF - CAPITAL GUARDIAN II	BCO SANT CENT HISP	EURO 50(REGD)	22 200 00	10 8768	241,465 91	12 4100	275,500 88
RF - CAPITAL GUARDIAN II	TELEFONICA SA	EUR 1	51 758 00	11 9840	620,265 57	18 8392	975,079 35
RF - CAPITAL GUARDIAN II	INDITEX	EUR0 15	14 600 00	20 6255	301,132 12	29 4957	430,637 49
RF - ARTISAN PARTNERS	BBVA (BILB VIZ ARG)	EUR0 49	67 992 00	14 0902	958,018 54	17 7382	1,206 056 27
RF - ARTISAN PARTNERS	BCO SANT CENT HISP	EURO 50(REGD)	63 300 00	10 3598	655 778 07	12 4100	785 549 82
RF - ARTISAN PARTNERS	TELEFONICA SA	EUR 1	74,984 00	8 7666	657,352 62	18 8392	1,412,638 63
RF - ARTISAN PARTNERS	PROMOTORA DE INFOR	EUR0 10	68 300 00	7 7584	529 900 60	21 2315	1,450,110 10
RF - ARTISAN PARTNERS	INDITEX	EUR0 15	24 500 00	23 2668	570,037 06	29 4957	722 645 10
RF - MARATHON ASSET MGMT LTD	NH HOTELES SA	EUR2	17,000 00	10 6098	180,366 88	13 2663	225,526 71
RF - MARATHON ASSET MGMT LTD	PROSEGUR SEGURIDAD	EUR0 60(REGD)	1,300 00	15 1569	19,703 94	19 6819	25,586 52
RF - MARATHON ASSET MGMT LTD	ACCIONA S A	UER1	6,200 00	61 3550	380,401 30	88 4872	548,620 36
RF - MARATHON ASSET MGMT LTD	VISCOFAN SA	EUR0 30	7,200 00	9 4557	68 080 96	10 1264	72,910 15
RF - MARATHON ASSET MGMT LTD	BCO SANT CENT HISP	EURO 50(REGD)	39,300 00	9 0561	355,902 91	12 4100	487 711 02
RF - MARATHON ASSET MGMT LTD	SOGECABLE ORD SHS	EUR2	6,700 00	37 7827	253,143 96	44 3931	297 433 74
RF - MARATHON ASSET MGMT LTD	TELEFONICA SA	EUR 1	19,600 00	14 1990	278,299 71	18 8392	369 248 33

THE ROCKEFELLER FOUNDATION
990 HOLDINGS
AS OF DECEMBER 31, 2004
Investments - corporate stock

Fund Name	Security Name	Security Description	Shares	Base Unit Cost	Base Total Cost	Base Price Amount	Base Market Value
RF - MARATHON ASSET MGMT LTD	BCO POPULAR ESP	EUR0 5	7 700 00	57 1475	440 035 74	65 9236	507,611 80
RF - MARATHON ASSET MGMT LTD	ACERINOX S A ORD SHS	EUR 25	32 400 00	13 5472	438 929 89	16 0527	520 108 74
RF- EMERGING MARKETS MGMT	REPSOL YPF S A	SPONSORED ADR	11,800 00	20 7388	244,717 73	26 1000	307 980 00
	SWEDEN						
RF- MERCATOR ASSET MANAGEMENT	ATLAS COPCO AB	SER A SEK5 0	58 400 00	32 4311	1,893,978 29	45 1440	2 636 410 15
RF- MERCATOR ASSET MANAGEMENT	ELECTROLUX AB	SERVB SEK5	91 600 00	6 3523	581 866 82	22 8730	2 095 163 57
RF- ACADIAN ASSET MANAGEMENT	*SKAND ENSKILDA BKN*	SER A SEK10	18,200 00	13 0964	238 355 24	19 3367	351 927 65
RF- ACADIAN ASSET MANAGEMENT	NORDEA BANK AB	ORD EUR0 39632	20 900 00	5 2506	109 738 42	10 0822	210,717 19
RF- ACADIAN ASSET MANAGEMENT	SVENSKA HANDELSBANKEN SERIES A	PV SEK4 15	33,300 00	16 6782	555 385 69	26 0330	866 900 41
RF- ACADIAN ASSET MANAGEMENT	TELIASONERA AB	SEK3 2	354 500 00	4 1568	1 473 592 97	5 9891	2 123 137 81
RF- ACADIAN ASSET MANAGEMENT	*SKANSKA AB*	SER B SEK3	19 500 00	8 6460	168,596 05	12 0008	234 015 26
RF - CAPITAL GUARDIAN II	FORENINGSSPARBK	SEK20 SER A	3,300 00	11 6583	38,472 27	24 9044	82 184 67
RF - CAPITAL GUARDIAN II	ERICSSON(LM)TEL	SEK1 SER B	112,000 00	3 0244	338,732 12	3 1902	357 299 79
RF - ARTISAN PARTNERS	HENNES + MAURITZ	SEK0 25 SER B	3 450 00	26 5476	91 589 34	34 8361	120 184 64
RF - ARTISAN PARTNERS	*ERICSSON(LM)TEL*	SEK1 SER B	564,500 00	2 0418	1,152,610 91	3 1902	1 800 854 73
RF - MARATHON ASSET MGMT LTD	HOGANAS AG	ORD B SHS SEK5	6,000 00	24 5020	147,012 08	26 8607	161,164 11
RF - MARATHON ASSET MGMT LTD	SVENSKA CELLULOSA	SER B SEK10 FREE	7 600 00	37 6801	286,368 93	42 6611	324 224 28
RF - MARATHON ASSET MGMT LTD	ASSA ABLOY	SEK1 SER B	22,600 00	12 4828	282,110 87	17 0795	385 996 33
RF - MARATHON ASSET MGMT LTD	*SVENSKA HANDELSBANKEN SERIES A*	PV SEK4 15	22,000 00	19 7341	434 149 19	26 0330	572 727 00
RF - MARATHON ASSET MGMT LTD	ERICSSON(LM)TEL	SEK1 SER B	160,700 00	2 7283	438 442 95	3 1902	512 661 39
RF - CAPITAL GUARDIAN II	ERICSSON L M TEL CO	ADR CL B SEK 10 NEW EXCHANGE	25,900 00	30 7072	795 316 87	31 4900	815 591 00
RF - ARTISAN PARTNERS	ERICSSON L M TEL CO	ADR CL B SEK 10 NEW EXCHANGE	34,600 00	18 9838	656,841 10	31 4900	1,089,554 00
	SWITZERLAND						
RF- ACADIAN ASSET MANAGEMENT	RICHEMONT (CIE FIN)	A CHF1 (BR) EQUITY UNIT	3,200 00	31 2944	100 142 00	33 2864	106,516 58
RF- MERCATOR ASSET MANAGEMENT	GIVAUDAN AG	CHF10	5,000 00	405 6750	2,028,375 14	658 6932	3,293 465 83
RF- MERCATOR ASSET MANAGEMENT	*HOLCIM*	CHF2(REGD)	52,113 00	35 3294	1,841 122 91	60 2410	3 139 337 35
RF- MERCATOR ASSET MANAGEMENT	NESTLE SA	CHF1 (REGD)	7,100 00	258 8380	1,837,749 64	261 6305	1 857,576 29
RF- MERCATOR ASSET MANAGEMENT	SWATCH GROUP	CHF2 25(BR)	18 900 00	78 9984	1 493,068 86	146 7769	2,774 083 19
RF- ACADIAN ASSET MANAGEMENT	ZURICH FIN SVS GRP	CHF6 50	5,490 00	106 7248	585,919 22	166 7400	915 402 34
RF- ACADIAN ASSET MANAGEMENT	*BALOISE HLDGS*	CHF0 1 REGD	8,580 00	45 9595	394 332 29	46 1701	396,139 30
RF- ACADIAN ASSET MANAGEMENT	MICRONAS SEMICONDU	CHF1	3,086 00	24 5357	75 717 10	49 0282	151,301 12
RF- ACADIAN ASSET MANAGEMENT	LOGITECH INTL	CHF1 REGD	2,420 00	45 5370	110,199 49	61 1204	147,911 35
RF- ACADIAN ASSET MANAGEMENT	KUEHNE + NAGEL AG	CHF5(REGD)	1,390 00	180 0687	250,295 50	215 4604	299,489 93
RF- ACADIAN ASSET MANAGEMENT	*CREDIT SUISSE GRP*	CHF3 (REGD)	20,620 00	40 4720	834,533 02	42 0368	866,797 99
RF - CAPITAL GUARDIAN II	SWISSCOM AG	CHF1 (REGD)	2,999 00	279 8395	839,238 77	393 9847	1 181,560 11
RF - CAPITAL GUARDIAN II	LINDT + SPRUENGLI	PTG CERT CHF10	231 00	628 9345	145 283 88	1 422 9179	328,694 05
RF - CAPITAL GUARDIAN II	LINDT + SPRUENGLI	CHF100 (REGD)	1 00	11,286 7800	11 286 78	14,642 5117	14 642 51
RF - CAPITAL GUARDIAN II	*NOVARTIS AG*	CHF0 50 REGD	35 735 00	41 5253	1 483,905 06	50 3913	1 800 734 76
RF - CAPITAL GUARDIAN II	HOLCIM	CHF2(REGD)	19,508 00	44 4589	867,304 68	60 2410	1 175 180 72
RF - CAPITAL GUARDIAN II	NESTLE SA	CHF1 (REGD)	3,877 00	234 4502	908,963 26	261 6305	1 014 341 31
RF - CAPITAL GUARDIAN II	UBS AG	CHF 80 (REGD)	5,788 00	50 6404	293,106 49	83 8537	485,345 00
RF - CAPITAL GUARDIAN II	STRAUMANN HLDG	CHF0 10(REGD)	1 525 00	188 0188	286 728 64	207 5455	316 506 90
RF - CAPITAL GUARDIAN II	CREDIT SUISSE GRP	CHF3 (REGD)	8 040 00	31 3382	251,959 38	42 0368	337,975 55
RF - CAPITAL GUARDIAN II	SWISS REINSURANCE	CHF0 1	9 948 00	91 5070	910,311 71	71 3218	709 509 10
RF - CAPITAL GUARDIAN II	NOBEL BIOCARE AG	CHF2 00 (BR)	3,402 00	50 7794	172 751 52	181 1626	616 315 19
RF - ARTISAN PARTNERS	SERONO SA	B CHF25 BR	660 00	502 3916	331,578 46	658 6932	434,737 49
RF - ARTISAN PARTNERS	ROCHE HOLDINGS AG	GENUSSCHEINE NPV	12,000 00	75 3631	904,356 77	115 1174	1 381 408 85
RF - ARTISAN PARTNERS	CLARIANT	CHF5(REGD)	108,727 00	15 5049	1,685,796 62	16 1375	1 754 586 62
RF - ARTISAN PARTNERS	NESTLE SA	CHF1 (REGD)	8,040 00	227 1476	1,826,266 64	261 6305	2 103 508 93
RF - ARTISAN PARTNERS	UBS AG	CHF 80 (REGD)	36,100 00	53 8739	1,944,848 06	83 8537	3 027,117 23
RF - ARTISAN PARTNERS	CREDIT SUISSE GRP	CHF3 (REGD)	48,000 00	26 7739	1,285,146 82	42 0368	2,017 764 49
RF - ARTISAN PARTNERS	JULIUS BAER HLDG	CHF0 5	2,260 00	270 2113	610 677 62	300 9850	680,226 01
RF - MARATHON ASSET MGMT LTD	PUBLIGROUPE SA	CHF10(REGD)	300 00	306 5905	91,977 15	306 4814	91,944 42
RF - MARATHON ASSET MGMT LTD	GEBERIT	CHF1(REGD)	200 00	655 8301	131 166 01	731 6859	146 337 17
RF - MARATHON ASSET MGMT LTD	NOVARTIS AG	CHF0 50 REGD	10,400 00	45 9886	478 281 16	50 3913	524 070 00
RF - MARATHON ASSET MGMT LTD	ADECCO SA	CHF1(REGD)	4,400 00	49 7922	219,085 88	50 3474	221 528 45
RF - MARATHON ASSET MGMT LTD	LOGITECH INTL	CHF1 REGD	3,000 00	45 4462	136,338 58	61 1204	183 361 18
	THAILAND						
RF- EMERGING MARKETS MGMT	ALUCON PLC	THB10	24,000 00	2 3402	56,164 75	3 4492	82 779 92
RF- EMERGING MARKETS MGMT	BANGKOK BANK	THB10	366 700 00	1 6291	597 401 85	2 9344	1 076 030 89
RF- EMERGING MARKETS MGMT	SHIN CORPORATION	THB1	233,400 00	0 8285	193,380 05	1 0232	238 806 95
RF- EMERGING MARKETS MGMT	ADVANCED INFO SERV	THB1	103 000 00	1 0885	112,114 09	2 8571	294 285 71
RF- EMERGING MARKETS MGMT	PTT PUBLIC COMPANY	THB10	34,300 00	4 2146	144,561 29	4 4402	152,297 30
RF- EMERGING MARKETS MGMT	THAI UNION FROZEN	THB1 ALN MKT	144,800 00	0 2856	41,347 95	0 6821	98 769 63
RF- EMERGING MARKETS MGMT	SINO THAI ENG + CONS	THB1(ALIEN MKT)	132 600 00	0 3143	41 669 68	0 2175	28,840 93
RF- EMERGING MARKETS MGMT	MDX PUBLIC CO LTD	THB10 (ALIEN MKT)	161 900 00	2 8583	462,754 62	0 0000	-
RF- EMERGING MARKETS MGMT	SIAM CEMENT CO	THB1	83,300 00	3 3149	276 128 75	7 1042	591,783 78
RF- EMERGING MARKETS MGMT	KASIKORNBANK PCL	THB10	131,600 00	0 4658	61 305 45	1 4414	189 693 69

THE ROCKEFELLER FOUNDATION
990 HOLDINGS
AS OF DECEMBER 31, 2004
Investments - corporate stock

Fund Name	Security Name	Security Description	Shares	Base Unit Cost	Base Total Cost	Base Price Amount	Base Market Value
RF- EMERGING MARKETS MGMT	CENT PATTANA PUB	THB1 ALIEN	614 500 00	0 2468	151 655 57	0 2162	132 864 86
RF- EMERGING MARKETS MGMT	HANA MICROELECTRNC	THB1 (ALIEN MKT)	170,500 00	0 0235	4,009 40	0 5019	85 579 15
RF- EMERGING MARKETS MGMT	THAI OIL PLC	THB10(ALIEN MKT)	21,400 00	0 7802	16,696 39	1 2162	26 027 03
RF- EMERGING MARKETS MGMT	TRUE CORPORATION PUBLIC CO LTD	PURCH RTS EX DATE 3APR00 ALIEN	105,032 00	0 0000	-	0 0000	-
RF- ACADIAN ASSET MANAGEMENT	SIAM CITY BANK PUB	THB0 01(ALIEN MKT)	19 00	11 201 7795	212 833 81	0 6499	12 35
RF - ARTISAN PARTNERS	ADVANCED INFO SERV	THB1	49 000 00	2 3190	113 633 38	2 8571	140 000 00
RF - BAILLIE GIFFORD	TISCO FINANCE THB10(NVDR)	NON VTG DEP RECPT REP 1 LOCAL	700,000 00	0 5674	397,164 68	0 6255	437 837 84
RF - BAILLIE GIFFORD	BANPU CO	THB10 (NVDR)	110 000 00	3 2774	360,509 25	3 9125	430 373 23
RF - BAILLIE GIFFORD	BANGKOK BANK	THB10 (NVDR)	481,000 00	2 6777	1 287 990 36	2 6770	1,287 619 05
RF - BAILLIE GIFFORD	PTT EXPLORTN + PRD	THB5 (NVDR)	135,000 00	7 4461	1,005 225 22	7 4646	1 007,722 01
RF - BAILLIE GIFFORD	ADVANCED INFO SERV	THB1 (NVDR)	505 000 00	2 3089	1 165,998 45	2 7542	1 390 862 29
RF - MARATHON ASSET MGMT LTD	ADVANCED INFO SERV	THB1	318 000 00	2 0640	656 350 73	2 8571	908 571 43
RF - MARATHON ASSET MGMT LTD	GMM GRAMMY PUBLIC	THB1 (ALIEN MKT)	193 000 00	0 4006	77 313 10	0 4427	85 446 59
RF - MARATHON ASSET MGMT LTD	MBK PCL	THB10(ALIEN MKT)	24 000 00	1 2335	29 604 29	1 2355	29 652 51
RF - MARATHON ASSET MGMT LTD	SIAM CEMENT CO	THB1	84,000 00	5 6180	471 910 15	7 1042	596 756 76
RF - MARATHON ASSET MGMT LTD	NATIONAL FINANCE PUBLIC	THB10	169 000 00	0 3468	58,617 48	0 3501	59 160 88
RF - MARATHON ASSET MGMT LTD	KASIKORNBANK PCL	THB10	289 000 00	1 1419	330 013 44	1 4414	416 576 58
RF - MARATHON ASSET MGMT LTD	SIAM COMMERCIAL BK	THB10	28,000 00	1 0503	29,408 90	1 2548	35 135 14
RF - MARATHON ASSET MGMT LTD	SIAM CEMENT CO	THB1 (NVDR)	115 000 00	5 2760	606,741 61	6 2806	722 265 12
RF - APS ASSET MANAGEMENT	HANA MICROELECTRNC	THB1 (ALIEN MKT)	798,100 00	0 5018	400 517 32	0 5019	400 590 73
	TURKEY						
RF- EMERGING MARKETS MGMT	AKBANK	TRL1000	113 056,000 00	0 0031	354 042 01	0 0062	700 050 13
RF- EMERGING MARKETS MGMT	ALARKO HLDG	TRL1000	11 581 000 00	0 0230	266,920 72	0 0297	343 522 43
RF- EMERGING MARKETS MGMT	EREGLI DEMIR CELIK	TRL1000	45 034 000 00	0 0010	45 828 90	0 0045	203 713 31
RF- EMERGING MARKETS MGMT	T GARANTI BANKASI	TRL1000	216 207 000 00	0 0018	384,647 71	0 0032	683 012 10
RF- EMERGING MARKETS MGMT	TURK HAVA YOLLARI	TRL1000	36 017,000 00	0 0047	168,553 33	0 0059	212 336 04
RF- EMERGING MARKETS MGMT	HURRIYET GAZETE	TRL1000	211,888,000 00	0 0013	280,122 48	0 0024	499 669 14
RF- EMERGING MARKETS MGMT	T SISE CAM	ORD TRL1000	162 738,000 00	0 0019	315,864 23	0 0028	448 932 41
RF- EMERGING MARKETS MGMT	TOFAS OTOMOBIL FAB	TRL1000	131,641,000 00	0 0013	173,567 83	0 0020	267,479 67
RF- EMERGING MARKETS MGMT	ENKA INSAAT	TRL1000	4 528 000 00	0 0100	45 228 19	0 0276	125,078 24
RF- ACADIAN ASSET MANAGEMENT	AKBANK	TRL1000	71,419,750 00	0 0035	252 916 42	0 0062	442,235 75
RF- ACADIAN ASSET MANAGEMENT	TUPRAS	TRL1000	33,118,000 00	0 0085	281 626 89	0 0102	336,460 22
RF- ACADIAN ASSET MANAGEMENT	HACI OMER SABANCI	TRL1000	12,333,000 00	0 0035	42,850 46	0 0039	48,015 02
RF - BAILLIE GIFFORD	T GARANTI BANKASI	TRL1000	443,259,302 00	0 0021	926 735 71	0 0032	1,400,285 23
RF - BAILLIE GIFFORD	KOC HLDG	TRL1000	97,744,048 00	0 0067	659,381 05	0 0065	637 855 11
	TAIWAN						
RF- EMERGING MARKETS MGMT	MERRY ELECTRONICS	TWD10	151,000 00	2 1669	327,197 36	2 3982	362 133 17
RF- EMERGING MARKETS MGMT	CATCHER TECHNOLOGY CO LTD	TWD10	160,000 00	2 4667	394,668 73	3 2976	527 611 23
RF- EMERGING MARKETS MGMT	CHUNGWHA TELECOM	TWD10	385,000 00	1 6791	646 449 43	1 9722	759 308 93
RF- EMERGING MARKETS MGMT	MEDIA TEK INCORP	TWD10	63,658 00	5 1017	324,766 20	6 8160	433 894 86
RF- EMERGING MARKETS MGMT	HON HAI PRECISION	TWD10	669,299 00	3 0122	2 016 095 23	4 6387	3 104 668 76
RF- EMERGING MARKETS MGMT	LARGAN PRECISION CO	TWD10	71,800 00	6 4489	463,032 61	5 5854	401 028 72
RF- EMERGING MARKETS MGMT	HIGH TECH COMPUTER	TWD10	199,200 00	3 3048	658,325 44	4 8280	961 741 87
RF- EMERGING MARKETS MGMT	TAIWAN GREEN POINT	TWD10	145,976 00	2 9522	430,955 83	3 1240	456 031 05
RF- EMERGING MARKETS MGMT	CHINA TRUST FINANCE	TWD10	507,555 00	0 9892	502,084 52	1 1960	607,015 92
RF- EMERGING MARKETS MGMT	OPTIMAX TECHNOLOGY	TWD10	146,542 00	1 8338	268,733 45	2 5560	374,563 02
RF- EMERGING MARKETS MGMT	NAN YA PLASTIC	TWD10	909,000 00	1 3202	1,200 021 79	1 5336	1,394 048 60
RF- EMERGING MARKETS MGMT	TAIWAN SEMICON MAN	TWD10	1 623,000 00	1 2418	2,015 456 52	1 5936	2 586 352 16
RF - BAILLIE GIFFORD	TAIWAN FERTILIZER	TWD10	860,000 00	0 9664	831,102 15	1 0950	941 685 07
RF - BAILLIE GIFFORD	CHUNG HWA PULP	TWD10	630,000 00	0 6662	419,680 49	0 5270	331 997 48
RF - BAILLIE GIFFORD	CTCI CORP	TWD10	500,000 00	0 5744	287,209 66	0 6374	318 712 53
RF - BAILLIE GIFFORD	AU OPTRONICS CORP	TWD10	598,000 00	1 3187	788,581 37	1 4484	866 147 05
RF - BAILLIE GIFFORD	TAIWAN CELLULAR	TWD10	925 000 00	0 9781	904,756 56	1 1202	1,036 210 16
RF - BAILLIE GIFFORD	FAR EASTERN SILO SHIPPING	TWD10	740,000 00	0 5195	384,447 03	0 5238	387 630 17
RF - BAILLIE GIFFORD	FAR EAST DEPT	TWD10	1 050 000 00	0 4336	455,231 95	0 5743	603,029 35
RF - BAILLIE GIFFORD	HON HAI PRECISION	TWD10	375,899 00	3 6040	1,354,736 86	4 6387	1 743 677 91
RF - BAILLIE GIFFORD	HUNG POO REAL ESTATE	TWD10	501 000 00	0 6486	324,938 37	0 8362	418 949 20
RF - BAILLIE GIFFORD	SINOPAC HLDG	TWD10	1,250,000 00	0 5538	692,252 45	0 5901	737,614 39
RF - BAILLIE GIFFORD	PHOENIXTEC POWER	TWD10	225,000 00	1 1950	268,884 36	1 2086	271 931 21
RF - BAILLIE GIFFORD	SYNNEX TECH INTL	TWD10	483,000 00	1 4737	711,792 44	1 4800	714 821 71
RF - BAILLIE GIFFORD	TAIWAN CEMENT	TWD10	1,110,000 00	0 6092	676,226 38	0 6595	732 060 59
RF - CAPITAL GUARDIAN II	TAIWAN SEMICNDCTR MFG CO LTD	SPONSORED ADR	29,363 00	11 1666	327,885 33	8 4900	249 291 87
RF - ARTISAN PARTNERS	CHUNGHWA TELECOM CO LTD	SPONSORED ADR	43,800 00	14 3612	629,021 79	21 0500	921 990 00
	UNITED KINGDOM						
RF - CAPITAL GUARDIAN II	ASTRAZENECA PLC	SPONSORED ADR	65,300 00	42 5984	2,781,678 47	36 3900	2 376 267 00
RF- MERCATOR ASSET MANAGEMENT	PEARSON	ORD GBP0 25	185,200 00	10 5954	1,962,272 31	12 0666	2 234 731 02
RF- MERCATOR ASSET MANAGEMENT	VODAFONE GROUP	ORD USD0 10	1 150,200 00	1 5356	1 766,302 77	2 7119	3 119,182 70
RF- MERCATOR ASSET MANAGEMENT	ROYAL BK SCOT GRP	ORD GBP0 25	68,800 00	10 7850	742,008 09	33 6367	2,314 203 43

THE ROCKEFELLER FOUNDATION
990 HOLDINGS
AS OF DECEMBER 31, 2004
Investments - corporate stock

Fund Name	Security Name	Security Description	Shares	Base Unit Cost	Base Total Cost	Base Price Amount	Base Market Value
RF- MERCATOR ASSET MANAGEMENT	LLOYDS TSB GROUP	ORD GBP0 25	248,200 00	6 8921	1,710,510 22	9 0811	2 253,937 72
RF- MERCATOR ASSET MANAGEMENT	GLAXOSMITHKLINE	ORD GBP0 25	118 200 00	20 7122	2,448,181 20	23 4612	2 773 113 70
RF- MERCATOR ASSET MANAGEMENT	MARKS + SPENCER GP	ORD GBP0 25	338,600 00	5 1104	1,730,391 08	6 5853	2 229,770 00
RF- MERCATOR ASSET MANAGEMENT	KINGFISHER	ORD GBP0 157142857	387,600 00	5 7014	2,209,870 75	5 9469	2 305 016 70
RF- MERCATOR ASSET MANAGEMENT	HANSON	ORD GBP0 10	253,400 00	9 6510	2,445,559 43	8 5868	2,175 885 07
RF- ACADIAN ASSET MANAGEMENT	AMLIN	ORD GBP0 25	51,600 00	3 1206	161 022 54	2 7167	140 179 70
RF- ACADIAN ASSET MANAGEMENT	BARRATT DEVEL	ORD GBP0 10	66,500 00	4 3524	289,436 80	11 4138	759 018 74
RF- ACADIAN ASSET MANAGEMENT	BRIT INSURANCE HLD	ORD GBP0 25	72,000 00	1 4950	107 639 37	1 5119	108 858 43
RF- ACADIAN ASSET MANAGEMENT	SABMILLER PLC	ORD USD0 10	29 900 00	12 9489	387,172 67	16 5880	495 979 73
RF- ACADIAN ASSET MANAGEMENT	HSBC HLDGS	ORD USD0 50(UK REG)	95,000 00	8 8336	839 193 06	16 8759	1 603 213 92
RF- ACADIAN ASSET MANAGEMENT	INTERNATIONAL POWER	ORD GBP0 50	51 900 00	2 4548	127,404 62	2 9662	153 948 28
RF- ACADIAN ASSET MANAGEMENT	ASSOCIATED BRITISH FOODS PLC	ORD GBP0 05 15/22P	16,800 00	8 2252	138,183 01	14 9848	251 745 19
RF- ACADIAN ASSET MANAGEMENT	ROYAL BK SCOT GRP	ORD GBP0 25	60,800 00	27 2340	1 655,825 73	33 6367	2 045 110 01
RF- ACADIAN ASSET MANAGEMENT	TRAVIS PERKINS	ORD GBP0 10	8,500 00	25 6510	218,033 62	33 2719	282 811 12
RF- ACADIAN ASSET MANAGEMENT	BP PLC	ORD USD0 25	48,300 00	6 4036	309,291 72	9 7531	471 074 76
RF- ACADIAN ASSET MANAGEMENT	SOMERFIELD	ORD 10	201,190 00	1 7875	359,628 35	3 0190	607,401 74
RF- ACADIAN ASSET MANAGEMENT	CORUS GROUP	ORD GBP0 10	486 400 00	0 6536	317,903 66	0 9696	471,589 29
RF- ACADIAN ASSET MANAGEMENT	TATE + LYLE	GBP 0 25	10,500 00	9 5308	100,073 46	9 0763	95 301 52
RF- ACADIAN ASSET MANAGEMENT	ALLIANCE UNICHEM	ORD GBP0 10	17 300 00	8 1105	140,312 46	14 4857	250 601 89
RF- ACADIAN ASSET MANAGEMENT	GLAXOSMITHKLINE	ORD GBP0 25	22,400 00	20 0304	448,681 79	23 4612	525 530 85
RF- ACADIAN ASSET MANAGEMENT	WOLSELEY	ORD GBP0 25	13,600 00	11 1480	151,613 46	18 6902	254,187 31
RF- ACADIAN ASSET MANAGEMENT	KELDA GROUP	ORD GBX15 55555	19,500 00	7 0097	136,690 02	12 1434	236 795 88
RF- ACADIAN ASSET MANAGEMENT	ASTRAZENECA	ORD USD0 25	19,400 00	43 4583	843 091 49	36 2669	703 578 70
RF- ACADIAN ASSET MANAGEMENT	HBOS	ORD GBP0 25	160,500 00	10 8331	1,738 710 53	16 2808	2 613,063 01
RF- ACADIAN ASSET MANAGEMENT	BARCLAYS	ORD GBP0 25	197,600 00	7 6024	1,502,227 55	11 2506	2 223,123 30
RF- ACADIAN ASSET MANAGEMENT	HILL (WILLIAM)	ORD GBP0 10	6,700 00	4 8964	32,805 87	10 8282	72,549 25
RF- ACADIAN ASSET MANAGEMENT	NEXT GROUP	ORD GBP0 10	41,300 00	19 9496	823 918 64	31 6784	1 308,317 01
RF- ACADIAN ASSET MANAGEMENT	FRENCH CONNECTION	ORD GBP0 01	17,000 00	3 5852	60 947 62	4 7134	80 127 10
RF - CAPITAL GUARDIAN	TI AUTOMOTIVE	A SHS GBP0 0001	91 700 00	0 0000	-	0 0000	-
RF - CAPITAL GUARDIAN II	BHP BILLITON PLC	ORD USD0 5	37 950 00	4 7758	181 242 37	11 7210	444 811 95
RF - CAPITAL GUARDIAN II	ARM HLDGS	ORD GBP0 0005	35,700 00	3 2206	114 976 53	2 1215	75 737 24
RF - CAPITAL GUARDIAN II	BRADFORD + BINGLEY	ORD GBP0 25	9 000 00	6 3449	57,104 40	6 4461	58 014 63
RF - CAPITAL GUARDIAN II	DIAGEO	ORD GBX28 935185	57,300 00	12 2445	701,607 17	14 2649	817 377 03
RF - CAPITAL GUARDIAN II	STANDARD CHARTERED	ORD USD0 50	13,900 00	9 7128	135,008 58	18 5942	258 460 05
RF - CAPITAL GUARDIAN II	HSBC HLDGS	ORD USD0 50(UK REG)	36 900 00	10 6167	391 756 79	16 8759	622 722 04
RF - CAPITAL GUARDIAN II	UNILEVER	ORD GBP0 014	66,000 00	9 0509	597,356 95	9 8203	648 139 62
RF - CAPITAL GUARDIAN II	PEARSON	ORD GBP0 25	44 300 00	10 4745	464,021 12	12 0666	534 549 59
RF - CAPITAL GUARDIAN II	VODAFONE GROUP	ORD USD0 10	1 384,600 00	1 5833	2 192 235 76	2 7119	3 754 842 95
RF - CAPITAL GUARDIAN II	REED ELSEVIER PLC	ORD GBP0 125	41 600 00	8 2746	344,221 46	9 2251	383 765 31
RF - CAPITAL GUARDIAN II	RENTOKIL INITIAL	ORD GBP0 01	66,900 00	2 6228	175,466 96	2 8367	189 772 20
RF - CAPITAL GUARDIAN II	ROYAL BK SCOT GRP	ORD GBP0 25	38,400 00	27 3786	1 051,338 03	33 6367	1 291 648 43
RF - CAPITAL GUARDIAN II	BG GROUP	ORD GBP0 10	42 600 00	4 2289	180 152 31	6 7965	289 528 86
RF - CAPITAL GUARDIAN II	ASTRAZENECA	ORD USD0 25	27,300 00	46 8522	1,279,064 00	36 2669	990 087 55
RF - CAPITAL GUARDIAN II	HBOS	ORD GBP0 25	58 000 00	12 4217	720,460 92	16 2808	944 284 45
RF - CAPITAL GUARDIAN II	NATIONAL GRID TRANSCO PLC	ORD GBP0 10	38 500 00	7 2434	278,870 10	9 5227	366 624 43
RF - ARTISAN PARTNERS	BRITISH SKY BROADCAST	ORD GBP0 50	191,140 00	10 6731	2,040,054 88	10 7898	2,062,371 46
RF - ARTISAN PARTNERS	COMPASS GROUP	ORD GBP0 10	176 100 00	5 4818	965,351 24	4 7278	832 558 17
RF - ARTISAN PARTNERS	MORRISON(W)SUPRMKT	ORD GBP0 10	164,006 00	3 5169	576 792 92	3 9742	651 792 07
RF - ARTISAN PARTNERS	PEARSON	ORD GBP0 25	60,000 00	11 7127	702 764 26	12 0666	723 994 93
RF - ARTISAN PARTNERS	RIO TINTO	ORD GBP0 10(REGD)	3 400 00	28 0801	95 472 23	29 4321	100,069 12
RF - ARTISAN PARTNERS	ALLIED DOMECQ	ORD GBP0 25	51,316 00	8 0345	412,299 61	9 8491	505,416 20
RF - ARTISAN PARTNERS	TESCO	ORD GBP0 05	418,200 00	3 4706	1 451 394 07	6 1773	2 583 340 05
RF - ARTISAN PARTNERS	ASTRAZENECA	ORD USD0 25	2,600 00	47 9911	124 776 80	36 2669	94,294 05
RF - ARTISAN PARTNERS	CARNIVAL PLC	ORD USD1 66	4 958 00	46 6206	231 144 96	61 0145	302 509 77
RF - ARTISAN PARTNERS	KINGFISHER	ORD GBP0 157142857	446,674 00	4 6311	2 068 581 37	5 9469	2 656 323 60
RF - ARTISAN PARTNERS	ITV	ORD GBP0 10	1,285,762 00	1 4650	1,883,631 25	2 0207	2 598 134 82
RF - BAILLIE GIFFORD	LONMIN	ORD USD1	26 000 00	19 1431	497,721 11	17 6055	457 742 96
RF - BAILLIE GIFFORD	VEDANTA RESOURCES	ORD NPV	89 500 00	6 6980	599,467 65	7 5788	678 303 67
RF - MARATHON ASSET MGMT LTD	MYTRAVEL GROUP PLC	ORD GBP0 10	122,000 00	0 1608	19,623 33	0 1152	14 053 68
RF - MARATHON ASSET MGMT LTD	KIDDE	ORD GBP0 10	59 600 00	2 1875	130,375 95	3 1966	190 519 53
RF - MARATHON ASSET MGMT LTD	EMI GROUP	ORD GBP0 14	16,800 00	4 3015	72,265 23	5 0877	85,474 02
RF - MARATHON ASSET MGMT LTD	ASSOC BRIT PORTS	ORD GBP0 25	47,500 00	7 8723	373,934 30	9 1195	433,177 82
RF - MARATHON ASSET MGMT LTD	BAA	ORD GBP 1	34,700 00	10 1196	351 148 73	11 2122	389,064 24
RF - MARATHON ASSET MGMT LTD	ENODIS PLC	ORD GBP0 50 GBP ENGLAND	101,000 00	1 6476	166,408 57	2 1215	214,270 63
RF - MARATHON ASSET MGMT LTD	AMVESCAP	ORD GBP0 25	52,400 00	6 1950	324,619 15	6 1581	322,683 64
RF - MARATHON ASSET MGMT LTD	BUNZL	ORD GBP0 25	13 100 00	8 2735	108 382 59	8 3420	109 279 84
RF - MARATHON ASSET MGMT LTD	CABLE + WIRELESS	ORD GBP0 25	177,200 00	2 3530	416,944 16	2 2895	405,696 35
RF - MARATHON ASSET MGMT LTD	CAPITA GROUP	ORD GBP0 02	46,400 00	5 8089	269 531 38	7 0220	325,822 68
RF - MARATHON ASSET MGMT LTD	ARRIVA	ORD GBP0 05	46,700 00	7 4176	346,403 51	10 3675	484,160 81
RF - MARATHON ASSET MGMT LTD	DIAGEO	ORD GBX28 935185	36,700 00	13 6214	499 906 26	14 2649	523,520 72
RF - MARATHON ASSET MGMT LTD	BAE SYSTEMS	ORD GBP0 025	115,100 00	3 7868	435,859 88	4 4254	509,360 48

Fund Name	Security Name	Security Description	Shares	Base Unit Cost	Base Total Cost	Base Price Amount	Base Market Value
RF - MARATHON ASSET MGMT LTD	DEVRO	ORD GBP0 10	34,800 00	1 9707	68,581 97	2 3999	83 515 72
RF - MARATHON ASSET MGMT LTD	PROVIDENT FINL	ORD GBX10 363636	25,300 00	11 6085	293,696 09	12 9017	326,414 01
RF - MARATHON ASSET MGMT LTD	SYGEN INTERNATIONAL PLC	ORD 109	71,200 00	0 7353	52,353 36	0 8352	59 463 20
RF - MARATHON ASSET MGMT LTD	HILTON GROUP	ORD GBP0 10	40,500 00	4 9587	200,826 38	5 4621	221,215 87
RF - MARATHON ASSET MGMT LTD	COMPASS GROUP	ORD GBP0 10	75,500 00	5 1207	386,609 32	4 7278	356,945 72
RF - MARATHON ASSET MGMT LTD	TBI	ORD GBP0 10	34 400 00	1 1857	40,787 05	1 7759	61,091 27
RF - MARATHON ASSET MGMT LTD	PILKINGTON	ORD GBP0 50	191,500 00	1 6636	318,582 27	2 1119	404 427 29
RF - MARATHON ASSET MGMT LTD	RIO TINTO	ORD GBP0 10(REGD)	20 100 00	23 8605	479,595 45	29 4321	591 585 07
RF - MARATHON ASSET MGMT LTD	VODAFONE GROUP	ORD USD0 10	154,600 00	2 3300	360 214 91	2 7119	419,253 73
RF - MARATHON ASSET MGMT LTD	RECKITT BENCKISER PLC	ORD GBP0 105263	14,000 00	28 3458	396,841 16	30 2193	423,069 54
RF - MARATHON ASSET MGMT LTD	REED ELSEVIER PLC	ORD GBP0 125	47,600 00	9 7979	466,378 42	9 2251	439 116 08
RF - MARATHON ASSET MGMT LTD	TRAVIS PERKINS	ORD GBP0 10	2 800 00	24 8260	69 512 68	33 2719	93 161 31
RF - MARATHON ASSET MGMT LTD	BP PLC	ORD USDO 25	37,800 00	9 1177	344 649 59	9 7531	368,667 20
RF - MARATHON ASSET MGMT LTD	SAGE GROUP	ORD GBP0 01	98,000 00	3 2951	322 915 98	3 8830	380 534 12
RF - MARATHON ASSET MGMT LTD	SHELL TRNSPT+TRDG	ORD GBP0 25(REGD)	79,200 00	7 6058	602,375 72	8 5244	675 129 59
RF - MARATHON ASSET MGMT LTD	INVENSYS	ORD GBP0 01	672,000 00	0 2859	192 142 01	0 2976	199 976 96
RF - MARATHON ASSET MGMT LTD	SMITHS GROUP	ORD GBP0 25	19,200 00	13 0240	250,060 67	15 7816	303 006 57
RF - MARATHON ASSET MGMT LTD	TESCO	ORD GBP0 05	85 200 00	4 9311	420,129 89	6 1773	526,304 57
RF - MARATHON ASSET MGMT LTD	WPP GROUP	ORD GBP0 10	23,200 00	10 3585	240 317 94	11 0010	255,224 05
RF - MARATHON ASSET MGMT LTD	BT GROUP	ORD GBP0 05	48 900 00	3 5846	175,286 21	3 8974	190,582 88
RF - MARATHON ASSET MGMT LTD	CARNIVAL PLC	ORD USD1 66	7,000 00	47 4268	331,987 73	61 0145	427,101 33
RF - MARATHON ASSET MGMT LTD	BARCLAYS	ORD GBP0 25	56,300 00	8 9247	502,460 50	11 2506	633 410 13
RF - MARATHON ASSET MGMT LTD	INTERTEK GROUP PLC	ORD GBP0 01	27,800 00	9 8530	273 913 79	13 5353	376 281 53
RF - MARATHON ASSET MGMT LTD	BOOTS GROUP	ORD GBP0 25	27 100 00	12 1416	329,038 25	12 5850	341,052 30
RF - MARATHON ASSET MGMT LTD	HANSON	ORD GBP0 10	59 100 00	7 5506	446,240 87	8 5868	507,477 54
RF - MARATHON ASSET MGMT LTD	ICAP	ORD GBP0 10	63,900 00	4 8992	313,061 83	5 2173	333 387 57
RF - MARATHON ASSET MGMT LTD	ENTERPRISE INNS	ORD GBP0 05	11,300 00	10 3677	117 155 27	15 2632	172 474 37
RF - MARATHON ASSET MGMT LTD	ITV	ORD GBP0 10	115,900 00	2 0496	237,554 09	2 0207	234,198 73
RF - MARATHON ASSET MGMT LTD	STAGECOACH GROUP	ORD GBP0 0063157	155 958 00	1 9969	311 436 12	2 1839	340 594 82
RF - ARTISAN PARTNERS	HSBC HLDGS	USD0 50(HONG KONG REG)	60 400 00	17 2090	1,039,425 51	17 1112	1 033 514 74
	VENEZUELA						
RF- EMERGING MARKETS MGMT	INTL BRIQUETTES HOLDING		262 00	20 0294	5,247 70	0 0000	-
RF- EMERGING MARKETS MGMT	F V I FONDO DE VALORES	SPONSORED GDR REPSTG CL B SHS	34,967 00	5 8494	204 536 29	3 7820	132,245 19
RF- EMERGING MARKETS MGMT	INTERNATIONAL BRIQUETTES HLD	SHS	6,366 00	16 5280	105,217 25	0 0000	-
RF- EMERGING MARKETS MGMT	COMPANIA ANON NACL TELE DE VEZ	SPON ADR REPST 7 CL D SHRS	16 458 00	17 6384	290,292 19	22 3900	368,494 62
RF - BAILLIE GIFFORD	COMPANIA ANON NACL TELE DE VEZ	SPON ADR REPST 7 CL D SHRS	26 600 00	19 8390	527 718 42	22 3900	595 574 00
	TOTAL FOREIGN COMMON STOCK		**1,846,469,417 95**		**556,007,701.87**		**731,263,204 24**
	PREFERRED STOCK						
	BRAZIL						
RF - BAILLIE GIFFORD	VALE RIO DOCE(CIA)	PREF A NPV	44 200 00	15 4624	683 437 60	24 1529	1 067 556 48
RF - BAILLIE GIFFORD	BRADESPAR SA	PRF NPV	8,547 00	28 1176	240,320 98	32 9443	281 574 74
RF - BAILLIE GIFFORD	VOTORANTIM CELULOS	NEW PRF STK NPV	31 300 00	12 3356	386,102 80	16 3027	510 274 85
RF- EMERGING MARKETS MGMT	CEMIG CIA ENERG MG	PREF BRL0 01	12 644,383 00	0 0092	116,099 97	0 0244	308,968 55
RF- EMERGING MARKETS MGMT	CAEMI MIN E METAL	PRF NPV	348 820 00	0 5022	175,176 37	0 8584	299 438 86
RF- EMERGING MARKETS MGMT	TIMPARTICIPACOES	PRF NPV	18,690,346 00	0 0007	13 101 89	0 0015	28,499 96
RF- EMERGING MARKETS MGMT	TELE CENTRO OESTE	PRF NPV	2 523 704 00	0 0030	7 562 96	0 0033	8 295 16
RF- EMERGING MARKETS MGMT	EMBRACO EMP BRS CO	PREF SHS NPV	585 865 00	0 3240	189 836 91	0 5233	306 608 57
RF- EMERGING MARKETS MGMT	USIMINAS USI SD MG	PRF A NPV	17 545 00	9 6563	169,420 63	20 3125	356 382 81
RF- EMERGING MARKETS MGMT	CELULAR CRT PARTIC	PRF A NPV	650 688 00	0 1091	70 978 57	0 2014	131 068 55
RF- EMERGING MARKETS MGMT	ITAUSA INV ITAU SA	PREF NPV	302 422 00	0 5086	153 802 03	1 7319	523 773 04
RF- EMERGING MARKETS MGMT	GERDAU SA SIDERURG	PRF NPV	10 860 00	1 8031	19 582 02	17 8840	194 220 63
RF- EMERGING MARKETS MGMT	PETROL BRASILEIROS	PREF NPV	24 500 00	10 2885	252 069 15	36 5776	896 150 23
RF- EMERGING MARKETS MGMT	BRASIL TELECOM SA	PREF SHS NPV	110 853 740 00	0 0041	458,064 57	0 0052	571 798 28
RF- EMERGING MARKETS MGMT	ALL AMERICA LATINA	PRF NPV	8 000 00	16 8993	135 194 75	29 7440	237 951 81
RF- EMERGING MARKETS MGMT	TELE NORTE LESTE P	PRF NPV	1,800 00	12 6578	22,784 08	16 7169	30 090 36
RF- EMERGING MARKETS MGMT	TELEMAR NORTE LEST	PRF A NPV	13 574 00	14 6705	199,138 02	25 4330	345 227 30
RF- EMERGING MARKETS MGMT	BCO ITAU HOLDING F	PRF NPV	1 765 00	62 1883	109 762 38	150 2259	265 148 72
	COLUMBIA						
RF- EMERGING MARKETS MGMT	EMPRESA DE TELECOM	PRF COP0 54	397,288 00	0 2320	92,157 95	0 2372	94,234 52
	GERMANY						
RF- ACADIAN ASSET MANAGEMENT	PROSIEBENSATI MEDI	NPV PFD	7,605 00	17 1808	130,659 95	18 3499	139,550 77
RF- ACADIAN ASSET MANAGEMENT	PORSCHE AG	NON VTG PRF NPV	2,147 00	655 5088	1 407 377 44	638 1677	1 370,146 12
RF - ARTISAN PARTNERS	PROSIEBENSATI MEDI	NPV PFD	63,525 00	17 6701	1 122,494 71	18 3499	1,165,675 55
	KOREA, REPUBLIC OF						
RF- EMERGING MARKETS MGMT	HYUNDAI MOTOR CO	2ND PFD KRW5000	19,150 00	11 4962	220,152 17	29 9942	574 389 01

THE ROCKEFELLER FOUNDATION
990 HOLDINGS
AS OF DECEMBER 31, 2004
Investments - corporate stock

Fund Name	Security Name	Security Description	Shares	Base Unit Cost	Base Total Cost	Base Price Amount	Base Market Value
	RUSSIAN FEDERATION						
RF- EMERGING MARKETS MGMT	ROSTELEKOM	PREF RUR2 50	73 600 00	1 3300	97,888 00	1 4750	108 560 00
RF- EMERGING MARKETS MGMT	NIZHNOSVYAZINFORM	RUB5 PRF	56 045 00	1 0700	59 968 15	2 2600	126 661 70
RF- EMERGING MARKETS MGMT	TRANSNEFT	RUB1 PRF	200 00	340 0000	68 000 00	895 0000	179 000 00
	PREFERRED STOCK TOTAL		**147,381,619 00**		**6 601,134 05**		**10,121,246 57**
	COMMON STOCK TOTAL		**2,003,047,032.56**		**1,609,561,569.22**		**1,972,647,214 09**
	PREFERRED STOCK TOTAL		**147,444,115.01**		**9,934,160 39**		**11,624,997 12**
	REAL ESTATE TOTAL		**1,161,340 00**		**29,727,003 41**		**37,771,233 32**
	STOCK TOTAL		**2,151,652,487.57**		**1,649,222,733.02**		**2,022,043,444.53**

THE ROCKEFELLER FOUNDATION
990 HOLDINGS
AS OF DECEMBER 31 2004
I tm t p t b d

Fund Name	Security Name	Security Description	Par Value	B U it Cost	Base Total Cost	B P i Amount	Base Market Value
		FIXED INCOME SECURITIES					
	DOMESTIC CORPORATE BONDS						
RF PIMCO	SEARS CR ACCOUNT MASTER TR II	1 48% 17 N 2009	400 000 00	100 4297	01 5	00 28 3	0 25 20
RF PIMCO	CAPITAL AUTO RECEIVABLES ASSET	2 4525% 16 J 2006	239 355 69	100 0313	239 430 49	00 0000	239 355 69
RF PIMCO	AMERIQUEST MTG SECS INC	1% 25 J 2034	498 240 90	99 8960	497 722 88	100 2656	99 564 23
RF PIMCO	ARGENT SECS INC	2 02% 25 N 2034	372 484 72	100 0000	372 484 2	00 0000	3 2 84 2
RF PIMCO	BANC AMER MTG SECS INC	6 5% 25 F b 2033	536 624 09	102 7031	551 129 71	102 8770	552 062 55
RF PIMCO	BANK AMER MTG SECS INC	6 373966% 25 J I 2032	53 058 1	102 4141	54 339 00	0 8 3	54 036 37
RF PIMCO	BEAR STEARNS ARM TR	6 067% 25 O t 2032	436 288 5	101 8750	4 4 468 56	100 508	38 504 9
RF PIMCO	BEAR STEARNS ARM TR	3 955142% 25 J I 2034	2 479 362 78	99 8438	2 4 5 488 7	99 37 0	2 63 66 60
RF PIMCO	BEAR STEARNS ARM TR	5 6433% 25 F b 2033	165 145 65	102 062	169 119 6	00 9 6	6 90 65
RF PIMCO	BEAR STEARNS ARM TR	4 73925% 25 S p 2034	4 32 21 9	100 5000	4 45 885 0	00 86 9	0 926 53
RF PIMCO	BEAR STEARNS ARM TR	5 02789% 25 O t 2034	894 566 84	101 6250	909 103 55	0 828	90 83 39
RF PIMCO	CWABS INC	2 0225% 25 J 2022	262 246 34	100 0039	262 256 58	99 9844	262 205 43
RF PIMCO	CWABS INC	2 8075% 25 O t 2021	310 376 80	100 0039	310 388 92	00 0313	310 3 95
RF PIMCO	CWMBS INC PASS THRU CTFS	6 25% 25 F b 2032	1 030 2 25	102 5625	1 05 124 25	100 0273	1 030 993 22
RF PIMCO	CHARLIE MAC TR	5 25% 25 A g 2034	2 616 623 13	98 8750	2 587 86 12	101 0534	2 6 4 185 33
RF PIMCO	CHASE FDG TR	2 6375% 25 O t 2030	84 050 48	99 9688	84 024 22	100 0313	84 076 79
RF PIMCO	CITICORP MTG SECS INC	5 25% 25 D 2032	304 939 18	101 9062	310 752 08	100 8725	307 599 87
RF PIMCO	FIRST FRANKLIN MTG LN TR	2 0625% 25 O t 2034	642 291 29	100 0000	642 291 29	99 9688	642 090 90
RF PIMCO	FIRST FRANKLIN MTG LN TR	2 35063% 25 N 203	673 200 46	100 0000	673 200 46	99 9844	673 095 44
RF PIMCO	HOUSEHOLD MTG LN TR	2 49% 20 F b 2033	288 84 83	100 1484	289 273 59	100 0267	288 922 04
RF PIMCO	INDYMAC ABS INC	% 25 J I 2034	5 4 374 75	100 0100	574 432 06	100 0019	574 385 43
RF PIMCO	MERRILL LYNCH MTG INVS INC	% J 202	5 2 0 94	10 5 58	5 320 38	101 4 75	5 318 37
RF PIMCO	MORGAN STANLEY ABS CAP I	5475% 25 Ap 203	285 992 32	100 0117	286 025 84	100 0000	285 992 32
RF PIMCO	NAAC REPERFORMING LN REMIC TR	6 5% 25 M 203	2 439 768 49	06 2500	2 592 25 02	104 5625	2 55 082 93
RF PIMCO	NEW CENTY HOME EQUITY LN TR	2 35063% 25 N 2033	136 605 47	100 0156	136 626 82	100 0000	136 605 47
RF PIMCO	RESIDENTIAL ASSET MTG PRODS	2 5775% 25 S p 2013	560 473 54	00 0000	560 473 54	99 8906	559 860 38
RF PIMCO	SACO I TR	2 % 25 J I 2019	360 325 65	00 0000	360 325 65	99 9999	360 325 25
RF PIMCO	SMALL BUSINESS ADMIN	5 19% 01 J I 2024	500 000 00	00 0000	500 000 00	102 3440	5 20 00
RF PIMCO	SMALL BUSINESS ADMIN PARTN CTF	7 452% 01 S p 2010	511 062 30	109 8750	561 529 71	07 6250	550 030 80
RF PIMCO	STRUCTURED ASSET MTG INVTS INC	2 55% 19 J 2033	62 651 2	100 0000	62 651 2	100 076	63 148 87
RF PIMCO	STRUCTURED ASSET SECS CORP	6 375% 25 A g 2032	184 54 9	102 8125	89 734 80	100 6218	85 692 01
RF PIMCO	STRUCTURED ASSET SECS CORP	6 15% 25 J I 2032	2 7 765 47	102 3 26	253 495 30	102 5524	25 089 49
RF PIMCO	WAMU MTG PASS THROUGH CTFS	5 25% 25 J 2018	1 580 137 31	102 1875	1 61 702 84	101 7389	1 607 614 79
RF PIMCO	WAMU MTG PASS THROUGH CTFS	5 243% 25 O t 2032	269 347 63	101 3750	273 051 16	00 5609	270 858 51
RF PIMCO	WAMU MTG PASS THROUGH CTFS	4 11% 25 O t 2033	300 000 00	100 0000	300 000 00	97 6830	293 049 00
RF PIMCO	WASHINGTON MUT MTG SECS CORP	5 40379% 25 F b 2033	289 470 27	101 9063	294 988 31	100 6681	291 404 22
RF PIMCO	BEAR STEARNS ASSET BACKED SEC	2 36063% 25 Ap 2023	241 963 18	00 0000	241 963 18	99 9999	2 962 94
RF PIMCO	CWABS INC	1% 25 D 2018	201 731 17	100 0273	201 786 33	100 0156	20 762 64
RF PIMCO	CWABS INC	2 36063% 25 J I 2021	339 685 87	100 0000	339 685 87	100 0000	339 685 87
RF PIMCO	CWABS INC	2 60 5% 25 S p 2021	290 68 5	100 0000	290 681 54	00 0000	290 681 54
RF PIMCO	CWABS INC	1% 25 M y 2023	300 000 00	100 0000	300 000 00	101 0370	303 111 00
RF PIMCO	CREDIT SUISSE FIRST BOSTON MTG	2 1025% 25 A g 2033	188 962 53	100 0156	188 992 05	100 0000	188 962 53
RF PIMCO	DENVER ARENA TR	6 94% 15 N 2019	441 949 45	104 5000	461 837 17	101 8322	450 046 85
RF PIMCO	FREMONT HOME LN TR	2 27063% 25 F b 2034	230 072 82	100 0039	230 081 81	100 0000	230 072 82
RF PIMCO	HOMESTAR MTG ACCEP CORP	2 1225% 25 J 2022	605 183 67	100 0000	605 183 67	99 9691	604 996 37
RF PIMCO	LONG BEACH MTG LN TR	1 99% 25 F b 2024	375 154 86	99 9922	375 125 55	100 0000	375 154 86
RF PIMCO	MORGAN STANLEY ABS CAP I INC	2 31063% 25 M 2034	192 053 44	100 0078	192 068 44	100 0000	192 053 44
RF PIMCO	MORGAN STANLEY ABS CAP I	2 24% 25 O t 2034	591 154 61	100 0000	591 154 61	99 9844	59 062 39
RF PIMCO	MORGAN STANLEY ABS CAP I INC	2 34063% 25 F b 2034	140 709 38	100 0234	140 742 36	100 0000	140 709 38
RF PIMCO	RESIDENTIAL ASSET SEC MTG PASS	2 27% 25 N 2020	297 651 81	100 0156	297 698 32	99 9688	297 558 94
RF PIMCO	SLM STUDENT LN TR	2 06348% 27 J I 2009	300 000 00	100 0000	300 000 00	99 9980	299 994 00
RF PIMCO	SMALL BUSINESS ADMIN PARTN CTF	6 64% 01 F b 2011	1 600 217 98	103 9844	1 663 976 65	106 0000	1 696 231 06
RF PIMCO	SMALL BUSINESS ADMIN PARTN CTF	6 344% 01 A g 2011	1 156 013 58	106 4062	1 230 0 0 69	105 2500	1 216 704 29
RF PIMCO	STRUCTURED ASSET INVT LN TR	2 5875% 25 O t 2033	164 259 82	100 0 95	64 291 90	100 0000	16 259 82
RF PIMCO	STRUCTURED ASSET INVT LN TR	1 95% 25 M 2034	198 854 58	100 0039	198 862 35	100 0000	198 854 58
RF PIMCO	STRUCTURED ASSET SECS	2 0625% 25 D 2033	174 620 85	100 0078	174 634 49	100 0090	174 636 60
RF PIMCO	STRUCTURED ASSET SECS CORP	1% 25 J 2034	234 447 37	99 9961	234 438 21	100 0019	234 451 8
RF PIMCO	WELLS FARGO HOME EQUITY	2 35063% 25 S p 2034	371 088 05	100 0000	3 1 088 05	100 0156	37 45 9
RF PIMCO	PACIFIC GAS ELEC CO	2 3% 03 Ap 2006	481 000 00	100 0000	481 000 00	00 0820	481 394 42
RF PIMCO	REPUBLIC NY CORP	9 5% 15 Ap 2014	700 000 00	13 0336	959 235 04	132 4284	926 999 01
RF PIMCO	SUNCOR ENERGY INC	7 15% 01 F b 2032	1 000 000 00	99 6095	996 095 21	119 7681	1 197 681 00
RF GOLDMAN SACHS	DISCOVER CARD MT 1	2 5825% 18 S p 2007	4 000 000 00	100 0820	4 003 281 25	100 0313	4 00 252 00
RF GOLDMAN SACHS	ABN AMRO MTG CORP	5 5% 25 J 2033	431 226 77	12 2188	52 690 54	12 3373	53 201 70
RF GOLDMAN SACHS	BEAR STEARNS ALT A TR	2 25625% 25 F b 2034	740 958 93	100 0000	740 958 93	99 8987	740 208 34
RF GOLDMAN SACHS	CREDIT SUISSE FIRST BOSTON	6 55% 17 N 2007	700 000 00	102 1858	715 300 90	106 7261	747 082 63
RF GOLDMAN SACHS	CREDIT SUISSE FIRST BOSTON MTG	2 61063% 25 F b 2034	602 018 16	100 0000	602 018 16	100 0000	602 0 8 6
RF GOLDMAN SACHS	CREDIT SUISSE FIRST BOSTON MTG	2 51063% 25 M 2034	633 439 31	100 0000	633 439 3	00 0000	633 39 31

Fund Name	Security Name	Security Description	Par Value	B U it Cost	Base Total Cost	B P I Amount	Base Market Value
RF GOLDMAN SACHS	CREDIT SUISSE FIRST BOSTON	5 25% 25 Jul 2033	444 613 41	10 6242	47 236 46	14 1627	62 969 22
RF GOLDMAN SACHS	FIRST UN NATL BK COML MTG TR	7 202% 15 O t 2032	1 150 000 00	100 4948	1 155 690 20	113 8199	1 308 929 31
RF GOLDMAN SACHS	MERRILL LYNCH MTG INVS INC	1% 25 N 2029	1 957 797 47	100 0000	1 957 797 47	99 8320	1 954 508 17
RF GOLDMAN SACHS	SALOMON BROS MTG SECS VII INC	7 098% 25 F b 2031	408 424 02	100 7500	411 487 19	101 2476	413 519 68
RF GOLDMAN SACHS	SEQUOIA MTG TR	3 33799% 20 N 2034	977 660 64	100 0000	977 660 64	100 0278	977 932 23
RF GOLDMAN SACHS	THORNBURG MTG SECS TR	1% 25 S p 2034	959 954 98	100 0000	959 954 98	100 1 35	961 620 02
RF GOLDMAN SACHS	WAMU MTG	4 679% 25 F b 2033	143 648 73	101 7344	146 140 14	100 4667	44 319 17
RF GOLDMAN SACHS	BLACK DIAMOND CLO LTD	2 3% 5 J 20 1	0 1 65	00 3 6	0	0	0 2 050
RF GOLDMAN SACHS	CWABS INC	2 36% 15 O t 2028	960 601 25	100 1172	961 726 93	100 0781	961 351 48
RF GOLDMAN SACHS	CWABS INC	1% 15 M 2029	2 108 406 61	100 0938	2 110 383 24	100 3281	2 115 324 29
RF GOLDMAN SACHS	CWABS INC	2 39% 15 M y 2029	1 846 814 54	100 0000	1 846 814 54	100 1875	1 850 277 32
RF GOLDMAN SACHS	CWABS INC	2 6925% 15 D 2033	930 249 58	100 0000	930 249 58	100 1406	931 55 51
RF GOLDMAN SACHS	CWABS INC	2 38% 15 F b 2034	1 374 495 32	99 9492	1 3 3 9 33	100 1719	1 376 858 08
RF GOLDMAN SACHS	FIRST HORIZON ABS TR	1% 25 O t 2034	1 000 000 00	00 0000	1 000 000 00	00 0000	000 0
RF GOLDMAN SACHS	HOUSEHOLD HOME EQUITY LN TR	2 49% 20 S p 2033	764 849 33	100 0000	764 849 33	100 0004	764 852 24
RF GOLDMAN SACHS	IMC HOME EQUITY LN TR	7 23% 20 M y 2027	683 772 70	103 2344	705 888 49	100 2188	685 268 79
RF GOLDMAN SACHS	IMPAC CMB TR	1% 25 D 2034	972 393 17	100 0000	972 393 17	99 9590	971 994 39
RF GOLDMAN SACHS	PARK PL SECS INC	1% 25 F b 2035	1 000 000 00	100 0000	1 000 000 00	99 9844	999 84 00
RF GOLDMAN SACHS	SMALL BUSINESS ADMIN	6 3% 01 J 2018	845 021 50	100 2208	846 887 25	106 1250	896 79 07
RF GOLDMAN SACHS	AIG SUNAMERICA GLOBAL FING VI	6 3% 10 M y 2011	500 000 00	116 1158	580 578 99	110 1382	550 691 05
RF GOLDMAN SACHS	ANZ CAP TR I	4 484% 26 N 2049	175 000 00	100 0000	175 000 00	100 1210	175 211 75
RF GOLDMAN SACHS	ANZ CAP TR I	5 36% 15 D 2013	500 000 00	99 9973	499 986 70	100 8768	504 383 75
RF GOLDMAN SACHS	AXA FINL INC	5% 01 A g 2010	500 000 00	110 4890	552 444 98	114 4342	572 171 10
RF GOLDMAN SACHS	AEGON N V	5% 01 J 2013	350 000 00	99 9782	349 923 79	99 2 57	347 64 77
RF GOLDMAN SACHS	BANK AMER CORP	7 4% 15 J 2011	500 000 00	108 2641	541 320 59	116 3722	581 860 80
RF GOLDMAN SACHS	BANK NEW YORK INC	4 25% 04 S p 2012	50 000 00	99 8 9	749 084 30	00 61 8	54 633 2
RF GOLDMAN SACHS	BELLSOUTH CORP	4 75% 15 N 2012	350 000 00	99 7593	349 157 54	100 4536	35 58 53
RF GOLDMAN SACHS	CARGILL INC	3 625% 04 M 2009	50 000 00	99 6402	4 8 381 01	98 583	441 712 35
RF GOLDMAN SACHS	CITIGROUP INC	5% 15 S p 2014	175 000 00	101 0025	176 754 31	100 0827	175 144 65
RF GOLDMAN SACHS	COUNTRYWIDE HOME LNS INC MTN	5 625% 15 M y 2007	500 000 00	104 6132	523 065 83	104 2856	521 427 95
RF GOLDMAN SACHS	CREDIT SUISSE FIRST BOSTON USA	6 125% 15 N 2011	1 000 000 00	102 6620	1 026 619 93	109 0370	1 090 370 00
RF GOLDMAN SACHS	CREDIT SUISSE FIRST BOSTON USA	4 125% 15 J 2010	225 000 00	99 9510	224 889 75	99 5431	223 972 00
RF GOLDMAN SACHS	CREDIT SUISSE FIRST BOSTON	6 5% 01 M y 2008	125 000 00	108 1231	135 153 84	107 3996	134 249 50
RF GOLDMAN SACHS	GENERAL ELEC CAP CORP MTN	6% 15 J 2012	250 000 00	104 7399	261 849 87	109 3736	273 433 90
RF GOLDMAN SACHS	HBOS CAP FDG NO 2 L P	1% 30 J 2049	950 000 00	101 8843	967 901 22	107 1760	1 018 172 00
RF GOLDMAN SACHS	HANCOCK JOHN FINL SVCS INC	5 625% 01 D 2008	500 000 00	102 1258	510 628 94	104 9438	524 718 80
RF GOLDMAN SACHS	HARTFORD FINL SVCS GROUP INC	7 9% 15 J 2010	350 000 00	112 6409	394 242 99	116 7719	408 701 61
RF GOLDMAN SACHS	HELLER FINL INC	7 375% 01 N 2009	750 000 00	113 1954	848 965 46	113 4347	850 760 47
RF GOLDMAN SACHS	HOUSEHOLD FIN CORP	4 125% 16 N 2009	900 000 00	99 7786	898 007 47	99 4881	895 392 54
RF GOLDMAN SACHS	LEHMAN BROS HLDGS INC	7 875% 15 A g 2010	150 000 00	114 8453	172 267 94	117 4344	176 151 60
RF GOLDMAN SACHS	LINCOLN NATL CORP IN	7 25% 15 M y 2005	550 000 00	101 1337	556 235 31	101 6845	559 264 58
RF GOLDMAN SACHS	MORGAN STANLEY GROUP INC	5 3% 01 M 2013	150 000 00	103 3409	155 011 40	103 5748	155 362 12
RF GOLDMAN SACHS	PRUDENTIAL FDG CORP MTN 144A	6 6% 15 M y 2008	750 000 00	104 9305	786 978 94	107 9318	809 488 50
RF GOLDMAN SACHS	SBC COMMUNICATIONS INC	4 125% 15 S p 2009	300 000 00	99 9789	299 936 69	99 7775	299 332 47
RF GOLDMAN SACHS	VERIZON GLOBAL FDG CORP	7 25% 01 D 2010	300 000 00	102 0042	306 012 54	114 3217	342 965 13
RF GOLDMAN SACHS	WELLS FARGO COMPANY	3 75% 15 O t 2007	800 000 00	100 0000	800 000 00	100 0561	800 448 64
RF GOLDMAN SACHS	WELLS FARGO CO NEW	4 2% 15 J 2010	650 000 00	99 8710	649 161 50	100 3747	652 435 22
RF BLACKROCK	CHASE ISSUANCE TR	1% 15 J 2010	875 000 00	99 9825	87 846 88	99 0000	866 250 00
RF BLACKROCK	CITIBANK CR CARD ISSUANCE TR	6 9% 15 O t 2007	82 000 00	03 97 3	85 62 86	103 0 8	850 394 32
RF BLACKROCK	CITIBANK CR CARD ISSUANCE TR	2 9% 17 M y 2010	1 250 000 00	99 8370	1 247 962 55	97 4219	1 217 773 75
RF BLACKROCK	CITIBANK CR CARD ISSUANCE TR	2 55% 20 J 2009	1 100 000 00	99 9720	099 692 00	98 2500	1 080 750 00
RF BLACKROCK	MBNA CR CARD MASTER NT TR	2 65% 15 N 2010	1 200 000 00	98 7422	1 184 906 25	96 5156	1 158 187 20
RF BLACKROCK	MBNA CR CARD MASTER NT TR	2 7% 15 S p 2009	1 075 000 00	99 9153	1 074 089 58	98 2656	1 056 355 20
RF BLACKROCK	BANC AMER COML MTG INC	5 061% 11 M 2041	650 000 00	103 3672	6 886 2	02 3726	665 22 09
RF BLACKROCK	BANC AMER ALTERNATIVE LN TR	6% 25 D 2034	598 954 56	102 8906	616 268 09	103 20 2	6 8 64 29
RF BLACKROCK	BEAR STEARNS COML MTG SECS INC	4 825% 11 N 2041	655 000 00	100 5456	658 573 42	99 8 00	653 95 93
RF BLACKROCK	CHASE COML MTG SECS CORP	7 198% 5 J 2032	900 000 00	113 60 6	022 414 06	2 6334	013 00 8
RF BLACKROCK	CHASE COML MTG SECS CORP	7 757% 15 F b 2010	415 000 00	113 4063	470 635 94	114 9430	477 013 49
RF BLACKROCK	COMM	7 416% 5 A g 2033	610 000 00	111 9 41	682 675 78	113 562	692 28 5
RF BLACKROCK	DLJ COML MTG CORP	3% 10 J 2032	540 000 00	113 2070	611 31 97	1 2 3450	606 663 16
RF BLACKROCK	FIRST UNION LEHMAN BROS BK	6 56% 8 N 2035	560 000 00	1 0 6 8	6 9 63 25	0 995	60 99 3
RF BLACKROCK	GMAC COML MTG SEC INC	7 179% 15 A g 2036	59 250 87	111 8828	668 22 06	1 0 0208	65 100 30
RF BLACKROCK	GMAC COML MTG SEC INC	6 957% 15 S p 2035	405 000 00	112 9727	45 539 26	2 925	5 3 91
RF BLACKROCK	GS MTG SECS CORP II	1200% 18 O t 2030	735 378 80	110 4648	812 3 5 03	106 15	80 638 42
RF BLACKROCK	J P MORGAN CHASE COML MTG SECS	6 429% 15 Ap 2035	605 000 00	08 4883	656 354 10	1 0 5760	668 984 86
RF BLACKROCK	MORGAN J P COML MTG FIN CORP	7 371% 15 A g 2032	565 000 00	111 7031	631 122 66	13 5819	64 737 96
RF BLACKROCK	SUMMIT MTG TR	6 14% 28 D 2012	24 224 68	9 6562	22 930 17	00 0000	24 224 68
RF BLACKROCK	SMALL BUSINESS ADMIN	7 15% 01 J 2017	367 402 18	100 0000	367 402 18	10 0000	393 120 33
RF BLACKROCK	SMALL BUSINESS ADMIN	7 19% 01 D 2019	642 782 79	114 3438	734 981 95	109 9690	706 861 81
RF BLACKROCK	SMALL BUSINESS ADMIN PARTN CTF	6 85% 01 A g 2007	305 260 21	100 0000	305 260 21	05 3440	321 573 32
RF BLACKROCK	SMALL BUSINESS ADMIN PARTN CTF	5 136% 0A g 2013	844 379 48	100 0000	844 379 48	01 5940	85 838 89

Fund Name	Security Name	Security Description	Par Value	B U it Cost	Base Total Cost	B P i Amount	Base Market Value
RF BLACKROCK	STRUCTURED ASSET SECS CORP	3 356% 25 Jan 2031	655 283 87	99 9219	654 771 93	95 3432	624 768 74
RF BLACKROCK	STRUCTURED ASSET RECEIVABLES	1 21% 21 J 2009	678 747 33	99 6719	676 520 19	100 0000	678 747 33
RF BLACKROCK	ASIF GLOBAL FING XXIII	3 9% 22 O t 2008	450 000 00	99 8498	449 324 12	99 8204	449 91 89
RF BLACKROCK	AMERICAN EXPRESS BK FSB MTN	2 22% 21 N 2007	300 000 00	100 0000	300 000 00	99 9161	299 748 2
RF BLACKROCK	AMERICAN EXPRESS CENTURION BK	4 3 5% 30 J l 2009	250 000 00	99 6434	249 108 46	101 0204	252 550 92
RF BLACKROCK	BANK OF AMERICA	8% 15 F b 2010	55 000 00	3 8	6 258 22	1 6 4	6 2 5
RF BLACKROCK	BANK AMER CORP	4 3 5% 01 D 2010	65 000 00	99 3	6 4 22	00 496	5 8 50
RF BLACKROCK	BANK AMER CORP MTN	% F b 200	5 00 00	2	5 3 3	00 4 0	29 80
RF BLACKROCK	BANK ONE N A CHICAGO IL MTN	3 7% 15 J 2008	25 000 00	99 8602	24 825 3	00 0316	25 039 51
RF BLACKROCK	BANKAMERICA CORP	5 875% 15 F b 2009	150 000 00	106 52 6	159 791 36	0 3225	160 983 8
RF BLACKROCK	BRISTOL MYERS SQUIBB CO	6 875% 01 A g 2097	5 000 00	109 1114	81 833 57	113 7612	85 320 92
RF BLACKROCK	CVS CORP	4 875% 15 S p 2014	140 000 00	99 1520	138 812 77	100 2950	40 13 06
RF BLACKROCK	CITIGROUP INC	3 5% 01 F b 2008	225 000 00	99 0166	222 8 33	99 5685	22 029 0
RF BLACKROCK	*CITIGROUP INC*	3 625% 09 F b 2009	565 000 00	99 09	550 82 52	98 9 95	5 8 559 0
RF BLACKROCK	CITIGROUP INC	1 54% 09 J 2009	1 125 000 00	100 182	26 329 64	100 3 20	129 5 22
RF BLACKROCK	CITICORP	7 2% 15 J 2007	160 000 00	106 2855	170 056 83	108 6616	1 3 858 59
RF BLACKROCK	CONOCO INC	6 95% 15 Ap 2029	10 000 00	1 4 0693	125 476 23	118 46 0	130 307 0
RF BLACKROCK	GENERAL ELEC CAP CORP MTN	1% 28 J l 2008	500 000 00	100 0119	500 059 67	100 2912	50 55 95
RF BLACKROCK	GENERAL ELEC CAP CORP MTN	3 6% 15 O t 2008	465 000 00	99 8183	464 155 29	99 1353	460 978 91
RF BLACKROCK	GENERAL ELEC CAP CORP MTN	4 375% 21 N 2011	65 000 00	100 1444	65 093 87	99 5544	64 710 37
RF BLACKROCK	GENERAL ELEC CAP CORP MTN	4 25% 15 J 2008	1 025 000 00	101 6233	1 041 638 54	101 6882	1 042 303 74
RF BLACKROCK	GETTY PAUL J TR	5 875% 01 O t 2033	150 000 00	99 4519	149 177 85	104 3730	156 559 50
RF BLACKROCK	GOLDEN WEST FINL CORP DEL	4 125% 15 A g 2007	345 000 00	99 8097	3 4 343 31	101 2585	349 341 96
RF BLACKROCK	HBOS PLC MEDIUM TERM SR NTS	3 6% 15 A g 2007	130 000 00	100 6243	130 811 53	99 9363	129 9 7 22
RF BLACKROCK	HSBC FIN CORP	6 75% 15 M y 2011	65 000 00	111 8041	2 672 68	12 09 4	2 861 35
RF BLACKROCK	HSBC BK USA GLOBAL MT SR BK	1 987% 2 S p 2007	350 000 00	100 0000	350 000 00	00 3	350 550 8
RF BLACKROCK	HOME DEPOT INC	3 75% 15 S p 2009	750 000 00	99 5234	746 425 86	97 4517	730 887 97
RF BLACKROCK	HOUSEHOLD FIN CORP	6 45% 01 F b 2009	120 000 00	107 9388	129 526 58	108 7730	130 527 60
RF BLACKROCK	HOUSEHOLD FIN CORP	6 4% 17 J 2008	125 000 00	109 6805	137 100 62	107 7836	134 729 51
RF BLACKROCK	HOUSEHOLD FIN CORP	4 625% 15 J 2008	520 000 00	103 6211	538 829 51	102 0937	530 887 34
RF BLACKROCK	HOUSEHOLD FIN CORP	4 125% 16 N 2009	500 000 00	99 7786	498 893 04	99 4881	497 440 30
RF BLACKROCK	ISRAEL ST	5 5% 8 S p 2023	650 000 00	101 1267	657 323 23	104 4810	679 126 50
RF BLACKROCK	J P MORGAN CHASE CO	5 35% 01 M 2007	200 000 00	106 1756	212 351 25	103 8380	207 675 96
RF BLACKROCK	J P MORGAN CHASE CO	5 25% 30 M y 2007	250 000 00	106 1555	265 388 67	103 8816	259 704 10
RF BLACKROCK	J P MORGAN CHASE CO	3 625% 01 M y 2008	270 000 00	98 4626	265 849 05	99 4297	268 460 19
RF BLACKROCK	J P MORGAN CHASE AND CO	3 5% 15 M 2009	115 000 00	95 5885	109 926 74	98 0239	112 727 44
RF BLACKROCK	MASSMUTUAL GLOBAL FGD II MTN	2 55% 15 J l 2008	325 000 00	97 3979	316 543 06	95 9690	311 899 25
RF BLACKROCK	METROPOLITAN LIFE GLOBAL FDG	4 75% 20 J 2007	100 000 00	103 9668	103 966 75	102 5102	102 510 22
RF BLACKROCK	METROPOLITAN LIFE GOLBAL MTN	4 25% 30 J l 2009	110 000 00	99 9538	109 949 22	99 9140	109 905 41
RF BLACKROCK	MOBIL CORP	8 625% 15 A g 2021	475 000 00	123 2923	585 638 31	138 0505	655 739 78
RF BLACKROCK	MONUMENTAL GLOBAL FDG II	4 375% 30 J l 2009	150 000 00	99 66	1 9 664 8	10 061	151 592 55
RF BLACKROCK	MONUMENTAL GLOBAL FDG II	2 8% 15 J l 2008	395 000 00	96 8149	382 418 7	96 4724	381 066 14
RF BLACKROCK	NATIONWIDE BLDG SOC MT SR 144A	3 5% 31 J l 2007	350 000 00	99 8533	349 486 57	99 3895	347 863 14
RF BLACKROCK	NEW ENGLAND TEL TELEG CO	7 875% 15 N 2029	65 000 00	130 6969	84 952 98	123 1995	80 079 69
RF BLACKROCK	PROTECTIVE LIFE SECD TRS	3 7% 24 N 2008	170 000 00	99 8490	169 743 36	98 9685	168 246 50
RF BLACKROCK	SBC COMMUNICATIONS INC	6 45% 15 J 2034	100 000 00	99 7506	99 50 55	106 829	106 829 13
RF BLACKROCK	SBC COMMUNICATIONS INC	4 125% 15 S p 2009	65 000 00	99 9789	64 986 28	99 7775	64 855 37
RF BLACKROCK	SLM CORP MEDIUM TERM NTS BOOK	4% 15 J 2010	300 000 00	99 4420	298 325 89	99 0331	297 099 42
RF BLACKROCK	STATE STR CORP	7 65% 15 J 2010	600 000 00	113 5376	681 225 42	115 5199	693 119 16
RF BLACKROCK	SUNTRUST BKS INC	3 625% 15 O t 2007	245 000 00	99 8432	244 615 77	99 9807	244 952 67
RF BLACKROCK	SWEDISH EXPT CR CORP	2 875% 26 J 2007	200 000 00	99 806	99 561 26	99 0355	198 07 06
RF BLACKROCK	TIAA GLOBAL MKTS INC	5% 01 M 2007	425 000 00	102 7909	436 861 13	102 8587	437 149 43
RF BLACKROCK	TOSCO CORP	7 625% 15 M y 2006	400 000 00	10 1465	428 585 87	105 9146	23 658 56
RF BLACKROCK	U S BK NATL ASSN CINCINNATI	2 87% 01 F b 2007	450 000 00	99 9388	49 24 51	98 7826	4 4 521 70
RF BLACKROCK	U S BK NATL ASSN CINCINNATI	2 035625% 0 O t 2007	425 000 00	99 9192	24 656 49	00 05	25 230 05
RF BLACKROCK	U S CENT CR UN	2 75% 30 M y 2008	290 000 00	98 5900	285 910 98	9 0581	28 68 40
RF BLACKROCK	USA ED INC	5 625% 10 Ap 2007	50 000 00	104 4978	52 248 89	104 2850	52 142 50
RF BLACKROCK	U S BANCORP MTN BK ENT	3 95% 23 A g 2007	45 000 00	99 7140	44 871 32	100 8967	45 403 50
RF BLACKROCK	*UNITEDHEALTH GROUP INC*	3 375% 15 A g 200	250 000 00	99 6165	249 041 25	99 1308	247 826 90
RF BLACKROCK	VERIZON NEW JERSEY INC	5 875% 1 J 2012	265 000 00	97 616	258 682 66	107 2753	284 279 47
RF BLACKROCK	VERIZON MARYLAND INC	5 125% 15 J 2033	35 000 00	86 3069	30 20 43	86 8	30 62 55
RF BLACKROCK	VIRGINIA ELEC PWR CO	7 625% 01 J l 2007	200 000 00	108 6675	217 334 94	09 1 02	218 340 40
RF BLACKROCK	WACHOVIA CORP 2ND NEW	3 625% 17 F b 2009	90 000 00	96 59 9	86 932 0	98 8054	88 924 86
RF BLACKROCK	WELLS FARGO CO NEW	4% 15 A g 2008	1 050 000 00	99 7550	1 047 427 92	100 6957	1 057 304 64
RF BLACKROCK	WELLS FARGO CO NEW	2 59% 15 S p 2009	320 000 00	100 0000	320 000 00	100 1 44	320 558 11
RF BLACKROCK	WELLS FARGO CO NEW	2 60875% 28 S p 2007	175 000 00	100 0000	175 000 00	100 2712	175 474 56
RF BLACKROCK	WELLS FARGO BK N A SANFRANCISC	7 8% 15 J 2010	125 000 00	107 5276	34 09 50	102 0930	127 616 25
RF *EMERGING MARKETS MGMT*	*IRSA INVERSIONES Y REP*	*100% 14 N 200*	2 *294 00*	*100 0000*	2 29 00	*210 0000*	5 01 0
RF WHIPPOORWILL ASSOCIATES	BDK HLDGS INC	9% 15 M y 2007	138 322 00	00 0000	38 322 00	82 0000	113 24 0
RF WHIPPOORWILL ASSOCIATES	CROWN PACKAGING HLDGS	2 25% 01 N 2023	9 254 000 00	100 0000	9 254 000 00	9 0000	832 860 00
RF WHIPPOORWILL ASSOCIATES	MAXWELL SR BK DEBT RABO BANK	0%	4 534 225 00	0 0000		0 0000	

THE ROCKEFELLER FOUNDATION
990 HOLDINGS
AS OF DECEMBER 31 2004
I tm t p t b d

Fund Name	Security Name	Security Description		Par Value	B U I Cost	Base Total Cost	B P I Amount	Base Market Value
RF WHIPPOORWILL ASSOCIATES	MAXWELL SR BK DEBT SWISS BANK		0%	1 620 000 00	0 0000		0 0000	
RF WHIPPOORWILL ASSOCIATES	MAXWELL SR BANK DEBT/FRANKLIN		0%	900 000 00	0 0000		0 0000	
RF WHIPPOORWILL ASSOCIATES	TAKHEIM SPECIAL	16% 20 O t 2005		3 364 489 74	40 8002	1 372 719 23	5 0000	168 22 49
RF GOLDMAN SACHS	ROYAL BK SCOTLAND GROUP PLC	8 81 % 31 M 2049		300 000 00	06 0200	3 8 0 0 2	01 391	3
RF GOLDMAN SACHS	ROYAL BK SCOTLAND GROUP PLC	816% 29 N 2049		600 000 00	1 0 6132	663 6 9 31	103 9850	623 9 0 00
RF GOLDMAN SACHS	STANDARD CHARTERED BK	8% 30 M y 2031		350 000 00	118 4572	414 600 29	124 8189	436 866 25
RF WHIPPOORWILL ASSOCIATES	MUTUAL BENEFIT O/S	0 01% 01 Feb 2006		1,500 000.00	0 0033	49 95	0 0010	15 00
	DOMESTIC CORPORATE BOND TOTAL			**136 594 309 52**		**127 901 402 46**		**118 842 597 90**
	FOREIGN CORPORATE BONDS							
	ARGENTINA							
RF WHIPPOORWILL ASSOCIATES	ALPARGATAS S A I C	1% 15 M 2010		577 831 00	29 0000	167 570 88	0 0000	
	AUSTRALIA							
RF GOLDMAN SACHS	PRINCIPAL FINL GROUP AUSTRALIA	8 2% 15 A g 2009		450 000 00	110 7585	498 13 10	117 0338	526 652 19
	CANADA							
RF BLACKROCK	SUNCOR ENERGY INC	5 95% 01 D 2034		60 000 00	99 4185	59 651 07	103 1948	61 916 85
	DENMARK							
RF GOLDMAN SACHS	DEN DANSKE BK AKTIESELSKAB	7 4% 15 J 2010		500 000 00	111 7830	558 915 04	108 2860	541 430 00
	FINLAND							
RF GOLDMAN SACHS	MERITA BANK LTD	6 5% 15 J 2006		500 000 00	103 0825	515 412 25	103 2 18	516 359 15
	IRELAND							
RF BLACKROCK	DEPFA ACS BK	3 625% 29 O t 2008		500 000 00	100 3083	501 54 30	99 7180	98 590 15
	JAPAN							
RF CAPITAL GUARDIAN II	SMFG FINANCE (KY)	2 25% 1 J I 2005		2 000 000 00	095	230 04 93	2 3324	89 80 89
	JERSEY, C I							
RF GOLDMAN SACHS	HSBC CAP FDG DLR 2 L P	4 61% 29 D 20 9		400 000 00	100 0000	400 000 00	96 5266	386 06 0
	NETHERLANDS							
RF GOLDMAN SACHS	TELEFONICA EUROPE BV	7 75% 15 S p 2010		200 000 00	112 6869	225 373 74	116 2569	232 513 78
RF BLACKROCK	TELEFONICA EUROPE BV	7 75% 15 S p 2010		75 000 00	112 3573	84 267 96	116 2569	87 192 67
	UNITED KINGDOM							
RF GOLDMAN SACHS	ABBEY NATL PLC	7 95% 26 O t 2029		250 000 00	31 4532	328 632 94	128 4525	321 3 32
RF GOLDMAN SACHS	GOVERNOR CO BK SCOTLAND	7% 29 N 2049		350 000 00	115 2527	403 384 28	108 1350	378 4 2 50
RF GOLDMAN SACHS	VODAFONE AIRTOUCH PLC	7 5% 15 F b 20 0		500 000 00	99 6122	498 060 88	116 0975	580 87 35
RF BLACKROCK	HBOS PLC	3 5% 30 N 2007		240 000 00	99 6241	239 097 90	99 5808	238 993 82
RF BLACKROCK	VODAFONE AIRTOUCH PLC	7 75% 15 Feb 2010		260 000 00	116 9135	303,975 11	116 0975	301 853 42
	FOREIGN CORPORATE BOND TOTAL			**25 862 831 00**		**5 014 338 38**		**5 161 501 49**
	CORPORATE BOND TOTAL			**162 457 140 52**		**132 915 740 84**		**124 004 099 39**

THE ROCKEFELLER FOUNDATION
Employer ID No 13 1659629
Form 990PF 2004
STMT 11

LIMITED PARTNERSHIPS AND SIMILAR INTERESTS

		COST	MARKET VALUE
REAL ASSETS			
Advent III		1 975 314	3 562 349
Advent IV		6 769 932	7 782 937
Advent VI		12 871 224	13 425 164
Aetos CapitalAsia		4 668 643	6 076 033
AHF II			6 612
AHF III			8 846
Avanti IV		826 710	924 300
Broadreach Capital		6 050 396	5 825 999
Brookdale IV		6 752 432	7 678 002
Brookdale V		60 215	37 439
Cabot Industrial Prop		3 808 000	3 644 306
Copley II		0	2 983
Crow Holdings		6 104 095	5 974 078
Crow Holdings II		8 746 953	7 543 837
DA Vinci Japan Real Estate		658 045	656 245
Fortress Investment Fund III		1 165 253	1 090 000
Fremont Realty		16 222 668	23 148 141
Fremont Realty II		1 934 179	1 504 818
Greenfield Acqu III		7 140 297	8 043 645
Highcross		3 431 935	3 870 159
LaSalle Parking		2 844 764	3 353 986
M&H Realty IV		8 632	1 321 869
M&H Realty V		4 347 423	6 656 230
Quadrangle NCP		1 386 330	10 285 090
Quadrangle /Nacional		5 226 011	5 200 002
SRI REIT Shorenstein VI		7 883 515	9 194 993
SRI REIT Shorenstein VII		59 364	59 364
TransEuropean		2 525 373	8 031 945
Transwestern Aslan I		6 173 431	8 750 728
Transwestern Aslan II		15 726 593	19 002 914
Lime Rock Partners		7 823	0
Merit Energy Partners		3,119,088	3,119,088
	TOTAL REAL ASSETS	138,494,640	175,782,100
PRIVATE EQUITY AND OTHER			
VENTURE CAPITAL			
Battery Ventures VI		4 905 500	4 399 998
Benchmark Capital Partner IV		9 447 273	6 912 834
Benchmark Capital Partner V		800 000	744 167
Charles River Partnership X		3 595 902	829 442
Charles River Partnership XI		1 215 161	1 206 079
Charles River Partnership XII		200 000	178 623

THE ROCKEFELLER FOUNDATION
Employer ID No 13 1659629
Form 990PF 2004
STMT 11

LIMITED PARTNERSHIPS AND SIMILAR INTERESTS

	COST	MARKET VALUE
Crosspoint Venture Partners 1999	13 337 422	7 306 173
Crosspoint Venture Partners 2000	9 805 538	1 967 991
Delphi Ventures IV	7 455 268	4 805 949
General Catalyst	1 250 000	1 227 626
Highland Capital Partners V	3 648 585	1 654 604
Highland VI	4 675 000	4 513 904
Institutional Venture Partners IV	1 715 596	529 895
Institutional Venture Partners VIII	6 523 971	2 077 128
Mohr Davidow Ventures VI	7 200 000	1 748 542
Mohr Davidow Ventures VII	2 680 000	1 908 066
New Enterprise Associates 9	4 788 335	1 594 439
New Enterprise Associates 10	3 635 188	3 263 654
New Enterprise Associates 11	3 000 000	2 938 644
Redpoint Venture Partners	6 440 656	1 906 544
Polaris IV	2 500 000	2 076 045
Redpoint Venture Partners II	4 815 000	3 009 336
Sequoia Capital Fund IX	1 775 878	359 049
Sequoia Capital Fund X	3 970 001	2 690 688
Sequoia Capital Fund XI	842 700	808 983
Sierra Ventures Fund VII	8 953 368	3 949 992
US Venture Partners IV	2 567 315	537 835
US Venture Partners V	8 095 400	2 530 897
US Venture Partners VI	13 129 314	4 898 586
US Venture Partners VII	12 045 660	4 479 094
US Venture Partners VIII	9,750,000	8,292,346
	164 764 031	85 347 154
BUYOUTS		
Advent International		31 244
Alta Subordinated Debt Fund III		725 711
Apax V	10 214 198	11 002 080
Bain Capital Fund VIII LP	999 525	1 023 300
BC European Capital VII	8 928 505	10 869 977
Berkshire Partners VI	2 681 195	2 750 000
Capital Resource Lenders II	7 717 535	2 724 197
Capital Resource Lenders III	8 769 859	5 075 381
Capital Resource Lenders IV	7 882 920	6 870 154
Capital Resou ce Lenders V	2 412 482	2 138 636
Clayton Dubilier & Rice IV		343 561
Code Hennessy & Simmons IV	7 361 330	7 431 756
Golder Thoma Cressey III	1 782 293	48 209
Goldman Sachs Capital Partners III	6 085 222	1 850 942
Grotech IV		233 823
GTCR Fund	2 275 000	2 069 138
Hellman & Friedman Investors II		17 103

THE ROCKEFELLER FOUNDATION
Employer ID No 13 1659629
Form 990PF 2004
STMT 11

LIMITED PARTNERSHIPS AND SIMILAR INTERESTS

	COST	MARKET VALUE
Joseph Littlejohn & Levy II	6 443 598	2 571 253
Madison Dearborn Capital Partners III	7 290 417	8 277 379
Madison Dearborn IV	4 680 579	4 758 361
Rosewood Capital	2 604 453	1 485 924
Summit Ventures IV	1 557 938	214 667
Summit Ventures V	4 557 451	2 343 027
Summit Ventures VI	5 043 327	4 458 211
Thoma Cressey Fund VI	6 804 514	3 964 704
Thoma Cressey Fund VII	3 434 740	3 755 054
TPG Partners	5 714 972	1 398 642
Vestar Capital Partners II	1 352 951	598 956
Vestar Capital Partners III	8 139 305	6 749 999
Vestar Capital Partners IV	7 693 357	7 599 999
Welsh Carson Anderson & Stowe VIII	14 470 846	11 764 783
Welsh Carson Anderson & Stowe IX	11 356 798	12 234 929
Weston Presidio III	7 602 376	3 828 602
Weston Presidio Capital IV	8 265 106	7 110 347
William Blair Mezzanine Capital	4,612,717	3,025,458
	178 735 509	141 345 505
DISTRESSED/OTHER		
GS Special Opportunities Asia Ltd		2 512 120
Cerberus Series 3 holdings LLC	7 606 933	7 972 697
Watershed Capital	15 000 000	18 871 995
OCM Opportunities Fund II	125 529	7 452 422
OCM Opportunities Fund III	50 435	7 536 617
OCM Opportunities Fund IV	1	1,499,799
	22 782 898	45 845 650
ABSOLUTE RETURN		
Argus Healthcare Offshore	5 000 000	4 974 910
Cavary Offshore	5 000 000	4 807 460
JL Partners	10 000 000	11 092 080
King Street Capital	10 021 140	11 011 068
Perry Partners	10 161 924	11 855 424
Satellite Overseas	5 000 000	5 531 106
Brahman Institutional	15 000 000	18 899 730
SAB Overseas Fund LTD	15 000 000	15 903 582
Fine Offshore Fund LTD	10 000 000	9 800 544
Lone Pinon	5 000 000	5 667 605
Standard Pacific	15 369 591	16 263 694
US Dollar	15 000 000	15 000 000
US Dollar	12 000 000	12 000 000
Chesapeake Partners Intl LTD	20 000 000	22 724 191
OZ Europe Overseas Fund LTD	10 000 000	10 589 424

THE ROCKEFELLER FOUNDATION
Employer ID No 13 1659629
Form 990PF 2004
STMT 11

LIMITED PARTNERSHIPS AND SIMILAR INTERESTS

	COST	MARKET VALUE
OZ Overseas	15 000 000	20 424 643
Cadmus Capital Fund LTD	5 000 000	5 257 805
Bay Resource Partners Offshore	5 000 000	5 750 409
The Elkhorn Fund LLC	5 000 000	5 193 580
Cantillon US Low Volatility LT	5 000 000	5 170 000
Millgate International LTD	1 000 000	1 062 070
Sowood Alpha Fund LTD	7 500 000	7 534 365
GMO Mean Reversion FD Offshore	2 500 000	2 790 670
AG&J Power	5 001 175	5 001 175
K Capital	536,197	536,197
	214 090 027	234 841 733
Foreign Government Bonds (Statement 11 A)	7 353 167	8 448 043
TOTAL PRIVATE EQUITY AND OTHER	587,725,631	515,828,085

PROGRAMMATIC INVESTMENTS

	COST	MARKET VALUE
PHILANTHROPIC VENTURES HOLDING CORP	3 650 000	0
HARVEST FARM SEEDS LTD	332 260	175 000
NETOMAT INC	1,157,421	17,985
PROGRAMMATIC INVESTMENTS TOTAL	5,139,681	192,985
INVESTMENTS OTHER TOTAL	731,359,952	691,803,170

THE ROCKEFELLER FOUNDATION
990 HOLDINGS
AS OF DECEMBER 31 2004

Fund Name	Security Name	Security Description	Par Value	B U I Cost	Base Total Cost	B P I Amount	Base Market Value
	FOREIGN GOVERNMENT BONDS						
	CANADA						
RF BLACKROCK	QUEBEC PROV CDA	5% 17 J I 2009	1 0 000 00	105 0104	8 51 76	0 8222	8 9 5
	GERMANY						
RF PIMCO	GERMANY(FED REP)	5% 04 J 2013	400 000 00	3 0 88	6 292 828 23	1 5 4 00	6 398 039 28
	NEW ZEALAND						
RF PIMCO	NEW ZEALAND (GOVT)	4 5% 15 Feb 2016	2 000 000 00	44 0911	881 821 09	93 5903	1 871 806 17
	FOREIGN GOVERNMENT BOND TOTAL		**6 570 000 00**		**7 353 167 08**		**8 448 043 10**

STATEMENT #12

THE ROCKEFELLER FOUNDATION
Employer ID No. 13-1659629
Form 990PF – 2004

GRANTS AND EXPENDITURES

Payments made to those grantees listed in this attachment over which the Foundation exercises expenditure responsibility are separately listed in Statement #12.A. All other grantee organizations listed in this attachment are, to the best of our knowledge, organizations described in IRC 509(a)(1), (2), or (3).

This attachment includes grants made directly to individuals. These grantees are also separately listed in Statement #12.B. In addition, payments for general fellowships are itemized in Statement #12.C. To the best of our knowledge, no person who was a recipient of an individual award from the Foundation was related by blood, marriage, or adoption, or is employed by any person having an interest in The Rockefeller Foundation, such as a creator, donor, trustee, or officer.

THE ROCKEFELLER FOUNDATION
Employer ID No 13 1659629
Form 990PF 2004 Part XV

	Unexpended balance on 1/1/04	Net grants approved in 2004			Contributions gifts grants net Part I, line 25 Column A	Contributions gifts grants paid Part I, line 25 Column D	Grants payable Part II line 18 Column (b)
		Grants approved	reversions	lapses			
STATEMENT #12							
Africa Regional Program	$11 532 063	$9 128 964	$96 000	$51 727	$8 981 237	$11 290 116	$9 223 184
African Initiatives	258 340		182 860	443	(183 303)	54 001	21 037
Agricultural Sciences	393 778		180 471	1 733	(182 203)	83 367	128 207
Arts & Humanities	328 233		77 613	20 477	(98 090)	199 743	30 400
Assets & Capacities	5 343 559	8 974 304	22 720	28 766	8 922 819	7 769 096	6 497 282
Building Democracy	300		1 493		(1 493)	(1 493)	300
Creativity & Culture	10 487 759	7 577 835		74 761	7 503 074	11 341 280	6 649 553
Equal Opportunity	12 567		9 763	2 804	(12 567)		
Food Security	21 569 327	22 511 023	689 640	236 420	21 584 963	23 761 136	19 393 154
Global Environment	4 478		4 478	46 340	(50 819)	(46 340)	
Global Inclusion	9 108 718	10 029 636	150 000	363 271	9 516 365	12 353 465	6 271 618
Global Programs	35 000			35 000	(35 000)		
Health Equity	28 880 845	27 557 325	879 575	794 031	25 883 719	30 848 921	23 915 643
Health Sciences	477 632		264 558	121 919	(386 477)	81 303	9 852
Interprogram Centers	231		231		(231)		
North America Regional Progra	412 310	3 099 237			3 099 237	2 237 757	1 273 790
Population Sciences	1 118 811		184 643		(184 643)	625 506	308 663
Regional Activities	135 766			39 846	(39 846)	36 761	59 160
Southeast Asia Regional Progra	2 431 391	7 528 605		1 987	7 526 618	5 097 831	4 860 178
Special Programs	407 623			16 423	(16 423)	359 179	32 021
Understanding Development	825 000					293 450	531 550
Working Communities	8 965 888	28 194 239	150 000	56 808	27 987 431	29 308 016	7 645 303
Foundation operated Programs		6,078,679			6,078,679	6,078,679	
	102 729 619	130 679 847	2 894 043	1 892 756	125 893 048	141 771 773	86 850 894
STATEMENT #12.C							
General Fellowships	309,139	139,859	12,005	347	127,507	320,524	116,123
TOTAL	$103,038,758	$130,819,706	$2,906,048	$1,893,103	126 020 555	$142 092 298	$86,967,016
ADD: Refunds of grant amounts treated as qualifying distributions in prior years						1 110 412	
ADD: Profund Contribution					200 000		
Book adjustment to reflect the capitalization of ProVenEx investments whereas the earlier years commitments to these investments had been expensed					(583,693)		
Total					**$125,636,862**	**$143,202,709**	

Recoveries of amounts treated as qualifying distributions:

Grant Refunds (above)	1 110 412
Refund of prior year expenses (Part1Line23)	1 285
PRI principal repayments	75,374
Part XI, line 4	**$1,187,071**

PROGRAM COUNTRY US STATE Grantee Name(s) Person(s) or Institution(s) Purpose	UNEXPENDED BALANCE AS OF 01-Ja 2004	APPROVED IN 2004	NET EXPENDITURES AS OF Dec 2004	LAPSES (Incl cancs & recens) IN 2004	REVERSIONS (I cl cancs & recens) IN 2004	UNEXPENDED BALANCE AS OF D 2004
AFRICA REGIONAL PROGRAM						
BOTSWANA						
Southern Afncan De elopment Community Pnvate Bag 0095 Gabo o e Bot wa a						
for the costs of trai ing staff of national statistical/census offices uni ersities and other institutions of higher learning in the countries of the Southern African Development Community on census and spatial data analysis	**235 910 00**	**0 00**	**0 00**	**0 00**	**0 00**	**235 910 00**
BURKINA FASO						
U ı ıty of O gad g 03 BP 7118 O agadougou 03 Bu ki a Faso						
for se by its Resea ch and T aining U it in Demography toward the costs of its project to improve the e idence base for interventions to address education and health inequities in Ouagadougou	**367 870 00**	**0 00**	**245 870 00**	**0 00**	**0 00**	**122 000 00**
CAMEROON						
Dominic Fontem Department of Plant Protection University of Dschang P O Box 208 Dscha g Came oon						
to e able him to cond ct postdoctoral research at the Uni ersity of Dschang on the characteristics of Phytophthora infestans the fungus that causes late blight in potato and tomato crops in Cameroon	**6 000 00**	**0 00**	**6 000 00**	**0 00**	**0 00**	**0 00**
ENGLAND						
HelpAge Internatio al P O Box 32832 London N1 9UZ Engla d						
toward the costs of a project to address the health and nutritional needs of older people in Uganda	**35 766 00**	**0 00**	**35 766 00**	**0 00**	**0 00**	**0 00**
International Institute for Environment and Development 3 E dsleigh Street London WC1H 0DD England						
toward the costs of a conference on land policy in Africa aimed at identifyl g the links betwee property rights a d income and policies to assist the rural and urban poor to more secure la d access for improved livelihoods and food security to be held in the U K No ember 2004	**0 00**	**60 000 00**	**60 000 00**	**0 00**	**0 00**	**0 00**

PROGRAM COUNTRY US STATE Grantee Name(s) Person(s) or Institution(s) Purpose	UNEXPENDED BALANCE AS OF 01-Jan 2004	APPROVED IN 2004	NET EXPENDITURES AS OF Dec 2004	LAPSES (incl cancs & recens) IN 2004	REVERSIONS (incl cancs & recens) IN 2004	UNEXPENDED BALANCE AS OF Dec 2004
AFRICA REGIONAL PROGRAM						
ETHIOPIA						
Abebe Getahun Department of Biology Addis Ababa University P O Box 1176 Addis Ababa Ethiopia						
to enable him to conduct postdoctoral research at Addis Ababa University on the history and current status of non indigenous fish in Ethiopia	6 000 00	0 00	6 000 00	0 00	0 00	0 00
FRANCE						
United Nations Educational Scientific and Cultural Organization 7 9 rue Eugene Delacroix 75116 Paris France						
for use by its Internatio al Institute for Educational Planning towa d the costs of the activities of the Association for the Development of Education in Africa in particula fo its wo ki g groups on no formal education on books and learning materials and on early childhood de elopment	0 00	160 000 00	80 000 00	0 00	0 00	80 000 00
GHANA						
Association of Af ica U i e siti s African Universities House Aviation Road Extension Airport Residential Area P O Box 5744 Accra North Ghana						
toward the costs of its continued restructuring and revitali ation	0 00	72 500 00	72 500 00	0 00	0 00	0 00
toward the costs of its project to de elop a database of African theses and dissertations	44 500 00	0 00	44 500 00	0 00	0 00	0 00
toward the costs of research and a workshop concerning the impact the World Trade Organization s General Agreement on Trade in Services will ha e on higher education to culminate in the Association s General Conference to be held in February 2005	0 00	12 500 00	12 500 00	0 00	0 00	0 00
toward the costs of the Conference of Rectors Vice Chancellors and Presidents of African Universities on the role of African institutions of higher education in building the African Union to be held in Mauritius March 2003	0 00	0 00	763 00	763 00	0 00	0 00

PROGRAM / COUNTRY / US STATE / Grantee Name(s) Person(s) or Institution(s) / Purpose	UNEXPENDED BALANCE AS OF 01-Jan 2004	APPROVED IN 2004	NET EXPENDITURES AS OF Dec 2004	LAPSES (Incl cancs & recens) IN 2004	REVERSIONS (Incl cancs & recens) IN 2004	UNEXPENDED BALANCE AS OF Dec 2004
AFRICA REGIONAL PROGRAM						
GHANA						
Forum for African Women Educationalists Ghana Chapter P O Box C1217 Cantonments Acc a Ghana						
for a project to train adolescent girls as peer educators and counselors on issues related to se ual maturation	**182 907 00**	**0 00**	**182 907 00**	**0 00**	**0 00**	**0 00**
toward the costs of institutionali ing its acti ities i girls ed cation i Ghana into national egional and district education programs and policies	**0 00**	**482 622 00**	**0 00**	**0 00**	**0 00**	**482 622 00**
INDEPTH Netwo k 9 Adenkum Loop Kanda P O Box KD 213 Accra Gha a						
fo a collaborati e research p og am with the U iversity of Pen syl ania s cens s a alysis project that will inform demographic and health policy in sub Sahara Africa	**75 400 00**	**0 00**	**75 400 00**	**0 00**	**0 00**	**0 00**
toward the costs of developing a demographic surveillance system manual for use by resource constrained countries to gain a better understanding of population dynamics	**45 100 00**	**0 00**	**45 100 00**	**0 00**	**0 00**	**0 00**
Ministry of Health Ghana P O Box M 44 Accra Gha a						
for the costs of a meeting to discuss how to de ise and implement an innovative efficient and sustainable demographic surveillance system in Ghana	**0 00**	**0 00**	**1 662 50**	**1 662 50**	**0 00**	**0 00**
KENYA						
AfriAfya AMREF KCO Building Wilson Airport P O Box 27576 Nairobi 00506 Kenya						
toward the costs of strengthe ing community based info matio systems for i c eased access to and utili atio of information for de elopment in Ke ya	**0 00**	**150 000 00**	**0 00**	**0 00**	**0 00**	**150 000 00**
African Economic Research Consortium Inc Third Floor Middle East Bank Towers Building Milimani Road PO Box 62882 Nairobi 00200 Kenya						
in general support of its mission to strengthen local capacity for conducting independent rigorous inquiry into the problems facing the management of economies in sub Saharan Africa	**0 00**	**720 000 00**	**240 000 00**	**0 00**	**0 00**	**480 000 00**

PROGRAM COUNTRY US STATE Grantee Name(s) Person(s) or Institution(s) Purpose	UNEXPENDED BALANCE AS OF 01-Ja 2004	APPROVED IN 2004	NET EXPENDITURES AS OF Dec 2004	LAPSES (Incl cancs & recens) IN 2004	REVERSIONS (Incl cancs & recens) IN 2004	UNEXPENDED BALANCE AS OF Dec 2004
AFRICA REGIONAL PROGRAM						
KENYA						
African Economic Research Consortium Inc						
to strengthen and help retain local capacity for economic policy research and policy management in sub Saharan Africa	200 000 00	0 00	200 000 00	0 00	0 00	0 00
toward the costs of an Af ica based collaborati e Ph D program to strengthe teaching and esearch capacity on the continent	250 000 00	0 00	250 000 00	0 00	0 00	0 00
toward the costs of an Africa based collaborative Ph D program to strengthen teaching research and economic policy capacity o the co tl e t	0 00	426 000 00	0 00	0 00	0 00	426 000 00
African Medical and Research Foundation P O Box 27691 00506 Nairobi Kenya						
toward the costs of developing a health information management system in Kenya	98 240 00	0 00	98 240 00	0 00	0 00	0 00
African Population and Health Research Centre Inc Shelter Afrique, 2nd Floor P O Box 10787 00100 GPO Nai obi Ke ya						
for general support	750 000 00	0 00	750 000 00	0 00	0 00	0 00
toward the costs of implementing the Nairobi Urban Health and Demographic Surveillance System, a tool for monitoring and evaluating the impact of various health interventions designed to impro e the well being of the urban poor	0 00	686 813 00	0 00	0 00	0 00	686 813 00
toward the costs of its project to provide the evidence base for effecti e interventions to impro e the well being of the urban poor in sub Saharan Africa	115 388 00	0 00	115 388 00	0 00	0 00	0 00
David Obura Coral Reef Degradation i the India Ocean P O Box 10135 Mombasa Kenya						
to enable him to conduct postdoctoral research with the Coral Reef Degradation in the Indian Ocean program on the use of participatory monitoring and research as ways of enhancing conservation of coastal resources in Kenya	24 800 00	0 00	0 00	0 00	0 00	24 800 00

PROGRAM COUNTRY US STATE Grantee Name(s) Person(s) or Institution(s) Purpose	UNEXPENDED BALANCE AS OF 01-Jan 2004	APPROVED IN 2004	NET EXPENDITURES AS OF Dec 2004	LAPSES (Incl ca cs & recens) IN 2004	REVERSIONS (Incl ca cs & recens) IN 2004	UNEXPENDED BALANCE AS OF Dec 2004
AFRICA REGIONAL PROGRAM						
KENYA						
Dorcas K Isutsa Department of Hortic ltu e Egerton Uni ersity P O Bo 536 Njoro Kenya						
to enable her to conduct postdoctoral research at Egerton University on the micropropagation and field performance of passion fruit in Kenya	**6 000 00**	**0 00**	**5 181 13**	**0 00**	**0 00**	**818 87**
Egerton U ı ersity P O Bo 536 Njoro 20107 Kenya						
for the costs of a collaborative project with Maseno University to produce reading materials on growing up and *sexual maturation for school children* in Kenya	**0 00**	**34 920 00**	**34 920 00**	**0 00**	**0 00**	**0 00**
toward the costs of its project to impro e teachers ndersta ding of and skills in teaching about the process of se ual maturation in order to e hance child en s etentio in primary schools in Ke ya	**0 00**	**0 00**	**2 897 49**	**2 897 49**	**0 00**	**0 00**
Forum for African Women Educationalists P O Bo 21394 00505 Nairobi Ke ya						
as final ge eral support of its mission to increase access to schooling for poor and ma gi all ed girls	**1 760 000 00**	**0 00**	**1 000 000 00**	**0 00**	**0 00**	**760 000 00**
Forum for Afnca Women Educationalists Kenya Chapter P O Bo 52597 00200 City Square Nairobi Kenya						
toward the costs of impleme ti g phas two of its p oject to c eate aw re ss amo g stakeholders bout the *impact of sexual maturation* on school attendance and performance in the Nairobi and Bondo districts of Kenya	**0 00**	**40 741 00**	**40 741 00**	**0 00**	**0 00**	**0 00**
Geoffrey M Rukunga Centre for Traditional Medicine and Drug Research Kenya Medical Research Institute P O Box 54840 *Nairobi Kenya*						
to enable him to conduct postdoctoral research at the Ke ya Medical Research Institute on herbal preparations used by traditional healers to treat malaria in Kenya	**6 001 05**	**0 00**	**5 867 19**	**133 86**	**0 00**	**0 00**

PROGRAM COUNTRY US STATE Grantee Name(s) Person(s) or Institution(s) Purpose	UNEXPENDED BALANCE AS OF 01-Jan 2004	APPROVED IN 2004	NET EXPENDITURES AS OF Dec 2004	LAPSES (incl cancs & recens) IN 2004	REVERSIONS (incl cancs & ecens) IN 2004	UNEXPENDED BALANCE AS OF Dec 2004
AFRICA REGIONAL PROGRAM						
KENYA						
Gitonga Nkanata Mburugu Department of Botany Kenyatta University P O Box 43844 Nairobi Ke y						
to enable him to conduct postdoctoral research at Kenyatta Uni ersity on increasing biological nitrogen fixation and grain yield in soybeans through the use of Bradyrhi obium inoculants and rock phosphate	**189 23**	**0 00**	**189 23**	**0 00**	**0 00**	**0 00**
Grace Mbagaya Department of Home Science and Technology Chepkoilel Campus Moi University P O Box 1125 Eldoret Kenya						
to enable her to conduct postdoctoral research at Moi Uni ersity on improving child nutrition in Marachi Central location in western Kenya	**6 000 86**	**0 00**	**5 882 42**	**118 44**	**0 00**	**0 00**
Institute of Policy Analysis and Research Limited 2nd Floor Norfolk Towers Kijabe Street/Harry Thuku Road Junction P O Bo 45843 GPO 00100 Nairobi Kenya						
towa d the costs of strengthening Kenya s Local Autho ities Service Deli ery Action Plan created to impro e service delivery in Ke ya's urban slum communities	**0 00**	**121 350 00**	**0 00**	**0 00**	**0 00**	**121 350 00**
International Li estock Research Institute Old Naivasha Road P O Box 30709 Nairobi 00100 Kenya						
for a project to utilize the Kenyan poverty mapping results to explore interactions between poverty and natural resource management	**110 000 00**	**0 00**	**0 00**	**0 00**	**0 00**	**110 000 00**
to de elop trai i g esou ces for effecti e teachi g of biometry t i siti i s b Sahar Af ica	**77 500 00**	**0 00**	**77 500 00**	**0 00**	**0 00**	**0 00**
toward the costs of producing, in collaboration with the Uganda Bureau of Statistics a technical report on poverty mapping analysis in Uganda	**0 00**	**61 000 00**	**61 000 00**	**0 00**	**0 00**	**0 00**

PROGRAM COUNTRY US STATE Grantee Name(s) Person(s) or Institution(s) Purpose	UNEXPENDED BALANCE AS OF 01-Jan 2004	APPROVED IN 2004	NET EXPENDITURES AS OF Dec 2004	LAPSES (Incl cancs & recens) IN 2004	REVERSIONS (Incl cancs & recens) IN 2004	UNEXPENDED BALANCE AS OF Dec 2004
AFRICA REGIONAL PROGRAM						
KENYA						
Judith Awino Otieno P O Bo 10017 Nairobi Ke ya **toward the costs of a research project on the causes of high dropout rates among girls in primary school in Marigat Division Baringo District Kenya**	454 00	0 00	0 00	0 00	0 00	454 00
Kenya Comm ity De elopment Foundation P O Bo 10501 00100 Nairobi Kenya **for research o indige ous philanthropic initiati es in Kenya, with the goal of enhancing the awareness of and participation of individuals and communities in local philanthropy to address poverty**	26 765 41	0 00	0 00	26 765 41	0 00	0 00
Kenya National Academy of Sciences P O Box 39450 00632 Nai obi Kenya **toward the costs of organi ing a series of public lectures to enhance awareness and management capacity on science and technology policy issues i Kenya**	0 00	7 574 00	7 574 00	0 00	0 00	0 00
Kenyatta U i ersity P O Bo 43844 00100 GPO Nairobi Kenya **In support of its work to de elop a new ision a d strategic pla for the Uni ersity that will strengthen its capacity for institutional reform**	0 00	149 900 00	149 900 00	0 00	0 00	0 00
Loise P W Gichuhi Uni ersity of Nairobi College of Education and External Studies P O Box 30197 Nairobi Kenya **toward the costs of a research project on fertility and child schooling in Kenya**	1 242 00	0 00	1 242 00	0 00	0 00	0 00
Ministry of Education Science and Technology Kenya P O Bo 30040 Nairobi Kenya **for use by its Kenya National Examinations Council for a project to monitor and assess the implementation of free primary education in Kenya by tracking enrollme t and attendance patterns of pupils in Kenyan primary schools**	0 00	80 300 00	0 00	0 00	0 00	80 300 00

PROGRAM COUNTRY US STATE Grantee Name(s) Person(s) or Institution(s) Purpose	UNEXPENDED BALANCE AS OF 01-Jan 2004	APPROVED IN 2004	NET EXPENDITURES AS OF Dec 2004	LAPSES (incl cancs & recens) IN 2004	REVERSIONS (i cl ca cs & recens) IN 2004	UNEXPENDED BALANCE AS OF Dec 2004
AFRICA REGIONAL PROGRAM						
KENYA						
Moi University P O Box 3900 Eldoret 30100 Kenya						
toward the costs of a joint project with Indiana University to create a web based version of electronic medical records that will serve as a critical tool in the battle against HIV/AIDS in Africa	**0 00**	**229 600 00**	**229 600 00**	**0 00**	**0 00**	**0 00**
Peter K Gathumbi Department of Vetennary Pathology U i sity f N i bi P O Bo 29053 Nairobi Kenya						
to enable him to conduct postdoctoral research at the Uni ersity of Nairobi on the efficacy and safety of medicinal plant extracts used to treat East Coast fe er in Kenya	**6 000 00**	**0 00**	**5 819 76**	**0 00**	**0 00**	**180 24**
Philip Wandahwa Department of Soil Science Egerton University P O Box 536 Njoro Kenya						
to enable him to conduct postdoctoral research at Egerton University on increasing soybean yields through soil fertility improvement and land use management in Kakamega District Kenya	**32 98**	**0 00**	**0 00**	**32 98**	**0 00**	**0 00**
Rural Outreach Program Argwings Kodhek Road Hurlingham Groove P O Box 29086 Nairobi Kenya						
toward the costs of a conference on capacity development for editors of African scholarly journals to be held in Nairobi December 2004	**0 00**	**23 131 00**	**23 131 00**	**0 00**	**0 00**	**0 00**
The Starehe Girls Centre P O Box 6847 00200 Nairobi Kenya						
toward the costs of creating a center of excellence to redress the imbalance of access to educational and leadership opportunities for adolescent girls from poor and margi ali ed commu ities in Kenya	**0 00**	**91 000 00**	**91 000 00**	**0 00**	**0 00**	**0 00**

PROGRAM COUNTRY US STATE Grantee Name(s) Person(s) or Institution(s) Purpose	UNEXPENDED BALANCE AS OF 01-Jan 2004	APPROVED IN 2004	NET EXPENDITURES AS OF Dec 2004	LAPSES (incl cancs & recens) IN 2004	REVERSIONS (incl cancs & recens) IN 2004	UNEXPENDED BALANCE AS OF Dec 2004
AFRICA REGIONAL PROGRAM						
KENYA						
Thomas F Nyaki Thoruwa Appropnate Technology Centre Kenyatta Uni ersity P O Bo 43844 Nairobi Kenya						
to enable him to conduct postdoctoral resea ch at Kenyatta Uni ersity o the de elopment and testing of a solar biomass drier for pyrethrum in Kenya	**9 531 00**	**0 00**	**3 531 00**	**0 00**	**0 00**	**6 000 00**
Wainmu Muita P O Bo 67357 00200 Nairobi Kenya						
to enable her to cond ct postdoctoral resea ch at Pop lation Comm nication Africa o sexuality sociali ation among pre teenage girls in Kenya	**12 319 00**	**0 00**	**6 319 00**	**0 00**	**0 00**	**6 000 00**
MALAWI						
Godwin M Zimba Department of Biology Chancellor College Uni ersity of Malawi P O Bo 280 Zomba Malawi						
to enable him to conduct postdoctoral research at the University of Malawi on control and management of Zonocerus elegans a major pest of cassava in Malawi	**478 89**	**0 00**	**0 00**	**478 89**	**0 00**	**0 00**
MOZAMBIQUE						
Universidade Católica de Moçambique Rua Marques de Soveral 960 Beira C P 821 Mozambique						
toward the cost of a master of arts program in economics and management	**25 000 00**	**0 00**	**25 000 00**	**0 00**	**0 00**	**0 00**
NIGERIA						
International Institute of Tropical Agriculture (Please mail all correspondence to IITA s address in the UK which you will find listed as its PRIOR ADDRESS) Ibadan Nigeria						
toward the costs of producing a CD ROM of the Collaborative Study of Cassava in Africa a multi country survey of cassa a production processing a d ma ket systems in Africa	**50 000 00**	**0 00**	**50 000 00**	**0 00**	**0 00**	**0 00**

PROGRAM COUNTRY US STATE Grantee Name(s) Person(s) or I stit tion(s) Purpose	UNEXPENDED BALANCE AS OF 01-Jan 2004	APPROVED IN 2004	NET EXPENDITURES AS OF Dec 2004	LAPSES (Incl cancs & rece s) IN 2004	REVERSIONS (Incl cancs & recens) IN 2004	UNEXPENDED BALANCE AS OF Dec 2004
AFRICA REGIONAL PROGRAM						
PERU						
International Potato Center Avenida La Molina 1895 PO Box 1558 Lima 12 Peru						
toward the costs of a workshop to strengthen linkages betwee agricultu e a d n trition policies and p ograms held in Nairobi Kenya Spring 2001	35 460 00	0 00	35 460 00	0 00	0 00	0 00
SOUTH AFRICA						
Council on Higher Education Didacta Building 211 Skinner St P O Box 13354 The Tramshed 0126 South Af ica						
toward the costs of a project to i itiate and institutionali e a triennial review of South African higher education	115 019 00	0 00	57 509 50	0 00	0 00	57 509 50
University of Cape Town Pn ate Bag Rondebosch 7701 Cape Town So th Africa						
for two components of its University Science, Humanities and Engineering Partnership in Africa the program administ atio costs of its central office and its program in intellectual property	236 508 00	0 00	0 00	0 00	0 00	236 508 00
toward the costs of expanding its program University Science Humanities and Engineering Partnerships in Africa into the area of food security	387 990 00	0 00	0 00	0 00	0 00	387 990 00
toward the costs of its African Gender Institute s associates program to strengthen esources for gender eq ity	198 000 00	0 00	106 000 00	0 00	0 00	92 000 00
University of the Western Cape Private Bag X17 Bellville 7535 South Africa						
for use by its School of Public Health for a pilot study that will assist the Ta a lan Mi istry of Health to ha ce its health information system by conducting routine waiting time and quality of care surveys in health care facilities	0 00	295 000 00	0 00	0 00	0 00	295 000 00
for use by its School of Public Health toward the costs of de elopi g an i tegrated health i fo matio syst m a d an eq ity reso rce allocation tool that will be sustainable a d assist in impro i g health services i s b Sahara Af ica	214 250 00	0 00	0 00	0 00	0 00	214 250 00
toward the costs of its Africa wide master s program in higher education studies	50 000 00	0 00	50 000 00	0 00	0 00	0 00

PROGRAM COUNTRY US STATE Grantee Name(s) Person(s) or Institution(s) Purpose	UNEXPENDED BALANCE AS OF 01-Jan 2004	APPROVED IN 2004	NET EXPENDITURES AS OF Dec 2004	LAPSES (incl cancs & recens) IN 2004	REVERSIONS (incl cancs & recens) IN 2004	UNEXPENDED BALANCE AS OF Dec 2004
AFRICA REGIONAL PROGRAM						
SOUTH AFRICA						
Vikash Sewram PROMEC Unit Medical Research Council P O Box 19070 Tygerberg 7505 South Africa						
to e able him to cond ct postdocto al resea ch at the Medical Research Council of South Africa on dietary and medicinal wild plants as risk factors for esophageal cancer	**6 000 00**	**0 00**	**6 000 00**	**0 00**	**0 00**	**0 00**
TANZANIA						
Amos Enock Majule Institute of Resources Assessment University of Dar es Salaam P O Box 35097 Dar es Salaam Tanza ia						
to enable him to co duct postdocto al research at the University of Dar es Salaam on restoring soil fertility in cashew produci g areas of Southe n Tan ania	**6 000 00**	**0 00**	**0 00**	**0 00**	**0 00**	**6 000 00**
Open Uni ersity of Tan ania P O Bo 23409 Dar es Salaam Tan ania						
toward the costs of its community economic de elopment program a joint initiati e with Southern New Hampshire University to study the impact of and future demand for the program and to pilot an information and communication technologies mediated teaching and learning system	**0 00**	**90 000 00**	**90 000 00**	**0 00**	**0 00**	**0 00**
Sokoine Uni ersity of Agriculture P O Box 3000 Ch o Kikuu Morogoro Tan ania						
toward the costs of its project to generate information for food a d nutrition planning and policymaking in Tanzania	**172 846 00**	**0 00**	**0 00**	**0 00**	**0 00**	**172 846 00**
University of Dar es Salaam P O Box 35091 Dar es Salaam Tan ania						
toward the costs of establishing a fund to encourage within its faculties inno ations that conceptualize and pilot new ways of supporting the national framework for po erty reduction	**0 00**	**300 000 00**	**0 00**	**0 00**	**0 00**	**300 000 00**

PROGRAM COUNTRY US STATE Grantee Name(s) Person(s) or Institution(s) Purpose	UNEXPENDED BALANCE AS OF 01 Jan 2004	APPROVED IN 2004	NET EXPENDITURES AS OF Dec 2004	LAPSES (Incl cancs & recens) IN 2004	REVERSIONS (Incl cancs & recens) IN 2004	UNEXPENDED BALANCE AS OF Dec 2004
AFRICA REGIONAL PROGRAM						
UGANDA						
Cotton Products (U) Ltd Plot 30A Kibira Road P O Bo 927 Kamp l Ug d						
toward the costs of a project to explore using Vietnamese technology to make affordable prod cts available to girls and women in Uganda for feminine hygiene protection	0 00	0 00	230 20	230 20	0 00	0 00
Economic Policy Research Centre Plot 51 Pool Road Makerere University P O Box 7841 Kampala Uganda						
toward the costs of a scoping study to assess the effecti eness of deli ery systems for HIV/AIDS therapy in Uganda	0 00	65 030 00	65 030 00	0 00	0 00	0 00
toward the costs of further development of the Local Government Information Communication System created to enhance integrated planning at the district level in Uganda	0 00	460 000 00	315 000 00	0 00	0 00	145 000 00
Forum for Af ican Women Educationalists Uganda Chapter P O Box 24117 Kampala Uganda						
toward the costs of bridging the gender gap in girls education in Uganda by increasing the retention performance and achievement of primary school pupils especially girls in five districts	0 00	175 595 00	0 00	0 00	0 00	175 595 00
Makerere University P O Bo 7062 Kampala Uga da						
for a planning grant to integrate the tools and results from its literacy norms and sexual maturation projects into interventions for the Uganda teacher and primary education systems	279 652 00	0 00	279 652 00	0 00	0 00	0 00
for consultants to facilitate its process of institutional transformation related to capacity building for decentralization	333 375 00	0 00	333 375 00	0 00	0 00	0 00
for the costs of a consultant to serve as a visiting member of its Innovation at Makerere Committee and to undertake other activities related to capacity building for decentralization	0 00	96 000 00	0 00	0 00	96 000 00	0 00
for the costs of a study to examine current practices for and to make recommendations for interventions to improve literacy development in primary schools in Uganda	158 872 00	0 00	158 872 00	0 00	0 00	0 00
for the costs of a study to examine current practices for and to make recommendations for interventions to improve literacy development in primary schools in Uganda	0 00	19 447 00	19 447 00	0 00	0 00	0 00

PROGRAM COUNTRY US STATE Grantee Name(s) Person(s) or Institution(s) Purpose	UNEXPENDED BALANCE AS OF 01-Jan 2004	APPROVED IN 2004	NET EXPENDITURES AS OF Dec 2004	LAPSES (incl cancs & recens) IN 2004	REVERSIONS (incl cancs & rece s) IN 2004	UNEXPENDED BALANCE AS OF Dec 2004
AFRICA REGIONAL PROGRAM						
UGANDA						
Makerere University						
for use by its Faculty of Technology toward the costs of developing a prototype machine to produce sanitary pads that are affordable to poor school gi ls	78 000 00	0 00	52 000 00	0 00	0 00	26 000 00
fo se by its I stit te of Public Health to de elop impro ed methods of pop lation based data collection and analysis for decisionmaking and planning in Uganda's health system	0 00	63 375 00	63 375 00	0 00	0 00	0 00
in support of a study to determine the economic conseq e ces of malaria on rural households in Uganda	0 00	99 649 00	50 226 00	0 00	0 00	49 423 00
toward the costs of a p oject that will doc ment skills and methods for tral ing children i readi g a d writing at the lower primary school level in Uga da	0 00	39 790 00	39 790 00	0 00	0 00	0 00
toward the costs of a Very Small Aperture Terminal system to increase the University s bandwidth capacity enabling acc ss to global info mation resou ces a d i creasi g the efficie cy a d effecti eness of research and research li kages	0 00	65 000 00	65 000 00	0 00	0 00	0 00
toward the costs of documenting the institution s transformation 1990 to 2003	62 915 00	0 00	62 915 00	0 00	0 00	0 00
toward the costs of its project to produce norms in English literacy for primary schools in Uganda	183 382 00	0 00	183 382 00	0 00	0 00	0 00
toward the costs of its project to produce norms in English literacy for primary schools in Uganda	25 000 00	0 00	25 000 00	0 00	0 00	0 00
toward the costs of its revitalization as an institution that can nourish Uganda s social, economic, and political transformation in the 21st century and address the human capacity and research needs of decentralization	0 00	2 000 000 00	1 000 000 00	0 00	0 00	1 000 000 00
toward the costs of its revitalization as an institution that can nourish Uganda s social, political and economic transformation in the 21st century and address the human capacity and research needs of decentralization	1 750 000 00	0 00	1 750 000 00	0 00	0 00	0 00
Ministry of Finance Planni g and Economic Development Uganda P O Box 2666 Kampala Uganda						
for use by its Population Secretariat for acti ities aimed at enhancing utilization of data and information for district planning and service delivery in Uganda	0 00	298 582 00	0 00	0 00	0 00	298 582 00

PROGRAM COUNTRY US STATE Grantee Name(s) Person(s) or Institution(s) Purpose	UNEXPENDED BALANCE AS OF 01-Jan 2004	APPROVED IN 2004	NET EXPENDITURES AS OF Dec 2004	LAPSES (incl cancs & recens) IN 2004	REVERSIONS (incl cancs & recens) IN 2004	UNEXPENDED BALANCE AS OF Dec 2004
AFRICA REGIONAL PROGRAM						
UGANDA						
Ministry of Finance Planning and Economic Development Uganda						
for use by its Population Secretariat for activities designed to build national consensus in support of policy de elopment and community action for a sustainable school feeding program in Uganda	40 897 00	0 00	40 897 00	0 00	0 00	0 00
Moses Kizza Musaa i P O Box 21049 Kampala Uganda						
for a project to develop environmentally sound technology that will facilitate the pro ision of gender sensitive sanitatio facilities i p imary schools in Uganda thereby assisti g in the ffecti e ma agement of s al mat ation and promoting better hygiene i those schools	8 000 00	0 00	8 000 00	0 00	0 00	0 00
National Agricultural Research Organisation Plot 3, Lugard Avenue P O Box 295 Entebbe Uganda						
toward the costs of creating a data management system for its National Banana Research Programme in Uganda	74 159 00	0 00	40 000 00	0 00	0 00	34 159 00
National Council for Higher Education 34 Cavers Crescent P O Box 76 Kyambogo Kampala Uganda						
toward the costs of its project to develop the capacity of its members to effectively regulate the Uganda higher education system and to conduct a detailed mapping of tertiary institutions in Uganda	214 250 00	0 00	214 250 00	0 00	0 00	0 00
Uganda Rural Development and Training Programme Ambassador House Kampala Road P O Box 16253 Kampala Uganda						
toward the costs of its project on education and communication for social transformation an approach to poverty eradication and women s empowerment in Kibaale District Uganda	275 267 00	0 00	275 267 00	0 00	0 00	0 00
William Wamala Wagoire Namulonge Agricultural and Animal Production Research Institute Kalengyere Research Station P O Bo 722 Kabale Uganda						
to enable him to conduct postdoctoral research at the Namulonge Agricultural and Animal Production Research Institute on the generation and dissemination of improved wheat production technology in Uganda	0 07	0 00	0 07	0 00	0 00	0 00

PROGRAM COUNTRY US STATE Grantee Name(s) Person(s) or Institution(s) Purpose	UNEXPENDED BALANCE AS OF 01-Jan 2004	APPROVED IN 2004	NET EXPENDITURES AS OF Dec 2004	LAPSES (incl cancs & recens) IN 2004	REVERSIONS (incl cancs & recens) IN 2004	UNEXPENDED BALANCE AS OF Dec 2004
AFRICA REGIONAL PROGRAM						
UNITED KINGDOM						
Link Community Development Unit 39 Kings Exchange Business Village Tileyard Road N7 9AH Londo United Ki gdom						
In support of its project to develop and implement a system of information management in education in Uganda	**0 00**	**221 442 00**	**111 189 00**	**0 00**	**0 00**	**110 253 00**
ZAMBIA						
Victor Konde Chemistry Department School of Natural Sciences University of Zambia P O Box 32379 Lusaka Zambia						
to enable him to conduct postdoctoral research at the University of Zambia on the molecular genetic characterization of Plasmodia spp Isolates and their tolerance to anti malarial drugs	**6 000 00**	**0 00**	**6 000 00**	**0 00**	**0 00**	**0 00**
ZIMBABWE						
Africa University P O Bo 1320 M ta e Zimbabwe						
toward the costs of operationalizing the academic programs of its Institute of Peace Leadership and Governance	**171 000 00**	**0 00**	**171 000 00**	**0 00**	**0 00**	**0 00**
David Wilson University of Zimbabwe Psychology Department Box MP839 Mt Pleasant Harare Zimbabwe						
to enable him to conduct postdoctoral research at the U I ersity of Zimbabwe o the effecti e ess of a peer mediated AIDS pre ention program among secondary school students in Zimbabwe	**23 452 00**	**0 00**	**0 00**	**0 00**	**0 00**	**23 452 00**
Forum for Afncan Women Educators Zimbabwe Chapter Belvedere Technical Teachers College 1 Harvard Road P O Box MP 1058 Mount Pleasant Harare Zimbabwe						
toward the costs of a pilot p oj ct desig ed to address the psycho social needs of o phans a d uine able children in primary schools in Zimbabwe	**11 821 00**	**0 00**	**11 821 00**	**0 00**	**0 00**	**0 00**

PROGRAM COUNTRY US STATE Grantee Name(s) Person(s) or Institution(s) Purpose	UNEXPENDED BALANCE AS OF 01-Jan 2004	APPROVED IN 2004	NET EXPENDITURES AS OF Dec 2004	LAPSES (incl cancs & recens) IN 2004	REVERSIONS (incl cancs & rece s) IN 2004	UNEXPENDED BALANCE AS OF Dec 2004
AFRICA REGIONAL PROGRAM						
ZIMBABWE						
Midlands State University P Bag 9055 Gweru Zimbabwe						
toward the costs of its project to improve teachers understanding of and skills in teaching about the process of sexual maturation in order to enhance children s retention in primary schools in Zimbabwe	**29 402 00**	**0 00**	**29 402 00**	**0 00**	**0 00**	**0 00**
Uni ersity of Zimbabwe P O Box MP 167 Mount Pleasant Harare Zimbabwe						
for a pla ing grant to integrate the implementation of its projects on improving English literacy proficiency and the management of sexual maturation into teacher education and primary school curricula in Zimbabwe	**69 437 00**	**0 00**	**69 437 00**	**0 00**	**0 00**	**0 00**
for publication of the case studies in Kenya Uganda and Zimbabwe on life skills and sexual maturation as they affect girls access to and participation in education	**21 322 60**	**0 00**	**19 499 00**	**1 823 60**	**0 00**	**0 00**
toward the costs of a project to produce norms in English literacy for primary schools in Zimbabwe	**100 278 88**	**0 00**	**100 278 88**	**0 00**	**0 00**	**0 00**
toward the cost of a p oject to p oduce no ms in E gli h lite acy for p imary schools in Zimbabwe	**18 000 00**	**0 00**	**-40 000 00**	**0 00**	**0 00**	**22 000 00**
toward the costs of its project to impro e teachers understanding of and skills in teaching about the process of sexual maturation in order to enhance children s retention in primary schools in Zimbabwe	**53 820 00**	**0 00**	**35 460 00**	**0 00**	**0 00**	**18 360 00**
Zimbabwe Book De elopment Council Trust Ngano House 2 Durban Road, Avondale P O Bo A 247 A ondale Harare Zimbabwe						
toward the costs of its project to promote in Zimbabwe the habit and practice of reading from early childhood	**58 200 00**	**0 00**	**58 200 00**	**0 00**	**0 00**	**0 00**
UNITED STATES						
CALIFORNIA						
Tides Center The Presidio P O Box 29907 San Francisco California 94129 0907						
toward the costs of its project the African Grantmakers Affinity Group for support of its mission to build and strengthen partnerships among grantmakers working in Africa	**0 00**	**50 000 00**	**0 00**	**0 00**	**0 00**	**50 000 00**

PROGRAM COUNTRY US STATE Grantee Name(s) Person(s) or Institution(s) Purpose	UNEXPENDED BALANCE AS OF 01-Jan 2004	APPROVED IN 2004	NET EXPENDITURES AS OF Dec 2004	LAPSES (Incl cancs & recens) IN 2004	REVERSIONS (Incl cancs & recens) IN 2004	UNEXPENDED BALANCE AS OF Dec 2004
AFRICA REGIONAL PROGRAM						
UNITED STATES						
CALIFORNIA						
Tides Center						
toward the costs of its project the African Grantmakers Affinity Group for support of its mission to increase learning and collaboration among U S foundations making grants on the African continent	**25 000 00**	**0 00**	**25 000 00**	**0 00**	**0 00**	**0 00**
WASHINGTON DC						
Af ican Wildlife Fo ndation 1400 Si teenth Street N W Suite 120 Washi gto DC 20036						
for the development of a Geographic Information System for use in landscape le el planni g and conservation intervention in East and southern Africa	**53 340 00**	**0 00**	**53 340 00**	**0 00**	**0 00**	**0 00**
Aga Khan Foundation U S A 1825 K Street NW Suite 901 Washingto DC 20006						
toward the costs of a project to facilitate the de elopment and implementation in four districts of Coast Province Kenya of a reliable and efficient health management information system that has the potential of being adopted as a prototype for the whole country	**157 255 00**	**0 00**	**157 255 00**	**0 00**	**0 00**	**0 00**
International Food Policy Research Institute 2033 K Street N W S ite 400 Washington DC 20006 1002						
In support of a regional network of agricultural and health institutions in eastern Africa in the conduct of research capacity strengthening and policy communications on the two way interactions between HIV/AIDS and food security	**0 00**	**670 000 00**	**335 000 00**	**0 00**	**0 00**	**335 000 00**
to u dertake a spatial mapping of poverty and malnutrition in Tan ania through the 1990s and e aluate the impact of agricultural market reforms on spatial and temporal patterns of poverty	**80 606 00**	**0 00**	**0 00**	**0 00**	**0 00**	**80 606 00**
ILLINOIS						
Jean Mianikpo Sogbedji 1922 South Orchard Street Apt D (Benin) Urbana Illinois 61801						
to enable him to conduct postdoctoral research at the University of Benin on sustaining maize yields in smallholder cropping systems in Togo	**6 000 30**	**0 00**	**5 975 58**	**24 72**	**0 00**	**0 00**

PROGRAM COUNTRY US STATE Grantee Name(s) Person(s) or Institution(s) Purpose	UNEXPENDED BALANCE AS OF 01-Jan 2004	APPROVED IN 2004	NET EXPENDITURES AS OF Dec 2004	LAPSES (incl cancs & recens) IN 2004	REVERSIONS (incl cancs & recens) IN 2004	UNEXPENDED BALANCE AS OF Dec 2004
AFRICA REGIONAL PROGRAM						
UNITED STATES						
MASSACHUSETTS						
Boston College 140 Commonwealth Avenue Chestnut Hill Massach setts 02167 3807						
for use by its Center for International Higher Education toward the costs of a joint project with the Council for the Development of Social Science Research in Africa Senegal to launch the Journal of Higher Education in Africa	**94 036 00**	**0 00**	**45 717 00**	**0 00**	**0 00**	**48 319 00**
NEW YORK						
The American Uni ersity in Cairo 420 Fifth A Third Floor New York New York 10018						
for use by its Institute for Gender and Women s Studies to explore university linkages in the field of gender and women s studies i sub Saharan Africa	**0 00**	**0 00**	**1 668 28**	**1 668 28**	**0 00**	**0 00**
NORTH CAROLINA						
Ipas 300 Market Street Suite 200 Chapel Hill North Carolina 27516						
for se by its Af ica regional office to address unsafe abortion in Africa through e idence based policy and practice	**99 500 00**	**0 00**	**66 400 00**	**0 00**	**0 00**	**33 100 00**
WISCONSIN						
Uni ersity of Wisconsin Stevens Point 1801 Franklin Street Stevens Point Wisconsin 54481						
for a collaborative project with Makerere Uni ersity and the Regional Universities Forum for Capacity Building in Agriculture to integrate the use of geographic information systems into local government planning in Uganda	**0 00**	**356 103 00**	**0 00**	**0 00**	**0 00**	**356 103 00**
GENERAL FOUNDATION ADMINISTERED PROJECTS						
for administrative costs associated with the Information for De elopment area of work	**20 179 81**	**0 00**	**5 700 00**	**14 479 81**	**0 00**	**0 00**
for administrative expenses of the Information for Development program	**195 456 15**	**0 00**	**53 970 99**	**0 00**	**0 00**	**141 485 16**
for administrative expenses of the Quality Education for Social Transformation program	**102 193 37**	**0 00**	**44 708 39**	**0 00**	**0 00**	**57 484 98**

PROGRAM COUNTRY US STATE Grantee Name(s) Person(s) or Institution(s) Purpose	UNEXPENDED BALANCE AS OF 01-Jan 2004	APPROVED IN 2004	NET EXPENDITURES AS OF Dec 2004	LAPSES (incl cancs & recens) IN 2004	REVERSIONS (i cl cancs & recens) IN 2004	UNEXPENDED BALANCE AS OF Dec 2004
AFRICA REGIONAL PROGRAM						
GENERAL FOUNDATION ADMINISTERED PROJECTS						
for administrative expenses of the Quality Education for Social Transformation program	247 153 56	0 00	41 060 78	0 00	0 00	206 092 78
for the costs of an e ploration on promoting private public partnerships for social development to impro e the lives and livelihoods of the poor in sub Saharan Africa	648 07	0 00	0 00	648 07	0 00	0 00
I s pport of acti ities that will raise the profile and imp o e the conceptual base of the Foundation s work i h man d instit tio al pa ity b ildi g	0 00	99 000 00	0 00	0 00	0 00	99 000 00
toward the cost of studies of the highe education system i Uganda that will facilitate linkages between Make ere University and other tertiary i stitutio s in Uganda to meet the trai ing needs related to decentrali ation	7 567 00	0 00	7 567 00	0 00	0 00	0 00
toward the costs of a series of workshops seminars, analytical case studies and consultancies to help strengthen selected African universities and to build their capacity to contribute more effectively to national de elopment	289 955 68	0 00	211 518 24	0 00	0 00	78 437 44
toward the costs of meetings seminars publications communications, evaluations and consultancies associated with the acti ities of the Foundation Partnership for Higher Education in Africa	206 500 00	0 00	7 000 00	0 00	0 00	199 500 00
toward the costs of program development workshops and consultancies to assist in the preparation of an updated Africa Regional Program Strategy	0 00	55 000 00	5 120 34	0 00	0 00	49 879 66
toward the costs of providing technical assistance to activities funded under the Foundation s Africa Regional Program	50 000 00	0 00	0 00	0 00	0 00	50 000 00
TOTAL 127 AFRICA REGIONAL PROGRAM	11 532 063 31	9 128 964 00	11 290 116 43	51 727 25	96 000 00	9 223 183 63

PROGRAM COUNTRY US STATE Grantee Name(s) Person(s) or Institution(s) Purpose	UNEXPENDED BALANCE AS OF 01-Jan 2004	APPROVED IN 2004	NET EXPENDITURES AS OF Dec 2004	LAPSES (Incl cancs & recens) IN 2004	REVERSIONS (Incl cancs & recens) IN 2004	UNEXPENDED BALANCE AS OF Dec 2004
AFRICAN INITIATIVES						
BURKINA FASO						
Christine Ouedraogo Unité d Enseignement et de Recherche en Démographie (UERD) BP 7118 Ouagadougou Burki a Faso						
to enable her to conduct research at Unité d Enseignement et de Reche che en Démographie (UERD) o how loans empower women in Bazega i rural Burkina Faso	9 029 32	0 00	0 00	0 00	9 029 32	0 00
University of Ouagadougou 03 BP 7118 Ouagadougou 03 Burkina Faso						
for administrative costs associated with Paulin Coulibaly s dissertation research	2 500 00	0 00	0 00	0 00	2 500 00	0 00
ENGLAND						
Institute of Development Studies Uni ersity of Sussex Brighton BN1 9RE England						
toward the costs of a book on gender and primary schooling in Africa	0 00	0 00	2 316 00	0 00	2 316 00	0 00
ETHIOPIA						
Yohannes Kebede Ethiopia						
to enable research at the Alemaya University of Agriculture	118 62	0 00	0 00	0 00	118 62	0 00
FRANCE						
United Nations Educational Scientific and Cultural Organization 7 9 rue Eugene Delacroix 75116 Pans France						
for use by its International Institute for Educational Planning to support the activities of the Association for the Development of Education in Africa	0 00	0 00	5 94	0 00	5 94	0 00

PROGRAM / COUNTRY / US STATE / Grantee Name(s) Person(s) or Institution(s) / Purpose	UNEXPENDED BALANCE AS OF 01 Jan 2004	APPROVED IN 2004	NET EXPENDITURES AS OF Dec 2004	LAPSES (incl cancs & recens) IN 2004	REVERSIONS (incl cancs & recens) IN 2004	UNEXPENDED BALANCE AS OF Dec 2004
AFRICAN INITIATIVES						
GHANA						
Kosi Semebia Awuma Cape Coast Ghana						
to enable him to conduct research on the topic Spatial characterization and nutritional stratification of grazinglands in the Guinea and Sudan savanna ones of Gha a	**5 500 00**	**0 00**	**0 00**	**0 00**	**5 500 00**	**0 00**
KENYA						
Andrew Wamalwa Yasindi Njoro Kenya						
to enable him to conduct esearch on the topic The ecology of ciliates in three East African Rift Valley lakes Naivasha Sonacha and Elementeita	**5 500 00**	**0 00**	**0 00**	**0 00**	**5 500 00**	**0 00**
Forum for African Women Educationalists P O Bo 21394 00505 Nairobi Ke ya						
to prepare options papers for the nine African countries studied under the Strategic Resource Planning project for girls education	**900 00**	**0 00**	**0 00**	**0 00**	**900 00**	**0 00**
Francis N Wegulo Geography Department Egerton University P O Bo 536 Njoro Kenya						
to enable him to conduct postdoctoral research at Egerton Uni ersity on energy and de elopment in rural areas of Ke ya	**687 01**	**0 00**	**0 00**	**0 00**	**687 01**	**0 00**
Githin Stephen Mwangi Senior Lecturer Department of Crop Science Kabete Campus *University of Nai obi* P O Box 30197 Nairobi Kenya						
to enable him to conduct post doctoral research at the International Centre of Insect Physiology and Ecology using linkage mapping of the main cowpea pest resistant genes	**19 921 50**	**0 00**	**13 920 50**	**0 00**	**6 001 00**	**0 00**

PROGRAM COUNTRY US STATE Grantee Name(s) Person(s) or Institution(s) Purpose	UNEXPENDED BALANCE AS OF 01-Jan 2004	APPROVED IN 2004	NET EXPENDITURES AS OF Dec 2004	LAPSES (Incl cancs & recens) IN 2004	REVERSIONS (Incl cancs & recens) IN 2004	UNEXPENDED BALANCE AS OF Dec 2004
AFRICAN INITIATIVES						
KENYA						
Jackson Kung u Kenya Agricultural Research Institute National Agricultural Research Laboratories P O Bo 14733 Nai obi Kenya						
to enable him to conduct postdoctoral research at the Kenya Agric ltural Research Institute on the fung s causing gray leaf spot of mal e in Kenya	32 000 00	0 00	0 00	0 00	32 000 00	0 00
John Maingi Kenya						
to enable him to conduct research at the Kenya Forestry Research Institute, Nairobi on the topic Land Use and Vegetatio Change in Response to River Basi Development in the Lower Tana Basin of Eastern Kenya	85 29	0 00	0 00	0 00	85 29	0 00
Justina Mbugua Kenya						
for her research project on strategies adopted by rural women i Kenya to obtain access to educational resources	8 829 00	0 00	0 00	0 00	8 829 00	0 00
Louis Mumera Egerton University P O Box 536 Njoro Kenya						
to enable him to conduct postdoctoral research at Egerton Uni ersity on soil fertility replenishment and weed control in maize based cropping systems in western Kenya	6 000 00	0 00	6 000 00	0 00	0 00	0 00
Meleckid edeck Khayesi P O Box 43844 Nairobi Kenya						
to enable him to conduct postdoctoral research at Kenyatta Uni ersity on the socio economic determinants of the ability to cope with the consequences of road traffic accidents in Kenya	6 000 50	0 00	5 291 66	0 00	708 84	0 00
MALAWI						
University of Malawi P O Box 278 Zomba Malawi						
for its Minds Across Africa School Clubs project	4 598 19	0 00	0 00	0 00	4 598 19	0 00

PROGRAM COUNTRY US STATE Grantee Name(s) Person(s) or Institution(s) Purpose	UNEXPENDED BALANCE AS OF 01-Jan 2004	APPROVED IN 2004	NET EXPENDITURES AS OF Dec 2004	LAPSES (Incl cancs & recens) IN 2004	REVERSIONS (Incl cancs & recens) IN 2004	UNEXPENDED BALANCE AS OF Dec 2004
AFRICAN INITIATIVES						
MALAWI						
University of Malawi **r sea ch s pport Lewis Mtonga**	2 500 00	0 00	0 00	0 00	2 500 00	0 00
Wildlife Society of Malawi P O Box 1429 Blantyre Malawi **fo its e vlro mental ed cation project in the Chikwawa district of Malawi**	2 982 47	0 00	0 00	0 00	2 982 47	0 00
MALI						
Association Malienne pour l Appui à la Scolarisation et à l Éducation des Filles BP E 1366 Bamako Mali **toward the costs of two activities research on the role of female teachers in girls education and capacity building for its members**	0 00	0 00	117 00	0 00	117 00	0 00
Institut du Sahel B P 1530 Bamako Mali **for administrative costs associated with Nafissatou Diop Sidibé s research**	2 500 00	0 00	0 00	0 00	0 00	2 500 00
MOZAMBIQUE						
Uni ersidade Edoardo Mondlane P O Bo 257 Maputo Mo ambique **research support Arlindo Chilundo**	2 500 00	0 00	0 00	0 00	2 500 00	0 00
NIGERIA						
Center for Advanced Social Science Private Mail Bag 6225 Port Harcourt Nigeria **for administrative costs associated with Boye Ejobowah s dissertation research**	2 500 00	0 00	0 00	0 00	2 500 00	0 00

PROGRAM COUNTRY US STATE Grantee Name(s) Person(s) or Institution(s) Purpose	UNEXPENDED BALANCE AS OF 01 Jan 2004	APPROVED IN 2004	NET EXPENDITURES AS OF Dec 2004	LAPSES (I cl cancs & recens) IN 2004	REVERSIONS (incl cancs & recens) IN 2004	UNEXPENDED BALANCE AS OF Dec 2004
AFRICAN INITIATIVES						
SOUTH AFRICA						
Nithiseelan Rajen Naidoo Congella So th Africa						
to enable him to conduct research on the topic Respiratory health among South African coal miners	**5 500 00**	**0 00**	**0 00**	**0 00**	**5 500 00**	**0 00**
University of Cape Town P ivate Bag Rondebosch 7701 Cape Town South Africa						
for administrative costs associated with Bool Themeli s research	**2 500 00**	**0 00**	**0 00**	**0 00**	**2 500 00**	**0 00**
SUDAN						
Siddig El Tayeb Muneer Department of Rural Economy Faculty of Agriculture University of Khartoum Khartoum Sudan						
for his research project on the magnitude and determinants of gender disparity in basic education in Northern Kordofan State S dan	**2 611 00**	**0 00**	**0 00**	**0 00**	**2 611 00**	**0 00**
Uppe Nile Uni ersity Sudan						
research support Aker Julia Duany	**2 500 00**	**0 00**	**0 00**	**0 00**	**2 500 00**	**0 00**
TANZANIA						
Paul Manda University of Dar es Salaam P O Box 35092 Dar es Salaam Tanzania						
to enable him to conduct postdoctoral research at the University of Dar es Salaam on the relationship between modern contraceptive use and women s empowerment in Dodoma Municipality Tanzania	**597 65**	**0 00**	**0 00**	**0 00**	**597 65**	**0 00**
UGANDA						
Joseph Oryokot National Agricultural Ad isory Services P O Box 25235 Kampala Uganda						
to enable him to conduct postdoctoral research at Makerere Uni ersity on the use of animal draught technology to improve weed management in finger millet in Uganda	**6 000 00**	**0 00**	**0 00**	**0 00**	**0 00**	**6 000 00**

PROGRAM COUNTRY US STATE Grantee Name(s) Pe so (s) o I stit tion(s) Purpose	UNEXPENDED BALANCE AS OF 01-Jan 2004	APPROVED IN 2004	NET EXPENDITURES AS OF Dec 2004	LAPSES (incl cancs & rece s) IN 2004	REVERSIONS (incl ca cs & ece) IN 2004	UNEXPENDED BALANCE AS OF Dec 2004
AFRICAN INITIATIVES						
UGANDA						
Wilberforce Tushemereirwe Kawanda Agricultural Research I stitute (KARI) National Agricultural Research Organisation (NARO) P O Bo 7065 Kampala Uganda						
to enable him to conduct postdoctoral research at the Kawanda Agricultural Research Institute Uganda on the effect of banana leaf speckle on yield in East African highland bananas	**6 000 00**	**0 00**	**6 000 00**	**0 00**	**0 00**	**0 00**
ZIMBABWE						
Owen Mandiringana Zimbabwe						
to enable resea ch at the Zimbabw Mi istry of Ag icult re o the topic Relating Water a d Solute Mo eme t i Soils to their Basic Physical a d Chemical Characteristics	**1 368 54**	**0 00**	**0 00**	**0 00**	**1 368 54**	**0 00**
Solomon Mombesho a Department of Sociology University of Zimbabwe P O Bo MP 167 Harare Zimbabwe						
to ble him to o d t postdo to l s a ch t th U i sity of Zimb bw o th impact of Zimb bw s economic reform program on women in rural Zimbabwe	**6 000 00**	**0 00**	**0 00**	**0 00**	**0 00**	**6 000 00**
UNITED STATES						
MICHIGAN						
Michigan State Uni ersity 450 Administration Buildi g East Lansing Michiga 48824 1046						
to enable Dr David Robinson advisor to Kalala Ngalamulume to confer with him during his dissertation research in Senegal	**1 420 93**	**0 00**	**0 00**	**0 00**	**1 420 93**	**0 00**
NEW YORK						
Co nell U i ersity 300 Day Hall Ithaca New Yo k 14853						
***toward the costs of a seminar Economic Reform and Investment in Education in Francophone Africa:* Assessment of the Current State and Strategies for an Effective Response to the Challenges of the 21st Century**	**0 00**	**0 00**	**177 80**	**177 80**	**0 00**	**0 00**

PROGRAM COUNTRY US STATE Grantee Name(s) Person(s) or Institution(s) Purpose	UNEXPENDED BALANCE AS OF 01-Jan 2004	APPROVED IN 2004	NET EXPENDITURES AS OF Dec 2004	LAPSES (incl cancs & recens) IN 2004	REVERSIONS (incl cancs & recens) IN 2004	UNEXPENDED BALANCE AS OF Dec 2004
AFRICAN INITIATIVES						
GENERAL FOUNDATION ADMINISTERED PROJECTS						
for administrative costs of the ACA program	54 552 15	0 00	0 00	0 00	54 552 15	0 00
for administrative expenses of the Female Participation in Education in Africa program	14 366 12	0 00	0 00	0 00	14 366 12	0 00
for administratives costs of the African Career Awards p ogram	3 277 11	0 00	0 00	0 00	3 277 11	0 00
for an exploration of viable ways for the Foundation to contribute to human capacity building in Africa and other developing regions especially in regard to issues in higher education	6 265 46	0 00	0 00	265 46	0 00	6 000 00
for an exploratio of viable ways for the Foundation to contribute to human capacity building in Africa and other developing regions especially in regard to issues in higher education	8 347 22	0 00	7 810 45	0 00	0 00	536 77
to strengthen African universities	17 595 02	0 00	17 595 02	0 00	0 00	0 00
toward expenses of the Female Participation in Af ica Ed catio P og am	4 787 32	0 00	0 00	0 00	4 787 32	0 00
toward the costs of producing innovative newsletters for teachers and students for the Minds Across Africa School Clubs program in primary schools and of reprinting the newsletters and the educational comics for that program in the format of charts that are more economical durable and versatile	0 01	0 00	0 00	0 00	0 01	0 00
TOTAL: 41 AFRICAN INITIATIVES	258 340 43	0 00	54 000 89	443 26	182 859 51	21 036 77

PROGRAM COUNTRY US STATE Grantee Name(s) Person(s) or Institution(s) *Purpose*	UNEXPENDED BALANCE AS OF 01-Jan 2004	APPROVED IN 2004	NET EXPENDITURES AS OF Dec 2004	LAPSES (Incl cancs & recens) IN 2004	REVERSIONS (Incl cancs & recens) IN 2004	UNEXPENDED BALANCE AS OF Dec 2004
AGRICULTURAL SCIENCES						
BENIN						
West Africa Rice Development Association ADRAO/WARDA 01 B P 2031 Cotonou Be ı						
for a rice genome a alysis of Ory a glaberrima germplasm using microsattelite markers to be dertaken by Biotechnology Career Fellow Dr Thierry Cadalen under the direction of Dr Susan R McCouch Department of Plant Breeding and Biometry Cornell U I ersity Ithaca New York	**0 00**	**0 00**	**898 33**	**0 00**	**898 33**	**0 00**
CHINA						
China National Rice Research Institute 359 Tiyuchang Road Ha g hou 310 006 China						
for a Biotechnology Career Fellowship for Dr Zheng Kangle to enable him to undertake a molecular analysis of blast resistance in rice under the direction of Dr Pamela Ronald Department of Plant Pathology University of California Davis	**2 024 99**	**0 00**	**0 00**	**0 00**	**2 024 99**	**0 00**
for research on DNA marker assisted selection for hybrid rice	**20 111 47**	**0 00**	**20 111 47**	**0 00**	**0 00**	**0 00**
Chi ese Acad my of Agricult l Scie c s 30 Baishiqiao Road Beijing 100081 Chi a						
for se by its Biotechnology Resea ch Cente for resea ch on imp o ed salt and d ought tole ance in t a sgenic rice	**11 572 48**	**0 00**	**9 839 53**	**1 732 95**	**0 00**	**0 00**
Chinese Academy of Sciences 52 San Li He Road Beijing 100864 China						
for use by its Institute of Genetics to help maintain the capacity to conduct research and provide training in rice biotechnology with a focus on resistance to diseases and impro ed nutrition	**41 40**	**0 00**	**0 00**	**0 00**	**41 40**	**0 00**
Fudan Uni ersity 220 Han Dan Road Shanghai 200433 China						
for a study of molecular cloning and characterization of multiple isoforms of Pinella ternata to be undertaken by Biotechnology Career Fellow Tang Kexuan under the direction of Pamela C Ronald Department of Plant Pathology University of California Davis	**17 600 00**	**0 00**	**13 459 03**	**0 00**	**31 059 03**	**0 00**

PROGRAM COUNTRY US STATE Grantee Name(s) Person(s) or Institution(s) Purpose	UNEXPENDED BALANCE AS OF 01-Jan 2004	APPROVED IN 2004	NET EXPENDITURES AS OF Dec 2004	LAPSES (Incl cancs & recens) IN 2004	REVERSIONS (Incl cancs & recens) IN 2004	UNEXPENDED BALANCE AS OF Dec 2004
AGRICULTURAL SCIENCES						
CHINA						
Hebei Academy of Agricultural and Forestry Sciences Institute of Millet Crops Shijiazhuang 050 031 China						
for a study of mappi g key ge es of agronomic importance in foxtail millet Setaria italica to be undertaken by Biote h ology Ca e Fellow Dr Wa g Zhimi d th di ection of Prof M D Gale John Innes Centre Norwich United Kingdom	**28 700 00**	**0 00**	**0 00**	**0 00**	**28 700 00**	**0 00**
Peking University 1 Loudouqiao Hai Dian Beijing 100 871 Chi a						
for a study of the molecular and cell biology of rice dwarf irus, to be undertaken by Biotechnology Career Fellow Yi Li at the Plant Biology Division The Samuel Roberts Noble Foundation Inc Ardmore Oklahoma	**16 000 00**	**0 00**	**0 00**	**0 00**	**0 00**	**16 000 00**
Zhejiang Ag icultural Uni ersity 268 Kaixuan Road Hangzhou 310 029 China						
for a study of B t transgenic rice for insect resistance breeding programs to be undertaken by Biotechnology Career Fellow Shu Qingyao, under the direction of Illimar Altosaar Department of Biochemistry Microbiology & Immunology University of Ottawa Canada	**29 020 00**	**0 00**	**0 00**	**0 00**	**29 020 00**	**0 00**
INDIA						
Arunendra Nath Lahiri Majumder Department of Botany Bose Institute 93/1 A P C Road Calcutta 700 009 India						
for a Biotechnology Career Fellowship in Agricultural Sciences to study inositol metabolism in relation to environmental stress in rice (Ory a sativa) under the direction of Dr Hans Bohnert Department of Biochemistry Uni ersity of Ari ona Tucson	**8 553 09**	**0 00**	**0 00**	**0 00**	**8 553 09**	**0 00**
CCS Haryana Agricultural University Hisa 125 004 India						
for a study of genetic transformation of Basmati rice using novel genes that can potentially impro e drought salt and low temperature tolerance to be undertaken by Biotechnology Caree Fellow Rajinder K Jain at the Department of Molecular Biology and Genetics Cornell University Ithaca New York	**17 722 30**	**0 00**	**13 535 57**	**0 00**	**4 186 73**	**0 00**

PROGRAM COUNTRY US STATE Grantee Name(s) Person(s) or Institution(s) Purpose	UNEXPENDED BALANCE AS OF 01-Jan 2004	APPROVED IN 2004	NET EXPENDITURES AS OF Dec 2004	LAPSES (incl cancs & recens) IN 2004	REVERSIONS (incl cancs & ecens) IN 2004	UNEXPENDED BALANCE AS OF Dec 2004
AGRICULTURAL SCIENCES						
INDIA						
G B Pant University of Agriculture and Technology Udham Singh Nagar Pantanaga 263 145 India						
for a Biotechnology Career Fellowship in Agricultural Sciences for Dr Jatinder Kumar to enable him to conduct research on the genetic diversity of Himalayan rice blast populations under the direction of Dr R S Zeigler at the International Rice Research Institute Manila Philippines	**9 178 00**	**0 00**	**8 787 79**	**0 00**	**390 21**	**0 00**
fo e ea ch o th ge etic di e sity of Himalaya rice blast pop latio s	**2 296 11**	**0 00**	**2 296 11**	**0 00**	**0 00**	**0 00**
ICAR Research Comple for NEH Region Umroi Road Ba apani 793 103 I dia						
for a study of augmentation of starch biosynthesis by manipulation of ADP glucose pyrophosphorylase gene in rice to be undertaken by Biotechnology Career Fellow Hari S Gupta at the Institute of Biological Chemistry Washington State Uni ersity Pullman	**30 300 00**	**0 00**	**14 300 00**	**0 00**	**0 00**	**16 000 00**
Maharaja Sayajirao University of Baroda Fatehgunj Vadodara Baroda (Guja at) 390 002 India						
for a study of the biology of f ngal disease and the genetic engineering of rice for enhanced disease resistance to be u dertaken by Biotechnology Career Fellow Bharat B Chattoo at the John Innes Ce tre Norwich United Kingdom	**27 230 00**	**0 00**	**0 00**	**0 00**	**0 00**	**27 230 00**
for resea ch on the molecular a alysis of rice blast	**0 00**	**0 00**	**1 668 00**	**0 00**	**1 668 00**	**0 00**
Tamil Nadu Agricultural Uni ersity Coimbatore 641 003 India						
for a study of genetic engineering of Thaumatin like proteins in rice for the management of major fungal diseases, to be undertaken by Biotechnology Career Fellow Rethinasamy Vela hahan at the Department of Biochemistry Kansas State University Manhattan	**16 100 00**	**0 00**	**16 100 00**	**0 00**	**0 00**	**0 00**
for a st dy of identifyi g and transfe ring QTL s from wild ice species affecti g yield maturity date, d ought tolerance and grain quality to cultivated rice to be undertaken by Biotechnology Career Fellow Dr M Maheswaran, nder the direction of Dr Susan R McCouch Department of Plant B eeding & Biometry Cor ell University Ithaca New York	**14 400 00**	**0 00**	**0 00**	**0 00**	**0 00**	**14 400 00**
for a study of molecular marker assisted selection for drought resista ce impro ement in rainfed lowland rice (Oryza sativa L), to be undertaken by Biotechnology Career Fellow Dr Ranganathan Chandra Babu, under the direction of Dr Henry T Nguyen Department of Plant and Soil Science Texas Tech University Lubbock	**6 460 45**	**0 00**	**0 00**	**0 00**	**6 460 45**	**0 00**

PROGRAM COUNTRY US STATE Grantee Name(s) Person(s) or Institution(s) Purpose	UNEXPENDED BALANCE AS OF 01-Jan 2004	APPROVED IN 2004	NET EXPENDITURES AS OF Dec 2004	LAPSES (incl cancs & recens) IN 2004	REVERSIONS (incl cancs & recens) IN 2004	UNEXPENDED BALANCE AS OF Dec 2004
AGRICULTURAL SCIENCES						
INDIA						
Tamil Nadu Agricultural University						
for research on genes for insecticidal proteins from local isolates of Bacillus thuringiensis	9 450 00	0 00	5 000 00	0 00	0 00	4 450 00
for research on rice genes for resistance to white backed planthoppers	6 324 18	0 00	6 222 08	0 00	102 10	0 00
for research on the genetic engineering of rice for the management of fungal diseases	743 95	0 00	0 00	0 00	743 95	0 00
for research on the genetic engineering of sorghum for resistance to fungal diseases	8 706 01	0 00	3 200 00	0 00	0 00	5 506 01
KENYA						
Egerton Uni ersity P O Bo 536 Njoro 20107 Kenya						
to s pport research on overcoming constraints to increased groundnut production	925 49	0 00	0 00	0 00	925 49	0 00
International Centre for Research in Agroforestry United Nations A enue Gigiri P O Box 30677 Nairobi 00100 Kenya						
for research on soil nutrient dynamics and crop yields under hedgerow intercropping with CALLIANDRA and GLIRICIDIA SEPIUM in P deficient acid soils of West Kenya	18 200 00	0 00	0 00	0 00	18 200 00	0 00
International Centre of Insect Physiology and Ecology Duduville Kasarani P O Box 30772 Nyayo Stadium Nairobi Kenya						
to support its Social Scie ces Department	6 204 00	0 00	0 00	0 00	6 204 00	0 00
Kenya Agricultural Research Institute P O Box 57811 City Square Nairobi 00200 Kenya						
for research on maize streak virus resistance in African maize	937 99	0 00	0 00	0 00	937 99	0 00

PROGRAM COUNTRY US STATE Grantee Name(s) Person(s) or Institution(s) Purpose	UNEXPENDED BALANCE AS OF 01-Jan 2004	APPROVED IN 2004	NET EXPENDITURES AS OF Dec 2004	LAPSES (i cl cancs & recens) IN 2004	REVERSIONS (Incl cancs & recens) IN 2004	UNEXPENDED BALANCE AS OF Dec 2004
AGRICULTURAL SCIENCES						
MALAWI						
University of Malawi P O Box 278 Zomba Malawi						
for use by Bunda College of Agriculture to support research technology to build African soil fertility using indigenous resources	**2 281 72**	**0 00**	**0 00**	**0 00**	**2 281 72**	**0 00**
PAKISTAN						
U i ersity of th P nj b 1 Shahrah e al Beruni Lahore 2 Pakistan						
for a st dy of expression of BT to in genes i rice to be undertaken by Biotechnology Career Fellow Prof Sheikh Ria ddin unde the di ection of D Milton P Go don Department of Biochemistry Uni ersity of Washington Seattle	**1 323 30**	**0 00**	**0 00**	**0 00**	**0 00**	**1 323 30**
PHILIPPINES						
Philippine Rice Research Institute Maligaya M o Nue a Ecija 3119 Philippines						
for a genetic and physical analysis of tungro resistance in rice to be undertaken by Biotechnology Career Fellow Gabriel O Romero at the Clemson Uni ersity Genomics Institute Clemson South Ca olina	**2 952 76**	**0 00**	**0 00**	**0 00**	**0 00**	**2 952 76**
SOUTH KOREA						
R al De lopme t Administ atio Suweon 441 110 South Korea						
for a study of marker assisted disco ery and transfer of wild QTL s into elite rice cultivars usi g ad a ced backcross QTL analysis, to be undertaken by Biotechnology Career Fellow D Ahn Sang Nag under the direction of Dr Susan R McCouch Department of Plant Breeding and Biometry Cornell University Ithaca New York	**17 275 30**	**0 00**	**0 00**	**0 00**	**0 00**	**17 275 30**
to provide additional funds for a study of marker assisted discovery and transfer of wild quantitative trait loci (QTLs) into elite rice cultivars using advanced backcross QTL analysis to be undertaken by Biotechnology Career Fellow Dr Ah Sang Nag, under the direction of Dr Susa R McCouch Department of Plant Breedi g Cor ell University Ithaca New York	**11 450 00**	**0 00**	**0 00**	**0 00**	**0 00**	**11 450 00**

PROGRAM COUNTRY US STATE Grantee Name(s) Person(s) or Institution(s) Purpose	UNEXPENDED BALANCE AS OF 01-Jan 2004	APPROVED IN 2004	NET EXPENDITURES AS OF Dec 2004	LAPSES (incl cancs & recens) IN 2004	REVERSIONS (incl cancs & recens) IN 2004	UNEXPENDED BALANCE AS OF Dec 2004
AGRICULTURAL SCIENCES						
THAILAND						
Kasetsart University 50 Phahonyothin Road Chatuchak Bangkok 10900 Thailand						
toward the costs of development of human resources for rice genome research in Thailand	**7 019 56**	**0 00**	**0 00**	**0 00**	**0 00**	**7 019 56**
UGANDA						
Ruth N Ssebuliba Kawanda Agricultural Research Institute P O Box 7065 Kampala Uganda						
to support training in banana breeding	**2 043 00**	**0 00**	**0 00**	**0 00**	**2 043 00**	**0 00**
ZIMBABWE						
University of Zimbabwe P O Box MP 167 Mount Pleasant Harare Zimbabwe						
for research on the suppression of Striga asiatica by legume mulches	**4 600 00**	**0 00**	**0 00**	**0 00**	**0 00**	**4 600 00**
UNITED STATES						
WISCONSIN						
University of Wisconsin Madison 500 Lincoln Dri e Madison Wisco si 53706						
for research on the genetic a alysis and cloning of a rice blast esistance gene	**351 00**	**0 00**	**0 00**	**0 00**	**351 00**	**0 00**
GENERAL FOUNDATION ADMINISTERED PROJECTS						
to help strengthen the program and governance structure of the Initiati e for Development and Equity in African Agriculture	**35 679 04**	**0 00**	**0 00**	**0 00**	**35 679 04**	**0 00**
TOTAL: 37 AGRICULTURAL SCIENCES	**393 777 59**	**0 00**	**83 367 19**	**1 732 95**	**180 470 52**	**128 206 93**

PROGRAM COUNTRY US STATE Grantee Name(s) Person(s) or Institution(s) Purpose	UNEXPENDED BALANCE AS OF 01-Jan 2004	APPROVED IN 2004	NET EXPENDITURES AS OF Dec 2004	LAPSES (l cl cancs & recens) IN 2004	REVERSIONS (l cl cancs & recens) IN 2004	UNEXPENDED BALANCE AS OF Dec 2004
ARTS AND HUMANITIES						
ARGENTINA						
University of Buenos Aires B enos Aires A ge ti a						
toward the costs of a p ogram of Rockefelle Fou datio Reside t Fellowships in the Huma ities at the Museo Etnografico	**69 900 00**	**0 00**	**0 00**	**0 00**	**69 900 00**	**0 00**
BRAZIL						
Uni ersidade Estadual de Campinas Campinas SP Brazil						
toward the costs of a program of Rockefeller Foundation Resident Fellowships in the Humanities at the Culture and Politics Program	**822 19**	**0 00**	**0 00**	**0 00**	**822 19**	**0 00**
PERU						
SUR Casa de Estudios del Socialismo Lima 11 Per						
toward the costs of a p og am of Rockefeller Fou dation Resident Fellowships in the Humanities entitled Violence Democracy and Authoritarianism in Contemporary Peru ian Culture and Politics	**110 000 00**	**0 00**	**79 600 00**	**0 00**	**0 00**	**30 400 00**
UNITED STATES						
CALIFORNIA						
Stanford Uni ersity Stanford California 94305						
toward the costs of a program of Rockefeller Fou dation Resident Fellowships i the Humanities at the Stanford Humanities Center to study the black performing arts	**94 017 00**	**0 00**	**94 017 00**	**0 00**	**0 00**	**0 00**
University of California Los Angeles 405 Hilgard Avenue Box 951361 Los Angeles California 90095 1361						
toward the costs of a program of Rockefeller Reside t Fellowships in the H maniti s at the Ce t fo Intercultural Performance entitled Cross cultural Collaboration Examining Creati ity in a Performance World	**0 00**	**0 00**	**2 34**	**0 00**	**2 34**	**0 00**
GEORGIA						
University of Georgia Lustrat House Athens Georgia 30602						
toward the costs of a program of Rockefeller Foundation Reside t Fellowships i the H manities	**6 826 63**	**0 00**	**0 00**	**0 00**	**6 826 63**	**0 00**

PROGRAM COUNTRY US STATE Grantee Name(s) Person(s) or Institution(s) Purpose	UNEXPENDED BALANCE AS OF 01 Jan 2004	APPROVED IN 2004	NET EXPENDITURES AS OF Dec 2004	LAPSES (Incl cancs & recens) IN 2004	REVERSIONS (Incl cancs & recens) IN 2004	UNEXPENDED BALANCE AS OF Dec 2004
ARTS AND HUMANITIES						
UNITED STATES						
NORTH CAROLINA						
Duke University Box 90001 Durham North Caroli a 27708 0340						
for use by its Intercollegiate Center for Classical Studies in Rome to create a fellowship program for minority students	**0 00**	**0 00**	**20 477 00**	**20 477 00**	**0 00**	**0 00**
PENNSYLVANIA						
AMD&ART Inc N P 411 Thi d A e Johnstown Pennsyl ania 15906						
toward the costs of creating public art pieces and a isitors center at abandoned mine sites in Vintondale Pennsylvania	**46 667 00**	**0 00**	**46 667 00**	**0 00**	**0 00**	**0 00**
VIRGINIA						
Virginia Foundation for the Humanities and Public Policy 145 Ednam Dn e Charlottes ille Virginia 22903 4629						
toward the costs of a program of Rockefeller Foundation Resident Fellowships in the Humanities at the Institute on Violence and Culture	**0 00**	**0 00**	**61 63**	**0 00**	**61 63**	**0 00**
TOTAL: 9 ARTS AND HUMANITIES	**328 232 82**	**0 00**	**199 743 03**	**20 477 00**	**77 612 79**	**30 400 00**

PROGRAM COUNTRY US STATE Grantee Name(s) Person(s) or Institution(s) Purpose	UNEXPENDED BALANCE AS OF 01-Jan 2004	APPROVED IN 2004	NET EXPENDITURES AS OF Dec 2004	LAPSES (incl cancs & recens) IN 2004	REVERSIONS (incl cancs & recens) IN 2004	UNEXPENDED BALANCE AS OF Dec 2004
ASSETS & CAPACITIES						
CANADA						
Don Neil McCaskill Trent University Department of Native Studies 1600 West Bank Dri e Peterborough Ontario K9H 7B8 Canada						
towa d the costs of tra el fo two Indi id als f om de elopi g co t ies to particpat l the meeti g Responding to Globali ation Social Change Among Ethnic Mi o ities of the Greater Mekong S b egio to be held at the Bellagio Study and Conference Center December 2004	0 00	6 000 00	0 00	0 00	6 000 00	0 00
John Dirks Massey College 4 Devonshire Place Toronto *Ontario* M5S 2E1 *Canada*						
toward the costs of travel for nine individuals from developing countries to participate in the conference Prevention of Renal Diseases in the Emerging World: Toward Global Health Equity to be held at the Bellagio Study and Conference Center Italy March 15 18 2004	0 00	12 000 00	9 303 38	0 00	2 696 62	0 00
McGill Uni ersity *James Administration Building Room 536* 845 Sherbrooke Street West Quebec Montreal H3 A 2T5 Canada						
toward the costs of tra el for up to 13 individuals from developing countries to participate in the conference Indigenous Peoples Food Systems for Health Promotion to be held at the Bellagio Study and Conference Center July 2004	0 00	22 000 00	19 635 46	0 00	2 364 54	0 00
The Communication Initiati e Networks Corporation 5148 Polson Terrace Victon V8Y 2C4 Canada						
toward the costs of implementing the Communication Initiative project to highlight and share examples of communication for social change action and to support and to engage practitioners funders policymakers and researchers in the strategic dialogue and debate o the communication for social change approach to addressing development issues	200 000 00	0 00	0 00	0 00	0 00	200 000 00
University of British Columbia 6476 NW Manne Dri e B C Vancouver V6T 1Z1 Canada						
toward the costs of travel for four Indi iduals from de eloping countries to participate in the conference Mapping the Global Dimensions of Telemediated Employment Relocation ' to be held at the Bellagio Study and Conference Center December 2004	0 00	5 420 00	5 420 00	0 00	0 00	0 00

PROGRAM COUNTRY US STATE Grantee Name(s) Person(s) or Institution(s) Purpose	UNEXPENDED BALANCE AS OF 01-Jan 2004	APPROVED IN 2004	NET EXPENDITURES AS OF Dec 2004	LAPSES (Incl cancs & recens) IN 2004	REVERSIONS (Incl cancs & recens) IN 2004	UNEXPENDED BALANCE AS OF Dec 2004
ASSETS & CAPACITIES						
CANADA						
University of Victoria P O Box 1700 STN CSC British Columbia Victoria V8W 2Y2 Canada						
toward the costs of travel for two individuals from Africa to participate in the conference Capacity Building with Southern Partners to be held at the Bellagio Study and Conference Center Italy December 2003	0 00	0 00	5 500 00	5 500 00	0 00	0 00
COLOMBIA						
Imaginano Comunicación para la Paz y el Cambio Social Calle 25 C No 3 92 Piso 2 Bosque Izquierdo Santafé de Bogotá Colombia						
toward the costs of further developing the Communication Initiative Latin America a network Including Web database listserv and electronic magazines on communication for sustainable development	75 000 00	0 00	75 000 00	0 00	0 00	0 00
DENMARK						
Dansk Bilharziose Laboratorium Jaegersborg Allé 1D Charlotte Iu d 2920 Denma k						
toward the costs of travel for eight Indi iduals from de elopi g countries to participate in the conference Establishing a Global Program for Combating Cysticercosis " to be held at the Bellagio Study and Conference Center September 2004	0 00	18 000 00	9 141 00	0 00	8 859 00	0 00
ENGLAND						
International Institute for Environment and Development 3 Endsleigh Street London WC1H 0DD England						
toward the costs of expanding the focus of its policy briefing papers on agriculture and food policy known as The Gatekeeper Series to include sustainable natural resource management issues	0 00	50 000 00	50 000 00	0 00	0 00	0 00
Panos Limited 9 White Lion St eet London N1 9PD England						
toward the costs of strengthening the institutional capacity and increasing the independence of Panos Institutes in southern and eastern Africa and South Asia	125 000 00	0 00	125 000 00	0 00	0 00	0 00

PROGRAM COUNTRY US STATE Grantee Name(s) Person(s) or Institution(s) Purpose	UNEXPENDED BALANCE AS OF 01-Jan 2004	APPROVED IN 2004	NET EXPENDITURES AS OF Dec 2004	LAPSES (Incl cancs & recens) IN 2004	REVERSIONS (incl cancs & recens) IN 2004	UNEXPENDED BALANCE AS OF Dec 2004
ASSETS & CAPACITIES						
ENGLAND						
School of Oriental and African Studies University of London Thornhaugh Street Russell Square London WC1H OXG England						
toward the cost of travel for se en Indi iduals from de eloping countries to participate in the team residency Tribal Transitio s Assessing 50 Yea s of Cultural Change in Arunachal Pradesh India to be held at the Bellagio Study and Co fere ce Cente October 2002	3 015 81	0 00	3 015 81	0 00	0 00	0 00
The King s College of Our Lady and St Nicholas in Cambridge King s Parade C mb idg CB2 1ST E gl nd						
for use by its Centre for History and Economics toward the costs of Amartya Sen s project on the foundations of *democracy*	0 00	138 000 00	46 000 00	0 00	0 00	92 000 00
University of Westminster Headquarters Building 309 Regent St eet London W1R 8AL England						
***toward the costs of* round trip economy airfare for 13 individuals from China to participate in the conference Transnational Media Corporations and National Media Systems to be held at the Bellagio Study and Conference Center May 2004**	0 00	8 800 00	8 800 00	0 00	0 00	0 00
ISRAEL						
Z ia Breznitz Uni ersity of Haifa Faculty of Education Neurocogniti e Laboratory Mount Carmel Haifa 31905 Israel						
toward the costs of travel for nine individuals from the Middle East to participate in the team residency, Developing Normi g and Dissemination of Diagnostic and Prognostic Tests for Learning Disabilities in Palesti ian and Israeli Children and Youth to be held at the Bellagio Study a d Conference Ce ter Italy July and August 2003	831 78	0 00	0 00	831 78	0 00	0 00

PROGRAM COUNTRY US STATE Grantee Name(s) Person(s) or Institution(s) Purpose	UNEXPENDED BALANCE AS OF 01-Jan 2004	APPROVED IN 2004	NET EXPENDITURES AS OF Dec 2004	LAPSES (incl cancs & recens) IN 2004	REVERSIONS (incl cancs & recens) IN 2004	UNEXPENDED BALANCE AS OF Dec 2004
ASSETS & CAPACITIES						
KENYA						
African Population and Health Research Centre Inc Shelter Afrique, 2nd Floor P O Box 10787 00100 GPO Nairobi Kenya						
toward the costs of eco omy round trip airfare fo up to 16 indi iduals from Africa to participate in the confere ce U ba Health and Po erty i S b Saha an Africa Challenges for the 21st Century to be held at the Bellagio Study and Conference Center March 16 21 2004	0 00	16 905 00	15 360 21	1 544 79	0 00	0 00
PHILIPPINES						
International Center for Living Aquatic Resources Management Inc Grd Floor Bloomingdale Building 205 Salcedo St eet Legaspi Village 1229 Makati City Philippines						
toward the costs of travel for se en individuals from developing countries to participate in the conference Conservation and Sustainable Management of Sea Turtles in the Pacific Ocean to be held at the Bellagio Study and Conference Center Italy November 2003	0 00	0 00	1 867 10	1 867 10	0 00	0 00
SOUTH AFRICA						
Uni ersity of KwaZulu Natal Pri ate Bag X10 Dalbridge Durban 4014 South Africa						
toward the costs of tra el for nine individuals from developing countries to participate in the meeting Perceived AIDS Stigma: A Multinational African Study to be held at the Bellagio Study and Conference Center March 2005	0 00	9 603 00	9 603 00	0 00	0 00	0 00
SWITZERLAND						
World Health Organization 20 A enue Appia CH 1211 Geneva 27 Switzerland						
toward the costs of economy round trip airfare for up to 15 individuals from developing countries to participate in the conference Responding to Gende based Violence A Health Equity Issue to be held at the Bellagio Study and Conference Center April 26 to May 2 2004	0 00	20 000 00	20 000 00	0 00	0 00	0 00

PROGRAM COUNTRY US STATE Grantee Name(s) Person(s) or Institution(s) Purpose	UNEXPENDED BALANCE AS OF 01-Jan 2004	APPROVED IN 2004	NET EXPENDITURES AS OF Dec 2004	LAPSES (Incl cancs & recens) IN 2004	REVERSIONS (Incl cancs & recens) IN 2004	UNEXPENDED BALANCE AS OF Dec 2004
ASSETS & CAPACITIES						
ZIMBABWE						
Umzingwane AIDS Network 457 Habane P O Box 112 Esigodini Zimbabwe						
to test, in a field setting communication processes aimed at building the capacity of and empowering rural Zimbabwean youth to advocate on their own behalf against risky behaviors which can lead to the transmission of HIV	9 812 00	0 00	0 00	0 00	0 00	9 812 00
UNITED STATES						
CALIFORNIA						
Asian American/Pacific Islanders in Philanthropy 200 Pine Street (Suite 700) Sa F a cisco California 94104						
for general support of its mission to expand philanthropic resources for Asian American and Pacific Islander communities and causes and to increase and strengthen leadership among the same groups within philanthropy	0 00	90 000 00	30 000 00	0 00	0 00	60 000 00
Hispanics in Philanthropy 200 Pine Street Suite 7001 Sa Fra cisco C lifornia 94104						
for general support of its mission to expand philanthropic resources for Latino communities and causes and to increase and stre gthe Latino leadership in philanthropy	0 00	125 000 00	62 500 00	0 00	0 00	62 500 00
to support the efforts of its Funders Collaborati e for Strong Latino Communities to strengthen Latino non profit organi ations in New York City	100 000 00	0 00	50 000 00	0 00	0 00	50 000 00
Independent Press Association 2729 Mission Street Suite 201 San Francisco California 94110						
to continue support for its Grassroots Media Project which seeks to encourage increased coverage of civic affairs in the immigrant press through fellowships training opportunities and briefings for immigra t press journalists	100 000 00	0 00	100 000 00	0 00	0 00	0 00
Nelly Stromquist University of Southern California Rossier School of Education Los Angeles California 90089 0031						
toward the costs of travel for four indi iduals from Latin America to participate in the conference The Construction of Gender in Educational Policies: Latin American Cross National Perspectives to be held at the Bellagio Study and Confe ence Center February 2005	0 00	4 676 00	0 00	0 00	0 00	4 676 00

PROGRAM COUNTRY US STATE Grantee Name(s) Person(s) or Institution(s) Purpose	UNEXPENDED BALANCE AS OF 01-Jan 2004	APPROVED IN 2004	NET EXPENDITURES AS OF Dec 2004	LAPSES (incl cancs & recens) IN 2004	REVERSIONS (incl cancs & recens) IN 2004	UNEXPENDED BALANCE AS OF Dec 2004
ASSETS & CAPACITIES						
UNITED STATES						
CALIFORNIA						
University of California Irvine Irvine Califo ia						
toward the costs of travel for four individuals from de eloping countries to participate in a team meeting Democratizing Women: NGOs Empowerment and Marginalization in the 21st Century to be held at the Bellagio Study and Conference Center August 2004	0 00	4 800 00	4 800 00	0 00	0 00	0 00
WASHINGTON DC						
Africare 440 R Street N W Washingto DC 20001 1935						
for se by Africa e Zimbabwe to test i a field setti g commu ication processes aimed at building the capacity of and empowering rural Zimbabwean youth to advocate on their own behalf against risky behaviors which can lead to the transmission of HIV	42 700 00	0 00	42 700 00	0 00	0 00	0 00
American Geophysical Union 2000 Florida Avenue N W Washington DC 20009 1227						
toward the costs of travel for 18 individuals from developing countries to participate in the conference Vulnerability to Climate Change in the De eloping World to be held at the Bellagio Study and Conference Center March 2005	0 00	25 125 00	25 125 00	0 00	0 00	0 00
Catholic U i ersity of America Washi gto DC 20064						
toward the costs of tra el for eight individuals from de eloping countries to participate in the conference Family Law and Religious Law in Ab ahamic Faiths to be held at the Bellagio Study and Conference Center April 2004	0 00	8 451 00	8 451 00	0 00	0 00	0 00
Council on Foundations 1828 L Street NW Washington DC 20036 5168						
toward general operating expenses in 2004	0 00	44 600 00	44 600 00	0 00	0 00	0 00
toward the costs of strengthening its access to and ability to engage policymakers on issues impacting the field of philanthropy	0 00	70 875 00	0 00	0 00	0 00	70 875 00
Howard University 2400 Sixth Street NW Washington DC 20059						
toward the costs of travel for seven individuals from developing countries to participate in the conference Inclusion in Higher Education to be held at the Bellagio Study and Conference Center November 2004	0 00	9 500 00	9 500 00	0 00	0 00	0 00

PROGRAM COUNTRY US STATE *Grantee Name(s) Person(s) or Institution(s)* Purpose	UNEXPENDED BALANCE AS OF 01-Jan 2004	APPROVED IN 2004	NET EXPENDITURES AS OF Dec 2004	LAPSES (Incl cancs & recens) IN 2004	REVERSIONS (Incl cancs & recens) IN 2004	UNEXPENDED BALANCE AS OF Dec 2004
ASSETS & CAPACITIES						
UNITED STATES						
WASHINGTON DC						
Independent Sector 1200 Eighteenth Street NW Suite 200 Washi gto DC 20036						
In support of its leadership of an independent national panel to consider and recommend actions to strengthen good go ernance ethical conduct and effective practice in public charities and private foundations	0 00	75 000 00	0 00	0 00	0 00	75 000 00
toward general operating expenses for 2004	0 00	12 500 00	12 500 00	0 00	0 00	0 00
National Summit on Africa 1779 Massachusetts A enue NW Washington DC 20036						
In general support of its efforts to educate Americans about Africa and its people to build bridges of understanding and partnership and to facilitate African social and political development	100 000 00	0 00	100 000 00	0 00	0 00	0 00
The Aspe Institute Inc O e D pont Circle NW Suite 700 Washington DC 20036 1133						
for use by its Congressional Program toward the costs of nonpartisan educational conferences on international issues held for members of the U S Congress	0 00	400 000 00	200 000 00	0 00	0 00	200 000 00
GEORGIA						
Georgia State Uni ersity Atlanta Georgia 30303						
toward the costs of travel for eight indi iduals from Latin America to participate in the conference Latin American and Chicano/a Art Criticism since the 1940s Between Modernity a d Globalization to be held at the Bellagio Study and Confere ce Center Italy No ember 2003	0 00	0 00	1 000 00	1 000 00	0 00	0 00
ILLINOIS						
Northwestern University 633 Clark Street Evanston Illinois 60208						
toward the costs of travel for three indi iduals from developing countries to participate in the conference, Investigating the Practice of School Impro eme t Theory Methodology and Rele ance to be held at the Bellagio Study and Conference Ce te August 2004	0 00	4 000 00	4 000 00	0 00	0 00	0 00

PROGRAM COUNTRY US STATE Grantee Name(s) Person(s) or Institution(s) Purpose	UNEXPENDED BALANCE AS OF 01-Jan 2004	APPROVED IN 2004	NET EXPENDITURES AS OF Dec 2004	LAPSES (Incl cancs & recens) IN 2004	REVERSIONS (Incl cancs & recens) IN 2004	UNEXPENDED BALANCE AS OF Dec 2004
ASSETS & CAPACITIES						
UNITED STATES						
MARYLAND						
University of Maryland CISSM School of Public Affairs College Park Maryland 20742 1811						
towa d the costs of tra el for six indi iduals from de eloping countries to participate in the conference The Meanings and Representations of Work In the Lives of Women of Color: A Comparati e Study to be held at the Bellagio Study and Co ference Center August 2004	**0 00**	**11 100 00**	**11 100 00**	**0 00**	**0 00**	**0 00**
MASSACHUSETTS						
Daniel B Carr New England Medical Center Department of Anesthesia 750 Washington Street Boston Massachusetts 02111						
toward the costs of travel for two individuals from developing countries to participate in the conference Narrative Pain and Suffering to be held at the Bellagio Study and Conference Center Italy October 2003	**157 48**	**0 00**	**0 00**	**157 48**	**0 00**	**0 00**
Harvard University Massachusetts Hall Camb idge Massach tts 02138						
tow d the co ts of its Glob l Eq ity I iti ti e to p omote global eq ity th o gh e p di g ld as mobili i g di erse actors and setting the policy agenda	**0 00**	**2 225 000 00**	**646 715 00**	**0 00**	**0 00**	**1 578 285 00**
Lynn Margulis Post Office Box 671 Amhe st Massach setts 01004 0671						
toward the costs of travel for three individuals from developing countries to participate in the conference Human Brain in the Context of Natural History to be held at the Bellagio Study and Conference Center Italy April 12 to 16 2004	**0 00**	**2 400 00**	**2 380 15**	**0 00**	**19 85**	**0 00**
MICHIGAN						
Ruth Simmons Uni ersity of Michigan Dept of Health Behavior and Health Education School of Public Health 1420 Washington Heights Ann Arbor Michigan 48109 2029						
toward the costs of travel for up to eight indi iduals from developing countries to participate in the conference From Pilot Projects to Policies and Programs: Scaling Up Innovations in Health Service Delivery to be held at the Bellagio Study and Conference Center June 2004	**0 00**	**17 000 00**	**14 220 25**	**0 00**	**2 779 75**	**0 00**

PROGRAM COUNTRY US STATE Grantee Name(s) Person(s) or Institution(s) *Purpose*	UNEXPENDED BALANCE AS OF 01-Jan 2004	APPROVED IN 2004	NET EXPENDITURES AS OF Dec 2004	LAPSES (incl cancs & recens) IN 2004	REVERSIONS (incl cancs & recens) IN 2004	UNEXPENDED BALANCE AS OF Dec 2004
ASSETS & CAPACITIES						
UNITED STATES						
MINNESOTA						
The Center for Victims of Torture 717 East River Road Minneapolis Mi esota 55455						
toward the costs of t a el for 14 indi iduals from de eloping countries to participate in the conference Planning Session for New Tactics i H man Rights to be held at the Bellagio Study and Conference Center Italy December 2003	0 00	0 00	1 854 00	1 854 00	0 00	0 00
NEW JERSEY						
C mmu icati f S ial Cha g Co orti m 14 South Orange A en e S ite 2 F South O ange New Je sey 07079						
for general support of its mission to increase the capacity of communication specialists development workers aid agencies nonprofit organi ations and comm ities to use communication for social change concepts in order to improve the lives of those who have been long e cluded	2 950 000 00	0 00	750 000 00	0 00	0 00	2 200 000 00
Rutgers Uni ersity 83 Somerset Street New Brunswick New Jersey 08901						
toward the costs of tra el for seven individuals from de eloping countries to participate in the conference Federalism and Subnational Constitutions: Design and Reform to be held at the Bellagio Study and Conference Center Italy March 2004	0 00	0 00	-492 65	0 00	0 00	492 65
NEW YORK						
Ad ocates fo Children of New York Inc 151 West 30th Street Fifth Floor New York New York 10001						
for use by its Equity Monitoring Project for Immigrant and Refugee Education toward the costs of a project to increase the engagement of immigrant parents in their children's education and education reform issues	0 00	125 000 00	125 000 00	0 00	0 00	0 00
In support of its Equity Monitoring Project for Immigrant and Refugee Education designed to increase the engagement of immigrant parents in their children s education through school monitoring and advocacy	100 000 00	0 00	100 000 00	0 00	0 00	0 00
Asociación Tepeyac de New York 251 West 14th Street New York New York 10011						
to support efforts to strengthen its internal operating capacity in order to enhance its ability to meet the needs of the Mexican immigrant population in New York City	100 000 00	0 00	100 000 00	0 00	0 00	0 00
toward the costs of a program to educate immigrant parents and community members of Latin American origin about the New York City public education system in order to help them develop strategies and build partnerships to support efforts to improve the system	0 00	75 000 00	75 000 00	0 00	0 00	0 00

PROGRAM COUNTRY US STATE Grantee Name(s) Person(s) or Institution(s) Purpose	UNEXPENDED BALANCE AS OF 01 Jan 2004	APPROVED IN 2004	NET EXPENDITURES AS OF Dec 2004	LAPSES (Incl cancs & recens) IN 2004	REVERSIONS (incl cancs & recens) IN 2004	UNEXPENDED BALANCE AS OF Dec 2004
ASSETS & CAPACITIES						
UNITED STATES						
NEW YORK						
Caryl Phillips Barnard College Dept of English 3009 Broadway New York New York 10027						
toward the costs of travel for two individuals from the Caribbean to participate in the conference The Caribbean in New York and Paris to be held at the Bellagio Study and Conference Center August 2003	3 200 00	0 00	3 015 81	184 19	0 00	0 00
Casa Mexico Inc 145 East 116th Street 4th Floor New York New York 10029						
In general support of its mission to provide education and advocacy assistance to the Mexican community in New York City	50 000 00	0 00	50 000 00	0 00	0 00	0 00
Cornell University 300 Day Hall Ithaca New York 14853						
toward the costs of travel for five indi iduals from de eloping countries to participate in the conference Identity Community and Economic Policy for Po erty Alleviation " to be held at the Bellagio Study and Conference Center March 2005	0 00	10 000 00	10 000 00	0 00	0 00	0 00
Coro Eastern Center Inc 42 Broadway 18th Floor New York New York 10004						
to support its New American Leaders project which will recruit and train e isting leaders so that they may develop skills to build their organizations' participation in New York City ci ic processes	100 000 00	0 00	100 000 00	0 00	0 00	0 00
Creating Resources for Empowerment and Action Inc 355 Lexington Avenue 3rd Floor New York New York 10017						
toward the costs of travel for 17 individuals from developing countries to participate in the conference Building Alliances for Global Organizing on Issues of Gender based Violence: Working through Chasms Differences and Boundaries to be held at the Bellagio Study and Conference Center July 2004	0 00	30 000 00	30 000 00	0 00	0 00	0 00
Educational Broadcasting Corporation 450 West 33rd Street New York New York 10001						
toward the costs of broadcasting and distributing the BBC World News to p blic television stations in the United States In order to enhance the American public s understanding of cultures and conditions outside the United States	0 00	100 000 00	100 000 00	0 00	0 00	0 00

PROGRAM COUNTRY US STATE Grantee Name(s) Person(s) or Institution(s) Purpose	UNEXPENDED BALANCE AS OF 01 Jan 2004	APPROVED IN 2004	NET EXPENDITURES AS OF Dec 2004	LAPSES (Incl cancs & rec s) IN 2004	REVERSIONS (I cl cancs & ece s) IN 2004	UNEXPENDED BALANCE AS OF Dec 2004
ASSETS & CAPACITIES						
UNITED STATES						
NEW YORK						
Graduate School and University Center City University of New York 365 Fifth Avenue New York New York 10016 4309						
toward the cost of tra el for 11 individuals from developing countries to participate in the conference Global Perspectives on Youth Conflict to be held at the Bellagio Study and Conference Center March 2003	0 00	0 00	1 334 76	1 334 76	0 00	0 00
Japan Center for Inte national Exchange (U S A) Inc 274 Madiso A e S ite 1102 N w Y k N w Y k 10016						
toward the costs of a research project on the role of private philanthropy in re building United States-Japan relations following World War II	25 000 00	0 00	25 000 00	0 00	0 00	0 00
Long Island Educational Tele ision Council Inc Channel 21 Dri e Post Office Box 21 Plai iew New Yo k 11803						
toward the costs of distributing the BBC World News to public television stations in the United States	50 000 00	0 00	50 000 00	0 00	0 00	0 00
Mothers on the Mo e Inc 928 Intervale A en e B o New Yo k 10459						
for use by its Education Justice Campaign toward the costs of a project to de elop the leadership and advocacy capacity of parents and youth to ensure a quality education for public school students in the South Bronx	0 00	50 000 00	50 000 00	0 00	0 00	0 00
New York Community Trust 909 Third A enue 22nd Floor New York New York 10022						
to support the Fund for New Citizens, a funders collaborative that builds the capacity of New York City s immigrant organizations to respond to special registration and other Federal immigration measures	100 000 00	0 00	100 000 00	0 00	0 00	0 00
N w Yo k Fo datio Empire State Buildi g 350 Fifth A enue Room 2901 New York New York 10118 2996						
for the costs of a project to pro ide f ds to comm nity based o ga i ations that de elop youth leade s i New York City to improve their public schools	0 00	100 000 00	100 000 00	0 00	0 00	0 00

PROGRAM COUNTRY US STATE Grantee Name(s) Person(s) or Institution(s) Purpose	UNEXPENDED BALANCE AS OF 01-Jan 2004	APPROVED IN 2004	NET EXPENDITURES AS OF Dec 2004	LAPSES (Incl cancs & recens) IN 2004	REVERSIONS (Incl cancs & recens) IN 2004	UNEXPENDED BALANCE AS OF Dec 2004
ASSETS & CAPACITIES						
UNITED STATES						
NEW YORK						
New York Foundation						
to support its efforts to s stain immigra t servi g o ga izatio s in New York City	200 000 00	0 00	200 000 00	0 00	0 00	0 00
New York Immigration Coalition Inc 275 Seventh Avenue Ninth Floor New York New York 10001						
for the costs of an initiati e aimed at engaging immigrant communities in New York City education reform efforts	0 00	200 000 00	0 00	0 00	0 00	200 000 00
New York Regional Association of Grantmakers 505 Eighth A enue Suite 1805 New York New York 10018 6505						
toward ge eral support for the year 2004	0 00	15 500 00	15 500 00	0 00	0 00	0 00
New York University 70 Washington Square South 12th Floor New York New York 10012						
for se by its Institute for Education a d Social Policy toward the costs of two neighborhood based projects to imp o e d atio l o tcomes in sev r l low p rforming school dist icts in New York City	0 00	200 000 00	0 00	0 00	0 00	200 000 00
Rockefeller Uni ersity 1230 York Avenue New York New York 10021 6399						
for use by its Rockefeller Archives Center toward the costs of a collaborative project with the Smithsonian Institution Archi es to develop and impleme t a elect o ic ecords p og am	0 00	450 000 00	150 000 00	0 00	0 00	300 000 00
to cover operating costs associated with the preservation and continuing use of Foundation records deposited at the Rockefeller Archive Center	0 00	818 849 00	818 849 00	0 00	0 00	0 00
State Uni e sity of New Yo k at Stony Brook Sto y Brook New Yo k 11794 1201						
toward the costs of travel for six indi iduals from Latin America to participate in the conference, Trans/cultural Translators: Mediating Race Indigeneity Ethnicity in Four Nations to be held at the Bellagio Study and Conference Center Italy August 2003	0 00	0 00	1 028 20	1 028 20	0 00	0 00

PROGRAM COUNTRY US STATE Grantee Name(s) Person(s) or Institution(s) Purpose	UNEXPENDED BALANCE AS OF 01-Jan 2004	APPROVED IN 2004	NET EXPENDITURES AS OF Dec 2004	LAPSES (I cl ca s & rece s) IN 2004	REVERSIONS (i cl ca cs & recens) IN 2004	UNEXPENDED BALANCE AS OF Dec 2004
ASSETS & CAPACITIES						
UNITED STATES						
NEW YORK						
The Foundation Center 79 Fifth Avenue New Yo k New Yo k 10003						
for general support of its mission to strengthen the nonprofit sector by advancing knowledge about U S philanthropy	0 00	200 000 00	100 000 00	0 00	0 00	100 000 00
The Synergos Institute Inc 9 East 69th Street N w Yo k N w Yo k 10021 4905						
In general support of its mission to develop effecti e sustainable and locally rooted solutions to po erty in developing countries	68 500 00	0 00	68 500 00	0 00	0 00	0 00
PENNSYLVANIA						
OMG Ce ter for Collaborati e Learni g 1528 Walnut Street Suite 805 Philadelphia Pennsylvania 19102						
toward the costs of its 2006 Evaluation Roundtable a forum to examine good practice and effectiveness in philanthropy	0 00	50 000 00	50 000 00	0 00	0 00	0 00
RHODE ISLAND						
The Thomas J Watson Foundation 293 S Main Street P o ide ce Rhode Isla d 02903						
toward the costs of a meeting on impro ing nationally competiti e scholarship prog ams held in Bellagio Italy November 2002	0 00	0 00	60 75	60 75	0 00	0 00
VIRGINIA						
University of Virginia Charlottes ille Virginia 22904						
toward the costs of tra el for nine individuals from developing countries to participate in a conference Caribbea Literature A chive to be held at the Bellagio St dy and Confe e ce Center June 2004	0 00	11 200 00	5 466 00	5 734 00	0 00	0 00
GENERAL FOUNDATION ADMINISTERED PROJECTS						
for a project to research a d document the Foundation s use of field offices and other forms of field presence over its 90-year history	0 00	12 000 00	11 600 00	0 00	0 00	400 00
for a series of consultancies to assist in the future de elopment of the Bellagio programs	0 00	100 000 00	66 906 41	0 00	0 00	33 093 59

PROGRAM COUNTRY US STATE Grantee Name(s) Person(s) or Institution(s) Purpose	UNEXPENDED BALANCE AS OF 01-Jan 2004	APPROVED IN 2004	NET EXPENDITURES AS OF Dec 2004	LAPSES (Incl cancs & recens) IN 2004	REVERSIONS (Incl cancs & recens) IN 2004	UNEXPENDED BALANCE AS OF Dec 2004
ASSETS & CAPACITIES						
GENERAL FOUNDATION ADMINISTERED PROJECTS						
for a series of consultancies to assist in the integration of program learning and evaluation mechanisms into the Foundation s areas of work	15 210 66	0 00	15 210 66	0 00	0 00	0 00
for a series of consultancies to assist in the integration of program learning and evaluation mechanisms into the Foundation s areas of work	31 717 24	0 00	29 871 09	0 00	0 00	1 846 15
for a series of consultancies to assist in the integration of program learning and evaluation mechanisms into the Foundation s areas of work	25 000 00	0 00	24 500 00	0 00	0 00	500 00
for a series of co s ita cies to assist i the integ ation of program learning and evaluation mechanisms l to the Foundation s a eas of work	0 00	300 000 00	243 471 71	0 00	0 00	56 528 29
for a series of consultancies to assist in the integration of program learning and evaluation mechanisms into the Fo ndatio s a eas of wo k	0 00	75 000 00	35 882 09	0 00	0 00	39 117 91
for the costs of cond cti g resea ch on geographic and issue inte ests within the public/go ernment sector and an analysis of the Foundation s work to identify opportunities for more effective sharing of the expertise knowledge and evidence based work of the Foundation and its grantees	0 00	115 000 00	0 00	0 00	0 00	115 000 00
to apply frameworks for assessing the social impact of ProVenEx investments	204 910 68	0 00	111 499 22	0 00	0 00	93 411 46
to develop frameworks for measuring the social returns on ProVenEx in estments	7 058 04	0 00	1 495 00	0 00	0 00	5 563 04
to enhance access to and dissemination of program information and research for the nonprofit business and government sectors prospective grantees the general public and the media	0 00	375 000 00	0 00	0 00	0 00	375 000 00
to explore the feasibility of establishing a non profit entity separate from the Rockefeller Foundation to ensure the long term sustainability of the communication for social change work and if feasible to develop a business plan and mobili e eso ces to la nch the e tity	5 866 92	0 00	0 00	5 866 92	0 00	0 00
to facilitate the organization and establishment of an investment fund to provide capital and technical assistance to small and medium si ed agribusiness companies serving small and medium sized farmers in eastern and southern Africa	201 102 83	0 00	78 280 24	0 00	0 00	122 822 59
to support an assessment of existing communication infrastructure in the focus countries of the Foundation s North American Transnational Communities initiative and an examination of communication challenges and strategies used by organizations to assist transnational groups	67 500 00	0 00	67 500 00	0 00	0 00	0 00

PROGRAM COUNTRY US STATE Grantee Name(s) Person(s) or Institution(s) Purpose	UNEXPENDED BALANCE AS OF 01-Jan 2004	APPROVED IN 2004	NET EXPENDITURES AS OF Dec 2004	LAPSES (Incl cancs & recens) IN 2004	REVERSIONS (Incl cancs & recens) IN 2004	UNEXPENDED BALANCE AS OF Dec 2004
ASSETS & CAPACITIES						
GENERAL FOUNDATION ADMINISTERED PROJECTS						
toward the cost of a workshop, Communication for Social Change: Educati g and Training Professionals held at the Bellagio Study and Conference Center May 20 24 2002	3 708 30	0 00	3 708 30	0 00	0 00	0 00
toward the cost of follow p acti ities resulting from Bellagio Workshops o Communication for Social Change: Educating and Training Professionals Includi g la dscaping communication courses run by universities schools of public health a d ag icultural e te sio age cies and de eloping Communication for Social Change curricula for workshops and master s programs	36 432 89	0 00	16 243 86	0 00	0 00	20 189 03
toward the costs of a conference entitled: Balancing Community and Economic In Community Economic Development to be held at the Bellagio Study and Conference Cente September 2004	0 00	100 000 00	68 932 03	0 00	0 00	31 067 97
toward the costs of a symposium on the role of journalism in promoting community alues held May 30 June 1 2002 in conjunction with R tgers Uni ersity s Jour alism Reso rces Institute	2 589 05	0 00	787 44	1 801 61	0 00	0 00
toward the costs of a workshop entitled Building the Blended Value Capital Market to be held in Gene a Switzerland September 2004	0 00	25 000 00	2 290 92	0 00	0 00	22 709 08

PROGRAM COUNTRY US STATE Grantee Name(s) Person(s) or Institution(s) Purpose	UNEXPENDED BALANCE AS OF 01-Jan 2004	APPROVED IN 2004	NET EXPENDITURES AS OF Dec 2004	LAPSES (Incl cancs & recens) IN 2004	REVERSIONS (Incl cancs & recens) IN 2004	UNEXPENDED BALANCE AS OF Dec 2004
ASSETS & CAPACITIES						
GENERAL FOUNDATION ADMINISTERED PROJECTS						
Rockefeller Foundation Matching Gift Program	**245 277 29**	**2 000 000 00**	**2 068 885 02**	**0 00**	**0 00**	**176 392 27**
100 BLACK MEN OF GREATER DETROIT INC			22 500 00			
ABYSSINIAN BAPTIST CHURCH INC			300 00			
ABYSSINIAN DEVELOPMENT CORP			1 050 00			
ACCION INTERNATIONAL			75 00			
ACLU FOUNDATION			750 00			
ADIRONDACK COUNCIL INC			150 00			
AFRICA ACTION			300 00			
AFRICA AMERICA INSTITUTE			19 998 00			
AFRICAN ANCESTRAL LESBIANS UNITED FOR SOCIETAL CHANGE			75 00			
AID TO ARTISANS INC			750 00			
ALAMEDA COUNTY COMMUNITY FOOD BANK INC			240 00			
ALEXANDRIA FIRST PRESBYTERIAN CHURCH			2 700 00			
ALL SAINTS EPISCOPAL CHURCH			300 00			
ALPHA ONE FOUNDATION INC			375 00			
ALVIN AILEY DANCE FOUNDATION INC			900 00			
ALZHEIMER S DISEASE AND RELATED DISORDERS ASSN INC			60 00			
AM SOCIETY OF THE MOST VENERABLE ORDER OF HOSP OF STJOHN OF JERU			3 000 00			
AMERICAN ASSOCIATION FOR THE ADVANCEMENT OF SCIENCE			855 00			
AMERICAN CANCER SOCIETY			675 00			
AMERICAN CANCER SOCIETY INC			225 00			
AMERICAN CONSTITUTION SOCIETY FOR LAW AND POLICY			150 00			
AMERICAN DIABETES ASSOCIATION INC			750 00			
AMERICAN DIVISION OF THE WORLD ACADEMY OF ART AND SCIENCE			1 500 00			
AMERICAN FOUNDATION FOR THE UNIVERSITY			3 000 00			
AMERICAN FRIENDS OF THE EPISCOPAL DIOCESE OF JERUSALEM			300 00			
AMERICAN FUND FOR CHARITIES			3 000 00			
AMERICAN HEART ASSOCIATION INC			90 00			
AMERICAN MUSEUM OF NATURAL HISTORY			600 00			
AMERICAN SOCIETY FOR THE PREVENTION OF CRUELTY TO ANIMALS			300 00			
AMERICANS FOR UNESCO			750 00			
AMIGOS DEL MUSEO DEL BARRIO			1 500 00			
AMNESTY INTERNATIONAL USA INC			4 485 00			
AN URBAN ALTERNATIVE OF NY INC			45 000 00			
ANIMAL ADOPTION CENTER			150 00			
ARCHDIOCESE OF LOS ANGELES			3 000 00			
ASIAN AMERICAN HEALTH FORUM			1 500 00			

PROGRAM COUNTRY US STATE Grantee Name(s) Person(s) or Institution(s) Purpose	UNEXPENDED BALANCE AS OF 01 Jan 2004	APPROVED IN 2004	NET EXPENDITURES AS OF Dec 2004	LAPSES (I cl cancs & recens) IN 2004	REVERSIONS (Incl cancs & recens) IN 2004	UNEXPENDED BALANCE AS OF Dec 2004
ASIAN AMERICAN WRITERS WORKSHOP INCORPORATED			300 00			
ASIAN UNIVERSITY FOR WOMEN (AUW) SUPPORT FOUNDATION			3 750 00			
ASSOCIATED PARENT CLUBS OF PIEDMONT			2 250 00			
ASSOCIATION OF GRADUATES OF THE UNITED STATES MILITARY ACADEMY			1 200 00			
AUBURN THEOLOGICAL SEMINARY			600 00			
BALLET HISPANICO OF NEW YORK			7 500 00			
BALLET TECH FOUNDATION INC			750 00			
BATES COLLEGE			90 000 00			
BEACON SLOOP CLUB INC			300 00			
BENNETT COLLEGE			33 000 00			
BENNINGTON COLLEGE			15 000 00			
BERGEN COMMUNITY BLOOD SERVICES FOUNDATION INC			75 00			
BETHEL VISITING NURSE ASSOCIATION INC			300 00			
BETTER WORLD FUND			150 00			
BIDE A WEE HOME ASSOCIATION			300 00			
BLACK LEADERSHIP COMMISSION AIDS INC			375 00			
BOARD OF TRUSTEES OF THE LELAND STANFORD JR UNIVERSITY			4 500 00			
BOYS CHOIR OF HARLEM INC			1 500 00			
BRADLEY HILLS PRESBYTERIAN CHURCH			75 00			
BREARLEY SCHOOL			3 000 00			
BRITISH MEMORIAL GARDEN TRUST			2 250 00			
BROOKLYN BOTANIC GARDEN			2 250 00			
BROWN UNIVERSITY			3 600 00			
BRYN MAWR COLLEGE			48 750 00			
BUILDING WITH BOOKS INC			1 500 00			
CAMP SPEERS ELJABAR YMCA			7 500 00			
CAREER TRANSITION FOR DANCERS INC			1 500 00			
CASCADE UNITED METHODIST CHURCH			300 00			
CATHEDRAL SCHOOL			675 00			
CATHOLIC FOREIGN MISSION SOCIETY OF AMERICA INC			30 000 00			
CATHOLIC NEAR EAST WELFARE ASSOCIATION			900 00			
CATLIN GABEL SCHOOL			15 000 00			
CENTER FOR ARTISTRY IN TEACHING			300 00			
CENTER FOR CUBAN STUDIES			3 000 00			
CENTER FOR HOPE INC			150 00			
CENTER FOR PUBLIC INTEGRITY			300 00			
CENTER FOR RESOURCE ECONOMICS			3 000 00			
CENTER FOR THE ADVANCEMENT OF WOMEN			3 000 00			
CENTER FOR THE STUDY OF CLASSICAL ARCHITECTURE INC			375 00			
CENTER ON BUDGET & POLICY PRIORITIES			6 000 00			
CENTRAL STATE UNIVERSITY FOUNDATION			7 500 00			

PROGRAM COUNTRY US STATE Grantee Name(s) Person(s) or Institution(s) Purpose	UNEXPENDED BALANCE AS OF 01-Jan 2004	APPROVED IN 2004	NET EXPENDITURES AS OF Dec 2004	LAPSES (Incl cancs & recens) IN 2004	REVERSIONS (Incl cancs & recens) IN 2004	UNEXPENDED BALANCE AS OF Dec 2004
CHAMBER MUSIC SOCIETY OF LINCOLN CENTER			11 025 00			
CHARITABLE AND EDUCATION TRUST GRAND LODGE OF PA ORDER			750 00			
CHILDREN INTERNATIONAL			525 00			
CHILDRENS DEFENSE FUND			4 500 00			
CHILDRENS FUND FOR GLYCOGEN STORAGE DISEASE RESEARCH INC			300 00			
CHILDRENS HEALTH FUND			375 00			
CHILDRENS HOPE FOUNDATION			300 00			
CHILDRENS MUSEUM CORP			15 000 00			
CHILDRENS MUSEUM OF THE EAST END			90 000 00			
CHILDRENS STOREFRONT			375 00			
CHRIST CHURCH			750 00			
CHRIST CHURCH BRONXVILLE			4 500 00			
CHRIST EPISCOPAL CHURCH			900 00			
CHRISTIAN HERALD ASSOCIATION INC INC INC			150 00			
CHURCH FOR ALL NATIONS			3 060 00			
CHURCH OF OUR LADY OF MERCY			1 770 00			
CHURCH OF ST LUKE IN THE FIELDS			10 500 00			
CHURCH OF THE INTERCESSION			30 540 00			
CIRCLE FOUNDATION INC			30 000 00			
CITIZENS HIGHLY INTERESTES IN MUSIC EDUCATION			225 00			
CITY HARVEST INC			1 554 00			
CITY LIMITS COMMUNITY INFORMATION SERVICES INC			300 00			
CITYMEALS ON WHEELS			450 00			
CLEAN WATER FUND			1 500 00			
CLOSE TO HOME DOMESTIC VIOLENCE PREVENTION INITIATIVE INC			75 00			
COLGATE ROCHESTER DIVINITY SCHOOL			375 00			
COLLEGIATE SCHOOL			2 250 00			
COLONIAL WILLIAMSBURG FOUNDATION			900 00			
COMMUNICATION FOR SOCIAL CHANGE CONSORTIUM			7 500 00			
COMMUNICATION FOR SOCIAL CHANGE CONSORTIUM INC			15 000 00			
COMMUNITY OF THE HOLY SPIRIT			375 00			
COMMUNITY RESOURCE EXCHANGE INC			300 00			
CONNECTICUT FOOD BANK			150 00			
CONNECTICUT HUMANE SOCIETY			450 00			
CONNECTICUT PUBLIC BROADCASTING INC			600 00			
CONNECTION FOR WOMEN AND FAMILIES INC			60 00			
CORE COMPETENCE FOUNDATION			450 00			
CORNELL UNIVERSITY			75 00			
CORO EASTERN CENTER INC			600 00			
CORO SOUTHERN CALIFORNIA INC			3 750 00			
CORPORATION OF HAVERFORD COLLEGE			4 500 00			

PROGRAM COUNTRY US STATE Grantee Name(s) Person(s) or Institution(s) *Purpose*	UNEXPENDED BALANCE AS OF 01-Jan 2004	APPROVED IN 2004	NET EXPENDITURES AS OF Dec 2004	LAPSES (incl cancs & recens) IN 2004	REVERSIONS (Incl cancs & recens) IN 2004	UNEXPENDED BALANCE AS OF Dec 2004
COUNCIL ON FOREIGN RELATIONS INC			375 00			
COVENANT HOUSE			450 00			
CRANBROOK EDUCATIONAL COMMUNITY			4 500 00			
CROSS INTERNATIONAL CATHOLIC OUTREACH INC			150 00			
CUBAN ARTISTS FUND INC			450 00			
CURTIS HIGH SCHOOL			1 800 00			
CURTIS HIGH SCHOOL FOUNDATION INC			0 00			
DANA FARBER CANCER INSTITUTE			1 650 00			
DARIEN EMERGENCY MEDICAL SERVICES POST 53 INC POST 53 INC			150 00			
DESMOND TUTU PEACE FOUNDATION			900 00			
DETROIT AREA PRE COLLEGE ENGINEERING PROGRAM INC			7 500 00			
DETROIT EDUCATIONAL TELEVISION FOUNDATION			3 000 00			
DETROIT OMEGA FOUNDATION INC			375 00			
DISABLED AMERICAN VETERANS			150 00			
DOCTORS OF THE WORLD USA INC			600 00			
DOCTORS WITHOUT BORDERS USA INC			375 00			
DONALD DANFORTH PLANT SCIENCE CENTER			1 200 00			
DUKE UNIVERSITY			28 598 43			
EARLY MUSIC AMERICA INC			750 00			
EAST BAY CHINESE SCHOOL			150 00			
EAST HARLEM COUNCIL FOR HUMAN SERVICES INC			2 100 00			
EAST LYNNE COMPANY			10 500 00			
EASTERN PARALYZED VETERANS ASSOCIATION INC			90 00			
EDUCATIONAL BROADCASTING CORP			75 00			
EDUCATIONAL BROADCASTING CORPORATION			5 475 00			
ELECTRONIC FRONTIER FOUNDATION			1 500 00			
ELEMENTARY INSTITUTE OF SCIENCE			1 500 00			
EMMANUAL LUTHERAN CHURCH ENDOWMENT FUND			600 00			
EMMAUS HOUSE INC			300 00			
ENTERTAINMENT INDUSTRY FOUNDATION (EIF)			150 00			
EPISCOPAL CHARITIES OF THE DIOCESE OF NEW YORK			1 050 00			
EPISCOPAL DIOCESE OF BETHLEHEM			75 00			
EPISCOPAL DIOCESE OF LONG ISLAND			1 500 00			
EPISCOPAL DIVINITY SCHOOL			1 050 00			
EPISCOPAL RELIEF AND DEVELOPMENT			120 00			
EPISCOPAL SOCIAL SERVICES OF NEW YORK INC			300 00			
EQUAL RIGHTS ADVOCATES INC			750 00			
ESPERANZA PEACE AND JUSTICE CENTER CENTER			1 500 00			
FAMILY HEALTH PROJECT INC			450 00			
FEDERATION OF AMERICAN SCIENTISTS			1 500 00			
FELLOWS OF THE RSA IN THE UNITED STATES			750 00			

PROGRAM COUNTRY US STATE Gra tee Name(s) Person(s) or Institution(s) Purpose	UNEXPENDED BALANCE AS OF 01-Jan 2004	APPROVED IN 2004	NET EXPENDITURES AS OF Dec 2004	LAPSES (Incl cancs & recens) IN 2004	REVERSIONS (Incl cancs & recens) IN 2004	UNEXPENDED BALANCE AS OF Dec 2004
FEMINIST MAJORITY FOUNDATION			150 00			
FEMINIST PRESS INC			579 00			
FIFTH AVENUE COMMITTEE INC			450 00			
FILM/VIDEO ARTS INC			1 500 00			
FIRST CONGREGATIONAL CHURCH OF NORWALK			29 625 00			
FIRST EVANGELICAL FREE CHURCH			999 00			
FIRST PRESBYTERIAN CHURCH OF BERKELEY			19 395 00			
FLORENCE IMMIGRANT & REFUGEE RIGHTS PROJECT INC			300 00			
FORT HAMILTON HIGH SCHOOL			0 00			
FOUNDATION FOR HEALTH ENHANCEMENT OF RUSSIAN ORPHANS			75 00			
FOUNTAIN HOUSE HOUSING INC			1 500 00			
FREE RANGE ARTS INC			3 000 00			
FRENCH AMERICAN AID FOR CHILDREN INC			375 00			
FRIENDS OF ALTA			300 00			
FRIENDS OF P S 166 INC			1 500 00			
FRIENDS OF PUBLIC RADIO INC			1 500 00			
FRIENDS OF THE NEW FAIRFIELD LIBRARY INC			750 00			
FRIENDS OF THE NEW PROVIDENCE MEMORIAL LIBRARY			75 00			
FRIENDS OF THE SHAKERS			75 00			
FRIENDS OF WEST WINDSOR OPEN SPACE INC			75 00			
FUND FOR ORPHANS OF AIDS IN AFRICA			3 000 00			
FUND FOR PUBLIC SCHOOLS INC			810 00			
FUND FOR RECONCILIATION AND DEVELOPMENT			600 00			
FUND FOR SOUTHERN COMMUNITIES INC			3 000 00			
FUNDERS CONCERNED ABOUT AIDS			225 00			
FUNDERS FOR LESBIAN AND GAY ISSUES			150 00			
GAY MEN S HEALTH CRISIS INC			3 135 00			
GENERAL THEOLOGICAL SEMINARY OF THE EPISCOPAL CHURCH			52 500 00			
GEORGETOWN UNIVERSITY			3 120 00			
GETTYSBURG COLLEGE			150 00			
GLOBAL FUND FOR WOMEN			1 800 00			
GLOBAL FUND FOR WOMEN INC			1 500 00			
GLOBAL HEALTH COUNCIL INC			1 500 00			
GLOBAL KIDS INC			3 000 00			
GOD S LOVE WE DELIVER INC			150 00			
GOODSPEED OPERA HOUSE FOUNDATION			150 00			
GRASSROOTS INTERNATIONAL INC			999 99			
GREATER YELLOWSTONE COALITION			7 500 00			
GREATER YELLOWSTONE COALITION INC			7 500 00			
GREEN GUERILLAS			150 00			
GREEN SPHERE INCORPORATED			15 000 00			

PROGRAM COUNTRY US STATE Grantee Name(s) Person(s) or Institution(s) Purpose	UNEXPENDED BALANCE AS OF 01 Jan 2004	APPROVED IN 2004	NET EXPENDITURES AS OF Dec 2004	LAPSES (incl cancs & recens) IN 2004	REVERSIONS (i cl ca cs & recens) IN 2004	UNEXPENDED BALANCE AS OF Dec 2004
GREENPEACE FUND INC			75 00			
GROUP I ACTING COMPANY INC			26 250 00			
HABITAT FOR HUMANITY INTERNATIONAL INC			1 560 00			
HABITAT FOR HUMANITY PUTNAM COUNTY NY			750 00			
HACKENSACK MEDICAL CENTER			60 00			
HACKENSACK MEDICAL CENTER FOUNDATION			75 00			
HARLEM CONGREGATIONS FOR COMMUNITY IMPROVEMENT INC			600 00			
HARLEM LEGAL SERVICES INC			150 00			
HARVARD COLLEGE			150 00			
HARVARD UNIVERSITY			0 00			
HB PLAYWRIGHTS FOUNDATION INC			300 00			
HEIFER PROJECT INTERNATIONAL			1 500 00			
HEIFER PROJECT INTERNATIONAL INC			1 200 00			
HELP HOSPITALIZED VETERANS INC			60 00			
HETRICK MARTIN INSTITUTE			7 500 00			
HIGH HOPES THERAPEUTIC RIDING INC			7 500 00			
HIGHLANDER RESEARCH & EDUCATION CENTER			3 000 00			
HILLSBOROUGH CHINESE LANGUAGE SCHOOL INC			1 800 00			
HORIZONS UPWARD BOUND			750 00			
HOSPITALLER BROTHERS OF ST JOHN OF GOD			225 00			
HOUSING WORKS INC			1 500 00			
HUMAN RIGHTS WATCH INC			2 250 00			
HUMANE SOCIETY OF NEW YORK			300 00			
HUMANE SOCIETY OF WESTERN COLORADO INC			300 00			
HUMANITY IN ACTION INC			750 00			
HUNTER COLLEGE FOUNDATION INC			9 000 00			
HUNTINGTON ARTS COUNCIL INC			300 00			
IMPERIAL COLLEGE FOUNDATION INC			7 500 00			
INSTITUTE FOR WOMEN S POLICY RESEARCH			750 00			
INSTITUTE OF CLASSICAL ARCHITECTURE			375 00			
INSTITUTE OF INTERNATIONAL EDUCATION			1 500 00			
INTERCULTURAL NURSING INC			300 00			
INTERFAITH CARE ALLIANCE			150 00			
INTERNATIONAL DOCUMENTARY			7 500 00			
INTERNATIONAL FOUNDATION FOR TERROR ACT VICTIMS			1 050 00			
INTERNATIONAL ORGANIZATION FOR ADOLESCENTS INC			32 115 00			
INTERNATIONAL PARURESIS ASSOCIATION INC			825 00			
INTERNATIONAL RESCUE COMMITTEE			75 00			
INTERNATIONAL WOMEN S HEALTH COALITION			1 500 00			
ITALIAN GREYHOUND RESCUE FOUNDATION INC			750 00			
JAMAICA IMPACT INC			255 00			

PROGRAM COUNTRY US STATE Grantee Name(s) Person(s) or Institution(s) Purpose	UNEXPENDED BALANCE AS OF 01 Jan 2004	APPROVED IN 2004	NET EXPENDITURES AS OF Dec 2004	LAPSES (Incl cancs & recens) IN 2004	REVERSIONS (Incl cancs & recens) IN 2004	UNEXPENDED BALANCE AS OF Dec 2004
JAPANESE AMERICAN SOCIAL SERVICES INC			300 00			
JOAN MILLER & THE CHAMBER ARTS DANCE PLAYERS			300 00			
JOHNS HOPKINS UNIVERSITY			3 750 00			
JUBILEE BAPTIST CHURCH INC			1 951 50			
JUBILEE BAPTIST CHURCH INC			900 00			
JUNIOR LEAGUE OF THE CITY OF NEW YORK INC			225 00			
JUVENILE DIABETES RESEARCH FOUNDATION INTERNATIONAL			75 00			
KQED INC			1 050 00			
LA CLINICA DE LA RAZA FRUITVALE HEALTH PROJECT INC			15 000 00			
LAKE SCHOOL CORPORATION			450 00			
LANDMARK COLLEGE INC			750 00			
LEAGUE OF WOMEN VOTERS EDUCATIONAL FUND			225 00			
LEAGUE TO SAVE LAKE TAHOE			225 00			
LEGAL AID SOCIETY			375 00			
LEGAL MOMENTUM			750 00			
LEHIGH UNIVERSITY			75 00			
LESBIAN & GAY COMMUNITY SERVICES CENTER			150 00			
LEUKEMIA & LYMPHOMA SOCIETY INC			600 00			
LEUKEMIA AND LYMPHOMA SOCIETY			300 00			
LEUKEMIA AND LYMPHOMA SOCIETY INC			360 00			
LITTLE BABY FACE FOUNDATION			525 00			
LSE CENTENNIAL FUND			1 050 00			
LYME HISTORICAL SOCIETY			15 000 00			
LYME HISTORICAL SOCIETY FLORENCE GRISWOLD MUSEUM			15 000 00			
MARCH OF DIMES BIRTH DEFECTS NATIONAL FOUNDATION			960 00			
MARITIME INDUSTRY MUSEUM AT FORT SCHUYLER			750 00			
MARYKNOLL SISTERS OF ST DOMINIC INC			150 00			
MARYMOUNT MANHATTAN COLLEGE			750 00			
MASSACHUSETTS FOUNDATION FOR THE HUMANITIES			300 00			
MEMORIAL SLOAN KETTERING CANCER CENTER			75 00			
MEMORIAL UNITED METHODIST CHURCH			15 000 00			
MERCY CORPS			150 00			
METROPOLITAN MUSEUM OF ART			1 200 00			
METROPOLITAN OPERA ASSOCIATION INC			150 00			
MEXICAN AMERICAN LEGAL DEFENSE AND EDUCATIONAL FUND			54 450 00			
MEXICAN MUSEUM			1 500 00			
MICHAEL J FOX FOUNDATION FOR PARKINSON S RESEARCH			420 00			
MICHIGAN STATE UNIVERSITY			30 000 00			
MONTCLAIR KIMBERLY ACADEMY FOUNDATION			750 00			
MONTEREY INSTITUTE OF INTERNATIONAL STUDIES			57 000 00			
MOREHOUSE COLLEGE			1 200 00			

PROGRAM COUNTRY US STATE Grantee Name(s) Person(s) or Institution(s) Purpose	UNEXPENDED BALANCE AS OF 01-Jan 2004	APPROVED IN 2004	NET EXPENDITURES AS OF Dec 2004	LAPSES (Incl cancs & recens) IN 2004	REVERSIONS (Incl cancs & recens) IN 2004	UNEXPENDED BALANCE AS OF Dec 2004
MORNINGSIDE MONTESSORI SCHOOL ASSOCIATION			825 00			
MOUNT ALVERNO HIGH SCHOOL			750 00			
MOUNT HOLYOKE COLLEGE			9 000 00			
MOUNT SAINT DOMINIC ACADEMY			375 00			
MOUNT VERNON LADIES ASSOCIATION OF THE UNION			117 00			
MOVING IMAGE INC			285 00			
MULLER WORKS FOUNDATION			300 00			
MULTIPLE SCLEROSIS FOUNDATION			90 00			
MUSCULAR DYSTROPHY ASSOCIATION			600 00			
MUSCULAR DYSTROPHY ASSOCIATION OF NEW YORK			150 00			
MUSE FILM AND TELEVISION INC			3 000 00			
MUSEUM FOR AFRICAN ART			375 00			
MUSEUM OF FINE ARTS			1 500 00			
MUSEUM OF RADIO AND TELEVISION			105 00			
MUSIC THEATRE GROUP INC			75 00			
MUSICAL MASTERWORKS INC			1 125 00			
NAT CONSORTIUM FOR GRAD DEGREES FOR MINORITIES IN ENGINEERING			7 500 00			
NATIONAL ASSOCIATION FOR THE ADVANCEMENT OF COLORED PEOPLE			300 00			
NATIONAL ASSOCIATION OF COMICS ARTS EDUCATORS INC			1 500 00			
NATIONAL AUDUBON SOCIETY INC			405 00			
NATIONAL COUNCIL FOR RESEARCH ON WOMEN INC			375 00			
NATIONAL LOW INCOME HOUSING COALITION			3 750 00			
NATIONAL MULTIPLE SCLEROSIS SOCIETY NYC CHAPTER			300 00			
NATIONAL PARTNERSHIP FOR WOMEN & FAMILIES INC			750 00			
NATIONAL PUBLIC RADIO INC			1 500 00			
NATIONAL YIDDISH BOOK CENTER INC			108 00			
NATURAL HISTORY MUSEUM OF THE ADIRONDACKS			300 00			
NATURAL RESOURCES COUNCIL OF MAINE			300 00			
NATURAL RESOURCES DEFENSE COUNCIL INC			105 00			
NATURAL RESOURCES DEFENSE COUNCIL INC			8 081 25			
NATURE CONSERVANCY INC			31 590 00			
NEW CENTURY ARTISTS INC			900 00			
NEW YORK ASIAN WOMEN S CENTER INC			300 00			
NEW YORK BOTANICAL GARDEN			1 050 00			
NEW YORK CARES			600 00			
NEW YORK CITY NEIGHBORHOOD OPEN SPACE COALITION INC COALITION INC			150 00			
NEW YORK COMMUNITY TRUST			4 500 00			
NEW YORK CONSORT OF VIOLS			600 00			
NEW YORK FOUNDATION FOR THE ARTS INC			3 375 00			
NEW YORK HOSPITAL CORNELL MEDICAL CENTER FUND INC			300 00			
NEW YORK INSIGHT INC			300 00			

PROGRAM COUNTRY US STATE Grantee Name(s) Person(s) or Institution(s) Purpose	UNEXPENDED BALANCE AS OF 01-Jan 2004	APPROVED IN 2004	NET EXPENDITURES AS OF Dec 2004	LAPSES (Incl cancs & recens) IN 2004	REVERSIONS (Incl cancs & recens) IN 2004	UNEXPENDED BALANCE AS OF Dec 2004
NEW YORK LANDMARKS CONSERVANCY			750 00			
NEW YORK PUBLIC LIBRARY			900 00			
NEW YORK RESTORATION PROJECT			300 00			
NEW YORK ROAD RUNNERS FOUNDATION INC			300 00			
NEW YORK SHAKESPEARE FESTIVAL			300 00			
NEW YORK TIMES NEEDIEST CASES FUND			1 500 00			
NEW YORK UNIVERSITY			1 110 00			
NEW YORK WOMEN S FOUNDATION			3 000 00			
NEWARK PUBLIC RADIO INC			75 00			
NORTH SHORE ANIMAL LEAGUE INC			150 00			
NORWICH FREE ACADEMY FOUNDATION INC			300 00			
NOW LEGAL DEFENSE AND EDUCATION FUND			750 00			
ODYSSEY HOUSE INC OF NEW YORK			75 00			
OPERA EBONY INC			750 00			
OPERATION CROSSROADS AFRICA II INC			300 00			
OPERATION HOPE OF FAIRFIELD INC			180 00			
OPERATION VISION 007			15 000 00			
ORDER OF ST HELENA			195 00			
OUR LADY OF PEACE CHURCH			1 749 00			
OVERLOOK HOSPITAL FOUNDATION			120 00			
OXFAM AMERICA INC			3 000 00			
P S 161			1 020 00			
PACIFIC LUTHERAN UNIVERSITY			2 100 00			
PARTNERS FOR SACRED PLACES INC			675 00			
PARTNERS IN HEALTH			30 063 45			
PEACEJAM FOUNDATION			750 00			
PERFORMANCE ZONE INC			1 206 00			
PERFORMING ARTS CENTER FOUNDATION INC			3 000 00			
PERSON TO PERSON INC			300 00			
PHILADELPHIA JEWISH ARCHIVES CENTER			3 112 59			
PLANNED PARENTHOOD FEDERATION OF AMERICA			150 00			
PLANNED PARENTHOOD FEDERATION OF AMERICA INC			600 00			
PLOUGHSHARES FUND			1 500 00			
POLYHYMNIA MUSIC FOUNDATION INC			750 00			
POPULATION COMMUNICATIONS INTERNATIONAL			750 00			
PORT CHESTER DOG TRAINING ASSOCIATION INC			720 00			
PORTSMOUTH ABBEY SCHOOL			30 000 00			
PRATT INSTITUTE			2 400 00			
PRESBYTERIAN CHURCH OF UPPER MONTCLAIR			2 220 00			
PRESIDENT & FELLOWS OF MIDDLEBURY COLLEGE			75 00			
PRINCETON UNIVERSITY			1 050 00			

PROGRAM COUNTRY US STATE Grantee Name(s) Person(s) or Institution(s) Purpose	UNEXPENDED BALANCE AS OF 01-Ja 2004	APPROVED IN 2004	NET EXPENDITURES AS OF Dec 2004	LAPSES (Incl cancs & recens) IN 2004	REVERSIONS (I cl ca cs & recens) IN 2004	UNEXPENDED BALANCE AS OF Dec 2004
PROGRESS FOUNDATION			750 00			
PRUNE BELLY SYNDROME NETWORK INC			1 500 00			
PUBLIC CONVERSATIONS PROJECT INC			3 000 00			
PUBLIC MEDIA CENTER			19 749 99			
PUTNAM COUNTY HUMANE SOCIETY INC			1 500 00			
PUTNAM NORTHERN WESTCHESTER WOMEN S RESOURCE CENTER INC			3 000 00			
QUEENS UNIVERSITY OF CHARLOTTE			4 500 00			
RESOURCE INSTITUTE FOR LOW ENTROPY SYSTEMS			3 000 00			
RIGPA FELLOWSHIP			1 200 00			
RIVERSIDE CHORAL SOCIETY INC			150 00			
ROCKEFELLER UNIVERSITY			675 00			
RONALD McDONALD HOUSE OF NEW YORK			300 00			
ROULETTE INTERMEDIUM INC			5 400 00			
ROXBURY LATIN SCHOOL			75 00			
RUTGERS UNIVERSITY FOUNDATION			2 463 12			
SACRED HEART UNIVERSITY			825 00			
SAG HARBOR HISTORICAL SOCIETY			900 00			
SALVATION ARMY			1 950 00			
SALVATION ARMY & ITS COMPONENTS			150 00			
SALZBURG SEMINAR IN AMERICAN STUDIES INC			2 250 00			
SAN DOMENICO SCHOOL FOR GIRLS			375 00			
SARAH LAWRENCE COLLEGE			1 500 00			
SAVE THE CHILDREN FEDERATION INC			3 864 00			
SAVE VENICE INC			300 00			
SAYRE SCHOOL			30 000 00			
SCIENTIFIC TECHNOLOGY AND SUSTAINABLE AGRICULTURE DEVELOPMENT			3 000 00			
SEABROOK ISLAND GREEN SPACE CONSERVANCY			150 00			
SEACARE HEALTH SERVICES			75 00			
SELF HELP GRAPHICS AND ARTS INC			9 000 00			
SHADY HILL SCHOOL			555 00			
SHARED INTEREST INC			750 00			
SHOWER OF STOLES PROJECT			75 00			
SHUANG WEN ACADEMY NETWORK			1 200 00			
SISTERS OF ST FRANCIS INC			300 00			
SMART KIDS WITH LEARNING DISABILITIES INC			75 00			
SMITH COLLEGE			150 00			
SOCIETY FOR THE PRESERVATION OF WEEKSVILLE & BEDFORD STUYVESANT HISTC			300 00			
SONORAN INSTITUTE			3 000 00			
SOPHIE DAVIS SCHOOL OF BIOMEDICAL EDDUCATION			3 000 00			
SOUND PORTRAITS PRODUCTIONS			300 00			
SOUND PORTRAITS PRODUCTIONS INC			300 00			

PROGRAM COUNTRY US STATE Grantee Name(s) Person(s) or Institution(s) Purpose	UNEXPENDED BALANCE AS OF 01-Jan 2004	APPROVED IN 2004	NET EXPENDITURES AS OF Dec 2004	LAPSES (Incl cancs & recens) IN 2004	REVERSIONS (Incl cancs & recens) IN 2004	UNEXPENDED BALANCE AS OF Dec 2004
SOUTH AFRICA DEVELOPMENT FUND INC			180 00			
SOUTH NORTH DEVELOPMENT INITIATIVE INC			30 000 00			
SOUTHERN POVERTY LAW CENTER			750 00			
SPANISH THEATRE REPERTORY CO LTD			1 500 00			
SPECIAL OLYMPICS CONNECTICUT INC			75 00			
SPENCE SCHOOL			2 250 00			
ST ANDREW S EPISCOPAL CHURCH			375 00			
ST ANN S EPISCOPAL CHURCH			22 500 00			
ST CHRISTOPHER OTTILIE			750 00			
ST DOMINIC HIGH SCHOOL			150 00			
ST FRANCIS HIGH SCHOOL			1 800 00			
ST GABRIEL S SCHOOL			7 500 00			
ST JOSEPH S CHURCH			120 00			
ST JUDE CHILDREN S RESEARCH HOSPITAL			300 00			
ST LUKE S COMMUNITY SERVICES INC			300 00			
ST MARTIN S CHURCH			1 455 00			
ST MARY'S HOLY ASSUMPTION RUSSIAN ORTHODOX CHURCH RUSSIAN ORTHODOX (			1 500 00			
ST MATTHEW S CHURCH			750 00			
ST NICHOLAS HOME INC			90 00			
ST NICHOLAS OF TOLENTINE SCHOOL			150 00			
ST PATRICK S CHURCH			3 825 00			
ST PHILIP THE APOSTLE SCHOOL			1 500 00			
ST STEPHEN OF HUNGARY PARISH			750 00			
ST TERESA OF AVILA CHURCH			150 00			
STANLEY M ISAAC NEIGHBORHOOD CENTER			618 00			
STATUE OF LIBERTY ELLIS ISLAND FOUNDATION INC			300 00			
STONY BROOK MILLSTONE WATERSHED ASSOCIATION			300 00			
STUDIO MUSEUM IN HARLEM INC			225 00			
STUDIO MUSEUM IN HARLEM INC			1 200 00			
SUFI FOUNDATION OF AMERICA			450 00			
SUSAN G KOMEN BREAST CANCER FOUNDATION			450 00			
SUSAN G KOMEN FOUNDATION INC			75 00			
SWEET JANE PRODUCTIONS INC			300 00			
SYNERGOS INSTITUTE			15 000 00			
SYRACUSE UNIVERSITY			150 00			
TECHNOSERVE INC			75 00			
THE BREAST CANCER FUND			150 00			
THE MASTERS SCHOOL			12 750 00			
THE SONORAN INSTITUTE			1 500 00			
THOMAS JEFFERSON MEMORIAL FOUNDATION INC			30 000 00			
TIDES CENTER			93 300 00			

PROGRAM COUNTRY US STATE Grantee Name(s) Person(s) or Institution(s) Purpose	UNEXPENDED BALANCE AS OF 01-Jan 2004	APPROVED IN 2004	NET EXPENDITURES AS OF Dec 2004	LAPSES (I cl ca cs & recens) IN 2004	REVERSIONS (I cl cancs & recens) IN 2004	UNEXPENDED BALANCE AS OF Dec 2004
TOWNWIDE FUND OF HUNTINGTON INC			225 00			
TRANSAFRICA FORUM			3 000 00			
TREEHOUSE SHAKERS INC			375 00			
TREVOR DAY SCHOOL			300 00			
TRICKLE UP PROGRAM INC			180 00			
TRINITY EVANGELICAL LUTHERAN CHURCH CHURCH			375 00			
TRINITY LUTHERAN CHURCH			285 00			
TRINITY ST PAUL S EPISCOPAL CHURCH			600 00			
TRUSTEES OF PHILLIPS ACADEMY			75 00			
UCLA FOUNDATION			3 750 00			
UNITED METHODIST CHURCH OF NEW FAIRFIELD			50 867 70			
UNITED STATES COMMITTEE FOR THE U N POPULATION FUND INC			7 500 00			
UNITED WAY COMMUNITY SERVICES			7 500 00			
UNITED WAY OF GREATER GREENSBORO			33 000 00			
UNITED WAY OF WESTCHESTER AND PUTNAM INC			4 500 00			
UNIVERSITY OF CALIFORNIA BERKELEY FOUNDATION			750 00			
UNIVERSITY OF CALIFORNIA BERKELEY FOUNDATION BERKELEY FOUNDATION			375 00			
UNIVERSITY OF MAINE FOUNDATION			3 750 00			
UNIVERSITY OF MASSACHUSETTS			75 00			
UNIVERSITY OF MICHIGAN			33 300 00			
URBAN ALTERNATIVE OF NY			19 500 00			
URBAN ALTERNATIVE OF NY INC			27 000 00			
US INDOCHINA RECONCILIATION PROJECT FUND FOR RECON & DEVELOP			1 500 00			
US OLYMPIC COMMITTE			75 00			
VASHON MAURY COMMUNITY FOOD BANK			375 00			
VASHON UNITED METHODIST CHURCH			11 220 00			
VIRGINIA OUTDOORS FOUNDATION			3 000 00			
VISITING NURSE SERVICE OF NEW YORK			375 00			
VITAS HOSPICE CHARITABLE FUND			150 00			
VOLUNTEERS OF AMERICA INC			300 00			
WATERFORD INSTITUTE INC			7 500 00			
WAVE HILL INC			375 00			
WEST SIDE YMCA			13 200 00			
WHITE COLUMNS INC			600 00			
WILDLIFE CONSERVATION SOCIETY			501 00			
WITNESS INC			750 00			
WLIW21			2 250 00			
WNYC RADIO			2 274 00			
WOMEN IN NEED INC			4 050 00			
WOMEN MOVING ON INC			3 000 00			
WORLD EDUCATION INC			120 00			

PROGRAM COUNTRY US STATE Grantee Name(s) Person(s) or Institution(s) Purpose	UNEXPENDED BALANCE AS OF 01-Jan 2004	APPROVED IN 2004	NET EXPENDITURES AS OF Dec 2004	LAPSES (incl cancs & recens) IN 2004	REVERSIONS (incl cancs & recens) IN 2004	UNEXPENDED BALANCE AS OF Dec 2004
XAVERIAN HIGH SCHOOL INC			225 00			
YALE UNIVERSITY			375 00			
YOUNG AMERICA S FOUNDATION INC			60 00			
YOUNG DANCERS IN REPERTORY INC			750 00			
YOUNG MEN S CHRISTIAN ASSOCIATION OF GREATER NY			0 00			
YOUTH SERVICE OPPORTUNITIES PROJECT INC			150 00			
ZIGEN FUND INC			750 00			
TOTAL: 93 ASSETS & CAPACITIES	**5 343 559 35**	**8 974 304 00**	**7 769 095 98**	**28 765 58**	**22 719 76**	**6 497 282 03**

PROGRAM COUNTRY US STATE Grantee Name(s) Person(s) or Institution(s) Purpose	UNEXPENDED BALANCE AS OF 01-Jan 2004	APPROVED IN 2004	NET EXPENDITURES AS OF Dec 2004	LAPSES (incl cancs & recens) IN 2004	REVERSIONS (incl cancs & recens) IN 2004	UNEXPENDED BALANCE AS OF Dec 2004
BUILDING DEMOCRACY						
UNITED STATES						
MASSACHUSETTS						
Harvard University						
Massachusetts Hall						
Cambridge Massachusetts 02138						
to establish a biannual forum of gay public leaders jointly sponsored by the Kennedy School Institute of Politics and the Gay Lesbian Bise ual Student Caucus of the Kennedy School on the subject of gay lesbian bisexual transgender *societal equality in the 21st century*	0 00	0 00	1 493 00	0 00	1 493 00	0 00
GENERAL FOUNDATION ADMINISTERED PROJECTS						
for administrati e costs associated with the Ne t Ge eratio Leadership p og am	300 00	0 00	0 00	0 00	0 00	300 00
TOTAL: 2 BUILDING DEMOCRACY	300 00	0 00	1 493 00	0 00	1 493 00	300 00

PROGRAM COUNTRY US STATE Grantee Name(s) Person(s) or Institution(s) Purpose	UNEXPENDED BALANCE AS OF 01-Jan 2004	APPROVED IN 2004	NET EXPENDITURES AS OF Dec 2004	LAPSES (Incl cancs & recens) IN 2004	REVERSIONS (Incl cancs & recens) IN 2004	UNEXPENDED BALANCE AS OF Dec 2004
CREATIVITY & CULTURE						
CAMBODIA						
Khmer Culture Association 15C Street 1986 Sangkatt Roeussey Keo Khann Roeussey Keo Phnom Penh Cambodia						
towa d the costs of the 9th I t natio al Confe nce of the Asia Pacific Society for Ethnomusicology	40 000 00	0 00	40 000 00	0 00	0 00	0 00
Reyum P O Bo 2438 Phnom Penh Cambodia						
toward the costs of research projects to investigate and record local knowledge on three topics: Khmer ornament; tools and practices of the Cambodian countryside; and the development of a memory bank	75 000 00	0 00	75 000 00	0 00	0 00	0 00
Royal University of Fine Arts Phnom Penh Cambodia						
toward the costs of the Cambodian Artists Mentorship Program	150 000 00	0 00	50 000 00	0 00	0 00	100 000 00
ENGLAND						
Book Aid I te atio l 39 41 Coldharbour Lane Camberwell London SE5 9NR England						
toward the costs of its resource packs initiati e a workshop at the Zimbabwe International Book Fair in 2002 a d th impl me tatio of its p og ammatic mo ito i g and e aluatio st ategi s	15 562 00	0 00	15 562 00	0 00	0 00	0 00
International Association for Religious Freedom 2 Market Street Oxford OX1 3EF E gland						
toward the costs of a project to develop a Voluntary Code of Conduct for Religious Communities	10 185 00	0 00	6 141 40	0 00	0 00	4 043 60
OneWorld International Foundation 2nd Floor Ri er House 143 145 Fa ingdon Road London EC1 3AB England						
toward the costs of OneWorld TV a project that fosters social change by using new technologies to disseminate the work of independent film and video makers	75 000 00	0 00	75 000 00	0 00	0 00	0 00

PROGRAM COUNTRY US STATE Grantee Name(s) Person(s) or Institution(s) Purpose	UNEXPENDED BALANCE AS OF 01-Jan 2004	APPROVED IN 2004	NET EXPENDITURES AS OF Dec 2004	LAPSES (incl cancs & recens) IN 2004	REVERSIONS (Incl cancs & recens) IN 2004	UNEXPENDED BALANCE AS OF Dec 2004
CREATIVITY & CULTURE						
JAMAICA						
University of the West Indies 3 Gibralter Camp Road Mona Ki gston 7 Jamaica						
for use by its Cultural Studies Initiative toward the costs of a program that will bring noted scholars to the University for workshops lectures and symposia	**52 640 00**	**0 00**	**26 320 00**	**0 00**	**0 00**	**26 320 00**
MEXICO						
Universidad Nacional Autónoma de México Av Uni ersidad No 3000 Torre de Rectoría Ciudad Universitana Me ico City 04510 Mexico						
for use by its Centro Regional de Investigaciones Multidisciplinarias (CRIM) toward the costs of a program of Rockefeller Foundation Resident Fellowships in the Humanities entitled: The Cultural Dimensions of the Mexican Transition Migration Identity Gender and Violence	**204 000 00**	**0 00**	**103 000 00**	**0 00**	**0 00**	**101 000 00**
PARAGUAY						
El Museo del Barro C di 420 / Pitı t t y Ay l V l q Asuncion Paraguay						
for additional funding of the Rockefeller Foundation Resident Fellowships in the Humanities program Identities in Transition: The Challenges of Art in Today s Paraguay	**45 200 00**	**0 00**	**45 200 00**	**0 00**	**0 00**	**0 00**
SOUTH AFRICA						
Cape Higher Education Consortium 46 Rouwkoop Road Rondebosch 7700 South Africa						
toward the costs of de eloping an academic program in African museum and heritage studies a joint i itiati e of the Uni ersity of the Western Cape the University of Cape Town and the Robben Island Museum	**328 370 00**	**0 00**	**0 00**	**0 00**	**0 00**	**328 370 00**
District Six Museum Foundation P O Box 10178 7905 Caledon Square 25A Buitenmant Street Cape Town 8000 South Africa						
toward the costs of research and public education activities addressing the role of memorialization in the reconstruction of cities in South Africa	**45 700 00**	**0 00**	**0 00**	**0 00**	**0 00**	**45 700 00**

PROGRAM COUNTRY US STATE Grantee Name(s) Person(s) or Institution(s) Purpose	UNEXPENDED BALANCE AS OF 01-Jan 2004	APPROVED IN 2004	NET EXPENDITURES AS OF Dec 2004	LAPSES (Incl cancs & recens) IN 2004	REVERSIONS (Incl cancs & recens) IN 2004	UNEXPENDED BALANCE AS OF Dec 2004
CREATIVITY & CULTURE						
ZIMBABWE						
African Script Development Trust 43 Selous A en e Harare Zimbabwe						
toward the costs of its 2003 and 2004 programmatic acti ities which center on increasing the availability of African films and television programming in African markets	140 000 00	0 00	140 000 00	0 00	0 00	0 00
Harare International Festival of the Arts P O Box A 42 A ondale Harare Zimbabwe						
toward the costs of its 2004 Pan African Program	0 00	35 000 00	35 000 00	0 00	0 00	0 00
UNITED STATES						
CALIFORNIA						
Amrita Performing Arts 4096 Piedmont Avenue #365 Oakland California 94611 5221						
toward general operating support of its mission to assist in the revival of Cambodian performing arts	0 00	60 000 00	60 000 00	0 00	0 00	0 00
ARTS orpsLA 936 Mei Ling Way Los Angeles California 90012						
toward the costs of Spiraling Roots a project in which commu ity members will design and create urban art gardens to promote cultural pride and civic engagement and provide a research laboratory for environmental toxin control	60 000 00	0 00	30 000 00	0 00	0 00	30 000 00
California State University Los Angeles 5151 State University Drive Los Angeles California 90032						
for use by its Center for the Study of Genders and Se ualities and its American Communities Program toward the costs of a program of Rockefeller Fo ndation Resident Fellowships i the Humanities e titled: Becoming and Belo gi g The Alch my of Ide tity i the M ltieth Ic Metropolis '	210 727 00	0 00	101 188 00	0 00	0 00	109 539 00
Community Partners 606 South Olive Street Suite 2400 Los Angeles California 90014						
for use by Khmer Girls in Action, a project of Community Partners toward the costs of Stories from Khmer Long Beach an initiative that will engage young Khmer women through the creation of cultural products that document and explore the history experiences and struggles of Khmer Americans in Long Beach California	149 179 00	0 00	50 000 00	0 00	0 00	99 179 00

PROGRAM COUNTRY US STATE Grantee Name(s) Person(s) or Institution(s) Purpose	UNEXPENDED BALANCE AS OF 01-Jan 2004	APPROVED IN 2004	NET EXPENDITURES AS OF Dec 2004	LAPSES (i cl ca cs & recens) IN 2004	REVERSIONS (incl ca cs & recens) IN 2004	UNEXPENDED BALANCE AS OF Dec 2004
CREATIVITY & CULTURE						
UNITED STATES						
CALIFORNIA						
Cornerstone Theater Company Inc 708 Traction Avenue Los Ang les California 90013						
toward the costs of a project to address the issues of faith and AIDS amo g clergy and members of the Africa America community li ing with HIV/AIDS	**25 000 00**	**0 00**	**25 000 00**	**0 00**	**0 00**	**0 00**
Galena Studio 24 2857 24th Street S Fra is o Califo ia 94110						
towa d the costs of a youth a d comm ity multimedia me torship project linking Latino artists tee agers from Youth Speaks and students from the San Francisco Art Institute	**100 000 00**	**0 00**	**50 000 00**	**0 00**	**0 00**	**50 000 00**
Hispanics in Philanthropy 200 Pine Street Suite 7001 Sa Fra cisco Califo nia 94104						
for continued support of its Funders Collaborative for Strong Latino Communities initiative to build organizational capacity among and a broader funding base for Latino nonprofit organizations in the United States and selected Latin American cou tries	**0 00**	**400 000 00**	**400 000 00**	**0 00**	**0 00**	**0 00**
La Raza Galena Posada 1421 R Street Sacramento Califo ia 95814						
toward the costs of an exhibition on the Royal Chicano Air Force a multidisciplinary artist collaborative established in the Sacramento Valley during the Chicano Civil Rights Movement	**20 000 00**	**0 00**	**0 00**	**0 00**	**0 00**	**20 000 00**
Museum of Contemporary Art San Diego 700 Prospect Street La Jolla California 92037 4291						
toward the costs of the exhibition Strange New World/Ext año N evo Mundo Perspectivas desde Tijua a	**50 000 00**	**0 00**	**50 000 00**	**0 00**	**0 00**	**0 00**
National Alliance of Media Arts Centers Inc 145 Ninth Street Suite 205 San Francisco California 94103						
toward the costs of a communications and outreach campaign to launch Deep Focus The Future of Independent Media report	**0 00**	**100 000 00**	**100 000 00**	**0 00**	**0 00**	**0 00**

PROGRAM COUNTRY US STATE Grantee Name(s) Person(s) or Institution(s) Purpose	UNEXPENDED BALANCE AS OF 01-Jan 2004	APPROVED IN 2004	NET EXPENDITURES AS OF Dec 2004	LAPSES (incl cancs & recens) IN 2004	REVERSIONS (incl cancs & rece s) IN 2004	UNEXPENDED BALANCE AS OF Dec 2004
CREATIVITY & CULTURE						
UNITED STATES						
CALIFORNIA						
Oakland Museum/Museum of California Foundation 1000 Oak Street Oakland California 94607 4892						
toward the costs of the exhibition Next Stop Vietnam California and the Nation Transformed	**25 000 00**	**0 00**	**25 000 00**	**0 00**	**0 00**	**0 00**
Teatro Vision Me ican Hentage Pla a 1700 Alum Rock Avenue Sa Jose C lifo ı 95116						
toward the costs of a training program for cultural workers engaged in teatro using theater as a tool to illuminate social and political issues experienced by Latino and other immigrant communities in California	**150 000 00**	**0 00**	**50 000 00**	**0 00**	**0 00**	**100 000 00**
The National Association of Latino Independent Producers Inc P O Box 1247 Santa Monica Califo ıa 90406						
fo s pport of th ee i iti ti es it Lati o W lte L b Lati o P od ers Ac demy a d Lati o Media Resou ce G id th t k to l L ti o p se c i all a pe ts of m di p od ctio	**0 00**	**100 000 00**	**100 000 00**	**0 00**	**0 00**	**0 00**
University of California Los Angeles 405 Hilgard Avenue Box 951361 Los A geles Califo nia 90095 1361						
for use by its Center for the Study of Urban Po erty toward the costs of a research project to describe and examine the ways in which arts culture and creative expression are present valued and supported in immigrant particularly transnational communities in Los Angeles	**0 00**	**100 000 00**	**100 000 00**	**0 00**	**0 00**	**0 00**
for use by its Chicano Studies Research Center and Film and Television Archive toward the costs of the Chicano Cinema Recovery Project a national film heritage preservation and archival project for independent Chicano and Latino produced films	**15 000 00**	**0 00**	**15 000 00**	**0 00**	**0 00**	**0 00**
for use by UCLA Performing Arts to support the production of Revenant Technologies a multimedia work by director/performer/video designers Hannah Sim and Mark Steger and technical and isual designer Barry Schwartz	**25 000 00**	**0 00**	**25 000 00**	**0 00**	**0 00**	**0 00**
University of California Santa Cruz 1156 High Street Santa Cruz California 95064						
for use by its Center for Cultural Studies toward the costs of a program of Rockefeller Foundation Resident Fellowships in the Humanities entitled: Other Globalizations: Histories Trans regionalisms and Cultural Formations	**208 462 00**	**0 00**	**105 640 00**	**0 00**	**0 00**	**102 822 00**

PROGRAM COUNTRY US STATE Grantee Name(s) Person(s) or Institutio (s) Purpose	UNEXPENDED BALANCE AS OF 01 Jan 2004	APPROVED IN 2004	NET EXPENDITURES AS OF Dec 2004	LAPSES (incl cancs & recens) IN 2004	REVERSIONS (Incl cancs & rece s) IN 2004	UNEXPENDED BALANCE AS OF Dec 2004
CREATIVITY & CULTURE						
UNITED STATES						
COLORADO						
Fort Lewis College 1000 Rim Drive Durango Colorado 81301						
for use by its Center of Southwest Studies in support of the exhibitio Circle of the Spirit Na ajo and Tibetan Wisdom for Living	**25 000 00**	**0 00**	**25 000 00**	**0 00**	**0 00**	**0 00**
CONNECTICUT						
Connecticut College 270 M h ga A e New Lo don Co ectic t 06320 4196						
toward the costs of The Yunnan China/Mekong Project to foster cultural exchange and the preservation of regional arts in the Mekong region	**50 000 00**	**0 00**	**50 000 00**	**0 00**	**0 00**	**0 00**
Trinity College 300 Summit Street Hartford Connectic t 06106						
fo use by its Hartfo d Studies Project in support of a collaborative documentary film project that will unite community residents, academics and activists in an exploration of the history and deep transitions of Hartford Co necticut from 1969 to the present	**100 000 00**	**0 00**	**50 000 00**	**0 00**	**0 00**	**50 000 00**
WASHINGTON DC						
Americans for the Arts Inc 1000 Vermo t A enue N W 12th Floor Washington DC 20005						
toward the costs of de eloping a National Arts Index that will measure the vitality of the arts in the United States	**0 00**	**75 000 00**	**75 000 00**	**0 00**	**0 00**	**0 00**
National Academy of Sciences 500 Fifth Street Washington DC 20001						
toward the production and dissemination of a report by the Computer Science and Telecommunications Board on creativity and information technologies entitled: Beyond Productivity: Information Technology Innovation and Creativity	**0 00**	**0 00**	**603 80**	**603 80**	**0 00**	**0 00**
Smithsonian Institution 1000 Jefferson Drive, S W Room 205 MRC 016 Washington DC 20560						
for use by its Center for Folklife and Cult ral He itage toward the costs of a p ogram of Rockefelle Fou datio Resident Fellowships in the Humanities entitled: Theorizing Cultural Heritage	**321 000 00**	**0 00**	**106 000 00**	**0 00**	**0 00**	**215 000 00**

PROGRAM COUNTRY US STATE Grantee Name(s) Person(s) or Institution(s) Purpose	UNEXPENDED BALANCE AS OF 01-Jan 2004	APPROVED IN 2004	NET EXPENDITURES AS OF Dec 2004	LAPSES (Incl cancs & recens) IN 2004	REVERSIONS (Incl cancs & recens) IN 2004	UNEXPENDED BALANCE AS OF Dec 2004
CREATIVITY & CULTURE						
UNITED STATES						
WASHINGTON DC						
Smithsonian Institution						
toward the de elopment a d installation of three i a gural e hibitions Our Uni erses Our Peoples and Our Lives at the Natio al Museum of the American Indian	50 000 00	0 00	0 00	0 00	0 00	50 000 00
The Library of Congress 101 Independence Avenue S E Washington DC 20540						
for use by its Area Studies Collections toward the costs of a program of Rockefeller Foundation Resident Fellowships in the Huma itles e titled Globali atio and Muslim Societies	104 800 00	0 00	104 800 00	0 00	0 00	0 00
The Urban Institute 2100 M Street N W Washington DC 20037						
toward the costs of The Arts and Culture Indicators in Community Project to develop a new paradigm for the inclusion of arts and culture in quality of life measurements systems and as a dimension of research and policy discussions on community de elopment neighborhood transformation and ci ic engagement	490 049 00	0 00	0 00	0 00	0 00	490 049 00
GEORGIA						
Emory University 1555 Pierce Drive Atla ta Georgia						
toward the costs of a collaborative program between its Center for the Study of Public Scholarship and representatives of South Africa s university arts and museum communities pertaining to professional and i tellectual iss es in those sectors elated to the tra sitio from apartheid	100 000 00	0 00	100 000 00	0 00	0 00	0 00
HAWAII						
Ka ala Farm Inc PO Box 630 Wai anae Hawaii 96792 0630						
toward the costs of Care for the Canoe Cherish the Canoe a wood carving project which aims to help revive a native Hawaiian sculptural tradition	100 000 00	0 00	50 000 00	0 00	0 00	50 000 00
ILLINOIS						
Columbia College Chicago Illinois						
for use by its Office of Community Arts Partnerships toward the costs of Building the Field: The Next Generation Arts Leadership Project, a master's degree program that will pro ide professional training to youth arts leaders and increase the capacity of community based arts organizations	150 000 00	0 00	50 000 00	0 00	0 00	100 000 00

PROGRAM COUNTRY US STATE Grantee Name(s) Person(s) or Institution(s) Purpose	UNEXPENDED BALANCE AS OF 01-Jan 2004	APPROVED IN 2004	NET EXPENDITURES AS OF Dec 2004	LAPSES (incl cancs & recens) IN 2004	REVERSIONS (incl cancs & recens) IN 2004	UNEXPENDED BALANCE AS OF Dec 2004
CREATIVITY & CULTURE						
UNITED STATES						
ILLINOIS						
Columbia College Chicago 600 S Michigan Avenue Chicago Illinois 60605 1996						
for use by its Center for Black Music Research toward the costs of a program of Rockefeller Foundation Resident Fellowships in the Humanities entitled Diasporal Unities in the Circum Caribbean (and Beyond)	**212 375 00**	**0 00**	**108 300 00**	**0 00**	**0 00**	**104 075 00**
Field Museum of Natural History 1400 South Lake Shore Drive Chi go Illi ois 60605						
toward the costs of an ethnographic study incorporating asset mapping techniques to examine the social cultural and artistic resou ces of ecent Mexican immigrants i Chicago	**0 00**	**100 000 00**	**0 00**	**0 00**	**0 00**	**100 000 00**
Interfaith Youth Core 1111 N Wells Street Suite 501 Chicago Illinois 60610						
toward ge eral support of its mission to build a mo ement that encourages religious young people to strengthen their eligio s ide tity b ild inte eligious u dersta di g and cooperate to serve communities	**0 00**	**100 000 00**	**50 000 00**	**0 00**	**0 00**	**50 000 00**
Northwestern University 633 Clark Street Evanston Illinois 60208						
for se by its Program i Latin American and Caribbean Studies Center for Inte national and Compa ative Studies, and P og am of Af ica St dies toward the costs of a program of Rockefeller Foundation Resident Fellowships in the H ma ities e titled How Do the Poor Constitute Community?	**323 150 00**	**0 00**	**106 490 00**	**0 00**	**0 00**	**216 660 00**
The Newberry Library 60 West Walton Street Chicago Illinois 60610 3380						
for use by its D Arcy McNickle Center for American Indian History toward the costs of a program of Rockefeller Foundation Resident Fellowships in the Humanities entitled Tribal Histories and a Plural World: Toward a New Paradigm	**112 373 71**	**0 00**	**112 278 19**	**0 00**	**0 00**	**95 52**
University of Illinois at Chicago Chicago Illinois 60612						
for use by its Latin American and Latino Studies Program toward the costs of a program of Rockefeller Foundation Resident Fellowships in the Humanities entitled Latino Chicago: A Model for Emerging Latinidades?	**316 039 00**	**0 00**	**74 503 65**	**0 00**	**0 00**	**241 535 35**

PROGRAM COUNTRY US STATE Grantee Name(s) Person(s) or Institution(s) Purpose	UNEXPENDED BALANCE AS OF 01 Jan 2004	APPROVED IN 2004	NET EXPENDITURES AS OF Dec 2004	LAPSES (incl cancs & recens) IN 2004	REVERSIONS (incl cancs & recens) IN 2004	UNEXPENDED BALANCE AS OF Dec 2004
CREATIVITY & CULTURE						
UNITED STATES						
ILLINOIS						
University of Illinois at Urbana Champaign 1401 West Greene Street Urbana Illinois 61801						
for use by its Center for African Studies toward the costs of a program of Rockefeller Foundation Resident Fellowships in the Humanities entitled: Education and African Modernities	221 024 00	0 00	101 089 00	0 00	0 00	119 935 00
for use by its Team Engineering Collaboration toward the costs of an ethnographic study incorporating asset mapping tech iq es to examine the social cult ral and artistic resources of recent Mexican immigrants in Chicago	0 00	100 000 00	0 00	0 00	0 00	100 000 00
INDIANA						
Uni ersity of Notre Dame Notre Dame Indiana 46566						
for use by its Kroc Institute for International Peace Studies toward the costs of a program of Rockefeller Foundation Resident Fellowships in the Humanities entitled: Program in Religion Conflict and Peacebuilding	321 000 00	0 00	108 596 00	0 00	0 00	212 404 00
KENTUCKY						
Appal hop I co porated 91 Madison A enue Whitesburg Kentucky 41858						
fo support of The Robert F Ke edy Performa ce P oject a real time multi site re creation of Robert Kennedy s 1968 tour through central Appalachia	100 000 00	0 00	50 000 00	0 00	0 00	50 000 00
Southeast Community College 700 College Road Cumberland Kentucky 40823						
for use by its Appalachian Program for The Harlan County Project, a network of artistic and cultural projects to address social conditions and to build community capacity for continuous organi ing toward democratic change	99 470 00	0 00	50 000 00	0 00	0 00	49 470 00
University of Kentucky Lexington Kentucky						
for use by its Committee on Social Theory and its Appalachian Center toward the costs of a program of Rockefeller Foundation Resident Fellowships in the Humanities entitled Civic Professionalism and Global Regionalism: Justice Sustainability and the Scaling Up of Community Participation	101 652 08	0 00	101 652 08	0 00	0 00	0 00

PROGRAM COUNTRY US STATE Grantee Name(s) Person(s) or Institution(s) Purpose	UNEXPENDED BALANCE AS OF 01-Jan 2004	APPROVED IN 2004	NET EXPENDITURES AS OF Dec 2004	LAPSES (incl cancs & rece s) IN 2004	REVERSIONS (incl cancs & recens) IN 2004	UNEXPENDED BALANCE AS OF Dec 2004
CREATIVITY & CULTURE						
UNITED STATES						
LOUISIANA						
National Performance Network Inc 225 Baronne Street Suite 1712 New Orlea s Lo isiana 70112						
for general support of its mission to s pport the c eation and touring of new work and nurture partnerships that promote the exchange of diverse approaches to ad ancing the performing arts field	**0 00**	**100 000 00**	**100 000 00**	**0 00**	**0 00**	**0 00**
Tulane University 6823 St Charles A enue New O le ns Louisiana 70118						
for use by its Stone Center for Latin American Studies toward the costs of a program of Rockefeller Foundation Resident Fellowships in the Humanities entitled: Shared Inheritances: Comparative Studies in Creativity and Performa ce	**209 100 00**	**0 00**	**111 049 47**	**0 00**	**0 00**	**98 050 53**
MAINE						
University of Maine 200 Alumni Hall Orono Mai e 04469 5703						
for use by its New Media Program toward the costs of the Open Art Network an initiative that aims to empower artists working in digital formats by devising and promoting standards that encourage open access to Internet architecture and digital media	**50 000 00**	**0 00**	**0 00**	**0 00**	**0 00**	**50 000 00**
MARYLAND						
Joh s Hopki s U r e sity 3400 North Charles Street Baltimore Maryland 21218						
for use by its Department of Anthropology toward the costs of a program of Rockefeller Foundatio Resident Fellowships in the Humanities entitled 'The Child on the Wing: Children Negotiating the Everyday Geography of Violence	**308 800 00**	**0 00**	**104 050 00**	**0 00**	**0 00**	**204 750 00**
MASSACHUSETTS						
Angkor Dance Troupe P O Box 1553 Lowell Massachusetts 01853						
toward the costs of a traditional Cambodian dance training program and ancillary training in personal and career development for at risk youth from the Cambodian American community	**43 450 00**	**0 00**	**0 00**	**0 00**	**0 00**	**43 450 00**

PROGRAM COUNTRY US STATE Grantee Name(s) Person(s) or Institution(s) Purpose	UNEXPENDED BALANCE AS OF 01-Jan 2004	APPROVED IN 2004	NET EXPENDITURES AS OF Dec 2004	LAPSES (Incl cancs & recens) IN 2004	REVERSIONS (Incl cancs & recens) IN 2004	UNEXPENDED BALANCE AS OF Dec 2004
CREATIVITY & CULTURE						
UNITED STATES						
MASSACHUSETTS						
Harvard University Massachusetts Hall Cambridge Massachusetts 02138						
towa d the costs of a series of conferences entitled New Americas aimed at developing new understandings of American Society within a global context	**183 750 00**	**0 00**	**122 500 00**	**0 00**	**0 00**	**61 250 00**
toward the costs of its Pluralism Project a research initiative to document and disseminate information about eligious pluralism in the United States	**0 00**	**300 000 00**	**0 00**	**0 00**	**0 00**	**300 000 00**
toward the costs of its Pluralism Project a research program that seeks to document and to provide outreach and education on the religious di ersity of the United States	**115 500 00**	**0 00**	**115 500 00**	**0 00**	**0 00**	**0 00**
Leveraging Investments in Creativity 11 Beacon Street Suite 710 Boston Massach setts 02108						
toward the costs of the Artists as Assets in Community De elopment project to improve information about the contributions of artists to community revitali ation in di erse urban neighborhoods	**50 000 00**	**0 00**	**50 000 00**	**0 00**	**0 00**	**0 00**
New England Foundation for the Arts Inc 145 Tremont Street Boston Massachusetts 02111						
toward the costs of Field Inquiry: Creati e Practice in the 21st Century a project investigating the current methods of creative practice in the performing arts	**0 00**	**24 600 00**	**24 600 00**	**0 00**	**0 00**	**0 00**
University of Massachusetts Boston 100 Morrissey Boulevard Boston Massachusetts 02125 3393						
for use by its Joiner Center for the Study of War and Social Consequences toward the costs of a program of Rockefeller Foundation Resident Fellowships in the Humanities entitled Culture Art Trauma Survi al Development: Vietnamese Contexts	**304 000 00**	**0 00**	**94 540 72**	**0 00**	**0 00**	**209 459 28**
MICHIGAN						
University of Michigan 503 Thompson Street 2074 Fleming Administrati e Building Ann Arbor Michigan 48109 1340						
for use by its Prison Creative Arts Project toward the costs of The Linkage Project which provides workshops portfolio preparation mentoring and exhibitions for formerly incarcerated artists	**23 320 16**	**0 00**	**23 320 16**	**0 00**	**0 00**	**0 00**

PROGRAM COUNTRY US STATE Grantee Name(s) Person(s) or Institution(s) Purpose	UNEXPENDED BALANCE AS OF 01-Jan 2004	APPROVED IN 2004	NET EXPENDITURES AS OF Dec 2004	LAPSES (Incl cancs & recens) IN 2004	REVERSIONS (incl cancs & recens) IN 2004	UNEXPENDED BALANCE AS OF Dec 2004
CREATIVITY & CULTURE						
UNITED STATES						
MINNESOTA						
American Composers Forum 332 Minnesota Street Suite E 145 St Paul Minnesota 55101 1300						
toward the costs of researching and desig ing an assessment service that will help arts organizations and participating artists effecti ely demonstrate the alue of artistic collaboration in building igorous comm nities	**0 00**	**100 000 00**	**100 000 00**	**0 00**	**0 00**	**0 00**
The Minneapolis Society of Fine Arts 2400 Third A enue South Mi e p lis Mi ta 55404						
toward the costs of the exhibition Art of the Northern Plains: The White Clay People	**75 000 00**	**0 00**	**75 000 00**	**0 00**	**0 00**	**0 00**
White Earth Reservation P O Box 418 White Earth Mi nesota 56591						
toward the costs of Honoring the Seven Fires: Community Stories of Our Sacred Grain a project exploring the cultural and spiritual meanings of wild rice and waterways to the Anishinaabe or Minnesota Chippewa Tribe	**41 500 00**	**0 00**	**13 366 38**	**54 866 38**	**0 00**	**0 00**
Youth Farm and Market Project 821 E 35th St Minneapolis Minnesota 55407						
for a series of cultural presentations workshops a d performances by members of Mexican Hmo g a d Somali immigrant communities on the West Side of Min eapolis	**100 000 00**	**0 00**	**50 000 00**	**0 00**	**0 00**	**50 000 00**
MISSOURI						
Missouri Historical Society P O Box 11940 St Louis Missouri 63112 0040						
toward the costs of an oral history curric l m de elopment project	**13 531 02**	**0 00**	**2 470 16**	**11 060 86**	**0 00**	**0 00**
NEW HAMPSHIRE						
Dartmouth College Hanover New Hampshire						
toward the costs of the travelling e hibition Jose Clemente Orozco in the United States 1927 1934 at the Hood Museum of Art	**0 00**	**0 00**	**6 807 46**	**6 807 46**	**0 00**	**0 00**

PROGRAM COUNTRY US STATE Grantee Name(s) Person(s) or Institution(s) Purpose	UNEXPENDED BALANCE AS OF 01-Jan 2004	APPROVED IN 2004	NET EXPENDITURES AS OF Dec 2004	LAPSES (Incl cancs & recens) IN 2004	REVERSIONS (incl cancs & recens) IN 2004	UNEXPENDED BALANCE AS OF Dec 2004
CREATIVITY & CULTURE						
UNITED STATES						
NEW JERSEY						
Princeton University 1 Nassau Hall P r et N w Je y 08544						
for use by its Center for Arts and Policy Studies toward the costs of research and meetings on: (1) inequality in access to a d usage of the Inte et; (2) intellectual property issues in the arts; (3) national trends in arts participation; and (4) arts in new immigrant comm nities	0 00	100 000 00	50 000 00	0 00	0 00	50 000 00
NEW MEXICO						
Museum of New Me ico Fo d tio P O Bo 2065 Santa Fe New Mexico 87504						
for use by the Museum of International Folk Art toward the costs of Carna al an exhibition that explores the celebration of carnival in eight cities throughout the world	17 500 00	0 00	17 500 00	0 00	0 00	0 00
NEW YORK						
American Council of Learned Societies 633 Third Avenue 8th Floor New York New York 10017 6795						
toward the costs of non resident fellows in its Frederick Burkhardt Fellowship Program for recently tenured faculty in the humanities and related social sciences	162 500 00	0 00	162 500 00	0 00	0 00	0 00
toward the costs of planning a program designed to empower scholar teachers as agents of institutional change	0 00	100 000 00	100 000 00	0 00	0 00	0 00
Art Science Research Laboratory Inc 62 Greene Street 3rd Floor New York New York 10012						
toward the costs of a project to create knowledge management software that will provide free global access to two books by Stephen Jay Gould Ontogeny and Phylogeny and An Urchin in the Storm	0 00	100 000 00	100 000 00	0 00	0 00	0 00
Asian American Arts Alliance 74 Vanck Street Suite 302 New York New York 10013						
toward the costs of its 20/20 Visio Campaign a strategic planning initiative to stabili e and re direct services to the Asian Pacific American cultural community in New York	0 00	40 000 00	40 000 00	0 00	0 00	0 00

PROGRAM COUNTRY US STATE Grantee Name(s) Person(s) or Institution(s) Purpose	UNEXPENDED BALANCE AS OF 01-Jan 2004	APPROVED IN 2004	NET EXPENDITURES AS OF Dec 2004	LAPSES (I cl cancs & recens) IN 2004	REVERSIONS (incl cancs & recens) IN 2004	UNEXPENDED BALANCE AS OF Dec 2004
CREATIVITY & CULTURE						
UNITED STATES						
NEW YORK						
Asian Cultural Council Inc 437 Madison Avenue 37th Floor New York New York 10022 7001						
towa d the costs of its Mekong Region Arts and Culture Grant Initiati e a three year fellowship program for artists and scholars from countries in the Mekong region	**213 334 00**	**0 00**	**0 00**	**0 00**	**0 00**	**213 334 00**
City Lo e Inc 72 East Fi st St et New York New York 10003						
for support of the Poetry Dialogues a series of performances and workshops that utili e contemporary and traditional fo ms of poetry to e plore themes of generational conflict and new ways of addressing critical issues faced by participants own comm nities	**150 000 00**	**0 00**	**150 000 00**	**0 00**	**0 00**	**0 00**
toward the costs of City of Immigrants a mapping of and online dialogue about the cultural assets of New York City which will be added to City Lore s larger City of Memory interactive storymap and website	**0 00**	**70 000 00**	**70 000 00**	**0 00**	**0 00**	**0 00**
Columbia Uni ersity 202 Low Memorial Lib ary New York New Yo k 10027						
for use by its Center for the Study of H man Rights towa d the costs of building an international network of institutions exploring human rights and religious paradigms of social justice	**84 919 00**	**0 00**	**84 919 00**	**0 00**	**0 00**	**0 00**
for use by its Department of Sociomedical Sciences toward the costs of a program of Rockefeller Foundation Resident Fellowships in the Humanities entitled Program for the Study of Gender Sexuality Health and Human Rights	**99 999 00**	**0 00**	**57 437 00**	**0 00**	**0 00**	**42 562 00**
Creative Capital Foundation 65 Bleecker Street 7th floor New York New York 10012						
for general support of its mission to support artists pursuing inno ative approaches to form and content in the media performing and visual arts as well as in emerging arts fields	**0 00**	**150 000 00**	**0 00**	**0 00**	**0 00**	**150 000 00**
toward the costs of the Multi Arts Production Fund a program that supports the creation of new work in the performing arts	**0 00**	**1 300 010 00**	**1 300 010 00**	**0 00**	**0 00**	**0 00**
Dance Theater Workshop Inc 219 West 19th Street New York New York 10011						
toward the costs of The Mekong Project A Prog am of Artist to Artist E changes in Southeast Asia	**100 000 00**	**0 00**	**100 000 00**	**0 00**	**0 00**	**0 00**

PROGRAM COUNTRY US STATE Grantee Name(s) Person(s) or Institution(s) Purpose	UNEXPENDED BALANCE AS OF 01-Jan 2004	APPROVED IN 2004	NET EXPENDITURES AS OF Dec 2004	LAPSES (incl cancs & recens) IN 2004	REVERSIONS (incl cancs & recens) IN 2004	UNEXPENDED BALANCE AS OF Dec 2004
CREATIVITY & CULTURE						
UNITED STATES						
NEW YORK						
Downtown Community Television Center Inc 87 Lafayette Street N wY k N wY k 10013 4435						
for the development of a cable television and Internet magazine program by and for members of the disabled community	50 000 00	0 00	50 000 00	0 00	0 00	0 00
Elders Share the Arts Inc 138 South Oxford Street B kly N w Yo k 11217						
for the continuation of a media project on the li es and stories of new immigrants in the borough of Queens New York	50 000 00	0 00	50 000 00	0 00	0 00	0 00
Feminist Press c/o The Graduate Center CUNY 365 Fifth Avenue Suite 5406 New York New York 10016						
toward the costs of Women Writing Africa a four volume anthology of the work of women writers in Africa	460 500 00	0 00	198 000 00	0 00	0 00	262 500 00
toward the costs of the series Women Writing Af ica	0 13	0 00	0 00	0 13	0 00	0 00
toward the costs of tra el for the editorial team of the volume of Women Writing Africa Northern Region to participate in a team residency at the Bellagio Study and Conference Center February 2005	0 00	20 000 00	20 000 00	0 00	0 00	0 00
Fordham University 441 East Fordham Road 107 Administration New York New York 10458						
for use by its Institute for Innovation in Social Policy toward the costs of a project to institutionalize a wider use of culture and creativity indicators by the media and policymakers	90 000 00	0 00	90 000 00	0 00	0 00	0 00
Fund for Independent Publishing 38 Greene St 4th Floor New York New York 10013 2505						
toward the costs of a book and CD set entitled Say It Plain Li e Recordings of the 20th Century s Great African American Speeches	0 00	10 000 00	10 000 00	0 00	0 00	0 00

PROGRAM / COUNTRY / US STATE / Grantee Name(s) Person(s) or Institution(s) / Purpose	UNEXPENDED BALANCE AS OF 01 Jan 2004	APPROVED IN 2004	NET EXPENDITURES AS OF Dec 2004	LAPSES (incl cancs & recens) IN 2004	REVERSIONS (incl cancs & recens) IN 2004	UNEXPENDED BALANCE AS OF Dec 2004
CREATIVITY & CULTURE						
UNITED STATES						
NEW YORK						
Global Action Project 4 West 37th Street 2nd Floo New York New York 10018						
toward the costs of a multimedia documentary project for refugee youth	50 000 00	0 00	50 000 00	0 00	0 00	0 00
Inta Inc 246 West 38th Street 8th Floor New York New Yo k 10018						
to support the creation of Tree an outdoor site adaptable work by choreographers Eiko & Koma Otake writer actor and singer Sharon Dennis Wyeth and writer and dramaturg Irene Oppenheim	20 000 00	0 00	20 000 00	0 00	0 00	0 00
Mettawee Theatre Company Inc 463 West Street #D405 New York New York 10014						
***to support research and de elopment for Manhattan Engineering District s* The Blue Hole Tabernacle Revi al a performance piece by writer performer Scott Bluementhal and writer director Carlos Murillo**	0 00	0 00	900 00	900 00	0 00	0 00
National Video Resources Inc 73 Spring Street Suite 403 New Yo k New Yo k 10012						
for the ongoing activities of Grantmakers in Film and Electronic Media and the Council on Foundation s Film and Video Festival	0 00	15 000 00	15 000 00	0 00	0 00	0 00
toward the costs of The Program for Media Artists a program that supports film ideo and multimedia artists	0 00	1 092 733 00	1 092 733 00	0 00	0 00	0 00
New York Foundation for the Arts Inc 155 Avenue of the Americas 14th Floor New York New York 10013 1507						
toward post production costs of Been Rich All My Life a documentary project featuring the Silver Belles a *tap troupe comprised of women who were members of the Apollo Theatre chorus in the 1930s*	0 00	80 000 00	80 000 00	0 00	0 00	0 00
New York Uni ersity 70 Washington Squa e South 12th Floor New York New York 10012						
toward the costs of the Hemispheric Institute s annual encuentros seminars for scholars artists and students to be held in Latin America	9 072 18	0 00	9 000 00	72 18	0 00	0 00

PROGRAM COUNTRY US STATE Grantee Name(s) Person(s) or Institution(s) Purpose	UNEXPENDED BALANCE AS OF 01-Jan 2004	APPROVED IN 2004	NET EXPENDITURES AS OF Dec 2004	LAPSES (Incl cancs & recens) IN 2004	REVERSIONS (Incl cancs & recens) IN 2004	UNEXPENDED BALANCE AS OF Dec 2004
CREATIVITY & CULTURE						
UNITED STATES						
NEW YORK						
Religions for Peace USA Inc 777 United Nations Pla a New York New York 10017						
toward the costs of developing three local interreligio s councils in the United States and for building the membership and resource capacity of the organization	40 000 00	0 00	40 000 00	0 00	0 00	0 00
State University of New York at Stony Brook Stony Brook New York 11794 1201						
for se by its Ce te for Lati Ame ica and Caribbea St dies toward the costs of a program of Rockefeller Foundation Resident Fellowships in the Humanities e titled: Durable Inequalities in Latin America	200 000 00	0 00	100 019 95	0 00	0 00	99 980 05
William J Brennan Jr Center for Justice Inc c/o NYU School of Law 161 A enue of the Americas 12th Floor New York New York 10013						
toward the costs of its Free Expression Policy Project which provides information and analysis on free expression issues	0 00	100 000 00	50 000 00	0 00	0 00	50 000 00
Wizard Music Inc 25 Minetta Lane 4B New York New York 10012						
toward the costs of creating three CD ROMs to develop creati ity in children through a play based program of computer acti ities	94 860 00	0 00	94 860 00	0 00	0 00	0 00
World Conference on Religion and Peace Inc 777 United Nations Pla a New York New York 10017						
for continued support of its efforts to build and expand sustainable multireligious networks collaborating for the common good	0 00	1 000 000 00	1 000 000 00	0 00	0 00	0 00
Zest for Life Foundation c/o Torys LLP 237 Park Avenue 20th Fl New York New York 10017 3142						
toward the costs of its Maisha program a filmmakers laboratory and training program dedicated to the support and development of screenwriters and directors in East Africa	0 00	500 000 00	175 000 00	0 00	0 00	325 000 00

PROGRAM COUNTRY US STATE Grantee Name(s) Person(s) or Institution(s) Purpose	UNEXPENDED BALANCE AS OF 01 Jan 2004	APPROVED IN 2004	NET EXPENDITURES AS OF Dec 2004	LAPSES (incl cancs & recens) IN 2004	REVERSIONS (incl cancs & recens) IN 2004	UNEXPENDED BALANCE AS OF Dec 2004
CREATIVITY & CULTURE						
UNITED STATES						
NORTH CAROLINA						
American Dance Festival Inc P O Bo 90772 Du ham North Ca oli a 27708 0772						
toward the costs of preserving and providing greater access to the Free to Dance and Pearl Primus collections of African American modern dance	61 660 00	0 00	61 660 00	0 00	0 00	0 00
Art in the Public Interest P O Bo 68 Sa apahaw N rth C li a 27340						
in s pport of its work especially th ough its Community Arts Network to p omote g owth and stability of the community arts field	0 00	202 992 00	102 992 00	0 00	0 00	100 000 00
Duke University Box 90001 Du ham North Caroli a 27708 0340						
for use by its Center for the Study of the Public Domain at Duke Law School, toward the costs of the Duke Project on Intellectual Property Art and Culture an in estigation of how intellectual property affects creati ity and the legality of creative practices	0 00	100 000 00	100 000 00	0 00	0 00	0 00
National Humanities Center 7 Ale ander Drive P O Bo 12256 Resea ch T ia gle Park North Car lina 27709 2256						
toward the costs of an a ual award for humanistic achievement in information technology	200 000 00	0 00	100 000 00	0 00	0 00	100 000 00
toward the costs of establishing a o line toolbo that will enable teachers to create professional de elopment semina s in African American c lt re	120 720 00	0 00	120 720 00	0 00	0 00	0 00
U i ersity of North Carolina at Chapel Hill Hamilton Hall Campus Bo #3210 Chapel Hill North Carolina 27599						
for use by its University Center for International Studies toward the costs of a program of Rockefeller Foundation Resident Fellowships in the Humanities entitled Reimagining Civil Society in an Era of Globalization: The American South in Applied Humanistic Perspectives	107 514 99	0 00	107 514 99	0 00	0 00	0 00

PROGRAM COUNTRY US STATE Grantee Name(s) Person(s) or Institution(s) Purpose	UNEXPENDED BALANCE AS OF 01-Jan 2004	APPROVED IN 2004	NET EXPENDITURES AS OF Dec 2004	LAPSES (incl cancs & recens) IN 2004	REVERSIONS (incl cancs & recens) IN 2004	UNEXPENDED BALANCE AS OF Dec 2004
CREATIVITY & CULTURE						
UNITED STATES						
PENNSYLVANIA						
Bryn Mawr College Bryn Mawr Pennsyl ania 19010						
fo by It C t fo th St dy of Eth lcities Comm ities, and Social Poli y towa d the costs of a program of Rockefeller Fou dation Resident Fellowships in the Humanities entitled Ethnic Identities and Transformations The Mea ing and E perie ce of Ethnicity in the 21st Ce t ry	112 200 00	0 00	112 200 00	0 00	0 00	0 00
The Mattress Factory LTD 500 Sampsonia Way Pittsb gh P syl a ia 15212 4444						
for support of new installations by ten Cuban artists	50 000 00	0 00	50 000 00	0 00	0 00	0 00
University of Pennsylvania Philadelphia Pennsyl ania 19104 6380						
for use by its School of Social Work toward the costs of de eloping a database on cultural organizations cultural participation a d social netwo ks const ucted by artists in Philadelphia entitled The Dynamics of Culture Cultural E pression a d Social Change	50 000 00	0 00	50 000 00	0 00	0 00	0 00
SOUTH CAROLINA						
Spoleto Festival USA 14 Geo ge St Charleston So th Ca olina 29401						
for support of Places with a Future a public partnership that will bri g together Charleston area institutions individuals artists and architects to examine neighborhood and public areas targeted for urban redevelopment	125 000 00	0 00	50 000 00	0 00	0 00	75 000 00
TENNESSEE						
Vanderbilt Uni ersity 211 Kirkland Hall Nashville Tennessee 37240						
for use by its Curb Center for Art, Enterprise and Public Policy toward the costs of a conference and related research papers on the subject of Gatekeepers in the U S cultural system: Changing economics institutions and influence	0 00	85 000 00	85 000 00	0 00	0 00	0 00
TEXAS						
Project Row Houses P O Bo 1011 Houston Texas 77251 1011						
toward the costs of a series of performances and workshops and the creation of a living archive of African American music in the Third Ward community of Houston Texas	100 000 00	0 00	50 000 00	0 00	0 00	50 000 00

PROGRAM COUNTRY US STATE Grantee Name(s) Person(s) or Institution(s) Purpose	UNEXPENDED BALANCE AS OF 01-Jan 2004	APPROVED IN 2004	NET EXPENDITURES AS OF Dec 2004	LAPSES (incl cancs & ecens) IN 2004	REVERSIONS (i cl cancs & rece s) IN 2004	UNEXPENDED BALANCE AS OF Dec 2004
CREATIVITY & CULTURE						
UNITED STATES						
TEXAS						
University of Texas at Austin Austin Texas 78713						
for use by its Lyndo B Johnson School of P blic Affai s toward the costs of a workshop on copyright law as it pertains to technological change and its implications for how public and private institutions can realize the benefits of the information revolution	**0 00**	**0 00**	**-450 16**	**450 16**	**0 00**	**0 00**
VIRGINIA						
The Greater Washington Ed cational Telecommunications Association I 2775 So th Qui cy St eet Arlington Virginia 22206						
toward the costs of an educational and outreach campaign and web site for The Journey Home, a PBS documentary on societal changes brought on by new immigration and increased cultural diversity in the United States	**50 000 00**	**0 00**	**50 000 00**	**0 00**	**0 00**	**0 00**
WASHINGTON						
Grantmakers in the Arts 604 West Galer Street Seattle Washington 98119 3253						
toward general operating support of its mission to strengthen the field of private sector arts and culture grantmaking	**0 00**	**15 000 00**	**15 000 00**	**0 00**	**0 00**	**0 00**
Uni ersity of Washingto 301 Gerberding Hall Box 351230 Seattle Washington 98195 1230						
for use by its Simpson Center for the Humanities toward the costs of a program of Rockefeller Foundation Resident Fellowships in the Humanities entitled: Critical Asian Studies: Forum on Trauma History and Asia	**313 162 00**	**0 00**	**206 155 00**	**0 00**	**0 00**	**107 007 00**
Wing Luke Memo ial Foundation 407 7th A enue South Seattle Washingto 98104						
toward the costs of Learning the Past Living the Present Sikh Community Culture and Con ersation a series of youth/elder oral history workshops a traveling exhibition and a permanent archive to preserve Sikh cultural traditions and to foster community identity and education	**40 000 00**	**0 00**	**30 000 00**	**0 00**	**0 00**	**10 000 00**

PROGRAM COUNTRY US STATE Grantee Name(s) Person(s) or Institution(s) Purpose	UNEXPENDED BALANCE AS OF 01-Jan 2004	APPROVED IN 2004	NET EXPENDITURES AS OF Dec 2004	LAPSES (incl cancs & recens) IN 2004	REVERSIONS (incl cancs & recens) IN 2004	UNEXPENDED BALANCE AS OF Dec 2004
CREATIVITY & CULTURE						
UNITED STATES						
WISCONSIN						
University of Wisconsin Milwaukee Office of the Chancellor P O Bo 413 Milwaukee Wisconsi 53201						
toward the costs of Art a d Policy Mapping the Field a project to research U S and international policy that affects the arts both directly and indirectly	99 916 00	0 00	49 006 00	0 00	0 00	50 910 00
GENERAL FOUNDATION ADMINISTERED PROJECTS						
for administrative costs related to the PACT panel meeting	82 98	0 00	82 98	0 00	0 00	0 00
for administrative costs related to the PACT program including the production of a publication entitled Community Cult re a d Globali atio	6 711 22	0 00	1 791 38	0 00	0 00	4 919 84
for administrati e costs related to the PACT program	2 986 14	0 00	2 986 14	0 00	0 00	0 00
for administrative costs related to the PACT program	9 788 32	0 00	6 873 02	0 00	0 00	2 915 30
for expenses related to the conference Muse ms and Global Public Spheres to be held at the Bellagio Study and Conference Center July 2002	3 085 92	0 00	3 085 92	0 00	0 00	0 00
toward the administrative costs of launching The Partnership for Artists in the 21st Century a new philanthropic initiative that seeks to affirm the importance of creati ity in a democratic society through support for indi idual artists and their work	0 00	337 500 00	100 000 00	0 00	0 00	237 500 00
toward the administrative costs of the Humanities Residency Fellowships Program	44 844 01	0 00	22 539 71	0 00	0 00	22 304 30
toward the costs of a conference in Saudi Arabia on U S Saudi relations and the commissioning of a discussion paper on additional Foundation convenings on The Muslim World and the Global Future	22 499 53	0 00	10 000 00	0 00	0 00	12 499 53
toward the costs of a consultancy to assist officers with strategic oversight of the PACT program	0 00	30 000 00	30 000 00	0 00	0 00	0 00
toward the costs of a convening to reshape the PACT program to focus on community cultural and economic development	0 00	60 000 00	22 398 18	0 00	0 00	37 601 82

PROGRAM COUNTRY US STATE Grantee Name(s) Person(s) or Institution(s) Purpose	UNEXPENDED BALANCE AS OF 01-Jan 2004	APPROVED IN 2004	NET EXPENDITURES AS OF Dec 2004	LAPSES (I cl cancs & recens) IN 2004	REVERSIONS (incl cancs & recens) IN 2004	UNEXPENDED BALANCE AS OF Dec 2004
CREATIVITY & CULTURE						
GENERAL *FOUNDATION ADMINISTERED PROJECTS*						
toward the costs of a Frati global dialogue series entitled *The Muslim World and the Global Future* at the Bellagio Study and Conference Center Italy	2 379 07	0 00	0 00	0 00	0 00	2 379 07
tow d th costs of joi t i itiati e b tw e the Fou dation s *C eati ity & Culture and Africa Regional Programs* to re-focus the Foundation s African cultural programming so that it gives voice to poor and excluded people aligns with the Foundatio s other work in Africa and add esses a Af ican audie ce	0 00	275 000 00	0 00	0 00	0 00	275 000 00
toward the osts of developi g th N tio al Tr st for 21st Century Artists a new philanthropic i itiative that seeks to affirm the importance of creati ity in a democratic society through support for indi idual artists and their work	0 00	100 000 00	100 000 00	0 00	0 00	0 00
toward the costs of two inte ational con e ings i B enos Aires a d in Cape Town that will help plan a conference o Museums and Global Public Spheres	36 615 62	0 00	1 632 82	0 00	0 00	34 982 80
TOTAL 138 CREATIVITY & CULTURE	10 487 759 08	7 577 835 00	11 341 280 12	74 760 97	0 00	6 649 552 99

PROGRAM COUNTRY US STATE Grantee Name(s) Person(s) or Institution(s) Purpose	UNEXPENDED BALANCE AS OF 01-Jan 2004	APPROVED IN 2004	NET EXPENDITURES AS OF Dec 2004	LAPSES (l cl ca cs & rece s) IN 2004	REVERSIONS (incl cancs & ce s) IN 2004	UNEXPENDED BALANCE AS OF Dec 2004
EQUAL OPPORTUNITY						
UNITED STATES						
CALIFORNIA						
San Francisco State University 1600 Holloway Avenue San Francisco California 94132						
In support of the Urban Curriculum Community Building Organization Capacity Building Project	988 89	0 00	0 00	0 00	988 89	0 00
MICHIGAN						
University of Michigan 503 Thompson Street 2074 Fleming Administrati e Building Ann Arbor Michigan 48109 1340						
toward costs of a research project entitled 'Why Work Disappears: The Role of Race Space and Skills in Employers Relocation Decisions	4 224 76	0 00	0 00	0 00	4 224 76	0 00
PENNSYLVANIA						
University of Pennsylvania Philadelphia Pennsyl a ia 19104 6380						
to s pport its Center for Comm nity Partnership s Community Arts Partnership	2 803 99	0 00	0 00	2 803 99	0 00	0 00
GENERAL FOUNDATION ADMINISTERED PROJECTS						
toward administrati e costs associated with the advancement of a partnership between the Mills Corporation and the Rockefeller Fo dation to e able reside ts of poo urba comm ities to get t ai i g support a d access to career track jobs i Mills malls	3 854 36	0 00	0 00	0 00	3 854 36	0 00
toward administrative costs associated with the RF Initiati e to Increase Employment for Inner city Residents	694 66	0 00	0 00	0 00	694 66	0 00
TOTAL: 5 EQUAL OPPORTUNITY	12 566 66	0 00	0 00	2 803 99	9 762 67	0 00

PROGRAM COUNTRY US STATE Grantee Name(s) Person(s) or Institution(s) Pu pose	UNEXPENDED BALANCE AS OF 01 Jan 2004	APPROVED IN 2004	NET EXPENDITURES AS OF Dec 2004	LAPSES (Incl cancs & recens) IN 2004	REVERSIONS (Incl cancs & recens) IN 2004	UNEXPENDED BALANCE AS OF Dec 2004
FOOD SECURITY						
AUSTRALIA						
CAMBIA Clu ies Ross Street at Dickson Rd Black Mountain 2601 Australia						
In support of further research on the development of a novel gene transfer method that will bypass intellectual property constraints currently limiting gene transfer in plants	0 00	250 000 00	250 000 00	0 00	0 00	0 00
Commonwealth Scientific and Industrial Research Organisation PO Bo 225 Dick o ACT 2602 A st li						
for research on the use of genetic engineering to impro e the insect resistance of cowpeas in Africa	132 849 56	0 00	132 849 56	0 00	0 00	0 00
University of Queensland St L cia Brisbane QLD 4072 Australia						
to s pport participation of Asian scientists in the combined 4th International Crop Science Congress and 5th Asian Crop Science Congress to be held in Brisbane Australia September 2004	0 00	12 000 00	12 000 00	0 00	0 00	0 00
toward the costs of establishing a research and extension network aimed at providing farm communities in Cambodia Laos and Thailand with drought resistant rice varieties	419 424 00	0 00	207 300 00	0 00	0 00	212 124 00
toward the de elopme t of a ma ual focusi g on breeding ice for tolerance to drought	0 00	0 00	3 756 46	3 756 46	0 00	0 00
BELGIUM						
Vlaams Interuniversitair Instituut voor Biotechnologie Rijvisschestraat 120 Ghent B 9052 Belgium						
toward the costs of a project in collaboration with Uganda s National Agricultural Research Organization to increase banana productivity through genetic transformation to improve the architecture and development time of the East African Highland Bana a	0 00	91 380 00	0 00	0 00	0 00	91 380 00
BENIN						
West Africa Rice De elopment Association ADRAO/WARDA 01 B P 2031 Cotonou Beni						
toward project costs for building west African capacity in rice breeding research	187 046 17	0 00	187 046 17	0 00	0 00	0 00

PROGRAM COUNTRY US STATE Grantee Name(s) Person(s) or Institution(s) Purpose	UNEXPENDED BALANCE AS OF 01-Jan 2004	APPROVED IN 2004	NET EXPENDITURES AS OF Dec 2004	LAPSES (Incl cancs & recens) IN 2004	REVERSIONS (Incl cancs & recens) IN 2004	UNEXPENDED BALANCE AS OF Dec 2004
FOOD SECURITY						
BENIN						
West Africa Rice Development Association						
towa d the costs of a p oject to develop fa mer participatory approaches to technology de elopment and dissemination in Mali and Nigeria	194 233 00	0 00	194 233 00	0 00	0 00	0 00
toward the costs of field and laboratory research aimed at developing more drought tolerant varieties of rice for farmers in drought prone areas of sub Saharan Africa	0 00	885 597 00	316 032 00	0 00	0 00	569 565 00
toward the costs of setting up a consortium to broaden the dissemination and adoption of the New Rice for Africa varieties a d omplem tary tech ologi	300 000 00	0 00	300 000 00	0 00	0 00	0 00
CANADA						
McGill Uni e sity James Administration Building Room 536 845 She brooke Street West Quebec Montreal H3 A 2T5 Canada						
toward the costs of research on enzymes and signal transduction proteins for abiotic stress tolerance in rice	0 00	30 000 00	30 000 00	0 00	0 00	0 00
University of Ottawa 550 Cumberland Street P O Box 450 Stn A Ontario Ottawa K1N 6N5 Canada						
towa d the costs of research to optimi e i sect resistance in so gh m cowpea maize a d rice and of transferring the technology to agricultural research organizations in Africa	100 000 00	0 00	100 000 00	0 00	0 00	0 00
CHINA						
Huazhong Agricultural University Wuhan Hubei Pro ince 430070 China						
for research on the genetic impro ement of rice for drought tolerance to meet the needs of Chinese farmers practicing rainfed rice cultivation	105 867 81	0 00	105 867 81	0 00	0 00	0 00
to generate new rice cultivars and hybrids with significantly improved tolerance to major abiotic stresses such as drought and salinity through over expression of specific genes	225 000 00	0 00	75 000 00	0 00	0 00	150 000 00
toward the costs of research to elucidate the molecular genetic basis of drought tolerance in rice and to breed and distribute new drought tolerant varieties of rice to both rainfed and poorly irrigated areas of China	0 00	512 000 00	212 408 85	0 00	0 00	299 591 15

PROGRAM COUNTRY US STATE Grantee Name(s) Person(s) or Institution(s) Purpose	UNEXPENDED BALANCE AS OF 01-Jan 2004	APPROVED IN 2004	NET EXPENDITURES AS OF Dec 2004	LAPSES (Incl cancs & recens) IN 2004	REVERSIONS (incl cancs & recens) IN 2004	UNEXPENDED BALANCE AS OF Dec 2004
FOOD SECURITY						
CHINA						
Shanghai Academy of Agricultural Sciences 2901 Beidi Road *Shanghai 201106 Chi a*						
In support of research to be conducted by its Shanghai Agrobiological Gene Center for continued modifications and improvements of screening facilities in Shanghai and Hainan China leading to genetically improved drought tolerant rice	**0 00**	**450 000 00**	**180 000 00**	**0 00**	**0 00**	**270 000 00**
to build the necessary infrastructure and human capacity for genetic improvement of drought tolerance in rice in central and so thern Chi a	**13 119 38**	**0 00**	**13 073 36**	**46 02**	**0 00**	**0 00**
to enable its Shanghai Agrobiological Gene Center to conduct research and activities to raise public awareness about the future problems and potential solutions related to water scarcity and rice production in China	**0 00**	**20 000 00**	**10 000 00**	**0 00**	**0 00**	**10 000 00**
Si h a Ag i lt al U i e sity Xinkang Road 36 *Ya an* Sichuan 625014 China						
In support of research on the genetic improvement of maize for drought tolerance in southwestern China to be conducted by its Mai e Research Institute	**0 00**	**60 000 00**	**20 000 00**	**0 00**	**0 00**	**40 000 00**
University of Science and Technology of China Hefei 230026 Chi a						
to generate new rice cultivars and hybrids with significantly improved tolerance to major abiotic stresses such as drought and salinity through over expression of specific genes	**100 000 00**	**0 00**	**65 000 00**	**0 00**	**0 00**	**35 000 00**
COLOMBIA						
Centro Internacional de Agricultura Tropical *Carretera Cali Palmira Km 17* Apartado Aereo 6713 Cali Colombia						
for a collaborative research project applying marker assisted selection and farmer participatory methods to the production of new disease and insect resistant cassa a varieties for poor farmers in Tan ania	**118 822 00**	**0 00**	**59 411 00**	**0 00**	**0 00**	**59 411 00**
for research and training on the quantitative and molecular genetic analysis of important agronomic traits in cassava conducted by Henry Ojulong a Ph D candidate chosen by the Center	**20 000 00**	**0 00**	**20 000 00**	**0 00**	**0 00**	**0 00**
for use by its Tropical Soil Biology and Fertility Institute for an e ploration of integrated soil fertility management for banana production and marketing i Kenya and Uganda determining the effects of symbiotic fungi on the establishment and production of tissue culture banana	**80 000 00**	**0 00**	**80 000 00**	**0 00**	**0 00**	**0 00**

PROGRAM COUNTRY US STATE Grantee Name(s) Person(s) or Institution(s) Purpose	UNEXPENDED BALANCE AS OF 01-Jan 2004	APPROVED IN 2004	NET EXPENDITURES AS OF Dec 2004	LAPSES (Incl cancs & rece s) IN 2004	REVERSIONS (Incl ca cs & ecens) IN 2004	UNEXPENDED BALANCE AS OF Dec 2004
FOOD SECURITY						
COLOMBIA						
Centro Internacional de Agricultura Tropical						
for use by its Tropical Soil Biology and Fertility Institute to conduct a research program to expand the production and commerciali ation of soybeans by poor farmers in eastern Africa	0 00	178 750 00	178 750 00	0 00	0 00	0 00
for use by its Tropical Soil Biology and Fertility Institute to convene a workshop aimed at developing a Ugandan country based program on legume research to be held in Kampala Uganda August 2004	0 00	16 192 00	16 192 00	0 00	0 00	0 00
for se by its T opical Soil Biology a d Fertility Institute to publish proceedi gs of the African Netwo k for Soil Biology a d F rtility I te atio al ympo i m h ldi Y o dé C m o M y 2004	0 00	73 436 00	73 436 00	0 00	0 00	0 00
for use by its Tropical Soil Biology and Fertility Institute toward the costs of research on the assessment and management of within-farm soil fertility gradients in selected areas in East Africa	172 409 00	0 00	172 409 00	0 00	0 00	0 00
for use by its Tropical Soil Biology and Fertility Institute toward the costs of research to impro e soil fertility practices among farmers in eastern Uganda through participatory technology development and dissemination	250 700 00	0 00	250 700 00	0 00	0 00	0 00
in support of its Tropical Soil Biology and Fertility Institute s research program on integrated soil fertility management	0 00	400 000 00	400 000 00	0 00	0 00	0 00
in support of research to be conducted i ollabo tio with the Max Pl nck I stit t fo Pla t B edi g Research to enhance the ability of breeders to improve cassava and tropical fruits by over expression of known genes that allow breeders to control the timing a d e tent of flowering	0 00	280 140 00	178 940 00	0 00	0 00	101 200 00
toward the costs of developing a process for organizing and institutionalizing farmer participatory research acti ities	149 300 00	0 00	149 300 00	0 00	0 00	0 00
toward the costs of developing and coordinating a network of researchers working to improve cassava breeding through the development and use of inbred lines that breed true from one generation to the next	1 008 800 00	0 00	332 000 00	0 00	0 00	676 800 00
toward the costs of the Sixth Inte ational Scientific Meeting of the Cassava Biotechnology Network: Adding Value to a Small Farmer Crop to be held in Cali Colombia Ma ch 2004	0 00	75 000 00	37 500 00	0 00	0 00	37 500 00
COSTA RICA						
Agricultural College of the Humid Tropical Region Apdo Postal 4442 1000 San Jose Costa Rica						
to strengthen collaborative relationships between the college and Makerere University in Uganda through exchange of students and faculty initiation of joint research projects in sustainable agriculture and through innovations in learning teaching and community development	76 028 00	0 00	76 028 00	0 00	0 00	0 00

PROGRAM COUNTRY US STATE Grantee Name(s) Person(s) or Institution(s) Purpose	UNEXPENDED BALANCE AS OF 01-Jan 2004	APPROVED IN 2004	NET EXPENDITURES AS OF Dec 2004	LAPSES (incl cancs & recens) IN 2004	REVERSIONS (incl cancs & recens) IN 2004	UNEXPENDED BALANCE AS OF Dec 2004
FOOD SECURITY						
ENGLAND						
FARM Africa 9 10 Southampton Place London WC1A 2EA E gla d						
to establish a fund to foster innovative partnerships and the de elopment of effective mechanisms to transfer iable agricultural technologies to smallholder farmers in East Africa	**156 884 00**	**0 00**	**156 884 00**	**0 00**	**0 00**	**0 00**
GERMANY						
Albert Ludwigs Uni er ıtat F eibu g Werthmannplatz Postfach F eib rg im B eisg 79085 Ge ma y						
fo esearch o de eloping golden rice arieties that produce and accumulate significant le els of bio available provitamin A in the endosperm	**100 000 00**	**0 00**	**100 000 00**	**0 00**	**0 00**	**0 00**
Max Planck Society for the Ad ancement of Science Hofgartenstr 8 Munich 80539 Germany						
for se by its Max Planck I stit te for Pla t B eeding Research to co duct research in collaboration with the Centro Internacional de Ag icultura Tropical to enhance the ability of breeders to improve cassava and tropical f its by ov xp ssio of k ow g nes that allow b de s to o t ol th timi g d te t of flowe i g	**0 00**	**130 500 00**	**53 500 00**	**0 00**	**0 00**	**77 000 00**
GHANA						
Forum for Agricultural Research in Africa c/o FAO Regional Office i Africa P O Box GP 1628 Accra Ghana						
to de elop a p og am e titled Imp o l g Li elihoods and Natu al Resource Management in Sub Saharan Africa: Securing the Future for Africa s Children	**21 800 00**	**0 00**	**21 800 00**	**0 00**	**0 00**	**0 00**
INDIA						
Birsa Agricultural University P O Kanke Ranchi 834 006 Jharkhand India						
toward the costs of using farmer participatory approaches to develop and evaluate drought resistant arieties of rice for rainfed upland agro ecosystems of eastern India	**8 557 00**	**0 00**	**8 557 00**	**0 00**	**0 00**	**0 00**

PROGRAM / COUNTRY / US STATE / Grantee Name(s) Person(s) or Institution(s) / Purpose	UNEXPENDED BALANCE AS OF 01-Jan 2004	APPROVED IN 2004	NET EXPENDITURES AS OF Dec 2004	LAPSES (incl cancs & recens) IN 2004	REVERSIONS (I cl cancs & recens) IN 2004	UNEXPENDED BALANCE AS OF Dec 2004
FOOD SECURITY						
INDIA						
CCS Haryana Agricultural University Hisar 125 004 India						
for molecular marker and transformation research leadi g to the developme t of drought and sali ity tolerant varieties of Basmati rice for use by Indian farmers	5 800 22	0 00	5 633 00	0 00	0 00	167 22
for research and Ph D training leading to the use of molecular markers to enhance disease resistance in sorghum	7 565 72	0 00	7 540 35	0 00	0 00	25 37
Gramin Vikas Trust 5th Floor A Wing, Kribhco Bhawan A 10 Section 1 Gautam Budh Nagar Noida (U P) 201301 India						
toward the costs of using farmer participatory approaches to develop and disseminate new drought resistant varieties of rice to poor farmers in eastern India	11 740 00	0 00	11 740 00	0 00	0 00	0 00
Indira Gandhi Agricultural University P B 94 Krishak Nagar Raipur 492006 India						
for research on field sc eeni g molecular genetic analysis a d breeding leading to more drought tolerant and gall midge resistant rice arieties	67 168 99	0 00	63 987 86	0 00	0 00	3 181 13
toward the costs of de elopme t and distribution of drought tolerant rice arieties to farmers in eastern India through rice genetic improvement and farmer participatory selection techniques	0 00	217 140 00	96 745 00	0 00	0 00	120 395 00
International Crops Research Institute for the Semi And Tropics A P Patancheru 502 324 India						
for research on genetic improvement and increased diversification of pigeon pea to enhance the crop s productivity in eastern and southern Africa	0 00	450 000 00	153 400 00	0 00	0 00	296 600 00
for the second phase of a joint research project with the Institut de Economie Rurale Mali on Guinea sorghum hybrids: bringing the benefits of hybrid technology to a staple crop of West Africa	141 200 00	0 00	0 00	0 00	0 00	141 200 00
In support of research to determine the potential value of pearl millet top cross hybrids in West Africa by assessing levels of hybrid vigor across different growing environments during the 2004 growing season	0 00	45 825 00	0 00	0 00	0 00	45 825 00
to develop, test and transfer market technologies and institutional innovations that improve the effectiveness of the marketing system for raising the incomes of poor farmers growing grain legumes in Malawi and Mozambique	301 450 00	0 00	150 725 00	0 00	0 00	150 725 00

PROGRAM COUNTRY US STATE Grantee Name(s) Person(s) or Institution(s) Purpose	UNEXPENDED BALANCE AS OF 01 Jan 2004	APPROVED IN 2004	NET EXPENDITURES AS OF Dec 2004	LAPSES (Incl cancs & recens) IN 2004	REVERSIONS (I cl cancs & recens) IN 2004	UNEXPENDED BALANCE AS OF Dec 2004
FOOD SECURITY						
INDIA						
International Crops Research Institute for the Semi And Tropics						
toward the costs of convening a workshop to plan research to improve pearl millet in West Africa through conventional breeding comparati e genomics and farmer participation to be held in Bamako Mali October 2002	0 00	0 00	-4 480 00	4 480 00	0 00	0 00
Narendra Deva Uni e sity of Agriculture and Technology Kumarganj Faizabad 224229 I dia						
to impro e its physical and human resources capacity for studies on drought tolerance in rice	38 720 00	0 00	38 720 00	0 00	0 00	0 00
Punjab Agricultural Uni ersity Ludhia a 141 004 I dia						
for research on impro ing the plant architect re and producti ity of a traditional high value rice variety grown in northern India through the use of DNA molecular marker assisted selection	43 140 00	0 00	0 00	0 00	0 00	43 140 00
in support of esea ch o the eco omic impact of ew ri arieties de eloped fo orthern I dia th o gh the use of modern biotechnology tools	0 00	13 910 00	0 00	0 00	0 00	13 910 00
Tamil Nadu Agricultural Uni ersity Coimbatore 641 003 India						
for large scale screeni g for drought tolerance in landraces and impro ed genotypes of rice from India and from the germplasm collection of the International Rice Research Institute Philippines	52 578 00	0 00	52 578 00	0 00	0 00	0 00
for research on identifying genes associated with water stress tolerance in rice	12 650 14	0 00	12 650 14	0 00	0 00	0 00
for use by its Center for Agriculture and Rural Development Studies for research on drought related coping mechanisms of farmers in Tamil Nadu state and for the de elopment of new technologies to decrease the impact of drought on fa mi g communities	25 080 00	0 00	10 615 00	0 00	0 00	14 465 00
for use by its Center for Plant Molecular Biology to support rice breeding for southern India through the use of ma ker assisted selection	37 200 00	0 00	0 00	0 00	0 00	37 200 00
for use by its Centre for Plant Molecular Biology toward the costs of developing drought tolerant varieties of rice using genetic research and participatory plant breeding techniques and distributing them to smallholder farmers in India	141 526 00	0 00	68 038 00	0 00	0 00	73 488 00
to conduct research using molecular markers and plant transformation to develop insect resistant and drought tolerant rice varieties for use by farmers in southern India	47 722 56	0 00	24 332 00	0 00	0 00	23 390 56

PROGRAM COUNTRY US STATE Grantee Name(s) Person(s) or Institution(s) Purpose	UNEXPENDED BALANCE AS OF 01-Jan 2004	APPROVED IN 2004	NET EXPENDITURES AS OF Dec 2004	LAPSES (Incl cancs & recens) IN 2004	REVERSIONS (Incl cancs & recens) IN 2004	UNEXPENDED BALANCE AS OF Dec 2004
FOOD SECURITY						
INDIA						
University of Agricultural Sciences Gandhi Krishi Vignyan Kendra Ka nataka Bangalo e 560065 India						
for research on molecular marker assisted introgression of major and multiple genes for enhanced blast resistance in rice	8 311 39	0 00	7 230 00	0 00	0 00	1 081 39
to identify molecular markers for drought tolerance and utili e them in a rainfed rice breeding program	2 195 89	0 00	2 195 89	0 00	0 00	0 00
to support construction of a seed bank to serve g antees in the Fou dation supported Indian national etwork on the genetic imp o eme t of rice fo drought tolera ce	21 000 00	0 00	21 000 00	0 00	0 00	0 00
toward the costs of developing drought tolerant varieties of rice and disseminating them to poor farmers in southern India	91 038 00	0 00	0 00	0 00	0 00	91 038 00
University of Hyderabad Central University Post Office Hyderabad 500 046 India						
fo t dy to be o d cted l oil bo atio with the U i rsity of G o gia to ide tify the specific genes i ice and pearl millet that are induced when cereals are e posed to water deficits or drought conditions	23 625 00	0 00	23 625 00	0 00	0 00	0 00
to conduct rice genomic research and provide leadership and coordination to the national Indian network on rice impro ement fo dro ght tolerance	61 923 32	0 00	58 923 32	0 00	0 00	3 000 00
Youth for Action 1 2 593/50 Street No 4, Lane No 5 Gaganmahal Domalguda Hyderabad 29 India						
to facilitate early access by farmers in eastern India to new drought tolerant rice varieties for participatory field testing	24 000 00	0 00	24 000 00	0 00	0 00	0 00
ISRAEL						
Abraham Blum P O Box 16246 Tel Aviv 61 162 Israel						
toward the costs of maintaining a web site to service the information and communication needs of scientists working to create more resilient crop species for less fa orable environments worldwide with emphasis on drought tolerance in cereals	63 600 00	0 00	28 800 00	0 00	0 00	34 800 00

PROGRAM COUNTRY US STATE Grantee Name(s) Person(s) or Institution(s) Purpose	UNEXPENDED BALANCE AS OF 01-Jan 2004	APPROVED IN 2004	NET EXPENDITURES AS OF Dec 2004	LAPSES (Incl cancs & recens) IN 2004	REVERSIONS (Incl cancs & recens) IN 2004	UNEXPENDED BALANCE AS OF Dec 2004
FOOD SECURITY						
ISRAEL						
Weizmann Institute of Science P O Box 26 Rehovot 76100 Israel						
In support of travel to enable fi e scientists from developing countries to participate in a workshop entitled Crop Ferality and Volunteerism: A Threat to Food Security in the Transgenic Era to be held at the Bellagio Study and Conference Center May 24 29 2004	**0 00**	**8 400 00**	**8 400 00**	**0 00**	**0 00**	**0 00**
ITALY						
I t ational Pla t G netic Resou ces Instit te Via dei Tre De an 472/a Maccarese Rome 00057 Italy						
for research and trai ing of a Ph D student at the University of Pretoria in the identification of genes to impro e the resistance of bana a and plantain to the ba ana wee il	**66 900 00**	**0 00**	**0 00**	**0 00**	**0 00**	**66 900 00**
to help inter ational agricultural research centers develop common approaches to exchange genetic resources with national and international partners in complia ce with the International Treaty on Plant Genetic Resources for Food and Agriculture	**71 773 00**	**0 00**	**21 919 00**	**0 00**	**0 00**	**49 854 00**
to imp ov the elev d effe ti e of ag i lt al esearch l ce t s of the Cons itati e Gro p on I ternational Agricultural Research (CGIAR) through the further development implementation and mai streaming of institutional learning and change approaches	**0 00**	**200 000 00**	**200 000 00**	**0 00**	**0 00**	**0 00**
to promote the de elopment testing and implementation of institutional learning and change in the Co sultati e Group on International Agricultural Research	**0 00**	**33 158 00**	**33 158 00**	**0 00**	**0 00**	**0 00**
KENYA						
A Harvest Biotech Foundation Inter ational Runda Mimosa Vale #215 P O Box 642 Village Ma ket N irobi 00621 K y						
toward the costs of improving access of poor farmers in Kenya to lower cost disease and insect free tissue culture banana plantlets thereby raising their farm producti ity food security and incomes	**340 592 00**	**0 00**	**170 296 00**	**0 00**	**0 00**	**170 296 00**

PROGRAM COUNTRY US STATE Grantee Name(s) Person(s) or Institution(s) Purpose	UNEXPENDED BALANCE AS OF 01-Jan 2004	APPROVED IN 2004	NET EXPENDITURES AS OF Dec 2004	LAPSES (Incl cancs & recens) IN 2004	REVERSIONS (Incl cancs & recens) IN 2004	UNEXPENDED BALANCE AS OF Dec 2004
FOOD SECURITY						
KENYA						
Callistus Ogol Department of Zoology Kenyatta U ı e sity P O Box 43844 Nai obi Ke ya						
for an African Career Award to enable him to conduct postdoctoral research at Kenyatta University on co servatio of the biological eso ces of Mfangano Isla d Kenya	**6 000 00**	**0 00**	**6 000 00**	**0 00**	**0 00**	**0 00**
Egerton Uni ersity P O Bo 536 Njoro 20107 Kenya						
for use by its Faculty of Agriculture to further the development of its programs	**0 00**	**2 500 00**	**0 00**	**0 00**	**0 00**	**2 500 00**
toward the costs of a workshop to discuss constraints and opportunities in natural resource management in the Lake Naivasha catchment area	**0 00**	**0 00**	**128 56**	**128 56**	**0 00**	**0 00**
Forum for Organic Resource Management and Agricultural Technologies P O Box 79 Village Market 00621 Nairobi Kenya						
toward the costs of organizing countrywide grassroots public events on organic resource management technologies in order to accelerate the adoption of promisi g soil management technologies in Kenya	**0 00**	**134 903 00**	**134 903 00**	**0 00**	**0 00**	**0 00**
George Odwar Ayaga National Agricultural Research Laboratories Kenya Agricultural Research Institute P O B 14733 Nairobi Kenya						
for an African Career Award to enable him to conduct postdoctoral research at the Kenya Agricultural Research Institute on the long term impact of land management on soil fertility in Kenya	**6 000 00**	**0 00**	**5 514 71**	**485 29**	**0 00**	**0 00**
International Centre for Research in Agroforestry United Nations Avenue Gigiri P O Box 30677 Nairobi 00100 Kenya						
for the development of more effecti e and responsive agricultural extension for the uplands of Vietnam and Laos	**88 400 00**	**0 00**	**88 400 00**	**0 00**	**0 00**	**0 00**
to continue to develop and apply new technologies for remote sensing of soil quality in order to provide targeted strategies for integrated soil management to smallholder farmers in Uganda Kenya and Tanzania	**325 000 00**	**0 00**	**325 000 00**	**0 00**	**0 00**	**0 00**

PROGRAM COUNTRY US STATE Grantee Name(s) Person(s) or Institution(s) Purpose	UNEXPENDED BALANCE AS OF 01-Jan 2004	APPROVED IN 2004	NET EXPENDITURES AS OF Dec 2004	LAPSES (Incl cancs & rece s) IN 2004	REVERSIONS (Incl cancs & ece s) IN 2004	UNEXPENDED BALANCE AS OF Dec 2004
FOOD SECURITY						
KENYA						
International Centre for Research in Agroforestry						
to e able a co sortium of o er 70 orga i atio s in weste n Ke ya to consolidate o goi g acti ities docume t lessons lear ed a d b ild the capacity of farmers to de elop their own forum which will assist them to scale up soil fertility impro ement technologies	0 00	91 804 00	91 804 00	0 00	0 00	0 00
to e able a consorti m of over 70 organi ations in western Kenya to continue assisting smallholder farme s in the region in the adoption of soil fertility improvement technologies	99 710 00	0 00	99 710 00	0 00	0 00	0 00
to pport the Af i a Highl d Initiative s development of a systematic and interacti e learning process that will enable natio al agricultural research institutes in Ethiopia Ta ania and Uganda to be more responsi e to farmers demands efficient in their allocation of resources and producti e in their development of appropriate technologies	89 062 00	0 00	44 257 00	0 00	0 00	44 805 00
toward the costs of contin ing resea ch on soil microbial communities and their effects on soil fertility	52 200 00	0 00	52 200 00	0 00	0 00	0 00
International Centre of Insect Physiology and Ecology Duduville Kasarani P O Box 30772 Nyayo Stadium Nairobi Kenya						
in support of a study to identify chemicals secreted by a forage legume that inhibit development of the parasitic weed Striga which attacks staple mai e and sorghum crops across Africa and for Ph D training of one student	0 00	26 000 00	19 400 00	0 00	0 00	6 600 00
Int rnational Li estock Research Instit te Old Nai asha Road P O Bo 30709 Nairobi 00100 Kenya						
toward the costs of strengthening its Intellectual Property Management Unit and enhancing intellectual property management capacity within national agricultural research systems in sub Saharan Africa	111 753 00	0 00	0 00	0 00	0 00	111 753 00
Jomo Kenyatta University of Agriculture and Technology P O Box 62000 Nairobi Ke ya						
for research on the use of tissue culture propagation of bananas to improve quality and increase output thus increasing the food security and raising the incomes of resource poor farmers in central Kenya	12 250 00	0 00	0 00	0 00	0 00	12 250 00

PROGRAM COUNTRY US STATE Grantee Name(s) Person(s) or Institution(s) Purpose	UNEXPENDED BALANCE AS OF 01-Jan 2004	APPROVED IN 2004	NET EXPENDITURES AS OF Dec 2004	LAPSES (incl cancs & recens) IN 2004	REVERSIONS (incl cancs & recens) IN 2004	UNEXPENDED BALANCE AS OF Dec 2004
FOOD SECURITY						
KENYA						
Kenya Agricultural Commodity Exchange Ltd 2nd Floor Brick Court Building Mpaka Road, Westlands P O Box 59142 Nairobi 00200 Kenya						
for the development of market information and commodity exchange systems aimed at raising the incomes of poor farmers in western Kenya by linking them to input and output markets	0 00	359 756 00	359 756 00	0 00	0 00	0 00
K ya Ag i lt I R search I stit te P O Box 57811 City Square Nairobi 00200 Kenya						
for introg essio of Mai e Streak Virus resista t genes into Kenyan hybrid mai e using DNA marker assisted selection to enable farme s who grow the hybrids to achie e higher yields	141 420 00	0 00	49 720 00	0 00	0 00	91 700 00
for research on incorpo ating Striga resistance genes from Tripsacum into locally adapted mai e germplasm in Kenya	81 238 43	0 00	75 342 25	0 00	0 00	5 896 18
for research on the identification and management of banana streak virus from tissue culture propagated plants	11 052 00	0 00	11 052 00	0 00	0 00	0 00
for the second phase of the Farmer Field School p oject aimed at testing participatory dissemi ation st ategies for soil and crop ma agement technologies in Kenya	80 325 00	0 00	0 00	0 00	0 00	80 325 00
for use by its Kisii Regional Research Centre to continue on-farm research on improved soil management technologies using participatory research methods	0 00	99 322 00	0 00	0 00	0 00	99 322 00
for use by its Mtwapa Regional Research Centre for continued research on increasing smallholder food production through improved soil and water management and the integration of livestock into cropping systems in coastal regions of Kenya	0 00	64 540 00	0 00	0 00	0 00	64 540 00
fo se by its Mtwap R gio al Res a ch Ce t e for the de elopme t a d dis emi ation of s pe io assa a cultivars	100 300 00	0 00	38 300 00	0 00	0 00	62 000 00
for use by its National Agricultural Research Centre at Muguga to continue research on the integrated use of manure with modest applications of inorganic fertilizers and the effects of this treatment on soil properties and maize production in the central Kenya highlands	37 380 00	0 00	0 00	0 00	0 00	37 380 00
for use by its National Agricultural Research Centre Kitale to continue farmer participatory research on improved soil management practices	0 00	98 962 00	0 00	0 00	0 00	98 962 00

PROGRAM COUNTRY US STATE Grantee Name(s) Person(s) or Institution(s) Purpose	UNEXPENDED BALANCE AS OF 01-Jan 2004	APPROVED IN 2004	NET EXPENDITURES AS OF Dec 2004	LAPSES (i cl cancs & recens) IN 2004	REVERSIONS (incl cancs & recens) IN 2004	UNEXPENDED BALANCE AS OF Dec 2004
FOOD SECURITY						
KENYA						
Kenya Agricultural Research Institute						
for use by its Natio al Agricult ral Research Laboratories to continue the activities of the Legume Research Network Project to de elop low cost and sustainable technologies for increasing crop production in Kenya	184 378 00	0 00	184 378 00	0 00	0 00	0 00
in support of research to be conducted by its Katumani National Dry Farming Research Centre to develop and test new mai e varieties for the dryland and coastal areas of Kenya	0 00	170 351 00	47 467 00	0 00	0 00	122 884 00
in support of research to be conducted in collaboration with the International Maize and Wheat Improvement C t o d v lopm t of i ct l t t m i fo Af i	0 00	220 550 00	0 00	0 00	0 00	220 550 00
i s pport of research to manage cassa a diseases in central Kenya through farmer participatory resistance breeding a d m ltiplication of clean planting material	0 00	94 575 00	38 776 00	0 00	0 00	55 799 00
to assess farmer participatory research information flows a d the i stitute s current monitoring and evaluation systems	35 200 00	0 00	18 260 00	0 00	0 00	16 940 00
toward the costs of a study in collaboration with Cornell Uni ersity to enhance the efficiency and effecti eness of Kenya s mai e impro ement program by utili ing both conventional and molecular breeding and to identify ge es for resistance to f ngal diseases of maize	100 000 00	0 00	50 000 00	0 00	0 00	50 000 00
towa d the costs of e ha ci g its ability to ide tify a d cha acte i e Bana a St eak Vi us isolates th ough the training of one of its scientists at the Joh Innes Centre in England	0 00	46 620 00	0 00	0 00	0 00	46 620 00
toward the costs of the seco d phase of coordi ated ecosystem breeding to generate mai e a ieties resista t to pests and diseases of maize found in particular agro ecological zones of Kenya	188 600 00	0 00	0 00	0 00	0 00	188 600 00
Kenyatta Uni e sity P O Box 43844 00100 GPO Nairobi Kenya						
for use by its Embu Regional Research Centre to assess the long term effects of organic and inorganic phosphorous fertilizers on soil fertility in semi arid areas of Kenya	21 050 00	0 00	21 050 00	0 00	0 00	0 00
to develop African maize resistant to the parasitic weed Striga in a collaborative project with the University of California Da is	0 00	144 900 00	22 425 00	0 00	0 00	122 475 00
to establish a plant genetic transformation facility for maize improvement in Kenya	200 789 00	0 00	148 355 00	0 00	0 00	52 434 00

PROGRAM COUNTRY US STATE Grantee Name(s) Person(s) or Institution(s) Purpose	UNEXPENDED BALANCE AS OF 01-Jan 2004	APPROVED IN 2004	NET EXPENDITURES AS OF Dec 2004	LAPSES (Incl cancs & recens) IN 2004	REVERSIONS (Incl cancs & recens) IN 2004	UNEXPENDED BALANCE AS OF Dec 2004
FOOD SECURITY						
KENYA						
Moi University P O Box 3900 Eldoret 30100 Kenya						
for use by its Faculty of Agriculture to further the development of its programs	0 00	2 500 00	0 00	0 00	0 00	2 500 00
to provide field training for African graduate students in the agricultural sciences and to support research on social factors affecting adoptio of agrofo estry systems technology in western Ke ya	0 00	0 00	7 116 28	0 00	0 00	7 116 28
Moses Imo Department of Forestry Moi Uni ersity P O Box 1125 Eldoret Kenya						
for an African Career Award to enable him to undertake postdoctoral research at Moi University on the sustainable management of Mt Elgon Forest Kenya	6 000 00	0 00	6 000 00	0 00	0 00	0 00
Mussolini Kithome Department of Soil Science University of Nairobi P O Bo 30197 Nairobi Kenya						
for an African Career Award to enable him to conduct research at the University of Nairobi on the use of composted domestic garbage for soil fertility improvement in Kenya	6 000 33	0 00	6 000 00	0 33	0 00	0 00
Sustainable Agriculture Centre for Research and Development in Africa Mucai Dri e, off Ngong Road P O Bo 8771 Nairobi 00200 Kenya						
for continued research on growing legumes within the maize legume inter cropping systems in western Kenya without compromising maize producti ity	67 307 00	0 00	67 307 00	0 00	0 00	0 00
for the development and pilot testing of a prototype cereal banking system for collective grain storage bulking and marketing of maize by poor farmers in western Kenya	71 069 00	0 00	71 069 00	0 00	0 00	0 00
for the strategic testing promotion and evaluation of new maize cultivars in western Kenya	0 00	117 998 00	0 00	0 00	0 00	117 998 00
to continue on-farm testing of selected technologies for improved soil fertility management in western Kenya	0 00	217 570 00	114 785 00	0 00	0 00	102 785 00

PROGRAM COUNTRY US STATE Grantee Name(s) Person(s) or Institution(s) Purpose	UNEXPENDED BALANCE AS OF 01-Jan 2004	APPROVED IN 2004	NET EXPENDITURES AS OF Dec 2004	LAPSES (incl cancs & recens) IN 2004	REVERSIONS (incl cancs & recens) IN 2004	UNEXPENDED BALANCE AS OF Dec 2004
FOOD SECURITY						
KENYA						
Sustainable Agriculture Centre for Research and Development in Africa						
to scale p a s ccessful p ototype cereal banki g system for collecti e grain storage bulking a d marketing of maize by poor farmers to four districts of western Kenya	0 00	313 431 00	313 431 00	0 00	0 00	0 00
Sustainable Community Oriented Development Prog amme P O Box 5 Sega Kenya						
to continue implementation of farmer participatory trial programs for farm input supply to promote crop biodiversity a d to develop app op late i t grated nutrient management practices for increased agricultural developme t	274 537 00	0 00	213 807 38	0 00	0 00	60 729 62
Uni ersity of Nairobi P O Bo 30197 Nairobi 00100 Kenya						
for se by the College of Biological and Physical Scie ces to conduct a Participatory Rural Appraisal of mycotoxin contamination i major cereals and legumes and its effect on human health in Kenya	2 696 11	0 00	0 00	2 696 11	0 00	0 00
to provide field training for African graduate students in the agricultural sciences and for research on the economic competiti eness of alternative soil fertility management technologies and the extent to which they are adopted by smallholder farmers in western Kenya	0 00	0 00	87 56	87 56	0 00	0 00
toward the costs of establishi g a molecular biology and biotechnology laboratory at its College of Biological and Physical Sciences to enhance the College s capacity to undertake sustainable research and training on a regional basis aimed at addressing the problems of food security in Africa	0 00	150 000 00	150 000 00	0 00	0 00	0 00
MALAWI						
Ministry of Agriculture and Irrigation Malawi PO Box 30779 Lilongwe 3 Lilongwe 3 Malawi						
for use by its Department of Agricultural Research and Technical Services toward the costs of conducting and analyzing nationwide agronomic trials on improved organic technologies for maize production by smallholder farmers of Malawi	10 000 00	0 00	0 00	0 00	0 00	10 000 00
to support research at the Chitedze Agricultural Research Station of Malawi on development and dissemination of integrated soil fertility management technologies for impro ing food security on smallholder farms in Malawi	47 398 45	0 00	0 00	0 00	0 00	47 398 45

PROGRAM COUNTRY US STATE Grantee Name(s) Person(s) or Institution(s) Purpose	UNEXPENDED BALANCE AS OF 01-Jan 2004	APPROVED IN 2004	NET EXPENDITURES AS OF Dec 2004	LAPSES (incl cancs & recens) IN 2004	REVERSIONS (incl cancs & recens) IN 2004	UNEXPENDED BALANCE AS OF Dec 2004
FOOD SECURITY						
MALAWI						
University of Malawi P O Box 278 Zomba Malawi						
for use by its Bunda College of Agriculture to establish a market information system to improve access to market price information for poor smallholder farmers in Malawi under its Initiative for Development and Equity in African Agriculture project	0 00	237 841 00	237 841 00	0 00	0 00	0 00
for use by its Bunda College of Agriculture to further the development of its programs	5 000 00	0 00	5 000 00	0 00	0 00	0 00
MALI						
Institut d Economie Rurale P O Box 258 Rue Mohamed V Bamako Mali						
for the development of new drought tolerant rice varieties specifically adapted to the drought prone production conditions of West Africa	41 588 00	0 00	16 205 00	0 00	0 00	25 383 00
MEXICO						
Centro de In estigación y de Estudios A an ados del Instituto Politécnico Nacional Apartado Postal 629 36500 GTO C P 36500 Irapuato Me ico						
to organize a multi disciplinary team of Me ican scientists who will conduct a preliminary assessment of risks and opportunities related to transgenic maize in Mexico	177 711 87	0 00	85 091 87	0 00	0 00	92 620 00
Centro Internacional de Mejoramiento de Maíz y Trigo Apdo Postal 6-641 Lisboa 27 Col Juárez Deleg Cuauhtémoc CP 06600 Mexico City Mexico						
for the costs of an International workshop for the Foundation s grantees in Africa and Asia working on new varieties of drought tolerant maize and rice for use by smallholder farmers	0 00	428 000 00	428 000 00	0 00	0 00	0 00
for the second phase of a project to strengthen maize seed production and distribution systems for small scale farmers in Kenya and Uganda	308 000 00	0 00	156 000 00	0 00	0 00	152 000 00
In support of research to be conducted in collaboration with the Kenya Agricultural Research Institute on development of insect resistant maize for Africa	0 00	219 950 00	0 00	0 00	0 00	219 950 00

PROGRAM COUNTRY US STATE Grantee Name(s) Person(s) or Institution(s) Purpose	UNEXPENDED BALANCE AS OF 01-Jan 2004	APPROVED IN 2004	NET EXPENDITURES AS OF Dec 2004	LAPSES (i cl cancs & recens) IN 2004	REVERSIONS (incl ca cs & rece s) IN 2004	UNEXPENDED BALANCE AS OF Dec 2004
FOOD SECURITY						
MEXICO						
Centro Internacional de Mejoramiento de Maíz y Trigo						
to develop inno ative and integrated biotechnology approaches to impro ing the tolerance of tropical mai e to water limited environme ts	363 800 00	0 00	363 800 00	0 00	0 00	0 00
to enhance the nutritional quality of locally adapted mai e cultivars in eastern and southern Africa by incorporating traits from quality protein maize'	203 000 00	0 00	203 000 00	0 00	0 00	0 00
toward the costs of a study to determine how gene flow including the flow of transgenes, affects traditio al la d aces l o d r to el cidat th impact of g e flow on the livelihoods of small scal farme s l Me ico	199 075 00	0 00	100 000 00	0 00	0 00	99 075 00
toward the costs of de eloping a st ategy fo usi g market i ce ti es to impro e the production and distribution of newly developed drought and low nitrogen tolerant maize and for evaluating the impacts of these varieties on the food security a d incomes of smallholder farmers in southern Africa	154 800 00	0 00	154 800 00	0 00	0 00	0 00
toward the costs of developing a strategy for using market incentives to improve the production and distribution of ewly developed drought a d low itrogen tolerant mai e varieties and evaluating the impact of these va i ties o the food sec ity a d i comes of smallholde farmers in southern Africa	0 00	91 671 00	91 671 00	0 00	0 00	0 00
toward the costs of developing and disseminating herbicide resistant maize seed coated with specific herbicides that inhibit the growth of the parasitic weed Striga	227 420 00	0 00	227 420 00	0 00	0 00	0 00
toward the costs of establishing a Soil Fertility Consortium for Southern Africa to promote research and development in integrated soil fertility management	0 00	444 000 00	444 000 00	0 00	0 00	0 00
toward the costs of strengthening the participation of the East African national agricultural research systems in a pan African program to develop stress tolerant mai e varieties and improved cropping systems	135 000 00	0 00	135 000 00	0 00	0 00	0 00
toward the costs of the on farm testing and seeds component of the Southern Africa Drought and Low Soil Fertility Network s project to de elop and now disseminate drought tolerant varieties of mai e	0 00	124 800 00	124 800 00	0 00	0 00	0 00
toward the costs of the second phase of its East Africa Regional Maize Nursery s efforts to promote and enhance regio al collaboration in eastern and southern Africa to address common disease and insect problems of maize	120 200 00	0 00	60 100 00	0 00	0 00	60 100 00
F ndación Abonos Ve des y C lti os de Cobertura A C Apdo Postal 78 C P 30470 Villaflores Chiapas Mexico						
toward the costs of developing a collaborative and participatory approach to agricultural technology innovation and dissemination in the Villaflores region of Chiapas Mexico	31 000 00	0 00	31 000 00	0 00	0 00	0 00

PROGRAM COUNTRY US STATE Grantee Name(s) Person(s) or Institution(s) Purpose	UNEXPENDED BALANCE AS OF 01 Jan 2004	APPROVED IN 2004	NET EXPENDITURES AS OF Dec 2004	LAPSES (Incl cancs & recens) IN 2004	REVERSIONS (Incl cancs & recens) IN 2004	UNEXPENDED BALANCE AS OF Dec 2004
FOOD SECURITY						
MEXICO						
Red de Estudios para el Desarrollo Rural A C Km 65 carretera A P 592 C P 6800 Oaxaca de Juárez Oa aca Mexico						
for a participatory e iew of the Fo ndation s Natural Resources Management Program in Me ico (1992 1999) and completion of several related publications	35 000 00	0 00	35 000 00	0 00	0 00	0 00
for a pilot p oject to de elop a d demonstrate methods for strengthening community organization and local capacity for innovation among resource poor farmers in communities in Oaxaca Mexico with high migration rates to the United States	99 970 87	0 00	99 970 87	0 00	0 00	0 00
Universidad Autonoma de Chiapas Direccion Campus V Villaflores Chi pas Me i o						
for use by its Department of Agronomy toward the costs of developing a collaborative and participatory approach to agricultural technology innovation and dissemination in the Villaflores region of Chiapas Mexico	61 000 00	0 00	61 000 00	0 00	0 00	0 00
MOZAMBIQUE						
Instituto de Investigação Agrária de Moçambique E INIA C Postal 3658 Av Das FPLM No 2698 Malavane 8 Maputo Mo ambiq e						
to facilitate the development and operation of specialized drought tolerance screening facilities in Mozambique s maize breeding program	0 00	74 700 00	0 00	0 00	0 00	74 700 00
to support the Mo ambique cassava brown streak irus management project	60 400 00	0 00	60 400 00	0 00	0 00	0 00
Universidade Edoardo Mondlane P O Box 257 Maputo Mozambique						
for a University based Initiative for Development and Equity in African Agriculture (IDEAA) project designed to raise the income of poor farmers by improving their production and marketing of sunflower	74 000 00	0 00	74 000 00	0 00	0 00	0 00

PROGRAM COUNTRY US STATE Grantee Name(s) Person(s) or Institution(s) Purpose	UNEXPENDED BALANCE AS OF 01-Jan 2004	APPROVED IN 2004	NET EXPENDITURES AS OF Dec 2004	LAPSES (incl cancs & recens) IN 2004	REVERSIONS (incl cancs & recens) IN 2004	UNEXPENDED BALANCE AS OF Dec 2004
FOOD SECURITY						
NETHERLANDS						
International Service for National Agricultural Research P O Bo 93375 2509 AJ The Hague Netherlands						
to promote the de elopment testing and implementation of institutional learning and change in the Consultati e Group on International Agricultural Research	**0 00**	**0 00**	**33 158 00**	**0 00**	**33 158 00**	**0 00**
to undertake policy and l stit tional changes that will s pport the de elopment of fertilizer and seed markets l East Africa	**37 307 00**	**0 00**	**0 00**	**37 307 00**	**0 00**	**0 00**
Wageningen University Postbus 9101 Wageningen 6700 HB Netherlands						
for the continuation of a Ph D training and research program aimed at understanding and enhancing the role of de eloping country smallholder farmers in agricultural inno ation and technology dissemination	**815 000 00**	**0 00**	**245 000 00**	**0 00**	**0 00**	**570 000 00**
for the contin ation of a Ph D training and research program aimed at understanding and enhancing the role of developing country smallholder fa mers in agricultural innovation and technology dissemination	**73 506 00**	**0 00**	**73 506 00**	**0 00**	**0 00**	**0 00**
for the de elopment of a collaborati e Ph D training and research program aimed at systemati ing, analy ing and testing various modalities of farmers participation in agricultural innovation a d technology dissemination a d for asses me t of st ategies fo scali g up of s ccessf l local expe iences that impro e the food secu ity of resource poor farmers in the tropics	**366 888 00**	**0 00**	**238 367 00**	**0 00**	**0 00**	**128 521 00**
l s pport of dissertatio research cond cted by African Ph D students in the program on Participatory App oaches and Up scaling in agricultural research and e tension	**0 00**	**123 906 00**	**0 00**	**0 00**	**0 00**	**123 906 00**
to enable a second cohort of Ph D candidates to participate in a training and research program aimed at understanding and enhancing the role of developing-country smallholder farmers in agricultural innovation a d technology dissemination	**386 387 00**	**0 00**	**28 435 13**	**0 00**	**0 00**	**357 951 87**
toward the costs of research and training in farmer participatory research for Ph D candidates enrolled in the University s program Participatory Approaches and Upscaling	**17 100 00**	**0 00**	**17 100 00**	**0 00**	**0 00**	**0 00**
NIGERIA						
International Institute of Tropical Agriculture (Please mail all correspondence to IITA s address in the UK which you will find listed as its PRIOR ADDRESS) Ibadan Nigeria						
for a collaborative research project applying marker assisted selection and farmer participatory methods to the production of new disease and insect resistant cassava varieties for poor farmers in Tanzania	**105 558 00**	**0 00**	**0 00**	**0 00**	**0 00**	**105 558 00**

PROGRAM COUNTRY US STATE Grantee Name(s) Person(s) or Institution(s) Purpose	UNEXPENDED BALANCE AS OF 01-Jan 2004	APPROVED IN 2004	NET EXPENDITURES AS OF Dec 2004	LAPSES (incl cancs & recens) IN 2004	REVERSIONS (incl cancs & recens) IN 2004	UNEXPENDED BALANCE AS OF Dec 2004
FOOD SECURITY						
NIGERIA						
International Institute of Tropical Agriculture						
for resea ch on the developme t a d deploym nt of impro ed cass a arieties adapted to the poo soils of coastal lowlands in Kenya Mo ambique a d Tan ania	177 000 00	0 00	177 000 00	0 00	0 00	0 00
for studies on integrated soil and pest management within banana systems in Uganda	112 527 00	0 00	112 527 00	0 00	0 00	0 00
for use by its Eastern and Southern Africa Regional Center in support of research on integrated soil and pest management within banana systems in Uganda to be conducted in collabo atio with its Tropical Soil Biology and Fertility Programme and Uganda s National Agricultural Research Organisation	0 00	319 930 00	319 930 00	0 00	0 00	0 00
toward the costs of developing with the use of biotechnology cassava varieties that are resistant to the Cassava Brown Streak Disease	0 00	490 000 00	194 000 00	0 00	0 00	296 000 00
toward the costs of harmoni ing data collected during a multi country survey carried out on cassa a production in sub Saharan Africa	0 00	50 000 00	0 00	0 00	0 00	50 000 00
toward the costs of the Ninth Symposium of the International Society for Tropical Root Crops Africa Branch	0 00	23 348 00	0 00	0 00	0 00	23 348 00
PERU						
International Potato Center Avenida La Molina 1895 PO Box 1558 Lima 12 Peru						
in support of research to identify Bacillus thuringiensis insecticidal proteins that are effective against the sweetpotato weevil	0 00	111 550 00	47 150 00	0 00	0 00	64 400 00
PHILIPPINES						
Infanta Integrated Community De elopment Assistance Inc Bahay Ugnayan Mabini St Infanta Quezon 4336 Philippines						
to strengthen and document its more than twenty years of community based field work and to explore participatory approaches for agricultural innovation and diffusion	15 000 00	0 00	15 000 00	0 00	0 00	0 00

PROGRAM COUNTRY US STATE Grantee Name(s) Person(s) or Institution(s) Purpose	UNEXPENDED BALANCE AS OF 01 Jan 2004	APPROVED IN 2004	NET EXPENDITURES AS OF Dec 2004	LAPSES (incl cancs & recens) IN 2004	REVERSIONS (incl cancs & recens) IN 2004	UNEXPENDED BALANCE AS OF Dec 2004
FOOD SECURITY						
PHILIPPINES						
International Rice Research Institute DAPO Box 7777 Metro Manila 1301 Philippi es						
for research and training projects leading to the genetic impro ement of rice for drought p o e egions of Asia and Africa	**880 744 00**	**0 00**	**847 831 00**	**0 00**	**0 00**	**32 913 00**
for the identification and characteri ation of genes that ha e the potential to enhance drought tolerance in rice	**83 621 00**	**0 00**	**0 00**	**0 00**	**0 00**	**83 621 00**
in support of molec lar ge etic st dies of drought tolerance in rice a d training of postdoctoral fellows from India in both molecular marker technology and participatory varietal selection	**0 00**	**275 616 00**	**133 975 00**	**0 00**	**0 00**	**141 641 00**
towa d co ti ued s pport of a postdoctoral fellow ndertaking resea ch acti ities on marker aided breeding leading to drought tolerant rice varieties	**0 00**	**60 000 00**	**48 000 00**	**0 00**	**0 00**	**12 000 00**
Philippine Rice Research Institute Maligaya Muno Nue a Ecija 3119 Philippines						
for identification of the Rice Restorer of Fertility (Rf) gene through candidate gene approach and transgenic complementation assay	**60 936 00**	**0 00**	**27 990 00**	**0 00**	**0 00**	**32 946 00**
SOUTH AFRICA						
Uni ersity of KwaZulu Natal Pri ate Bag X10 Dalbridge Durban 4014 South Africa						
for use by its African Center for Crop Improvement to enable the first cohort of African students to carry out Ph D research in their home countries Kenya Malawi Nigeria Uganda a d Zimbabwe	**0 00**	**365 000 00**	**88 000 00**	**0 00**	**0 00**	**277 000 00**
for use by its African Center for Crop Impro ement to enable the second cohort of African students to carry out Ph D research in their home countries Kenya Zambia Malawi Uganda and Mozambique	**0 00**	**393 800 00**	**160 600 00**	**0 00**	**0 00**	**233 200 00**
fo use by its African Cente fo Crop Improvement to pro ide 20 young scientists from eastern and southern Africa with Ph D training in modern crop breeding	**1 143 560 00**	**0 00**	**1 143 560 00**	**0 00**	**0 00**	**0 00**
to help establish an African center for crop impro ement at the Uni ersity pro iding course based Ph D training in the plant sciences	**159 398 00**	**0 00**	**159 398 00**	**0 00**	**0 00**	**0 00**

PROGRAM COUNTRY US STATE Grantee Name(s) Person(s) or Institution(s) Purpose	UNEXPENDED BALANCE AS OF 01-Jan 2004	APPROVED IN 2004	NET EXPENDITURES AS OF Dec 2004	LAPSES (Incl cancs & recens) IN 2004	REVERSIONS (incl cancs & recens) IN 2004	UNEXPENDED BALANCE AS OF Dec 2004
FOOD SECURITY						
SOUTH AFRICA						
University of Pretoria Lynnwood Road Hillcrest Pretoria 0002 South Africa						
for use by its Centre for Environmental Economics and Policy in Africa to continue development of a egional master s degree program in en ironmental eco omics and policy	0 00	150 000 00	0 00	0 00	0 00	150 000 00
for use by its Department of Agricultural Economics Extension and Rural Development to study the economic socio eco omic and health effects of adoption of Bacillus thuringensis (Bt) white mai e in South Africa	138 000 00	0 00	69 000 00	0 00	0 00	69 000 00
Walter A J de Milliano Pri ate Bag X01 Scotts ille Pieterma itzburg 3209 So th Africa						
for activities related to the establishment of quality graduate training at the African Center for Crop Improvement at the University of Natal Pietermaritzburg South Africa	75 000 00	0 00	75 000 00	0 00	0 00	0 00
TANZANIA						
Ministry of Agriculture and Food Security Kilimo Ho se Temeke PO Box 9192 Dar es Salaam Tan ania						
for use by its Research and Development Di ision for a collaborati e research project applying marker assisted selectio a d farmer participatory methods to the prod ction of new disease and insect resistant cassa a varieties for poor farmers	113 850 00	0 00	0 00	0 00	0 00	113 850 00
to breed maize varieties resistant to gray leaf spot and northern leaf blight in the low and intermediate altitude areas of Tanzania	34 342 00	0 00	12 309 00	0 00	0 00	22 033 00
THAILAND						
Asia Pacific Association of Agricult ral Research Institutions FAO Regional Office for Asia & the Pacific 39 Maliwan Mansion Phra Atit Road Bangkok 10200 Thailand						
to establish the Asia Pacific Consortium on Agricultural Biotechnology (APCoAB) to harness the benefits of agricultural biotechnology for human and animal welfare while safeguarding the environment and sustainable agricultural development in the Asia Pacific region	90 000 00	0 00	30 000 00	0 00	0 00	60 000 00

PROGRAM COUNTRY US STATE Grantee Name(s) Person(s) or Institution(s) Purpose	UNEXPENDED BALANCE AS OF 01-Jan 2004	APPROVED IN 2004	NET EXPENDITURES AS OF Dec 2004	LAPSES (incl cancs & ece s) IN 2004	REVERSIONS (incl cancs & ece s) IN 2004	UNEXPENDED BALANCE AS OF Dec 2004
FOOD SECURITY						
THAILAND						
Chiang Mai University 239 Huay Kaew Road M a g Dist ict Chiang Mai 50002 Thaila d						
for use by its Faculty of Agriculture for research on participatory plant breedi g a d toward the costs of its Master of Science in Agricultural Systems degree program	**46 000 00**	**0 00**	**0 00**	**0 00**	**0 00**	**46 000 00**
for use by its Faculty of Agriculture to support its Master of Science in Agricultural Systems degree program	**35 849 13**	**0 00**	**0 00**	**0 00**	**0 00**	**35 849 13**
Kasetsart University 50 Phahonyothin Road Chatuchak Bangkok 10900 Thailand						
to enable scientists from Thailand to pursue M Sc and Ph D fellowships at the University on the use of molecular markers to assist in rice breeding	**147 555 00**	**0 00**	**52 650 00**	**0 00**	**0 00**	**94 905 00**
to evaluate the utility, and train scientists in the application of DNA marker based selection in the rice breeding programs of Cambodia Lao PDR and Myanmar	**23 490 00**	**0 00**	**23 490 00**	**0 00**	**0 00**	**0 00**
Khon Kaen Uni ersity 123 Mitararp Road Amphoe M a g Khon Kaen 40002 Thailand						
for use by its Department of Agricultural Economics for research on drought related coping strategies of farmers in northeast Thailand and for the de elopment of new technologies to decrease the impact of drought on farming communities	**18 000 00**	**0 00**	**0 00**	**0 00**	**0 00**	**18 000 00**
National Center for Genetic Engineering and Biotechnology 113 Thailand Science Park Phahonyothin Road Klong 1 Klong Luang Pathumthani 12120 Thailand						
to co ti to d velop d deploy DNA molec la m ke s for b edi g d o ght tole a t ic for u e by fa m s in north and northeast Thailand	**89 600 00**	**0 00**	**60 000 00**	**0 00**	**0 00**	**29 600 00**

PROGRAM COUNTRY US STATE Grantee Name(s) Person(s) or Institution(s) Purpose	UNEXPENDED BALANCE AS OF 01-Jan 2004	APPROVED IN 2004	NET EXPENDITURES AS OF Dec 2004	LAPSES (Incl cancs & recens) IN 2004	REVERSIONS (Incl cancs & recens) IN 2004	UNEXPENDED BALANCE AS OF Dec 2004
FOOD SECURITY						
THAILAND						
Rice Research Institute Department of Agriculture Thailand Department of Agric ltu e Phaholyothin Road Chatuchak Bangkok 10900 Thailand						
for se by its Ubon Rachathani Rice Research Center and its Phrae Rice Research Center to enable rice scientists and farmers of rainfed rice to collaborate on breedi g improved rice varieties specifically adapted for northern Thailand	135 861 00	0 00	135 861 00	0 00	0 00	0 00
UGANDA						
Afnca 2000 Network Uganda P O Box 7184 Kampala Uga da						
for research on the use of Farmer Field Schools to strengthen management skills and decision making capacity of farming communities and service providers to overcome limitations of soil productivity	21 450 00	0 00	21 450 00	0 00	0 00	0 00
AT Uga da Limit d Plot 1 Muwafu Road Ntinda P O Box 8830 Kampala Uganda						
toward the costs of increasing access for poor farmers to improved seeds, chemical fertilizers and other farm equipment and supplies through a network of rural agricultural input suppliers	100 000 00	0 00	100 000 00	0 00	0 00	0 00
Florence Muranga Department of Food Science and Technology Makerere University P O Bo 7062 Kampala Uganda						
to enable her to conduct postdoctoral research at Makerere University on the use of processed bananas to improve nutrition in Uganda	6 000 00	0 00	5 564 94	435 06	0 00	0 00
George Bigirwa Namulonge Agricultural and Animal Production Research Institute (NAARI) P O Bo 7084 Kampala Uga da						
for an African Career Award to enable him to undertake postdoctoral research at the Namulonge Agricultural and Animal Production Research Institute on the occurrence and source of fungal rots and their impact on maize production in Uganda	6 010 00	0 00	6 000 00	10 00	0 00	0 00

PROGRAM COUNTRY US STATE Grantee Name(s) Person(s) or Institution(s) Purpose	UNEXPENDED BALANCE AS OF 01-Jan 2004	APPROVED IN 2004	NET EXPENDITURES AS OF Dec 2004	LAPSES (Incl cancs & recens) IN 2004	REVERSIONS (Incl cancs & recens) IN 2004	UNEXPENDED BALANCE AS OF Dec 2004
FOOD SECURITY						
UGANDA						
James M Ssebuliba Department of Crop Science Makerere Uni e sity P O Box 7062 Kampala Uganda						
for an African Career Award to enable him to conduct postdoctoral research at Makerere University on the n t itional pot ntial of selected bet ca ote e ich sweet potato a ieties in Uganda	6 000 00	0 00	5 915 06	84 94	0 00	0 00
Make ere Uni e sity P O Box 7062 Kampala Uganda						
for se by its Departme t of Ag icultu al Extensio /Education toward the costs of a aly ing current t a sformations i agricultural e tensio systems i Uga da and the implications for the ag icultural curric l m	37 000 00	0 00	37 000 00	0 00	0 00	0 00
for use by its Faculty of Agriculture to further the de elopment of its programs	0 00	80 000 00	80 000 00	0 00	0 00	0 00
to provide field training for African graduate students in the agricultural sciences and to develop a decision support system for sustainable productivity of the banana based cropping systems of the Lake Victoria Basin	0 30	0 00	0 00	0 30	0 00	0 00
to p ovide field trai i g fo Af ican graduate students in the agricultural sciences and to support studies on the effectiveness and efficiency of current approaches to impro ing potato production technologies in the highlands of southwestern and eastern Uganda	0 00	0 00	510 00	0 00	0 00	510 00
to pro ide field training for African students in agricultural sciences and to support economic research o resource use efficiency amo g the potato and sweet potato producers in Uganda	122 33	0 00	0 00	0 00	0 00	122 33
to support the micropropagation of selected banana cultivars for Ugandan farmers	0 00	0 00	180 00	0 00	0 00	180 00
toward the cost of planning a project to increase the food security and incomes of poor farmers in Uganda through development and marketing of nutrient enhanced banana based foods for local regional and international markets	0 00	95 818 00	95 818 00	0 00	0 00	0 00
toward the costs of a visit by Ugandan researchers farmers and government officials who will participate in the design of a Presidential Initiative for Banana Processing in Bushenyi district Uganda to learn about the food transformation efforts of the Royal Thai Project	0 00	41 635 00	41 635 00	0 00	0 00	0 00
towa d the costs of st engthe i g its trai ing p ograms fo professionals and practio ers who will work at the district level to improve food security and rural livelihoods	0 00	176 327 00	118 245 00	0 00	0 00	58 082 00

PROGRAM COUNTRY US STATE Grantee Name(s) Person(s) or Institution(s) Purpose	UNEXPENDED BALANCE AS OF 01-Jan 2004	APPROVED IN 2004	NET EXPENDITURES AS OF Dec 2004	LAPSES (Incl cancs & recens) IN 2004	REVERSIONS (Incl cancs & recens) IN 2004	UNEXPENDED BALANCE AS OF Dec 2004
FOOD SECURITY						
UGANDA						
Makerere University towa d th costs of sl g molecula ma ke assist d s lectio to enhance breeding for i clusion of the quality protein maize trait and resistance to mai e streak virus	85 323 00	0 00	46 573 00	0 00	0 00	38 750 00
Mary Christine Akemo Horticultural Research Programme Kawanda Agricultural Research Institute P O Box 7065 Kampala Uganda for an African Career Award to enable her to undertake postdoctoral research at Kawanda Agricultural Research Institute on potential cover crops for weed control in annual and perennial horticultural crop production in Uganda	7 200 00	0 00	1 200 00	0 00	0 00	6 000 00
Ministry of Finance Planning and Economic Development Uganda P O Box 2666 Kampala Uganda toward the costs of formulating a national strategy for improving the access of poor farmers to better local regional and i ternational ma kets for bana as	0 00	69 830 00	69 830 00	0 00	0 00	0 00
National Agric ltu al Research O ga isation Plot 3, Lugard A e u P O Box 295 Entebbe Uganda for research on improving the production of East African highland bananas through conventional breeding and genetic engineering	44 050 00	0 00	44 050 00	0 00	0 00	0 00
for research to improve the insect resistance disease resistance and protein quality of mai e varieties in Uganda	62 813 30	0 00	62 813 30	0 00	0 00	0 00
for use by its Kawanda Agricultural Research Institute to develop new banana genotypes resistant to weevils black sigatoka and nematodes through conventional breeding methods and to promote their use among smallholder farmers in Uganda	158 110 00	0 00	79 660 00	0 00	0 00	78 450 00
for use by its Namulonge Agricultural and Animal Production Research Institute for cassava improvement in Uganda through the integration of end user participatory approaches biotechnology tools and conventional breeding methods	69 800 00	0 00	43 900 00	0 00	0 00	25 900 00
for use by its Namulonge Agricultural and Animal Production Research Institute for participatory evaluation of upland rice varieties and determination of suitable crop management practices in Uganda	0 00	118 650 00	0 00	0 00	0 00	118 650 00

PROGRAM COUNTRY US STATE Grantee Name(s) Person(s) or Institution(s) Purpose	UNEXPENDED BALANCE AS OF 01-Jan 2004	APPROVED IN 2004	NET EXPENDITURES AS OF Dec 2004	LAPSES (Incl ca cs & recens) IN 2004	REVERSIONS (I cl cancs & recens) IN 2004	UNEXPENDED BALANCE AS OF Dec 2004
FOOD SECURITY						
UGANDA						
National Agricultural Research Organisation						
for use by its Namulonge Agricultural and Animal Production Research Institute for the promotion and development of improved high yielding bean varieties for sustainable food security nutrition and household income in Uganda	82 022 00	0 00	0 00	0 00	0 00	82 022 00
I support of es a ch to identify Bacillus thuringiensis i secticidal proteins that are effecti e agai st the sweetpotato wee il	0 00	100 280 00	51 980 00	0 00	0 00	48 300 00
to e ha c ba p od cti ity a d till atio th o gh f me participatory de lopm t of ew productio manageme t options	147 140 00	0 00	147 140 00	0 00	0 00	0 00
toward the costs of a project in collaboration with the Flemish Interuni ersity Institute for Biotechnology to increase banana producti ity thro gh genetic transformation to improve the architecture and development time of the East African Highland Banana	0 00	387 560 00	0 00	0 00	0 00	387 560 00
Regional Universities Forum for Capacity Building in Agriculture Limited Plot 151 Garden Hill Makerere Uni ersity Main Campus P O Bo 7062 Kampala Uganda						
for general support	0 00	3 550 000 00	150 000 00	0 00	0 00	3 400 000 00
UNITED KINGDOM						
Calibre Consultants 33 Princes Street Reading RG1 4EG United Kingdom						
toward the costs of travel for participants in the book conference Starter Packs: A Strategy to Fight Hunger in De eloping and Transition Countries to be held at the Bellagio Study and Conference Center Italy October 2004	0 00	25 047 00	25 047 00	0 00	0 00	0 00
Central Science Laboratory Sa d H tton Yo k YO41 1LZ United Kingdom						
toward the costs of a study of opportunities for and constraints upon development of sustainable vegetable seed businesses in eastern and southern Africa	0 00	15 000 00	15 000 00	0 00	0 00	0 00

PROGRAM COUNTRY US STATE Grantee Name(s) Person(s) or Institution(s) Purpose	UNEXPENDED BALANCE AS OF 01-Jan 2004	APPROVED IN 2004	NET EXPENDITURES AS OF Dec 2004	LAPSES (Incl cancs & recens) IN 2004	REVERSIONS (Incl cancs & recens) IN 2004	UNEXPENDED BALANCE AS OF Dec 2004
FOOD SECURITY						
VIETNAM						
Agricultural Genetics Institute Co Nh e T Li m Hanoi Vietnam						
for research to utilize molecular marker aided breeding to develop new elite and hybrid rice varieties with enhanced resistance to bacterial and fungal diseases as well as insect pests for Vietnamese rice farmers	**32 981 51**	**0 00**	**32 951 00**	**0 00**	**0 00**	**30 51**
Cuu Long Delta Rice Resea ch Institute Thoi Thanh Village Co Do Dist i t Can Tho City Vietnam						
to conduct rice biotechnology resea ch leading to improved rice arieties for Vietnamese farmers	**34 100 00**	**0 00**	**31 100 00**	**3 000 00**	**0 00**	**0 00**
Vietnamese Academy of Science and Technology 18 Hoang Quoc Viet Street Nghia Do Cau Giay Hanoi Vietnam						
to support research on drought tolerance in rice utilizing DNA genetic markers to assist in breeding new rice varieties for the hill regions of northern Vietnam	**0 00**	**36 462 00**	**18 231 00**	**0 00**	**0 00**	**18 231 00**
ZAMBIA						
Uni ersity of Zambia P O Box 32379 Lusaka Zambia						
towa d the costs of training M Sc students in plant breedi g for the Souther African De elopment Community region	**90 000 00**	**0 00**	**90 000 00**	**0 00**	**0 00**	**0 00**
ZIMBABWE						
African Centre for Fertilizer Development Alpes Road Hatcliffe Estate 51283 Teviotdale P O Bo A469 A dale Harare Zimbabwe						
to support the promotion of private sector participation in the dissemination of soil fertility technologies to smallholder farmers in southern Africa	**90 750 00**	**0 00**	**90 750 00**	**0 00**	**0 00**	**0 00**

PROGRAM COUNTRY US STATE Grantee Name(s) Person(s) or Instit tion(s) Purpose	UNEXPENDED BALANCE AS OF 01-Jan 2004	APPROVED IN 2004	NET EXPENDITURES AS OF Dec 2004	LAPSES (incl cancs & ece s) IN 2004	REVERSIONS (Incl cancs & ece s) IN 2004	UNEXPENDED BALANCE AS OF Dec 2004
FOOD SECURITY						
ZIMBABWE						
Ministry of Lands Agnculture and Rural Resettlement Zimbabwe Fifth Street Extension P O Box CY 594 Causeway Harare Zimbabwe						
for use by its Department of Research and Specialist Services toward the costs of using farmer participatory methods to develop and disseminate improved varieties of cowpeas capable of growing on acidic soil in Zimbabwe	**22 575 00**	**0 00**	**22 575 00**	**0 00**	**0 00**	**0 00**
for use by the Department of Research and Specialist Services toward support of maize open pollinated varieties ecosystem breeding in Zimbabwe	**32 193 00**	**0 00**	**0 00**	**0 00**	**0 00**	**32 193 00**
Paul Mapfumo Department of Soil Science and Agnc ltural Engineering University of Zimbabwe P O Bo MP 167 Mt Pleasant Harare Zimbabwe						
for an African Career Award to enable him to conduct postdoctoral research at the University of Zimbabwe on the use of no cultivated herbaceous legumes to increase soil fertility i smallholder cropping systems in Zimbabwe	**6 000 00**	**0 00**	**5 595 88**	**0 00**	**0 00**	**404 12**
Scientific & Industnal Research and Development Centre P O Box 6640 Harare Zimbabwe						
for research aimed at achieving sustainable agricultural productivity through genetic engineering and clonal propagation of maize	**0 00**	**0 00**	**62 334 00**	**62 334 00**	**0 00**	**0 00**
University of Zimbabwe P O Box MP 167 Mount Pleasant Harare Zimbabwe						
for resea ch on managing soil organic matter for impro ed utrient use efficiency on smallholder farms in Zimbabwe	**41 823 51**	**0 00**	**22 634 00**	**0 00**	**0 00**	**19 189 51**
in support of research to harness the diversity and nitrogen fixing capacity of indigenous herbaceous legumes as a low-cost organic nutrient resource for se in the management of soil fertility by smallholder farmers in southern Africa	***0 00***	***88 810 00***	***0 00***	***0 00***	***0 00***	***88 810 00***
to provide field training for African graduate students in the agricultural sciences and for research on the effects of cultural weed management practices on maize yields in Zimbabwe	**25 986 00**	**0 00**	**25 986 00**	**0 00**	**0 00**	**0 00**

PROGRAM COUNTRY US STATE Grantee Name(s) Person(s) or Institution(s) Purpose	UNEXPENDED BALANCE AS OF 01-Jan 2004	APPROVED IN 2004	NET EXPENDITURES AS OF Dec 2004	LAPSES (Incl cancs & recens) IN 2004	REVERSIONS (Incl cancs & recens) IN 2004	UNEXPENDED BALANCE AS OF Dec 2004
FOOD SECURITY						
ZIMBABWE						
University of Zimbabwe						
to provide field training for African graduate students in the agricultural sciences and for research on the use of soybeans and soybean products to enhance nutrition in livestock	15 150 00	0 00	15 150 00	0 00	0 00	0 00
toward the costs of a book on how Africans are leading the process of agricultural de elopment in Africa entitled The Termite Strategy: Transforming Rural Africa from Within	22 100 00	0 00	22 100 00	0 00	0 00	0 00
toward the costs of documenting the results of its soybean promotion program among smallholder farmers in Zimbabwe	0 00	30 000 00	0 00	0 00	0 00	30 000 00
toward the costs of the Uni ersity based Initiati e for De elopment and Equity in African Agriculture IDEAA) a regional program in southern Africa designed to impro e incomes of poor farmers through the production processing and marketing of agricultural commodities	0 00	0 00	35 238 28	35 238 28	0 00	0 00
UNITED STATES						
ALABAMA						
Auburn University 107 Samford Hall 182 S College Stre t Auburn Alabama 36849						
In support of research to identify Bacillus thuringiensis insecticidal proteins that are effecti e against the sweetpotato weevil	0 00	128 800 00	64 400 00	0 00	0 00	64 400 00
CALIFORNIA						
Regents of the University of California [DO NOT USE SELECT CAMPUS NAME] 333 California Street Laurel Heights Suite 16 San Francisco California 94143						
toward the costs of developing a collaborative database for public sector intellectual property resources in agricultural biotech ology	100 000 00	0 00	100 000 00	0 00	0 00	0 00
University of California Da is Mrak Hall Fifth Floor 2200 University A e Davis California 95616						
to de elop African mai e resistant to the parasitic weed Striga in a collaborative project with Kenyatta University	0 00	108 100 00	64 975 00	0 00	0 00	43 125 00

PROGRAM COUNTRY US STATE Grantee Name(s) Person(s) or Institution(s) Purpose	UNEXPENDED BALANCE AS OF 01-Jan 2004	APPROVED IN 2004	NET EXPENDITURES AS OF Dec 2004	LAPSES (incl cancs & recens) IN 2004	REVERSIONS (incl cancs & recens) IN 2004	UNEXPENDED BALANCE AS OF Dec 2004
FOOD SECURITY						
UNITED STATES						
CALIFORNIA						
University of Califomia San Diego 9500 Gilman Dn e La Jolla Califomia 92093						
for use by its Division of Biological Sciences to determine whether certain toxins from Bacillus thuringensis (Bt) are effective control agents against nematodes that affect plantains and East African Highland Bananas	**62 616 00**	**0 00**	**0 00**	**0 00**	**0 00**	**62 616 00**
CONNECTICUT						
TechnoServe Inc 49 Day St eet Norwalk Connecticut 06854						
toward the costs of a project in Uganda designed to increase the incomes of small scale banana producers by adding alue to their crops through product packaging processing and transport innovations and by linking th m to urban b yers the eby reducing ma ket i efficie cies	**0 00**	**603 358 00**	**301 679 00**	**0 00**	**0 00**	**301 679 00**
toward the costs of impro ing access of poor fa mers growi g bananas in Kenya to profitable output markets by helping them to develop strong producer and marketing associations	**262 238 00**	**0 00**	**131 119 00**	**0 00**	**0 00**	**131 119 00**
Uni ersity of Connectic t Sto rs Con ectic t 06269						
tow rd th osts of p blishi g p lal iss of N t , th t will demonstrate and promote the accomplishments of the University s China Bridges Inte atio al Fellowship prog am	**0 00**	**40 000 00**	**40 000 00**	**0 00**	**0 00**	**0 00**
Yale Uni ersity Woodbridg Hall 105 Wall Street P O Box 208229 New Haven Connecticut 06520 8229						
for a collaborative research project with Peking University to impro e stress tolerance in rice and other cereals through the genome wide identification of rice promotors with desirable drought induceable characteristics	**0 00**	**383 490 00**	**142 017 00**	**0 00**	**0 00**	**241 473 00**
WASHINGTON DC						
Afncare 440 R Street N W Washington DC 20001 1935						
for use by its Africare Zimbabwe to assist poor smallholder farmers in three districts of Zimbabwe to expand the production processing and utilization of soybeans and to develop sustainable market linkages for raising their incomes	**100 001 00**	**0 00**	**0 00**	**0 00**	**0 00**	**100 001 00**
In support of its Soybean Market Li kage Project, inte ded to impro e soybea p oductio and market development systems for poor rural households in Zimbabwe	**0 00**	**412 522 00**	**0 00**	**0 00**	**0 00**	**412 522 00**

PROGRAM COUNTRY US STATE Grantee Name(s) Person(s) or Institution(s) Purpose	UNEXPENDED BALANCE AS OF 01-Jan 2004	APPROVED IN 2004	NET EXPENDITURES AS OF Dec 2004	LAPSES (Incl cancs & recens) IN 2004	REVERSIONS (Incl cancs & recens) IN 2004	UNEXPENDED BALANCE AS OF Dec 2004
FOOD SECURITY						
UNITED STATES						
WASHINGTON DC						
International Food Policy Research Institute 2033 K Street N W Suite 400 Washington DC 20006 1002						
toward the costs of developing a Collaborative Master of Science Program in Agricultural and Applied Economics for eastern central and southern African uni ersities	0 00	500 000 00	500 000 00	0 00	0 00	0 00
The Citizens Network for Foreign Affairs 1111 19th Street N W Suite 900 Washington DC 20036						
to impro e the access of poor farmers to impro ed seeds and fertili ers through the pro ision of business training and technical and financial support to a network of small rural input shops in western Kenya	0 00	656 482 00	469 105 00	0 00	0 00	187 377 00
toward the costs of expanding the role of the private sector in providing smallholder farmers in marginal agricultural zones in southern Zimbabwe with greater access to agricultural inputs and markets	405 218 00	0 00	251 264 00	0 00	656 482 00	0 00
FLORIDA						
University of Flonda P O Box 113150 G i s ille Fl id 32611						
for use by its Citrus Research and Education Center to determine whether certain toxins from Bacillus thuringensis (Bt) are effective control agents against nematodes that affect plantains and East African Highland Bananas	32 693 00	0 00	32 693 00	0 00	0 00	0 00
GEORGIA						
Cooperative for Assistance and Relief Everywhere (CARE USA) 151 Ellis Street NE Atlanta Georgia 30303 2440						
for use by CARE Zimbabwe to de elop a private sector based network providing smallholder farmers in Zimbabwe with expanded access to farm inputs	161 405 00	0 00	87 831 00	0 00	0 00	73 574 00
Uni ersity of Geo gia Lustrat House Athens Georgia 30602						
for use by its College of Agricultural and Environmental Sciences to enable African scientists to attend the Plant and Animal Genome XIII meeting to be held in San Diego California January 2005	0 00	10 000 00	0 00	0 00	0 00	10 000 00
to support collaborative research with the University of Hyderabad India on the molecular genetics of drought tolerance in rice	99 290 33	0 00	0 00	0 00	0 00	99 290 33

PROGRAM COUNTRY US STATE Grantee Name(s) Person(s) or Institution(s) Purpose	UNEXPENDED BALANCE AS OF 01-Jan 2004	APPROVED IN 2004	NET EXPENDITURES AS OF Dec 2004	LAPSES (Incl cancs & recens) IN 2004	REVERSIONS (Incl cancs & recens) IN 2004	UNEXPENDED BALANCE AS OF Dec 2004
FOOD SECURITY						
UNITED STATES						
ILLINOIS						
International Association of Agricultural Economists c/o Walter J Armbruster Farm Foundation 1211 W 22nd Street Suite 216 Oak Brook Illinois 60523 2197						
towa d the costs of a symposi m entitled Shaping the future of African agriculture for de elopment The role of social scie tists to be held i Nairobi Kenya Decembe 2004	**0 00**	**20 950 00**	**20 950 00**	**0 00**	**0 00**	**0 00**
University of Illinois at Urbana Champaign 1401 West Greene Street Urbana Illinois 61801						
to enable African scientists to attend the Mai e Genetics Genomics and Bioinformatics Workshop and the 46th Annual Mai e Genetics Conference being held in Mexico March 7 14 2004	**0 00**	**34 020 00**	**34 020 00**	**0 00**	**0 00**	**0 00**
INDIANA						
Purdue University 1031 Ho de Hall Room 200 West Lafayette I diana 47907						
fo esearch to prod ce mo e durable resistance in sorghum to the parasitic weed Striga by characterizing the mechanisms of resistance and the genes responsible and then combining them in ways that enhance durability of resistance	**0 00**	**0 00**	**23 40**	**23 40**	**0 00**	**0 00**
In support of research to assess the value of transgenic mai e engineered to create resistance to the parasitic weed Striga	**0 00**	**190 592 00**	**99 375 00**	**0 00**	**0 00**	**91 217 00**
toward the costs of a symposi m o pla t abiotic stress toleranc ge es held i Ji an China Fall 2002	**0 00**	**0 00**	**5 888 68**	**5 888 68**	**0 00**	**0 00**
IOWA						
Iowa State Uni ersity Ames Iowa 50011 0001						
In support of training for two African scientists who will co t ib te to the s stainability of Af ican Vit min A maize research	**0 00**	**165 806 00**	**46 377 00**	**0 00**	**0 00**	**119 429 00**

PROGRAM COUNTRY US STATE Grantee Name(s) Person(s) or Institution(s) Purpose	UNEXPENDED BALANCE AS OF 01-Jan 2004	APPROVED IN 2004	NET EXPENDITURES AS OF Dec 2004	LAPSES (Incl cancs & recens) IN 2004	REVERSIONS (Incl cancs & recens) IN 2004	UNEXPENDED BALANCE AS OF Dec 2004
FOOD SECURITY						
UNITED STATES						
MICHIGAN						
Michigan State University 450 Administration Building East Lansing Michigan 48824 1046						
for use by its Department of Agricultural Economics toward the costs of designing a project to strengthen regional networks of agricultural market information systems for poor farmers and traders organizations in West Africa	**36 697 00**	**0 00**	**36 697 00**	**0 00**	**0 00**	**0 00**
for use by its Department of Agricultural Economics towards the cost of designing a project to strengthen egional networks of agricultural market i fo matio systems fo poor fa mers a d traders o gani atio s in West Africa	**0 00**	**13 303 00**	**13 303 00**	**0 00**	**0 00**	**0 00**
toward the costs of a st dy in collaboration with researchers from the Food Agriculture and Natural Resources Policy Analysis Network based in Zimbabwe, on mai e markets and the regional mai e trade in South Africa and thei impact on food sec rity fo the poor in Malawi Mo ambique and Zambia	**101 485 00**	**0 00**	**0 00**	**0 00**	**0 00**	**101 485 00**
toward the costs of assessing the cost effectiveness of a crop based strategy for sustainably reducing micronutrient malnutrition in poor people of rural Mozambique	**118 914 00**	**0 00**	**0 00**	**0 00**	**0 00**	**118 914 00**
MISSOURI						
Uni ersity of Missoun Columbia 310 Jesse Hall Columbia Missouri 65211 1230						
for use by its College of Agric lt e Food a d Natural Resou ces toward the costs of tra el for African scientists to attend the Plant and Animal Genome XI meeting held in San Diego California January 2003	**0 00**	**0 00**	**6 653 47**	**6 653 47**	**0 00**	**0 00**
NEW YORK						
Cornell University 300 Day Hall Ithaca New York 14853						
for a research and training fellowship in development sociology tracing the institutional arrangements governing the growth of pigeon pea groundnut and chickpea markets in Malawi and Mozambique	**0 00**	**270 000 00**	**46 313 00**	**0 00**	**0 00**	**223 687 00**
for research and training of an interdisciplinary cohort of fellows from eastern and southern Africa at the Ph D level in topics related to integrated nutrient management and agricultural economics for Africa	**94 685 00**	**0 00**	**30 808 00**	**0 00**	**0 00**	**63 877 00**
for use by its Albert R Mann Library to de elop Access to Global Online Research in Agriculture (AGORA) web based platform that will increase developing country access to scientific information thereby improving the quality and efficiency of agricultural research	**129 908 00**	**0 00**	**100 566 00**	**0 00**	**0 00**	**29 342 00**
for use by its Albert R Mann Library to disseminate The Essential Electronic Agricultural Library and its hardware to four universities and agricultural research institutions in sub Saharan Africa	**0 00**	**73 950 00**	**73 950 00**	**0 00**	**0 00**	**0 00**

PROGRAM COUNTRY US STATE Grantee Name(s) Person(s) or Institution(s) Purpose	UNEXPENDED BALANCE AS OF 01-Jan 2004	APPROVED IN 2004	NET EXPENDITURES AS OF Dec 2004	LAPSES (i l c cs & recens) IN 2004	REVERSIONS (i cl c cs & recens) IN 2004	UNEXPENDED BALANCE AS OF Dec 2004
FOOD SECURITY						
UNITED STATES						
NEW YORK						
Cornell University						
for use by its Strategic World Initiati e for Technology Transfer to ad ance the development transfer and use of provitamin A rice (Golden Rice) in developing countries where itamin A deficiency is a serious problem	**0 00**	**99 990 00**	**99 990 00**	**0 00**	**0 00**	**0 00**
to enable the University s Albert Mann Library to acquire The Essential Electronic Ag icultural Library for two educational/resea ch institutio s i sub Saharan Africa	**0 00**	**0 00**	**150 00**	**150 00**	**0 00**	**0 00**
to support dissemination to developing countries of information on genetic improvement for drought tolerance in ce eals	**0 00**	**40 005 00**	**0 00**	**0 00**	**0 00**	**40 005 00**
to support the training of an interdisciplinary cohort of fellows from eastern and southern Africa at the Ph D level i topics related to integrated nutrient management for Africa	**231 230 00**	**0 00**	**231 230 00**	**0 00**	**0 00**	**0 00**
to s pport the t ai ing of a interdisciplinary cohort of fellows from eastern and southern Africa at the Ph D level in topics related to integrated utrient management for sub Saharan Africa	**85 539 00**	**0 00**	**85 539 00**	**0 00**	**0 00**	**0 00**
toward the costs of a study in collaboration with the Kenya Agricultural Research Institute to enhance the efficiency a d effectiveness of Kenya s maize improvement program by utilizing both con entional and molecular breeding and to ide tify genes for resistance to f gal diseases of maize	**100 000 00**	**0 00**	**50 000 00**	**0 00**	**0 00**	**50 000 00**
toward the costs of cross disciplinary training workshops to facilitate the use in Africa of internet based access to literature in the fields of agric lt re and health pro ided by the Access to Global O line Research in Ag iculture i itiative (AGORA) a d the Health inte Network Access to Resea ch i itiati e (HINARI)	**0 00**	**300 300 00**	**41 800 00**	**0 00**	**0 00**	**258 500 00**
toward the costs of pro iding consulting and technical assistance aimed at enhancing the quality of Ph D training for plant breeders at the University of KwaZulu Natal s African Center for Crop Improvement	**0 00**	**194 620 00**	**194 620 00**	**0 00**	**0 00**	**0 00**
toward the costs of studies on soil organic matter recapitalization to be conducted by a Kenyan Ph D student in collaboration with Kenyatta Uni ersity	**0 00**	**95 300 00**	**0 00**	**0 00**	**0 00**	**95 300 00**
International Service for the Acquisition of Agri biotech Applications Amen/Center 417 Bradfield Hall Cornell University Ithaca New York 14853						
for use by its Global Knowledge Center on Crop Biotechnology to continue to facilitate a dialogue that will enable policymakers and scientists responsible for crop biotechnology in developing countries to better understand the position and concerns of all sides in the global debate on this topic	**190 000 00**	**0 00**	**190 000 00**	**0 00**	**0 00**	**0 00**

PROGRAM COUNTRY US STATE Grantee Name(s) Person(s) or Institution(s) Purpose	UNEXPENDED BALANCE AS OF 01-Jan 2004	APPROVED IN 2004	NET EXPENDITURES AS OF Dec 2004	LAPSES (Incl cancs & recens) IN 2004	REVERSIONS (incl cancs & recens) IN 2004	UNEXPENDED BALANCE AS OF Dec 2004
FOOD SECURITY						
UNITED STATES						
NEW YORK						
International Service for the Acquisition of Agri biotech Applications						
toward the costs of producing publishing and disseminating in developing countries the annual Global Review of Commerciali ed T a sgenic Crops, an in depth analysis of global developments pertaining to the adoption and socio economic impacts of genetically modified crops	0 00	190 000 00	95 000 00	0 00	0 00	95 000 00
Market Matters Inc 401 S Albany St eet Ithaca New Yo k 14850						
In support of its project to imp o e the effecti eness of seed markets serving poor farmers through research analysis a d manageme t traini g for small and mid si ed African seed companies that focus on these markets	0 00	264 500 00	264 500 00	0 00	0 00	0 00
towa d the costs of assisting the go ernment of Uganda with formulating a national strategy for impro ing the access of poor farmers to better local regional and international markets for bananas	0 00	96 667 00	96 667 00	0 00	0 00	0 00
NORTH CAROLINA						
North Carolina State Uni ersity Raleigh North Carolina 27695						
toward the costs of de elopi g a ew st ategy fo e hanci g gemi i irus disease esista ce i Af ica crops	208 941 00	0 00	102 048 00	0 00	0 00	106 893 00
RHODE ISLAND						
Gordon Research Conferences P O Box 984 West Kingston Rhode Island 02892 0984						
to enable scientists from Africa and Asia to attend the Gordon Research Conference on Salt & Water Stress in Plants to be held at the Hong Kong University of Science & Technology June 13 18 2004	0 00	10 000 00	10 000 00	0 00	0 00	0 00
TEXAS						
Texas A&M Uni ersity College Station Te as 77843						
for research and Ph D training in mai e breeding with emphasis on tolerance to drought and low soil nitrogen for two students from southern Africa	70 072 00	0 00	70 072 00	0 00	0 00	0 00
Texas Agricultural Experiment Station an agency of the Texas A&M University System Jack K Williams Administration Building Suite 113 2142 TAMU College Station Te as 77843 2142						
for Ph D training and research in maize genetic improvement with emphasis on tolerance to drought and low soil fertility in sub Saharan Africa	209 325 00	0 00	115 361 00	0 00	0 00	93 964 00

PROGRAM COUNTRY US STATE Grantee Name(s) Person(s) or Institution(s) Purpose	UNEXPENDED BALANCE AS OF 01-Jan 2004	APPROVED IN 2004	NET EXPENDITURES AS OF Dec 2004	LAPSES (incl cancs & recens) IN 2004	REVERSIONS (Incl cancs & recens) IN 2004	UNEXPENDED BALANCE AS OF Dec 2004
FOOD SECURITY						
UNITED STATES						
WASHINGTON						
University of Washington 301 Gerberding Hall Box 351230 Seattle Washington 98195 1230						
for the identification and characteri ation of genes that ha e the potential to enhance drought tolerance in rice	158 615 00	0 00	0 00	0 00	0 00	158 615 00
GENERAL FOUNDATION ADMINISTERED PROJECTS						
fo adminis ative costs associated with managi g the Foundation s program Forum on Agricultural Resource Husbandry I Sub Saharan Africa	23 045 00	0 00	0 00	0 00	0 00	23 045 00
for administrati e costs associated with managing the Foundation s prog am Forum on Agricultural Resource Husbandry in Sub Saharan Africa	2 506 00	0 00	-419 00	2 925 00	0 00	0 00
for administrati e costs associated with monitoring and evaluating efforts to intersect Food Security s acti ities in western Kenya	0 00	177 560 00	12 916 49	0 00	0 00	164 643 51
for administrati e costs associated with the coordination of integrated nutrient management strategies in research and e tension acti ities in Kenya	34 292 00	0 00	34 292 00	0 00	0 00	0 00
for admi istrati e costs associated with the Food Security Theme s program to inform policy makers on matters that affect poor fa mi g households in East Africa	32 310 07	0 00	26 180 00	0 00	0 00	6 130 07
for the first workshop of all grantees under the Foundation s Markets Area of Work, to be held in conjunction with the inaugural meeting of the program s External Advisory Committee April 5 7 2004 in Nairobi Kenya to monitor and review progress on program investments	0 00	300 000 00	269 798 28	0 00	0 00	30 201 72
to assist the officers of the Food Security theme in raising public awareness in India regarding the lack of public institution investment in crop genetic improvement for drought tolerance in rice	0 00	20 000 00	7 000 00	0 00	0 00	13 000 00
to f cilitat plo atio of optio fo fo mi g allia b twe the Inte tio al Rice R a h I stit te and the International Maize and Wheat Improvement Center	0 00	186 000 00	150 068 81	0 00	0 00	35 931 19
to facilitate an exploration of options for forming an alliance between the International Rice Research Institute and the International Maize and Wheat Improvement Center	0 00	50 000 00	28 821 75	0 00	0 00	21 178 25
to facilitate the transition of the Forum for Agricultural Resource Husbandry from a Foundation ma aged program to independent status	95 500 00	0 00	79 358 15	0 00	0 00	16 141 85

PROGRAM COUNTRY US STATE Grantee Name(s) Person(s) or Institution(s) Purpose	UNEXPENDED BALANCE AS OF 01-Jan 2004	APPROVED IN 2004	NET EXPENDITURES AS OF Dec 2004	LAPSES (Incl cancs & recens) IN 2004	REVERSIONS (Incl cancs & recens) IN 2004	UNEXPENDED BALANCE AS OF Dec 2004
FOOD SECURITY GENERAL FOUNDATION ADMINISTERED PROJECTS						
to gather information about institutions and policies that influence markets affecting poor farmers in Kenya Uganda and Tanzania in order to better guide grant making in the Food Security Theme	34 440 98	0 00	31 452 00	0 00	0 00	2 988 98
to pro ide administ ati e support for the rice drought tolerance network and consulting acti ities in eastern India	7 106 42	0 00	7 106 42	0 00	0 00	0 00
to provide administrative support for the rice drought tolerance network and consulting activities in eastern India	17 000 00	0 00	14 200 00	0 00	0 00	2 800 00
to p o ide s pport for administrati e costs associated with the Food Security Theme s program to inform policy make s o matters that affect poor fa ming households in sub Saharan Africa	10 006 22	0 00	2 101 00	7 905 22	0 00	0 00
to strengthen Food Security s Partnerships for Soils Water and Nutrient Management program through the establishment of an advisory committee and consultation with experts on strategic program areas and through the promotion of linkages and e change of experie ces among grantees	20 575 94	0 00	4 413 00	0 00	0 00	16 162 94
to support the work of a team of consultants who will systematize, analy e, and assess the current Food Security soil fertility and Integrated nutrient management program in Sub Saharan Africa providing recommendations for program integration and future directions	21 234 57	0 00	19 701 92	0 00	0 00	1 532 65
toward administrati e costs associated with consultants and ad isory meetings primarily in the area of seed production and distribution systems in Africa	6 245 86	0 00	2 402 83	3 843 03	0 00	0 00
toward administrative costs associated with consultants and advisory meetings primarily in the area of seed production and distribution systems in Africa	3 043 03	0 00	2 403 00	0 00	0 00	640 03
toward costs associated with consultants and advisory meetings for the development of an initiati e for public sector intellectual property management	43 437 85	0 00	8 434 75	0 00	0 00	35 003 10
toward costs associated with the coordination of integrated soil management strategies and legume research and extension activities in Ke ya	0 00	149 400 00	0 00	0 00	0 00	149 400 00
towa d the cost of de elopi g a a ea of work focused on markets for increased fa me i comes in Af ica	26 110 44	0 00	5 025 00	0 00	0 00	21 085 44
toward the costs of a meeting for participants in the Foundation s program Biotechnology Breeding and Seed Systems for Africa to be held November 2002	67 518 02	0 00	28 403 86	0 00	0 00	39 114 16

PROGRAM COUNTRY US STATE Grantee Name(s) Person(s) or Institution(s) Purpose	UNEXPENDED BALANCE AS OF 01-Jan 2004	APPROVED IN 2004	NET EXPENDITURES AS OF Dec 2004	LAPSES (Incl cancs & recens) IN 2004	REVERSIONS (Incl cancs & recens) IN 2004	UNEXPENDED BALANCE AS OF Dec 2004
FOOD SECURITY						
GENERAL FOUNDATION ADMINISTERED PROJECTS						
toward the costs of a symposium on crop genetic improvement for the 21st century to be held at the Bellagio Study and Conference Center September 2002	6 996 56	0 00	1 408 05	5 588 51	0 00	0 00
towa d th costs of a wo k hop titled E plori g the Potential Use of Biotechnology to Alter Plant Development Prog ams to be h ld at the Bellagio St dy a d Co fere ce Cente Italy No ember 2003	52 113 41	0 00	22 262 16	0 00	0 00	29 851 25
toward the costs of an analysis and assessment of the Food Security s current soil fertility and integrated t i t m ag m t p og am l s b Sah Af ica	6 298 08	0 00	6 298 08	0 00	0 00	0 00
toward the costs of commissioning a book documenting the results of and lessons learned from the Foundation s International Program on Rice Biotechnology	12 821 45	0 00	0 00	12 821 45	0 00	0 00
toward the costs of commissio ing a study of Kenyan agriculture that will be used in developing a new program struct re for the Fou dation s Food Security Theme	4 609 90	0 00	120 00	4 489 90	0 00	0 00
toward the costs of commissioning a study of Malawia agriculture that will be used in developing a new program structure for the Foundation s Food Security Theme	23 234 00	0 00	3 000 00	0 00	0 00	20 234 00
toward the costs of commissioning a study of Malawian agriculture that will be used in developing a new program structure for the Foundation s Food Security Theme	20 500 00	0 00	15 931 57	0 00	0 00	4 568 43
toward the costs of commissio i g a st dy of Mo ambican agricultu e that will be used in de elopi g a new program structure for the Foundation s Food Security Theme	6 857 94	0 00	0 00	6 857 94	0 00	0 00
towa d the costs of commissioning a study of Ugandan agriculture that will be used in developing a new program struct e for the Fo datio s Food Sec rity Theme	24 600 00	0 00	21 924 00	0 00	0 00	2 676 00
toward the costs of consultants to advise on the transition of management of the Foundation s Forum on Agricultural Resource Husbandry in Sub Saharan Africa to an African institution	6 822 84	0 00	0 00	6 822 84	0 00	0 00
toward the costs of designing planning and facilitating two meetings aimed at examining possible regulatory and legal frameworks for the efficient and equitable use of genetic resources in Africa to be held in Rome and at the Bellagio Study & Conference Center Italy September 2003	43 000 00	0 00	43 000 00	0 00	0 00	0 00
toward the costs of de eloping public private partnerships within the banana industry of Uganda designed to help increase incomes of poor farmers	0 00	150 734 00	0 00	0 00	0 00	150 734 00

PROGRAM COUNTRY US STATE Grantee Name(s) Person(s) or Institution(s) Purpose	UNEXPENDED BALANCE AS OF 01-Jan 2004	APPROVED IN 2004	NET EXPENDITURES AS OF Dec 2004	LAPSES (Incl cancs & recens) IN 2004	REVERSIONS (Incl cancs & recens) IN 2004	UNEXPENDED BALANCE AS OF Dec 2004
FOOD SECURITY						
GENERAL FOUNDATION ADMINISTERED PROJECTS						
toward the costs of engaging a cons ltant to reinforce capacity in applied biotech ology laboratories withi the Kenya Agricultural Research Institute	121 000 00	0 00	67 625 00	0 00	0 00	53 375 00
toward the costs of engaging consultants and con ening advisory meetings on the topic of seed production and distribution systems in Africa	6 842 41	0 00	6 432 28	410 13	0 00	0 00
toward the costs of engaging consultants and convening meetings to assist the Foundation in planning and establishing a Master s degree program i ag ic lt al eco omics i Af ica a d a postdocto al fellowship program in Af ican food policy and markets development	3 675 46	0 00	0 00	3 675 46	0 00	0 00
toward the costs of engaging consultants and convening meetings to assist the officers in developing programs to strengthen agricultural research and development with an emphasis on local and national capacity building in sub Saharan Africa	22 850 00	0 00	17 153 14	5 696 86	0 00	0 00
toward the costs of engaging consultants to assist in assessing the program on producing more resilient crops in Southeast Asia and to provide insight for its continued development	14 953 90	0 00	10 089 53	4 864 37	0 00	0 00
toward the costs of engaging consultants con ening small consultative gatherings and facilitating travel of plant breeders and seed specialists to relevant meetings related to the development of improved crop varieties	0 00	50 000 00	35 316 00	0 00	0 00	14 684 00
toward the costs of establishing a Scientific Advisory Comitttee to provide assessment of the Foundation s Biotech ology Breeding a d Seed Systems for Africa p og am	43 070 08	0 00	27 645 30	0 00	0 00	15 424 78
toward the costs of establishing the African Agricultural Technology Foundation an organization that will help African research institutions access and deploy proprietary agricultural technologies	56 245 31	0 00	56 245 31	0 00	0 00	0 00
toward the costs of establishing the Public Intellectual Property Resource for Agriculture an entity that will facilitate public sector access to new agricultural technologies for the developing world	0 00	115 419 00	11 032 70	0 00	0 00	104 386 30
toward the costs of establishing the Public Intellectual Property Resource for Agriculture an entity that will facilitate p blic sector access to new agricultural technologies particularly in Africa	261 950 00	0 00	261 950 00	0 00	0 00	0 00
toward the costs of facilitating a pilot program to impro e teaching and research competencies among faculty at Makerere University	0 00	177 100 00	37 280 00	0 00	0 00	139 820 00
toward the costs of facilitating the development of a collaborative professional Master s degree program in agricultural economics in eastern and southern African universities	20 993 92	0 00	2 480 75	0 00	0 00	18 513 17

PROGRAM COUNTRY US STATE Grantee Name(s) Pe son(s) or I stit tion(s) Purpose	UNEXPENDED BALANCE AS OF 01-Jan 2004	APPROVED IN 2004	NET EXPENDITURES AS OF Dec 2004	LAPSES (I cl cancs & recens) IN 2004	REVERSIONS (I cl cancs & ece s) IN 2004	UNEXPENDED BALANCE AS OF Dec 2004
FOOD SECURITY						
GENERAL FOUNDATION ADMINISTERED PROJECTS						
toward the costs of facilitating the transfer of management of the Foundation s Fo um on Agricult ral Resource Husbandry I Sub Saharan Africa to a Af ican i stitution	41 793 80	0 00	29 783 24	0 00	0 00	12 010 56
toward the costs of formulating an area of work focused on food security in the Greater Mekong Sub region of Southeast Asia	243 28	0 00	0 00	243 28	0 00	0 00
towa d the costs of initiating and assisting in curric lum review and reform at the nine Faculties of Agriculture in th Fo m foc o t ies	42 026 42	0 00	42 026 42	0 00	0 00	0 00
toward the costs of launching two intellectual property rights management entities that will facilitate p blic secto access to new ag icultural tech ologies particularly in Africa	198 734 85	0 00	107 574 04	0 00	0 00	91 160 81
toward the costs of operating the Foundation s program on applying science and technology to improving food sec rity	858 09	0 00	0 00	858 09	0 00	0 00
toward the costs of operating the Foundation s program on genetic improvement of cereals for drought tolerance in Africa and Asia	14 182 34	0 00	11 020 12	3 162 22	0 00	0 00
tow d th o t of op ti g the Fo d tio p og m o g ti imp o m t of l fo d o ght tol c in Africa and Asia	1 935 33	0 00	0 00	1 935 33	0 00	0 00
toward the costs of operating the Foundation s program on genetic improvement of cereals for drought tolerance in Africa and Asia	71 341 32	0 00	27 314 22	0 00	0 00	44 027 10
toward the costs of operating the Foundation s program on improving drought tolerance in cereals	1 514 50	0 00	0 00	1 514 50	0 00	0 00
toward the costs of operating the Foundation s program on integrated utrient management and soil fertility in sub Saharan Africa	1 816 37	0 00	0 00	0 00	0 00	1 816 37
toward the costs of the External Ad isory Committee for the Foundation s Food Security a ea of work Markets to Raise Incomes of Poor Farmers in Africa	0 00	99 000 00	24 992 71	0 00	0 00	74 007 29
toward the costs of the first meeting of grantees under the Foundation s Enhanced Soil Productivity in Africa area of work to be held in Nairobi Kenya September 2004	0 00	230 000 00	141 463 00	0 00	0 00	88 537 00

PROGRAM COUNTRY US STATE Grantee Name(s) Person(s) or Institution(s) Purpose	UNEXPENDED BALANCE AS OF 01-Jan 2004	APPROVED IN 2004	NET EXPENDITURES AS OF Dec 2004	LAPSES (Incl cancs & recens) IN 2004	REVERSIONS (Incl cancs & recens) IN 2004	UNEXPENDED BALANCE AS OF Dec 2004
FOOD SECURITY						
GENERAL FOUNDATION ADMINISTERED PROJECTS						
towa d the costs of the second ge eral meeting of participa ts in the Fo dation s prog am Impro ed Crop Varieties for Africa to be held January 2005	0 00	313 814 00	21 460 04	0 00	0 00	292 353 96
TOTAL 339 FOOD SECURITY	21 569 326 58	22 511 023 00	23 761 135 93	236 419 59	689 640 00	19 393 154 06

PROGRAM COUNTRY US STATE Grantee Name(s) Person(s) or Institution(s) Purpose	UNEXPENDED BALANCE AS OF 01-Jan 2004	APPROVED IN 2004	NET EXPENDITURES AS OF Dec 2004	LAPSES (Incl cancs & recens) IN 2004	REVERSIONS (Incl cancs & recens) IN 2004	UNEXPENDED BALANCE AS OF Dec 2004
GLOBAL ENVIRONMENT						
INDIA						
Centre for Research on Environment Ecology and De elopment 7 Sa dar Patel Marg Chanakyapu i New Delhi 110 021 India						
fo the costs of the LEAD p ogram in I dia	**4 478 25**	**0 00**	**0 00**	**0 00**	**4 478 25**	**0 00**
ITALY						
F od nd Ag ic lt e O g i ati of th U it d N tio Viale delle Terme di Caracalla 00153 Rome 00153 Italy						
toward support of its international symposium on jute and the environment	**0 00**	**0 00**	**-43 004 78**	**43 004 78**	**0 00**	**0 00**
JAMAICA						
Uni ersity of the West Indies 3 Gibralter Camp Road Mona Ki gston 7 Jamaica						
toward the costs of de elopi g a grad ate program in environmental and natural resource management	**0 00**	**0 00**	**3 335 65**	**3 335 65**	**0 00**	**0 00**
TOTAL 3 GLOBAL ENVIRONMENT	**4 478 25**	**0 00**	**-46 340 43**	**46 340 43**	**4 478 25**	**0 00**

PROGRAM COUNTRY US STATE Grantee Name(s) Person(s) or Institution(s) Purpose	UNEXPENDED BALANCE AS OF 01-Jan 2004	APPROVED IN 2004	NET EXPENDITURES AS OF Dec 2004	LAPSES (Incl cancs & recens) IN 2004	REVERSIONS (Incl cancs & recens) IN 2004	UNEXPENDED BALANCE AS OF Dec 2004
GLOBAL INCLUSION						
AUSTRALIA						
CAMBIA Clunies Ross Street at Dickson Rd Black Mountain 2601 Australia						
toward the costs of a project to develop, promote implement and validate a new model for managing intellectual property stimulating inno ation and delivering useful biological technologies based on the principles of an open access collaborative protected commons	**0 00**	**750 000 00**	**750 000 00**	**0 00**	**0 00**	**0 00**
CANADA						
Creators Rights Alliance 215 Spadina A enue c/o Playwnghts Canada Press Suite 230 Toronto Ontario M5T 2C7 Canada						
for the costs of a project to assist advocates for indigenous peoples to prepare for and participate in I ternational meetings on intellect al property and the protection of traditional knowledge	**0 00**	**50 000 00**	**50 000 00**	**0 00**	**0 00**	**0 00**
Human Rights Inte net 8 York Street Suite 302 Ontario Ottawa K1N 5S6 Ca ad						
toward the costs of a joint project with the International Centre of Ethnic Studies Sri Lanka to establish a mechanism that aims to prevent inter ethnic conflict through quiet diplomacy	**350 000 00**	**0 00**	**202 000 00**	**148 000 00**	**0 00**	**0 00**
International Development Research Centre P O Box 8500 Ontario Ottawa K1G 3H9 Canada						
toward the costs of its Research and Knowledge Systems competition, which provides grants to developing-country scholars to conduct research on the social and public policy challenges of transformative technologies and on the implicatio s of this research for developing countries	**0 00**	**350 000 00**	**350 000 00**	**0 00**	**0 00**	**0 00**
I ter atio al I stit te for Sustai able De elopme t 161 Portage Avenue East Sixth Floor Manitoba Winnigpeg R3B 0Y4 Canada						
toward the costs of a planning meeting of its Van Lennep Subsidies Initiative at the Bellagio Study and Conference Center Italy March 1-4 2005 to discuss new ways to reduce or eliminate subsidies that are trade-distorting and undermine sustainable de elopment	**0 00**	**50 000 00**	**50 000 00**	**0 00**	**0 00**	**0 00**

PROGRAM / COUNTRY / US STATE / Grantee Name(s) Person(s) or Institution(s) / Purpose	UNEXPENDED BALANCE AS OF 01-Jan 2004	APPROVED IN 2004	NET EXPENDITURES AS OF Dec 2004	LAPSES (incl cancs & recens) IN 2004	REVERSIONS (incl cancs & recens) IN 2004	UNEXPENDED BALANCE AS OF Dec 2004
GLOBAL INCLUSION						
COLOMBIA						
Fundacion Agenda Colombia Carrera 13 A No 41 44 B gota C lombia						
towa d the costs of a seminar entitled: Globalization, Intellectual Property Rights and Social Equity: Challenges and Opport nities of the F ee Trade Ag eeme ts to be h ld i Bogotá Colombia J ly 22 a d 23 2004	**0 00**	**25 000 00**	**25 000 00**	**0 00**	**0 00**	**0 00**
ENGLAND						
B it i Y a ly M tu g Fnends House 173 Euston Road London NW1 2BJ E gland						
toward the costs of a program to support de eloping country strategy development regarding intellectual property policies particularly with respect to public health traditional knowledge and food security	**75 000 00**	**0 00**	**75 000 00**	**0 00**	**0 00**	**0 00**
Consumers International 24 Highbury Crescent London N5 1RX England						
toward the costs of a series of dialogues among consumer advocates and E U and U S policymakers aimed at fostering a fairer system of intellectual property rights to allow for the freer exchange of knowledge and ideas and the delivery of innovative and affordable products to the marketplace	**0 00**	**240 000 00**	**120 000 00**	**0 00**	**0 00**	**120 000 00**
I stitute fo Phila th opy 2 Temple Place London WC2R 3BD England						
to Ide tify a d recr it high net worth Indl Iduals in the U K for The Philanthropy Wo kshop and to desig a d organi e a module to be held in Londo April 2004	**12 500 00**	**0 00**	**12 500 00**	**0 00**	**0 00**	**0 00**
Institute for Public Policy Resea ch 30 32 Southampton Street London WC2E 7RA England						
toward the costs of a conference on developing practical ways for strengthening global civil society to be held at the Bellagio St dy and Conference Center July 1 3 2005	**0 00**	**50 000 00**	**0 00**	**0 00**	**0 00**	**50 000 00**
International Institute for En ironment and Development 3 Endsleigh Street London WC1H 0DD England						
toward the costs of a conference in collaboration with the International Centre for Trade and Sustainable Development on trade sustainable agriculture and poverty reduction to be held in July 2004	**0 00**	**99 975 00**	**99 975 00**	**0 00**	**0 00**	**0 00**

PROGRAM COUNTRY US STATE Grantee Name(s) Person(s) or Institution(s) Purpose	UNEXPENDED BALANCE AS OF 01-Jan 2004	APPROVED IN 2004	NET EXPENDITURES AS OF Dec 2004	LAPSES (Incl cancs & recens) IN 2004	REVERSIONS (Incl cancs & recens) IN 2004	UNEXPENDED BALANCE AS OF Dec 2004
GLOBAL INCLUSION						
ENGLAND						
International Institute for Environment and Development						
toward the costs of the first phase of a project to help poor rural communities in developing countries protect their rights with respect to traditional knowledge related to biological resources	0 00	100 000 00	51 060 00	0 00	0 00	48 940 00
King s College London University of London Strand London WC2R 2LS England						
toward the costs of a study of the elationship between co flict and development in International policy	30 000 00	0 00	30 000 00	0 00	0 00	0 00
London School of Economics and Political Science University of London						
toward the costs of its Global Civil Society Programme, which researches trends and ideas in global civil society and publishes its findings in an annual publication entitled The Global Civil Society Yearbook"	0 00	200 000 00	110 000 00	0 00	0 00	90 000 00
Houghton Street London WC2A 2AE England						
toward the costs of its Global Cl il Society Programme s research and dissemination on trends and ideas in global civil society	153 064 00	0 00	153 064 00	0 00	0 00	0 00
Royal Institute of International Affairs Chatham H 10 St James s Sq a e Londo SW1Y 4LE E gland						
to support the launch of the United States Study Group a project aimed at increasing Europeans understanding of the factors influencing U S foreign policy	20 000 00	0 00	20 000 00	0 00	0 00	0 00
ScıDe Net 97/99 Dean Street London W1D 3TE England						
for general support of its mission of providing a free access internet site offering original reporting and science journal articles for policymakers scientists and others in developing countries	150 000 00	0 00	150 000 00	0 00	0 00	0 00
The King s College of Our Lady and St Nicholas in Cambndge King s Parade Cambridge CB2 1ST England						
for use by its Common Security Forum toward the costs of two programs on global political institutions and a program on science health and security	0 00	200 000 00	50 000 00	0 00	0 00	150 000 00

PROGRAM COUNTRY US STATE Grantee Name(s) Person(s) or Institution(s) Purpose	UNEXPENDED BALANCE AS OF 01-Jan 2004	APPROVED IN 2004	NET EXPENDITURES AS OF Dec 2004	LAPSES (incl cancs & recens) IN 2004	REVERSIONS (incl cancs & rece s) IN 2004	UNEXPENDED BALANCE AS OF Dec 2004
GLOBAL INCLUSION						
GHANA						
Forum for Agricultural Research in Africa c/o FAO Regional Office in Africa P O Bo GP 1628 Acc Gha						
toward the costs of its African biosafety initiative to accelerate and impro e the development and implementation of biosafety systems in sub Saharan Africa	**100 000 00**	**0 00**	**100 000 00**	**0 00**	**0 00**	**0 00**
ITALY						
International Plant Genetic Resources Institute Via dei Tre Denari 472/a Maccarese Rome 00057 Italy						
toward the costs of an initiati e to stre gthen the capacity of de eloping countries to de elop comprehensive national genetic resource policy frameworks	**133 333 00**	**0 00**	**133 333 00**	**0 00**	**0 00**	**0 00**
JAPAN						
United Nations Uni ersity Institute of Advanced Studies 53 70 Jingumae 5 chome Shib y K Tokyo 150 8925 Japa						
for use by its Institute of Advanced Studies toward the costs of a project that will provide an assessment of international initiatives for building capacity in the field of biosafety and biotechnology in Southeast Asia and sub Saharan Africa	**0 00**	**200 000 00**	**133 000 00**	**0 00**	**0 00**	**67 000 00**
for use by its Institute of Advanced Studies toward the costs of its project Call of the Earth an indigenous peoples initiative on intellectual property policies in relation to indigenous communities	**190 000 00**	**0 00**	**100 000 00**	**0 00**	**0 00**	**90 000 00**
KENYA						
African Agricultural Technology Foundation c/o ILRI P O Box 30709 Old Naivasha Road Nairobi 00100 Kenya						
for the costs of its official launch as an entity that will link the needs of resource poor farmers with potential technological solutions to create food security and poverty reduction in sub Saharan Africa	**0 00**	**66 825 00**	**66 825 00**	**0 00**	**0 00**	**0 00**

PROGRAM COUNTRY US STATE Grantee Name(s) Person(s) or Institution(s) Purpose	UNEXPENDED BALANCE AS OF 01-Jan 2004	APPROVED IN 2004	NET EXPENDITURES AS OF Dec 2004	LAPSES (Incl cancs & recens) IN 2004	REVERSIONS (Incl cancs & recens) IN 2004	UNEXPENDED BALANCE AS OF Dec 2004
GLOBAL INCLUSION						
KENYA						
African Economic Research Consortium Inc Third Floor Middle East Bank Towers Building Milimani Road PO Box 62882 Nairobi 00200 Kenya						
towa d the costs of a wo kshop to b ild capacity around trade policy and trade negotiations in sub Saharan Africa to be held No ember 16 17 2004 in Dar es Salaam Tanzania	0 00	120 000 00	120 000 00	0 00	0 00	0 00
Af ican Tech ology Policy Studies Network P O Box 10081 00100 Nairobi Kenya						
toward the costs of a project that will support national and regional efforts to de elop policies to manage agricultural biotechnology in sub Saharan Africa	0 00	250 000 00	0 00	0 00	0 00	250 000 00
International Centre of Insect Physiology and Ecology Duduville Kasarani P O Box 30772 Nyayo Stadium Nairobi Kenya						
for the costs of the second phase of a research project to assess the risk of transgene dissemination associated with the I troduction of ge etically modified crops in Africa using cowpea as a model	0 00	250 000 00	105 000 00	0 00	0 00	145 000 00
Kenya Plant Health Inspectorate Service Oloolua Ridge Karen P O Bo 49592 Nairobi Kenya						
toward the costs of enhancing Kenya s capacity to implement biosafety regulations and to assess and manage potential risks associated with ge etically modified staple crops thro gh the training of one of its scientists at Agriculture and Biotechnology Strategies (Canada) Inc	0 00	15 727 00	15 727 00	0 00	0 00	0 00
MEXICO						
Asociación Mexicana de Uniones de Crédito del Sector Social Yosemite 45 Col Napoles CP 03810 Mexico City Mexico						
toward the costs of its project to expand and consolidate access to banking services in transnational communities in Mexico and California	50 000 00	0 00	0 00	0 00	0 00	50 000 00

PROGRAM COUNTRY US STATE Grantee Name(s) Person(s) or Institution(s) Purpose	UNEXPENDED BALANCE AS OF 01-Jan 2004	APPROVED IN 2004	NET EXPENDITURES AS OF Dec 2004	LAPSES (Incl cancs & recens) IN 2004	REVERSIONS (Incl cancs & recens) IN 2004	UNEXPENDED BALANCE AS OF Dec 2004
GLOBAL INCLUSION						
MEXICO						
Universidad Iberoamencana Puebla de la Comunidad Universitana del Golfo Centro A C Apdo Postal 1436 Puebla 72430 Me ico						
toward the costs of a research review to describe and analyze the characteristics and impacts of migration between states in Central Me ico and the United States	**7 500 00**	**0 00**	**7 500 00**	**0 00**	**0 00**	**0 00**
NORWAY						
F f l tit te fo Applied l t tio al St dies Borggata 2B P O Box 2947 Tøyen 0608 Oslo Norway						
for use by its New Security P ogramme for the costs of writing publishing and disseminating two articles on the nature and source of threats to human security	**0 00**	**99 970 00**	**0 00**	**0 00**	**0 00**	**99 970 00**
PERU						
Asociación FORO Nacional Internacional Apartado 18 1194 Mi aflores Lima P						
toward the costs of a publication that will contribute to a better understanding of the role that scientific and technological knowledge plays in development	**18 600 00**	**0 00**	**16 787 98**	**1 812 02**	**0 00**	**0 00**
PHILIPPINES						
International South Group Network 25 C Matiyaga Street Central District Quezon City Philippines						
toward the costs of its Southern and Eastern Africa Trade Information and Negotiations Initiative for projects to strengthen the ability of African officials to negotiate on trade and development issues and to develop research a d t a hi g capa ity l t de policy in African institutions	**150 000 00**	**0 00**	**0 00**	**0 00**	**150 000 00**	**0 00**
SOUTH AFRICA						
AfricaBio P O Box 873 Irene South Afnca						
for the final phase of a project to advance an understanding of and dialogue about plant biotechnology through capacity building in southern African countries	**0 00**	**98 200 00**	**98 200 00**	**0 00**	**0 00**	**0 00**

PROGRAM COUNTRY US STATE Grantee Name(s) Person(s) or Institution(s) Purpose	UNEXPENDED BALANCE AS OF 01-Jan 2004	APPROVED IN 2004	NET EXPENDITURES AS OF Dec 2004	LAPSES (Incl cancs & recens) IN 2004	REVERSIONS (I cl cancs & recens) IN 2004	UNEXPENDED BALANCE AS OF Dec 2004
GLOBAL INCLUSION						
SOUTH AFRICA						
Centre for Conflict Resolution UCT Rhodes Gift Post Office 7707 Cape Town South Africa						
toward the costs of a confere ce entitled The United Nations, Africa s Sub regional Organizations and Future Security Threats to be held in Cape Town South Africa May 2004	0 00	70 000 00	70 000 00	0 00	0 00	0 00
U i e sity of P eto ia Lynnwood Road Hillcrest Pretoria 0002 South Africa						
toward the costs of launching the Annual Pan African Trade Negotiations and Moot Court Competition which aims to address the current need for skills in the area of trade negotiations and dispute resolution in Africa	0 00	150 000 00	75 000 00	0 00	0 00	75 000 00
SWITZERLAND						
Association 3D Trade Human Rights Equitable Economy Maison des Associations Rue des Savoises 15 Gene a 1205 Switzerland						
toward the costs of a p oject that will se h ma rights r l s a d mechanisms to e su e access to affo dable medicines l de eloping countries	0 00	75 000 00	75 000 00	0 00	0 00	0 00
Centre Henry Dunant pour le Dialogue Humanitaire 114 Rue de Lausanne CH 1202 Ge eva CH 1202 Switzerland						
toward the costs of a project to research and analyze the potential for unarmed monitoring missions as a tool for international intervention in conflict	0 00	100 000 00	60 000 00	0 00	0 00	40 000 00
International Centre for Trade and Sustainable Development Internation l En i o me t Ho se 13 Chemi des Anemo es 1219 Chatelaine Ge e a Switzerland						
for the costs of a conference on strengthening developing country leadership on intellectual property policy one in a series of Frati Global Dialogues on Intellectual Property to be held at the Bellagio Study and Conference Center December 2004	0 00	80 000 00	80 000 00	0 00	0 00	0 00
toward the costs of a conference o st engthening de eloping country leadership on intellectual property policy one in a series of Frati global dialogues on intellectual property to be held at the Bellagio Study and Conference Center October 2004	0 00	74 000 00	74 000 00	0 00	0 00	0 00

PROGRAM COUNTRY US STATE Grantee Name(s) Person(s) or Institution(s) Purpose	UNEXPENDED BALANCE AS OF 01-Jan 2004	APPROVED IN 2004	NET EXPENDITURES AS OF Dec 2004	LAPSES (incl cancs & recens) IN 2004	REVERSIONS (incl cancs & recens) IN 2004	UNEXPENDED BALANCE AS OF Dec 2004
GLOBAL INCLUSION						
SWITZERLAND						
International Centre for Trade and Sustainable Development						
toward the costs of a program of research analysis and dialogue to promote more effective representation of the concerns of small scale fa mers in de eloping count ies in the next round of World Trade Organi ation negotiations on trade and agriculture	**0 00**	**200 000 00**	**200 000 00**	**0 00**	**0 00**	**0 00**
towa d the costs of adva cing a de elopment perspecti e in intellect al property policy discussions th ough research dialogue and outreach activities	**302 500 00**	**0 00**	**302 500 00**	**0 00**	**0 00**	**0 00**
South Cent e P O Box 228 Geneva 1211 19 Switze land						
for a joint project with the Center for International Environmental Law to enhance developing country participation in World Trade Organi ation negotiations on intellectual property	**0 00**	**0 00**	**120 868 51**	**120 868 51**	**0 00**	**0 00**
for use by its Trade and De elopment Program for the costs of a project to assist developing countries to participate more effecti ely in World Trade Organi ation negotiations and disputes on agricultural trade	**0 00**	**200 000 00**	**0 00**	**0 00**	**0 00**	**200 000 00**
toward the costs of a project designed to increase the capacity of developing countries to think strategically about intellectual property policy and development and to provide guidance for the operationalization of a development friendly intellectual property system	**500 000 00**	**0 00**	**250 000 00**	**0 00**	**0 00**	**250 000 00**
toward the costs of its joint p oject with the Cente fo Inte national E ironmental Law to assist de elopi g countries to bring their co cer s to a d participate in inter atio al policy discussio s on intellectual property	**379 200 00**	**0 00**	**189 600 00**	**0 00**	**0 00**	**189 600 00**
WSP International International Environment House 11 13 Chemin des Anemones CH 1219 Chatelaine Ge eva Switze land						
toward the costs of its Peacebuilding Forum created to build more effective partnerships between internal and external actors in post conflict countries	**0 00**	**100 000 00**	**100 000 00**	**0 00**	**0 00**	**0 00**
TANZANIA						
Tropical Pesticides Research Institute PO Box 3024 Arusha Tanzania						
toward the costs of enhancing Tanzania s capacity to implement biosafety regulations and to assess and manage potential risks associated with genetically modified staple crops through the training of one of its scientists at Agriculture and Biotechnology Strategies (Canada) Inc	**0 00**	**17 217 00**	**17 217 00**	**0 00**	**0 00**	**0 00**

PROGRAM COUNTRY US STATE Grantee Name(s) Person(s) or Institution(s) Purpose	UNEXPENDED BALANCE AS OF 01-Jan 2004	APPROVED IN 2004	NET EXPENDITURES AS OF Dec 2004	LAPSES (incl cancs & recens) IN 2004	REVERSIONS (incl cancs & rece s) IN 2004	UNEXPENDED BALANCE AS OF Dec 2004
GLOBAL INCLUSION						
TRINIDAD & TOBAGO						
The Cropper Foundation c/o Fernandes Industrial Centre Building No 7 Laventille Laventille T inidad & Tobago						
toward the costs of an international conference to investigate public policies in environment to promote greater equity	0 00	0 00	-416 00	416 00	0 00	0 00
UGANDA						
Advocates Coalition for Development and Environment Plot 96 Kanjokya Street P O Box 29836 Kampala Uga da						
toward the costs of a project to increase understanding and promote dialogues among scientists policymakers and civil society on appropriate biotechnology and biosafety policies for eastern and Central Africa	138 000 00	0 00	138 000 00	0 00	0 00	0 00
ZIMBABWE						
The Southern and Eastern African Trade Information and Negotiations Institute Trust *20 Victoria Dri e* Newlands Harare Zimbabwe						
for general support of its mission to strengthen the ability of African officials to egotiate on trade and development issues and to de elop research and teaching capacity in trade policy in African institutions	0 00	150 000 00	150 000 00	0 00	0 00	0 00
UNITED STATES						
CALIFORNIA						
Consultative Group on Biological Diversity Presidio Building 1016 P O Box 29361 San Francisco Califo nia 94129						
toward general support of its mission to conserve and restore biological diversity in order to safeguard the well being of people and the health of the global environment	0 00	30 000 00	15 000 00	0 00	0 00	15 000 00
El Rescate 1313 W 8th Street Suite 200 Los Angeles California 90017						
to co d ct case study evaluations of th ee Home Town Association fina ced local de elopment projects in El Salvador	51 000 00	0 00	51 000 00	0 00	0 00	0 00

PROGRAM COUNTRY US STATE Grantee Name(s) Person(s) or Institution(s) Purpose	UNEXPENDED BALANCE AS OF 01-Jan 2004	APPROVED IN 2004	NET EXPENDITURES AS OF Dec 2004	LAPSES (incl cancs & recens) IN 2004	REVERSIONS (incl cancs & ece s) IN 2004	UNEXPENDED BALANCE AS OF Dec 2004
GLOBAL INCLUSION						
UNITED STATES						
CALIFORNIA						
El Rescate						
toward the costs of a project unde its commu ity remitta ces and local de elopme t program to carry out research on a d build the capacity of home town associations of Sal adoran immigrants in California	**47 500 00**	**0 00**	**47 500 00**	**0 00**	**0 00**	**0 00**
Northern California Grantmakers 625 Market Street 15th Floor San Francisco California 94105						
for se by its project Grantmakers Concerned with Immigrants and Refugees which seeks to advance a national etwo k of fo datio s d dic t d to add ssi g the eds of Immig a t d ef gee pop latio	**0 00**	**10 000 00**	**10 000 00**	**0 00**	**0 00**	**0 00**
Radio Bilingue Inc 531 Main Street Suite 2 El C tro C lifo ia 92243						
toward the costs of expanding its broadcasting to the Mixteca region in Mexico and from the state of Oaxaca to the U S in order to provide quality programming in areas such as migrants health needs	**60 000 00**	**0 00**	**60 000 00**	**0 00**	**0 00**	**0 00**
Tides Foundation The Presidio P O Box 29903 San Francisco California 94129 0903						
for use by its project, the Los Angeles Immigrant Funders Collaborative for the costs of a project to develop a ew model for the joi t l estme t l Mexico of collecti e remitta ces from Mexican hometown associatio s in the U it d St tes	**68 555 00**	**0 00**	**0 00**	**0 00**	**0 00**	**68 555 00**
World Affairs Council of Northern California 312 Sutter Street Suite 200 San Francisco Califo nia 94108 4384						
for use by its Global Philanthropy Forum toward the costs of two conferences: its fourth annual Conference on Borderless Giving and a conference to help Forum participants learn about the policy contexts in which they advance their philanthropic goals	**0 00**	**91 000 00**	**75 000 00**	**0 00**	**0 00**	**16 000 00**
World Vision International 800 West Chestnut Avenue Monro ia California 91016 3198						
for a workshop on genetically modified organisms that is designed to inform non go ernmental organi ations working in Africa held in Nairobi January 2002	**0 00**	**0 00**	**24 051 16**	**24 051 16**	**0 00**	**0 00**

PROGRAM COUNTRY US STATE Grantee Name(s) Person(s) or Institution(s) Purpose	UNEXPENDED BALANCE AS OF 01-Jan 2004	APPROVED IN 2004	NET EXPENDITURES AS OF Dec 2004	LAPSES (Incl cancs & recens) IN 2004	REVERSIONS (Incl cancs & recens) IN 2004	UNEXPENDED BALANCE AS OF Dec 2004
GLOBAL INCLUSION						
UNITED STATES						
COLORADO						
Meridian Institute P O Box 1829 105 Village Place Dillon Colorado 80435						
for the costs of a project to aise aware ess of the potential benefits and risks of nanotechnology fo the poor in de eloping countries	**0 00**	**499 751 00**	**499 751 00**	**0 00**	**0 00**	**0 00**
fo the costs of its Agric ltu al Biotechnology I tra et site and its Food Security Biotechnology News electro ic maili g list which provide le t to with tim ly, high q ality balanced information on critical developments in the agricultural biotechnology intellectual property rights and food security arenas	**0 00**	**250 000 00**	**125 000 00**	**0 00**	**0 00**	**125 000 00**
CONNECTICUT						
Amencan Friends of the Royal Institution Inc 94 Campbell Dn e Stamford Connecticut 06903						
toward the costs of travel for its members from developing countries to attend its Royal Institution World Science Assembly Organi ing Committee meeting held March 26 28 2004 which brought together leaders of the scientific and policy communities from 15 countries to discuss ways to bridge the gap between these two groups and the resulting failures and lost opportunities at the intersection of science technology and policy	**0 00**	**16 319 00**	**16 319 00**	**0 00**	**0 00**	**0 00**
WASHINGTON DC						
Amencan Association for the Advancement of Science 1200 New York Avenue NW Washington DC 20005						
toward the costs of a project on intellectual property policy that seeks to expand the public domain of information emphasize fairness in access to the benefits of science and encourage participation in policy deliberations	**100 000 00**	**0 00**	**100 000 00**	**0 00**	**0 00**	**0 00**
Bread for the World Institute Inc 50 F Street NW Suite 500 Washington DC 20001						
in ge eral s pport of its missio to seek j stice for h ngry people by engagi g in research and educatio on policies related to hunger and development	**0 00**	**200 000 00**	**200 000 00**	**0 00**	**0 00**	**0 00**
Carnegie Endowment for International Peace 1779 Massachusetts Ave NW Washington DC 20036						
for use by its Trade, Equity and Development Project toward the costs of an initiative that will examine trade negotiations and other global and domestic policies to identify how they can create employment opportunities and income for the poor	**0 00**	**300 000 00**	**150 000 00**	**0 00**	**0 00**	**150 000 00**

PROGRAM COUNTRY US STATE Grantee Name(s) Person(s) or Institution(s) Purpose	UNEXPENDED BALANCE AS OF 01-Jan 2004	APPROVED IN 2004	NET EXPENDITURES AS OF Dec 2004	LAPSES (incl cancs & recens) IN 2004	REVERSIONS (incl cancs & recens) IN 2004	UNEXPENDED BALANCE AS OF Dec 2004
GLOBAL INCLUSION						
UNITED STATES						
WASHINGTON DC						
Center for Global Development 1776 Massachusetts Ave NW Suite 301 Washington DC 20036						
toward the costs of researching and publishing second and third editions of the Commitment to Development Index a tool for rating the impact of economic and social policies of rich countries governments on the development of poor countries	**400 000 00**	**0 00**	**200 000 00**	**0 00**	**0 00**	**200 000 00**
toward the costs of the development and testing of a global de elopment inde a tool for rating the impact of economic and social policies from governments of rich countries on the development of poor countries	**100 000 00**	**0 00**	**100 000 00**	**0 00**	**0 00**	**0 00**
Center for International En ironmental Law Inc 1367 Connecticut Avenue N W Suite 300 Washington DC 20036 1860						
toward the costs of IP Watch a project to monitor investigate and report on the interactions between private business interests government, and intergovernmental organizations and their effects on the formation of international public policy on intellectual property	**0 00**	**150 000 00**	**75 000 00**	**0 00**	**0 00**	**75 000 00**
toward the costs of its joint project with the South Centre to assist de eloping countries to bring their concerns to a d participate i i te natio al policy disc ssions on intellect al property	**300 000 00**	**0 00**	**150 000 00**	**0 00**	**0 00**	**150 000 00**
Center for Science in the Public Interest 1875 Connecticut A e N W Suite 300 Washington DC 20009 5728						
toward the costs of a project to inform the internatio al debate a ound scientific and regulatory issues related to biotechnology and to put forward a middle ground on biotechnology in that debate	**0 00**	**250 000 00**	**125 000 00**	**0 00**	**0 00**	**125 000 00**
Essential Information Inc P O Box 19405 Washington DC 20036						
fo se by its Co s me Project o T ch ology in support of its work o p omoti g l tellectual policy reform in the areas of culture creativity and knowledge goods and inno ation and access to medical inventions	**0 00**	**450 000 00**	**225 000 00**	**0 00**	**0 00**	**225 000 00**
Georgetown Uni ersity 37th and 0 Sts NW Washington DC 20057						
toward the costs of a p oject to d lop a framewo k fo p blic/p i ate part e ships to b i g sustai able agricultural technology to the de elopi g world	**175 000 00**	**0 00**	**127 000 00**	**0 00**	**0 00**	**48 000 00**

PROGRAM COUNTRY US STATE Grantee Name(s) Person(s) or Institution(s) Purpose	UNEXPENDED BALANCE AS OF 01-Jan 2004	APPROVED IN 2004	NET EXPENDITURES AS OF Dec 2004	LAPSES (incl cancs & recens) IN 2004	REVERSIONS (incl cancs & recens) IN 2004	UNEXPENDED BALANCE AS OF Dec 2004
GLOBAL INCLUSION						
UNITED STATES						
WASHINGTON DC						
German Marshall Fund of the United States A Memorial to the Marshall Plan 1744 R Street NW Washington DC 20009						
to promote understanding partnerships and policies between the European Union and the United States on food trade and development particularly as they relate to Africa	**450 000 00**	**0 00**	**225 000 00**	**0 00**	**0 00**	**225 000 00**
Institute for Policy Studies 733 15th Street NW S ite 1020 Washington DC 20005 2112						
for the costs of publicizing and disseminating the findings of a report on the lessons of the European Union economic integration process for the North American transnational community	**0 00**	**25 016 00**	**25 016 00**	**0 00**	**0 00**	**0 00**
Interaction American Council for Voluntary International Action 1717 Massachusetts Ave N W Suite 701 Washingto DC 20036						
toward the costs of researching and monitoring the e olution of key regional integration policy systems and the role of the Inter American Development Bank in regional policy design with the aim of understanding the implications for social development po erty inequality and mig ation	**75 000 00**	**0 00**	**75 000 00**	**0 00**	**0 00**	**0 00**
International Food and Agricultural Trade Policy Council Inc 1616 P Street NW Suite 100 Washington DC 20036						
for the costs of the planning phase to bring its Capacity Building Program to Southeast Asia to help government officials farmers and other agricultural stakeholders in developing countries understand and benefit from agricultural trade agreements	**0 00**	**25 000 00**	**25 000 00**	**0 00**	**0 00**	**0 00**
International Food Policy Research Institute 2033 K Street N W Suite 400 Washingto DC 20006 1002						
toward the costs of a joint initiati e with the Food Agriculture and Natural Resources Policy Analysis Network aimed at raising awareness, promoting dialogue and developing consensus among African policymakers and scientists about improving the institutions and policies needed to govern biotechnology in agriculture in southern Africa	**0 00**	**200 000 00**	**135 000 00**	**0 00**	**0 00**	**65 000 00**

PROGRAM COUNTRY US STATE Grantee Name(s) Person(s) or Institution(s) Purpose	UNEXPENDED BALANCE AS OF 01-Jan 2004	APPROVED IN 2004	NET EXPENDITURES AS OF Dec 2004	LAPSES (incl cancs & recens) IN 2004	REVERSIONS (i cl cancs & recens) IN 2004	UNEXPENDED BALANCE AS OF Dec 2004
GLOBAL INCLUSION						
UNITED STATES						
WASHINGTON DC						
The Aspen Institute Inc One Dupont Circle NW S ite 700 Washi gto DC 20036 1133						
for use by its Ethical Globalization Initiative in collaboration with the International Council on Human Rights Policy and Columbia Uni ersity toward the costs of a project which seeks to inspire a broader and mo e informed policy debate on global mig ation	**0 00**	**100 000 00**	**100 000 00**	**0 00**	**0 00**	**0 00**
toward the costs of its project the Ethical Globalization Initiative aimed at integrating human rights norms and standards into ongoing efforts to spread the benefits of a global economy throughout the world	**20 000 00**	**0 00**	**20 000 00**	**0 00**	**0 00**	**0 00**
ILLINOIS						
Heartland Alliance for Human Needs and Human Rights 208 South LaSalle Street Suite 1818 Chicago Illinois 60604						
for use by its project, Enlaces America, toward the costs of the project Hometown Associations as Grassroots Philanthropists a d Social In estors Building Knowledge and Building Capacity for Building Capital	**170 000 00**	**0 00**	**170 000 00**	**0 00**	**0 00**	**0 00**
MARYLAND						
U i ity f Maryla d CISSM School of Public Affairs College Park Maryland 20742 1811						
towa d the costs of establishing the Democracy Collaborati e an international initiati e aimed at creating global democratic renewal in the new century	**100 000 00**	**0 00**	**100 000 00**	**0 00**	**0 00**	**0 00**
MASSACHUSETTS						
Boston University 121 Bay State Road Boston Massachusetts 02215						
for use by its African Presidential Archives and Research Center toward the costs of the African Presidential Roundtable a annual summit of former Af ica heads of state to be held in Boston Massachusetts and London England April 2004	**0 00**	**100 000 00**	**100 000 00**	**0 00**	**0 00**	**0 00**
Harvard U i ersity Massachusetts Hall Cambridge Massachusetts 02138						
for two initiatives to examine the role of religion in international affairs: (1) an analysis of ethno religious conflict in Sudan and (2) the identification and dissemination of the perspectives of major world religions on moral challenges posed by globalization	**42 911 56**	**0 00**	**0 00**	**42 911 56**	**0 00**	**0 00**

PROGRAM COUNTRY US STATE Grantee Name(s) Person(s) or Institution(s) Purpose	UNEXPENDED BALANCE AS OF 01-Jan 2004	APPROVED IN 2004	NET EXPENDITURES AS OF Dec 2004	LAPSES (Incl cancs & recens) IN 2004	REVERSIONS (incl cancs & ecens) IN 2004	UNEXPENDED BALANCE AS OF Dec 2004
GLOBAL INCLUSION						
UNITED STATES						
MASSACHUSETTS						
Harvard University						
for use by its Hauser Center for Nonprofit Organi ations toward the costs of a workshop that will inform a book about transnational processes, forms and practices and their relationship to globalization to be held in Cambridge Massachusetts fall 2004	**38 104 00**	**0 00**	**0 00**	**0 00**	**0 00**	**38 104 00**
for use by its Kennedy School of Government toward the costs of a research project to analyze agricultural biotechnology and its potential to benefit poor farmers	**0 00**	**99 705 00**	**99 705 00**	**0 00**	**0 00**	**0 00**
toward the costs of research and training for high level decision makers from developing countries to st engthen the capacity of those countries to integrate science and technology into national development policy	**225 000 00**	**0 00**	**225 000 00**	**0 00**	**0 00**	**0 00**
Oxfam America Inc 26 West Street Boston Massachusetts 02111						
for the costs of research (1) to assess the benefits costs and potential risks of developing country small scale farmers use of tra sgenic cotton and (2) to examine the process of and produce a set of guidelines for developing appropriate biosafety regulations	**0 00**	**265 650 00**	**0 00**	**0 00**	**0 00**	**265 650 00**
Trustees of Tufts College Medfo d Massach setts 02155						
for use by its Global De elopment and Environment Institute toward the costs of assessing agricultural and investment policy options available to Mexico at the national le el and bi laterally with the United States	**0 00**	**98 806 00**	**0 00**	**0 00**	**0 00**	**98 806 00**
MICHIGAN						
Michigan State University 450 Administration Building East Lansing Michigan 48824 1046						
for use by its Partnership to Cut Hunger and Poverty in Africa in collaboration with Resources for the Future for the costs of a project to produce and disseminate a report analyzing U S agricultural development assistance to Africa	**0 00**	**200 000 00**	**200 000 00**	**0 00**	**0 00**	**0 00**
MINNESOTA						
Institute for Agriculture and Trade Policy 2105 First Avenue South Minneapolis Minnesota 55404 2505						
toward the costs of a study on the effects of U S food aid on food security and agricultural trade development in sub Saharan Africa	**0 00**	**76 475 00**	**76 475 00**	**0 00**	**0 00**	**0 00**

PROGRAM COUNTRY US STATE Grantee Name(s) Person(s) or Institution(s) Purpose	UNEXPENDED BALANCE AS OF 01-Jan 2004	APPROVED IN 2004	NET EXPENDITURES AS OF Dec 2004	LAPSES (incl cancs & recens) IN 2004	REVERSIONS (incl cancs & recens) IN 2004	UNEXPENDED BALANCE AS OF Dec 2004
GLOBAL INCLUSION						
UNITED STATES						
NEW YORK						
Acumen Fund Inc 74 Trinity Place 9th Floor New York New York 10006						
for general support of its mission to link new philanthropists to in estment strategies that seek solutions to global problems that will ultimately help to impro e the lives and li elihoods of poor and excluded people	1 400 000 00	0 00	1 400 000 00	0 00	0 00	0 00
Columbia Uni ersity 202 Low Memo ial Lib ry New York New York 10027						
for use by its Cente for Scie ce Policy and O tcomes fo th ee esea ch p ojects d oted to e hanci g the capacity of public policy to link scientific research to beneficial societal outcomes	0 00	0 00	23 176 43	23 176 43	0 00	0 00
toward the costs of its Earth Institute s project Managing Climate Variability to Improve Livelihoods in South and South East Asia: Methods Tools and Policies	175 000 00	0 00	0 00	0 00	0 00	175 000 00
toward the costs of The Sec ity Co cil Report desig ed to pro ide information on the current and prospecti e work of the United Nations Security Council	0 00	1 000 000 00	340 000 00	0 00	0 00	660 000 00
Consumers Union of United States Inc 101 Truman A enue Yonkers New York 10703 1057						
toward the costs of a project to increase the engagement of E U and U S consumer interests in fostering a fairer system of managing intellectual property in international and bi lateral trade agreements and regimes in order to improve access to lifesa ing medicines in de eloping countries	65 000 00	0 00	65 000 00	0 00	0 00	0 00
Global Policy Forum Inc 777 UN Pla a Suite 7G New York New York 10017						
for core support of its mission to monitor policymaking at the United Nations promote accountability of global decisions, educate and mobili e fo global citi en participation and ad ocate on vital issues of international peace and justice	0 00	50 000 00	50 000 00	0 00	0 00	0 00
Jennifer Washburn 529 Fifth Street Apt 4L Brooklyn New York 11215						
to complete a book on the privatization of the university and its impact on academic freedom and scientific inquiry	8 000 00	0 00	8 000 00	0 00	0 00	0 00

PROGRAM COUNTRY US STATE Grantee Name(s) Person(s) or Institution(s) Purpose	UNEXPENDED BALANCE AS OF 01-Jan 2004	APPROVED IN 2004	NET EXPENDITURES AS OF Dec 2004	LAPSES (incl cancs & recens) IN 2004	REVERSIONS (incl cancs & recens) IN 2004	UNEXPENDED BALANCE AS OF Dec 2004
GLOBAL INCLUSION						
UNITED STATES						
NEW YORK						
New York University 70 Washington Square South 12th Floo New Yo k New Yo k 10012						
for use by its Center on International Cooperation toward the costs of a project to explore the capacity of multilateral security institutions and arrangements to respond to new challenges arising both from changing threats and changing U S policy	**75 000 00**	**0 00**	**75 000 00**	**0 00**	**0 00**	**0 00**
P blic Patent Foundation Inc 1375 Broadway Suite 600 New York New York 10018						
toward the costs of a project that will challenge certain patents issued on essential medical and agricultural technologies in order to promote greater access to the technologies	**0 00**	**100 000 00**	**75 000 00**	**0 00**	**0 00**	**25 000 00**
Rabble Rouser Media 611 Broadway Suite 616 New Yo k New York 10012						
for a series of film screenings at community forums in which its documentary on collective remittances will be used to build bridges between hometown associations and other established community organizations in the United States	**55 750 00**	**0 00**	**55 750 00**	**0 00**	**0 00**	**0 00**
Rockefeller Family Fund Inc 437 Madiso Ave ue 37th Floor New Yo k New Yo k 10022 7001						
for use by its En ironmental Grantmakers Association toward the costs of the Funders Network on Trade and Globalization, an initiati e designed to suppport foundations and other funders in their efforts to promote global relations policies and institutions that foster sustainable development around the world	**0 00**	**100 000 00**	**50 000 00**	**0 00**	**0 00**	**50 000 00**
Social Science Research Council 810 Seventh Avenue New York New York 10019						
toward the cost of its Conflict Pre ention and Peace Forum which convenes discussions between UN officials esponsible for conflict p evention and response and scholars and practitioners especially from countries affected by armed conflict	**150 000 00**	**0 00**	**150 000 00**	**0 00**	**0 00**	**0 00**
United Nations De elopment Programme One United Nations Plaza New York New York 10017						
toward the costs of the publication and dissemination of a UNDP report on trade and human development	**100 000 00**	**0 00**	**100 000 00**	**0 00**	**0 00**	**0 00**

PROGRAM COUNTRY US STATE Grantee Name(s) Person(s) or Institution(s) Purpose	UNEXPENDED BALANCE AS OF 01-Jan 2004	APPROVED IN 2004	NET EXPENDITURES AS OF Dec 2004	LAPSES (i cl cancs & recens) IN 2004	REVERSIONS (i cl ca cs & recens) IN 2004	UNEXPENDED BALANCE AS OF Dec 2004
GLOBAL INCLUSION						
GENERAL FOUNDATION ADMINISTERED PROJECTS						
for a consultancy to assist in the evaluation of Global Inclusion s Global Dialogues on Plant Biotechnology	0 00	60 000 00	5 610 64	0 00	0 00	54 389 36
for a series of consultancies and/or service arrangements to assist in the integration of program learning and evaluation mechanisms into the work of Global Inclusion and its shared programs	52 039 29	0 00	31 682 75	0 00	0 00	20 356 54
for a series of meetings and consulta cies leading to a Bellagio co fe ence to de elop international mechanisms to st ngthe mi o ity rights glob lly with a foc s on the U ited Natio sy t m	12 416 37	0 00	4 782 42	0 00	0 00	7 633 95
for a series of meetings and consultancies to ad ise Global Inclusion s Initiative in Peace and Security on ways to assist the United Nations system and regional organi ations in becoming more informed about reducing conflict	72 321 25	0 00	34 412 16	0 00	0 00	37 909 09
for a se ies of meetings service arrangements and consultancies to inform an ongoing e ploration on promoting equitable economic l tegration	25 535 11	0 00	23 500 00	2 035 11	0 00	0 00
for a series of meetings, service arrangements and/or consultancies that will inform an o going exploration on intellectual property rights	32 200 00	0 00	0 00	0 00	0 00	32 200 00
for a series of meetings, service arrangements and/or consulta les that will i fo m n o going expl ation o intellectual property rights	4 674 75	0 00	4 674 75	0 00	0 00	0 00
for a series of meetings, service arrangements and/or consultancies to inform the Foundation s ongoing work on intellectual property policy	138 493 56	0 00	82 329 74	0 00	0 00	56 163 82
for a series of meetings service arrangements and/or consultancies to support establishing a global trends monitoring and analysis g oup	388 140 72	0 00	102 977 56	0 00	0 00	285 163 16
for commissio ed research mapping docume ts and logistical support to inform the Fou dation s work on intellectual property rights	4 893 83	0 00	4 797 06	0 00	0 00	96 77
for costs associated with the al mni association of The Philanthropy Workshop	0 00	150 000 00	0 00	0 00	0 00	150 000 00
for costs associated with The Philanthropy Workshop/West a collaborative program of the Hewlett TOSA and Rockefeller foundations	32 515 00	0 00	22 354 34	0 00	0 00	10 160 66
for costs associated with The Philanthropy Workshop/West a collaborative program of the Hewlett TOSA and Rockefeller foundations	175 000 00	0 00	139 001 05	0 00	0 00	35 998 95

PROGRAM COUNTRY US STATE Grantee Name(s) Person(s) or Institution(s) Purpose	UNEXPENDED BALANCE AS OF 01 Jan 2004	APPROVED IN 2004	NET EXPENDITURES AS OF Dec 2004	LAPSES (incl cancs & recens) IN 2004	REVERSIONS (incl cancs & recens) IN 2004	UNEXPENDED BALANCE AS OF Dec 2004
GLOBAL INCLUSION						
GENERAL FOUNDATION ADMINISTERED PROJECTS						
fo costs as ociated with The Philanthropy Wo kshop	167 638 33	0 00	66 395 26	0 00	0 00	101 243 07
for program development activities for a strategy on knowledge and innovation for de elopment	155 949 73	0 00	33 220 71	0 00	0 00	122 729 02
for the costs of consultants for the Global Dialogues on Pla t Biotechnology	28 923 55	0 00	21 761 60	0 00	0 00	7 161 95
for the costs of consultants for the Global Dialogues on Plant Biotechnology	17 337 50	0 00	0 00	0 00	0 00	17 337 50
for the costs of strategic advice from cons ltants a d of an intranet service in support of the Global Plant Biotechnology Dialogues	357 426 22	0 00	357 426 22	0 00	0 00	0 00
to examine whether globalization makes non state armed groups vulnerable to international pressure to improve respect for human rights	6 108 09	0 00	717 58	0 00	0 00	5 390 51
to explore the potential of a program on the governance of science for the public good	20 810 55	0 00	10 000 00	0 00	0 00	10 810 55
to support a conference series entitled Muslim Worlds and Global Futures to be held at the Bellagio Study and Conference Center	0 00	700 000 00	255 000 00	0 00	0 00	445 000 00
toward the costs of a conference on the Foundation s Global Biotechnology Dialogues program and the future of agricultural biotechnology and for the development and production of a related CD ROM	129 812 28	0 00	50 000 00	0 00	0 00	79 812 28
toward the costs of an explo ation on trade liberali ation and its impacts on poor farmers	74 964 11	0 00	1 471 99	0 00	0 00	76 436 10
TOTAL: 125 GLOBAL INCLUSION	9 108 717 80	10 029 636 00	12 353 464 73	363 270 79	150 000 00	6 271 618 28

PROGRAM COUNTRY US STATE Grantee Name(s) Person(s) or Institution(s) Purpose	UNEXPENDED BALANCE AS OF 01-Jan 2004	APPROVED IN 2004	NET EXPENDITURES AS OF Dec 2004	LAPSES (Incl cancs & recens) IN 2004	REVERSIONS (I cl cancs & rece s) IN 2004	UNEXPENDED BALANCE AS OF Dec 2004
GLOBAL PROGRAMS						
GENERAL FOUNDATION ADMINISTERED PROJECTS						
to explore new approaches to resolving the conflict in Kashmir	35 000 00	0 00	0 00	35 000 00	0 00	0 00
TOTAL: 1 GLOBAL PROGRAMS	35 000 00	0 00	0 00	35 000 00	0 00	0 00

PROGRAM COUNTRY US STATE Grantee Name(s) Pe so (s) o I stitutio (s) Purpose	UNEXPENDED BALANCE AS OF 01-Jan 2004	APPROVED IN 2004	NET EXPENDITURES AS OF Dec 2004	LAPSES (Incl cancs & recens) IN 2004	REVERSIONS (Incl cancs & recens) IN 2004	UNEXPENDED BALANCE AS OF Dec 2004
HEALTH EQUITY						
AFGHANISTAN						
IbnSina Daramsal Substreet Opposite of Ghazi Ayob Khan School Karti Parwan Khair Khana Main Road Kabul Afghanistan						
toward the costs of a training program in public health to increase the number of female health care workers in Afghanistan especially in rural communities	**85 000 00**	**0 00**	**38 515 00**	**0 00**	**0 00**	**46 485 00**
BANGLADESH						
Bangladesh Rural Advancement Committee BRAC Centre 75 Mohakhali Dhak 1212 B glad h						
toward the costs of a meeting on human resources for health held in June 2003	**0 00**	**0 00**	**39 665 38**	**39 665 38**	**0 00**	**0 00**
BRAC U I e sity 66 Mohakhali Dhaka 1212 Bangladesh						
for strategic planning activities in connection with the establishment of its James P Grant School of Public Health	**125 000 00**	**0 00**	**125 000 00**	**0 00**	**0 00**	**0 00**
BURKINA FASO						
Burkina Faso Association for Family Well Being 01 B P 535 Ouagadougou Burkina Faso						
to complete a project designed to improve the reproductive health of young people in the Ouahigouya zone of Burkina Faso that includes partnerships with e isting health clinics and innovative communication strategies	**51 983 00**	**0 00**	**25 000 00**	**0 00**	**0 00**	**26 983 00**
CAMBODIA						
Khemara Ottara Vatei Pagoda National Road # 5 Russey Keo District Mittapheap Village PO Box No 1250 Phnom Penh Cambodia						
for the development of a model that integrates gender concerns into the provision of sexual health education and services among marginal communities in Phnom Penh Cambodia	**0 00**	**0 00**	**621 42**	**621 42**	**0 00**	**0 00**

PROGRAM COUNTRY US STATE Grantee Name(s) Person(s) or Institution(s) Purpose	UNEXPENDED BALANCE AS OF 01-Jan 2004	APPROVED IN 2004	NET EXPENDITURES AS OF Dec 2004	LAPSES (Incl cancs & recens) IN 2004	REVERSIONS (Incl cancs & recens) IN 2004	UNEXPENDED BALANCE AS OF Dec 2004
HEALTH EQUITY						
CAMBODIA						
Ministry of Health Cambodia No 151 153 Kampuchea Krom Bl d Phnom Penh Cambodia						
for use by its Municipal Health Department for a model health service delivery program for the urban poor in Phnom Penh	18 740 00	0 00	18 740 00	0 00	0 00	0 00
for use by the Municipal Health Department of Phnom Penh to improve reproductive health services and address gender based violence in four slum areas as part of its Health Services for the Urban Poor program	35 775 00	0 00	35 775 00	0 00	0 00	0 00
Women s Media Centre of Cambodia #30 Street 488 Sangkat Phsar Demthkov Khan Chamcar Morn Phnom Penh Cambodia						
fo se by its Medi Campaig Departme t fo a p blic educatio effort o the ha m associated with tobacco use particularly among Khmer wome children and families	57 230 00	0 00	57 230 00	0 00	0 00	0 00
CANADA						
PATH Canada 1 Nicholas St eet S ite 1105 Ottawa K1N 7B7 Canada						
***toward the costs of strengthening and expanding* tobacco control in Vietnam through integration of tobacco control into e isting programs and e pansion of the n mber of key agencies in ol ed in tobacco co trol**	102 883 00	0 00	25 472 00	0 00	0 00	77 411 00
University of Manitoba Manitoba Winnipeg Canada						
toward the costs of a photo exhibit portraying the daily li es of sex workers in Kenya as a means for the African and Asian communities at the XV International AIDS Conference to be held in Bangkok July 2004 to learn and communicate about the impact of HIV/AIDS on those most vulnerable to the virus	0 00	41 250 00	41 250 00	0 00	0 00	0 00
University of Toronto 215 Huron Street Toronto M5S 1A1 Ca ada						
for use by its Joint Centre for Bioethics toward the costs of disseminating through a s ppleme t to Natu e magazine case studies of inno ative health biotechnology systems in se en de eloping countries	0 00	27 500 00	27 500 00	0 00	0 00	0 00

PROGRAM COUNTRY US STATE Grantee Name(s) Person(s) or Institution(s) Purpose	UNEXPENDED BALANCE AS OF 01-Jan 2004	APPROVED IN 2004	NET EXPENDITURES AS OF Dec 2004	LAPSES (Incl cancs & recens) IN 2004	REVERSIONS (Incl cancs & recens) IN 2004	UNEXPENDED BALANCE AS OF Dec 2004
HEALTH EQUITY						
CHILE						
Universidad del Desarrollo Avenida las Condes 13800 Lo Barnechea Santiago Chile						
for use by its Institute of Epidemiology and Public Health Policies in final support for developing strategies for measuring monitoring and strengthening the health care system in Chile as part of the Equity Gauge Initiative	**96 000 00**	**0 00**	**96 000 00**	**0 00**	**0 00**	**0 00**
CHINA						
Kunmi g Medical College 191 Western Renmin Road Kunmi g 650031 China						
for use by its Institute for Health Sciences to develop and conduct a training course on gender and sexual health for health professio als from Lao PDR Myanmar and Vietnam	**127 744 00**	**0 00**	**127 744 00**	**0 00**	**0 00**	**0 00**
Ministry of Health P R China 1 Nanlu Xi himenwai Beijing 100044 China						
for use by its Foreign Loan Office toward the costs of a study on the incorporation of reproductive health and gender concerns into health sector reform in Defang County Guizhou Province China	**25 000 00**	**0 00**	**25 000 00**	**0 00**	**0 00**	**0 00**
ENGLAND						
Imperial College of Science Technology and Medicine Uni ersity of London Exhibition Road London SW7 2AZ England						
toward the costs of an international conference on microbicides held in London March 2004 as part of a global effort to find female controlled methods for HIV prevention	**0 00**	**50 000 00**	**50 000 00**	**0 00**	**0 00**	**0 00**
London School of Hygiene and Tropical Medicine Uni ersity of London Keppel Street London WC1E 7HT England						
for the publication of the autobiog aphy of George Giglioli a physician who made an outstanding contribution to the field of malaria eradication	**0 00**	**9 000 00**	**9 000 00**	**0 00**	**0 00**	**0 00**
for use by its Centre on Globalisation Environmental Change and Health for a collaborative research program on the political economy of the tobacco industry in Southeast Asia	**20 000 00**	**0 00**	**20 000 00**	**0 00**	**0 00**	**0 00**
toward the costs of a meeting on improving the equitable design and implementation of malaria control interventions	**0 00**	**0 00**	**2 975 35**	**2 975 35**	**0 00**	**0 00**

PROGRAM COUNTRY US STATE Grantee Name(s) Person(s) or Institution(s) Purpose	UNEXPENDED BALANCE AS OF 01-Jan 2004	APPROVED IN 2004	NET EXPENDITURES AS OF Dec 2004	LAPSES (Incl cancs & recens) IN 2004	REVERSIONS (Incl cancs & recens) IN 2004	UNEXPENDED BALANCE AS OF Dec 2004
HEALTH EQUITY						
ENGLAND						
Medical Research Council United Kingdom 20 Park Crescent London W1B 1AL Engla d						
for a study In collaboration with the Liverpool School of Tropical Medicine and The AIDS Support Organization (TASO) in Uganda on the efficacy of fluconazole as a treatment of In asi e cryptococcal disease in HIV Infected p ople l Uga da	**0 00**	**100 000 00**	**100 000 00**	**0 00**	**0 00**	**0 00**
for use by its Clinical Trials Unit to continue its coordination of a multicenter clinical trial to assess the safety and effecti e ess of two st ategies fo the se of a ti ret o i al dr gs against HIV/AIDS in sub Saharan Africa	**127 405 00**	**0 00**	**127 405 00**	**0 00**	**0 00**	**0 00**
for use by its Clinical Trials U it to continue its coordi ation of a m lticenter clinical trial to assess the safety and effecti eness of two strategies for the use of anti retroviral drugs against HIV/AIDS in sub Saharan Africa	**0 00**	**712 370 00**	**299 957 00**	**0 00**	**0 00**	**412 413 00**
for use by its Clinical Trials Unit toward the cost of the International Working Group on Microbicides	**0 00**	**0 00**	**1 631 01**	**1 631 01**	**0 00**	**0 00**
Rep od cti e Health Matters 444 Highgate Studios 53/79 Highgate Road London NW5 1TL England						
toward the costs of printing its journal and distributing it free of charge to institutions in South and Southeast Asia and to support the editing and publication of papers to be presented at a workshop to be held at the Bellagio Study and Conference Center October 2003	**25 000 00**	**0 00**	**25 000 00**	**0 00**	**0 00**	**0 00**
Sa e the Children Fund 17 Grove Lane London SE5 8RD England						
for creating and strengthening the psychological and social resources of adolescents in Mali	**5 218 00**	**0 00**	**11 447 00**	**16 665 00**	**0 00**	**0 00**
University College London Uni ersity of London Gower Street London WC1E 6BT E gl d						
for use by its International Centre for Health and Society for a meeting on the social determinants of health in de eloping countries to be held i June 2004	**0 00**	**60 000 00**	**60 000 00**	**0 00**	**0 00**	**0 00**

PROGRAM COUNTRY US STATE Grantee Name(s) Person(s) or Institution(s) Purpose	UNEXPENDED BALANCE AS OF 01 Jan 2004	APPROVED IN 2004	NET EXPENDITURES AS OF Dec 2004	LAPSES (incl ca cs & recens) IN 2004	REVERSIONS (I cl cancs & recens) IN 2004	UNEXPENDED BALANCE AS OF Dec 2004
HEALTH EQUITY						
ENGLAND						
University of Liverpool Senate House Abercromby Square P O Bo 147 Li e pool L69 3BX E gland						
for use by its Department of Public Health to co duct a policy analysis of health sector reform that focuses on affordable access to health care and prevention of the medical poverty trap with a view to developing a policy tool that facilitates equity oriented health care financing reforms for developing countries	**6 500 00**	**0 00**	**6 500 00**	**0 00**	**0 00**	**0 00**
for use by its Department of Public Health to continue the development of a tool for policymakers that uses household level data to facilitate equity oriented health sector reform in developing countries	**0 00**	**79 000 00**	**40 000 00**	**0 00**	**0 00**	**39 000 00**
FINLAND						
Kansanterveyslaitos Folkhalsoinstitutet Mannerheimintie 166 Helsinki FIN-00300 Finland						
to support the participation and training of delegates from Southeast Asia and other developing co ntries at the 12th World Conference on Tobacco OR Health	**0 00**	**0 00**	**6 621 72**	**6 621 72**	**0 00**	**0 00**
FRANCE						
L institut national de la santé et de la recherche médicale 101 rue de Tolbiac Paris 75654 F ance						
toward the costs of a meeting on bioethics equity and intellectual property issues related to research in developing countries to be held in Paris April 2004	**0 00**	**50 000 00**	**49 706 37**	**293 63**	**0 00**	**0 00**
GHANA						
INDEPTH Network 9 Adenkum Loop Kanda P O Box KD 213 Accra Ghana						
for general support of the its secretariat, which represents 28 sites in de eloping countries that collect health and demographic data on a longitudinal basis	**935 339 08**	**0 00**	**506 520 80**	**0 00**	**0 00**	**428 818 28**
Ministry of Health Ghana P O Box M-44 Accra Ghana						
for use by its Navrongo Health Research Centre to measure the impact of a range of approaches designed to improve adolescent sexual and eproducti e health in the Kassena Nankana District	**1 593 906 00**	**0 00**	**156 395 00**	**0 00**	**0 00**	**1 437 511 00**

PROGRAM COUNTRY US STATE Grantee Name(s) Person(s) or Institution(s) *Purpose*	UNEXPENDED BALANCE AS OF 01-Jan 2004	APPROVED IN 2004	NET EXPENDITURES AS OF Dec 2004	LAPSES (Incl cancs & recens) IN 2004	REVERSIONS (Incl cancs & ecens) IN 2004	UNEXPENDED BALANCE AS OF Dec 2004
HEALTH EQUITY						
GHANA						
University of Ghana P O Box LG25 Legon Accra Ghana						
for se by the School of P blic Health within its College of Health Sciences toward the costs of de eloping and implementing a master s degree course in health informatics	**179 000 00**	**0 00**	**0 00**	**0 00**	**0 00**	**179 000 00**
INDIA						
Indian Instit te of Ma ag me t B galo e Ba erghatta Road Bangalo e 560 076 I dia						
for a study o stre gthe ing health service deli ery and impro ing the accountability of health services to poor communities particularly to poor women	**60 792 00**	**0 00**	**0 00**	**0 00**	**0 00**	**60 792 00**
INDONESIA						
ASEAN S eta iat 70 A Jl Sisingamangaraja Jakarta 12110 I donesia						
toward the costs of building local capacity to assess the impact of intellectual property rights on public health in *the ASEAN egion*	**133 640 00**	**0 00**	**133 640 00**	**0 00**	**0 00**	**0 00**
KENYA						
Afnca Health and Development International Box 66782 Nairobi Kenya						
to enable representatives from grassroots organi ations in East Africa to attend the XVth International AIDS Conference to be held in Bangkok Thailand July 2004	**0 00**	**98 900 00**	**98 900 00**	**0 00**	**0 00**	**0 00**
Kenya Medical Research Institute P O Box 20752 Nairobi Kenya						
for use by its Centre for Respiratory Disease Research in collaboration with the Uni ersity of Nairobi and the University of Washington for a study of the use of amoxicillin in the treatment of acute bronchitis in HIV infected adults in Nairobi Kenya	**27 500 00**	**0 00**	**27 500 00**	**0 00**	**0 00**	**0 00**

PROGRAM COUNTRY US STATE Grantee Name(s) Person(s) or Institution(s) Purpose	UNEXPENDED BALANCE AS OF 01-Jan 2004	APPROVED IN 2004	NET EXPENDITURES AS OF Dec 2004	LAPSES (I I cs & recens) IN 2004	REVERSIONS (Incl ca cs & recens) IN 2004	UNEXPENDED BALANCE AS OF Dec 2004
HEALTH EQUITY						
KENYA						
Trust for Indigenous Culture and Health ACS Plaza, 3rd floor Lenana Road P O Box 677 00502 Nairobi Kenya						
to explore ways in which traditional medicine can be incorporated more effecti ely into HIV/AIDS programs in Africa	**0 00**	**150 000 00**	**150 000 00**	**0 00**	**0 00**	**0 00**
LAO PDR						
Ministry of Health Lao P D R Km 3 Thadeua Road Vientia e Lao PDR						
for use by its Department of Hygiene and Pre ention to lead a five country cross border project to pre ent the spread of communicable diseases in the Greater Mekong Sub region	**0 00**	**630 000 00**	**330 700 00**	**0 00**	**0 00**	**299 300 00**
Ministry of Information a d Culture Laos P O Bo 5246 Bdg 100 Nahaidiao Vientiane Lao PDR						
for use by its Institute for Cultural Research to undertake a social impact analysis of increased mobility and its implications for increased HIV transmission and substance abuse in Lao PDR's bo der areas with China a d Myanmar	**5 968 00**	**0 00**	**5 968 00**	**0 00**	**0 00**	**0 00**
MALAYSIA						
Asia Pacific Council of AIDS Service Organizations 12 Jalan 13/48A The Boulevard Shop Office Off Jalan Sentua Kuala Lump r 51000 Malaysia						
toward the costs of its Asia Pacific alternative community forum on community access held in Bangkok in January 2004	**0 00**	**30 000 00**	**21 034 00**	**0 00**	**8 966 00**	**0 00**
Universiti Sains Malaysia Pulau Pinang 11800 Malaysia						
for a regional meeti g i collaboration with the Global Alliance for TB Drug Development on tuberculosis research and development	**30 551 19**	**0 00**	**0 00**	**30 551 19**	**0 00**	**0 00**
for use by its National Poison Centre for a meeting on tobacco control in the Southeast Asia region to be held in Penang Malaysia September 2002	**0 00**	**0 00**	**-439 00**	**439 00**	**0 00**	**0 00**

PROGRAM COUNTRY US STATE Grantee Name(s) Person(s) or Institution(s) Purpose	UNEXPENDED BALANCE AS OF 01-Jan 2004	APPROVED IN 2004	NET EXPENDITURES AS OF Dec 2004	LAPSES (Incl cancs & recens) IN 2004	REVERSIONS (Incl cancs & recens) IN 2004	UNEXPENDED BALANCE AS OF Dec 2004
HEALTH EQUITY						
MALAYSIA						
Universiti Sains Malaysia						
for use by its National Poison Cent e to ad a ce tobacco control i Malaysia through the establishme t of a research network and a national council for tobacco control	280 880 00	0 00	99 700 00	0 00	0 00	181 180 00
for use by its National Poison Centre to establish a clearinghouse on tobacco control information with particular relevance to the Southeast Asia region	169 546 00	0 00	133 454 00	0 00	0 00	36 092 00
NETHERLANDS						
IntellectuAll Limited P O Box 247 Geldermalsen 4190 CE Netherlands						
toward the costs of testing the value of an inno ative data mining and meta analysis technique to identify drugs de eloped for other indications that could be used to treat the major infectious diseases of the poor	0 00	25 000 00	25 000 00	0 00	0 00	0 00
Stichti g Health Actio I t natio al Fo dation Jacob van Lennepkade 334 T Amsterdam 1053 NJ Netherlands						
to improve the market transparency of pharmaceutical prices and policy responses to enhance affordable access to essential drugs in developing countries	150 000 00	0 00	107 333 00	0 00	0 00	42 667 00
NIGER						
Centre de Recherche Médicale et Sanitaire BP 10 887 Niamey YN034 Niger						
for use by its Climate and Health Unit toward the costs of a project to assess how en ironmental data can be integrated within surveillance systems to predict infectious disease outbreaks	0 00	58 000 00	33 000 00	0 00	0 00	25 000 00
PHILIPPINES						
University of the Philippines Diliman Quezon City 1101 Philippines						
for use by its department of anthropology for a regional research awards program on gender and sexual health in Southeast Asia	218 110 00	0 00	141 275 00	0 00	0 00	76 835 00

PROGRAM COUNTRY US STATE Grantee Name(s) Person(s) or Institution(s) Purpose	UNEXPENDED BALANCE AS OF 01-Jan 2004	APPROVED IN 2004	NET EXPENDITURES AS OF Dec 2004	LAPSES (Incl cancs & recens) IN 2004	REVERSIONS (Incl cancs & recens) IN 2004	UNEXPENDED BALANCE AS OF Dec 2004
HEALTH EQUITY						
SOUTH AFRICA						
Health Systems Trust 1st Floor Riverside Centre corner of Belmont & Main Road Rondebosch 7700 South Af ica						
towa d the costs of six country le el studies in the Global Equity Gauge Alliance project which monitors health inequalities within developing countries and promotes action to reduce unfair disparities in health	**660 000 00**	**0 00**	**550 000 00**	**0 00**	**0 00**	**110 000 00**
toward the costs of three rban projects of its Global Equity Gauge Alliance which promotes action to redress unfair disparities in health within de eloping cou tries	**0 00**	**95 000 00**	**50 000 00**	**0 00**	**0 00**	**45 000 00**
University of Preto ia Lynnwood Road Hillcrest Pretona 0002 South Africa						
fo use by its School of Health Systems a d P blic Health to document the traini g capacity of public health training i stitutions and research networks in sub Saharan Af ica	**194 05**	**0 00**	**0 00**	**0 00**	**0 00**	**194 05**
for use by its School of Health Systems and Public Health to document the training capacity of public health training institutions and research networks in sub Saharan Africa	**10 000 00**	**0 00**	**0 00**	**0 00**	**0 00**	**10 000 00**
Unive sity of Stellenbosch Private Bag X1 Matieland 7602 South Africa						
for use by its Faculty of Health Sciences in collaboration with the University of Cape Town for a study that compares two strategies to prevent opportunistic infections in HIV infected children in South Africa	**198 055 00**	**0 00**	**198 055 00**	**0 00**	**0 00**	**0 00**
for use by its Faculty of Health Sciences in collaboration with the University of Cape Town to complete a study that compares two strategies to prevent opportunistic infections in HIV infected child en in South Africa	**410 460 00**	**0 00**	**258 817 00**	**0 00**	**0 00**	**151 643 00**
Uni ersity of the Western Cape Private Bag X17 Bell ille 7535 So th Africa						
for use by its School of Public Health toward the costs of meeti gs of global leade s to identify key knowledge gaps and opportunities related to human resources for health in Africa held in Cape Town South Africa March 24-29 2003	**16 229 27**	**0 00**	**0 00**	**0 00**	**0 00**	**16 229 27**

PROGRAM COUNTRY US STATE Grantee Name(s) Person(s) or Institution(s) Purpose	UNEXPENDED BALANCE AS OF 01-Jan 2004	APPROVED IN 2004	NET EXPENDITURES AS OF Dec 2004	LAPSES (Incl cancs & recens) IN 2004	REVERSIONS (Incl cancs & recens) IN 2004	UNEXPENDED BALANCE AS OF Dec 2004
HEALTH EQUITY						
SOUTH AFRICA						
University of the Witwatersrand Pnvate Bag 3 Joha nesburg So th Af ic						
for use by its Centre for Health Policy in collaboration with the Health Economics Unit at the University of Cape Town to analyze the impact of policies under health care reform to strengthen and promote health equity in South Africa	**72 100 00**	**0 00**	**38 341 00**	**0 00**	**0 00**	**33 759 00**
SOUTH KOREA						
International Vaccine Institute Kwanak P O Box 14 Kwanak Ku Seoul 151 600 So th Ko ea						
to enable participants from Bangladesh China India Pakistan and Vietnam to attend a course on vaccinology designed to strengthen the capacity of de eloping co ntries in the Asia Pacific Region to be held in March 2004	**30 000 00**	**0 00**	**30 000 00**	**0 00**	**0 00**	**0 00**
toward the costs of its pediatric dengue vaccine initiative for poor children	**0 00**	**500 000 00**	**500 000 00**	**0 00**	**0 00**	**0 00**
SWITZERLAND						
Global Forum for Health Research 1 5 Route des Monlions P O Box 2100 1211 Gene a 2 Switze la d						
for core support and its initiative on public/pri ate partnerships for health which focuses on product development for diseases that affect poor people in developing countries	**150 000 00**	**0 00**	**150 000 00**	**0 00**	**0 00**	**0 00**
for core support, its initiati e on Public Pri ate Partnerships for Health and other projects designed to redress inequities in global health research	**0 00**	**500 000 00**	**500 000 00**	**0 00**	**0 00**	**0 00**
Massi e Effort Campaig Route de Cite Ouest 2 Gland 1196 Switzerland						
In support of its efforts to develop the human resources needed to mobilize societies against AIDS TB malaria and other diseases of poverty	**0 00**	**100 000 00**	**100 000 00**	**0 00**	**0 00**	**0 00**

PROGRAM COUNTRY US STATE Grantee Name(s) Person(s) or Institution(s) Purpose	UNEXPENDED BALANCE AS OF 01-Jan 2004	APPROVED IN 2004	NET EXPENDITURES AS OF Dec 2004	LAPSES (Incl cancs & recens) IN 2004	REVERSIONS (Incl cancs & recens) IN 2004	UNEXPENDED BALANCE AS OF Dec 2004
HEALTH EQUITY						
SWITZERLAND						
Medicines for Malaria Venture International Centre Cointrin Route de Pre Bois 20 Post Box 1826 CH 1215 Geneva Switzerland						
for general support of its efforts to discover develop and deliver affordable new antimalarial drugs to people in developing countries	1 000 000 00	0 00	1 000 000 00	0 00	0 00	0 00
Union Internationale Contre le Cancer 3 rue du Conseil General Gene a 1205 Switze land						
for de elopment in collaboration with the Tobacco Control Resource Centre of an electronic interacti e distance learning primer on tobacco control in developing countries	36 225 00	0 00	0 00	0 00	0 00	36 225 00
for the establishment of an online resource for developing country tobacco control groups that want to counter tobacco promotion campaigns in their countries	250 000 00	0 00	100 000 00	0 00	0 00	150 000 00
United Nations Programme on HIV/AIDS 20, Avenue Appia CH 1211 Geneva 27 Switzerland						
toward the costs of disseminating the results of its AIDS in Africa: Scenarios for the Future project	0 00	50 000 00	50 000 00	0 00	0 00	0 00
World Health Organization 20 A en e Appia CH 1211 Geneva 27 Switzerland						
for activities in collaboration with partners in sub Saharan Africa to develop syndromic guidelines for common adult outpatient conditions in areas of high HIV prevalence	0 00	0 00	11 701 63	11 701 63	0 00	0 00
for activities in collaboration with partners in sub Saharan Africa to develop syndromic guidelines for common adult outpatient conditions in areas of high HIV prevalence	150 000 00	0 00	0 00	0 00	0 00	150 000 00
for use by its Country Office in Cambodia to continue to provide technical assistance to government and non-governmental organizations involved in tobacco control in Cambodia	154 527 00	0 00	77 267 00	0 00	0 00	77 260 00
for use by its Department of Essential Drugs and Medicines Policy toward the costs of a project on issues of pharmaceutical procurement and patents affecting access to medicines for AIDS TB and malaria especially in developing countries	20 340 00	0 00	0 00	0 00	0 00	20 340 00

PROGRAM COUNTRY US STATE Grantee Name(s) Person(s) or Institution(s) P pose	UNEXPENDED BALANCE AS OF 01-Jan 2004	APPROVED IN 2004	NET EXPENDITURES AS OF Dec 2004	LAPSES (Incl cancs & recens) IN 2004	REVERSIONS (incl cancs & recens) IN 2004	UNEXPENDED BALANCE AS OF Dec 2004
HEALTH EQUITY						
SWITZERLAND						
World Health Organization						
for se by its Departme t of Research Policy and Cooperation in collaboration with the Journal of Public Health Policy to pro ide the recipients of inter ational Health Research Awards opportunities to share and disseminate their findings	119 890 00	0 00	119 890 00	0 00	0 00	0 00
for use by its Evidence and Information for Policy unit to establish a partnership among various global health initiatives that focus o eq ity	0 00	428 870 00	225 000 00	0 00	0 00	203 870 00
for se by its I itiati e fo Vacci e R search fo acti ities of the Global Alli ce fo Vacci s a d Imm i tion s research and development task force	12 377 00	0 00	0 00	12 377 00	0 00	0 00
for use by its Initiati e for Vaccine Research toward the costs of research projects on new vaccine delivery and stabilization technologies	0 00	0 00	25 621 59	25 621 59	0 00	0 00
for use by its Western Pacific Regional Office, in collaboration with the Mekong Basin Disease Surveillance project and the University of the Philippines to de elop an electronic disease reporting system for the Greater Mekong Sub region	12 430 00	0 00	34 184 04	46 614 04	0 00	0 00
to nable its Departme t of HIV/AIDS i collabo atio with UNAIDS to con ene a meeti g on the technical and p oced l dime sio s of s ali g p the p ovisio of anti ret o iral t eatment in esource poo settings i d velopi g co t ies to be h ld in Lusaka Zambia No ember 2003	0 00	0 00	30 694 99	30 694 99	0 00	0 00
to work with developing country institutions to strengthen national research facilities build local research networks and develop indicators to assess the performance of health research systems	114 942 00	0 00	114 942 00	0 00	0 00	0 00
toward the costs of a collaboratio with regional etwo ks i sub Saharan Africa and Southeast Asia to strengthen cross border disease s rveillance and response	250 000 00	0 00	125 000 00	0 00	0 00	125 000 00
toward the costs of improving the ability of its Department of Child and Adolescent Health to help poor countries meet the Millennium De elopment Goal of reducing child mortality by two thirds by the year 2015	0 00	80 000 00	40 000 00	0 00	0 00	40 000 00
toward th costs of la nchi g a d disseml ati g the first Wo ld Rep rt o Viole ce a d Health	0 00	0 00	1 879 03	1 879 03	0 00	0 00

PROGRAM COUNTRY US STATE Grantee Name(s) Person(s) or Institution(s) Purpose	UNEXPENDED BALANCE AS OF 01-Jan 2004	APPROVED IN 2004	NET EXPENDITURES AS OF Dec 2004	LAPSES (Incl cancs & recens) IN 2004	REVERSIONS (incl cancs & recens) IN 2004	UNEXPENDED BALANCE AS OF Dec 2004
HEALTH EQUITY						
TANZANIA						
East African Community AICC Building Kilimanjaro Wing 5th floor P O Box 1096 Arusha Tanzania						
towa d the costs of its East African Integrated Disease Surveillance Network which is building a regional platform for i fectious disease surveillance and response	**241 228 00**	**0 00**	**0 00**	**0 00**	**0 00**	**241 228 00**
National Institute for Medical Resea ch Ocean Road P O Box 9653 Dar es Salaam Ta a ia						
i support of its work to analy e the impact of health sector reform policies from an equity perspecti e and provide evidence based recomme dations for the de elopme t of efficient equitable policy options for the Tanzanian health system	**95 700 00**	**0 00**	**64 800 00**	**0 00**	**0 00**	**30 900 00**
Women s Dignity Project Inc P O Box 79402 Dar es Salaam Tan ania						
toward the cost of a study that uses a rights gender and health equity lens on obstetric fistula in East Africa to inform development strategies and programs	**50 000 00**	**0 00**	**50 000 00**	**0 00**	**0 00**	**0 00**
THAILAND						
Action on Smoking and Health Fou dation 36/6 Soi Pradipat 10 Pradipat Road Samsen Nai Phayathai Bangkok 10400 Thailand						
for activities related to the development of the Southeast Asian Tobacco Control Alliance a collaborative regional tobacco control network	**42 579 00**	**0 00**	**25 630 64**	**16 948 36**	**0 00**	**0 00**
AIDS ACCESS Foundation 48/282 Center Place Ramkhamhaeng Road Sapan Soong Bangkok 10240 Thailand						
for the production and dissemination of films by young media professionals in the context of HIV/AIDS prevention in Thailand	**15 000 00**	**0 00**	**15 000 00**	**0 00**	**0 00**	**0 00**

PROGRAM COUNTRY US STATE Grantee Name(s) Person(s) or Institution(s) Purpose	UNEXPENDED BALANCE AS OF 01-Jan 2004	APPROVED IN 2004	NET EXPENDITURES AS OF Dec 2004	LAPSES (incl ca cs & recens) IN 2004	REVERSIONS (incl cancs & recens) IN 2004	UNEXPENDED BALANCE AS OF Dec 2004
HEALTH EQUITY						
THAILAND						
Chiang Mai University 239 Huay Kaew Road Muang District Chia g Mai 50002 Thailand						
for use by its Women s Studies Center for a series of fora and publications on gender sexuality and reproductive health in the Mekong region, and master s degree fellowships in gender studies for two students from the Lao People s Democratic Republic	40 800 00	0 00	40 800 00	0 00	0 00	0 00
for use by its Women s Studies Center for master s degree scholarships in gender studies for students from the Lao People s Democratic Republic through a newly established Lao Thai Scholarship Program on Gender Equity and Health	121 090 00	0 00	48 590 00	0 00	0 00	72 500 00
International Health Policy Program Thailand Than Sath a as ok 6 Ministry of P blic Health Tiwanond Road Nonthabun 11000 Thailand						
for a service arrangement with the International Health Policy Program Thailand to facilitate the activities of a Foundation working group on demand management for human resources for health	41 932 00	0 00	41 932 00	0 00	0 00	0 00
Mahidol University 25/25 Puthamolthol Sai 4 Salaya Nakhon Pathom 73170 Thailand						
for use by its Center for Health Policy Studies to hold in collaboration with other leading institutions in the region a regional course in Southeast Asia that will address specific regional gender sensitive issues	114 150 00	0 00	114 150 00	0 00	0 00	0 00
for use by its Faculty of Social Sciences and Humanities to enable fi e students from Cambodia Lao PDR, and Myanmar to study for a master s degree in a program that focuses on gender and reproductive health and toward the costs of a national conference on these subjects to be held in Thailand April 2003	50 000 00	0 00	50 000 00	0 00	0 00	0 00
for use by its Faculty of Social Sciences and Humanities to enable fourteen students from Cambodia Lao PDR and Myanmar to study for a master s degree in a program that focuses on gender and reproductive health	158 505 00	0 00	0 00	0 00	0 00	158 505 00
Ministry of Public Health Thailand Tiwanond Road No thabun 11000 Thaila d						
for use by its Field Epidemiology Training Program to coo dinate the Mekong Basin Disease Surveillance project	234 000 00	0 00	88 035 00	0 00	0 00	145 965 00

PROGRAM COUNTRY US STATE Grantee Name(s) Person(s) or Institution(s) Purpose	UNEXPENDED BALANCE AS OF 01-Jan 2004	APPROVED IN 2004	NET EXPENDITURES AS OF Dec 2004	LAPSES (incl cancs & recens) IN 2004	REVERSIONS (incl cancs & recens) IN 2004	UNEXPENDED BALANCE AS OF Dec 2004
HEALTH EQUITY						
THAILAND						
Population and Community Development Association 6 Sukhumvit 12 Bangkok 10110 Thailand						
for three acti ities of its Community Program Committee designed especially for participants living with HIV/AIDS and representing diverse communities who will attend the XV International AIDS Conference in Bangkok July 2004	**0 00**	**100 000 00**	**100 000 00**	**0 00**	**0 00**	**0 00**
Southeast Asian Ministers of Education O ganization Tropmed C t al Office 420/6 Rajvithi Road Bangkok 10400 Thailand						
for use by its Regional Tropical Medicine and Public Health Network to e plore the potential for using Geog aphic Info mation Systems to inform diseas p e entio a d control p ograms in the Greater Mekong Sub region	**99 225 00**	**0 00**	**94 500 00**	**0 00**	**0 00**	**4 725 00**
Thai Health Promotion Foundation 979/116 120 S M Tower Floor 34 Paholyothin Road Samsen Nai Payathai Bangkok 10400 Thaila d						
for a small grants program to support research on surveillance and the economics of tobacco in Southeast Asia	**272 060 00**	**0 00**	**272 060 00**	**0 00**	**0 00**	**0 00**
to enable it to serve as the hub for Southeast Asian Tobacco Control Alliance activities continue its regional collaborative tobacco control research program and create an ASEAN fellowship program for this field	**1 173 020 00**	**0 00**	**145 740 00**	**0 00**	**0 00**	**1 027 280 00**
Women s Health Ad ocacy Fo datio 12/22 Tessaban songkroh Road Ladyao Jatujak Bangkok 10900 Thailand						
to raise media professionals awareness of gender issues in se ual and reproducti e health	**70 825 00**	**0 00**	**21 295 00**	**0 00**	**0 00**	**49 530 00**
UGANDA						
Joint Clinical Research Centre Butikiro House Plot No 893 Ring Road Mengo P O Box 10005 Kampala Uganda						
for conti ued support of its African Dialogue on AIDS Care program which promotes research on HIV/AIDS care and treatment in sub Saharan Africa	**0 00**	**110 085 00**	**110 085 00**	**0 00**	**0 00**	**0 00**

PROGRAM COUNTRY US STATE Grantee Name(s) Person(s) or Institution(s) Purpose	UNEXPENDED BALANCE AS OF 01-Jan 2004	APPROVED IN 2004	NET EXPENDITURES AS OF Dec 2004	LAPSES (incl cancs & recens) IN 2004	REVERSIONS (incl cancs & rece s) IN 2004	UNEXPENDED BALANCE AS OF Dec 2004
HEALTH EQUITY						
UGANDA						
Joint Clinical Research Centre						
for its continued participation in a multicenter clinical trial coo dinated by the Medical Research Council United Kingdom to assess the safety and effecti eness of two strategies for the use of anti etro iral drugs agai st HIV/AIDS in sub Saharan Africa	0 00	487 340 00	487 340 00	0 00	0 00	0 00
for its continued participation in a multicenter clinical trial organi ed by the Medical Research Council United Kingdom to assess the safety and effecti eness of two strategies fo the use of a ti retro iral drugs against HIV/AIDS in sub Saharan Africa	242 500 00	0 00	242 500 00	0 00	0 00	0 00
toward the cost of its African Dialogue on AIDS Care program that promotes research on HIV/AIDS care and treatment in s b Saharan Africa	172 420 00	0 00	172 420 00	0 00	0 00	0 00
Make e e Uni e sity P O Bo 7062 Kampala Uganda						
for use by its College of Health Sciences to improve and expand its master s in medicine degree program	316 575 00	0 00	200 000 00	0 00	0 00	116 575 00
for use by its Institute of Public Health for activities related to a collaborative study on equity in health in Uganda as part of the Equity Gauge Initiati e	128 200 00	0 00	0 00	0 00	0 00	128 200 00
for use by its Institute of Public Health to de elop a policy tool to facilitate equity oriented health care financing reform in Uganda	69 750 00	0 00	0 00	0 00	0 00	69 750 00
fo se by its I stit te of P blic Health toward the costs of de elopi g and implementing a master s deg ee program i public health usi g distance lea ning	321 850 00	0 00	174 675 00	0 00	0 00	147 175 00
toward the costs of transforming its Faculty of Medicine into a College of Health Sciences by introducing innovations in teaching and learning, establishing a unit for continuing education enhancing coordination and resource mobilization and establishing a process for cost/based financing	91 575 00	0 00	91 575 00	0 00	0 00	0 00
Traditional and Modern Health Practitioners Together against AIDS and other diseases P O Bo 21175 Kampala Uganda						
toward the costs of a project that will set up an evidence based learning system for regional networking in traditional medicine and HIV/AIDS in rural Uganda	0 00	124 700 00	124 700 00	0 00	0 00	0 00

PROGRAM COUNTRY US STATE Grantee Name(s) Person(s) or Institution(s) Purpose	UNEXPENDED BALANCE AS OF 01-Jan 2004	APPROVED IN 2004	NET EXPENDITURES AS OF Dec 2004	LAPSES (Incl cancs & recens) IN 2004	REVERSIONS (Incl cancs & recens) IN 2004	UNEXPENDED BALANCE AS OF Dec 2004
HEALTH EQUITY						
UNITED KINGDOM						
Centre for the Management of IP in Health R & D Oxford Centre for Innovation Mill Street Oxford OX2 OJX United Kingdom						
for a project in collaboration with research institutes in India, South Africa and Thailand to build local capacity in India East Africa and Southeast Asia to manage innovation in public private partnerships to develop new health technologies	**0 00**	**360 000 00**	**360 000 00**	**0 00**	**0 00**	**0 00**
fo collaboration with Public Intellectual Property Resource for Agriculture to impro e the management of p blic sector technologies and promote product development of products for the poor in developing countries	**0 00**	**314 000 00**	**300 000 00**	**0 00**	**0 00**	**14 000 00**
In general support of its efforts to help the I ternational public health sector manage intellectual property in health research a d development and thereby impro e access to health technologies for poor people I developing countries	**1 000 000 00**	**0 00**	**750 000 00**	**0 00**	**0 00**	**250 000 00**
toward the costs of a meeting at the Bellagio Study and Conference Center to examine inno ative models of intellectual property manageme t that foster de elopment of and access to new products for neglected diseases to b held I J e 2004	**0 00**	**30 000 00**	**30 000 00**	**0 00**	**0 00**	**0 00**
VIETNAM						
Consultation of Investment in Health Promotion 108 A12 Alley 4/15 Phuong Mai Street Hanoi Vietnam						
to enhance the capacity of local researchers to analyze publish and disseminate research findings on gender and sexual health I Vietnam	**202 886 00**	**0 00**	**67 650 00**	**0 00**	**0 00**	**135 236 00**
Hanoi School of Public Health 138 Giang Vo Ba dinh Hanoi Vietnam						
for transitional funding of its Public Health Schools Without Walls program	**30 000 00**	**0 00**	**0 00**	**0 00**	**0 00**	**30 000 00**
Ministry of Health Vietnam 138A Giang Vo Str Ba dinh Hanoi Vietnam						
for use by its Vietnam Committee on Smoking and Health to expand its communications project aimed at decreasing the exposure of women and children to secondhand smoke at home	**300 000 00**	**0 00**	**153 800 00**	**0 00**	**0 00**	**146 200 00**

PROGRAM COUNTRY US STATE Grantee Name(s) Person(s) or Institution(s) Purpose	UNEXPENDED BALANCE AS OF 01-Jan 2004	APPROVED IN 2004	NET EXPENDITURES AS OF Dec 2004	LAPSES (incl cancs & rece s) IN 2004	REVERSIONS (incl cancs & recens) IN 2004	UNEXPENDED BALANCE AS OF Dec 2004
HEALTH EQUITY						
ZAMBIA						
Centre for Health Science and Social Research P O Bo 320168 Woodlands Lusaka Zambia						
for continued support of research to strengthen cross border disease pre ention control and surveillance programs in southern Africa	**73 045 00**	**0 00**	**49 980 00**	**0 00**	**0 00**	**23 065 00**
ZIMBABWE						
Biomedical Research and Training Institute P O Box CY 1753 Causeway Ha are Zimbabwe						
to assess the risk of t berculosis i fectio amo g nurses and the causes of chronic cough among patients attending health care clinics in Harare Zimbabwe	**28 600 00**	**0 00**	**13 508 00**	**0 00**	**0 00**	**15 092 00**
Training and Research Support Centre 47 Van Praagh Avenue Milton Park Harare Zimbabwe						
toward the costs of the planning and implementation of a regional conference on equity in health in So thern Africa	**52 000 00**	**0 00**	**52 000 00**	**0 00**	**0 00**	**0 00**
University of Zimbabwe P O Bo MP 167 Mount Pleasant Harare Zimbabwe						
for the continued participation of its Parirenyatwa Hospital in a multicenter clinical trial organized by the Medical Research Council London to assess the safety and effectiveness of two strategies for the use of anti retroviral drugs against HIV/AIDS in sub Saharan Africa	**0 00**	**0 00**	**753 00**	**753 00**	**0 00**	**0 00**
for the continued participation of its Parirenyatwa Hospital in a multicenter clinical trial organized by the Medical Research Council London to assess the safety and effecti eness of two strategies for the use of anti retroviral drugs against HIV/AIDS in s b Saharan Africa	**0 00**	**893 630 00**	**893 630 00**	**0 00**	**0 00**	**0 00**
for the continued participation of its Parirenyatwa Hospital in a multicenter clinical trial organized by the Medical Research Council London to assess the safety and effecti eness of two strategies for the use of anti retroviral drugs against HIV/AIDS in sub Saharan Africa	**0 00**	**462 500 00**	**0 00**	**0 00**	**0 00**	**462 500 00**
for use by its Department of Commu ity Health fo transitional f ding for its P blic Health Schools Witho t Walls program	**124 501 00**	**0 00**	**124 501 00**	**0 00**	**0 00**	**0 00**

PROGRAM COUNTRY US STATE Grantee Name(s) Person(s) or Institution(s) Purpose	UNEXPENDED BALANCE AS OF 01-Jan 2004	APPROVED IN 2004	NET EXPENDITURES AS OF Dec 2004	LAPSES (incl cancs & recens) IN 2004	REVERSIONS (incl cancs & recens) IN 2004	UNEXPENDED BALANCE AS OF Dec 2004
HEALTH EQUITY						
UNITED STATES						
American National Red Cross 2025 E Street NW 3rd floor						
toward the costs of a conference, organi ed in collaboration with UNICEF s Global Alliance for Vaccines and Immunization on the role of NGOs in increasing access to immunization among marginali ed groups held in July 2004	0 00	50 000 00	0 00	0 00	50 000 00	0 00
CALIFORNIA						
Pacific Institute for Women s Health 3450 Wilshire Boule ard Suite 1000 Los A gele Califo nia 90010						
to pro ide tech ical assistance to the Burkina Faso Associatio for Family Well Being which is testing the effects of a project designed to improve the reproducti e health of young people in the Ouahigouya zone of Burkina Faso	44 340 00	0 00	44 340 00	0 00	0 00	0 00
Stanford University Stanford California 94305						
to enable its DI ision of Infectious Diseases to collaborate with the University of Zimbabwe s AIDS prevention project	50 147 00	0 00	50 147 00	0 00	0 00	0 00
Tide Fo datio The Presidio P O Bo 29903 San Francisco California 94129 0903						
in support of its project the Collaborative Fund for HIV Treatment Preparedness which seeks to build the capacity of communities in Africa and Southeast Asia to prepare people for comprehensive HIV/AIDS related care and treatment emphasizing prevention	0 00	750 000 00	750 000 00	0 00	0 00	0 00
Uni ersity of California Davis Mrak Hall Fifth Floor 2200 Uni ersity Ave Da is California 95616						
for collaboration between its Public Intellectual P operty Resource for Agriculture a d the Centre for the Management of Intellectual Property in Health Research & Development (MIHR) to improve management of public sector technologies and promote development of products for the poor in developing countries	0 00	211 000 00	150 000 00	0 00	0 00	61 000 00
University of California San Francisco 3rd and Parnassus Avenues San Francisco California 94143						
to enable its Global Health Sciences Program to lead an international task force that promotes the use of multi sectoral information to improve health and reduce poverty in developing countries	0 00	450 000 00	240 000 00	0 00	0 00	210 000 00

PROGRAM COUNTRY US STATE Grantee Name(s) Person(s) or Institution(s) Purpose	UNEXPENDED BALANCE AS OF 01-Jan 2004	APPROVED IN 2004	NET EXPENDITURES AS OF Dec 2004	LAPSES (incl cancs & recens) IN 2004	REVERSIONS (incl cancs & recens) IN 2004	UNEXPENDED BALANCE AS OF Dec 2004
HEALTH EQUITY						
UNITED STATES						
COLORADO						
International Development Enterprises 10403 West Colfax A enue Suite 500 Lakewood Colorado 80215						
toward the costs of a p oject that will impro e the capacity of its Vietnamese partners to undertake a social marketing tobacco control program	**105 800 00**	**0 00**	**53 600 00**	**0 00**	**0 00**	**52 200 00**
WASHINGTON DC						
AcademyHealth Suite 701 L 1801 K Street N W Washington DC 20006						
for p eparation of case studies on increasing the use of health equity research in clinical management and policy decision making to impro e eq itable access to q ality services for p ese tation at a wo kshop to be held at the Bellagio Study and Conference Center April 23 27 2003	**0 00**	**0 00**	**5 850 00**	**5 850 00**	**0 00**	**0 00**
BIO Ventures for Global Health 1225 Eye Street N W S ite 400 Washi gt n DC 20005 5958						
toward the costs of testing the conceptual framework behind its efforts to accelerate the development and distribution of biotechnology products to improve the health of indi iduals in the developing world	**0 00**	**100 000 00**	**100 000 00**	**0 00**	**0 00**	**0 00**
Children s Defense Fund 25 E Street NW Washington DC 20001						
toward the costs of a project to reduce maternal mortality worldwide by organizing a global women s action network for children	**0 00**	**100 000 00**	**100 000 00**	**0 00**	**0 00**	**0 00**
Essential Information Inc P O Box 19405 Washington DC 20036						
for use by its Consumer Project on Technology for core support and for a project to provide tech ical assista ce on compulsory licensing for patented medical technologies i de eloping count ies	**215 500 00**	**0 00**	**215 500 00**	**0 00**	**0 00**	**0 00**
to expand its acti ities elated to North South non go ernmental partnerships for tobacco control	**100 000 00**	**0 00**	**100 000 00**	**0 00**	**0 00**	**0 00**
to expand its North South global partnerships program for tobacco control in developing countries	**200 000 00**	**0 00**	**0 00**	**0 00**	**0 00**	**200 000 00**

PROGRAM COUNTRY US STATE Grantee Name(s) Person(s) or Institution(s) Purpose	UNEXPENDED BALANCE AS OF 01-Jan 2004	APPROVED IN 2004	NET EXPENDITURES AS OF Dec 2004	LAPSES (Incl cancs & recens) IN 2004	REVERSIONS (Incl cancs & recens) IN 2004	UNEXPENDED BALANCE AS OF Dec 2004
HEALTH EQUITY						
UNITED STATES						
WASHINGTON DC						
Grantmakers in Health 1100 Connecticut Avenue NW Suite 1200 Washington DC 20036						
for general support of its efforts to communicate information and generate knowledge about health issues and in particular global health issues to help grantmakers develop effecti e grantmaking strategies	**15 000 00**	**0 00**	**15 000 00**	**0 00**	**0 00**	**0 00**
International Center for Research on Women 1717 Mas h tt A N W S ite 302 Washi gton DC 20036						
to complete a project undertaken in collaboration with a group of fi e non go ernmental organizations in India conducting community based research on adolescent se uality and reproducti e health	**582 238 00**	**0 00**	**131 057 00**	**0 00**	**0 00**	**451 181 00**
Pan American Health Organization Regional Office of the World Health Organization 525 Twenty Third Street N W Washington DC 20037 2895						
toward the costs of the capacity building component of its health equity initiative and toward regional level activities to identify and redress gender inequities in health sector reform policies	**0 00**	**0 00**	**1 234 95**	**1 234 95**	**0 00**	**0 00**
GEORGIA						
Emory Uni ersity 1555 Pierce Dri e Atlanta Georgia						
for use by its Nell Hodgson Woodruff School of Nursing to enable chief nursing and medical officers from sub Sahara Africa and Southeast Asia to attend a conference on workforce needs in de eloping count ies to be held in Atlanta Georgia June 2004	**0 00**	**75 000 00**	**75 000 00**	**0 00**	**0 00**	**0 00**
Task Force for Child Survi al and De elopment Suite 400 750 Commerce Drives Decat G gi 30030						
for a project in collaboration with the Atlanta Coalition for Global Health to document the principles of successful coalition building in public health	**0 00**	**99 000 00**	**99 000 00**	**0 00**	**0 00**	**0 00**

PROGRAM COUNTRY US STATE Grantee Name(s) Person(s) or Institution(s) Purpose	UNEXPENDED BALANCE AS OF 01-Jan 2004	APPROVED IN 2004	NET EXPENDITURES AS OF Dec 2004	LAPSES (Incl cancs & recens) IN 2004	REVERSIONS (Incl cancs & recens) IN 2004	UNEXPENDED BALANCE AS OF Dec 2004
HEALTH EQUITY						
UNITED STATES						
ILLINOIS						
Global Alliance for Africa 703 W Monroe St eet #2 Chicago Illi ois 60661 3515						
to de elop a regional action plan in collaboration with the East African Integrated Disease Surveillance Network to strengthen a d coordinate disease surveillance acti ities in Kenya Tan ania and Uganda	**0 00**	**0 00**	**1 609 00**	**1 609 00**	**0 00**	**0 00**
University of Illinois at Chicago Chicago Illinois 60612						
for use by its Health Research and Policy Centers toward the costs of a research and technical assistance program on the economics of tobacco use and control in Southeast Asia	**252 287 00**	**0 00**	**0 00**	**0 00**	**0 00**	**252 287 00**
IOWA						
Uni ersity of Iowa Iowa City Iowa						
for a collaborative project with the Centre for Management of IP in Health R & D (MIHR) to develop training curricula for u iversity based technology managers in the United States and Canada to foster best practices in the ethical stewardship of inventions to promote global health equity	**0 00**	**50 000 00**	**50 000 00**	**0 00**	**0 00**	**0 00**
MARYLAND						
Ad e tist De elopment and Relief Agency I t national 12501 Old Columbia Pike Sil er Spring Maryland 20904						
for use by its Cambodia office for continuation of the Smoke Free Buddhist Monks project and for its e pansion into the community and to additional pro inces	**213 596 00**	**0 00**	**117 569 00**	**0 00**	**0 00**	**96 027 00**
Funders Network on Population Reproductive Health and Rights Inc 6 Grant Avenue Takoma Park Maryland 20912						
for general support of the Network s aim of enhancing the quality of work of grantmakers concerned about pop latio a d se al a d r p oducti e health	**33 000 00**	**0 00**	**16 500 00**	**0 00**	**0 00**	**16 500 00**
International Partnership for Microbicides Inc 1010 Wayne Avenue Suite 1450 Silver Spring Maryland 20910						
for general support of its efforts to accelerate the development and introduction of new products controlled by women that reduce HIV transmission	**2 250 000 00**	**0 00**	**2 250 000 00**	**0 00**	**0 00**	**0 00**

PROGRAM / COUNTRY / US STATE / Grantee Name(s) Person(s) or Institution(s) / Purpose	UNEXPENDED BALANCE AS OF 01-Jan 2004	APPROVED IN 2004	NET EXPENDITURES AS OF Dec 2004	LAPSES (Incl cancs & recens) IN 2004	REVERSIONS (Incl cancs & recens) IN 2004	UNEXPENDED BALANCE AS OF Dec 2004
HEALTH EQUITY						
UNITED STATES						
MARYLAND						
International Partnership for Microbicides Inc						
In general support of its mission to prevent HIV transmission by accelerating the development and availability of safe and effective microbicides for use by women in developing countries	0 00	8 000 000 00	4 000 000 00	0 00	0 00	4 000 000 00
Johns Hopki s University 3400 North Charles Street Baltimore Maryland 21218						
for use by the Institute for Global Tobacco Control in its Bloomberg School of Public Health toward the costs of a training and technical assistance program on tobacco co trol epidemiology a d s rveillance i Southeast Asia	194 935 00	0 00	194 935 00	0 00	0 00	0 00
Sanana Inc 12115 Pa klawn Dn e Suite L Rock ille Maryland 20852						
toward the costs of organi ing a session on malaria at the Indian Science Congress meeting in Ahmedabad January 2005	0 00	25 000 00	25 000 00	0 00	0 00	0 00
MASSACHUSETTS						
Boston University 121 Bay State Road Boston Massachusetts 02215						
for use by its Center for International Health and De elopment to host a meeting at the Bellagio Study and Conference Center, Italy to discuss the possibility of de eloping a global health research collaborati e among major national health research agencies to be held I February 2004	0 00	49 780 00	49 780 00	0 00	0 00	0 00
for use by its Medical Center to plan for the establishment of a global health research collaborative network among national health research agencies	0 00	100 000 00	100 000 00	0 00	0 00	0 00
Harvard University Massachusetts Hall Cambridge Massachusetts 02138						
for use by its John F Kennedy School of Go ernment toward the costs of a conference on business risks and app op iate responses i co ection with the HIV/AIDS epidemic in sub Saharan Africa and Asia to be held i Massachusetts November 2002	20 000 00	0 00	0 00	20 000 00	0 00	0 00
for use by its School of Public Health for an international conference to set equity goals and devise measurement tools for health system reform in developing countries	0 00	0 00	100 000 00	100 000 00	0 00	0 00
for use by its School of Public Health toward the costs of a project to refine and further adapt the benchmarks of fairness" tool for evaluation of health care reform in developing countries	0 00	75 000 00	75 000 00	0 00	0 00	0 00

PROGRAM COUNTRY US STATE Grantee Name(s) Person(s) or Institution(s) Purpose	UNEXPENDED BALANCE AS OF 01-Jan 2004	APPROVED IN 2004	NET EXPENDITURES AS OF Dec 2004	LAPSES (incl cancs & recens) IN 2004	REVERSIONS (incl cancs & recens) IN 2004	UNEXPENDED BALANCE AS OF Dec 2004
HEALTH EQUITY						
UNITED STATES						
MASSACHUSETTS						
International Society for Infectious Diseases Inc 181 Longwood Avenue Boston Massachusetts 02115 5804						
for use by its Program for Monitoring Emerging Diseases to collaborate with regional disease surveillance networks in Africa and Southeast Asia to improve reporting of disease outbreaks	**209 190 00**	**0 00**	**65 850 00**	**0 00**	**0 00**	**143 340 00**
for use by its Program for Monitoring Emerging Diseases toward the costs of the planning phase of a project to foster a collaboration with the regional disease surveillance networks in Africa and Southeast Asia to improve eporting of disease o tbreak	**30 000 00**	**0 00**	**27 656 00**	**2 344 00**	**0 00**	**0 00**
Management Sciences for Health Inc 165 Allandale Road Boston Massachusetts 02130 3400						
toward the costs of a project to speed the transfer of technology and improve regional production of long lasting insecticide treated anti malarial bed nets in sub Saharan Africa	**14 570 00**	**0 00**	**14 455 00**	**115 00**	**0 00**	**0 00**
Partne s in Health 641 Huntington A enue Boston Massachusetts 02115						
toward the costs of an informal consultation with global health leaders to assist the transition team of the World Health Organization in strengthening the organi ation s role in the global health arena to be held at the Bellagio Study and Conference Center Italy April 1 5 2003	**0 00**	**0 00**	**33 440 00**	**33 440 00**	**0 00**	**0 00**
NEW MEXICO						
Santa Fe Institute 1399 Hyde Park Road Santa Fe New Me ico 87501						
to enable African scientists from outside South Africa to attend a workshop organized in collaboration with the University of Cape Town on the sciences of complexity in Africa to be held in Cape Town January 2005	**18 000 00**	**0 00**	**18 000 00**	**0 00**	**0 00**	**0 00**
NEW YORK						
Columbia University 202 Low Memorial Library New York New York 10027						
for use by its Mailman School of Public Health for a policy development and ad ocacy project to mobili e resources to fight AIDS under the direction of the Special Envoy for AIDS in Africa of the United Nations Secretary General	**0 00**	**300 000 00**	**125 000 00**	**0 00**	**0 00**	**175 000 00**
for use by its Mailman School of Public Health for a project entitled An Oral History of Doctors and Nurses Facing the South African AIDS Epidemic	**0 00**	**30 000 00**	**30 000 00**	**0 00**	**0 00**	**0 00**

PROGRAM COUNTRY US STATE Grantee Name(s) Person(s) or Institution(s) Purpose	UNEXPENDED BALANCE AS OF 01-Jan 2004	APPROVED IN 2004	NET EXPENDITURES AS OF Dec 2004	LAPSES (incl cancs & recens) IN 2004	REVERSIONS (incl cancs & recens) IN 2004	UNEXPENDED BALANCE AS OF Dec 2004
HEALTH EQUITY						
UNITED STATES						
NEW YORK						
Columbia University						
for use by its Mailman School of Public Health toward the costs of an initiative that builds on existing programs to p e e t mother to child transmission of HIV by p o idi g treatment for HIV/AIDS to I fected mothers a d their infected children	2 000 000 00	0 00	2 000 000 00	0 00	0 00	0 00
for use by its Mailman School of Public Health toward the costs of an initiative that builds on existing programs to p e t moth to hild t a smission of HIV by pro idi g tr atme t for HIV/AIDS to infected mothers and their infected children	4 000 000 00	0 00	0 00	0 00	0 00	4 000 000 00
Family Care International Inc 588 Broadw y Suite 503 N w York New York 10012						
toward the costs of a publication documenting progress countries have made in achieving the goals set with respect to HIV/AIDS and other reproductive health indicators at the 1994 International Conference on Population and Development	0 00	50 000 00	50 000 00	0 00	0 00	0 00
Gay Men s Health Crisis Inc The Tisch Building 119 West 24th Street New York New Yo k 10011 1913						
tow d the cost of a workshop in collaboratio with Project I form the Joi t Clinical Resea ch Centre Kampala and U S government health agencies, on monitoring and diagnostic tools for the management of antiretroviral therapy in resource poor settings held in Washington D C No ember 2001	0 00	0 00	-46 015 00	46 015 00	0 00	0 00
Institute of International Education Inc 809 United Nations Plaza New York New York 10017 3580						
to enable the inaugural cohort of the Fulbright New Century Scholars Program to participate in an orientation and goal setting session on this year s research theme Challenges of Health in a Borderless World held at the Bellagio Study and Conference Center Fall 2001	0 00	0 00	3 892 48	3 892 48	0 00	0 00
International AIDS Vaccine Initiati e 110 William Street New York New York 10038 3901						
in general support of its mission to ensure the de elopment of safe effecti e accessible preventi e HIV vaccines for use throughout the world	0 00	500 000 00	0 00	0 00	0 00	500 000 00

PROGRAM COUNTRY US STATE Grantee Name(s) Person(s) or Institution(s) Purpose	UNEXPENDED BALANCE AS OF 01-Jan 2004	APPROVED IN 2004	NET EXPENDITURES AS OF Dec 2004	LAPSES (incl cancs & recens) IN 2004	REVERSIONS (incl cancs & recens) IN 2004	UNEXPENDED BALANCE AS OF Dec 2004
HEALTH EQUITY						
UNITED STATES						
NEW YORK						
International Trachoma Initiative Inc 441 Lexington Avenue Suite 1101 New Yo k New Yo k 10017 3910						
to study the distrib tion of t achoma i Ta ania and Vietnam si g an eq ity based analysis a d to implement the lessons lea ed in order to impro e trachoma control in the 13 co tries in which the initiati e operates	**150 000 00**	**0 00**	**150 000 00**	**0 00**	**0 00**	**0 00**
New York University 70 Washington Square South 12th Floor New York New York 10012						
to enable its Wagner Graduate School of Public Service to coordi ate the acti ities of a network of global institutions concerned with strengthening the workforces of national health systems especially in de eloping countries	**0 00**	**350 000 00**	**0 00**	**0 00**	**0 00**	**350 000 00**
The Gl bal Allia ce fo TB D g De el pme t I 80 Broad Street 31st floor New York New York 10004						
in general support of its efforts to develop new more effective medicines to treat tuberculosis that will be affordable and available in developing countries	**0 00**	**7 000 000 00**	**3 500 000 00**	**0 00**	**0 00**	**3 500 000 00**
The Population Council Inc One Dag Hammarskjold Pla a New York New York 10017						
to support the assignment of a Resident Senior Fellow to the Navrongo Health Research Centre to provide full time direction to an adolescent reproductive health research study in the Kassena Nankana District of Ghana	**78 269 00**	**0 00**	**38 416 00**	**0 00**	**0 00**	**39 853 00**
William Alan Muraskin 250 West 94th Street Apt 9E New York New York 10025						
to document the Rockefeller Foundation s role in the creation of public pri ate partnerships to de elop drugs vaccines and microbicides to address diseases of the poor in developing countries	**0 00**	**50 000 00**	**50 000 00**	**0 00**	**0 00**	**0 00**
NORTH CAROLINA						
Duke Uni ersity Box 90001 Durham North Carolina 27708 0340						
to enable its Sanford Institute of Public Policy to establish a program on global health and technology access that will focus on harnessing knowledge to improve the health of the poor	**0 00**	**450 000 00**	**225 000 00**	**0 00**	**0 00**	**225 000 00**

PROGRAM COUNTRY US STATE Grantee Name(s) Person(s) or Institution(s) Purpose	UNEXPENDED BALANCE AS OF 01-Jan 2004	APPROVED IN 2004	NET EXPENDITURES AS OF Dec 2004	LAPSES (Incl cancs & recens) IN 2004	REVERSIONS (Incl cancs & recens) IN 2004	UNEXPENDED BALANCE AS OF Dec 2004
HEALTH EQUITY						
UNITED STATES						
PENNSYLVANIA						
Thomas Jefferson University 11th and Walnut Streets Philadelphia Pennsylvania 19107						
to further de elop the capacity of the Global Network for Perinatal and Reproductive Health and to support a multi-center study of perinatal infections	**214 575 00**	**0 00**	**214 575 00**	**0 00**	**0 00**	**0 00**
VERMONT						
Global Health Council Inc 20 Palmer Court White Ri er Junctio Vermont 05001						
In ge eral support of its efforts to impro e eq ity in global health	**0 00**	**80 000 00**	**80 000 00**	**0 00**	**0 00**	**0 00**
Journal of Public Health Policy Inc 180 Flynn Avenue Suite #3 B li gto Vermo t 05401						
for a project in collaboration with the World Health Organization to capture and disseminate the lessons learned from the International Health Research Awards	**82 250 00**	**0 00**	**82 250 00**	**0 00**	**0 00**	**0 00**
VIRGINIA						
The HealthStore Foundation 113 South Columbus Street Suite 305 Alexandria Virginia 22314						
to test in Nairobi a model pri ate sector franchise approach to improve health care for poor people in sub Saharan Africa	**0 00**	**145 400 00**	**93 950 00**	**0 00**	**0 00**	**51 450 00**
WASHINGTON						
PATH (Program for Appropriate Technology in Health) 1455 NW Leary Way Seattle Washington 98107						
toward the costs of analy ing barriers to using the DOTS tuberculosis treatment strategy in Kenya and exploring ways to enhance equity in its delivery	**0 00**	**50 000 00**	**50 000 00**	**0 00**	**0 00**	**0 00**
GENERAL FOUNDATION ADMINISTERED PROJECTS						
for a consultancy to assess progress problems and potential in relation to public/private partnerships in international public health especially with respect to microbicide development	**77 999 72**	**0 00**	**63 390 62**	**0 00**	**0 00**	**14 609 10**

PROGRAM COUNTRY US STATE Grantee Name(s) Person(s) or Institution(s) Purpose	UNEXPENDED BALANCE AS OF 01-Jan 2004	APPROVED IN 2004	NET EXPENDITURES AS OF Dec 2004	LAPSES (Incl cancs & recens) IN 2004	REVERSIONS (Incl cancs & recens) IN 2004	UNEXPENDED BALANCE AS OF Dec 2004
HEALTH EQUITY						
GENERAL FOUNDATION ADMINISTERED PROJECTS						
for a meeting orga l ed in collaboration with The La cet o the challenges a d opportunities facing the World Health Organi ation du ing a time of leade ship tra sitio to be held at the Bellagio Study and Co ference Ce te May 2003	18 551 03	0 00	0 00	18 551 03	0 00	0 00
for activities to improve the management of intellectual property rights in health research and development so that new prod cts will be a ailable to poor people i de elopi g cou tries	87 450 00	0 00	87 450 00	0 00	0 00	0 00
fo an l atio of th Fo d tio s p og mming st ategy u d Ha e si g the New Scie ces	50 000 00	0 00	28 985 44	0 00	0 00	21 014 56
for consultancies in connection with the area of work entitled: Harnessing the New Sciences	14 173 98	0 00	5 272 60	0 00	0 00	8 901 38
for consultancies in connection with the Foundation s Trading Tobacco for Health program in Southeast Asia	100 000 00	0 00	0 00	0 00	0 00	100 000 00
for e plorations leading to the formulation of a program strategy on se uality gender and reproducti e health in Southeast Asia	768 97	0 00	1 626 81	857 84	0 00	0 00
fo f rthe developme t of a Fou dation f dl g st ategy for HIV/AIDS pre ention i sub Saharan Africa	159 665 00	0 00	159 665 00	0 00	0 00	0 00
fo meetings and consultancies associated with de eloping a Rockefeller Foundation AIDS pre entio strategy in sub Saharan Africa	93 497 63	0 00	44 707 18	0 00	0 00	48 790 45
for meetings and consultancies associated with developing a Rockefeller Foundation funding strategy for HIV/AIDS prevention and care in sub Saharan Africa and Southeast Asia	250 000 00	0 00	198 540 00	0 00	0 00	51 460 00
for meetings and consultancies to mobilize resources for health product development public pri ate partnerships and to disseminate an evaluation of Foundation programming under Harnessing the New Sciences	0 00	135 000 00	63 343 84	0 00	0 00	71 656 16
for meetings, consultancies and other acti ities associated with developing a Rockefeller Foundation AIDS prevention strategy for transboundary populations in the Greater Mekong Sub region	101 025 12	0 00	57 719 93	0 00	0 00	43 305 19
in support of an international workshop to bring together leaders in the areas of HIV/AIDS malaria and tuberculosis to discuss the knowledge base and strategies that are needed to ensure that interventions to control these diseases also work toward i creasing health equity held at the Bellagio Study and Conference Center November 2001	6 026 19	0 00	0 00	6 026 19	0 00	0 00

PROGRAM COUNTRY US STATE Grantee Name(s) Person(s) or Institution(s) Purpose	UNEXPENDED BALANCE AS OF 01-Jan 2004	APPROVED IN 2004	NET EXPENDITURES AS OF Dec 2004	LAPSES (Incl cancs & ece s) IN 2004	REVERSIONS (Incl cancs & recens) IN 2004	UNEXPENDED BALANCE AS OF Dec 2004
HEALTH EQUITY						
GENERAL FOUNDATION ADMINISTERED PROJECTS						
in support of the establishment of a global drug facility to ensure equitable access to a d efficient procurement of TB dr gs	231 834 24	0 00	15 000 00	0 00	0 00	216 834 24
to assess pharmaceutical procurement practices in sub Saharan Africa and the regulatory environment affecting drug access and quality particularly for HIV/AIDS	117 110 00	0 00	96 685 00	20 425 00	0 00	0 00
to begin an exploration on human resources for health	182 656 70	0 00	66 495 00	0 00	0 00	116 161 70
to complete an exploration on human resources for health	0 00	300 000 00	189 212 50	0 00	0 00	110 787 50
to continue a study of the feasibility of a public pri ate partnership to accelerate the development of a dengue vaccine for poor children	18 352 30	0 00	0 00	18 352 30	0 00	0 00
to continue planning for the creation of a center for the management of intellectual property rights in health research and development for the public good	42 207 99	0 00	8 387 86	0 00	0 00	33 820 13
to co tinue planning fo the c eation of a center for the management of intellectual property rights in health research and development for the public good	24 526 68	0 00	0 00	0 00	0 00	24 526 68
to design an audit of the supply of and demand for public health professionals worldwide	14 654 93	0 00	0 00	14 654 93	0 00	0 00
to develop a conceptual framework and to explore the feasibility of creating regional knowledge resource centers to strengthen public health training and research initiatives in East and southern Africa	31 975 77	0 00	0 00	31 975 77	0 00	0 00
to disseminate in France and West Africa the French language edition of a summary report on prospects for the development of vaginal microbicides that protect against HIV and other sexually transmitted diseases	8 733 62	0 00	0 00	8 733 62	0 00	0 00
To explore l novati e ways includi g public/private partnerships to accelerate the de elopment of vaccines and immuni ations for use in developing countries	46 879 88	0 00	0 00	0 00	0 00	46 879 88
to explore innovative ways including public/private partnerships to accelerate the development of vaccines and immunizations for use in de eloping countries	54 621 15	0 00	54 621 15	0 00	0 00	0 00
to explore models of philanthropy for tobacco control with a particular focus on Southeast Asia	13 527 03	0 00	0 00	13 527 03	0 00	0 00

PROGRAM COUNTRY US STATE Grantee Name(s) Person(s) or Institution(s) Purpose	UNEXPENDED BALANCE AS OF 01-Jan 2004	APPROVED IN 2004	NET EXPENDITURES AS OF Dec 2004	LAPSES (incl ca cs & recens) IN 2004	REVERSIONS (incl ca cs & recens) IN 2004	UNEXPENDED BALANCE AS OF Dec 2004
HEALTH EQUITY						
GENERAL FOUNDATION ADMINISTERED PROJECTS						
to e plore new st ategic directions for Harnessing the New Sciences following a recent evaluation of this area of work	0 00	250 000 00	199 452 63	0 00	0 00	50 547 37
to explore opportunities for a redirected strategy against HIV/AIDS especially with respect to AIDS care research to help the poor and excluded in sub Saharan Africa	29 226 09	0 00	2 336 75	0 00	0 00	26 889 34
to explore the feasibility of creating an inte ational consortium to facilitate the management of intellectual property rights in health for the public good	14 597 52	0 00	0 00	14 597 52	0 00	0 00
to e plore the feasibility of transferring a novel vaccine production technology to developing countries where rabies and dengue are endemic	18 420 90	0 00	0 00	18 420 90	0 00	0 00
to explore the opportunities for a redirected strategy against HIV/AIDS and its impact on the lives of the poor and excluded	58 909 36	0 00	3 337 00	0 00	0 00	55 572 36
to explore various approaches for effective t ansition from tobacco to other sustainable li elihoods in de eloping countries in Asia	66 855 39	0 00	16 460 35	6 539 20	0 00	43 855 84
to e plore in part e ship with th Global Alli e fo V ccl s d imm l atio in o ati e ways to accel ate the de elopment of vaccines and immuni ations for use in de eloping cou tries	133 161 53	0 00	0 00	133 161 53	0 00	0 00
to foster an African led dialogue on AIDS care in resource poor settings in sub Saharan Africa	94 541 25	0 00	22 277 25	0 00	0 00	72 264 00
to help ensure the sustainability of product de elopment partnerships initiated under the Foundation s Harnessi g the New Sciences area of work and to explore the capacity of developing co ntries to de elop essential new products for the poo	0 00	398 000 00	0 00	0 00	0 00	398 000 00
to plan the next phase of Foundation grantmaking in human resources for health	0 00	350 000 00	0 00	0 00	350 000 00	0 00
to publish French and Spanish language editions of a summary report on prospects for the development of vaginal microbicides that protect against HIV a d other sexually transmitted diseases	1 062 00	0 00	0 00	1 062 00	0 00	0 00
to support the costs of the media and launch stategies for the book Challenging Inequities in Health: From Ethics to Action	24 405 10	0 00	0 00	24 405 10	0 00	0 00

PROGRAM COUNTRY US STATE Grantee Name(s) Person(s) or Institution(s) Purpose	UNEXPENDED BALANCE AS OF 01-Jan 2004	APPROVED IN 2004	NET EXPENDITURES AS OF Dec 2004	LAPSES (Incl cancs & recens) IN 2004	REVERSIONS (Incl cancs & recens) IN 2004	UNEXPENDED BALANCE AS OF Dec 2004
HEALTH EQUITY						
GENERAL FOUNDATION ADMINISTERED PROJECTS						
to s pport the final stages of p od cing and p blishi g the book Challe ging Inequities I Health F om Ethics to Action	2 187 60	0 00	0 00	2 187 60	0 00	0 00
toward the costs of a stocktaking exercise to inform strategies for strengthening the equity orientation of global health initiatives	94 942 50	0 00	81 054 15	0 00	0 00	13 888 35
toward the costs of developing a Foundation funding strategy for HIV/AIDS prevention in sub Saharan Africa and So th t Asi	0 00	227 000 00	61 341 47	0 00	165 658 53	0 00
toward the costs of de eloping a sexual health initiative as part of the Foundation s Rising to the Challenge of AIDS area of work	218 858 38	0 00	17 012 27	0 00	0 00	201 846 11
towa d the costs of engaging consultants to e plore models of collecti e management of intellectual property and holding a meeting at the Bellagio Study and Conference Center on this topic No ember 2002	305 209 61	0 00	259 35	0 00	304 950 26	0 00
toward the costs of facilitating the activities of six Foundation working groups focused on building human resources for health	663 574 78	0 00	650 814 02	0 00	0 00	12 760 76
TOTAL: 220 HEALTH EQUITY	28 880 844 59	27 557 325 00	30 848 920 77	794 031 33	879 574 79	23 915 642 70

PROGRAM COUNTRY US STATE Grantee Name(s) Person(s) or Institution(s) Purpose	UNEXPENDED BALANCE AS OF 01-Jan 2004	APPROVED IN 2004	NET EXPENDITURES AS OF Dec 2004	LAPSES (Incl cancs & recens) IN 2004	REVERSIONS (incl cancs & recens) IN 2004	UNEXPENDED BALANCE AS OF Dec 2004
HEALTH SCIENCES						
AUSTRALIA						
University of Melbourne Fitzroy Victona Australia						
for use by its Ce tre for C ltural St dies in Health to orga i e an international conference in conjunction with the Ministry of Health Vietnam entitled Equity Oriented Strategies for Health Care in Vietnam	**3 902 00**	**0 00**	**0 00**	**0 00**	**3 902 00**	**0 00**
BANGLADESH						
International Centre for Diarrhoeal Disease Research Bangladesh GPO Box 128 Dhaka 1000 Banglade h						
for use by its Centre for Health and Population Research for a collaborative project to develop a health equity *monitoring system* in Bangladesh as part of the Equity Gauge initiati e	**49 986 00**	**0 00**	**49 986 00**	**0 00**	**0 00**	**0 00**
BRAZIL						
Instituto B asileiro de Defesa do Co sumidor Rua Dr Costa Junior 356 Sao Paulo SP 05002 000 Brazil						
as an International Health Research Award to support a collaborative partnership to improve health in Brazil and Latin America by strengthening cons mer action through research and knowledge generation	**0 00**	**0 00**	**986 99**	**0 00**	**986 99**	**0 00**
Uni ersidade Federal do Rio de Ja ei o A Brig Trompowski s/n Cidade Universitána Ilha do Fundão CP 68536, 21949 900 Rio de Janeiro Bra il						
for core support of its *Clinical Epidemiology Unit*	**10 000 00**	**0 00**	**10 000 00**	**0 00**	**0 00**	**0 00**
INDIA						
Society for Education Action and Research in Community Health Shodh G am P O & Dist Gadchiroli (Maharashtra) Gadchi oli 442 605 I dia						
for the writing publication and dissemination of research papers on reproductive and child health and institutional capacity building	**15 500 00**	**0 00**	**15 500 00**	**0 00**	**0 00**	**0 00**

PROGRAM COUNTRY US STATE Grantee Name(s) Person(s) or Institution(s) Purpose	UNEXPENDED BALANCE AS OF 01 Jan 2004	APPROVED IN 2004	NET EXPENDITURES AS OF Dec 2004	LAPSES (incl cancs & recens) IN 2004	REVERSIONS (incl cancs & recens) IN 2004	UNEXPENDED BALANCE AS OF Dec 2004
HEALTH SCIENCES						
SRI LANKA						
Institute of Policy Studies of Sri Lanka 99 St Michael s Road Colombo 3 S i La ka						
as an International Health Research Award to support a collaborative partnership to strengthen health systems reform in the Asia Pacific region within the National Health Accounts framework	**34 852 00**	**0 00**	**25 000 00**	**0 00**	**0 00**	**9 852 00**
SWITZERLAND						
World Health Organi atio 20 Avenue Appia CH 1211 Geneva 27 Switzerland						
for a meeting i Bellagio Italy on aging health and development	**0 00**	**0 00**	**19 865 96**	**19 865 96**	**0 00**	**0 00**
I support of its intercluster vaccine research initiative aimed at consolidating vaccine research and development efforts into a single entity	**4 247 96**	**0 00**	**0 00**	**0 00**	**4 247 96**	**0 00**
to enable the Division of Family Health to convene a study group on programming for adolescent health	**0 00**	**0 00**	**1 650 00**	**1 650 00**	**0 00**	**0 00**
to support the transition activities of its Children s Vaccine Initiative	**25 332 00**	**0 00**	**0 00**	**0 00**	**25 332 00**	**0 00**
TANZANIA						
Af ica Midwi es Resea ch N two k P O Box 65004 Dar es Salaam Tan ania						
as an Inte atio al Health Research Award fo s pport of a collaborative partnership to strengthe resea ch skills and opportunities among midwives in Africa	**0 00**	**0 00**	**10 853 00**	**0 00**	**10 853 00**	**0 00**
UGANDA						
Makerere University P O Box 7062 Kampala Uganda						
for a workshop on The Training of Trainers in Problem Based Learning Methodology for the Public Health Schools Without Walls Initiative	**1 623 00**	**0 00**	**0 00**	**0 00**	**1 623 00**	**0 00**

PROGRAM COUNTRY US STATE Grantee Name(s) Person(s) or Institution(s) Purpose	UNEXPENDED BALANCE AS OF 01-Jan 2004	APPROVED IN 2004	NET EXPENDITURES AS OF Dec 2004	LAPSES (incl cancs & recens) IN 2004	REVERSIONS (incl cancs & recens) IN 2004	UNEXPENDED BALANCE AS OF Dec 2004
HEALTH SCIENCES						
UGANDA						
Makerere University **fo use by its I stit te of P blic Health to e able g ad ate stude ts in its Master s in P blic Health prog am to participate i the INCLEN XVI global meeting in Bangkok Thailand Ma ch 1 5 1999**	5 400 00	0 00	0 00	0 00	5 400 00	0 00
Ministry of Finance Planning and Economic De elopment Uganda P O Box 2666 Kampala Uganda **fo acti ities by its Pop lation Secretariat to co tinue buildi g capacity at the dist ict and sub county le els to coll ct a aly e nd tili e i formation nd d ta abo t adolesce t reprod cti health for local prog am development and implementation and to build capacity at the Secretariat for national policy analysis and coordination**	349 00	0 00	0 00	0 00	349 00	0 00
VIETNAM						
Hanoi School of Public Health 138 Giang Vo Ba dinh Hanoi Vietnam **for continued support of its public health schools without walls program acti ities**	49 111 58	0 00	0 00	0 00	49 111 58	0 00
for conti ued support of its public health schools without walls program acti ities	93 804 73	0 00	0 00	93 804 73	0 00	0 00
ZIMBABWE						
Uni ersity of Zimbabwe P O Box MP 167 Mount Pleasant Harare Zimbabwe **for continued support of its P blic Health School Without Walls Master s of Public Health training program**	5 000 00	0 00	0 00	0 00	5 000 00	0 00
for continued support of its Public Health Schools Without Walls Master s of Public Health training program	12 267 25	0 00	0 00	0 00	12 267 25	0 00
for core support of its Clinical Epidemiology Unit	12 500 00	0 00	0 00	0 00	12 500 00	0 00
In support of a field supervisors workshop organized by its Public Health Schools Without Walls Master of Public Health training program	1 153 00	0 00	0 00	0 00	1 153 00	0 00

PROGRAM COUNTRY US STATE Grantee Name(s) Person(s) or Institution(s) Purpose	UNEXPENDED BALANCE AS OF 01-Jan 2004	APPROVED IN 2004	NET EXPENDITURES AS OF Dec 2004	LAPSES (incl cancs & recens) IN 2004	REVERSIONS (incl cancs & recens) IN 2004	UNEXPENDED BALANCE AS OF Dec 2004
HEALTH SCIENCES						
ZIMBABWE						
University of Zimbabwe						
In support of its Public Health Schools Without Walls Master of Public Health training program	29 031 00	0 00	0 00	0 00	29 031 00	0 00
to continue support for the Master Of Public Health Training Program under the auspices of the public health schools without walls initiative	3 339 94	0 00	0 00	0 00	3 339 94	0 00
to enable the management module coordinator of its master s of public health program to participate in a workshop focused on using burden of disease and cost-effecti eness to define atio l cont ol p lorities and essential packages of care	550 00	0 00	0 00	0 00	550 00	0 00
UNITED STATES						
LOUISIANA						
Tulane Uni ersity 6823 St Charles Ave ue New Orlea s Louisia a 70118						
for use by its Medical Center to complete support of a pilot project on the use of cyclops and copepods for Aedes Aegypti control	0 90	0 00	0 00	0 00	0 90	0 00
GENERAL FOUNDATION ADMINISTERED PROJECTS						
for a Foundation administered project for the editing and other costs associated with publishing a volume on Global Dimensions of Health Equity	48 412 58	0 00	0 00	0 00	48 412 58	0 00
for a Fo ndation administered project for the editing a d other costs associated with publishing a volume on Global Dimensions of Health Equity	5 640 62	0 00	0 00	0 00	5 640 62	0 00
for a meeting of the Global Health Equity Initiati e country case study and conceptual working groups	6 598 28	0 00	0 00	6 598 28	0 00	0 00
fo the costs asso i t d with a omp he l p rticipatory eval atio of th P blic Health Schools Witho t Walls (PHSWOW) program	15 477 63	0 00	0 00	0 00	15 477 63	0 00
supplemental funding for the comprehensive evaluation of the Public Health Schools Without Walls (PHSWOW) program to enable the evaluators to further network development and to facilitate internal evaluations of the programs in Zimbabwe Uganda Ghana and Vietnam	43 552 38	0 00	14 172 69	0 00	29 379 69	0 00
TOTAL: 29 HEALTH SCIENCES	477 631 85	0 00	81 302 74	121 918 97	264 558 14	9 852 00

PROGRAM COUNTRY US STATE Grantee Name(s) Person(s) or Institution(s) Purpose	UNEXPENDED BALANCE AS OF 01-Jan 2004	APPROVED IN 2004	NET EXPENDITURES AS OF Dec 2004	LAPSES (Incl cancs & recens) IN 2004	REVERSIONS (Incl cancs & recens) IN 2004	UNEXPENDED BALANCE AS OF Dec 2004
INTERPROGRAM CENTERS						
UNITED STATES						
MASSACHUSETTS						
Boston University 121 Bay State Road Bosto Massachusetts 02215						
toward the costs of activities to enhance a conference New Frontier in Middle East Security to be held at the Bellagio Center from June 24 to 28 1996	**230 62**	**0 00**	**0 00**	**0 00**	**230 62**	**0 00**
TOTAL: 1 INTERPROGRAM CENTERS	**230 62**	**0 00**	**0 00**	**0 00**	**230 62**	**0 00**

PROGRAM COUNTRY US STATE Grantee Name(s) Person(s) or Institution(s) Purpose	UNEXPENDED BALANCE AS OF 01 Jan 2004	APPROVED IN 2004	NET EXPENDITURES AS OF Dec 2004	LAPSES (Incl cancs & recens) IN 2004	REVERSIONS (Incl cancs & recens) IN 2004	UNEXPENDED BALANCE AS OF Dec 2004
NORTH AMERICA REGIONAL PROGRAM						
CANADA						
York University 4700 Keele St Ontario Toronto M3J 1P3 Canada						
for use by its Centre for Research on Latin America and the Caribbean toward the costs of follow up activities to expand the impact of its international conference International Migration in the Americas: Emerging Issues held in Toronto Canada September 2003	**10 000 00**	**0 00**	**10 000 00**	**0 00**	**0 00**	**0 00**
MEXICO						
Centro de Estudios Fronterizos y de Promocion de los Derechos Humanos A C Zaragoza 650 3er Piso Despacho 13 Centro Reynosa Tamaulipas 88500 Me ico						
toward the costs of a documentary on migration between Mexico and the United States	**15 000 00**	**0 00**	**15 000 00**	**0 00**	**0 00**	**0 00**
Centro de In estigación y Docencia Económicas A C Apartado Postal 10 883 Me ico City 01210 Me ico						
towa d the o t of s a ch p oj t to as th impacts of M xi o s H ma D elopme t Prog am Oportunidades o po erty and migration in Mexico	**50 000 00**	**0 00**	**50 000 00**	**0 00**	**0 00**	**0 00**
Centro de Investigaciones y Estudios Superiores en Antropologia Social Juare No 87 Col Tlalpan Apartado Postal 22 048 Me ico City 14000 M ico						
In support of its project to generate a knowledge platform to understand better the dynamics of transnational communities resulting from massive migration from Mexico to the U S focused in particular on the Veracruz region	**0 00**	**50 000 00**	**0 00**	**0 00**	**0 00**	**50 000 00**
El Colegio de la Frontera Norte A C Blvd Abelardo L Rodríque 2925 Zona del Río C P 22320 Tijuana B C Me ico						
for the costs of research to analyze the role of Mexican women of indigenous origin in the transnational communities of the Guerrero Los Angeles circuit	**6 300 00**	**0 00**	**6 300 00**	**0 00**	**0 00**	**0 00**

PROGRAM COUNTRY US STATE Grantee Name(s) Person(s) or Institutio (s) *Purpose*	UNEXPENDED BALANCE AS OF 01-Jan 2004	APPROVED IN 2004	NET EXPENDITURES AS OF Dec 2004	LAPSES (Incl cancs & recens) IN 2004	REVERSIONS (Incl cancs & recens) IN 2004	UNEXPENDED BALANCE AS OF Dec 2004
NORTH AMERICA REGIONAL PROGRAM						
MEXICO						
Grupo Interdisciplinario sobre Mujer Trabajo y *Pobreza A C* Hilano Pére de León #80 Col Niños Héroes de Chapultepec Mexico City Mexico						
toward the costs of a competitive research program to investigate the impact of remittances from family members in the United States on indigenous women living in poverty in Mexico	0 00	100 000 00	50 000 00	0 00	0 00	50 000 00
Instituto Tecnológico de Oaxaca A l g Vict B a o Ah ja N 125 Esq Calz Tecnológico Oaxaca 68030 Me ico						
In support of its project to generate a knowledge platform to understand better the dynamics of transnational commu ities resulting from massi e migration f om Me ico to the U S focused in particular on the i digenous Oaxaca region	0 00	100 000 00	0 00	0 00	0 00	100 000 00
Red de Comunicadores Boca de Polen A C Calzada Roberta No 36 Col 31 de marzo San Cristóbal Las Casas Chiapas Me ico						
toward the costs of an educatio al kit about the links among international trade sustainable agriculture local knowledge and migration to be distributed to indigenous and peasants organi ations in Mexico and Central America	10 500 00	0 00	10 500 00	0 00	0 00	0 00
Red Internacional de Migracion y Desarrollo Apartado Postal 3 138 *Zacatecas 98064 Mexico*						
In support of a project to generate a knowledge platform to better understand the dy amics of transnational communities resulting from massive migration from Mexico to the U S	0 00	250 000 00	152 500 00	0 00	0 00	97 500 00
Universidad Autonoma de Zacatecas Apartado Postal 3 138 Zacatecas 98064 Me ico						
I support of its p oject to generate a knowledge platform to understand better the dynamics of transnational communities resulting from massi e migration from Mexico to the U S focused in particular on the Zacatecas region	0 00	240 000 00	240 000 00	0 00	0 00	0 00

PROGRAM COUNTRY US STATE Grantee Name(s) Person(s) or Institution(s) Purpose	UNEXPENDED BALANCE AS OF 01 Jan 2004	APPROVED IN 2004	NET EXPENDITURES AS OF Dec 2004	LAPSES (incl cancs & recens) IN 2004	REVERSIONS (incl cancs & recens) IN 2004	UNEXPENDED BALANCE AS OF Dec 2004
NORTH AMERICA REGIONAL PROGRAM						
MEXICO						
Universidad Autonoma Metropolitana Iztapalapa C P 09340 Iztapalapa D F Me ico						
In support of its project to generate a knowledge platform to understand better the dynamics of transnational communities resulting from massive migration from Mexico to the U S focused in particular on the Mixteca region of the state of Oaxaca	**0 00**	**199 900 00**	**199 900 00**	**0 00**	**0 00**	**0 00**
toward the costs of research to analyze the links between social exclusion and citizenship in transnational comm nitl s i Mexi o a d the U S	**95 900 00**	**0 00**	**64 000 00**	**0 00**	**0 00**	**31 900 00**
Universidad Iberoamericana Puebla de la Comunidad Universitaria del Golfo Centro A C Apdo Postal 1436 Puebla 72430 Me ico						
In support of its project to generate a knowledge platform to understand better the dynamics of transnational communities resulting from massive migration from Mexico to the U S focused in particular on the state of Puebla	**0 00**	**150 000 00**	**150 000 00**	**0 00**	**0 00**	**0 00**
toward the costs of translating into Spanish and disseminating the book Immigrants and Schooling: Mexicans in New York	**5 000 00**	**0 00**	**5 000 00**	**0 00**	**0 00**	**0 00**
UNITED STATES						
CALIFORNIA						
California Institute for Rural Studies 221 G Street Suite 204 Da is California 95616 4550						
In support of its project to study the community based nostalgia market system the p oduction distribution and sale of items that ha e special appeal to immigrant pop lations and its potential to impro e li elihoods i migrant sending villages in Mexico	**0 00**	**99 356 00**	**99 356 00**	**0 00**	**0 00**	**0 00**
to translate into Spanish a manuscript on how migrants from Los Haro Zacatecas have created a transnational community in the Napa Valley California	**0 00**	**5 000 00**	**5 000 00**	**0 00**	**0 00**	**0 00**
Centro Binacional para el Desarrollo Indigena Oa aqueño Inc 2014 Tulare Street Suite 223 Fresno California 93721						
toward the costs of capacity building to enable the Center and its Mexican counterparts to respond better to the needs of Mexican indigenous transnational communities	**0 00**	**150 000 00**	**73 815 00**	**0 00**	**0 00**	**76 185 00**

PROGRAM COUNTRY US STATE Grantee Name(s) Person(s) or Instit tion(s) Purpose	UNEXPENDED BALANCE AS OF 01-Jan 2004	APPROVED IN 2004	NET EXPENDITURES AS OF Dec 2004	LAPSES (I cl cancs & recens) IN 2004	REVERSIONS (Incl cancs & rece s) IN 2004	UNEXPENDED BALANCE AS OF Dec 2004
NORTH AMERICA REGIONAL PROGRAM						
UNITED STATES						
CALIFORNIA						
Coalition for Humane Immigrant Rights of Los Angeles 2533 West Third Street Ste 101 Los Angeles Califo ı 90057						
toward the costs of its project the National Day Laborer Organizing Network a coalition of community based organizations whose aim is to improve the lives and working conditions of day laborers in the United States	**0 00**	**150 000 00**	**0 00**	**0 00**	**0 00**	**150 000 00**
Federation of Zacatecan International Benefit Organı ations Inc 1332 North Mill A u Los A geles California 90063						
toward the costs of building its capacity to promote and sustain strategic philanthropic in estment in the state of Zacatecas Mexico	**214 610 00**	**0 00**	**118 470 00**	**0 00**	**0 00**	**96 140 00**
Hispanics in Philanthropy 200 Pine Street Suite 7001 San Francisco Califo nia 94104						
in support of its research project on the potential of mobilizing resources through Mexican hometown associations to community foundations in Mexico	**0 00**	**6 000 00**	**6 000 00**	**0 00**	**0 00**	**0 00**
Mexican American Legal Defense and Educational Fund 634 South Spring Street 11th Floor Los Angeles Califor ia 90014						
toward the costs of a project being undertaken in collaboration with the Council of Mexican Federations of Southern California to raise the leadership capacity of Mexican hometown association leaders based in Southern California	**0 00**	**100 000 00**	**100 000 00**	**0 00**	**0 00**	**0 00**
National Immigration Law Center 3435 Wilshire Boulevard Suite 2850 Los Angeles Califomia 90010						
fo general s pport of its mission to p otect and p omote the rights d opport ities of low i come immig a ts a d their famili s	**0 00**	**150 000 00**	**150 000 00**	**0 00**	**0 00**	**0 00**
Partners for Democratic Change 182 Second Street (Suite 301) San Francisco Califomia 94105						
toward the costs of a capacity building program for tra snational communities in the Chicago area	**0 00**	**98 111 00**	**98 111 00**	**0 00**	**0 00**	**0 00**

PROGRAM COUNTRY US STATE Grantee Name(s) Person(s) or Institution(s) Purpose	UNEXPENDED BALANCE AS OF 01-Jan 2004	APPROVED IN 2004	NET EXPENDITURES AS OF Dec 2004	LAPSES (Incl cancs & recens) IN 2004	REVERSIONS (incl cancs & recens) IN 2004	UNEXPENDED BALANCE AS OF Dec 2004
NORTH AMERICA REGIONAL PROGRAM						
UNITED STATES						
CALIFORNIA						
TransFair USA 1611 Telegraph Avenue Suite 900 Oakland California 94612						
In support of its project to educate and mobilize Mexican immigrant communities in Los Angeles to promote fair trade of products from their communities of origin in an effort to improve livelihoods in those communities	**0 00**	**25 000 00**	**25 000 00**	**0 00**	**0 00**	**0 00**
University of California Los Angeles 405 Hilgard Avenue Bo 951361 Los Angeles California 90095 1361						
toward the costs of a research project to identify immigrant serving organizations in the Los Angeles metropolitan a ea and to analy e their roles in immigrant communities	**0 00**	**190 000 00**	**0 00**	**0 00**	**0 00**	**190 000 00**
WASHINGTON DC						
Center for Strategic and International Studies Inc 1800 K Street N W Washi gton DC 20006						
toward the costs of a book on the accomplishments and shortcomings of the North America Free Trade Agreement during its first ten years and on ways to strengthen the North American community in the future	**5 000 00**	**0 00**	**5 000 00**	**0 00**	**0 00**	**0 00**
Mexico North Research Network Inc 231 F Street NE Washington DC 20002						
toward the costs of a fellowship program designed to promote research by and collaboration among U S and Mexican scholars on the multiple dimensions of transnational communities within the U S Mexico context	**0 00**	**50 000 00**	**50 000 00**	**0 00**	**0 00**	**0 00**
ILLINOIS						
Heartland Alliance for Human Needs and Human Rights 208 South LaSalle Street Suite 1818 Chicago Illinois 60604						
toward the costs of its Enlaces Ame ica p ogram to build the cap city of immigrant comm nity leade s to assume leading roles in domestic and international policy advocacy processes	**0 00**	**100 000 00**	**100 000 00**	**0 00**	**0 00**	**0 00**
INDIANA						
University of Notre Dame Notre Dame Indiana 46566						
toward the costs of conducting with the University of Illinois at Chicago a systematic landscaping of immigrant serving organizations in the Chicago metropolitan area	**0 00**	**172 000 00**	**172 000 00**	**0 00**	**0 00**	**0 00**

PROGRAM COUNTRY US STATE Grantee Name(s) Person(s) or Institution(s) Purpose	UNEXPENDED BALANCE AS OF 01-Jan 2004	APPROVED IN 2004	NET EXPENDITURES AS OF Dec 2004	LAPSES (incl cancs & recens) IN 2004	REVERSIONS (incl cancs & recens) IN 2004	UNEXPENDED BALANCE AS OF Dec 2004
NORTH AMERICA REGIONAL PROGRAM						
UNITED STATES						
NEW YORK						
Baruch College City University of New York One Bernard Baruch Way New York New York 10010						
toward the costs of a research project to determine what roles community based organizations play in the li es of new immigrants in New York City	**0 00**	**171 860 00**	**171 860 00**	**0 00**	**0 00**	**0 00**
Social Science Research Council 810 Se enth A en e New Y k New Yo k 10019						
toward the costs of travel for 11 individuals from developing countries to participate in the conference entitled Collaborati e Writing on Translocal Flows in the Americas ' to be held at the Bellagio Study and Conference Center Italy October 2004	**0 00**	**13 910 00**	**13 910 00**	**0 00**	**0 00**	**0 00**
U S Mexico Foundation for Cultu e Inc c/o Grant Hermann, Schwartz & Klinger LLP 675 Third Avenue Suite 1200 New York New York 10017						
toward the costs of establishing a plastic arts community workshop in San Francisco Cajonos in the state of Oaxaca Me ico to strengthen that transnational community s cultural identity	**0 00**	**45 000 00**	**0 00**	**0 00**	**0 00**	**45 000 00**
toward the costs of its II Forum The Cultural Dimension of Transnational Communities to be held in Oaxaca Mexico August 2004	**0 00**	**83 100 00**	**83 100 00**	**0 00**	**0 00**	**0 00**
NORTH CAROLINA						
Welte Institute for Oa acan St dies Inc 2618 A Battleground Ave # 331 Greensboro North Caroli a 27408						
toward the costs of research to elucidate the links among the crisis of coffee production certification based trade systems and migration flows from Oaxaca and Chiapas	**0 00**	**150 000 00**	**0 00**	**0 00**	**0 00**	**150 000 00**
GENERAL FOUNDATION ADMINISTERED PROJECTS						
for the costs of developing the first phase of the evaluation of the Foundation s North American Transnational Communities program	**0 00**	**250 000 00**	**12 934 61**	**0 00**	**0 00**	**237 065 39**
TOTAL: 35 NORTH AMERICA REGIONAL PROGRAM	**412 310 00**	**3 099 237 00**	**2 237 756 61**	**0 00**	**0 00**	**1 273 790 39**

PROGRAM COUNTRY US STATE Grantee Name(s) Person(s) or Institution(s) Purpose	UNEXPENDED BALANCE AS OF 01-Jan 2004	APPROVED IN 2004	NET EXPENDITURES AS OF Dec 2004	LAPSES (incl cancs & recens) IN 2004	REVERSIONS (incl cancs & recens) IN 2004	UNEXPENDED BALANCE AS OF Dec 2004
POPULATION SCIENCES						
AUSTRALIA						
Australian National University Canberra ACT 0200 Australia						
toward the cost of John C Caldwell s research o a nified theory of fertility decline	**0 00**	**0 00**	**3 837 29**	**0 00**	**3 837 29**	**0 00**
BANGLADESH						
University Research Corporation Ho se No 102, Road No 9A Dhanmondi R/A Dhaka Bangladesh						
for a follow up survey in Bangladesh to learn whether women who expressed an intention to use family planning five years ago ha e used it a d to study the iss es surrounding use and non use of contraception among this populatio	**15 770 00**	**0 00**	**0 00**	**0 00**	**15 770 00**	**0 00**
BURKINA FASO						
Ban a Baya UERD Uni ersity of Ouagadougou Ouagadougou B P 7118 Burkina Faso						
for a study in collaboration with the University of Montreal on the effects of child mortality on fertility preferences and behavior in rural Burkina Faso	**1 221 00**	**0 00**	**0 00**	**0 00**	**1 221 00**	**0 00**
CANADA						
University of Montreal Quebec Montréal Canada						
for research to be conducted in collaboration with the University of Yaounde to test several approaches to improving the reproductive health and health seeking behaviors of adolescents in Cameroon	**183 250 00**	**0 00**	**100 000 00**	**0 00**	**0 00**	**83 250 00**
ENGLAND						
Save the Children Fund 17 Gro e Lane London SE5 8RD England						
for creating and strengthening the psychological and social resources of adolescents in urban Mali	**0 00**	**0 00**	**-46 564 00**	**0 00**	**46 564 00**	**0 00**

PROGRAM COUNTRY US STATE Grantee Name(s) Person(s) or Institution(s) Purpose	UNEXPENDED BALANCE AS OF 01 Jan 2004	APPROVED IN 2004	NET EXPENDITURES AS OF Dec 2004	LAPSES (incl cancs & recens) IN 2004	REVERSIONS (i cl cancs & recens) IN 2004	UNEXPENDED BALANCE AS OF Dec 2004
POPULATION SCIENCES						
INDIA						
Ashish Gram Rachna Trust Distnct Aurangabad 431 121 Pachod Maharasht a India						
for use by its Institute of Health Management Pachod to develop monitor, and evaluate a model reproductive and child health programme through a target free approach in a slum setting in Pune city	**29 370 00**	**0 00**	**29 370 00**	**0 00**	**0 00**	**0 00**
Central Dr g Resea ch Institute Chatta Man ıl Post Box 173 L k w 226 001 I dı						
cloning and expression of filarial antigens for immunodiagnosis of lymphatic filariasis	**5 595 17**	**0 00**	**0 00**	**0 00**	**5 595 17**	**0 00**
PAKISTAN						
Uni ersity of the Punjab 1 Shahrah e al Beruni Lahore 2 Pakıstan						
for a study of expression of BT toxin genes in rice to be undertaken by Biotechnology Career Fellow Prof Sheikh Riazuddin under the direction of Dr Milton P Gordon Department of Biochemistry University of Washington Seattle	**8 546 63**	**0 00**	**0 00**	**0 00**	**0 00**	**8 546 63**
SWITZERLAND						
World Health Organizatio 20 Avenue Appia CH 1211 Geneva 27 Switzerland						
for meetings, collaborative projects and publication costs associated with an implantation research initiative of the Special Programme of Research De elopment and Research Training in Human Reproduction	**63 000 00**	**0 00**	**0 00**	**0 00**	**0 00**	**63 000 00**
for the second phase of activities to be conducted in collaboration with UNICEF and working groups from arious co ntries to design and test ew measures to mo itor and e aluate risk and protecti e factors in adolescent dev lopme t i co try level p og ammi g	**408 200 00**	**0 00**	**408 200 00**	**0 00**	**0 00**	**0 00**
ZIMBABWE						
University of Zimbabwe P O Box MP 167 Mount Pleasant Harare Zimbabwe						
for continued support of its Public Health Schools Without Walls Master s of Public Health training program	**1 456 16**	**0 00**	**0 00**	**0 00**	**1 456 16**	**0 00**

PROGRAM COUNTRY US STATE Grantee Name(s) Person(s) or Institution(s) Purpose	UNEXPENDED BALANCE AS OF 01-Jan 2004	APPROVED IN 2004	NET EXPENDITURES AS OF Dec 2004	LAPSES (i cl cancs & recens) IN 2004	REVERSIONS (i cl ca cs & recens) IN 2004	UNEXPENDED BALANCE AS OF Dec 2004
POPULATION SCIENCES						
ZIMBABWE						
University of Zimbabwe						
In support of its Public Health Schools Without Walls Master of Public Health training program	29 199 00	0 00	0 00	0 00	29 199 00	0 00
Zimbabwe National Family Planning Council P O Box St 220 Southertion Hara e Zimbabwe						
for an Interventio research p oje t to ide tify appropriate effe tive nd replicable models of rep od ctive health services for youth in Zimbabwe	49 51	0 00	0 00	0 00	49 51	0 00
to complete an intervention research project aiming to identify appropriate effective and replicable models of reproductive health services for youth in Zimbabwe	153 866 00	0 00	0 00	0 00	0 00	153 866 00
UNITED STATES						
CALIFORNIA						
Pacific Institute for Women s Health 3450 Wilshire Boulevard Suite 1000 Los Angeles California 90010						
to test community based interventions to prevent unwanted pregnancies, and unsafe abortion and its complications In Kenya In collaboration with the Center for the Study of Adolescence in Nairobi	173 754 00	0 00	173 754 00	0 00	0 00	0 00
MARYLAND						
Johns Hopkins University 3400 North Charles Street Baltimore Maryland 21218						
In support of a research project Vitamin A Supplementation of Breast Feeding Mothers and Neonates at Delivery: Impact on Mother to Child Transmission During Lactation HIV Infection Among Women During Post Partum Year and Infant Mortality	0 00	0 00	35 417 16	0 00	35 417 16	0 00
NEW YORK						
United Nations Population Fund 220 East 42nd Street New York New York 10017						
for the establishment of an ad isory group concerned with implementation of the recommendations made at the International Conference on Population and De elopment	45 534 00	0 00	0 00	0 00	45 534 00	0 00
TOTAL 17 POPULATION SCIENCES	1 118 811 47	0 00	625 505 55	0 00	184 643 29	308 662 63

PROGRAM COUNTRY US STATE Grantee Name(s) Perso (s) or I stitution(s) Purpose	UNEXPENDED BALANCE AS OF 01-Jan 2004	APPROVED IN 2004	NET EXPENDITURES AS OF Dec 2004	LAPSES (Incl cancs & recens) IN 2004	REVERSIONS (Incl cancs & recens) IN 2004	UNEXPENDED BALANCE AS OF Dec 2004
REGIONAL ACTIVITIES						
GENERAL FOUNDATION ADMINISTERED PROJECTS						
toward the costs of a series of meetings to assist in the development of strategy papers for the different components of the Africa program	21 752 65	0 00	0 00	21 752 65	0 00	0 00
toward the costs of a series of workshops seminars analytical case studies and consultancies to help strengthen selected African uni ersities as institutions and to build their capacity to contribute more effectively to national development	95 920 56	0 00	36 760 89	0 00	0 00	59 159 67
toward th osts of facilitati g a dialogue betwee Make ere U i e sity a d the Go e nme t of Uga da to ide tify ways of their working together to meet the training needs elated to the dece trali ation of the uni ersity system in Uganda	18 092 96	0 00	0 00	18 092 96	0 00	0 00
TOTAL 3 REGIONAL ACTIVITIES	135 766 17	0 00	36 760 89	39 845 61	0 00	59 159 67

PROGRAM COUNTRY US STATE Grantee Name(s) Person(s) or Institution(s) Purpose	UNEXPENDED BALANCE AS OF 01-Jan 2004	APPROVED IN 2004	NET EXPENDITURES AS OF Dec 2004	LAPSES (Incl cancs & recens) IN 2004	REVERSIONS (Incl cancs & recens) IN 2004	UNEXPENDED BALANCE AS OF Dec 2004
SOUTHEAST ASIA REGIONAL PROGRAM						
AUSTRALIA						
CARE Australia GPO Box 2014 ACT Canberra Australia						
for use by its CARE In Myanmar project to map the food security situation in Myanmar through a review and analysis of relevant NGO experiences	0 00	0 00	1 987 37	1 987 37	0 00	0 00
CAMBODIA						
Cambodia De elopment Resource Institute 56 Street 315, Tuol Kork (P O Bo 622) Phnom Pe h Cambodia						
to enhance the study of emerging regional trends in the Greater Mekong Sub region through support of research collaboration among institutions in Cambodia Lao PDR Thailand and Vietnam	74 000 00	0 00	74 000 00	0 00	0 00	0 00
to support collaboration among research groups in Cambodia Lao PDR, Thailand and Vietnam in investigating the efficiency of marketing internal agricultural trade and export in the Greater Mekong Sub region	50 000 00	0 00	50 000 00	0 00	0 00	0 00
Cambodian Women for Peace and De elopment Association #23 St 47 S gkat S a Ch k Khan Dau Penh Phnom Penh Cambodia						
for the continuation of an experimental program to strengthen inter country health care and social support systems for Cambodian workers migrating to Thailand	0 00	300 000 00	90 176 00	0 00	0 00	209 824 00
Khema a Ottara Vatei Pagoda National Road # 5 Russey Keo District Mittapheap Village PO Box No 1250 Phnom Penh Cambodia						
to expand a model that integrates gender concerns into the provision of AIDS and sexual health education and services among marginalized communities in Phnom Penh Cambodia	0 00	147 884 00	73 942 00	0 00	0 00	73 942 00

PROGRAM COUNTRY US STATE Grantee Name(s) Person(s) or Institution(s) Purpose	UNEXPENDED BALANCE AS OF 01-Jan 2004	APPROVED IN 2004	NET EXPENDITURES AS OF Dec 2004	LAPSES (Incl cancs & recens) IN 2004	REVERSIONS (Incl cancs & recens) IN 2004	UNEXPENDED BALANCE AS OF Dec 2004
SOUTHEAST ASIA REGIONAL PROGRAM						
CHINA						
Center for Biodiversity and Indigenous Knowledge The First Floor Building B Zho ghua dasha Yanjiadi K nming Yunnan 650034 Chi a						
in support of a multidisciplinary research and learning mobile workshop focused on understanding and predicting land use trends in view of regional development pla s in the uplands of Yunnan Province in China Lao PDR and Thailand	**0 00**	**146 000 00**	**97 335 00**	**0 00**	**0 00**	**48 665 00**
Center for Community Development Studies No 133 Qixiang Road Kunming Yunnan 650032 Chi a						
toward the costs of a p oject aimed at building the capacity of trans boundary upland poor communities of China Laos and Vietnam to impro e their livelihood security by promoting market access and strengtheni g their marketing capability	**28 100 00**	**0 00**	**28 100 00**	**0 00**	**0 00**	**0 00**
Kunming Medical College 191 Western Renmin Road Kunming 650031 China						
to develop a interventio mod l that strengthe s health system capacity and comm nity resilience to cope with health problems primarily HIV/AIDS and other impacts of regional roadway construction in the Greater Mekong Sub region	**43 920 00**	**0 00**	**43 920 00**	**0 00**	**0 00**	**0 00**
Y n an Nationalities U i ersity Kunming Yunnan 650031 China						
toward the costs of a comparati e study on the impact of globali ation regionalization and nationalism of the culture and social systems of selected ethnic groups in the Greater Mekong Sub region	**21 791 00**	**0 00**	**21 791 00**	**0 00**	**0 00**	**0 00**
Yunnan Provincial Museum 118 Wuyi Road Kunming 650032 China						
fo use by its Y nan C lt ral Heritage Resea ch Ce t e l s pport of cross border capacity b ildi g a d networking initiative with a focus on ethnic handmade papermaking among museums and research institutions in Y nnan Pro ince of China Cambodia Lao PDR Thailand and Vietnam	**0 00**	**32 825 00**	**32 825 00**	**0 00**	**0 00**	**0 00**

PROGRAM COUNTRY US STATE Grantee Name(s) Person(s) or Institution(s) Purpose	UNEXPENDED BALANCE AS OF 01-Jan 2004	APPROVED IN 2004	NET EXPENDITURES AS OF Dec 2004	LAPSES (Incl cancs & recens) IN 2004	REVERSIONS (Incl cancs & recens) IN 2004	UNEXPENDED BALANCE AS OF Dec 2004
SOUTHEAST ASIA REGIONAL PROGRAM						
ENGLAND						
Visiting Arts Bloomsbury House 74 44 Great Russell Street London WC1B 3DA England						
In support of a project to research and develop cultural profiles of Vietnam Cambodia and Lao PDR and to train local personnel in research methodology and editorial work	0 00	119 800 00	119 800 00	0 00	0 00	0 00
FRANCE						
Dararith Kim Yeat 5 Montee des Chenes 84100 Vaison la Romaine France						
to undertake research on the relationship between human rights labor and international trade laws in the context of economic integration in the Greater Mekong Sub region	9 600 00	0 00	9 600 00	0 00	0 00	0 00
HONG KONG CHINA						
Asian Migrant Centre 9/F Lee Kong Commercial Building 115 Woo Sung Street Kowloon Hong Kong China						
to continue support for the monitoring and analysis of migration issues needs responses and strategies in the Greater Mekong Sub region and to strengthen the newly established Mekong Migration Network	201 149 00	0 00	101 011 00	0 00	0 00	100 138 00
ITALY						
IPS Inter Press Service International Association Via Panisperna 207 Rome 00184 Italy						
for use by its Regional Office for Asia Pacific in support of the recently launched Our Mekong: A Vision Amid Globalisation media fellowship program on cross border and cross cultural issues in the Greater Mekong S b egio	63 742 00	0 00	63 742 00	0 00	0 00	0 00
In support of its efforts to highlight issues related to AIDS in Southeast Asia through involvement of local journalists in the production of print and electronic media at the XV International AIDS Conference to be held in Bangkok July 2004	0 00	46 980 00	46 980 00	0 00	0 00	0 00

PROGRAM COUNTRY US STATE Grantee Name(s) Person(s) or Institution(s) Purpose	UNEXPENDED BALANCE AS OF 01-Jan 2004	APPROVED IN 2004	NET EXPENDITURES AS OF Dec 2004	LAPSES (Incl cancs & recens) IN 2004	REVERSIONS (I cl cancs & recens) IN 2004	UNEXPENDED BALANCE AS OF Dec 2004
SOUTHEAST ASIA REGIONAL PROGRAM						
KENYA						
International Centre for Research in Agroforestry United Nations A e ue Gigiri P O Bo 30677 Nairobi 00100 Kenya						
for the costs of its research project on upland sustainable productivity in the Greater Mekong Sub region through analysis of the physical social economic and policy environments prevailing in Lao PDR Thailand Vietnam and Y na Provi e Chi a	**0 00**	**310 000 00**	**141 885 00**	**0 00**	**0 00**	**168 115 00**
LAO PDR						
Ministry of Ag ic ltu e a d Forestry Lao PDR P O Bo 811 Vie tia e L o PDR						
for use by its National Agriculture and Forestry Research Institute to explore adaptation and use of extension tools and material by poor farmers in upland communities in Northern Lao PDR	**19 500 00**	**0 00**	**0 00**	**0 00**	**0 00**	**19 500 00**
for use by its National Agriculture and Forestry Research Institute to support human resource development through 20 fellowships to qualified staff of the Lao National Rice Research Program to enter diploma and bachelor of science programs at Lao educational institutions	**21 000 00**	**0 00**	**0 00**	**0 00**	**0 00**	**21 000 00**
to enha ce g l ltu al p od ctivity of upl d fa me s i ce tral Lao PDR thro gh a combination of community seed multiplication and integrated crop management i terve tions already employed successfully in northern Thailand and other parts of Lao PDR	**0 00**	**45 000 00**	**23 500 00**	**0 00**	**0 00**	**21 500 00**
to support the upgrading of agriculture and forestry technical colleges in the Lao People s Democratic Republic	**96 492 00**	**0 00**	**96 492 00**	**0 00**	**0 00**	**0 00**
Mi istry of I fo mation and C ltu e Laos P O Bo 5246 Bdg 100 Nahaidiao Vientiane Lao PDR						
for use by its Institute of Cultural Research to create an electronic databank presenting existing and newly collected data on the li es and cultures of the diverse ethnic groups in Lao PDR	**0 00**	**108 650 00**	**31 056 00**	**0 00**	**0 00**	**77 594 00**
for use by its Institute of Cultural Research to undertake a social impact analysis of increased mobility and its implications for increased HIV transmission and substance abuse in Lao PDR s border areas with China Myanmar and Thailand	**0 00**	**151 262 00**	**43 150 00**	**0 00**	**0 00**	**108 112 00**

PROGRAM COUNTRY US STATE Grantee Name(s) Person(s) or Institution(s) Purpose	UNEXPENDED BALANCE AS OF 01-Jan 2004	APPROVED IN 2004	NET EXPENDITURES AS OF Dec 2004	LAPSES (incl cancs & recens) IN 2004	REVERSIONS (I cl cancs & recens) IN 2004	UNEXPENDED BALANCE AS OF Dec 2004
SOUTHEAST ASIA REGIONAL PROGRAM						
LAO PDR						
National University of Laos P O Bo 7444 Vientiane Lao PDR						
for use by its Faculty of Agriculture to strengthen its teaching capacities in upland agriculture and improve laboratory facilities in consultation with experts from Thai universities	42 500 00	0 00	0 00	0 00	0 00	42 500 00
for use by its Faculty of Medical Sciences in collaboration with leading public health instit tions in Thaila d and Vietnam to develop a community based curriculum for the first ever Master s of Public Health program to be dertaken in Lao PDR	12 220 00	0 00	12 220 00	0 00	0 00	0 00
Thangone Irrigation College Ministry of Agriculture and Forestry P O Box 139 Vientiane Lao PDR						
In support of its project to impro e library services and produce Lao language textbooks and teaching aids for selected subjects relevant to rural development and irrigated agriculture in Lao PDR	0 00	35 000 00	17 500 00	0 00	0 00	17 500 00
to produce local language te tbooks for 33 differe t subjects rele ant to rural development and irrigated agriculture in Lao PDR	20 000 00	0 00	20 000 00	0 00	0 00	0 00
Top Production House PO Box 7405 Vientiane Lao PDR						
toward the production costs of Growing up on the Mekong a series of television episodes to inform Lao youth about emerging socio cultural trends in the Greater Mekong Sub region	95 890 00	0 00	71 920 00	0 00	0 00	23 970 00
PHILIPPINES						
AIDS Society of the Philippines Inc OTM Building No 71 Scout Tuazon Street South Triangle 1103 Q e o City Ma ila 1004 Philippines						
toward the costs of publishing and disseminating at the XV International AIDS Conference to be held in Bangkok July 2004, the results of a study of the role of the media in HIV/AIDS prevention and control in Cambodia Indonesia Lao PDR the Philippines Thailand and Vietnam	0 00	85 730 00	85 730 00	0 00	0 00	0 00

PROGRAM COUNTRY US STATE Grantee Name(s) Person(s) or I stit tion(s) Purpose	UNEXPENDED BALANCE AS OF 01-Jan 2004	APPROVED IN 2004	NET EXPENDITURES AS OF Dec 2004	LAPSES (Incl cancs & recens) IN 2004	REVERSIONS (Incl cancs & recens) IN 2004	UNEXPENDED BALANCE AS OF Dec 2004
SOUTHEAST ASIA REGIONAL PROGRAM						
PHILIPPINES						
International Rice Research Institute DAPO Bo 7777 Metro Ma ila 1301 Philippi es						
to support the development of an education entertainment approach to motivate Vietnamese and Laotian farmers to reduce pesticide use thereby enhancing human and environmental health	**200 000 00**	**0 00**	**100 000 00**	**0 00**	**0 00**	**100 000 00**
Philippi e Ed cational Theater Association 61 Lantana Street B gy Imma l te C pti 1111 Cubao Quezon City Philippines						
in support of its p oject to enhance the capacity of art g oups in the Greater Mekong Sub region to use theater and other art forms for p blic education o AIDS and sexual health	**0 00**	**368 200 00**	**159 150 00**	**0 00**	**0 00**	**209 050 00**
Probe Media Foundation Inc 13 Matipid Street Sikatuna Village Diliman 1101 Q e on City Philippi s						
to co ti ue s pport for the Imaging the Meko g media fellowship program on cross border and cross cultural issues in the Greater Mekong Sub region	**119 782 88**	**0 00**	**119 782 88**	**0 00**	**0 00**	**0 00**
SEASREP Council Inc 20F Escaler Street Loyola Heights Que on City 1108 Philippines						
to s pport an exami atio of the Mekong regio as a socio cult al construct by re iewing rele ant literature and the production of an anthology of origi al writings from a multi disciplinary perspective	**55 567 00**	**0 00**	**55 567 00**	**0 00**	**0 00**	**0 00**
SWITZERLAND						
International Organi ation for Migration 17 route des Morillons C P 71 CH 1211 Geneva Switzerland						
In support of a project to institutionalize disease control measures in Thai immigration detention centers thereby increasing access to HIV/AIDS prevention and TB control among detained migrants	**0 00**	**176 150 00**	**88 075 00**	**0 00**	**0 00**	**88 075 00**

PROGRAM COUNTRY US STATE Grantee Name(s) Person(s) or Institution(s) Purpose	UNEXPENDED BALANCE AS OF 01-Jan 2004	APPROVED IN 2004	NET EXPENDITURES AS OF Dec 2004	LAPSES (incl cancs & recens) IN 2004	REVERSIONS (incl cancs & recens) IN 2004	UNEXPENDED BALANCE AS OF Dec 2004
SOUTHEAST ASIA REGIONAL PROGRAM						
THAILAND						
AIDS ACCESS Foundation 48/282 Center Place Ramkhamhaeng Road Sapan Soong Bangkok 10240 Thailand						
to develop and deli er a regional training institute addressing the prevention care and support needs of people livi g with HIV/AIDS in the Greater Mekong Sub region	50 000 00	0 00	50 000 00	0 00	0 00	0 00
AIDS Network Development Foundation 145/1 Snpoom Rd Muang District Chi ng Mai 50200 Thailand						
for use by its Khon Kaen branch to develop and test HIV prevention intervention models for migrants from Lao PDR living in border provinces	62 956 00	0 00	0 00	0 00	0 00	62 956 00
to further refine and document comprehensive socio medical approaches to HIV/AIDS vulnerability among ethnic minority populations in northern Thailand	0 00	300 000 00	141 800 00	0 00	0 00	158 200 00
Asian Resource Foundation 1562/113 Soi 1/1 Moo Ban Pibul Pracharaj Road Ba gkok 10800 Thaila d						
in continued support of a research fellowship program entitled Islam in Transition in Southeast Asia: A View from Within for young Muslim scholars in the region	0 00	252 030 00	83 530 00	0 00	0 00	168 500 00
to support a research fellowship program e titled Islam in Transition in Southeast Asia A View from Within for young Muslim intellectuals in the region	17 440 00	0 00	17 440 00	0 00	0 00	0 00
Chiang Mai University 239 Huay Kaew Road Muang District Chiang Mai 50002 Thailand						
for use by its Biodiversity and Indigenous Knowledge Studies Center for Research and Sustainable De elopment toward the costs of a project to increase understanding of the impacts of sub regional growth and infrastructural development on changing eco systems and the lives and livelihoods of poor communities in Yunnan Province of China Lao PDR and Thailand	0 00	81 840 00	26 180 00	0 00	0 00	55 660 00
for use by its Regional Center for Social Science and Sustainable Development in support of an experimental exchange program for graduate and postgraduate students and scholars in the Greater Mekong Sub Region to study the cl ill atio and cult e of the Mo and Mon Khmer people of the egion	55 660 00	0 00	27 940 00	0 00	0 00	27 720 00

PROGRAM COUNTRY US STATE Grantee Name(s) Person(s) or Institution(s) Purpose	UNEXPENDED BALANCE AS OF 01-Jan 2004	APPROVED IN 2004	NET EXPENDITURES AS OF Dec 2004	LAPSES (Incl ca cs & recens) IN 2004	REVERSIONS (Incl cancs & recens) IN 2004	UNEXPENDED BALANCE AS OF Dec 2004
SOUTHEAST ASIA REGIONAL PROGRAM						
THAILAND						
Chiang Mai University						
for use by its Regional Center for Social Science a d S stai able De elopme t in support of its efforts to broaden its exchange study program, build institutional linkages across borders and strengthen collaborati e research on the on going regionalization process in the Greater Mekong Sub region	0 00	555 000 00	177 975 00	0 00	0 00	377 025 00
for use by its Social Research Institute to finali e publish and disseminate the results of a comparative study on the impact of globali ation egionali atio and natio alism on the cultures and social systems of selected ethnic groups in the Greater Mekong Sub region	0 00	94 650 00	94 650 00	0 00	0 00	0 00
for use by its Social Research Institute to undertake the first phase of a collaborative study of the tourism ind stry i the G eater Mekong S b region and its multiple impacts on socio economic de elopment cult re a d the environment	0 00	99 500 00	75 000 00	0 00	0 00	24 500 00
for use by its Social Research Institute toward the costs of a comparative study on the impact of globalization regionalization and nationalism on the culture and social systems of selected ethnic groups in the Greater Mekong S b region	13 200 00	0 00	13 200 00	0 00	0 00	0 00
for se by its Unit for Social and E iro mental Resea ch Faculty of Social Sciences toward the costs of a benchmark study of water go ernance in the Greater Mekong Sub region	0 00	20 000 00	20 000 00	0 00	0 00	0 00
Chulalongkorn University 254 Phyathai Road Patumwan Bangkok 10330 Thaila d						
for use by its Faculty of Arts to continue its fellowship program, Weaving the Mekong into Southeast Asia thus enabling fifteen students from Greater Mekong countries to participate in its international master s degree program in Southeast Asia Studies while b ildi g its institutional capacity to undertake programs with a egional scope	0 00	452 820 00	150 940 00	0 00	0 00	301 880 00
for use by its Faculty of Arts to launch a fellowship program Weaving the Mekong into Southeast Asia thus enabling eight students from Greater Mekong countries to participate in its newly established master s degree program in Southeast Asian Studies	117 204 00	0 00	117 204 00	0 00	0 00	0 00
EMPOWER Foundation Co c ete Ho se 57/60 Ti anond Road Nonthaburi 11000 Thailand						
in support of: (1) the participation of Southeast Asian artists in the sixth Asiatopia Performance Art Festi al (2) research on performance art in Southeast Asia and (3) a workshop to assess the past and future of performance art in the region	0 00	50 000 00	50 000 00	0 00	0 00	0 00

PROGRAM COUNTRY US STATE Grantee Name(s) Person(s) or Institution(s) Purpose	UNEXPENDED BALANCE AS OF 01-Jan 2004	APPROVED IN 2004	NET EXPENDITURES AS OF Dec 2004	LAPSES (incl cancs & recens) IN 2004	REVERSIONS (incl cancs & recens) IN 2004	UNEXPENDED BALANCE AS OF Dec 2004
SOUTHEAST ASIA REGIONAL PROGRAM						
THAILAND						
Khon Kaen University 123 Mitararp Road Amphoe Muang Khon Kaen 40002 Thailand						
for use by its Faculty of Agricult re s Office of International Agriculture toward the costs of a training program for selected faculty members of Laotian agricult ral teaching institutions	50 000 00	0 00	44 500 00	0 00	0 00	5 500 00
for use by its Fac lty of Ag ic lture s Office of I te atio al Ag iculture toward the costs of a training program for selected fac lty membe s of th e Laotia ag ic lt al colleg s	15 450 00	0 00	15 450 00	0 00	0 00	0 00
for use by its Office of International Agriculture toward the costs of programs to strengthen research and teaching capabilities of academic staff at Lao universities and promote networking and knowledge sharing among agricultural education institutes in Thailand and Lao PDR	0 00	146 654 00	73 475 00	0 00	0 00	73 179 00
toward the costs of a research project on the links between quality of life and health outcomes of migrants from Lao PDR working in two provinces of northeast Thailand	0 00	87 400 00	38 090 00	0 00	0 00	49 310 00
Maejo U ı ersity Sansai Chiang Mai 50290 Thailand						
for use by its Faculty of Agricultural Production to enable agricultural organizations in Lao PDR Vietnam and Thailand to collaborate in a feasibility study on the potential of upland fisheries development for mountainous poor communities in the Greater Mekong Sub region	28 000 00	0 00	28 000 00	0 00	0 00	0 00
Mahidol Uni ersity 25/25 Puthamolthol Sai 4 Salaya Nakhon Pathom 73170 Thailand						
for use by its Center for Health Policy Studies for a project to undertake regional training research and publication activities contributing to a gender sensiti e approach to sexual health	0 00	614 000 00	90 132 00	0 00	0 00	523 868 00
Mekong Institute Foundation Khon Ken Uni ersity Khon Kaen 40002 Thailand						
for the costs of holding a series of policy summits and preparing the findings for decision makers of the Greater Mekong Sub region	0 00	350 000 00	0 00	0 00	0 00	350 000 00

PROGRAM COUNTRY US STATE Grantee Name(s) Person(s) or Institution(s) Purpose	UNEXPENDED BALANCE AS OF 01-Jan 2004	APPROVED IN 2004	NET EXPENDITURES AS OF Dec 2004	LAPSES (I cl cancs & recens) IN 2004	REVERSIONS (Incl cancs & recens) IN 2004	UNEXPENDED BALANCE AS OF Dec 2004
SOUTHEAST ASIA REGIONAL PROGRAM						
THAILAND						
Pattanarak Foundation 120/3 Wannaying Road Muang Chachoengsao 24000 Thailand						
to develop experime tal models to imp o e the health of margi ali ed cross border communities in Kongchiam Thailand and KongXedone Lao PDR	**0 00**	**81 600 00**	**40 800 00**	**0 00**	**0 00**	**40 800 00**
to develop experimental models to improve the health of marginalized cross border ethnic commu ities in Kanchanaburi Thailand	**50 100 00**	**0 00**	**50 100 00**	**0 00**	**0 00**	**0 00**
Population and Community De elopme t Associatio 6 Sukhumvit 12 Bangkok 10110 Thailand						
for use by its Community Program Committee to plan community programs to ensure greater relevance to, and participation by, Greater Mekong Sub region communities in the 15th International AIDS Conference to be held in 2004 in Bangkok Thailand	**56 575 00**	**0 00**	**56 575 00**	**0 00**	**0 00**	**0 00**
Princess Maha Chakri Sirindhorn Anthropology Centre 20 Boromarachachonnani Road Taling Chan Bangkok 10170 Thailand						
in support of a planning meeting to be held in Thailand in October 2004 to allow key Mekong cultural institutions to interact with U S organizations in developing joint acti ities in preparation for the 2007 Smithsonian Folklife Festival entitled The Mekong River: Connecting C ltures	**0 00**	**43 460 00**	**43 460 00**	**0 00**	**0 00**	**0 00**
Rajamangala University of Technology Kalasin Campus Muang District Kalasin 46000 Thailand						
toward the cost of short term training initiatives in education management and teaching capacity and technical skills development for selected faculty and administrators and scholarships for bachelor s degree study for selected students of six Laotian agricultural technical colleges and vocational schools	**155 600 00**	**0 00**	**155 600 00**	**0 00**	**0 00**	**0 00**
Raks Thai Foundatio 185 Pradipat Road Soi Pradipat 6 Samsennai Phayathai Bangkok 10400 Thailand						
to enhance participation of Southeast Asian organi ations at the XV International AIDS Conference to be held in Bangkok July 2004	**0 00**	**99 670 00**	**99 670 00**	**0 00**	**0 00**	**0 00**

PROGRAM COUNTRY US STATE Grantee Name(s) Person(s) or Institution(s) P rpose	UNEXPENDED BALANCE AS OF 01-Jan 2004	APPROVED IN 2004	NET EXPENDITURES AS OF Dec 2004	LAPSES (Incl cancs & recens) IN 2004	REVERSIONS (Incl cancs & recens) IN 2004	UNEXPENDED BALANCE AS OF Dec 2004
SOUTHEAST ASIA REGIONAL PROGRAM						
THAILAND						
Raks Thai Foundation						
to strengthen capacity in HIV/AIDS sexual health and gender advocacy and programming among organi ations working with migrants in the Greater Mekong Sub region	129 130 00	0 00	129 130 00	0 00	0 00	0 00
toward the costs of expanding its model of comprehensi e care for HIV affected families in four districts in northe n Thailand	0 00	356 647 00	112 280 00	0 00	0 00	244 367 00
Royal Project Foundation 65 Suthep Road Chiang Mai 50200 Thailand						
toward the costs of its International Symposium on Sustainable Highland Development and Networking to be held in Chiang Mai Thailand December 2004	0 00	20 000 00	10 000 00	0 00	0 00	10 000 00
Silkworm Books 104/5 Chiang Mai Hot Road Suthep Chiang Mai 50200 Thailand						
In support of the establishment of a non profit publishing mechanism to promote the production and dissemination of writing and scholarship on the Mekong sub region by writers from the region	0 00	227 000 00	84 035 00	0 00	0 00	142 965 00
Silpakorn University Napralam Rd Bangkok 10200 Thailand						
for use by its Faculty of Painting Sculpture and Graphic Arts to support a collaborative bilateral scholars in residence program with the College of Arts at Hue University in Vietnam	77 295 00	0 00	77 295 00	0 00	0 00	0 00
Ubon Ratchathani University Wannchamrab Ubon Ratchathani 34190 Thailand						
for use by its Faculty of Liberal Arts to establish a resource center on the Greater Mekong Sub region and organize an international conference on the region s transboundary issues	0 00	116 820 00	80 120 00	0 00	0 00	36 700 00
VIETNAM						
Center for Community Health and De elopment 127 Lo Duc Street Hanoi Vietnam						
for the costs of a formative research project designed to develop a multisectoral program to reduce HIV/AIDS vulnerability among ethnic groups in Lang Son Province northern Vietnam	0 00	98 920 00	98 920 00	0 00	0 00	0 00

PROGRAM COUNTRY US STATE Grantee Name(s) Perso (s) or Institution(s) Purpose	UNEXPENDED BALANCE AS OF 01-Jan 2004	APPROVED IN 2004	NET EXPENDITURES AS OF Dec 2004	LAPSES (I cl cancs & recens) IN 2004	REVERSIONS (Incl ca cs & recens) IN 2004	UNEXPENDED BALANCE AS OF Dec 2004
SOUTHEAST ASIA REGIONAL PROGRAM						
VIETNAM						
Center for Sustainable De elopment in Mountainous Areas No 8 Ngo 198 Le Trong Tan Khuong Mai Thanh Xuan Hanoi Vietnam						
toward the costs of the IV Mainland Montane Southeast Asia Conference on the preservation of indigenous knowledge natural resources and poverty reduction in the uplands of the Greater Mekong Sub region to be held I Sapa Vietnam May 2005	**0 00**	**50 115 00**	**20 000 00**	**0 00**	**0 00**	**30 115 00**
Hanoi Agricult ral Uni ersity Chau Quy Gia Lam Hanoi Vietnam						
In support of its efforts to foster a collaborati e process among Vietnamese I stitutions and enhance their research and training capacity in sustainable agricultural development and natural resource management in the upland communities	**20 00**	**0 00**	**22 520 00**	**0 00**	**0 00**	**22 500 00**
to assist organi ations in Lao PDR and Vietnam in carrying out trans bordered watershed management planning	**31 000 00**	**0 00**	**31 000 00**	**0 00**	**0 00**	**0 00**
Hanoi Medical Uni ersity 1 Ton That Tung Street Dong Da District Ha oi Vietnam						
for use by its Community Health Research Unit to undertake In relation to HIV and STI transmission a comprehensi e socio medical impact analysis of transnational infrastructural development and resulting increased mobility across Greater Mekong countries	**50 000 00**	**0 00**	**0 00**	**0 00**	**0 00**	**50 000 00**
Hanoi School of Public Health 138 Giang Vo Ba dinh Hanoi Vietnam						
In support of its efforts to strengthen a recently established Bachelor of Public Health program in Vietnam through study visits to similar programs in the region	**0 00**	**29 400 00**	**29 400 00**	**0 00**	**0 00**	**0 00**
H U i ity of Ag i lt a d F stry 102 Phung Hung Street Hue City Vietnam						
In support of its project to foster a collaborative process among Vietnamese institutions and enhance their research and training capacity in sustainable agricultural development and natural resource management in the upland communities	**22 910 00**	**0 00**	**0 00**	**0 00**	**0 00**	**22 910 00**

PROGRAM COUNTRY US STATE Grantee Name(s) Person(s) or Institution(s) Purpose	UNEXPENDED BALANCE AS OF 01-Jan 2004	APPROVED IN 2004	NET EXPENDITURES AS OF Dec 2004	LAPSES (Incl cancs & recens) IN 2004	REVERSIONS (Incl cancs & recens) IN 2004	UNEXPENDED BALANCE AS OF Dec 2004
SOUTHEAST ASIA REGIONAL PROGRAM						
VIETNAM						
Ministry of Agriculture and Rural Development 2 Ngoc Ha Hanoi Vietnam						
toward the costs of a regional conference on rice research a d rice based food security in the Greater Mekong Sub region to be held in Ho Chi Minh City Vietnam October 2004	**0 00**	**40 000 00**	**40 000 00**	**0 00**	**0 00**	**0 00**
Nong Lam Uni ersity Linh Trung Ward Thu Duc District Ho Chi Minh City Vietnam						
in support of its project to foster a collaborative process among Vietnamese institutions and enhance their research and training capacity in sustainable agricultural development and natural resource management in the upland communities	**21 365 00**	**0 00**	**0 00**	**0 00**	**0 00**	**21 365 00**
STDs/HIV/AIDS Prevention Center 90B Nui Truc Lane Giang Van Minh Street Ba Dinh District Hanoi Vietnam						
to support its project to reduce the vulnerability and strengthen the health and social support systems of ethnic mino ity comm nities in the Vietnam Lao PDR bo der area especially in relation to HIV/AIDS	**48 162 00**	**0 00**	**48 162 00**	**0 00**	**0 00**	**0 00**
Tay Nguyen Uni ersity 567 Le Duan Street Buon Ma Thuot Daklak Vietnam						
in support of its efforts to foster a collaborative process among Vietnamese institutions and enhance their research and training capacity in sustainable agricultural development and natural resource management in the upland communities	**16 095 00**	**0 00**	**16 095 00**	**0 00**	**0 00**	**0 00**
Thai Nguyen University of Agriculture and Forestry Thai Nguyen Vietnam						
for the costs of a fellowship program oriented toward upla d agriculture to enhance the academic capacity of selected teaching staff of agricultural colleges in Lao PDR	**0 00**	**150 570 00**	**65 250 00**	**0 00**	**0 00**	**85 320 00**
In support of its efforts to enhance teaching capacity of educational institutions in Lao PDR on sustainable agricultural development and natural resources management in the upland communities	**16 600 00**	**0 00**	**16 600 00**	**0 00**	**0 00**	**0 00**
In support of its project to foster a collaborative process among Vietnamese institutions and enhance their research and training capacity in sustainable agricultural development and natural resource management in the upland communities	**16 500 00**	**0 00**	**16 500 00**	**0 00**	**0 00**	**0 00**

PROGRAM COUNTRY US STATE Grantee Name(s) Person(s) or I stitution(s) Purpose	UNEXPENDED BALANCE AS OF 01 Jan 2004	APPROVED IN 2004	NET EXPENDITURES AS OF Dec 2004	LAPSES (I cl a cs & recens) IN 2004	REVERSIONS (I cl cancs & recens) IN 2004	UNEXPENDED BALANCE AS OF Dec 2004
SOUTHEAST ASIA REGIONAL PROGRAM						
VIETNAM						
Vietnam Museum of Ethnology Nguyen Van Huyen Road Cau Giay Distnct Hanoi Vietnam						
to contin e s pport for a cross bo der capacity building initiati e among museums and cultural institutions I Y na (China), Lao PDR Thalla d and Vietnam that will culminate in a collaborati e tra el e hibit entitled Thai Te tiles I the Greater Mekong Sub regio Change and Contin atio	67 500 00	0 00	67 500 00	0 00	0 00	0 00
Vietnamese Academy for Social Sciences 36 Hang Chuoi Street Hanoi Vietnam						
for use by its Institute of Anthropology for the costs of a study of the coping mechanisms of three pla d ethnic gro ps in Viet am egardi g seaso al food shortages	0 00	59 600 00	35 760 00	0 00	0 00	23 840 00
UNITED STATES						
NEW YORK						
Ce ter for Khmer Studies Inc 120 East 70th Street New York New York 10021						
in support of its efforts to enhance the capacity of Khmer universities by providing study and research opportunities on regional issues to young faculty in both public and private academic institutes in Cambodia	0 00	350 000 00	116 700 00	0 00	0 00	233 300 00
Creating Resources for Empowerment and Action Inc 355 Lexington Avenue 3rd Floor New York New York 10017						
In support of its project to finalize and publish 15 case studies documenting how organizations in South and Southeast Asia have integrated concepts of gender sexuality and human rights into AIDS and sexual health interventions as follow up to a workshop held at the Bellagio Study and Conference Center September 2003	0 00	66 000 00	44 000 00	0 00	0 00	22 000 00
The Population Council Inc One Dag Hammarskjold Pla a New York New York 10017						
for use by its Bangkok office toward the costs of a project to assist local organizations in the Greater Mekong Sub regio to document interventions on sexual health and HIV/AIDS and to strengthen their capacity in monitoring and evaluation	0 00	209 592 00	104 796 00	0 00	0 00	104 796 00

PROGRAM COUNTRY US STATE Grantee Name(s) Person(s) or Institution(s) Purpose	UNEXPENDED BALANCE AS OF 01-Jan 2004	APPROVED IN 2004	NET EXPENDITURES AS OF Dec 2004	LAPSES (incl cancs & recens) IN 2004	REVERSIONS (incl cancs & recens) IN 2004	UNEXPENDED BALANCE AS OF Dec 2004
SOUTHEAST ASIA REGIONAL PROGRAM						
UNITED STATES						
OREGON						
Sustainable Development eLearning Network 4415 Pearl Street Eugene Oregon 97405						
In support of its project to develop and deploy a web based resource to promote learning and sustainable agriculture in the Greater Mekong Sub region	0 00	50 000 00	12 500 00	0 00	0 00	37 500 00
GENERAL FOUNDATION ADMINISTERED PROJECTS						
for explo ations leading to the formulation of a regional strategy that addresses significant inequities characteri l g the Mekong Region	10 669 00	0 00	10 669 00	0 00	0 00	0 00
for the costs of establishing an ad isory committee and an e aluation team to initiate a systematic process of monitoring a d evaluation for the Foundation s Learning Across Boundaries area of work	0 00	100 000 00	4 398 17	0 00	0 00	95 601 83
for the costs of identifying and documenting successful interventio models in upland agricultural de elopment in the Greater Meko g S b region	0 00	83 836 00	23 751 76	0 00	0 00	60 084 24
to provide assistance to the Southeast Asia Regional Program s Learning Across Boundaries area of work in order to better address linguistic and cultural di ersity concerns in the Greater Mekong Sub region	0 00	70 000 00	11 782 27	0 00	0 00	58 217 73
toward the cost of engaging consultants conducting workshops and publishing studies in support of the Foundation s Lear ing Across Bo ndaries area of work in the Greater Mekong Sub region	36 548 42	0 00	35 427 31	0 00	0 00	1 121 11
toward the costs of exploring development by the Foundation s Southeast Asia Regional Program and its Food Security Theme of an integrated course of action for the Foundation in the Greater Mekong Sub region of Southeast Asia	462 86	0 00	462 86	0 00	0 00	0 00
toward the costs of exploring development by the Foundation s Southeast Asia Regional Program and its Food Security Theme of an integrated course of action for the Foundation in the Greater Mekong Sub region of Southeast Asia	0 00	48 000 00	39 108 23	0 00	0 00	8 891 77
toward the costs of further enhancing the conceptual development of the Southeast Asia Regional Program s Learning Across Boundaries Area of Work through better integration of the notion of identity boundaries with that of geo political boundaries	39 735 00	0 00	39 735 00	0 00	0 00	0 00
TOTAL: 95 SOUTHEAST ASIA REGIONAL PROGRAM	2 431 391 16	7 528 605 00	5 097 831 11	1 987 37	0 00	4 860 177 68

PROGRAM COUNTRY US STATE Grantee Name(s) Person(s) or Institution(s) Purpose	UNEXPENDED BALANCE AS OF 01 Jan 2004	APPROVED IN 2004	NET EXPENDITURES AS OF Dec 2004	LAPSES (Incl cancs & ecens) IN 2004	REVERSIONS (Incl cancs & ecens) IN 2004	UNEXPENDED BALANCE AS OF Dec 2004
SPECIAL PROGRAMS						
ENGLAND						
Charities Aid Foundation Kings Hill West Malling Ke t ME19 4TA E gla d						
fo a project organized by its New Delhi office concerning new mechanisms to encourage Indians li ing in the United States to assist charitable o gani atio s within India that work for social and economic development	**9 355 00**	**0 00**	**0 00**	**0 00**	**0 00**	**9 355 00**
PHILIPPINES						
The Asia Rice Foundatio 2090 Guinto cor Kayumanqui Street College ille Subdi isio Tu t gi Los Ba os 10330 Philippi es						
in general support of its programs on rice that are essential for regional rice food security and the well being of Asian rice farmers	**80 022 00**	**0 00**	**80 022 00**	**0 00**	**0 00**	**0 00**
SWITZERLAND						
World Health O gani ation 20 A e e Appia CH 1211 Gene a 27 Switze la d						
for research in Namibia and Tanzania as part of a multi country research study on women s health and domestic violence	**50 000 00**	**0 00**	**50 000 00**	**0 00**	**0 00**	**0 00**
UNITED STATES						
NEW YORK						
Columbia University 202 Low Memorial Library New York New York 10027						
for a series of international roundtables held by its Center on International Organization to monitor assess and report on prog ess related to the United Nations Millen ium Declaration targets	**154 275 00**	**0 00**	**154 275 00**	**0 00**	**0 00**	**0 00**
New York University 70 Washington Square South 12th Floor New York New York 10012						
for roundtable discussions organized by the Center for the Study of International Organization on developing a road map for achie ing the targets enunciated in the United Nations Millennium declaration	**25 485 00**	**0 00**	**25 485 00**	**0 00**	**0 00**	**0 00**

PROGRAM COUNTRY US STATE Grantee Name(s) Person(s) or Institution(s) Purpose	UNEXPENDED BALANCE AS OF 01-Jan 2004	APPROVED IN 2004	NET EXPENDITURES AS OF Dec 2004	LAPSES (Incl cancs & rece s) IN 2004	REVERSIONS (incl cancs & ecens) IN 2004	UNEXPENDED BALANCE AS OF Dec 2004
SPECIAL PROGRAMS						
GENERAL FOUNDATION ADMINISTERED PROJECTS						
for the costs of continuing the Next Generation Leadership program	1 012 50	0 00	65 00	0 00	0 00	947 50
for the planning phase of a project to launch an independent global commission on human security	32 379 98	0 00	15 957 00	16 422 98	0 00	0 00
for the program costs of The Philanthropy Workshop	24 143 84	0 00	23 193 53	0 00	0 00	950 31
to support research development and analysis of the communication for social change process and outcome indicators	25 833 17	0 00	5 390 01	0 00	0 00	20 443 16
toward the costs of a Bellagio conference to explore new approaches in communication for social change	325 00	0 00	0 00	0 00	0 00	325 00
toward the costs of a re iew of commu ication for social change strategy de elopment held at the Bellagio Study and Conference Center August 2001 and follow-up activities	4 791 79	0 00	4 791 70	0 09	0 00	0 00
TOTAL: 11 SPECIAL PROGRAMS	407 623 28	0 00	359 179 24	16 423 07	0 00	32 020 97

PROGRAM COUNTRY US STATE Grantee Name(s) Person(s) or Institution(s) Purpose	UNEXPENDED BALANCE AS OF 01-Jan 2004	APPROVED IN 2004	NET EXPENDITURES AS OF Dec 2004	LAPSES (Incl cancs & recens) IN 2004	REVERSIONS (Incl cancs & rece s) IN 2004	UNEXPENDED BALANCE AS OF Dec 2004
UNDERSTANDING DEVELOPMENT						
UNITED STATES						
CONNECTICUT						
Yale University Woodbridge Hall 105 Wall Street P O Box 208229 New Haven Connecticut 06520 8229						
to build the analytic capacity for evaluating how public policy and technological change in low income countries contrib te to differe ces i production a d consumptio between men and wome	**825 000 00**	**0 00**	**293 450 08**	**0 00**	**0 00**	**531 549 92**
TOTAL 1 UNDERSTANDING DEVELOPMENT	**825 000 00**	**0 00**	**293 450 08**	**0 00**	**0 00**	**531 549 92**

PROGRAM COUNTRY US STATE Grantee Name(s) Person(s) or Institution(s) Purpose	UNEXPENDED BALANCE AS OF 01-Jan 2004	APPROVED IN 2004	NET EXPENDITURES AS OF Dec 2004	LAPSES (Incl cancs & ece s) IN 2004	REVERSIONS (Incl cancs & ece s) IN 2004	UNEXPENDED BALANCE AS OF Dec 2004
WORKING COMMUNITIES						
ENGLAND						
Institute for Public Policy Research 30 32 Southampton Street London WC2E 7RA England						
to bri g together policymakers from Europe Australia and the United States to explore public policy challenges faced by democratic go ernments in the twenty-first century	0 00	0 00	-476 37	476 37	0 00	0 00
towa d the costs of a co fere ce, to be held at the Bellagio Study and Conference Center Italy, May 2004 that will bring together policymakers from Europe Australia and the United States to discuss the challenges of desig l g a d Impleme ti g polici s that benefit the broad public a d the poor in the conte t of competiti e globalization	0 00	56 520 00	56 520 00	0 00	0 00	0 00
Institute of Development Studies University of Sussex Brighton BN1 9RE England						
to conduct a value chain analysis on horticulture in East Africa and agriculture in Southeast Asia and to explore the feasibility of developing a strategic consulting and training entity able to provide below market services to governments and firms in developing countries	0 00	424 520 00	0 00	0 00	0 00	424 520 00
The Chancellor Masters and Scholars of the University of O ford University Offices Wellington Square Oxford OX1 2JD England						
towa d the costs of a st dy of best practice i ba l frast ct e a d eco omic de elopme t by p blic sector pension f nds in the U ited States	0 00	200 000 00	200 000 00	0 00	0 00	0 00
SOUTH AFRICA						
Legal Resources Trust P O Box 157 Wits 2050 Johannesburg South Africa						
for use by its Legal Resources Centre toward the costs of (1) facilitating a dialogue between American and South African lawyers focusing on innovations in public i te est law practice that produce substanti e results for poor clients, with particular attention to the realities of racial injustice and how these affect the realization of rights of poor client communities and (2) its creative lawyering work	140 000 00	0 00	0 00	0 00	0 00	140 000 00

PROGRAM COUNTRY US STATE Grantee Name(s) Person(s) or Institution(s) Purpose	UNEXPENDED BALANCE AS OF 01-Jan 2004	APPROVED IN 2004	NET EXPENDITURES AS OF Dec 2004	LAPSES (I I cs & recens) IN 2004	REVERSIONS (I I c & recens) IN 2004	UNEXPENDED BALANCE AS OF Dec 2004
WORKING COMMUNITIES						
SWITZERLAND						
International Labour Organization 4 Route des Morillons CH 1211 Geneva 22 Ge eva Switzerland						
to support a workshop on migrant worker remittances and micro finance initiati es to enhance investment in and improve the lives of family members in migrants home countries	0 00	0 00	2 326 18	2 326 18	0 00	0 00
UNITED KINGDOM						
United Kingdom Social Investment Forum Unit 203 Hattan Square Business Center 16 Baldwins Gardens London EC1N 7RJ United Kingdom						
toward the costs of its project Pharma Futures to bri g together pension fund sponsors and stakeholders in the pharmaceutical industry to increase understanding about what constitutes a durable business model in that sector	0 00	100 000 00	100 000 00	0 00	0 00	0 00
UNITED STATES						
CALIFORNIA						
Asian Pacific American Legal Center of Southern California Inc 1145 Wilshire Boule ard Second Floor Los Angeles California 90017						
in general support of its mission to provide multilingual culturally sensitive legal services education and civil rights support to southern California s growing Asian Pacific American population	0 00	150 000 00	150 000 00	0 00	0 00	0 00
California Budget Project 1107 9th Street Suite 310 Sacramento California 95814						
in support of producing and disseminating two reports that map and analy e state investments in California s workforce development system	0 00	44 955 00	30 000 00	0 00	0 00	14 955 00
Califo nia Part e ship fo Wo ki g Familie 464 Lucas Avenue Suite 202 Los Angeles California 90017						
In general support of its mission to promote accountable economic de elopment policies in Califo ia	0 00	50 000 00	50 000 00	0 00	0 00	0 00

PROGRAM COUNTRY US STATE Grantee Name(s) Person(s) or Institution(s) Purpose	UNEXPENDED BALANCE AS OF 01-Jan 2004	APPROVED IN 2004	NET EXPENDITURES AS OF Dec 2004	LAPSES (incl cancs & recens) IN 2004	REVERSIONS (incl cancs & recens) IN 2004	UNEXPENDED BALANCE AS OF Dec 2004
WORKING COMMUNITIES						
UNITED STATES						
CALIFORNIA						
California State University Sacramento Foundation 6000 J Street Sacramento California 95819 6063						
toward the costs of its California Master Plan Alliance to promote the improvement and reform of California s public education system	0 00	150 000 00	150 000 00	0 00	0 00	0 00
Campaign for College Opportunity 663 13th Street First Floor Oakland California 94612						
In ge eral support of its mission to ensure that all eligible and motivated students have the opportunity to secure a high quality college ed cation withi California s system of higher education	0 00	150 000 00	0 00	0 00	0 00	150 000 00
Coalition for Humane Immigrant Rights of Los A geles 2533 West Third Street Ste 101 Los Angeles California 90057						
toward the costs of its National Day Laborer Organi ing Network project a coalition of community based organizations whose aim is to improve the lives and working conditions of day laborers in the United States	100 000 00	0 00	100 000 00	0 00	0 00	0 00
Da id Bacon 1631 Channing Way Berkeley California 94703						
to document the experiences and problems immigrants face in impoverished communities in the United States	0 00	0 00	-4 00	4 00	0 00	0 00
David L Muhammad 515 Alamo St eet Richmond California 94801						
to participate in the four modules of the Next Generation Leadership program	1 496 95	0 00	0 00	1 496 95	0 00	0 00
Earned Asset Resource Netwo k Inc 235 Montgomery Street Suite 668 San Francisco California 94104						
toward the costs of further refining and implementing a service delivery model to establish Individual Development Accounts for low income people while enhancing community social capital formation in San Francisco s Visitacion Valley neighborhood	0 00	50 000 00	50 000 00	0 00	0 00	0 00

PROGRAM COUNTRY US STATE Grantee Name(s) Person(s) or Institution(s) Purpose	UNEXPENDED BALANCE AS OF 01-Jan 2004	APPROVED IN 2004	NET EXPENDITURES AS OF Dec 2004	LAPSES (Incl cancs & recens) IN 2004	REVERSIONS (Incl cancs & recens) IN 2004	UNEXPENDED BALANCE AS OF Dec 2004
WORKING COMMUNITIES						
UNITED STATES						
CALIFORNIA						
Haan Foundation for Children Inc 2001 Union Street S ite 350 Sa F cisc Califor ia 94123						
toward the costs of a meeting to examine its Power4Kids initiative s progress in bringing effecti e reading intervention programs to grade school students and to determine ways to build local community support for the initiative	**0 00**	**50 000 00**	***50 000 00***	***0 00***	***0 00***	**0 00**
Los Angeles Alliance for a New Economy 464 Lucas A enue Ste 202 Los A geles Califo ia 90017						
toward the costs of the California Public Subsidies Project a joint initiati e being undertaken with the Center on Policy Initiatives the East Bay Alliance for a Sustainable Economy and Working Partnerships USA which aims to increase the transparency of economic de elopme t projects and to ensure public subsidies result in broad based community benefits	**100 000 00**	**0 00**	**100 000 00**	**0 00**	**0 00**	**0 00**
Me ican American Legal Defense and Educational Fund 634 South Spring Street 11th Floor Los Angeles Califor ia 90014						
for general s pport	**0 00**	**175 000 00**	**175 000 00**	**0 00**	**0 00**	**0 00**
Mig el Marti e Bustos 2757 Harrison Street San Francisco California 94110						
to participate in the four modules of the Next Generation Leadership program	**811 85**	**0 00**	**0 00**	**811 85**	**0 00**	**0 00**
National Housing & Community De elopment Law Project 614 Grand Aven e Suite 320 Oakland California 94610						
toward general support of its mission to ad ance housi g justice for low i come people	**33 335 00**	**0 00**	**33 335 00**	**0 00**	**0 00**	**0 00**
PolicyLink 101 Broadway Oakland California 94607						
in support of research to inform and shape policy development and advocacy strategies that promote equitable funding for public school facilities construction in California	**175 251 00**	**0 00**	**175 251 00**	**0 00**	**0 00**	**0 00**

PROGRAM COUNTRY US STATE Grantee Name(s) Person(s) or Institution(s) Purpose	UNEXPENDED BALANCE AS OF 01-Jan 2004	APPROVED IN 2004	NET EXPENDITURES AS OF Dec 2004	LAPSES (incl cancs & recens) IN 2004	REVERSIONS (incl cancs & recens) IN 2004	UNEXPENDED BALANCE AS OF Dec 2004
WORKING COMMUNITIES						
UNITED STATES						
CALIFORNIA						
PolicyLink						
toward general support of its mission to inform from the wisdom voice and experience of local constituencies a new generation of policies that achieve social and economic equity expand opportunity and build strong organi ed communities	0 00	475 000 00	475 000 00	0 00	0 00	0 00
RAND Corporation 1700 Main Street P O Box 2138 Santa Monica California 90407 2138						
In support of an evaluation of Teachers for a New Era a foundation collaborative designed to impro e the quality of teacher educatio in the U S	350 131 00	0 00	350 131 00	0 00	0 00	0 00
In support of the second phase of an evaluation of Teachers for a New Era a foundation collaborative designed to improve the quality of teacher education in the U S	0 00	397 000 00	131 750 00	0 00	0 00	265 250 00
toward support of research aimed at raisi g overall student achie ement and closing the achievement gap among racial/ethnic groups and between more and less advantaged students	300 000 00	0 00	0 00	0 00	0 00	300 000 00
REDF 38 Keyes Avenue Suite 100 P O Bo 29566 San Francisco California 94129 0566						
toward the costs of its social outcome measurement activities with San Francisco Bay Area nonprofits that focus on workforce de elopment	0 00	75 000 00	75 000 00	0 00	0 00	0 00
Stanford Uni ersity Stanford California 94305						
for use by its School of Education s Performance Assessment Center in support of the Equity and Accountability project to st dy o tcomes of policies designed to impro e school performance	0 00	210 000 00	94 865 00	0 00	0 00	115 135 00
Strategic Concepts in Organi ing and Policy Education 1715 West Flo e ce A e e 2nd Floor Los Angeles California 90047						
In general support of its mission to improve job training and placement models encourage job creation and access strategies that benefit low income communities and increase the participation and effecti e representation of low income groups in local decision making in Los Angeles	100 000 00	0 00	100 000 00	0 00	0 00	0 00

PROGRAM COUNTRY US STATE Grantee Name(s) Person(s) or Institution(s) Purpose	UNEXPENDED BALANCE AS OF 01-Jan 2004	APPROVED IN 2004	NET EXPENDITURES AS OF Dec 2004	LAPSES (incl cancs & recens) IN 2004	REVERSIONS (incl cancs & recens) IN 2004	UNEXPENDED BALANCE AS OF Dec 2004
WORKING COMMUNITIES						
UNITED STATES						
CALIFORNIA						
SVOC Affordable Holmes 455 Uni e sity A e Suite 370 Sacramento California 95825						
to support its continued participation in the California Works for Better Health project which is designed to improve the health and economic opportunity of residents living in the Sacramento region of California	**15 000 00**	**0 00**	**15 000 00**	**0 00**	**0 00**	**0 00**
The California Endowment 21650 Oxnard St Suite 1200 Wo dl d Hill C lifo ia 91367						
I s pport of the seco d phase of its California Works for Better Health project which is designed to impro e the health and economic opportunity of residents of the Fresno Los Angeles Sacramento and San Diego regions	**0 00**	**2 000 000 00**	**2 000 000 00**	**0 00**	**0 00**	**0 00**
The Mentoring Center 1221 Preservation Park Way Suite 200 Oakla d California 94612						
toward the costs of its ju enile justice project which will conduct research into juvenile justice practices and policies document effective re entry programs for incarcerated youth and publish a best practices guide for organizations serving incarcerated youth	**0 00**	**60 000 00**	**50 000 00**	**0 00**	**0 00**	**10 000 00**
Tides Center The Presidio P O Box 29907 San Francisco California 94129 0907						
for support of its Women in Informal Employment Globali ing and Organi ing project a global network of activists researchers and international developme t officials dedicated to improving the status of low income women in the informal sector through research and public policy advocacy	**125 000 00**	**0 00**	**125 000 00**	**0 00**	**0 00**	**0 00**
Tides Fou dation The Presidio P O Box 29903 San Francisco California 94129 0903						
for use by its Right to Vote campaig towa d the costs of maintai ing public ed catio a d litigation clearl gho ses on l s es aro d felo dise f a chi ment	**25 000 00**	**0 00**	**0 00**	**0 00**	**0 00**	**25 000 00**
Uni ersity of California Berkeley 200 California Hall Berkeley California 94720						
for use by its Institute of Industrial Relations toward the costs of a study to measure the impact of a minimum wage increase on small businesses in the San Francisco area	**0 00**	**26 500 00**	**26 500 00**	**0 00**	**0 00**	**0 00**

PROGRAM COUNTRY US STATE Grantee Name(s) Person(s) or Institution(s) Purpose	UNEXPENDED BALANCE AS OF 01-Jan 2004	APPROVED IN 2004	NET EXPENDITURES AS OF Dec 2004	LAPSES (Incl cancs & recens) IN 2004	REVERSIONS (Incl cancs & recens) IN 2004	UNEXPENDED BALANCE AS OF Dec 2004
WORKING COMMUNITIES						
UNITED STATES						
CALIFORNIA						
University of California Los Angeles 405 Hilgard A enue Box 951361 Los Angeles California 90095 1361						
for use by its Graduate School of Education and Information Studies toward support of a study of the accessibility a d quality of c rriculum materials and the i st uctional conditions in Califor ia schools	0 00	0 00	287 21	287 21	0 00	0 00
In support of its project Toward a California Campaign for Educational Adequacy and Equity, to expand and conduct p blic education research, policy analysis and leadership training to contribute to California s school finance and accountability reform efforts	100 000 00	0 00	0 00	0 00	0 00	100 000 00
toward the costs of a collaborative project between its Institute for Democracy, Education and Access and its Public Interest Law and Policy Center on educational adequacy and equity in California	0 00	200 000 00	200 000 00	0 00	0 00	0 00
University of California San Francisco 3rd and Parnassus Avenues San Francisco California 94143						
In support of its Community Partnership project a university community partnership to enhance employment and economic opportunities in the Bayview Hunters Point and Visitacion Valley neighborhoods of San Francisco	0 00	90 000 00	90 000 00	0 00	0 00	0 00
William C Velasquez Institute Inc 2914 North Main Street First Floor Los Angeles California 90031						
toward continued support of a longitudinal analysis of U S Census data over the last 30 years to provide a comprehensive profile of the social mobility of Latinos in the U S and to examine whether there is ongoing need withi U S Latino communities for Voting Rights Act protections to ensure meaningful democratic participation by Latino groups	50 000 00	0 00	50 000 00	0 00	0 00	0 00
Young Community De elopers Inc 1715 Yosemite Avenue San Francisco California 94124						
toward the development of a strategic plan and for general support of its mission to provide comprehensive community based employment and workforce development services to youth and adults in San Francisco s Southeast community	40 868 00	0 00	40 868 00	0 00	0 00	0 00

PROGRAM COUNTRY US STATE G a tee Name(s) Person(s) or Institution(s) Purpose	UNEXPENDED BALANCE AS OF 01-Jan 2004	APPROVED IN 2004	NET EXPENDITURES AS OF Dec 2004	LAPSES (Incl ca cs & ece s) IN 2004	REVERSIONS (I cl ca cs & rec s) IN 2004	UNEXPENDED BALANCE AS OF Dec 2004
WORKING COMMUNITIES						
UNITED STATES						
WASHINGTON DC						
Advancement Project 1730 M Street NW Suite 910 Washington DC 20036						
In support of the work of its Washington, D C office to advance the field of racial justice by using law public policy and strategic commu lcations to i crease uni ersal opportunity equity and access in America	**0 00**	**200 000 00**	**200 000 00**	**0 00**	**0 00**	**0 00**
American Association of State Colleges and Universities 1307 New Yo k A enue NW Frfth Floor Washington DC 20005 4701						
toward the costs of a workshop to assist colleges and universities in better preparing their teacher education t dents to cceed o sta da dl d tests fo p osp ctl e teache s	**314 10**	**0 00**	**0 00**	**314 10**	**0 00**	**0 00**
American Council on Education One Dupont Circle NW Washingto DC 20036 1193						
In support of Unfinished Agenda Ensuring Success for Students of Color an initiati e to engage the higher education community in using best practices to ensure minority student success	**50 000 00**	**0 00**	**50 000 00**	**0 00**	**0 00**	**0 00**
Brookings Institution 1775 Massachusetts Avenue NW Washington DC 20036 2188						
for use by its Center on Urban and Metropolitan Policy toward the costs of its Urban Markets Initiative an information tool used to measure economic power within and around inner city communities and create knowledge about new investment opportunities in those communities	**0 00**	**333 000 00**	**333 000 00**	**0 00**	**0 00**	**0 00**
Center for Applied Linguistics 4646 40th Street NW Washington DC 20016 1859						
toward the costs of the second phase of research on the impact of the Sheltered Instruction Observation Protocol model on the academic performance of middle and high school English language learners	**0 00**	**100 000 00**	**100 000 00**	**0 00**	**0 00**	**0 00**
Center for Community Change 1536 U Street NW Washington DC 20009						
In gene al s pport of its mission to build the powe and capacity of low income people to imp ove their communities and cha ge policies that ad ersely affect their li es	**0 00**	**350 000 00**	**350 000 00**	**0 00**	**0 00**	**0 00**

PROGRAM COUNTRY US STATE Grantee Name(s) Person(s) or Institution(s) Purpose	UNEXPENDED BALANCE AS OF 01-Jan 2004	APPROVED IN 2004	NET EXPENDITURES AS OF Dec 2004	LAPSES (incl cancs & recens) IN 2004	REVERSIONS (incl cancs & recens) IN 2004	UNEXPENDED BALANCE AS OF Dec 2004
WORKING COMMUNITIES						
UNITED STATES						
WASHINGTON DC						
Center for Community Lending 1300 Connecticut Avenue NW Room 905 Washington DC 20036						
In general support of its mission to cultivate revitalization of distressed neighborhoods by promoti g community reinvestment	0 00	70 000 00	35 000 00	0 00	0 00	35 000 00
Center for Economic and Policy Research 1611 Connecticut A e N W 4th Floo Washington DC 20009						
In support of research on job q ality eco omic mobility a d wo k l terruptions among low wage women workers utili ing a uniquely rich longitudinal national data set the Survey of Income and Program Participation and dissemination of the research findings to policymakers	75 000 00	0 00	75 000 00	0 00	0 00	0 00
Center for Law and Social Policy 1015 15th Street N W Suite 400 Washington DC 20005						
for general s pport of economic research a d policy analysis on economic security and employment issues relating to working families	100 000 00	0 00	100 000 00	0 00	0 00	0 00
in support of technical assistance and policy analysis to expand publicly funded wage paid transitional jobs programs in the U S	0 00	100 000 00	100 000 00	0 00	0 00	0 00
Center on Budget and Policy Priorities 820 First Street NE Suite 510 Washington DC 20002						
In general support of its mission to impro e federal and state policies affecting low and moderate income families and indi iduals	0 00	475 000 00	475 000 00	0 00	0 00	0 00
Children s Defense Fund 25 E Street NW Washington DC 20001						
toward general support of its mission to improve the lives of low income children and families in the United States	0 00	250 000 00	250 000 00	0 00	0 00	0 00

PROGRAM COUNTRY US STATE Grantee Name(s) Person(s) or Institution(s) Purpose	UNEXPENDED BALANCE AS OF 01 Jan 2004	APPROVED IN 2004	NET EXPENDITURES AS OF Dec 2004	LAPSES (incl cancs & recens) IN 2004	REVERSIONS (incl cancs & recens) IN 2004	UNEXPENDED BALANCE AS OF Dec 2004
WORKING COMMUNITIES						
UNITED STATES						
WASHINGTON DC						
Council for Excellence in Government 1301 K Street NW S ite 450 West Washington DC 20005						
for use by its Coalition for E idence Based Policy in support of an initiati e to advance state and local implementation of social i terventions supported by rigorous evidence of effecti eness	**0 00**	**50 000 00**	**50 000 00**	**0 00**	**0 00**	**0 00**
Economic Policy Institute 1660 L St eet NW Suite 1200 Washington DC 20036						
In general support of its mission to provide high q ality esearch a d educatio in order to p omote a p ospero s fair and sustai able eco omy nd impro e th ll i g sta dards of low i come wo ke s	**0 00**	**350 000 00**	**350 000 00**	**0 00**	**0 00**	**0 00**
Faith and Politics Institute 110 Maryland A e N E Suite 504 Washington DC 20002						
toward the costs of its United States Republic of South Africa Faith and Politics initiati e an effort to facilitate sharing among members of the U S Congress and South African Parliamentarians of the experiences of the Republic of South Africa during the transition to majority democracy and of the United States during the civil rights movement and to reflect on the power of spiritual qualities in each country s progress toward racial justice and reconciliation	**0 00**	**50 000 00**	**50 000 00**	**0 00**	**0 00**	**0 00**
George Washington Uni ersity 2121 Eye Street N W Washi gton DC 20052						
for use by its Institute of Public Policy toward the costs of an assessment of a site visit by U K personnel to U S workforce investment centers and other organizations involved in welfare to work efforts in order to inform possible f ture exchange visits to centers in both countries	**0 00**	**42 000 00**	**42 000 00**	**0 00**	**0 00**	**0 00**
Good Jobs First 1616 P Street NW Suite 210 Washington DC 20036						
In general support of its mission to pro ide timely and accurate information on subsidized businesses to ensure that their economic development policies are effecti e in promoting growth in the communities they serve	**0 00**	**140 000 00**	**140 000 00**	**0 00**	**0 00**	**0 00**

PROGRAM COUNTRY US STATE Grantee Name(s) Person(s) or Institution(s) Purpose	UNEXPENDED BALANCE AS OF 01-Jan 2004	APPROVED IN 2004	NET EXPENDITURES AS OF Dec 2004	LAPSES (Incl cancs & rece s) IN 2004	REVERSIONS (Incl cancs & recens) IN 2004	UNEXPENDED BALANCE AS OF Dec 2004
WORKING COMMUNITIES						
UNITED STATES						
WASHINGTON DC						
Institute on Taxation and Economic Policy 1616 P Street NW Suite 200 Washington DC 20036						
for general support of its ongoing analysis of federal a d state tax eform p oposals	**150 000 00**	**0 00**	**150 000 00**	**0 00**	**0 00**	**0 00**
In support of an i itiative to study analy e and suggest tax reform options to inform and improve education finance systems in New York	**0 00**	**169 313 00**	**169 313 00**	**0 00**	**0 00**	**0 00**
In support of its Good Jobs New York project to monitor how federal state and local funding and subsidies are used in economic development in the New York metropolitan area	**75 000 00**	**0 00**	**75 000 00**	**0 00**	**0 00**	**0 00**
Jobs with Justice Education Fund 1325 Massachusetts Ave NW Suite 200 Washington DC 20005						
In g e al support of its mission to provide tech ical assistance to local coalitions that connect thousands of labor faith based, community and student groups to engage working people and allies in taking action to improve their quality of life through workplace democracy and civic participation	**0 00**	**200 000 00**	**100 000 00**	**0 00**	**0 00**	**100 000 00**
Lawyers Committee for Ci il Rights Unde Law 1401 New York Avenue NW Suite 400 Washington DC 20005 2124						
for general support	**0 00**	**100 000 00**	**100 000 00**	**0 00**	**0 00**	**0 00**
Local Initiative Support Training and Education Network 413 A 8th Street SE Washington DC 20003						
In general support of its mission to build the capacity of community based organizations that develop leadership *among young adults of color*	**75 000 00**	**0 00**	**75 000 00**	**0 00**	**0 00**	**0 00**
National Alliance to End Homelessness Inc 1518 K Street NW Suite 410 Washington DC 20005						
In general support of its mission to mobili e the nonprofit public and private sectors of society in an alliance to end homelessness in the United States	**0 00**	**75 000 00**	**75 000 00**	**0 00**	**0 00**	**0 00**

PROGRAM COUNTRY US STATE Grantee Name(s) Person(s) or Institution(s) Purpose	UNEXPENDED BALANCE AS OF 01-Jan 2004	APPROVED IN 2004	NET EXPENDITURES AS OF Dec 2004	LAPSES (incl cancs & recens) IN 2004	REVERSIONS (incl cancs & recens) IN 2004	UNEXPENDED BALANCE AS OF Dec 2004
WORKING COMMUNITIES						
UNITED STATES						
WASHINGTON DC						
National Asian Pacific American Legal Consortium 1140 Connecticut Avenue NW S ite 1200 Washington DC 20036						
for general support	0 00	140 000 00	140 000 00	0 00	0 00	0 00
National Commission on Teaching and America s Futu e 2100 M Street NW S it 660 Washingto DC 20037						
In support of a study that aims to measure and analy e the costs of teacher turnover and to de elop a toolkit for retaining high quality teachers	0 00	63 750 00	63 750 00	0 00	0 00	0 00
National Committee for Responsive Philanthropy 2001 S Street NW Suite 620 Washingto DC 20009						
In support of a research project to investigate the impact of bank mergers on their corporate philanthropy programs	0 00	92 200 00	92 200 00	0 00	0 00	0 00
National Community Reinvestment Coalition Inc 733 15th Street NW Suite 540 Washington DC 20005 2129						
toward general s pport of its missio to build wealth in t aditionally underserved communities	50 000 00	0 00	50 000 00	0 00	0 00	0 00
National Congress for Community Economic Development Inc 1030 15th Street NW Suite 325 Washi gton DC 20005						
for strategic pla i g acti ities elated to its Executi e Transitio Management p oject	0 00	25 000 00	25 000 00	0 00	0 00	0 00
National Cou cil of La Ra a Raul Yzaguirre Building 1126 16th Street NW Washington DC 20036						
toward the costs of its Policy A alysis Center which cond cts research policy analysis and out each acti ities to improve the socio-economic status of Latinos in the United States	0 00	125 000 00	125 000 00	0 00	0 00	0 00

PROGRAM COUNTRY US STATE Grantee Name(s) Person(s) or Institution(s) Purpose	UNEXPENDED BALANCE AS OF 01-Jan 2004	APPROVED IN 2004	NET EXPENDITURES AS OF Dec 2004	LAPSES (Incl cancs & recens) IN 2004	REVERSIONS (Incl cancs & recens) IN 2004	UNEXPENDED BALANCE AS OF Dec 2004
WORKING COMMUNITIES						
UNITED STATES						
WASHINGTON DC						
National Housing Trust Suite 400 1101 30th Street N W Washi gto DC 20007						
In general support of its mission to preserve affordable housing for low income families in the United States	**0 00**	**75 000 00**	**75 000 00**	**0 00**	**0 00**	**0 00**
National Low Income Housing Coalition and Low Income Housing Information Service 727 15th St NW 6th Floor W shi gto DC 20005						
toward general support of its mission to end the affordable housing crisis in the United States	**275 000 00**	**0 00**	**275 000 00**	**0 00**	**0 00**	**0 00**
National Trust for Historic Preservation in the United States 1785 Massachusetts Avenue NW Washington DC 20036						
for general support of its mission to make historic preservation more useful and relevant in a community development context	**150 000 00**	**0 00**	**150 000 00**	**0 00**	**0 00**	**0 00**
National Women s Law Center 11 Dupont Circle Suite 800 Washington DC 20036 1209						
for general support of its work to promote public policies that improve the well being of women and girls in the U ited States	**0 00**	**80 000 00**	**80 000 00**	**0 00**	**0 00**	**0 00**
Neighborhood Reinvestment Corporation Suite 800 1325 6th Street NW Washington DC 20005 3100						
toward the costs of launching its Success Measures Data System which tabulates neighborhood data so that community development practitioners can evaluate the outcomes of affordable housing community building and economic development programs that benefit low-income people	**0 00**	**50 000 00**	**50 000 00**	**0 00**	**0 00**	**0 00**
One Economy Corporation 1220 19th street NW Suite 610 Washington DC 20036						
toward continued support of a project to improve technology access and use in order to expand the workforce and economic opportunities of low income households in the San Francisco Bay area	**50 000 00**	**0 00**	**50 000 00**	**0 00**	**0 00**	**0 00**

PROGRAM COUNTRY US STATE Grantee Name(s) Person(s) or Institution(s) P rpose	UNEXPENDED BALANCE AS OF 01-Jan 2004	APPROVED IN 2004	NET EXPENDITURES AS OF Dec 2004	LAPSES (Incl cancs & recens) IN 2004	REVERSIONS (Incl cancs & recens) IN 2004	UNEXPENDED BALANCE AS OF D c 2004
WORKING COMMUNITIES						
UNITED STATES						
WASHINGTON DC						
Surface Transportation Policy Project 1100 17th Street NW 10th Floor Washingto DC 20036						
toward the costs of a review of its program acti ities and the de elopment of a plan for future work	**0 00**	**150 000 00**	**150 000 00**	**0 00**	**0 00**	**0 00**
The Aspen Institute Inc One Dupont Circle NW Suite 700 Washington DC 20036 1133						
In support of its Roundtable on Comprehensi e Community Initiatives fo Childre and Families which serves as an information clearinghouse and technical resource for the community building field and conducts research on the challenges to successful execution of community change efforts	**100 000 00**	**0 00**	**100 000 00**	**0 00**	**0 00**	**0 00**
toward continued support of its Roundtable on Community Change, which promotes and carries out systematic learning about some of the most challenging issues in the community building field	**0 00**	**350 000 00**	**200 000 00**	**0 00**	**0 00**	**150 000 00**
The Urban I stit te 2100 M Street N W Washi gton DC 20037						
for a symposium on lessons learned from three U S Department of Housing and Urban Development projects that tested different strategies to improve the lives and livelihoods of poor people in central cities to be held in November 2004	**0 00**	**74 830 00**	**74 830 00**	**0 00**	**0 00**	**0 00**
in support of a longitudinal study of the challenges facing prisoners upon release and reintegration into society with a focus on informing reentry policies at the national state and local levels	**0 00**	**200 000 00**	**200 000 00**	**0 00**	**0 00**	**0 00**
in support of a study to examine alternative methods of funding state unemployment insurance trust fund deficits	**0 00**	**25 000 00**	**25 000 00**	**0 00**	**0 00**	**0 00**
in support of a study to examine fiscal cooperation between local autonomous go ernments in U S metropolitan regions and its impact on allocation of resources for less advantaged populations within those regions	**0 00**	**50 000 00**	**50 000 00**	**0 00**	**0 00**	**0 00**
in support of an analysis of the effects on participating families of the federal Moving to Opportunity program which moved p blic housing residents out of distressed neighborhoods by using housing vouchers	**0 00**	**350 000 00**	**175 000 00**	**0 00**	**0 00**	**175 000 00**
toward contin ed support of a longit dinal st dy to assess how the HOPE VI program in which distressed de elopments are bei g demolished and replaced with mixed income housing is affecting the health and well being of original displaced residents	**0 00**	**200 000 00**	**200 000 00**	**0 00**	**0 00**	**0 00**

PROGRAM COUNTRY US STATE Grantee Name(s) Person(s) or Institution(s) Purpose	UNEXPENDED BALANCE AS OF 01 Jan 2004	APPROVED IN 2004	NET EXPENDITURES AS OF Dec 2004	LAPSES (incl cancs & recens) IN 2004	REVERSIONS (incl cancs & recens) IN 2004	UNEXPENDED BALANCE AS OF Dec 2004
WORKING COMMUNITIES						
UNITED STATES						
WASHINGTON DC						
The Workforce Alliance 1701 K Street NW Suite 750 Washington DC 20006						
for general support of its mission to raise awareness about policy and program options for the education and training of low skilled under and unemployed workers	0 00	200 000 00	100 000 00	0 00	0 00	100 000 00
FLORIDA						
1000 Friends of Florida Inc 926 East Park A enue P O Box 5948 Tallahassee Florida 32314 5948						
I ge eral support of its mission to build better communities in Florida through responsible and inclusionary growth practices	0 00	50 000 00	50 000 00	0 00	0 00	0 00
Center for Immigrant Democracy 2915 Biscayne Bl d Suite # 301 Miami Florida 33137						
In general support of its mission to educate mobili e and encourage the full civic participation of immigrants in the United States	40 000 00	0 00	40 000 00	0 00	0 00	0 00
Collins Center for Public Policy Inc 150 S E Second Avenue Suite 709 Miami Florida 33131						
for use by its Growth Partnership initiati e to further develop the E3 Livable Communities project that blends the principles of economic sustainability environmental sensitivity and social equity to revitalize downtown Miami neighborhoods	0 00	200 000 00	200 000 00	0 00	0 00	0 00
In support of its project the Funders Network for Smart Growth and Livable Communities to raise the profile of housing and metropolitan strategies within philanthropy	50 000 00	0 00	50 000 00	0 00	0 00	0 00
Florida International University 11200 SW 8th Street Miami Florida 33199						
for use by its Research Institute on Social and Economic Policy toward the costs of research on issues of concern to low and moderate income workers and families in Florida	0 00	200 000 00	100 000 00	0 00	0 00	100 000 00

PROGRAM COUNTRY US STATE Grantee Name(s) Person(s) or Institution(s) Purpose	UNEXPENDED BALANCE AS OF 01-Jan 2004	APPROVED IN 2004	NET EXPENDITURES AS OF Dec 2004	LAPSES (Incl cancs & recens) IN 2004	REVERSIONS (incl cancs & recens) IN 2004	UNEXPENDED BALANCE AS OF Dec 2004
WORKING COMMUNITIES						
UNITED STATES						
FLORIDA						
Human Services Coalition of Dade County Inc 260 NE 17th Terrace Suite 200 Miami Flo ida 33132						
In support of research to assess, analyze and identify gaps and opportunities in federal and state investments in Florida s workforce de elopme t system and to produce a report of recommendations to facilitate impro ements i state workfo ce p ograms	**0 00**	**40 000 00**	**40 000 00**	**0 00**	**0 00**	**0 00**
to support the expansion of the neighborhood component of its Greater Miami Prosperity Campaign a public awareness outreach and advocacy program designed to increase access to economic benefits for low wage individuals and families	**0 00**	**200 000 00**	**100 000 00**	**0 00**	**0 00**	**100 000 00**
Miami Workers Center Inc 6127 Northwest 7th Avenue Miami Flo id 33127						
In general support of its mission to improve the livelihoods of welfare recipients and low wage workers through leadership development organizing outreach coalition building and advocacy	**75 000 00**	**0 00**	**0 00**	**0 00**	**0 00**	**75 000 00**
South Florida Jobs with Justice 1525 NW 167th St eet Suite 300 Miami Florida 33161						
In general support of its mission to build coalitions of labor community, faith based and student organizations that work together to improve the lives of working families in South Florida	**0 00**	**150 000 00**	**100 000 00**	**0 00**	**0 00**	**50 000 00**
Unite for Dignity Inc 1525 NW 167th Street Suite 300 Miami Flo ida 33169						
In general support of its mission to develop grassroots leaders who will work to impro e the working conditions and communities of immigrants in South Florida	**0 00**	**65 000 00**	**65 000 00**	**0 00**	**0 00**	**0 00**
GEORGIA						
Habitat for Humanity International Inc 121 Habitat Street Amencus Georgia 31709 3498						
toward the costs of developing a dynamic knowledge network around leadership community development and low cost housing that will nurture leadership de elopment in its affiliates across the U S	**67 427 00**	**0 00**	**67 427 00**	**0 00**	**0 00**	**0 00**

PROGRAM COUNTRY US STATE Grantee Name(s) Person(s) or Institution(s) Purpose	UNEXPENDED BALANCE AS OF 01-Jan 2004	APPROVED IN 2004	NET EXPENDITURES AS OF Dec 2004	LAPSES (Incl cancs & recens) IN 2004	REVERSIONS (Incl cancs & recens) IN 2004	UNEXPENDED BALANCE AS OF Dec 2004
WORKING COMMUNITIES						
UNITED STATES						
ILLINOIS						
Barat Education Foundation 700 E Westleigh Road Lake Forest Illinois 60045						
toward the costs of its Democracy Through Diversity Initiative which will form panels of Next Generation Leadership participants to partner and speak at educational institutions and community events about issues affecting American democracy	**0 00**	**60 000 00**	**60 000 00**	**0 00**	**0 00**	**0 00**
Center for Labor and Community Research 3411 West Diversey Avenue Chicago Illinois 60647						
In continued support of its Food Chicago Career Path program and related efforts to expand private and public investment in the training of low-wage manufacturi g workers in Illinois	**0 00**	**75 000 00**	**75 000 00**	**0 00**	**0 00**	**0 00**
CEOs for Cities 177 N State Street Suite 500 Chicago Illinois 60601						
toward further development and dissemination of findings of its New Dynamics of Urban America project which aims to keep cities economically competitive and elevate urban issues in national policy debates	**250 000 00**	**0 00**	**250 000 00**	**0 00**	**0 00**	**0 00**
Chicago Coalition for the Homeless 1325 South Wabash A enue Suite 205 Chicago Illinois 60605						
In support of its Day Labor Project which seeks to impro e wages and working conditions for the growing numbers of homeless individuals in Chicago who work as temporary day laborers	**75 000 00**	**0 00**	**75 000 00**	**0 00**	**0 00**	**0 00**
Chicago Jobs Council 29 East Madison Street Suite 1700 Chicago Illinois 60602 4415						
for general support for its work ensuring access to employment a d career ad ancement for low skilled people	**75 000 00**	**0 00**	**75 000 00**	**0 00**	**0 00**	**0 00**
Heartland Alliance for Human Needs and Human Rights 208 South LaSalle Street Suite 1818 Chicago Illinois 60604						
toward the costs of expanding the National Transitional Jobs Network a coalition of independently operated programs and policy centers that have established and promoted transitional jobs programs as a means of helping very low skilled individuals gain access to the supports and training experience necessary to get and keep quality jobs	**0 00**	**100 000 00**	**100 000 00**	**0 00**	**0 00**	**0 00**

PROGRAM COUNTRY US STATE Grantee Name(s) Person(s) or Institution(s) Purpose	UNEXPENDED BALANCE AS OF 01 Jan 2004	APPROVED IN 2004	NET EXPENDITURES AS OF Dec 2004	LAPSES (incl cancs & ece s) IN 2004	REVERSIONS (incl cancs & recens) IN 2004	UNEXPENDED BALANCE AS OF Dec 2004
WORKING COMMUNITIES						
UNITED STATES						
ILLINOIS						
Interfaith Worker Justice 1020 West Bryn Mawr A enue Fourth Floor Chicago Illinois 60660 4627						
In general support of its mission to educate organize and mobilize the religious community in the United States to improve wages benefits and wo king conditions especially for low wage workers	**0 00**	**150 000 00**	**75 000 00**	**0 00**	**0 00**	**75 000 00**
Robert Spnnger Kallen 1870 N Larrabee St eet Chicago Illinois 60614						
to participate in the four modules of the Ne t Ge eration Leadership program	**218 21**	**0 00**	**0 00**	**218 21**	**0 00**	**0 00**
Sargent Shri er National Center on Poverty Law Inc 111 North Wabash Avenue Suite 500 Chicago Illinois 60602						
i general support of its mission to de elop and support collaborati e approaches to achie ing social a d economic justice for low income workers	**0 00**	**150 000 00**	**75 000 00**	**0 00**	**0 00**	**75 000 00**
Uni ersity of Chicago 5801 South Ellis Avenue Chicago Illinois 60637						
for use by its School of Social Service Administration in support of a case study of Jazz on the Boule ard a new mixed income housing development o Chicago s South Side	**0 00**	**100 000 00**	**49 103 00**	**0 00**	**0 00**	**50 897 00**
In support of the development of a book ma usc ipt based on a comparati e study of rede elopment i the predominantly African American neighbo hoods of Harlem in New York City and Bronzeville in Chicago	**0 00**	**63 000 00**	**63 000 00**	**0 00**	**0 00**	**0 00**
Women Employed Institute 111 N Wabash Ave Suire 1300 Chicago Illi ois 60602 2002						
In general support of its mission to improve women s economic status and remove barriers to economic equity	**0 00**	**150 000 00**	**75 000 00**	**0 00**	**0 00**	**75 000 00**
MARYLAND						
Calvert Social Investment Foundation Inc 7315 Wisconsin A enue Suite 1100W Bethesda Maryland 20814 9814						
In general support of its mission to increase the flow of capital to low-income communities in the United States	**0 00**	**150 000 00**	**150 000 00**	**0 00**	**0 00**	**0 00**

PROGRAM COUNTRY US STATE Grantee Name(s) Person(s) or Institution(s) Purpose	UNEXPENDED BALANCE AS OF 01-Jan 2004	APPROVED IN 2004	NET EXPENDITURES AS OF Dec 2004	LAPSES (Incl cancs & recens) IN 2004	REVERSIONS (Incl cancs & recens) IN 2004	UNEXPENDED BALANCE AS OF Dec 2004
WORKING COMMUNITIES						
UNITED STATES						
MARYLAND						
East Baltimore Development Inc 1731 East Chase Street Baltimore Maryland 21213						
In ge eral s pport of its missio to facilitate and rede elop East Baltimore s waterfront and industrial communities by expanding economic housing and human service opportunities in the area	**0 00**	**150 000 00**	**150 000 00**	**0 00**	**0 00**	**0 00**
Editorial Projects in Education Inc 6935 Arlington Road Suite 100 Bethesda Maryland 20814 5281						
In support of the publication and dissemination of an Education Week magazine series reflecting on the 50th anniversary of the 1954 Brown v Board of Education Supreme Court decision which mandated the desegregation of schools across America	**0 00**	**100 000 00**	**100 000 00**	**0 00**	**0 00**	**0 00**
Enterprise Foundation Inc American City Building 10227 Wincopin Circle Suite 500 Columbia Maryland 21044						
In general support of its mission to enable all low-income people in the United States to ha e the opportunity for fit and affordable housing and to move up and out of poverty into the mainstream of American life	**0 00**	**250 000 00**	**250 000 00**	**0 00**	**0 00**	**0 00**
Keith Michael Harper 2008 Wheaton Ha en Court Silver Spring Maryland 94044						
to participate in the four modules of the Next Generation Leadership program	**1 096 88**	**0 00**	**0 00**	**1 096 88**	**0 00**	**0 00**
MASSACHUSETTS						
Abt Associates Inc 55 Wheeler Street Cambridge Massachusetts 02138 1168						
In support of an evaluation of the federal housing voucher program to learn how low income families lives are changed when housing becomes more affordable	**0 00**	**150 000 00**	**150 000 00**	**0 00**	**0 00**	**0 00**
American Prospect Inc 11 Beacon Street Suite 1120 Boston Massachusetts 02108						
toward the costs of publishing a special issue of its American Prospect magazine exploring the impact of growing inequality on American institutions and individual mobility	**0 00**	**30 000 00**	**30 000 00**	**0 00**	**0 00**	**0 00**

PROGRAM COUNTRY US STATE Grantee Name(s) Person(s) or Institution(s) Purpose	UNEXPENDED BALANCE AS OF 01-Jan 2004	APPROVED IN 2004	NET EXPENDITURES AS OF Dec 2004	LAPSES (Incl cancs & recens) IN 2004	REVERSIONS (Incl cancs & recens) IN 2004	UNEXPENDED BALANCE AS OF Dec 2004
WORKING COMMUNITIES						
UNITED STATES						
MASSACHUSETTS						
Boston Community Capital Inc 56 Warren Street Palladio Hall Boston Massachusetts 02119 3236						
toward the costs of two annual meeti gs of the Members Committee of the Boston Community Venture Capital Fund II that will provide opportunities for Members to learn about the Fund s portfolio investments and capture lessons to be shared broadly in the community de elopment venture capital field	***7 500 00***	***0 00***	***7 500 00***	**0 00**	**0 00**	**0 00**
Boston Foundation Inc 75 Arlington Street 10th Floor Boston Massachusetts 02116						
for its project the Boston Workfo ce De elopment Initiati e which aims to pro ide disad antaged ad lts with high quality employment and training opportu ities that lead to economic security for themselves and their families	**150 000 00**	**0 00**	**150 000 00**	**0 00**	**0 00**	**0 00**
towa d the costs of completing the first phase a d launching the second phase of its Skillworks program to strengthen Boston commu ity employment age cies that help low-skilled workers and their families gain *economic security*	**0 00**	**250 000 00**	**100 000 00**	**0 00**	**0 00**	**150 000 00**
Conservation Law Foundation Inc 62 Summer Street Boston Massachusetts 02110 1016						
for a project by its Smart Growth program that promotes the development of an underused and neglected urban rail line into a high quality rapid transit service for a string of low income communities of color in Boston	**0 00**	**100 000 00**	**100 000 00**	**0 00**	**0 00**	**0 00**
Harvard Uni ersity Massachusetts Hall Cambndge Massachusetts 02138						
for use by its Civil Rights Project toward the costs of publishing and disseminating a volume on housing racial equality and regionalism	**0 00**	**20 000 00**	**20 000 00**	**0 00**	**0 00**	**0 00**
for use by its Joint Ce te fo Ho si g St dies in s pport of a l te national confe c Mo tha Sh lte Mobilizing Housing Finance for Economic and Social Development to be held at the Bellagio Study and Conference Center in May 2005	**0 00**	**288 130 00**	**100 000 00**	**0 00**	**0 00**	**188 130 00**
for use by its Joint Center for Ho sing Studies toward a i itiati e to in estigate the importa ce of affo dable housing to h man comm nity and workforce development	**138 229 00**	**0 00**	**138 229 00**	**0 00**	**0 00**	**0 00**

PROGRAM COUNTRY US STATE Grantee Name(s) Person(s) or Institution(s) Purpose	UNEXPENDED BALANCE AS OF 01-Jan 2004	APPROVED IN 2004	NET EXPENDITURES AS OF Dec 2004	LAPSES (Incl cancs & recens) IN 2004	REVERSIONS (Incl cancs & recens) IN 2004	UNEXPENDED BALANCE AS OF Dec 2004
WORKING COMMUNITIES						
UNITED STATES						
MASSACHUSETTS						
Initiative for a Competitive Inner City Inc 727 Atlantic Avenue Suite 600 Boston Massachusetts 02111						
for continued support of its Inner City Economic Forum which aims to ad ance private in estment in America s inner cities	**0 00**	**200 000 00**	**50 000 00**	**0 00**	**0 00**	**150 000 00**
Jobs for the Future Inc 88 Broad Street 8th Floor Boston Massachusetts 02110						
for general support of its mission to de elop and implement effecti e strategies for expanding economic opportunity for the urban working poor	**200 000 00**	**0 00**	**0 00**	**0 00**	**0 00**	**200 000 00**
Massach setts Institute of Technology 77 Massachusetts Avenue Room E19 750 Cambridge Massachusetts 02139						
for use by its Industrial Performance Center toward the costs of establishing a working group to examine issues related to the offshoring of service work from the U S to other countries	**0 00**	**99 667 00**	**99 667 00**	**0 00**	**0 00**	**0 00**
Massachusetts Workforce Alliance Inc 23 Charnwood Road #1 Somerville Massachusetts 02144						
toward the costs of its Community Policy Education Campaign which convenes workforce development practitioners and informs them about state policy and job access for low income workers	**0 00**	**35 000 00**	**35 000 00**	**0 00**	**0 00**	**0 00**
National Alliance for Fair Employment 33 Harrison A enue 3rd Floor Boston Massachusetts 02111						
in general support of its mission to undertake research policy analysis and convenings for its network of grassroots groups working to improve policies that affect day laborers and part time and contingent workers	**60 000 00**	**0 00**	**0 00**	**0 00**	**0 00**	**60 000 00**
National Bureau of Economic Research Inc 1050 Massachusetts Avenue Cambridge Massachusetts 02138						
toward the costs of a research study to better understand the way reward structures affect individual and group performance	**29 000 00**	**0 00**	**29 000 00**	**0 00**	**0 00**	**0 00**

PROGRAM COUNTRY US STATE Grantee Name(s) Person(s) or Institution(s) Purpose	UNEXPENDED BALANCE AS OF 01-Jan 2004	APPROVED IN 2004	NET EXPENDITURES AS OF Dec 2004	LAPSES (incl cancs & recens) IN 2004	REVERSIONS (incl cancs & recens) IN 2004	UNEXPENDED BALANCE AS OF Dec 2004
WORKING COMMUNITIES						
UNITED STATES						
MASSACHUSETTS						
The Housing Partnership Network Inc 160 State Street 5th Floor Boston Massachusetts 02109						
toward general s pport of its mission to promote peer to peer collaboration business de elopment and policy advocacy among regional nonprofit housing partnerships	50 000 00	0 00	50 000 00	0 00	0 00	0 00
U iversity of Massachusetts Lowell 600 Suffolk Street Lowell Mas ach sett 01854						
toward the costs of a research study on the impact of retail industry restructuring on workers in the United States and Mexico	32 500 00	0 00	32 500 00	0 00	0 00	0 00
YouthBuild USA Inc 58 Day Street P O Bo 440332 Somerville Massachusetts 02144						
In support of its p og am that develops employment opportu ities for its graduates working for Home Depot and other corporate partners	80 000 00	0 00	0 00	0 00	0 00	80 000 00
MINNESOTA						
Progressi e Technology Project 2801 21st A enue South Suite 132E Minneapolis Minnesota 55407						
In general support of its mission to elevate the use of information and communication technology by community based organizations	0 00	120 000 00	120 000 00	0 00	0 00	0 00
University of Minnesota 100 Church Street S E Minneapolis Minnesota 55455						
for use by its Institute on Race and Poverty for a study designed to show where mismatches between jobs and available workers are most severe and where affordable housing is most needed in various U S metropolitan regions	0 00	100 000 00	50 000 00	0 00	0 00	50 000 00
NEW JERSEY						
Ed cation Law Center Inc 60 Park Place Suite 300 Newark New Je sey 07102						
toward the costs of its Abbott Indicators Project to develop an accountability model for engaging communities in monitoring school finance reform	0 00	200 000 00	200 000 00	0 00	0 00	0 00

PROGRAM COUNTRY US STATE Grantee Name(s) Person(s) or Institution(s) Purpose	UNEXPENDED BALANCE AS OF 01-Ja 2004	APPROVED IN 2004	NET EXPENDITURES AS OF Dec 2004	LAPSES (I cl cancs & recens) IN 2004	REVERSIONS (incl cancs & recens) IN 2004	UNEXPENDED BALANCE AS OF Dec 2004
WORKING COMMUNITIES						
UNITED STATES						
NEW JERSEY						
National Housing Institute 460 Bloomfield A enue Suite 211 Montclair New Jersey 07042 3552						
In general support of its research and education activities that support nonprofit, community based organizations providing affordable housing and economic opportunities for residents of low to moderate income neighborhoods	100 000 00	0 00	100 000 00	0 00	0 00	0 00
NEW YORK						
American Civil Liberties Union Foundation Inc 125 Broad Street 18th Floor New York New York 10004 2400						
for general support	0 00	150 000 00	0 00	0 00	150 000 00	0 00
Association for Neighborhood & Housing Development Inc 50 B oad Street Suite 1125 New York New Yo k 10004						
toward general support of its advocacy and policy work to promote a progressive affordable housing agenda in New York City	150 000 00	0 00	150 000 00	0 00	0 00	0 00
Association of Black Foundation Executives Inc 23 G amercy Park South New York New York 10003						
toward general support of its efforts to promote effective and responsive philanthropy in African American communities	0 00	75 000 00	75 000 00	0 00	0 00	0 00
Association of Community Organi ations fo Reform Now 88 Third Avenue Brooklyn New York 11217						
for use by its New York affiliate for an initiative to encourage de elopers to increase construction of affordable housing in low income New York City neighborhoods	0 00	50 000 00	25 000 00	0 00	0 00	25 000 00
Campaign for Fiscal Equity Inc 317 Madison Avenue Suite 1708 New York New York 10017						
In general support of its mission to reform New York State s school finance system to ensure adequate resources and the opportunity for a sound basic education for all students in New York City	0 00	200 000 00	200 000 00	0 00	0 00	0 00

PROGRAM COUNTRY US STATE Grantee Name(s) Person(s) or Institution(s) Purpose	UNEXPENDED BALANCE AS OF 01-Jan 2004	APPROVED IN 2004	NET EXPENDITURES AS OF Dec 2004	LAPSES (incl cancs & rece s) IN 2004	REVERSIONS (incl cancs & recens) IN 2004	UNEXPENDED BALANCE AS OF Dec 2004
WORKING COMMUNITIES						
UNITED STATES						
NEW YORK						
Campaign for Fiscal Equity Inc						
toward the costs of its Ad ocacy Center for Children s Educational Success with Standards a national initiative designed to research a d promote strategies to expa d educational opportunities for all public school children specifically those atte ding under-funded schools	**0 00**	**50 000 00**	**50 000 00**	**0 00**	**0 00**	**0 00**
CEJJES Institute Inc 1003 Route 45 Pomona New York 10970						
towa d the costs of a mo og aph by Edmu d W Go don Ed cation E cellence and Equity, to commemorate the 50th anniversary of the 1954 Brown v Board of Education Supreme Court decision which mandated the desegregation of schools across America	**40 000 00**	**0 00**	**40 000 00**	**0 00**	**0 00**	**0 00**
Citi ens Union Foundation of the City of New York 299 Broadway Suite 700 New York New York 10007						
toward the costs of its project Community Gazettes a website that connects New York City residents with salient information about their neighborhoods and engages them in debates about community based planning	**0 00**	**65 000 00**	**65 000 00**	**0 00**	**0 00**	**0 00**
City Futures Inc 120 Wall Street 20th Floor New Yo k New York 10005						
for general support of its mission to impro e the economic health of New York City and create job opportunities for low income and working class New Yorkers	**0 00**	**130 000 00**	**130 000 00**	**0 00**	**0 00**	**0 00**
Common Ground Community Housing De elopment Fund Corporation Inc 14 East 28th Street New York New York 10016						
In support of a conference designed to identify new and mo e effective strategies to end homelessness in the United States to be held i Octobe 2004	**0 00**	**65 000 00**	**65 000 00**	**0 00**	**0 00**	**0 00**
Community De elopment Venture Capital Alliance 330 Se enth A enue 19th Floor New York New York 10001						
In general support of its mission to promote the use of venture capital tools to grow the economies of distressed communities by creating good jobs entrepreneurial capacity and wealth for low income residents	**0 00**	**330 000 00**	**110 000 00**	**0 00**	**0 00**	**220 000 00**

PROGRAM COUNTRY US STATE Grantee Name(s) Person(s) or Institution(s) Purpose	UNEXPENDED BALANCE AS OF 01-Jan 2004	APPROVED IN 2004	NET EXPENDITURES AS OF Dec 2004	LAPSES (Incl cancs & recens) IN 2004	REVERSIONS (Incl cancs & recens) IN 2004	UNEXPENDED BALANCE AS OF Dec 2004
WORKING COMMUNITIES						
UNITED STATES						
NEW YORK						
Community Service Society of New York 105 East 22nd Street New York New York 10010						
toward the costs of a research project The Unheard Third to survey and publish data on the economic and community concerns of low income New Yorkers	0 00	80 000 00	80 000 00	0 00	0 00	0 00
Community Voices Heard Inc 170 East 116th Street Suite 1E New York New York 10029						
for general support of its mission to e pa d economic opportunity jobs and access to education a d training for low income people in New York City	0 00	110 000 00	110 000 00	0 00	0 00	0 00
in support of an analytic narrative of the development of its model of community organizing from its establishment in 1994 to the present	0 00	35 000 00	35 000 00	0 00	0 00	0 00
Consortium for Worker Education Inc 275 Seventh Avenue New York New York 10010						
in support of policy development and community outreach activities that will ad ance deeper ties among labor unions and community g oups in New York City	75 000 00	0 00	75 000 00	0 00	0 00	0 00
Cornell University 300 Day Hall Ithaca New York 14853						
for use by its School of Ind strial and Labor Relations Program on Employment and Disability toward the costs of producing a background paper for and covering the costs of non governmental participants attending a 2003 meeting to share information with peers in the U K about successful U S policies and programs aimed at assisting disabled people to gain employment	0 00	0 00	5 765 00	5 765 00	0 00	0 00
in support of a study of trends and costs in outsourcing of film television and video production jobs from the United States to Canada	0 00	22 500 00	22 500 00	0 00	0 00	0 00
Corporation for Supportive Housing 50 Broadway 17th Floor New York New York 10004						
toward general support of its mission to end homelessness in the United States by creating an effective delivery system for supportive housing	0 00	650 000 00	650 000 00	0 00	0 00	0 00

PROGRAM COUNTRY US STATE Grantee Name(s) Person(s) or Institution(s) Purpose	UNEXPENDED BALANCE AS OF 01-Jan 2004	APPROVED IN 2004	NET EXPENDITURES AS OF Dec 2004	LAPSES (Incl cancs & recens) IN 2004	REVERSIONS (Incl cancs & recens) IN 2004	UNEXPENDED BALANCE AS OF Dec 2004
WORKING COMMUNITIES						
UNITED STATES						
NEW YORK						
Demos· A Network for Ideas and Action Ltd 220 Fifth Avenue Fifth Floor New York New York 10001						
In general s pport of its mission to build a more inclusi e democracy and promote greater economic equality and opportunity in the U S through research policy advocacy and communications	**0 00**	**150 000 00**	**100 000 00**	**0 00**	**0 00**	**50 000 00**
Elizabeth Harnet Canner 2 Washington Square Village # 9K New York New York 10012						
to participate in the four modules of the Next Generation Leadership program	**2 043 17**	**0 00**	**1 706 33**	**336 84**	**0 00**	**0 00**
Fifth A en e Committee Inc 141 Fifth A enue Brooklyn New York 11217						
for continued support of its Learn More/Earn More program for low wage earners which combines adult education in basic English a d math skills with career cou seli g	**0 00**	**140 000 00**	**90 000 00**	**0 00**	**0 00**	**50 000 00**
Firelight Media Inc 324 Convent A enue New Yo k New York 10031						
toward the costs of producing a d distributi g Brown 50 a series of fi e short film segments that addresses the historic 1954 Supreme Court decision Brown v Board of Education which mandated desegregation of schools across America	**0 00**	**200 000 00**	**200 000 00**	**0 00**	**0 00**	**0 00**
Fiscal Policy Institute Inc 1 Lea Jet La e Latham New York 12110						
for general support of its mission to conduct research and policy analysis on labor market and economic issues in New York City and New York State	**100 000 00**	**0 00**	**0 00**	**0 00**	**0 00**	**100 000 00**
Fund for the City of New York 121 Avenue of the Americas 6th Floor New York New York 10013 1590						
In support of its project the New York City Employment and Training Coalition for increasing the availability of high quality employment and training to low income New Yorkers	**60 000 00**	**0 00**	**60 000 00**	**0 00**	**0 00**	**0 00**

PROGRAM COUNTRY US STATE Grantee Name(s) Person(s) or Institution(s) Purpose	UNEXPENDED BALANCE AS OF 01-Jan 2004	APPROVED IN 2004	NET EXPENDITURES AS OF Dec 2004	LAPSES (Incl cancs & recens) IN 2004	REVERSIONS (Incl cancs & recens) IN 2004	UNEXPENDED BALANCE AS OF Dec 2004
WORKING COMMUNITIES						
UNITED STATES						
NEW YORK						
Graduate School and University Center City University of New York						
for use by its Center for Human En ironments Opportunity Gap Research Project toward a dance performance and costs associated with the dissemination through multimedia venues of Echoes: Youth Perspectives on Racial Justice and Public Education si ce Brown, ' which illustrates the legacy and ongoing struggles of the 1954 Brown v Board of Education Supreme Court decision mandating the desegregation of schools across America	0 00	209 864 00	209 864 00	0 00	0 00	0 00
365 Fifth A enue New York New York 10016 4309						
fo se by its Cente for H ma E vi onment s Yo th St dies Research Gro p in support of its project Echoes Youth produced research and performance on racial justice and public education fifty years after Brown	0 00	11 550 00	11 550 00	0 00	0 00	0 00
Healthy Schools Network Inc 773 Madison A enue Albany New York 12208						
for a study of the environmental health status of public schools in two New York State counties and how school facilities affect children s ability to learn	0 00	50 000 00	50 000 00	0 00	0 00	0 00
Hostos Community College 500 Grand Concourse Rm B-447 Bro New York 10451						
to enhance Hostos Community College s institutional capacity to serve its surrounding South Bronx neighborhood	0 00	0 00	6 900 91	6 900 91	0 00	0 00
Living Cities Inc · The National Community Development Initiati e 55 West 125th Street 11th Floor New York New Yo k 10027						
for continued support of the second ten year phase of the National Community Development Initiative	0 00	2 166 000 00	2 166 000 00	0 00	0 00	0 00
Local Initiati es Support Corpo ation 501 Seventh A enue 7th Floor New York New York 10018						
for continued general support of its mission to assist community development corporations in their efforts to transform distressed urban neighborhoods into healthy and working communities	0 00	300 000 00	300 000 00	0 00	0 00	0 00
for use by its Phoenix office toward pre development and start up costs for the Phoenix Housing Partnership which will seek to develop affordable housing in the greater Phoenix area	40 000 00	0 00	20 000 00	0 00	0 00	20 000 00

PROGRAM COUNTRY US STATE Grantee Name(s) Person(s) or Institution(s) Purpose	UNEXPENDED BALANCE AS OF 01-Jan 2004	APPROVED IN 2004	NET EXPENDITURES AS OF Dec 2004	LAPSES (incl cancs & recens) IN 2004	REVERSIONS (i cl cancs & recens) IN 2004	UNEXPENDED BALANCE AS OF Dec 2004
WORKING COMMUNITIES						
UNITED STATES						
NEW YORK						
Local Initiatives Support Corporation						
for use by its Twin Cities office toward the Twin Cities Pilot Cities Initiati e, a collabo ati e community development initiati e whose goal is to connect people and place in the neighborhoods surrounding two aging commercial corridors in Minneapolis and St Paul Minnesota	**0 00**	**200 000 00**	**133 334 00**	**0 00**	**0 00**	**66 666 00**
MDRC 16 East 34th Street 19th Floor New York New York 10016 4326						
In support of a U S U K learning e change on demonstration projects in order to strengthen the e idence base for policies that impro e the well being of low income people and to explore opportunities for similar international i itiati es	**0 00**	**100 000 00**	**100 000 00**	**0 00**	**0 00**	**0 00**
toward the costs of its Judith Gueron Fund for Methodological Innovation in Social Policy Research which will disseminate the evaluation framework and methods learned under the Jobs Plus project to a broad audience of researchers	**0 00**	**250 000 00**	**50 000 00**	**0 00**	**0 00**	**200 000 00**
toward the costs of its Wo k Ad ancement and Support Center demonstration project which seeks to impro e incomes of and rates of sustained employment and career ad ancement among low wage workers	**0 00**	**250 000 00**	**250 000 00**	**0 00**	**0 00**	**0 00**
NAACP Legal Defense and Educational Fund Inc 99 Hudson Street Suite 1600 New Yo k New York 10013 2897						
toward the costs of public education efforts including a national symposium and the production of educational materials commemorating the 50th anni e sary of the 1954 Brow v Board of Education Supreme Court decision mandating the desegregation of schools across America	**0 00**	**750 000 00**	**750 000 00**	**0 00**	**0 00**	**0 00**
National Employment Law Project Inc 55 John Street Seventh Floor New York New York 10038						
in general support of its mission to promote enforcement and expansion of employment protections for low-income and unemployed workers	**0 00**	**250 000 00**	**250 000 00**	**0 00**	**0 00**	**0 00**
In support of its New York Unemployment Project which uses grassroots public education and advocacy to impro e New York s safety net programs for the unemployed and for its coordination and support of public education efforts at the state level about the fede al Unemployment Insurance program	**125 000 00**	**0 00**	**125 000 00**	**0 00**	**0 00**	**0 00**

PROGRAM COUNTRY US STATE Grantee Name(s) Person(s) or Institution(s) Purpose	UNEXPENDED BALANCE AS OF 01-Jan 2004	APPROVED IN 2004	NET EXPENDITURES AS OF Dec 2004	LAPSES (incl cancs & recens) IN 2004	REVERSIONS (incl cancs & recens) IN 2004	UNEXPENDED BALANCE AS OF Dec 2004
WORKING COMMUNITIES						
UNITED STATES						
NEW YORK						
National Urban League Inc 120 Wall Street New Yo k New York 10005						
toward planning costs to assess the potential for creating a national Commission on the Black Male as a vehicle for facilitating positive debate on, and devising community driven solutions to the systemic exclusion of male African Americans from economic growth and urban renewal cycles	**0 00**	**130 000 00**	**130 000 00**	**0 00**	**0 00**	**0 00**
New York Community Trust 909 Third A en e 22nd Floor New York New York 10022						
In support of its project, the New York City Workforce Development Funders Group In partnership with the New Yo k City Dep rtm nt of Small B siness Services to pro ide traini g to low I come workers in local healthcare and a latio l dustries	**0 00**	**125 000 00**	**125 000 00**	**0 00**	**0 00**	**0 00**
In support of the Donors Education Collaborative a joint grantmaking effort of New York based public education funders to promote broad public engagement in systemic public school reform in New York City	**0 00**	**150 000 00**	**150 000 00**	**0 00**	**0 00**	**0 00**
New York Immigration Coalition Inc 275 Seventh Avenue Ninth Floor New Yo k New Yo k 10001						
In general support of its mission to promote and protect the rights and economic opportunities of immigrant workers and their families in New York City	**0 00**	**75 000 00**	**75 000 00**	**0 00**	**0 00**	**0 00**
New York Jobs with Justice Inc 50 Broadway 24th Floor New York New Yo k 10004						
toward the costs of implementing its TRADES project which provides skill training and livable wage opportunities with New York City Housing Authority funded construction projects for residents in public housing	**0 00**	**100 000 00**	**100 000 00**	**0 00**	**0 00**	**0 00**
toward the costs of three projects being undertaken by its city-wide labor community religious and student coalitio to p omote work rights a d more acco ntable equitable economic development in New York City	**150 000 00**	**0 00**	**150 000 00**	**0 00**	**0 00**	**0 00**
New York University 70 Washington Square South 12th Floor New York New York 10012						
for use by its Center for Leadership Development Dialogue and Inquiry at the Robert F Wagner Graduate School of Public Service in support of the Next Generation Leadership program formerly operated by the Rockefeller Foundation	**0 00**	**1 192 850 00**	**566 857 00**	**0 00**	**0 00**	**625 993 00**

PROGRAM COUNTRY US STATE Grantee Name(s) Person(s) or Institution(s) Purpose	UNEXPENDED BALANCE AS OF 01-Jan 2004	APPROVED IN 2004	NET EXPENDITURES AS OF Dec 2004	LAPSES (incl cancs & recens) IN 2004	REVERSIONS (incl cancs & recens) IN 2004	UNEXPENDED BALANCE AS OF Dec 2004
WORKING COMMUNITIES						
UNITED STATES						
NEW YORK						
New York University						
fo use by its I stit te for Ed catio a d Social Policy I support of the seco d phase of research to increase community participation in school facility design and de elopment in New York City	0 00	100 000 00	0 00	0 00	0 00	100 000 00
for use by its Steinhardt School of Education s Metropolitan Center for Urban Education to present a two day forum commemorating the 1954 Brown v Board of Education Supreme Court decision mandating the desegregatio of schools across America	0 00	100 000 00	50 000 00	0 00	0 00	50 000 00
P tt l tt t 200 Willoughby A enue Brooklyn New York 11205						
in support of its Center for Community and Environmental Development whose mission is reduce poverty in New York City s low and moderate income communities by promoting s stainable economic development	0 00	115 000 00	115 000 00	0 00	0 00	0 00
Public Interest Projects 80 Broad Street 17th Floor New York New York 10004						
in support of its project the Funders Collaborati e for Racial Justice Inno ation to promote collecti e efforts by lawyers and local community based organizations that are using legal tools to improve resource equity and policy outcomes for racially and ethnically marginalized communities	840 000 00	0 00	840 000 00	0 00	0 00	0 00
Public Policy and Education Fund of New York Inc 94 Central Avenue Albany New York 12206						
in support of its Alliance for Quality Education project to expand and conduct public education research policy analysis and leadership traini g to contribute to New York State s school finance reform efforts	0 00	390 000 00	390 000 00	0 00	0 00	0 00
Puerto Rican Legal Defense and Education Fund Inc 99 Hudson Street 14th Floor New York New York 10013 2815						
towa d general support	0 00	125 000 00	125 000 00	0 00	0 00	0 00
Regional Plan As ociation I c 4 Irving Place 7th Floo New York New York 10003						
in support of its project the Civic Alliance to Rebuild Downtown New York a coalition of more than 75 businesses and community and environmental groups that is working to ensure that all constituencies are represented in the rebuilding of downtown New York City	0 00	275 000 00	275 000 00	0 00	0 00	0 00

PROGRAM COUNTRY US STATE Grantee Name(s) Person(s) or Institution(s) Purpose	UNEXPENDED BALANCE AS OF 01 Jan 2004	APPROVED IN 2004	NET EXPENDITURES AS OF Dec 2004	LAPSES (incl cancs & recens) IN 2004	REVERSIONS (incl cancs & recens) IN 2004	UNEXPENDED BALANCE AS OF Dec 2004
WORKING COMMUNITIES						
UNITED STATES						
NEW YORK						
Restaurant Opportunities Center of New York 99 Hudson St eet 3rd Floor New York New Yo k 10013						
In general support of its mission to impro e working conditions for restaurant workers in New York City	**0 00**	**60 000 00**	**60 000 00**	**0 00**	**0 00**	**0 00**
Sean Patrick Maloney 140 East 28th Street Apt 2F New York New York 10016						
to participate in the four modules of the Next Generation Leadership program	**715 08**	**0 00**	**0 00**	**715 08**	**0 00**	**0 00**
Syracuse University 300 Tolley Admi istration B ildi g Syracuse New York 13244 1100						
for use by its Maxwell School of Citizenship and Public Affairs Center for Policy Research to conduct research and policy analysis on key issues facing school finance reform in New York State	**0 00**	**100 000 00**	**100 000 00**	**0 00**	**0 00**	**0 00**
Teachers College Columbia University 525 West 120th Street New York New Yo k 10027 6902						
for use by its Gottesman Libraries to de elop a comprehe sive digital archive prototype for documenting school finance reform activities in New York State	**0 00**	**80 000 00**	**80 000 00**	**0 00**	**0 00**	**0 00**
The City Project Inc 350 Broadway Suite 525 New York New York 10013						
In general support of its mission to ensure that New York City s fiscal policies are grounded in principles of fai ess and transparency and designed to serve the city s low income residents	**30 000 00**	**0 00**	**30 000 00**	**0 00**	**0 00**	**0 00**
The New School 72 Fifth Avenue New York New York 10011						
for use by its Robert J Milano Graduate School of Management and Urban Policy for an information exchange website that serves as a management resource for community development corporations	**0 00**	**10 600 00**	**10 600 00**	**0 00**	**0 00**	**0 00**

PROGRAM COUNTRY US STATE Grantee Name(s) Person(s) or Institution(s) Purpose	UNEXPENDED BALANCE AS OF 01-Jan 2004	APPROVED IN 2004	NET EXPENDITURES AS OF Dec 2004	LAPSES (incl cancs & recens) IN 2004	REVERSIONS (incl cancs & recens) IN 2004	UNEXPENDED BALANCE AS OF Dec 2004
WORKING COMMUNITIES						
UNITED STATES						
NEW YORK						
Urban Justice Center 666 B adway 10th Flo New York New Yo k 10012						
In general support of its mission to pro ide legal representation to and advocate on behalf of low income residents in New York City	**0 00**	**100 000 00**	**50 000 00**	**0 00**	**0 00**	**50 000 00**
Vera Institute of Justice Inc 233 Broadway 12th Floor New York New York 10279						
toward the costs of data analysis for a research project on homelessness in New York City	**0 00**	**40 000 00**	**40 000 00**	**0 00**	**0 00**	**0 00**
William J Brenna Jr Center for Justice Inc c/o NYU School of Law 161 A en e of the Americas 12th Floor New York New York 10013						
In support of its project the Economic Justice Program, which provides research and policy analysis to assist the work of community based g oups in New York City in ol ed in economic justice issues	**125 000 00**	**0 00**	**125 000 00**	**0 00**	**0 00**	**0 00**
toward the costs of a study of unregulated work in New York and Chicago	**0 00**	**110 000 00**	**110 000 00**	**0 00**	**0 00**	**0 00**
Workfo ce In estment Company Inc 100 Fifth A enue 9th Floor New York City New York 10011						
toward the costs of its wage tax credit syndication project which aims to generate capital for programs advancing employment for low skilled jobseekers	**0 00**	**100 000 00**	**100 000 00**	**0 00**	**0 00**	**0 00**
NORTH CAROLINA						
Duke Uni ersity Box 90001 Durham North Carolina 27708 0340						
to enable the Global Value Chain Initiative to monitor ongoing trends and issues of global economic restructuring and employment shifts and to analyze recent industrial development in Mexico	**0 00**	**350 000 00**	**250 000 00**	**0 00**	**0 00**	**100 000 00**
Stone Circles 301 West Main Street S ite 280 Durham North Carolina 27701						
toward the costs of its Seeding a Movement in Sustainable Activism project, aimed at bringing the tools and practices of sustainable activism into the larger political discourse on building democracy	**0 00**	**60 000 00**	**60 000 00**	**0 00**	**0 00**	**0 00**

PROGRAM COUNTRY US STATE Grantee Name(s) Person(s) or Institution(s) Purpose	UNEXPENDED BALANCE AS OF 01-Jan 2004	APPROVED IN 2004	NET EXPENDITURES AS OF Dec 2004	LAPSES (incl cancs & recens) IN 2004	REVERSIONS (incl cancs & recens) IN 2004	UNEXPENDED BALANCE AS OF Dec 2004
WORKING COMMUNITIES						
UNITED STATES						
NORTH CAROLINA						
Teaching Quality Foundation Inc 976 Airport Road Suite 250 Chapel Hill North Carolina 27514						
for use by its Southeast Center for Teaching Quality in de eloping a national model for states to assess the progress of teacher and teaching quality efforts especially in low income urban and rural communities	**30 000 00**	**0 00**	**0 00**	**0 00**	**0 00**	**30 000 00**
Uni ersity of North Carolina at Chapel Hill Hamilton Hall Campus Bo #3210 Chapel Hill North Carolina 27599						
for se by the Center fo Comm ity Capitalism of its Kena Instit te of Private E terprise toward the costs of a case study of the investment policies of the North Carolina Escheat Fund the prospects for Fund investment in undercapitalized communities in the state and a comparison with other similar state unclaimed property programs	**0 00**	**35 000 00**	**35 000 00**	**0 00**	**0 00**	**0 00**
PENNSYLVANIA						
Public/Pri ate Ventures 2000 Market Street Suite 600 Philadelphia Pennsyl ania 19103						
for continued support of its Working Ventures initiative which aims to build organizational capacity in workforce development providers serving low skilled youth and low-wage earners in economically challenged communities	**0 00**	**325 000 00**	**162 500 00**	**0 00**	**0 00**	**162 500 00**
University of Pennsylvania Philadelphia Pennsylvania 19104 6380						
in support of the Campbell Collaboration to produce and maintain systematic reviews of studies of the effectiveness of social and education interventions	**31 47**	**0 00**	**0 00**	**31 47**	**0 00**	**0 00**
TENNESSEE						
Nashville Career Ad ancement Center 621 Mainstream Dri e Suite 210 Nashville Tennessee 37228						
toward support of its program aiming to increase the effectiveness of job training agencies in Nashville Tennessee that help low income job seekers secure livable wage employment	**75 000 00**	**0 00**	**0 00**	**0 00**	**0 00**	**75 000 00**

PROGRAM COUNTRY US STATE Grantee Name(s) Person(s) or Institution(s) Purpose	UNEXPENDED BALANCE AS OF 01-Jan 2004	APPROVED IN 2004	NET EXPENDITURES AS OF Dec 2004	LAPSES (incl cancs & recens) IN 2004	REVERSIONS (incl cancs & recens) IN 2004	UNEXPENDED BALANCE AS OF Dec 2004
WORKING COMMUNITIES						
UNITED STATES						
TEXAS						
Center for Public Policy Priorities 900 Lydia Street A stin Te as 78702 2625						
In general support of its work to improve public policies and practices in Texas so that they can better address the economic and social needs of low and moderate income Texans	**0 00**	**100 000 00**	**100 000 00**	**0 00**	**0 00**	**0 00**
Cornerstone Assistance Network Inc 6924 Glen iew Drive Fort Worth T as 76180						
fo conti ued support of its program to increase the effecti eness of job training agencies a d the workforce development system in Fort Worth Texas	**0 00**	**235 000 00**	**127 000 00**	**0 00**	**0 00**	**108 000 00**
National Center for Educational Accountability 4030 2 West Braker Lane Suite 200 Austin Texas 78759						
fo a e e ch p oject o how high p rfo ming high schools sel ct th l staff and b ild staff apacity	**0 00**	**100 000 00**	**0 00**	**0 00**	**0 00**	**100 000 00**
Near Northside Partners Council Inc 1519 Circle Park Bl d Fort Worth Te as 76106						
In support of its resident in olved jobs de elopment program that partners with local public agencies seeking to improve comprehensive social services for the Near Northside community in Fort Worth Texas	**50 000 00**	**0 00**	**50 000 00**	**0 00**	**0 00**	**0 00**
Sonya Michelle Lopez 708 Franklin San Marcos Texas 78666						
to participate in the four modules of the Next Gene ation Leadership program	**11 79**	**0 00**	**0 00**	**11 79**	**0 00**	**0 00**
Texas Low Income Housing Information Service 508 Powell Street Austin Texas 78703 5122						
toward general support of its mission to aid low income Texans efforts to achieve quality affordable housing	**0 00**	**100 000 00**	**100 000 00**	**0 00**	**0 00**	**0 00**

PROGRAM COUNTRY US STATE Grantee Name(s) Person(s) or Institution(s) Purpose	UNEXPENDED BALANCE AS OF 01-Jan 2004	APPROVED IN 2004	NET EXPENDITURES AS OF Dec 2004	LAPSES (incl cancs & rece s) IN 2004	REVERSIONS (incl cancs & recens) IN 2004	UNEXPENDED BALANCE AS OF Dec 2004
WORKING COMMUNITIES						
UNITED STATES						
TEXAS						
University of Texas at Austin Austin Texas 78713						
for use by its Ce te for Af ica and Africa Americ n Studies for the Diasporic Racisms project a new area of racial analysis and activist scholarship regarding the impact of transnational demographic, political social and economic processes on the changing character of race relations in the U S especially as they impact Black Latino and indigenous peoples	200 000 00	0 00	100 000 00	0 00	0 00	100 000 00
for use by its Lyndon B Johnson School of Public Affairs Ray Marshall Center for the Study of Human Resources towa d th co t of a p oject to st e gthe efforts i e e l states to doc me t a d diss mi te information about the perfo mance of wo kforce development systems in meeting the needs of the working poor and to plan a demonstration of how workforce development systems can better meet the needs of disenf a chised jobseeke s in ce tral Te as	0 00	180 000 00	180 000 00	0 00	0 00	0 00
for use by its School of Architecture s Partnership for Quality Growth and Preservation in support of its work to develop a research agenda for affordable housing for the poor in Texas	0 00	100 000 00	100 000 00	0 00	0 00	0 00
VIRGINIA						
Charlottesville Public Housing Association of Residents Inc 1000 Preston A enue Suite C Charlottes ille Virginia 22903						
In ge e al s pport of its missio to pro ide p blic ho si g r side ts with the k owledge skills a d leade ship development to improve their communities	25 000 00	0 00	25 000 00	0 00	0 00	0 00
Financial Markets Center Inc P O Box 23 Howardsville Virginia 24562						
In general support of its mission to use research policy analysis and public education to make the operation of financial market institutions more transparent and promote democratic values accountable public institutions and improved livings standards for citizens	0 00	175 000 00	87 500 00	0 00	0 00	87 500 00
WASHINGTON						
Institute for Community Leadership Training and Organizing 8209 South 222nd St eet S ite 201 Kent Washington 98032						
toward the costs of designing inter generational cross cultural exchanges to promote in racially and socio economically disenfranchised communities meaningful participation in civic and community life through electoral empowerment and participation	0 00	60 000 00	60 000 00	0 00	0 00	0 00

PROGRAM COUNTRY US STATE Grantee Name(s) Person(s) or Institution(s) Purpose	UNEXPENDED BALANCE AS OF 01-Jan 2004	APPROVED IN 2004	NET EXPENDITURES AS OF Dec 2004	LAPSES (incl cancs & recens) IN 2004	REVERSIONS (incl cancs & recens) IN 2004	UNEXPENDED BALANCE AS OF Dec 2004
WORKING COMMUNITIES						
UNITED STATES						
WEST VIRGINIA						
Wheeling Jesuit University 316 Washington A e ue Whe ling West Vi ginia 26003 6295						
In support of its Clifford M Lewis, S J Appalachian Institute which serves as a center of education research policy analysis and action around issues facing the distressed center of the Appalachian region	**0 00**	**75 000 00**	**75 000 00**	**0 00**	**0 00**	**0 00**
WISCONSIN						
Institute for Wisconsin s Future Inc 1717 So th 12th St et Suite 203 Milwaukee Wisconsin 53204 3300						
toward the costs of its Wisconsin School Funding Project to improve educational opportunities for children in low and moderate i come communities by increasing school resources and parent in olvement in education policy decision maki g	**0 00**	**300 000 00**	**300 000 00**	**0 00**	**0 00**	**0 00**
toward the costs of the National School Investment Network s efforts to increase state capacity to inform and mobilize parents educators and concerned citizens around the issue of fair and adequate school funding	**50 000 00**	**0 00**	**50 000 00**	**0 00**	**0 00**	**0 00**
Uni ersity of Wisconsin Madison 500 Lincoln Dri e Madison Wisconsin 53706						
fo use by its College of Engineering toward the costs of conducting research on effecti e ways to implement New Jersey s school construction prog am	**0 00**	**0 00**	**3 119 80**	**3 119 80**	**0 00**	**0 00**
GENERAL FOUNDATION ADMINISTERED PROJECTS						
for a communications strategy that will incorporate the findings from several years of research from the Future of Work program into national and local policy debates	**250 000 00**	**0 00**	**0 00**	**0 00**	**0 00**	**250 000 00**
for a se ies of meetings of gra tees u der the Fou dation s B ilding Mixed Income Comm nities a ea of work	**0 00**	**77 240 00**	**32 753 73**	**0 00**	**0 00**	**44 486 27**
for administrative costs related to the Foundation s commemoration of the 50th anniversary of the 1954 Brown Board of Education Supreme Court decision mandating the desegregation of schools across America	**0 00**	**45 000 00**	**44 192 25**	**0 00**	**0 00**	**807 75**
for continued administrative support of the Foundation s Adequate School Financing area of work	**0 00**	**72 750 00**	**33 771 48**	**0 00**	**0 00**	**38 978 52**

PROGRAM COUNTRY US STATE Grantee Name(s) Person(s) or Institution(s) Purpose	UNEXPENDED BALANCE AS OF 01-Ja 2004	APPROVED IN 2004	NET EXPENDITURES AS OF Dec 2004	LAPSES (incl cancs & recens) IN 2004	REVERSIONS (incl cancs & recens) IN 2004	UNEXPENDED BALANCE AS OF Dec 2004
WORKING COMMUNITIES						
GENERAL FOUNDATION ADMINISTERED PROJECTS						
for program monitoring and e aluation support for the Foundation s Buildi g Mixed Income Comm nities area of work	0 00	71 500 00	5 102 75	0 00	0 00	66 397 25
for support of production costs of a reflective documentation of lessons learned in the five Race Policy and Democracy sites and for support of activities to promote the Louder Than Words report	8 640 10	0 00	0 00	0 00	0 00	8 640 10
for the costs of meetings and editing and promotion of a book on international production networks	70 966 00	0 00	0 00	0 00	0 00	70 966 00
for the costs of the Next Generation Leadership program and its alumni gatherings	36 238 14	0 00	32 402 00	0 00	0 00	3 836 14
for the costs of the Ne t Generation Leadership program and its alumni gatherings	110 146 26	0 00	105 110 26	0 00	0 00	5 036 00
In support of a landscaping study of organizations in the U S planning events conferences and publications foc sed on the 50th anni ersary of the Brown Board of Education Supreme Court decision that required the desegregation of schools across America	25 000 00	0 00	24 578 76	0 00	0 00	421 24
In support of a program review meetings and field analyses about community reinvestment issues in the United States	0 00	100 000 00	600 00	0 00	0 00	99 400 00
In support of an assessment of the Working Communities area of work Enco raging Economic Resiliency which seeks to help individuals families and communities weather cyclical changes in labor demand and adapt to structural shifts in the U S economy	0 00	142 000 00	0 00	0 00	0 00	142 000 00
In support of an exploration to improve transparency and accountability of the California state budgetary process	0 00	88 000 00	2 333 89	0 00	0 00	85 666 11
In support of research on the capacity of school systems in New Jersey and New York State including New York City to create ew school facilities that meet the needs of students	33 616 35	0 00	31 752 16	0 00	0 00	1 864 19
to develop assessment benchmarks with and for the national policy centers that are participants in the Foundation s Economic Resilience strategy in order to more objectively evaluate progress toward the funding strategy goal of strengthening the advocacy infrastructure in the United States	100 000 00	0 00	15 795 03	0 00	0 00	84 204 97
to examine California school finance litigation and community organizing groups to guide Working Communities grantmaking in California	19 000 00	0 00	14 234 83	0 00	0 00	4 765 17

PROGRAM COUNTRY US STATE Grantee Name(s) Person(s) or Institution(s) Purpose	UNEXPENDED BALANCE AS OF 01-Jan 2004	APPROVED IN 2004	NET EXPENDITURES AS OF Dec 2004	LAPSES (Incl cancs & recens) IN 2004	REVERSIONS (Incl cancs & recens) IN 2004	UNEXPENDED BALANCE AS OF Dec 2004
WORKING COMMUNITIES						
GENERAL FOUNDATION ADMINISTERED PROJECTS						
to map the global temporary help industry geographically and research the expansion strategies of the largest staffing companies	17 416 44	0 00	9 166 44	0 00	0 00	8 250 00
to strengthen and assess the implementation of a job training initiative in Boston Fort Worth and Nash ille	2 574 09	0 00	0 00	0 00	0 00	2 574 09
to support a series of convenings of the leadership of national policy centers in order to promote a more effecti e and coordinated advocacy infrastructure in the U ited States	100 000 00	0 00	100 000 00	0 00	0 00	0 00
toward a series of meetings, consultancies projects and program activities to e plore the transnational character of urban communities leading to program strategy de elopment that focuses on the growing dimensions of work family life community development and cultural expression among the poor and excluded whose li elihoods stretch across international bo ndaries	176 930 04	0 00	104 812 60	0 00	0 00	72 117 44
toward additional costs of a series of program related meetings in different target cities that will bring together clusters of Working Communities program grantees to discuss goals and strategies	43 334 00	0 00	41 249 68	0 00	0 00	2 084 32
toward administrati e costs associated with the de elopment of strategies to increase the independence and sustainability of basic rights grantees as the next phase of stabili ation efforts	38 516 12	0 00	22 852 00	0 00	0 00	15 664 12
toward administrative costs associated with the RF Employment Initiative to increase employment for inner city residents	7 981 55	0 00	0 00	7 981 55	0 00	0 00
toward administ ati e costs associated with the strategic de elopment of Li ing Cities Inc The National Community Development Initiati e	37 740 47	0 00	24 663 61	0 00	0 00	13 076 86
toward administrati e costs of an evaluation of the Harlem Congregation for Community Improvement s project to explore new approaches to community development	0 31	0 00	0 00	0 31	0 00	0 00
toward administrative costs related to the Foundation s commemoration of the 50th anni ersary of the 1954 Brown v Boa d of Ed catio S p eme Co rt d cisio ma dati g th deseg egatio of h ols ac oss Am I	0 00	86 000 00	86 000 00	0 00	0 00	0 00
toward consultant costs to study research and policy development efforts in New York and New Jersey to enhance the design and building of schools in low income communities	3 405 42	0 00	3 405 42	0 00	0 00	0 00
toward costs associated with the production of a commissioned publication and con ening on the occasion of the 50th anniversary of the Brown v Board of Education Supreme Court decision that required the desegregation of schools across America	342 805 92	0 00	318 089 65	0 00	0 00	24 716 27

PROGRAM COUNTRY US STATE Grantee Name(s) Person(s) or Institution(s) Purpose	UNEXPENDED BALANCE AS OF 01-Jan 2004	APPROVED IN 2004	NET EXPENDITURES AS OF Dec 2004	LAPSES (Incl cancs & recens) IN 2004	REVERSIONS (Incl cancs & recens) IN 2004	UNEXPENDED BALANCE AS OF Dec 2004
WORKING COMMUNITIES						
GENERAL FOUNDATION ADMINISTERED PROJECTS						
toward publication costs and dissemination activities for Stories of Work a monograph on the Foundation s employment and workforce development initiati es	49 994 00	0 00	33 144 00	0 00	0 00	16 850 00
toward the costs of formati e ongoing assessments of several of the Working Communities program s clusters of policy and advocacy work	186 240 53	0 00	133 762 68	0 00	0 00	52 477 85
toward the costs of a conference that will bring together Ford and Rockefeller foundation grantees to compare and examine strategies for improving the conditio of less skilled workers in temporary and u regulated work situations	675 28	0 00	0 00	675 28	0 00	0 00
toward the costs of a meeting of researchers and activists from North America and Europe to compare flexible labor market practices and natio al strategies to address non standard work issues	29 749 04	0 00	0 00	0 00	0 00	29 749 04
toward the costs of a meeting of the Foundation s Working Communities grantees in New York City to help the Foundation develop a comprehensive policy advocacy agenda	13 521 76	0 00	936 00	0 00	0 00	12 585 76
toward the costs of a publication of stories derived from the Foundation s employment and workforce development work	16 331 80	0 00	16 331 80	0 00	0 00	0 00
toward the costs of a reflective documentation process to capture lessons learned by the Foundation s Race Policy and Democracy grantees in building participatory policy processes to address issues of racial inequity in five sites	10 594 06	0 00	9 198 85	0 00	0 00	1 395 21
toward the costs of a series of program related meetings in different target cities that will bring together clusters of Working Communities program grantees to discuss goals and strategies	38 950 26	0 00	38 498 43	0 00	0 00	451 83
toward the costs of a survey and analysis of community reinvestment issues across the United States	13 478 36	0 00	8 680 51	0 00	0 00	4 797 85
toward the costs of a workshop to convene activists and researchers to share their experience and strategies for organi ing the garme t l dustry in Central and North America	10 533 35	0 00	0 00	10 533 35	0 00	0 00
toward the costs of developing a computer program that will allow program officers to easily capture access and visualize the geographic and issue activities of Working Communities program grantees to better identify synergies	75 000 00	0 00	0 00	0 00	0 00	75 000 00
toward the costs of developing a plan for evaluating Working Communities school finance grantmaking in New York State	4 207 79	0 00	4 050 00	0 00	0 00	157 79

PROGRAM COUNTRY US STATE G a te Name(s) Person(s) or I stitutio (s) Purpose	UNEXPENDED BALANCE AS OF 01-Jan 2004	APPROVED IN 2004	NET EXPENDITURES AS OF Dec 2004	LAPSES (i cl s & ecens) IN 2004	REVERSIONS (I l s & c s) IN 2004	UNEXPENDED BALANCE AS OF Dec 2004
WORKING COMMUNITIES						
GENERAL FOUNDATION ADMINISTERED PROJECTS						
toward the costs of developing a d impl menting a c mmunicatio s st ategy for th releas of a set of i d stry ca e studies f ded u de th Fut e of Work p og am	76 209 49	0 00	63 372 77	0 00	0 00	12 836 72
toward the costs of implementing an initiative to strengthen job training agencies in Boston Fort Worth a d Nashville	8 539 04	0 00	0 00	0 00	0 00	8 539 04
toward the costs of planning a comprehe si e case study of th outcomes of th Fou dation s Adeq at School Fi ance area of work in New York State	0 00	38 000 00	0 00	0 00	0 00	38 000 00
toward the costs of producing a report on l sso s lear ed i five Foundati -f ded sit s that e amine the w y race affects policy iss es and toward costs of a onvening of racial justice innovators who are working on issues of racial inclusion in local policy debates	2 864 23	0 00	0 00	2 864 23	0 00	0 00
tow rd th costs of prog am elated meeti gs a d relat d cti ities that i form Wo ki g Comm niti s gra tees and/o policymake s about strategies for impro ing how workfo c development systems meet the needs of low skilled jobseekers and the working poor	100 000 00	0 00	80 000 00	0 00	0 00	20 000 00
toward th costs of reports that analyze public f ndi g and performance meas res for workforce development services in New York Texas Tennessee and Florida	92 411 72	0 00	70 068 51	0 00	0 00	22 343 21
toward the osts of strategic pla ning for basic rights grantees; a philanthropic o treach effort to build a f nding collabo ative for racial justice inno ation; and documentation in five sites of innovative approaches to addressing racial equity in policy	290 88	0 00	181 25	109 63	0 00	0 00
toward the costs of strengthening and assessing a continuing initiative to improve the effectiveness of job training agencies in Boston Fort Worth and Nashville	0 00	325 000 00	0 00	0 00	0 00	325 000 00
toward the costs of strengtheni g and assessing an i itiative to imp ove the effecti eness of job traini g agenci s I Bosto Fort Worth a d Nash ill	345 273 91	0 00	270 653 99	0 00	0 00	74 619 92
toward the travel costs of United States participants at an international symposium on how to design and eval ate locally bas d I iti tiv s aimed at eg e ati g commu iti s and improvi g health	10 730 88	0 00	0 00	10 730 88	0 00	0 00
TOTAL 273 WORKING COMMUNITIES	8 965 888 09	28 194 239 00	29 308 016 19	56 807 87	150 000 00	7 645 303 03

THE ROCKEFELLER FOUNDATION
EMPLOYER ID NO 13 1659629
FOUNDATION OPERATED PROGRAMS
FORM 990 PF 2004

	EXPENDITURES AS OF DEC 2004
For expenses associated with the operations of the Bellagio Study and Conference Center and the running of its programs	4 271 044
For administrative costs associated with The Philanthropy Workshop program	587 797
For administrative costs associated with the Next Generation Leadership program	220 277
For expenses associated with the Global Plant Biotechnology Dialogue	47 155
For administrative costs associated with the Strategic Alliance between the Rockefeller Foundation and The California Endowment	93 166
For expenses associated with the Communication for Social Change Program	120 285
For legal fees associated with direct charitable activities	239 449
For costs for public education/ outreach	499 506
Total Foundation operated programs	$6,078,679

THE ROCKEFELLER FOUNDATION
Tax Identification Number 13-1659629
Form 990PF 2004

EXPENDITURE RESPONSIBILITY GRANTS AND PRIs

Prospective grantees are asked to furnish information in order to enable the Foundation to determine whether they have received a determination of 501(c)(3) status from the U.S. Internal Revenue Ser vice or may be considered the equivalent of a tax-exempt charity if formed outside the United States. Prospective grantees with respect to whom the Foundation is believed to have "expenditure responsibility" obligations are informed by letter, before payment is made on a grant, of the responsibilities imposed upon the Foundation and its grantees by the Internal Revenue Code of 1986, as amended. Each grantee must agree in writing to those terms and conditions, including the obligation to provide financial and substantive reports on how Foundation grant funds are expended. The reports that are received are reviewed for general accuracy sufficiency and compliance with the terms and conditions of the grant. Additional information is requested from grantees in instances where reports are considered inadequate. Where the Foundation has not received financial or substantive reports from a grantee when expected, Foundation staff follow up in several ways, including reminders that are sent at regular intervals after reports are expected and personal follow-up by program staff through telephone, mail and e-mail.

The following schedules list grant and program-related investment expenditures with respect to which the Foundation has exercised expenditure responsibility Grantee organizations marked "*" are either private foundations, private operating foundations, or foreign private-foundation equivalents. All other grantees are non 501(c)(3) organizations or organizations for which the Foundation has not made a reasonable determination of 501(c)(3) equivalency status that received grants for charitable projects and maintained payments in segregated funds as required by Treasury Reg. 53 4945-6(c).

The dates of the reports shown on the following schedules are annotated with an "F" and/or an "N" to indicate that the reports are financial reports or narrative reports, respectively Unless otherwise noted, the reports received were found to be in order and to show that the funds were fully expended for the purpose of the grant.

Where the grantee has satisfactorily reported full expenditure of the funds, the "reporting status" for the expenditure is marked "complete." For all other expenditures, we will provide follow-up information in our 2005 990-PF

Reporting status is as of 11/10/2005

Schedule 1	Grant expenditures: (1) all 2004 grant expenditures, and (2) grant expenditures from 1999 through 2003 for which we were not able to report that reporting was complete when we filed our 2003 990-PF
Schedule 2:	Program-related investments

	PAYMENT YEAR	AMOUNT PAID IN SPECIFIED YEAR	DATE OF REPORT(S) RECEIVED FROM GRANTEE	NOTES	REPORTING STATUS
AFRICA REGIONAL PROGRAM					
2002 AR 055 **African AIDS Research Network** Boulevard du Sud Point E et Impasse Rue 4 BP 7318 Dakar Senegal Toward the costs of a training workshop for national AIDS networks on capacity building and fundraising strategies to be held in Dakar Senegal December 2002	2003	35 642 00	03/11/2004 F 01/10/2005 N		Complete
2001 AR 048 **African Technology Policy Studies Network** P O Box 10081 00100 Nairobi Kenya For general support	2003	75 000 00	08/27/2003 F N 09/29/2004 F 12/07/2004 N		Complete
2001 AR 050 **Council on Higher Education** Didacta Building 211 Skinner St P O Box 13354 The Tramshed 0126 South Africa Toward the costs of a project to initiate and institutionalize a triennial review of South African higher education	2001	76 000 00	12/13/2002 N 10/03/2003 F N 10/26/2004 F N 04/24/2005 F 04/25/2005 N	The grantee has accounted for $62 713 32 through 3/31/2005	

	PAYMENT YEAR	AMOUNT PAID IN SPECIFIED YEAR	DATE OF REPORT(S) RECEIVED FROM GRANTEE	NOTES	REPORTING STATUS
AFRICA REGIONAL PROGRAM					
2001 AR 050 **Council on Higher Education**	2004	57 509 50	04/24/2005 F 04/25/2005 N	The grantee has submitted accountings through 3/31/2005 reporting $0 00 expenditures against these funds	
2004 AR 001 **Forum for African Women Educationalists Kenya Chapter** P O Box 52597 00200 City Square Nairobi Kenya Toward the costs of implementing phase two of its project to create awareness among stakeholders about the impact of sexual maturation on school attendance and performance in the Nairobi and Bondo districts of Kenya	2004	40 741 00	05/30/2005 N 06/02/2005 F		Complete
2002 AR 059 **Forum for African Women Educators Zimbabwe Chapter** Belvedere Technical Teachers College 1 Harvard Road P O Box MP 1058 Mount Pleasant Harare Zimbabwe Toward the costs of a pilot project designed to address the psycho social needs of orphans and vulnerable children in primary schools in Zimbabwe	2004	11 821 00	02/23/2004 F N 02/14/2005 N 03/14/2005 F		Complete

	PAYMENT YEAR	AMOUNT PAID IN SPECIFIED YEAR	DATE OF REPORT(S) RECEIVED FROM GRANTEE	NOTES	REPORTING STATUS
AFRICA REGIONAL PROGRAM					
2003 AR 042 **HelpAge International** P O Box 32832 London N1 9UZ England Toward the costs of a project to address the health and nutritional needs of older people in Uganda	2004	35 766 00	05/28/2004 F N 05/13/2005 N 05/16/2005 F	The grantee has accounted for $25 258 through 4/30/2005	
2004 AR 016 **Kenya National Academy of Sciences** P O Box 39450 00632 Nairobi Kenya Toward the costs of organizing a series of public lectures to enhance awareness and management capacity on science and technology policy issues in Kenya	2004	7 574 00	04/28/2005 F 05/13/2005 N		Complete
2003 AR 018 **National Book Development Council of Kenya** Pittaway Flats Suite No 3 Ralph Bunche Rd (Off Ngong Rd) P O Box 10904 00100 Nairobi Kenya Toward the costs of its project to enhance literacy skills among school children in Kenya	2003	50 000 00	09/30/2004 F 10/26/2004 N		Complete

	PAYMENT YEAR	AMOUNT PAID IN SPECIFIED YEAR	DATE OF REPORT(S) RECEIVED FROM GRANTEE	NOTES	REPORTING STATUS
AFRICA REGIONAL PROGRAM					
2003 AR 013 **National Book Trust of Uganda** P O Box 25412 Kampala Uganda To enable the participation of 50 Ugandan teachers in the Third Pan African Conference on Reading for All and in a pre conference workshop and toward the general costs of the Conference to be held in Kampala Uganda August 2003	2003	25 797 00	04/07/2004 N 05/14/2004 F 10/17/2004 N 11/09/2004 F		Complete
	2004	6 202 00	04/07/2004 N 05/14/2004 F 10/17/2004 N 11/09/2004 F		Complete
2003 AR 037 **National Council for Higher Education** 34 Cavers Crescent P O Box 76 Kyambogo Kampala Uganda Toward the costs of its project to develop the capacity of its members to effectively regulate the Uganda higher education system and to conduct a detailed mapping of tertiary institutions in Uganda	2004	214 250 00	10/21/2004 F N 02/04/2005 N 02/17/2005 F		Complete

	PAYMENT YEAR	AMOUNT PAID IN SPECIFIED YEAR	DATE OF REPORT(S) RECEIVED FROM GRANTEE	NOTES	REPORTING STATUS
AFRICA REGIONAL PROGRAM					
2004 AR 032 **Rural Outreach Program** Argwings Kodhek Road Hurlingham Groove P O Box 29086 Nairobi Kenya Toward the costs of a conference on capacity development for editors of African scholarly journals to be held in Nairobi December 2004	2004	23 131 00	12/22/2004 F N 10/25/2005 F N	Staff have raised questions about the grantee s reports to date, and have asked the grantee to resubmit them with clarifications	
2002 AR 006 **Southern African Development Community** Private Bag 0095 Gaborone Botswana For the costs of training staff of national statistical/census offices universities and other institutions of higher learning in the countries of the Southern African Development Community on census and spatial data analysis	2002	82 735 00	05/28/2004 F N 02/11/2005 N 04/05/2005 F	Grantee has accounted for $69 115 00 through 3/31/2005	
2002 AR 053 **The Africa Centre Limited** 38 King Street Covent Garden London WC2E 8JT England To further the development of a comprehensive digital database of information on contemporary Africa and to strengthen its radio program on African affairs that promotes scholarly debates on the developmental challenges facing the African continent	2003	150 000 00	03/24/2004 F N 03/08/2005 F N		Complete

	PAYMENT YEAR	AMOUNT PAID IN SPECIFIED YEAR	DATE OF REPORT(S) RECEIVED FROM GRANTEE	NOTES	REPORTING STATUS
AFRICA REGIONAL PROGRAM					
2002 AR 046 **The AIDS Support Organisation (TASO)** PO Box 10443 Kampala Uganda Toward the costs of increasing the capacity of its drama group members to provide AIDS education to Ugandans and of carrying out a study on the impact of the organization s services on communities	2003	149 930 00	03/19/2004 F N 03/10/2005 F N		Complete
2003 AR 040 **The AIDS Support Organisation (TASO)** PO Box 10443 Kampala Uganda Toward the costs of developing a database on country wide care and support services for people living with AIDS and of increasing the capacity of its drama group members to provide AIDS education to Ugandans	2003	134 480 00	02/28/2005 N 04/11/2005 F 09/07/2005 N 09/28/2005 F		Complete
2004 AR 011 **The Starehe Girls Centre** P O Box 6847 00200 Nairobi Kenya Toward the costs of creating a center of excellence to redress the imbalance of access to educational and leadership opportunities for adolescent girls from poor and marginalized communities in Kenya	2004	91 000 00	03/21/2005 F N	The grantee has accounted for $6 551 00 through 12/31/2004	

	PAYMENT YEAR	AMOUNT PAID IN SPECIFIED YEAR	DATE OF REPORT(S) RECEIVED FROM GRANTEE	NOTES	REPORTING STATUS
AFRICA REGIONAL PROGRAM					
2003 AR 023 **Tropical Institute of Community Health and Development in Africa** Off Tom Mboya Drive Milimani Area P O Box 2224 Kisumu Kenya Toward the costs of a research project to identify, assess and develop an improved and sustainable community based health management information system in Kenya	2003	79 332 00	10/14/2004 F N		Complete
2002 AR 042 **Union for African Population Studies** B P 21 007 Dakar-Ponty Dakar Senegal Toward the costs of the Fourth African Population Conference which will bring together decision makers researchers political leaders and development partners to discuss the realities challenges and stakes inherent in population problems in Africa to be held in Côte d Ivoire December 2003	2003	122 000 00	10/21/2003 N 10/30/2003 F 05/26/2004 F N 03/23/2005 N 04/18/2005 F		Complete

	PAYMENT YEAR	AMOUNT PAID IN SPECIFIED YEAR	DATE OF REPORT(S) RECEIVED FROM GRANTEE	NOTES	REPORTING STATUS
ARTS AND HUMANITIES					
AH 9957 **Center for Transcultural Studies** 10320 South Ridgeland Avenue #308 Chicago Ridge Illinois 60415 United States Toward the costs of New Imaginaries a program exploring the cultural dimensions of globalization	1999	100 000 00	02/20/2001 F 04/16/2002 F N 05/15/2002 N 10/04/2002 F 06/20/2003 F 06/30/2003 N 09/03/2004 F 05/29/2005 N		Complete
RF 99043 #24 **Mediation Northern Ireland** 10 Upper Crescent Belfast BT7 1NT Northern Ireland Toward the ongoing costs of the Churches Programme	2000	24 294 00	11/13/2002 F N 10/08/2003 F N 09/06/2004 F	Grantee has accounted for $24 160 02 through 3/31/2003 After failing to respond to multiple attempts by Foundation staff to follow up on subsequent reports the grantee was told by letter dated 5/17/2005 that no further funding would be provided	Complete
	2003	19 096 00		(See note above for 2000 expenditure)	Complete
RF 99044 #620 **SUR Casa de Estudios del Socialismo** Lima 11 Peru Toward the costs of a program of Rockefeller Foundation Resident Fellowships in the Humanities entitled Violence Democracy and Authontarianism in Contemporary Peruvian Culture and Politics	2003	140 000 00	10/12/2002 F 01/27/2004 F N 01/03/2005 F N		Complete

	PAYMENT YEAR	AMOUNT PAID IN SPECIFIED YEAR	DATE OF REPORT(S) RECEIVED FROM GRANTEE	NOTES	REPORTIN STATUS
ARTS AND HUMANITIES					
RF 99044 #620					
SUR Casa de Estudios del Socialismo	2004	79 600 00	01/03/2005 F N 09/09/2005 F N		Complete

	PAYMENT YEAR	AMOUNT PAID IN SPECIFIED YEAR	DATE OF REPORT(S) RECEIVED FROM GRANTEE	NOTES	REPORTIN STATUS
ASSETS & CAPACITIES					
2002 AC 105 **Catholic Development Commission of Masvingo Diocese** P O Box 403 Masvingo Zimbabwe To test in a field setting communication processes aimed at building the capacity of and empowering rural Zimbabwean youth to advocate on their own behalf against risky behaviors which can lead to the transmission of HIV	2002	22 400 00	12/18/2002 F N		Complete
2004 AC 634 **Dansk Bilharziose Laboratorium** Jaegersborg Allé 1D Charlottenlund 2920 Denmark Toward the costs of travel for eight individuals from developing countries to participate in the conference Establishing a Global Program for Combating Cysticercosis, to be held at the Bellagio Study and Conference Center September 2004	2004	18 000 00	12/07/2004 F N		Complete
2003 AC 228 **Faith Regen UK Ltd** 1 King Edward s Road London E9 7SF England Toward the costs of a colloquium entitled: The Impact of Faith in Action: U S U K Colloquium on Good Practice in Muslim Christian Regeneration Initiatives to be held in Philadelphia February 2004	2003	50 000 00	10/11/2004 F 11/16/2004 N		Complete

	PAYMENT YEAR	AMOUNT PAID IN SPECIFIED YEAR	DATE OF REPORT(S) RECEIVED FROM GRANTEE	NOTES	REPORTING STATUS
ASSETS & CAPACITIES					
2002 AC 121 **Imaginario Comunicación para la Paz y el Cambio Social** Calle 25 C No 3 92 Piso 2 Bosque Izquierdo Santafé de Bogotá Colombia Toward the costs of further developing the Communication Initiative Latin America a network including Web database listserv and electronic magazines on communication for sustainable development	2004	75 000 00	06/23/2005 F 10/04/2005 N		Complete
2003 AC 225 **New York Foundation** Empire State Building 350 Fifth Avenue Room 2901 New York New York 10118 2996 United States To support its efforts to sustain immigrant serving organizations in New York City	2004	200 000 00	01/12/2005 F N		Complete
2004 AC 215 **New York Foundation** Empire State Building 350 Fifth Avenue Room 2901 New York New York 10118 2996 United States For the costs of a project to provide funds to community based organizations that develop youth leaders in New York City to improve their public schools	2004	100 000 00			

	PAYMENT YEAR	AMOUNT PAID IN SPECIFIED YEAR	DATE OF REPORT(S) RECEIVED FROM GRANTEE	NOTES	REPORTING STATUS
ASSETS & CAPACITIES					
2003 AC 105 **The Communication Initiative Networks Corporation** 5148 Polson Terrace Victoria V8Y 2C4 Canada Toward the costs of implementing the Communication Initiative project to highlight and share examples of communication for social change action and to support and to engage practitioners funders policymakers and researchers in the strategic dialogue and debate on the communication for social change approach to addressing development issues	2003	300 000 00	12/01/2004 N 12/17/2004 F		Complete
2002 AC 106 **Umzingwane AIDS Network** 457 Habane P O Box 112 Esigodini Zimbabwe To test in a field setting communication processes aimed at building the capacity of and empowering rural Zimbabwean youth to advocate on their own behalf against risky behaviors which can lead to the transmission of HIV	2002	52 000 00	02/06/2003 F N 03/15/2005 F N		Complete
	2003	11 660 00	03/15/2005 F N	The grantee has accounted for $11 410 31 through 6/30/2004 Staff have followed up regarding the balance on hand of $249 69 on several occasions most recently on 11/1/2005	

	PAYMENT YEAR	AMOUNT PAID IN SPECIFIED YEAR	DATE OF REPORT(S) RECEIVED FROM GRANTEE	NOTES	REPORTING STATUS
ASSETS & CAPACITIES					
2002 AC 107 **Zimbabwe AIDS Prevention and Support Organisation** No 4 Aberdeen Road Avondale P O Box CY 1417 Causeway Harare Zimbabwe To test in a field setting communication processes aimed at building the capacity of and empowering rural Zimbabwean youth to advocate on their own behalf against risky behaviors which can lead to the transmission of HIV	2002	28 603 00	02/06/2003 F	The grantee has accounted for $26 278 05 through 12/31/2002 The grantee was notified by letter dated 9/8/2005 that due to its failure to respond to staff's repeated requests for final reports no further funding would be provided	Complete
	2003	14 397 00		(See note above)	Complete

	PAYMENT YEAR	AMOUNT PAID IN SPECIFIED YEAR	DATE OF REPORT(S) RECEIVED FROM GRANTEE	NOTES	REPORTING STATUS
CREATIVITY & CULTURE					
2002 CC 210 **African Script Development Trust** 43 Selous Avenue Harare Zimbabwe Toward the costs of its 2003 and 2004 programmatic activities which center on increasing the availability of African films and television programming in African markets	2004	140 000 00	03/11/2005 F N		Complete
2004 CC 038 **Art Science Research Laboratory Inc** 62 Greene Street 3rd Floor New York New York 10012 United States Toward the costs of a project to create knowledge management software that will provide free global access to two books by Stephen Jay Gould Ontogeny and Phylogeny and An Urchin in the Storm	2004	100 000 00	05/25/2005 F N	The grantee has accounted for $50 686 00 through 4/30/2005	
2001 CC 095 **Asociación de Amigos del Museo de Arte Popular A C** Corregidores No 823 2 Piso Col Lomas Virreyes C P 11000 Mexico City Mexico Toward the costs of the exhibition Sala de Introducion	2002	100 000 00	10/29/2003 F N 06/02/2005 F N		Complete

	PAYMENT YEAR	AMOUNT PAID IN SPECIFIED YEAR	DATE OF REPORT(S) RECEIVED FROM GRANTEE	NOTES	REPORTIN STATUS
CREATIVITY & CULTURE					
2001 CC 204 **Book Aid International** 39 41 Coldharbour Lane Camberwell London SE5 9NR England Toward the costs of its resource packs initiative a workshop at the Zimbabwe International Book Fair in 2002 and the implementation of its programmatic monitoring and evaluation strategies	2004	15 562 00	08/10/2004 F N 03/02/2005 F		Complete
2003 CC 097 **Cape Higher Education Consortium** 46 Rouwkoop Road Rondebosch 7700 South Africa Toward the costs of developing an academic program in African museum and heritage studies a joint initiative of the University of the Western Cape the University of Cape Town and the Robben Island Museum	2003	146 470 00	01/18/2005 F N	The grantee has accounted for $135 345 00 through 12/31/2004	
2003 CC 129 **District Six Museum Foundation** P O Box 10178 7905 Caledon Square 25A Buitenmant Street Cape Town 8000 South Africa Toward the costs of research and public education activities addressing the role of memorialization in the reconstruction of cities in South Africa	2003	54 300 00	09/23/2004 N 09/29/2004 F 09/05/2005 F N	The grantee has accounted for $48 312 97 through 3/31/2005	

	PAYMENT YEAR	AMOUNT PAID IN SPECIFIED YEAR	DATE OF REPORT(S) RECEIVED FROM GRANTEE	NOTES	REPORTING STATUS
CREATIVITY & CULTURE					
2002 CC 195 **El Museo del Barro** Concordia 420 e/ Pitiantuta y Ayala Velazquez Asuncion Paraguay For additional funding of the Rockefeller Foundation Resident Fellowships in the Humanities program Identities in Transition: The Challenges of Art in Today s Paraguay	2004	45 200 00	12/28/2004 N 12/30/2004 F		Complete
2004 CC 009 **Harare International Festival of the Arts** P O Box A 42 Avondale Harare Zimbabwe Toward the costs of its 2004 Pan African Program	2004	35 000 00	07/01/2004 N 07/06/2004 F		Complete
2001 CC 178 **International Association for Religious Freedom** 2 Market Street Oxford OX1 3EF England Toward the costs of a project to develop a Voluntary Code of Conduct for Religious Communities	2002	63 000 00	02/13/2003 N 02/26/2003 F 02/25/2004 F N 05/03/2005 N 05/05/2005 F		Complete
	2004	6 141 40	05/03/2005 N 05/05/2005 F 07/20/2005 F 07/26/2005 N		Complete

	PAYMENT YEAR	AMOUNT PAID IN SPECIFIED YEAR	DATE OF REPORT(S) RECEIVED FROM GRANTEE	NOTES	REPORTING STATUS
CREATIVITY & CULTURE					
2001 CC 205 **Interreligious Coordinating Council in Israel** P O Box 8771 Jerusalem 91086 Israel Toward the costs of programming in its Education Center aimed at leveraging the assets of religion to build a healthy civil society	2003	100 000 00	12/10/2003 F N 10/08/2004 F N		Complete
2003 CC 135 **Khmer Culture Association** 15C Street 1986 Sangkatt Roeussey Keo Khann Roeussey Keo Phnom Penh Cambodia Toward the costs of the 9th International Conference of the Asia Pacific Society for Ethnomusicology	2004	40 000 00	09/06/2005 F N		Complete
2002 CC 108 **National Video Resources Inc** 73 Spring Street Suite 403 New York New York 10012 United States Toward the costs of The Program for Media Artists a program that supports film video and multimedia artists	2002	350 368 00	04/08/2003 F N 05/14/2003 F N 03/15/2004 F N 06/09/2004 F N		Complete

501

THE ROCKEFELLER FOUNDATION
Tax Identification Number 13 1659629

	PAYMENT YEAR	AMOUNT PAID IN SPECIFIED YEAR	DATE OF REPORT(S) RECEIVED FROM GRANTEE	NOTES	REPORTING STATUS
CREATIVITY & CULTURE					
2004 CC 001 **National Video Resources Inc** 73 Spring Street Suite 403 New York New York 10012 United States Toward the costs of The Program for Media Artists a program that supports film video and multimedia artists	2004	1 092 733 00	02/17/2005 F N 06/06/2005 F		Complete
2004 CC 010 **National Video Resources Inc** 73 Spring Street Suite 403 New York New York 10012 United States For the ongoing activities of Grantmakers in Film and Electronic Media and the Council on Foundation s Film and Video Festival	2004	15 000 00	03/17/2005 F N		Complete
2003 CC 112 **OneWorld International Foundation** 2nd Floor River House 143 145 Farringdon Road London EC1 3AB England Toward the costs of OneWorld TV a project that fosters social change by using new technologies to disseminate the work of independent film and video makers	2004	75 000 00	10/11/2004 F N		Complete

	PAYMENT YEAR	AMOUNT PAID IN SPECIFIED YEAR	DATE OF REPORT(S) RECEIVED FROM GRANTEE	NOTES	REPORTING STATUS
CREATIVITY & CULTURE					
2003 CC 032 **Reyum** P O Box 2438 Phnom Penh Cambodia Toward the costs of research projects to investigate and record local knowledge on three topics: Khmer ornament; tools and practices of the Cambodian countryside; and the development of a memory bank	2003	75 000 00	03/19/2004 F 04/28/2004 N 05/10/2005 F N		Complete
	2004	75 000 00	05/10/2005 F N 09/19/2005 F N	The grantee has accounted for $64 768 43 through 5/31/2005	
2002 CC 054 **TheatreWorks (Singapore) Ltd** Fort Canning Centre Cox Terrace Fort Canning Park 179618 Singapore Toward the costs of an intercultural initiative in Laos entitled Culture & The Arts as Ambassador: The Continuum Asia Project which includes workshops with and presentations by masters of Southeast Asian performance traditions exhibitions created and presented by local youth and performance pieces created as a collaboration between contemporary Asian artists and the local population	2002	100 000 00	10/11/2003 F N 01/12/2005 F N		Complete

	PAYMENT YEAR	AMOUNT PAID IN SPECIFIED YEAR	DATE OF REPORT(S) RECEIVED FROM GRANTEE	NOTES	REPORTING STATUS
CREATIVITY & CULTURE					
2001 CC 060 **Unión de Museos Comunitarios de Oaxaca A C** Colón 1016 Colonia Centro C P 68000 Oaxaca Oax Mexico Oaxaca Oax C P 68000 Mexico Toward the costs of a series of three annual conferences to develop and strengthen the Network of Community Museums of the Americas	2003	25 000 00	11/08/2004 N 11/10/2004 F	The grantee has submitted an accounting through 8/31/2004 reporting $0 00 expenditures against these funds	
2002 CC 074 **Unión de Museos Comunitarios de Oaxaca A C** Colón 1016 Colonia Centro C P 68000 Oaxaca Oax Mexico Oaxaca Oax C P 68000 Mexico Toward the costs of a series of training workshops for indigenous communities to establish their own community museums	2002	75 000 00	06/17/2003 F N 06/30/2004 F 03/14/2005 F 04/15/2005 N		Complete
2002 CC 211 **World Faiths Development Dialogue** Dolphin House Wigginton Banbury Oxfordshire OX15 4JZ England Toward the costs of planning two convenings to take place in 2003 which will lay the groundwork for engaging religious communities in poverty-reduction strategies in Africa	2003	77 000 00	01/08/2004 F N 07/16/2004 F N 07/18/2005 F N	The grantee has accounted for $33 099 18 through 3/31/2005	

	PAYMENT YEAR	AMOUNT PAID IN SPECIFIED YEAR	DATE OF REPORT(S) RECEIVED FROM GRANTEE	NOTES	REPORTING STATUS
FOOD SECURITY					
2002 FS 115 **Africa 2000 Network Uganda** P O Box 7184 Kampala Uganda For research on the use of Farmer Field Schools to strengthen management skills and decision making capacity of farming communities and service providers to overcome limitations of soil productivity	2003	100 000 00	07/27/2003 N 07/29/2003 F 08/13/2004 F N 08/31/2005 F N		Complete
	2004	21 450 00	08/31/2005 F N		Complete
2003 FS 011 **African Agricultural Technology Foundation** c/o ILRI P O Box 30709 Old Naivasha Road Nairobi 00100 Kenya Toward the costs of selecting, preparing and mobilizing resources for pilot projects that will facilitate public sector access to new agricultural technologies	2003	1 000 000 00	06/22/2004 F N 12/04/2004 N 01/17/2005 F 07/18/2005 F N 10/14/2005 F N	The grantee has accounted for the full amount of this expenditure and has submitted a final narrative report which is currently under review by staff	

	PAYMENT YEAR	AMOUNT PAID IN SPECIFIED YEAR	DATE OF REPORT(S) RECEIVED FROM GRANTEE	NOTES	REPORTING STATUS
FOOD SECURITY					
2002 FS 175 **African Crop Science Society** c/o Private Bag X 82076 Rustenburg 0300 South Africa Toward the costs of organizing and convening the 6th African Crop Science Society Conference to be held in Nairobi Kenya October 2003	2002	37 026 00	02/12/2004 F N 11/20/2004 F N		Complete
2003 FS 032 **African Crop Science Society** c/o Private Bag X 82076 Rustenburg 0300 South Africa For use by its Kenya Chapter for a special symposium on food crop improvement at the Sixth African Crop Science Congress to be held in Nairobi Kenya October 2003	2003	16 859 00	02/16/2004 N 02/18/2004 F 11/20/2004 F N		Complete
2003 FS 097 **African Crop Science Society** c/o Private Bag X 82076 Rustenburg 0300 South Africa To facilitate the exchange of information among crop scientists in Africa by enabling participants in the Foundation supported Forum on Agricultural Resource Husbandry in Sub Saharan Africa to attend the African Crop Science Congress to be held in Nairobi Kenya October 2003	2003	79 500 00	02/12/2004 F N 11/20/2004 F N		Complete

	PAYMENT YEAR	AMOUNT PAID IN SPECIFIED YEAR	DATE OF REPORT(S) RECEIVED FROM GRANTEE	NOTES	REPORTING STATUS
FOOD SECURITY					
2003 FS 137 **African Technology Policy Studies Network** P O Box 10081 00100 Nairobi Kenya Toward the costs of an international conference entitled: Science and Technology Policies for Sustainable Food Security in Africa to be held in Maseru Lesotho November 2003	2003	49 100 00	09/10/2004 F N		Complete
2003 FS 126 **Asia Pacific Association of Agricultural Research Institutions** FAO Regional Office for Asia & the Pacific 39 Maliwan Mansion Phra Atit Road Bangkok 10200 Thailand To establish the Asia Pacific Consortium on Agricultural Biotechnology (APCoAB), to harness the benefits of agricultural biotechnology for human and animal welfare while safeguarding the environment and sustainable agricultural development in the Asia Pacific region	2004	30 000 00	01/31/2005 F N		Complete
2003 FS 057 **AT Uganda Limited** Plot 1 Muwafu Road Ntinda P O Box 8830 Kampala Uganda Toward the costs of increasing access for poor farmers to improved seeds chemical fertilizers and other farm equipment and supplies through a network of rural agricultural input suppliers	2003	100 000 00	05/31/2004 F N 06/28/2005 N 06/29/2005 F		Complete

	PAYMENT YEAR	AMOUNT PAID IN SPECIFIED YEAR	DATE OF REPORT(S) RECEIVED FROM GRANTEE	NOTES	REPORTING STATUS
FOOD SECURITY					
2003 FS 057 **AT Uganda Limited**	2004	100 000 00	06/28/2005 N 06/29/2005 F	The grantee has accounted for $67 050 20 through 5/31/2005	
2004 FS 083 **Calibre Consultants** 33 Princes Street Reading RG1 4EG United Kingdom Toward the costs of travel for participants in the book conference, Starter Packs: A Strategy to Fight Hunger in Developing and Transition Countries to be held at the Bellagio Study and Conference Center Italy October 2004	2004	25 047 00	04/14/2005 F N		Complete
2002 FS 113 **CAMBIA** Clunies Ross Street at Dickson Rd Black Mountain 2601 Australia Toward the costs of developing new technologies for the production of transgenic crops and licensing strategies to ensure that these technologies are available for use by researchers working on crops that are important in developing countries	2002	445 000 00	03/03/2003 F 04/14/2004 F 05/13/2004 N 07/07/2004 F		Complete

	PAYMENT YEAR	AMOUNT PAID IN SPECIFIED YEAR	DATE OF REPORT(S) RECEIVED FROM GRANTEE	NOTES	REPORTING STATUS
FOOD SECURITY					
2004 FS 042 **CAMBIA** Clunies Ross Street at Dickson Rd Black Mountain 2601 Australia In support of further research on the development of a novel gene transfer method that will bypass intellectual property constraints currently limiting gene transfer in plants	2004	250 000 00	03/07/2005 F 05/03/2005 N 06/24/2005 F		Complete
2003 FS 119 **Centre for Agriculture and Biosciences International** Wallingford OX10 8DE England To disseminate the Crop Protection Compendium a multi media knowledge management tool used in teaching research and development in agricultural sciences to African scientists participating in the Sixth Africa Crop Science Society Conference to be held in Nairobi Kenya October 2003	2003	7 000 00	08/13/2004 F N		Complete
2002 FS 139 **Environmental Action Team** P O Box 2605 Kitale Kenya Toward the costs of improving smallholder food production in western Kenya through adaptive research and extension of integrated nutrient management methods	2002	140 175 00	09/10/2003 F N 07/26/2004 N 10/20/2004 F		Complete

	PAYMENT YEAR	AMOUNT PAID IN SPECIFIED YEAR	DATE OF REPORT(S) RECEIVED FROM GRANTEE	NOTES	REPORTING STATUS
FOOD SECURITY					
2002 FS 139 **Environmental Action Team**	2003	117 566 00	07/26/2004 N 10/20/2004 F		Complete
2003 FS 033 **Forum for Agricultural Research in Africa** c/o FAO Regional Office in Africa P O Box GP 1628 Accra Ghana To develop a program entitled: Improving Livelihoods and Natural Resource Management in Sub Saharan Africa: Securing the Future for Africa s Children	2004	21 800 00	01/23/2004 F N		Complete
2003 FS 073 **Forum for Organic Resource Management and Agricultural Technologies** P O Box 79 Village Market 00621 Nairobi Kenya Toward the costs of organizing discussions demonstrations and other events on organic resource management technologies and carbon sequestration in order to accelerate adoption of promising land management technologies in Kenya	2003	69 482 00	03/26/2004 F N 07/09/2004 N 07/12/2004 F		Complete

	PAYMENT YEAR	AMOUNT PAID IN SPECIFIED YEAR	DATE OF REPORT(S) RECEIVED FROM GRANTEE	NOTES	REPORTING STATUS
FOOD SECURITY					
2004 FS 040 **Forum for Organic Resource Management and Agricultural Technologies** P O Box 79 Village Market 00621 Nairobi Kenya Toward the costs of organizing countrywide grassroots public events on organic resource management technologies in order to accelerate the adoption of promising soil management technologies in Kenya	2004	134 903 00	02/09/2005 F N 05/24/2005 F N		Complete
2001 FS 147 **Fundación Abonos Verdes y Cultivos de Cobertura A C** Apdo Postal 78 C P 30470 Villaflores Chiapas Mexico Toward the costs of developing a collaborative and participatory approach to agricultural technology innovation and dissemination in the Villaflores region of Chiapas Mexico	2004	31 000 00	05/18/2004 F N 10/20/2005 N 10/28/2005 F		Complete
2000 FS 161 **Infanta Integrated Community Development Assistance Inc** Bahay Ugnayan Mabini St Infanta Quezon 4336 Philippines To strengthen and document its more than twenty years of community based field work and to explore participatory approaches for agricultural innovation and diffusion	2004	15 000 00		Interim reports due shortly after 12/31/2004 remain outstanding Staff have followed up on 3 occasions most recently on 10/24/2005	

	PAYMENT YEAR	AMOUNT PAID IN SPECIFIED YEAR	DATE OF REPORT(S) RECEIVED FROM GRANTEE	NOTES	REPORTING STATUS
FOOD SECURITY					
2004 FS 100 **International Association of Agricultural Economists** c/o Walter J Armbruster Farm Foundation 1211 W 22nd Street Suite 216 Oak Brook Illinois 60523 2197 United States Toward the costs of a symposium entitled Shaping the future of African agriculture for development: The role of social scientists to be held in Nairobi Kenya December 2004	2004	20 950 00	05/20/2005 F N		Complete
2001 FS 003 **International Centre for Genetic Engineering and Biotechnology** Aruna Asaf Ali Marg New Delhi 110 067 India For research on mapping and tagging of gall midge resistance genes in rice	2003	13 291 80	06/26/2003 F 02/13/2004 F 04/26/2004 N 03/14/2005 F N	The grantee accounted for $11 345 80 and the remainder was paid as reimbursement of grantee expenses to third party vendors All narrative reports have been received and no further reporting is required	Complete
2001 FS 160 **International Centre for Genetic Engineering and Biotechnology** Aruna Asaf Ali Marg New Delhi 110 067 India To enable its New Delhi component to train and conduct collaborative research with other Indian institutions on the use of marker assisted selection in breeding for stress tolerance in rice	2003	43 116 67	02/13/2004 F 04/06/2004 F 05/27/2004 N 06/07/2004 F 06/30/2004 N 08/31/2004 F		Complete

	PAYMENT YEAR	AMOUNT PAID IN SPECIFIED YEAR	DATE OF REPORT(S) RECEIVED FROM GRANTEE	NOTES	REPORTING STATUS
FOOD SECURITY					
2002 FS 137 **Kenya Agricultural Commodity Exchange Ltd** 2nd Floor Brick Court Building Mpaka Road Westlands P O Box 59142 Nairobi 00200 Kenya For the development of market information and commodity exchange systems aimed at raising the incomes of poor farmers in western Kenya by linking them to input and output markets	2002	191 675 00	09/23/2003 F N 12/15/2004 F N		Complete
	2003	107 524 00	12/15/2004 F N		Complete
2004 FS 087 **Kenya Agricultural Commodity Exchange Ltd** 2nd Floor Brick Court Building Mpaka Road Westlands P O Box 59142 Nairobi 00200 Kenya For the development of market information and commodity exchange systems aimed at raising the incomes of poor farmers in western Kenya by linking them to input and output markets	2004	359 756 00	08/04/2005 F N	The grantee has accounted for 37 683 00 through 12/31/2004	

	PAYMENT YEAR	AMOUNT PAID IN SPECIFIED YEAR	DATE OF REPORT(S) RECEIVED FROM GRANTEE	NOTES	REPORTING STATUS
FOOD SECURITY					
2004 FS 033 **Max Planck Society for the Advancement of Science** Hofgartenstr 8 Munich 80539 Germany For use by its Max Planck Institute for Plant Breeding Research to conduct research In collaboration with the Centro Internacional de Agricultura Tropical to enhance the ability of breeders to improve cassava and tropical fruits by over-expression of known genes that allow breeders to control the timing and extent of flowering	2004	53 500 00	04/15/2005 F 05/04/2005 N	The grantee has accounted for $4 956 61 through 12/31/2004	
2002 FS 116 **Red de Estudios para el Desarrollo Rural A C** Km 65 carretera A P 592 C P 6800 Oaxaca de Juárez Oaxaca Mexico For a pilot project to develop and demonstrate methods for strengthening community organization and local capacity for innovation among resource poor farmers in communities in Oaxaca Mexico with high migration rates to the United States	2004	99 970 87	04/30/2004 F N 07/03/2005 F N		Complete
2003 FS 136 **Red de Estudios para el Desarrollo Rural A C** Km 65 carretera A P 592 C P 6800 Oaxaca de Juárez Oaxaca Mexico For a participatory review of the Foundation s Natural Resources Management Program in Mexico (1992 1999) and completion of several related publications	2004	35 000 00	07/03/2005 F N	The grantee has accounted for $16 200 through 10/31/2004	

	PAYMENT YEAR	AMOUNT PAID IN SPECIFIED YEAR	DATE OF REPORT(S) RECEIVED FROM GRANTEE	NOTES	REPORTING STATUS
FOOD SECURITY					
2004 FS 073 **Regional Universities Forum for Capacity Building in Agriculture Limited** Plot 151 Garden Hill Makerere University Main Campus P O Box 7062 Kampala Uganda For general support	2004	150 000 00	10/15/2004 F N 07/15/2005 N 07/27/2005 F		Complete
2002 FS 151 **Sustainable Agriculture Centre for Research and Development in Africa** Mucai Drive off Ngong Road P O Box 8771 Nairobi 00200 Kenya For the development and pilot testing of a prototype cereal banking system for collective grain storage bulking and marketing of maize by poor farmers in western Kenya	2004	71 069 00	09/01/2005 F N	All funds have been accounted for However staff have asked the grantee to submit clanfications with respect to the final narrative report	
2003 FS 091 **Sustainable Agriculture Centre for Research and Development in Africa** Mucai Drive, off Ngong Road P O Box 8771 Nairobi 00200 Kenya For continued research on growing legumes within the maize legume inter cropping systems in western Kenya without compromising maize productivity	2003	72 823 00	08/06/2004 F N		Complete

	PAYMENT YEAR	AMOUNT PAID IN SPECIFIED YEAR	DATE OF REPORT(S) RECEIVED FROM GRANTEE	NOTES	REPORTING STATUS
FOOD SECURITY					
2003 FS 091 **Sustainable Agriculture Centre for Research and Development In Africa**	2004	67 307 00	07/13/2005 F N		Complete
2004 FS 024 **Sustainable Agriculture Centre for Research and Development In Africa** Mucai Drive, off Ngong Road P O Box 8771 Nairobi 00200 Kenya To continue on farm testing of selected technologies for improved soil fertility management in western Kenya	2004	114 785 00	04/11/2005 F N		Complete
2004 FS 036 **Sustainable Agriculture Centre for Research and Development In Africa** Mucai Drive, off Ngong Road P O Box 8771 Nairobi 00200 Kenya To scale up a successful prototype cereal banking system for collective grain storage bulking and marketing of maize by poor farmers to four districts of western Kenya	2004	313 431 00	03/08/2005 F N 04/11/2005 F N		Complete

	PAYMENT YEAR	AMOUNT PAID IN SPECIFIED YEAR	DATE OF REPORT(S) RECEIVED FROM GRANTEE	NOTES	REPORTIN STATUS
FOOD SECURITY					
2004 FS 025 **Weizmann Institute of Science** P O Box 26 Rehovot 76100 Israel In support of travel to enable five scientists from developing countries to participate in a workshop entitled Crop Ferality and Volunteerism: A Threat to Food Security in the Transgenic Era,' to be held at the Bellagio Study and Conference Center May 24 29 2004	2004	8 400 00	09/08/2004 F 05/31/2005 N		Complete
2001 FS 112 **Zimbabwe Institute of Permaculture** P O Box CY 301 Causeway Harare Zimbabwe For use by its PELUM College Zimbabwe toward scholarships for its two year training program on agroecological land use management and community development and for participatory assessment of the College s training strategy	2002	17 050 00	05/30/2004 F 07/12/2005 N		Complete

	PAYMENT YEAR	AMOUNT PAID IN SPECIFIED YEAR	DATE OF REPORT(S) RECEIVED FROM GRANTEE	NOTES	REPORTING STATUS
GLOBAL ENVIRONMENT					
RF 99010 #129 **Leadership for Environment and Development International Inc** 48 Prince s Gardens London SW7 2PE England Toward the costs of its Fellows Program	2000	2 000 000 00	12/01/2000 F N 12/01/2001 N 01/08/2002 F 02/26/2003 F N 02/23/2004 F N 02/01/2005 F 02/05/2005 N	The grantee has accounted for $1 771 456 24 through 12/31/2004	

	PAYMENT YEAR	AMOUNT PAID IN SPECIFIED YEAR	DATE OF REPORT(S) RECEIVED FROM GRANTEE	NOTES	REPORTING STATUS
GLOBAL INCLUSION					
2003 GI 042 **Advocates Coalition for Development and Environment** Plot 96 Kanjokya Street P O Box 29836 Kampala Uganda Toward the costs of a project to increase understanding and promote dialogues among scientists policymakers and civil society on appropriate biotechnology and biosafety policies for eastern and Central Africa	2004	138 000 00	12/18/2004 F N 01/31/2005 F 03/31/2005 N		Complete
2004 GI 010 **AfricaBio** P O Box 873 Irene South Africa For the final phase of a project to advance an understanding of and dialogue about plant biotechnology through capacity building in southern African countries	2004	98 200 00	06/20/2005 F N		Complete
2004 GI 022 **African Agricultural Technology Foundation** c/o ILRI P O Box 30709 Old Naivasha Road Nairobi 00100 Kenya For the costs of its official launch as an entity that will link the needs of resource-poor farmers with potential technological solutions to create food security and poverty reduction in sub Saharan Africa	2004	66 825 00	09/24/2004 F 01/11/2005 N		Complete

	PAYMENT YEAR	AMOUNT PAID IN SPECIFIED YEAR	DATE OF REPORT(S) RECEIVED FROM GRANTEE	NOTES	REPORTING STATUS
GLOBAL INCLUSION					
2002 GI 050 **Asociación FORO Nacional Internacional** Apartado 18 1194 Miraflores Lima Peru Toward the costs of a publication that will contribute to a better understanding of the role that scientific and technological knowledge plays in development	2004	16 787 98	04/01/2004 N 04/30/2004 F		Complete
2002 GI 026 **Asociación Mexicana de Uniones de Crédito del Sector Social** Yosemite 45 Col Napoles CP 03810 Mexico City Mexico Toward the costs of its project to expand and consolidate access to banking services in transnational communities in Mexico and California	2003	50 000 00	08/26/2005 N 10/27/2005 F		Complete
2004 GI 033 **Association 3D Trade Human Rights Equitable Economy** Maison des Associations Rue des Savoises 15 Geneva 1205 Switzerland Toward the costs of a project that will use human rights rules and mechanisms to ensure access to affordable medicines in developing countries	2004	75 000 00	06/01/2005 F N 06/29/2005 F N 10/25/2005 F	The grantee has accounted for $36 010 92 through 6/30/2005 and has submitted a further accounting that is under review by staff	

	PAYMENT YEAR	AMOUNT PAID IN SPECIFIED YEAR	DATE OF REPORT(S) RECEIVED FROM GRANTEE	NOTES	REPORTING STATUS
GLOBAL INCLUSION					
2002 GI 024 **Britain Yearly Meeting** Friends House 173 Euston Road London NW1 2BJ England Toward the costs of a program to support developing country strategy development regarding intellectual property policies particularly with respect to public health traditional knowledge and food security	2003	75 000 00	02/25/2004 F N 05/20/2005 F N		Complete
	2004	75 000 00	05/20/2005 F N	The grantee has accounted for $71 924 39 through 11/30/2004	
2002 GI 009 **CAMBIA** Clunies Ross Street at Dickson Rd Black Mountain 2601 Australia Toward the costs of the CAMBIA Intellectual Property Resource a web based provider of patent information related to the agricultural and health sciences designed: (1) to increase the capacity of public sector and small to medium size private sector organizations to develop strategies that address intellectual property issues relevant to biotechnology in international agricultural and health research (2) to foster fair and equitable licensing arrangements for intellectual property and (3) to assist in bringing the benefits of these arrangements to resource poor communities	2002	450 000 00	03/03/2003 F 03/29/2004 N 04/14/2004 F 07/07/2004 F 04/06/2005 N		Complete

	PAYMENT YEAR	AMOUNT PAID IN SPECIFIED YEAR	DATE OF REPORT(S) RECEIVED FROM GRANTEE	NOTES	REPORTING STATUS
GLOBAL INCLUSION					
2002 GI 009 **CAMBIA**	2003	450 000 00	06/10/2003 N 03/29/2004 N 04/14/2004 F 07/07/2004 F 04/06/2005 N		Complete
2004 GI 025 **CAMBIA** Clunies Ross Street at Dickson Rd Black Mountain 2601 Australia Toward the costs of a project to develop promote implement and validate a new model for managing intellectual property stimulating innovation and delivering useful biological technologies based on the principles of an open access collaborative protected commons	2004	750 000 00	02/28/2005 F 05/22/2005 N 05/24/2005 N 06/06/2005 F		Complete
2004 GI 008 **Centre for Conflict Resolution** UCT Rhodes Gift Post Office 7707 Cape Town South Africa Toward the costs of a conference entitled: The United Nations Africa s Sub regional Organizations and Future Security Threats to be held in Cape Town South Africa May 2004	2004	70 000 00	02/02/2005 F N		Complete

	PAYMENT YEAR	AMOUNT PAID IN SPECIFIED YEAR	DATE OF REPORT(S) RECEIVED FROM GRANTEE	NOTES	REPORTING STATUS
GLOBAL INCLUSION					
2000 GI 075 **Centre for Science and Environment** 41 Tughlakabad Institutional Area New Delhi 110 062 India Toward the costs of a study on the practice of community based water management on degraded lands	2002	20 000 00	11/15/2001 N 03/22/2004 F N 03/08/2005 F N		Complete
2004 GI 012 **Centre Henry Dunant pour le Dialogue Humanitaire** 114 Rue de Lausanne CH 1202 Geneva CH 1202 Switzerland Toward the costs of a project to research and analyze the potential for unarmed monitoring missions as a tool for international intervention in conflict	2004	60 000 00	05/23/2005 F N	The grantee has accounted for $58 137 00 through 3/31/2005	
2004 GI 020 **Consumers International** 24 Highbury Crescent London N5 1RX England Toward the costs of a series of dialogues among consumer advocates and E U and U S policymakers aimed at fostering a fairer system of intellectual property rights to allow for the freer exchange of knowledge and ideas and the delivery of innovative and affordable products to the marketplace	2004	120 000 00	05/19/2005 F 06/01/2005 N	The grantee has accounted for $57 389 00 through 12/31/2004	

	PAYMENT YEAR	AMOUNT PAID IN SPECIFIED YEAR	DATE OF REPORT(S) RECEIVED FROM GRANTEE	NOTES	REPORTING STATUS
GLOBAL INCLUSION					
2004 GI 053 **Creators Rights Alliance** 215 Spadina Avenue c/o Playwrights Canada Press Suite 230 Toronto Ontario M5T 2C7 Canada For the costs of a project to assist advocates for indigenous peoples to prepare for and participate in international meetings on intellectual property and the protection of traditional knowledge	2004	50 000 00	05/03/2005 N 10/21/2005 F	Staff have received financial and narrative reports that are currently under review	
2003 GI 041 **Forum for Agricultural Research in Africa** c/o FAO Regional Office in Africa P O Box GP 1628 Accra Ghana Toward the costs of its African biosafety initiative to accelerate and improve the development and implementation of biosafety systems in sub Saharan Africa	2004	100 000 00	04/13/2005 F 04/23/2005 N	The grantee has submitted accountings through 12/31/2004 reporting $0 00 expenditures against these funds	
2004 GI 029 **Fundacion Agenda Colombia** Carrera 13 A No 41 44 Bogota Colombia Toward the costs of a seminar entitled: Globalization Intellectual Property Rights and Social Equity: Challenges and Opportunities of the Free Trade Agreements to be held in Bogotá Colombia July 22 and 23 2004	2004	25 000 00	06/28/2005 F N		Complete

	PAYMENT YEAR	AMOUNT PAID IN SPECIFIED YEAR	DATE OF REPORT(S) RECEIVED FROM GRANTEE	NOTES	REPORTIN STATUS
GLOBAL INCLUSION					
2003 GI 049 **Institute for Philanthropy** 2 Temple Place London WC2R 3BD England To identify and recruit high net worth individuals in the U K for The Philanthropy Workshop and to design and organize a module to be held in London April 2004	2004	12 500 00	09/01/2005 F N		Complete
2003 GI 015 **Leadership for Environment and Development International Inc** 48 Prince s Gardens London SW7 2PE England For general support as the organization makes a transition to a new mission and financial independence	2003	5 000 000 00	02/23/2004 F N 04/22/2005 F N		Complete
2001 GI 092 **Neelan Tiruchelvam Trust** 108/1 Rosmead Place Colombo 7 Sri Lanka For general support of its mission to promote peace and the reconciliation of civil conflict throughout the world	2002	75 000 00	12/30/2002 N 05/14/2004 F N 04/07/2005 F N	The grantee has accounted for $62 607 00 through 3/31/2005	
	2003	75 000 00	05/14/2004 F N 04/07/2005 F N	The grantee has submitted accountings through 3/31/2005 reporting $0 00 expenditures against these funds	

	PAYMENT YEAR	AMOUNT PAID IN SPECIFIED YEAR	DATE OF REPORT(S) RECEIVED FROM GRANTEE	NOTES	REPORTIN STATUS
GLOBAL INCLUSION					
2003 GI 053 **Rabble Rouser Media** 611 Broadway Suite 616 New York New York 10012 United States For a series of film screenings at community forums in which its documentary on collective remittances will be used to build bridges between hometown associations and other established community organizations in the United States	2004	55 750 00	01/15/2004 F 12/15/2004 N		Complete
2002 GI 056 **SciDev Net** 97/99 Dean Street London W1D 3TE England For general support of its mission of providing a free access internet site offering original reporting and science journal articles for policymakers scientists and others in developing countries	2004	150 000 00	03/18/2005 N 03/23/2005 F		Complete
2000 GI 126 **The Cropper Foundation** c/o Fernandes Industrial Centre Building No 7 Laventille Laventille Trinidad & Tobago Toward the costs of an international conference to investigate public policies in environment to promote greater equity	2001	60 000 00	03/31/2002 N 07/10/2002 F 11/14/2002 N 11/01/2003 N 11/27/2003 F 05/20/2004 F N 08/20/2004 F N		Complete

	PAYMENT YEAR	AMOUNT PAID IN SPECIFIED YEAR	DATE OF REPORT(S) RECEIVED FROM GRANTEE	NOTES	REPORTIN STATUS
GLOBAL INCLUSION					
2003 GI 027 **The Nuffield Foundation** 28 Bedford Square London WC1B 3JS England For use by its Nuffield Council on Bioethics toward the costs of a workshop on the ethics of research related to healthcare in developing countries to be held in Cape Town South Africa February 2004	2003	40 000 00	09/16/2004 N 11/16/2004 F		Complete
2004 GI 003 **The Southern and Eastern African Trade Information and Negotiations Institute Trust** 20 Victoria Drive Newlands Harare Zimbabwe For general support of its mission to strengthen the ability of African officials to negotiate on trade and development issues and to develop research and teaching capacity in trade policy in African institutions	2004	150 000 00	09/20/2004 N 12/09/2004 F 09/05/2005 F	The grantee has accounted for all of the funds, however a final narrative report due shortly after 6/30/2005 remains outstanding Staff have followed up on two occasions most recently on 10/11/2005	
2004 GI 006 **WSP International** International Environment House 11 13 Chemin des Anemones CH 1219 Chatelaine Geneva Switzerland Toward the costs of its Peacebuilding Forum created to build more effective partnerships between internal and external actors in post conflict countries	2004	100 000 00	06/17/2005 F N		Complete

	PAYMENT YEAR	AMOUNT PAID IN SPECIFIED YEAR	DATE OF REPORT(S) RECEIVED FROM GRANTEE	NOTES	REPORTIN STATUS
GLOBAL PROGRAMS					
GP 9938 **The Africa Net Trust** B P 5720 Dakar Fann Senegal Toward the development and launch of two television and radio programs: Teenzine Africa (health science, technology geography and economics for young people) and Africa This Week (pan African news and financial analysis)	2000	125 000 00	04/06/2001 F N		Complete
	2001	125 000 00		Due to the grantee s failure to submit financial and substantive reports for this grant which were due shortly following the termination of the grant on 11/30/2001 we will not allow future funding to this grantee	Complete

	PAYMENT YEAR	AMOUNT PAID IN SPECIFIED YEAR	DATE OF REPORT(S) RECEIVED FROM GRANTEE	NOTES	REPORTING STATUS
HEALTH EQUITY					
2000 HE 035 **Action on Smoking and Health Foundation** 36/6 Soi Pradipat 10 Pradipat Road Samsen Nai Phayathai Bangkok 10400 Thailand For activities related to the development of the Southeast Asian Tobacco Control Alliance a collaborative regional tobacco control network	2004	25 630 64	03/19/2004 F N		Complete
2004 HE 032 **Africa Health and Development International** Box 66782 Nairobi Kenya To enable representatives from grassroots organizations in East Africa to attend the XVth International AIDS Conference to be held in Bangkok Thailand July 2004	2004	98 900 00	02/12/2005 F N		Complete
2003 HE 035 **ASEAN Secretariat** 70 A Jl Sisingamangaraja Jakarta 12110 Indonesia Toward the costs of building local capacity to assess the impact of intellectual property rights on public health in the ASEAN region	2003	101 475 00	08/09/2004 F N 11/03/2004 F N 08/26/2005 F N		Complete

	PAYMENT YEAR	AMOUNT PAID IN SPECIFIED YEAR	DATE OF REPORT(S) RECEIVED FROM GRANTEE	NOTES	REPORTIN STATUS
HEALTH EQUITY					
2003 HE 035 **ASEAN Secretariat**	2004	133 640 00	08/26/2005 F N		Complete
2004 HE 007 **Asia Pacific Council of AIDS Service Organizations** 12 Jalan 13/48A The Boulevard Shop Office Off Jalan Sentua Kuala Lumpur 51000 Malaysia Toward the costs of its Asia Pacific alternative community forum on community access held in Bangkok in January 2004	2004	21 034 00	09/30/2004 F N		Complete
2002 HE 090 **Biomedical Research and Training Institute** P O Box CY 1753 Causeway Harare Zimbabwe To assess the risk of tuberculosis infection among nurses and the causes of chronic cough among patients attending health care clinics in Harare Zimbabwe	2003	46 205 00	01/28/2004 N 02/02/2004 F 02/08/2005 F N		Complete

	PAYMENT YEAR	AMOUNT PAID IN SPECIFIED YEAR	DATE OF REPORT(S) RECEIVED FROM GRANTEE	NOTES	REPORTIN STATUS
HEALTH EQUITY					
2002 HE 090 **Biomedical Research and Training Institute**	2004	13 508 00	02/08/2005 F N	The grantee has accounted for $12 360 07 through 12/31/2004	
2003 HE 087 **Burkina Faso Association for Family Well Being** 01 B P 535 Ouagadougou Burkina Faso To complete a project designed to improve the reproductive health of young people in the Ouahigouya zone of Burkina Faso that includes partnerships with existing health clinics and innovative communication strategies	2003	78 537 00	03/24/2004 F N 01/03/2005 F N	The grantee has accounted for $56 002 00 through 12/31/2004	
	2004	25 000 00	01/03/2005 F N	The grantee has submitted accountings through 12/31/2004 reporting $0 00 expenditures against these funds	
2003 HE 046 **Centre for Health Science and Social Research** P O Box 320168 Woodlands Lusaka Zambia *For continued support of research to strengthen cross border disease* prevention control and surveillance programs in southern Africa	2004	49 980 00	02/28/2005 N 03/03/2005 F	The grantee has accounted for $40 896 57 through 12/31/2004 Final reports due shortly after 5/31/2005 remain outstanding; staff have followed up with the grantee on several occasions most recently on 10/20/2005	

	PAYMENT YEAR	AMOUNT PAID IN SPECIFIED YEAR	DATE OF REPORT(S) RECEIVED FROM GRANTEE	NOTES	REPORTING STATUS
HEALTH EQUITY					
2002 HE 096 **Centre for the Management of IP in Health R & D** Oxford Centre for Innovation Mill Street Oxford OX2 OJX United Kingdom In general support of its efforts to help the international public health sector manage intellectual property in health research and development and thereby improve access to health technologies for poor people in developing countries	2004	750 000 00	04/18/2005 F N	The grantee has accounted for $500 000 00 through 12/31/2004	
2004 HE 003 **Centre for the Management of IP in Health R & D** Oxford Centre for Innovation Mill Street Oxford OX2 OJX United Kingdom Toward the costs of a meeting at the Bellagio Study and Conference Center to examine innovative models of intellectual property management that foster development of and access to new products for neglected diseases to be held in June 2004	2004	30 000 00	11/08/2004 F N		Complete
2004 HE 028 **Centre for the Management of IP in Health R & D** Oxford Centre for Innovation Mill Street Oxford OX2 OJX United Kingdom For a project in collaboration with research institutes in India South Africa and Thailand to build local capacity in India East Africa and Southeast Asia to manage innovation in public-private partnerships to develop new health technologies	2004	360 000 00	05/09/2005 F N	The grantee has accounted for $53 796 75 through 12/31/2004	

	PAYMENT YEAR	AMOUNT PAID IN SPECIFIED YEAR	DATE OF REPORT(S) RECEIVED FROM GRANTEE	NOTES	REPORTING STATUS
HEALTH EQUITY					
2004 HE 050 **Centre for the Management of IP in Health R & D** Oxford Centre for Innovation Mill Street Oxford OX2 OJX United Kingdom For collaboration with Public Intellectual Property Resource for Agriculture to improve the management of public sector technologies and promote product development of products for the poor in developing countries	2004	300 000 00	05/05/2005 F N	The grantee has accounted for $8 448 78 through 12/31/2004	
2002 HE 030 **Consultation of Investment in Health Promotion** 108 A12 Alley 4/15 Phuong Mai Street Hanoi Vietnam To study the links between gender sexuality and reproductive health in northern Vietnam	2003	41 215 00	01/05/2004 F N 09/08/2004 F N 02/16/2005 F 02/18/2005 N		Complete
2003 HE 067 **Consultation of Investment in Health Promotion** 108 A12 Alley 4/15 Phuong Mai Street Hanoi Vietnam To enhance the capacity of local researchers to analyze publish and disseminate research findings on gender and sexual health in Vietnam	2003	57 084 00	01/02/2004 F 02/17/2005 F N		Complete
	2004	67 650 00	02/17/2005 F N	The grantee has accounted for $4 017 71 through 12/31/2004	

	PAYMENT YEAR	AMOUNT PAID IN SPECIFIED YEAR	DATE OF REPORT(S) RECEIVED FROM GRANTEE	NOTES	REPORTIN STATUS
HEALTH EQUITY					
2002 HE 085 **Health Systems Trust** 1st Floor Riverside Centre corner of Belmont & Main Road Rondebosch 7700 South Africa Toward the costs of the Global Equity Gauge Alliance project which monitors health inequalities within countries and promotes action to reduce unfair disparities in health and health care in developing countries	2003	500 000 00	08/13/2003 N 09/29/2003 F 09/16/2004 F N 10/12/2005 F N		Complete
2003 HE 078 **Health Systems Trust** 1st Floor Riverside Centre corner of Belmont & Main Road Rondebosch 7700 South Africa Toward the costs of six country level studies in the Global Equity Gauge Alliance project which monitors health inequalities within developing countries and promotes action to reduce unfair disparities in health	2004	550 000 00	09/23/2004 F N 10/12/2005 N	The grantee has accounted for $138 190 00 through 6/30/2004 We have received a narrative report for the period ending 6/30/2005 but a financial report remains outstanding Staff have followed up most recently on 10/3/2005	
2004 HE 036 **Health Systems Trust** 1st Floor Riverside Centre corner of Belmont & Main Road Rondebosch 7700 South Africa Toward the costs of three urban projects of its Global Equity Gauge Alliance which promotes action to redress unfair disparities in health within developing countries	2004	50 000 00	09/29/2005 F N	We have received financial and narrative reports for this grant; however our program staff have found the financial report to be unsatisfactory and have followed up with the grantee by letter dated 10/3/2005	

	PAYMENT YEAR	AMOUNT PAID IN SPECIFIED YEAR	DATE OF REPORT(S) RECEIVED FROM GRANTEE	NOTES	REPORTIN STATUS
HEALTH EQUITY					
2002 HE 047 **IbnSina** Daramsal Substreet Opposite of Ghazi Ayob Khan School Karti Parwan Khair Khana Main Road Kabul Afghanistan Toward the costs of a training program in public health to increase the number of female health care workers in Afghanistan especially in rural communities	2004	38 515 00	10/17/2003 N 12/17/2003 F 03/02/2004 N 03/12/2004 F 02/26/2005 F N 09/13/2005 F N		Complete
2000 HE 042 **INCLEN Trust International Inc** Room 3063 3rd Floor Department of Pediatrics All India Institute of Medical Sciences Ansari Nagar New Delhi 110029 India For general support	2000	1 000 000 00	11/30/2001 N 07/25/2002 F F N 07/25/2003 F N 07/29/2004 F N 07/27/2005 N 07/28/2005 F	The grantee has accounted for $773 545 00 through 06/30/2005	
	2002	700 000 00	07/25/2003 F N 07/29/2004 F N 07/27/2005 N 07/28/2005 F	Grantee has submitted accountings through 06/30/2005 reporting $0 00 expenditures against these funds	

	PAYMENT YEAR	AMOUNT PAID IN SPECIFIED YEAR	DATE OF REPORT(S) RECEIVED FROM GRANTEE	NOTES	REPORTING STATUS
HEALTH EQUITY					
2000 HE 042 **INCLEN Trust International Inc**	2003	300 000 00	07/29/2004 F N 07/27/2005 N 07/28/2005 F	Grantee has submitted accountings through 06/30/2005 reporting $0 00 expenditures against these funds	
2004 HE 033 **IntellectuAll Limited** P O Box 247 Geldermalsen 4190 CE Netherlands Toward the costs of testing the value of an innovative data mining and meta analysis technique to identify drugs developed for other indications that could be used to treat the major infectious diseases of the poor	2004	25 000 00	03/07/2005 F N		Complete
2001 HE 111 **Joint Clinical Research Centre** Butikiro House Plot No 893 Ring Road Mengo P O Box 10005 Kampala Uganda Toward the cost of its African Dialogue on AIDS Care program that promotes research on HIV/AIDS care and treatment in sub Saharan Africa	2003	367 275 00	12/05/2003 N 01/20/2004 F 10/04/2004 N 11/18/2004 F 02/11/2005 F N		Complete

	PAYMENT YEAR	AMOUNT PAID IN SPECIFIED YEAR	DATE OF REPORT(S) RECEIVED FROM GRANTEE	NOTES	REPORTIN STATUS
HEALTH EQUITY					
2001 HE 111 **Joint Clinical Research Centre**	2004	172 420 00	02/11/2005 F N	The grantee has accounted for $30 046 00 through 12/31/2004	
2002 HE 111 **Khemara** Ottara Vatei Pagoda National Road # 5 Russey Keo District Mittapheap Village PO Box No 1250 Phnom Penh Cambodia For the development of a model that integrates gender concerns into the provision of sexual health education and services among marginal communities in Phnom Penh Cambodia	2004	55 00	02/20/2004 N 03/03/2004 F		Complete
2004 HE 044 **Massive Effort Campaign** Route de Cite Ouest 2 Gland 1196 Switzerland In support of its efforts to develop the human resources needed to mobilize societies against AIDS TB malaria and other diseases of poverty	2004	100 000 00		Reports due shortly after 12/31/2004 and 6/30/2005 remain outstanding Staff have followed up several times most recently on 11/1/2005	

	PAYMENT YEAR	AMOUNT PAID IN SPECIFIED YEAR	DATE OF REPORT(S) RECEIVED FROM GRANTEE	NOTES	REPORTING STATUS
HEALTH EQUITY					
2004 HE 026 **Population and Community Development Association** 6 Sukhumvit 12 Bangkok 10110 Thailand For three activities of its Community Program Committee designed especially for participants living with HIV/AIDS and representing diverse communities who will attend the XV International AIDS Conference in Bangkok July 2004	2004	100 000 00	01/12/2005 F N		Complete
2002 HE 114 **Reproductive Health Matters** 444 Highgate Studios 53/79 Highgate Road London NW5 1TL England Toward the costs of printing its journal and distributing it free of charge to institutions in South and Southeast Asia and to support the editing and publication of papers to be presented at a workshop to be held at the Bellagio Study and Conference Center October 2003	2003	75 000 00	04/07/2004 F N 04/18/2005 F N		Complete
	2004	25 000 00	04/18/2005 F N		Complete

	PAYMENT YEAR	AMOUNT PAID IN SPECIFIED YEAR	DATE OF REPORT(S) RECEIVED FROM GRANTEE	NOTES	REPORTIN STATUS
HEALTH EQUITY					
2004 HE 054 **Sanaria Inc** 12115 Parklawn Drive Suite L Rockville Maryland 20852 United States Toward the costs of organizing a session on malaria at the Indian Science Congress meeting in Ahmedabad January 2005	2004	25 000 00	05/06/2005 F N		Complete
2001 HE 026 **Save the Children Fund** 17 Grove Lane London SE5 8RD England For creating and strengthening the psychological and social resources of adolescents in Mali	2004	5 237 00	10/17/2002 F 07/08/2003 F 09/24/2003 N 05/19/2004 N 07/09/2004 F	Funds were fully paid as a reimbursement of grantee expenses to third party vendors and all narrative reports have been received; no further reporting is required	Complete
2003 HE 104 **Southeast Asian Ministers of Education Organization** Tropmed Central Office 420/6 Rajvithi Road Bangkok 10400 Thailand For use by its Regional Tropical Medicine and Public Health Network to explore the potential for using Geographic Information Systems to inform disease prevention and control programs in the Greater Mekong Sub region	2004	94 500 00	09/15/2004 F N 01/25/2005 F N 10/03/2005 F 10/31/2005 N	The grantee has accounted for all of the funds and has submitted narrative reports covering the entire term of the grant However staff have asked the grantee to provide additional information before considering this closed	

	PAYMENT YEAR	AMOUNT PAID IN SPECIFIED YEAR	DATE OF REPORT(S) RECEIVED FROM GRANTEE	NOTES	REPORTING STATUS
HEALTH EQUITY					
2003 HE 088 **Stichting Global Network of People Living with HIV/AIDS** P O Box 11726 Amsterdam 1001 Netherlands To cover the costs of African participants at the International Conference for People Living with HIV/AIDS held in Uganda October 2003	2003	20 000 00	06/27/2005 F N		Complete
2003 HE 063 **Stichting Health Action International Foundation** Jacob van Lennepkade 334 T Amsterdam 1053 NJ Netherlands To improve the market transparency of pharmaceutical prices and policy responses to enhance affordable access to essential drugs in developing countries	2004	107 333 00	02/13/2004 F N 01/20/2005 N 02/03/2005 F	The grantee has accounted for $59 271 00 through 12/31/2004	
2003 HE 084 **Training and Research Support Centre** 47 Van Praagh Avenue Milton Park Harare Zimbabwe Toward the costs of the planning and implementation of a regional conference on equity in health in Southern Africa	2004	52 000 00	10/01/2004 F N		Complete

	PAYMENT YEAR	AMOUNT PAID IN SPECIFIED YEAR	DATE OF REPORT(S) RECEIVED FROM GRANTEE	NOTES	REPORTIN STATUS
HEALTH EQUITY					
2004 HE 059 **Trust for Indigenous Culture and Health** ACS Plaza 3rd floor, Lenana Road P O Box 677 00502 Nairobi Kenya To explore ways in which traditional medicine can be incorporated more effectively into HIV/AIDS programs in Africa	2004	150 000 00	10/14/2005 F N		Complete
2003 HE 055 **Women s Health Advocacy Foundation** 12/22 Tessaban songkroh Road Ladyao Jatujak Bangkok 10900 Thailand To raise media professionals awareness of gender issues in sexual and reproductive health	2003	21 295 00	01/15/2004 F N 02/14/2005 F N		Complete
	2004	21 295 00	02/14/2005 F N 08/15/2005 F N		Complete

	PAYMENT YEAR	AMOUNT PAID IN SPECIFIED YEAR	DATE OF REPORT(S) RECEIVED FROM GRANTEE	NOTES	REPORTING STATUS
HEALTH EQUITY					
2002 HE 001 **Women s Media Centre of Cambodia** #30 Street 488 Sangkat Phsar Demthkov Khan Chamcar Morn Phnom Penh Cambodia For use by its Media Campaign Department for a public education effort on the harm associated with tobacco use particularly among Khmer women children and families	2004	57 230 00			Complete

	PAYMENT YEAR	AMOUNT PAID IN SPECIFIED YEAR	DATE OF REPORT(S) RECEIVED FROM GRANTEE	NOTES	REPORTING STATUS
HEALTH SCIENCES					
RF 99052 #3 **Institute of Policy Studies of Sri Lanka** 99 St Michael s Road Colombo 3 Sri Lanka As an International Health Research Award to support a collaborative partnership to strengthen health systems reform in the Asia Pacific region within the National Health Accounts framework	2002	32 426 00	05/11/2004 F 06/27/2004 N 03/21/2005 N	The grantee has accounted for $22 434 00 through 12/31/2003 A narrative report through 12/31/2004 has been received; a financial report remains outstanding Staff have followed up on 3 occasions most recently on 10/14/2005	
	2003	22 080 00	05/11/2004 F 06/27/2004 N 03/21/2005 N	The grantee has submitted accountings through 12/31/2003 reporting $0 00 expenditures against these funds (See note above in reference to 2002 expenditure)	
	2004	25 000 00	03/21/2005 N	(See note above in reference to 2002 expenditure)	
RF 97045 #95 **Society for Education Action and Research in Community Health** Shodh Gram P O & Dist Gadchiroli (Maharashtra) Gadchiroli 442 605 India For the writing publication and dissemination of research papers on reproductive and child health and institutional capacity building	2000	34 500 00	07/29/2002 F 03/15/2004 F 03/16/2004 N 09/02/2005 F N		Complete

	PAYMENT YEAR	AMOUNT PAID IN SPECIFIED YEAR	DATE OF REPORT(S) RECEIVED FROM GRANTEE	NOTES	REPORTIN STATUS
HEALTH SCIENCES					
RF 97045 #95					
Society for Education Action and Research in Community Health	2004	15 500 00	09/02/2005 F N		Complete

	PAYMENT YEAR	AMOUNT PAID IN SPECIFIED YEAR	DATE OF REPORT(S) RECEIVED FROM GRANTEE	NOTES	REPORTIN STATUS
NORTH AMERICA REGIONAL PROGRAM					
2003 NA 003 **Centro de Estudios Fronterizos y de Promocion de los Derechos Humanos A C** Zaragoza 650 3er Piso Despacho 13 Centro Reynosa Tamaulipas 88500 Mexico Toward the costs of a documentary on migration between Mexico and the United States	2004	15 000 00	05/31/2004 F N		Complete
2004 NA 009 **Grupo Interdisciplinario sobre Mujer Trabajo y Pobreza A C** Hilario Pérez de León #80 Col Niños Héroes de Chapultepec Mexico City Mexico Toward the costs of a competitive research program to investigate the impact of remittances from family members in the United States on indigenous women living in poverty in Mexico	2004	50 000 00	05/25/2005 F N	The grantee has submitted an accounting through 12/31/2004 reporting $0 00 expenditures against these funds	
2003 NA 015 **Red de Comunicadores Boca de Polen A C** Calzada Roberta No 36 Col 31 de marzo San Cristóbal Las Casas Chiapas Mexico Toward the costs of an educational kit about the links among international trade sustainable agriculture local knowledge and migration to be distributed to indigenous and peasants organizations in Mexico and Central America	2004	10 500 00	05/25/2004 F N 10/31/2005 F N	The grantee has submitted accountings through 10/31/2005 reporting $0 00 expenditures against these funds	

	PAYMENT YEAR	AMOUNT PAID IN SPECIFIED YEAR	DATE OF REPORT(S) RECEIVED FROM GRANTEE	NOTES	REPORTING STATUS
NORTH AMERICA REGIONAL PROGRAM					
2004 NA 004 **Red Internacional de Migracion y Desarrollo** Apartado Postal 3 138 Zacatecas 98064 Mexico In support of a project to generate a knowledge platform to better understand the dynamics of transnational communities resulting from massive migration from Mexico to the U S	2004	152 500 00	06/07/2005 F N	The grantee has accounted for $131 876 46 through 6/1/2005	
2004 NA 005 **U S Mexico Foundation for Culture Inc** c/o Grant Hermann Schwartz & Klinger LLP 675 Third Avenue Suite 1200 New York New York 10017 United States Toward the costs of its II Forum The Cultural Dimension of Transnational Communities to be held in Oaxaca Mexico August 2004	2004	83 100 00	06/09/2005 F 09/10/2005 N		Complete

	PAYMENT YEAR	AMOUNT PAID IN SPECIFIED YEAR	DATE OF REPORT(S) RECEIVED FROM GRANTEE	NOTES	REPORTING STATUS
POPULATION SCIENCES					
RF 97045 #85 **Anusandhan Trust** Centre for Enquiry into Health and Allied Themes (CEHAT) Sai Ashray Aram Society Road Vakola Santacruz (East) Mumbai 400 059 India To support India s National Abortion Assessment Study	2002	125 000 00	04/19/2004 F N 01/28/2005 F N		Complete
RF 96048 #62 **Ashish Gram Rachna Trust** District Aurangabad 431 121 Pachod Maharashtra India For use by its Institute of Health Management Pachod to develop monitor and evaluate a model reproductive and child health programme through a target free approach in a slum setting in Pune city	2002	14 650 00	08/11/2003 F 09/01/2003 N 06/27/2004 F N 08/06/2005 F N		Complete
	2004	29 370 00	08/06/2005 F N		Complete

	PAYMENT YEAR	AMOUNT PAID IN SPECIFIED YEAR	DATE OF REPORT(S) RECEIVED FROM GRANTEE	NOTES	REPORTIN STATUS
SOUTHEAST ASIA REGIONAL PROGRAM					
2004 SE 009 **AIDS Society of the Philippines Inc** OTM Building No 71 Scout Tuazon Street South Triangle 1103 Quezon City Manila 1004 Philippines Toward the costs of publishing and disseminating at the XV International AIDS Conference to be held in Bangkok July 2004 the results of a study of the role of the media in HIV/AIDS prevention and control in Cambodia Indonesia Lao PDR the Philippines Thailand and Vietnam	2004	85 730 00	12/23/2004 N 01/11/2005 F 08/31/2005 F N	The grantee has accounted for $69 368 00 through 6/30/2005	
2004 SE 010 **Cambodian Women for Peace and Development Association** #23 St 47 Sangkat Sras Chak Khan Daun Penh Phnom Penh Cambodia For the continuation of an experimental program to strengthen inter country health care and social support systems for Cambodian workers migrating to Thailand	2004	90 176 00	05/04/2005 N 08/11/2005 F	The grantee has accounted for $63 778 25 through 6/30/2005	
2004 SE 005 **Center for Biodiversity and Indigenous Knowledge** The First Floor Building B Zhonghuandasha Yanjiadi Kunming Yunnan 650034 China In support of a multidisciplinary research and learning mobile workshop focused on understanding and predicting land use trends in view of regional development plans in the uplands of Yunnan Province in China Lao PDR and Thailand	2004	97 335 00	03/30/2005 F N 08/26/2005 F N		Complete

	PAYMENT YEAR	AMOUNT PAID IN SPECIFIED YEAR	DATE OF REPORT(S) RECEIVED FROM GRANTEE	NOTES	REPORTING STATUS
SOUTHEAST ASIA REGIONAL PROGRAM					
2003 SE 034 **Center for Community Development Studies** No 133 Qixiang Road Kunming Yunnan 650032 China Toward the costs of a project aimed at building the capacity of trans boundary upland poor communities of China Laos and Vietnam to improve their livelihood security by promoting market access and strengthening their marketing capability	2003	43 000 00	10/10/2004 N 11/29/2004 F 02/21/2005 F N		Complete
	2004	28 100 00	02/21/2005 F N 09/30/2005 F N		Complete
2004 SE 036 **Center for Community Health and Development** 127 Lo Duc Street Hanoi Vietnam For the costs of a formative research project designed to develop a multisectoral program to reduce HIV/AIDS vulnerability among ethnic groups in Lang Son Province northern Vietnam	2004	98 920 00	01/30/2005 F N	The grantee has accounted for $4 144 41 through 12/31/2004	

	PAYMENT YEAR	AMOUNT PAID IN SPECIFIED YEAR	DATE OF REPORT(S) RECEIVED FROM GRANTEE	NOTES	REPORTING STATUS
SOUTHEAST ASIA REGIONAL PROGRAM					
2004 SE 044 **Center for Sustainable Development in Mountainous Areas** No 8 Ngo 198 Le Trong Tan Khuong Mai Thanh Xuan Hanoi Vietnam Toward the costs of the IV Mainland Montane Southeast Asia Conference on the preservation of indigenous knowledge natural resources and poverty reduction in the uplands of the Greater Mekong Sub region to be held in Sapa Vietnam May 2005	2004	20 000 00	01/05/2005 F N 07/15/2005 F N		Complete
2003 SE 035 **Centre for Research and Development of Ethnomedicinal Plants** 9 Vu Huu Loi St Hanoi Vietnam To support a feasibility study on strategies to increase incomes through marketing of indigenous plant resources among the Dao upland communities in northern Vietnam	2003	32 540 00	10/25/2004 F 11/05/2004 N 04/25/2005 F N 06/25/2005 F N		Complete
2002 SE 012 **China Council for International Cooperation on Environment and Development** c/o Simon Fraser University 515 West Hastings Street Vancouver V6B 5fK3 Canada To support a series of study visits by selected mid career Myanmar experts to China to participate in the meetings of the China Council Task Forces focusing on environment biodiversity and development	2002	22 400 00	10/16/2003 N 10/20/2003 F 03/26/2004 F 09/20/2004 F N 05/13/2005 F 06/21/2005 N	The grantee has accounted for $17 377 75 through 3/31/2005	

SOUTHEAST ASIA REGIONAL PROGRAM

	PAYMENT YEAR	AMOUNT PAID IN SPECIFIED YEAR	DATE OF REPORT(S) RECEIVED FROM GRANTEE	NOTES	REPORTING STATUS
2003 SE 026 **EMPOWER Foundation** Concrete House 57/60 Tivanond Road Nonthaburi 11000 Thailand For use by its Concrete House to support participation by Greater Mekong and ASEAN artists in Asiatopia 5 a performance arts festival to be held in Thailand November 10 23 2003	2003	18 900 00	06/08/2004 F 11/01/2004 N		Complete
2004 SE 048 **EMPOWER Foundation** Concrete House 57/60 Tivanond Road Nonthaburi 11000 Thailand In support of: (1) the participation of Southeast Asian artists in the sixth Asiatopia Performance Art Festival (2) research on performance art in Southeast Asia and (3) a workshop to assess the past and future of performance art in the region	2004	50 000 00	04/09/2005 N 04/28/2005 F	The grantee has accounted for $17 788 24 through 4/28/2005	
2004 SE 003 **Khemara** Ottara Vatei Pagoda National Road # 5 Russey Keo District Mittapheap Village PO Box No 1250 Phnom Penh Cambodia To expand a model that integrates gender concerns into the provision of AIDS and sexual health education and services among marginalized communities in Phnom Penh Cambodia	2004	73 942 00	02/11/2005 F N 05/23/2005 F N	The grantee has accounted for $73 283 00 through 4/30/2005	

	PAYMENT YEAR	AMOUNT PAID IN SPECIFIED YEAR	DATE OF REPORT(S) RECEIVED FROM GRANTEE	NOTES	REPORTING STATUS
SOUTHEAST ASIA REGIONAL PROGRAM					
2002 SE 018 **Komol Keemthong Foundation** 8/23 Soi Banchangloh Prannok Road Bangkoknoi Bangkok 10700 Thailand For use by its Mirror Art Group to create a Hilltribe Virtual Museum on the internet to educate the public in Thailand and beyond about the rapidly vanishing languages and cultures of tribal people living in Northern Thailand	2002	50 000 00	11/15/2003 F N 12/01/2004 F N		Complete
	2003	45 023 00	12/01/2004 F N		Complete
2003 SE 007 **Pattanarak Foundation** 120/3 Wannaying Road Muang Chachoengsao 24000 Thailand To develop experimental models to improve the health of marginalized cross border ethnic communities in Kanchanaburi Thailand	2003	49 600 00	05/17/2004 F N 02/14/2005 F N		Complete
	2004	50 100 00	02/14/2005 F N 05/24/2005 F N	The grantee has accounted for $42 546 43 through 4/30/2005	

	PAYMENT YEAR	AMOUNT PAID IN SPECIFIED YEAR	DATE OF REPORT(S) RECEIVED FROM GRANTEE	NOTES	REPORTING STATUS
SOUTHEAST ASIA REGIONAL PROGRAM					
2004 SE 004 **Pattanarak Foundation** 120/3 Wannaying Road Muang Chachoengsao 24000 Thailand To develop expenmental models to improve the health of marginalized cross border communities in Kongchiam Thailand and KongXedone Lao PDR	2004	40 800 00	02/14/2005 F N 05/24/2005 F N	The grantee has accounted for $39 623 66 through 4/30/2005	
2003 SE 038 **Population and Community Development Association** 6 Sukhumvit 12 Bangkok 10110 Thalland For use by its Community Program Committee to plan community programs to ensure greater relevance to and particapation by Greater Mekong Sub region communities in the 15th International AIDS Conference to be held in 2004 in Bangkok Thailand	2004	56 575 00	03/29/2004 F N 09/21/2004 F N		Complete
2002 SE 014 **Probe Media Foundation Inc** 13 Matipid Street Sikatuna Village Dillman 1101 Quezon City Philippines To continue support for the Imaging the Mekong media fellowship program on cross border and cross cultural issues in the Greater Mekong Sub region	2002	130 217 12	12/10/2003 F N 07/15/2004 N 01/14/2005 F N 07/30/2005 F N		Complete

	PAYMENT YEAR	AMOUNT PAID IN SPECIFIED YEAR	DATE OF REPORT(S) RECEIVED FROM GRANTEE	NOTES	REPORTING STATUS
SOUTHEAST ASIA REGIONAL PROGRAM					
2002 SE 014 **Probe Media Foundation Inc**	2004	119 783 00	01/14/2005 F N 07/30/2005 F N		Complete
2004 SE 030 **Royal Project Foundation** 65 Suthep Road Chiang Mai 50200 Thailand Toward the costs of its International Symposium on Sustainable Highland Development and Networking to be held in Chiang Mai Thailand December 2004	2004	10 000 00	09/30/2005 F N	The grantee has accounted for $6 302 00 through 9/30/2005	
2002 SE 025 **Sanga Sabhasri Research Foundation** Queen Sirikit Botanic Garden P O Box Mae Rim Chiang Mai Thailand To support an international symposium on uses and effects of pesticides in Thailand: ecological biomedial and economic to be held in Chiang Mai Thailand	2003	50 000 00	11/25/2003 F N 02/24/2004 F 02/27/2004 N 12/20/2004 N 01/07/2005 F 11/04/2005 F 11/08/2005 N		Complete

	PAYMENT YEAR	AMOUNT PAID IN SPECIFIED YEAR	DATE OF REPORT(S) RECEIVED FROM GRANTEE	NOTES	REPORTING STATUS
SOUTHEAST ASIA REGIONAL PROGRAM					
2002 SE 013 **SEASREP Council Inc** 20F Escaler Street Loyola Heights Quezon City 1108 Philippines To support an examination of the Mekong region as a socio cultural construct by reviewing relevant literature and the production of an anthology of original writings from a multi disciplinary perspective	2002	55 568 00	10/30/2003 F N 11/08/2004 F N 02/23/2005 F N		Complete
	2004	55 567 00	11/08/2004 F N 02/23/2005 F N	The grantee has accounted for $2 527 98 through 12/31/2004	
2003 SE 020 **Siam Society Under Royal Patronage** 131 Soi 21 (Asoke) Sukhumvit Rd Bangkok 10110 Thailand To support a series of cultural performances by ethnic groups from Mekong countries now residing in Thailand thus promoting understanding of the close linkages among the various ethnic identities in the region	2003	50 000 00	02/16/2005 F N 04/08/2005 F N	The grantee has accounted for $9 491 70 through 3/31/2005	

	PAYMENT YEAR	AMOUNT PAID IN SPECIFIED YEAR	DATE OF REPORT(S) RECEIVED FROM GRANTEE	NOTES	REPORTING STATUS
SOUTHEAST ASIA REGIONAL PROGRAM					
2004 SE 047 **Silkworm Books** 104/5 Chiang Mai Hot Road Suthep Chiang Mai 50200 Thailand In support of the establishment of a non profit publishing mechanism to promote the production and dissemination of writing and scholarship on the Mekong sub region by writers from the region	2004	84 035 00			
2002 SE 008 **SIS Forum (Malaysia) Berhad** No 25 Jalan 5/31 46000 Petaling Jaya Selangor Malaysia To support a two stage meeting for Muslim women intellectuals and activists from Southeast Asia to share experiences among themselves and with Muslim women in West Asia and the Middle East on the challenges they face as a result of rising fundamentalism	2002	78 300 00	12/12/2003 F N 12/27/2004 F N 10/25/2005 F N		Complete
2003 SE 028 **STDs/HIV/AIDS Prevention Center** 90B Nui Truc Lane Giang Van Minh Street Ba Dinh District Hanoi Vietnam To support its project to reduce the vulnerability and strengthen the health and social support systems of ethnic minority communities in the Vietnam Lao PDR border area especially in relation to HIV/AIDS	2003	71 838 00	11/12/2004 F 11/23/2004 N 02/28/2005 N 10/17/2005 F N		Complete

	PAYMENT YEAR	AMOUNT PAID IN SPECIFIED YEAR	DATE OF REPORT(S) RECEIVED FROM GRANTEE	NOTES	REPORTING STATUS
SOUTHEAST ASIA REGIONAL PROGRAM					
2003 SE 028 **STDs/HIV/AIDS Prevention Center**	2004	48 162 00	02/28/2005 N 10/17/2005 F N	The grantee has accounted for $26 461 00 through 9/30/2005	
2004 SE 027 **Sustainable Development eLearning Network** 4415 Pearl Street Eugene Oregon 97405 United States In support of its project to develop and deploy a web based resource to promote learning and sustainable agriculture in the Greater Mekong Sub region	2004	12 500 00	01/10/2005 F N	The grantee has accounted for $6 000 00 through 12/31/2004	
2003 SE 033 **Top Production House** PO Box 7405 Vientiane Lao PDR Toward the production costs of Growing up on the Mekong, a series of television episodes to inform Lao youth about emerging socio cultural trends in the Greater Mekong Sub region	2004	71 920 00	07/01/2004 F N 11/23/2004 F N 06/30/2005 F N 10/06/2005 N 10/07/2005 F	The grantee has accounted for $69 364 00 through 9/30/2005	

	PAYMENT YEAR	AMOUNT PAID IN SPECIFIED YEAR	DATE OF REPORT(S) RECEIVED FROM GRANTEE	NOTES	REPORTING STATUS
SOUTHEAST ASIA REGIONAL PROGRAM					
2004 SE 006 **Visiting Arts** Bloomsbury House 74 44 Great Russell Street London WC1B 3DA England In support of a project to research and develop cultural profiles of Vietnam Cambodia and Lao PDR and to train local personnel in research methodology and editorial work	2004	119 800 00	05/27/2005 N 07/29/2005 F	The grantee has accounted for $77 005 20 through 4/30/2005	

	PAYMENT YEAR	AMOUNT PAID IN SPECIFIED YEAR	DATE OF REPORT(S) RECEIVED FROM GRANTEE	NOTES	REPORTIN STATUS
SPECIAL PROGRAMS					
2001 SP 203 **Charities Aid Foundation** Kings Hill West Malling Kent ME19 4TA England For a project organized by its New Delhi office concerning new mechanisms to encourage Indians living in the United States to assist charitable organizations within India that work for social and economic development	2003	24 123 00	07/02/2004 F N 06/02/2005 F 06/30/2005 N		Complete
2000 PV 014 **The Asia Rice Foundation** 2090 Guinto cor Kayumanqui Street Collegeville Subdivision Tuntungin Los Banos 10330 Philippines In general support of its programs on rice that are essential for regional rice food security and the well being of Asian rice farmers	2003	103 378 00	02/27/2004 F N		Complete
	2004	80 022 00	02/27/2004 F N 06/27/2005 F N		Complete

	PAYMENT YEAR	AMOUNT PAID IN SPECIFIED YEAR	DATE OF REPORT(S) RECEIVED FROM GRANTEE	NOTES	REPORTING STATUS
WORKING COMMUNITIES					
2004 WC 105 **Abt Associates Inc** 55 Wheeler Street Cambridge Massachusetts 02138 1168 United States In support of an evaluation of the federal housing voucher program to learn how low income families lives are changed when housing becomes more affordable	2004	150 000 00	06/10/2005 F N	The grantee has accounted for $1 402 17 through 4/30/2005	
2004 WC 083 **Association of Community Organizations for Reform Now** 88 Third Avenue Brooklyn New York 11217 United States For use by its New York affiliate for an initiative to encourage developers to increase construction of affordable housing in low income New York City neighborhoods	2004	25 000 00	06/28/2005 N 08/24/2005 F		Complete
2002 WC 096 **Basic Income European Network** 4 Route des Morillons 1211 Geneva 22 Switzerland Toward the costs of its annual international conference which this year is focusing on Income Security as a Right	2002	30 000 00	05/19/2003 F N	The grantee has accounted for $29 669 00 through 11/30/2002 A refund from the grantee in the amount of $331 00 has been requested and staff have followed up on 2 occasions most recently on 10/17/2005	

	PAYMENT YEAR	AMOUNT PAID IN SPECIFIED YEAR	DATE OF REPORT(S) RECEIVED FROM GRANTEE	NOTES	REPORTING STATUS
WORKING COMMUNITIES					
2003 WC 163 **CEJJES Institute Inc** 1003 Route 45 Pomona New York 10970 United States Toward the costs of a monograph by Edmund W Gordon Education Excellence and Equity to commemorate the 50th anniversary of the 1954 Brown v Board of Education Supreme Court decision which mandated the desegregation of schools across America	2004	40 000 00	01/03/2005 F 05/31/2005 N		Complete
2003 WC 134 **CEOs for Cities** 177 N State Street Suite 500 Chicago Illinois 60601 United States Toward further development and dissemination of findings of its New Dynamics of Urban America project which aims to keep cities economically competitive and elevate urban issues in national policy debates	2004	250 000 00	03/26/2004 F N 02/04/2005 N 07/22/2005 F		Complete
2003 WC 038 **New York Jobs with Justice Inc** 50 Broadway 24th Floor New York New York 10004 United States Toward the costs of three projects being undertaken by its city wide labor community religious and student coalition to promote worker rights and more accountable equitable economic development in New York City	2004	150 000 00	04/27/2005 F N	Staff have accepted a narrative report covering this expenditure but have requested further clarification from the grantee regarding the financial report	

	PAYMENT YEAR	AMOUNT PAID IN SPECIFIED YEAR	DATE OF REPORT(S) RECEIVED FROM GRANTEE	NOTES	REPORTIN STATUS
WORKING COMMUNITIES					
2004 WC 028 **New York Jobs with Justice Inc** 50 Broadway 24th Floor New York New York 10004 United States Toward the costs of implementing its TRADES project which provides skill training and livable wage opportunities with New York City Housing Authority funded construction projects for residents in public housing	2004	100 000 00	06/06/2005 F N	An interim narrative report on activities through 12/31/2004 has been received and accepted; program staff have raised questions with the grantee regarding a financial report for the same period	
2003 WC 102 **Popular Education Research Group** 606 Shaw Street Toronto M6G 3L6 Canada In support of its project the Maquila Solidarity Network which aims to ensure that civil society groups from Mexico and Central America have the information and resources to actively participate in shaping North South initiatives to monitor labor violations and protect workers	2003	62 075 00	01/20/2005 F N		Complete
2004 WC 002 **The California Endowment** 21650 Oxnard St Suite 1200 Woodland Hills California 91367 United States In support of the second phase of its California Works for Better Health project, which is designed to improve the health and economic opportunity of residents of the Fresno Los Angeles Sacramento and San Diego regions	2004	2 000 000 00	03/01/2004 N 11/09/2004 F 10/25/2005 N		Complete

	PAYMENT YEAR	AMOUNT PAID IN SPECIFIED YEAR	DATE OF REPORT(S) RECEIVED FROM GRANTEE	NOTES	REPORTING STATUS
WORKING COMMUNITIES					
2004 WC 080 **United Kingdom Social Investment Forum** Unit 203 Hattan Square Business Center 16 Baldwins Gardens London EC1N 7RJ United Kingdom Toward the costs of its project Pharma Futures to bring together pension fund sponsors and stakeholders in the pharmaceutical industry to increase understanding about what constitutes a durable business model in that sector	2004	100 000 00	02/04/2005 F 03/17/2005 N		Complete
2004 WC 040 **Workforce Investment Company Inc** 100 Fifth Avenue 9th Floor New York City New York 10011 United States Toward the costs of its wage tax credit syndication project which aims to generate capital for programs advancing employment for low skilled jobseekers	2004	100 000 00	06/28/2005 F N		Complete

	PAYMENT YEAR	AMOUNT PAID IN SPECIFIED YEAR	REPORT(S) RECEIVED FROM INVESTEE
2002 AC 401 **BCLF Ventures II** (aka Boston Community Capital) 56 Warren Street Palladio Hall Boston MA 02119 3236 As a program related investment to support its investments in businesses located in Massachusetts and the northeastern United States that can generate financial and social returns through creation and retention if high quality entry and mid level jobs for low income and other disadvantaged groups	2002	$750 000 00	Financial reports are submitted quarterly the latest received was for the quarter ending 6/30/2005 Narrative reports are submitted annually the latest report was received 9/27/2005
2003 AC 402 **Jacobs Center for Neighborhood Innovation** 5160 Federal Boulevard San Diego CA 92105 5429 As a program related investment to provide equity capital to finance Phase I of Market Creek Plaza a 20 acre commercial retail and cultural community economic development project in a distressed neighborhood in San Diego California	2003	$1 000 000 00	Financial reports are submitted quarterly the latest received was for the quarter ending 6/30/2005 Narrative reports are submitted annually the latest report was received 3/15/2005
2001 SP 401 **Pacific Community Ventures Inc** (formerly known as Silicon Valley Community Ventures Inc) 539 Bryant Street Suite 302 San Francisco CA 94107 Investment to support efforts to attract and channel investment capital into private companies that will provide economic opportunities jobs role models and on the job training in low income and disadvantaged communities in the San Francisco Bay area	2001	$500 000 00	Financial reports are submitted quarterly the latest received was for the quarter ending 6/30/2005 Narrative reports are submitted annually the latest report was received 5/24/2005

GRANTS TO INDIVIDUALS
(Other Than General Fellowships and Other
Grants to Organizations Earmarked)

	2004 PAYMENTS
AFRICA REGIONAL PROGRAM	
2001 AR 002 Abebe Getahun Department of Biology Addis Ababa University P O. Box 1176 Addis Ababa, Ethiopia to enable him to conduct postdoctoral research at Addis Ababa University on the history and current status of non-indigenous fish in Ethiopia	6,000.00
2001 AR 014 Dominic Fontem Department of Plant Protection University of Dschang P O. Box 208 Dschang, Cameroon to enable him to conduct postdoctoral research at the University of Dschang on the characteristics of Phytophthora infestans, the fungus that causes late blight in potato and tomato crops in Cameroon	6,000.00
2001 AR 025 Dorcas K. Isutsa Department of Horticulture Egerton University P O Box 536 Njoro, Kenya to enable her to conduct postdoctoral research at Egerton University on the micropropagation and field performance of passion fruit in Kenya	5,181 13
2001 AR 073 Geoffrey M. Rukunga Centre for Traditional Medicine and Drug Research Kenya Medical Research Institute P.O. Box 54840 Nairobi, Kenya to enable him to conduct postdoctoral research at the Kenya Medical Research Institute on herbal preparations used by traditional healers to treat malaria in Kenya	5,867.19

GRANTS TO INDIVIDUALS
(Other Than General Fellowships and Other
Grants to Organizations Earmarked)

	2004 PAYMENTS
AFRICA REGIONAL PROGRAM	
2001 AR 015 Gitonga Nkanata Mburugu Department of Botany Kenyatta University P.O Box 43844 Nairobi, Kenya to enable him to conduct postdoctoral research at Kenyatta University on increasing biological nitrogen fixation and grain yield in soybeans through the use of Bradyrhizobium inoculants and rock phosphate	-189.23
2001 AR 076 Grace Mbagaya Department of Home Science and Technology Chepkoilel Campus Moi University P.O. Box 1125 Eldoret, Kenya to enable her to conduct postdoctoral research at Moi University on improving child nutrition in Marachi Central location in western Kenya	5,882 42
2001 AR 003 Jean Mianikpo Sogbedji 1922 South Orchard Street, Apt. D (Benin) Urbana, Illinois 61801 to enable him to conduct postdoctoral research at the University of Benin on sustaining maize yields in smallholder cropping systems in Togo	5,975.58
2002 AR 008 Loise P.W. Gichuhi University of Nairobi College of Education and External Studies P.O. Box 30197 Nairobi, Kenya toward the costs of a research project on fertility and child schooling in Kenya	1,242 00

GRANTS TO INDIVIDUALS
(Other Than General Fellowships and Other
Grants to Organizations Earmarked)

	2004 PAYMENTS
AFRICA REGIONAL PROGRAM	
2002 AR 061 Moses Kizza Musaazi P.O Box 21049 Kampala, Uganda for a project to develop environmentally sound technology that will facilitate the provision of gender-sensitive sanitation facilities in primary schools in Uganda, thereby assisting in the effective management of sexual maturation and promoting better hygiene in those schools	8,000 00
2001 AR 058 Peter K. Gathumbi Department of Veterinary Pathology University of Nairobi P O Box 29053 Nairobi, Kenya to enable him to conduct postdoctoral research at the University of Nairobi on the efficacy and safety of medicinal plant extracts used to treat East Coast fever in Kenya	5,819 76
2001 AR 033 Thomas F. Nyaki Thoruwa Appropriate Technology Centre Kenyatta University P O. Box 43844 Nairobi, Kenya to enable him to conduct postdoctoral research at Kenyatta University on the development and testing of a solar-biomass drier for pyrethrum in Kenya	3,531 00
2001 AR 074 Victor Konde Chemistry Department School of Natural Sciences University of Zambia P.O. Box 32379 Lusaka, Zambia to enable him to conduct postdoctoral research at the University of Zambia on the molecular genetic characterization of Plasmodia spp isolates and their tolerance to anti-malarial drugs	6,000 00

GRANTS TO INDIVIDUALS
(Other Than General Fellowships and Other
Grants to Organizations Earmarked)

	2004 PAYMENTS
AFRICA REGIONAL PROGRAM	
2001 AR 071 Vikash Sewram PROMEC Unit Medical Research Council P O Box 19070, Tygerberg, 7505 South Africa to enable him to conduct postdoctoral research at the Medical Research Council of South Africa on dietary and medicinal wild plants as risk factors for esophageal cancer	6,000.00
2001 AR 075 Wairimu Muita P O Box 67357 00200 Nairobi, Kenya to enable her to conduct postdoctoral research at Population Communication Africa on sexuality socialization among pre-teenage girls in Kenya	6,319.00
2001 AR 011 William Wamala Wagoire Namulonge Agricultural and Animal Production Research Institute Kalengyere Research Station P O Box 722 Kabale, Uganda to enable him to conduct postdoctoral research at the Namulonge Agricultural and Animal Production Research Institute on the generation and dissemination of improved wheat production technology in Uganda	-0.07
TOTAL· AFRICA REGIONAL PROGRAM	71,628 78
AFRICAN INITIATIVES	
RF 98036 #887 Githiri Stephen Mwangi Senior Lecturer Department of Crop Science Kabete Campus University of Nairobi P O. Box 30197 Nairobi, Kenya to enable him to conduct post-doctoral research at the International Centre of Insect Physiology and Ecology using linkage mapping of the main cowpea pest resistant genes	13,920 50

GRANTS TO INDIVIDUALS
(Other Than General Fellowships and Other
Grants to Organizations Earmarked)

	2004 PAYMENTS
AFRICAN INITIATIVES	
RF 97034 #865 Louis Mumera Egerton University P O. Box 536 Njoro, Kenya to enable him to conduct postdoctoral research at Egerton University on soil fertility replenishment and weed control in maize-based cropping systems in western Kenya	6,000 00
RF 98036 #882 Meleckidzedeck Khayesi P O Box 43844 Nairobi, Kenya to enable him to conduct postdoctoral research at Kenyatta University on the socio-economic determinants of the ability to cope with the consequences of road traffic accidents in Kenya	5,291.66
RF 98036 #881 Wilberforce Tushemereirwe Kawanda Agricultural Research Institute (KARI) National Agricultural Research Organisation (NARO) P.O. Box 7065 Kampala, Uganda to enable him to conduct postdoctoral research at the Kawanda Agricultural Research Institute, Uganda, on the effect of banana leaf speckle on yield in East African highland bananas	6,000 00
TOTAL: AFRICAN INITIATIVES	31,212.16
ASSETS & CAPACITIES	
2003 AC 613 Caryl Phillips Barnard College Dept. of English 3009 Broadway New York, New York 10027 toward the costs of travel for two individuals from the Caribbean to participate in the conference, "The Caribbean in New York and Paris," to be held at the Bellagio Study and Conference Center, August 2003	3,015.81

GRANTS TO INDIVIDUALS
(Other Than General Fellowships and Other
Grants to Organizations Earmarked)

	2004 PAYMENTS
ASSETS & CAPACITIES	
2004 AC 623 John Dirks Massey College 4 Devonshire Place Toronto Ontario, Canada M5S 2E1 toward the costs of travel for nine individuals from developing countries to participate in the conference, "Prevention of Renal Diseases in the Emerging World. Toward Global Health Equity," to be held at the Bellagio Study and Conference Center, Italy, March 15-18, 2004	9,303.38
2004 AC 622 Lynn Margulis Post Office Box 671 Amherst, Massachusetts 01004-0671 toward the costs of travel for three individuals from developing countries to participate in the conference, "Human Brain in the Context of Natural History," to be held at the Bellagio Study and Conference Center, Italy, April 12 to 16, 2004	2,380.15
2004 AC 628 Ruth Simmons University of Michigan Dept. of Health Behavior and Health Education School of Public Health 1420 Washington Heights Ann Arbor, Michigan 48109-2029 toward the costs of travel for up to eight individuals from developing countries to participate in the conference, "From Pilot Projects to Policies and Programs: Scaling Up Innovations in Health Service Delivery," to be held at the Bellagio Study and Conference Center, June 2004	14,220.25
TOTAL · ASSETS & CAPACITIES	28,919.59
FOOD SECURITY	
2003 FS 035 Abraham Blum P. O. Box 16246 Tel Aviv, Israel 61 162 toward the costs of maintaining a web site to service the information and communication needs of scientists working to create more resilient crop species for less favorable environments worldwide, with emphasis on drought tolerance in cereals	28,800.00

GRANTS TO INDIVIDUALS
(Other Than General Fellowships and Other
Grants to Organizations Earmarked)

	2004 PAYMENTS
FOOD SECURITY	
2002 FS 016 Callistus Ogol Department of Zoology Kenyatta University P.O Box 43844 Nairobi, Kenya for an African Career Award to enable him to conduct postdoctoral research at Kenyatta University on conservation of the biological resources of Mfangano Island, Kenya	6,000 00
2001 FS 082 Florence Muranga Department of Food Science and Technology Makerere University P.O. Box 7062 Kampala, Uganda to enable her to conduct postdoctoral research at Makerere University on the use of processed bananas to improve nutrition in Uganda	5,564.94
2001 FS 183 George Bigirwa Namulonge Agricultural and Animal Production Research Institute (NAARI) P O Box 7084 Kampala, Uganda for an African Career Award to enable him to undertake postdoctoral research at the Namulonge Agricultural and Animal Production Research Institute on the occurrence and source of fungal rots and their impact on maize production in Uganda	6,000 00
2002 FS 005 George Odwar Ayaga National Agricultural Research Laboratories Kenya Agricultural Research Institute P O Box 14733 Nairobi, Kenya for an African Career Award to enable him to conduct postdoctoral research at the Kenya Agricultural Research Institute on the long-term impact of land management on soil fertility in Kenya	5,514.71

GRANTS TO INDIVIDUALS
(Other Than General Fellowships and Other
Grants to Organizations Earmarked)

	2004 PAYMENTS
FOOD SECURITY	
2001 FS 141 James M. Ssebuliba Department of Crop Science Makerere University P.O. Box 7062 Kampala, Uganda for an African Career Award to enable him to conduct postdoctoral research at Makerere University on the nutritional potential of selected beta-carotene rich sweet potato varieties in Uganda	5,915.06
2002 FS 003 Mary Christine Akemo Horticultural Research Programme Kawanda Agricultural Research Institute P O. Box 7065 Kampala, Uganda for an African Career Award to enable her to undertake postdoctoral research at Kawanda Agricultural Research Institute on potential cover crops for weed control in annual and perennial horticultural crop production in Uganda	1,200 00
2001 FS 185 Moses Imo Department of Forestry Moi University P.O. Box 1125 Eldoret, Kenya for an African Career Award to enable him to undertake postdoctoral research at Moi University on the sustainable management of Mt. Elgon Forest, Kenya	6,000.00
2001 FS 186 Mussolini Kithome Department of Soil Science University of Nairobi P.O. Box 30197 Nairobi, Kenya for an African Career Award to enable him to conduct research at the University of Nairobi on the use of composted domestic garbage for soil fertility improvement in Kenya	6,000.00

GRANTS TO INDIVIDUALS
(Other Than General Fellowships and Other
Grants to Organizations Earmarked)

	2004 PAYMENTS
FOOD SECURITY	
2001 FS 179 Paul Mapfumo Department of Soil Science and Agricultural Engineering University of Zimbabwe P O Box MP 167 Mt. Pleasant Harare, Zimbabwe for an African Career Award to enable him to conduct postdoctoral research at the University of Zimbabwe on the use of non-cultivated herbaceous legumes to increase soil fertility in smallholder cropping systems in Zimbabwe	5,595 88
2003 FS 127 Walter A J. de Milliano Private Bag X01 Scottsville Pietermaritzburg, South Africa 3209 for activities related to the establishment of quality graduate training at the African Center for Crop Improvement at the University of Natal, Pietermaritzburg, South Africa	75,000 00
TOTAL· FOOD SECURITY	151,590.59
GLOBAL INCLUSION	
2003 GI 016 Jennifer Washburn 529 Fifth Street Apt 4L Brooklyn, New York 11215 to complete a book on the privatization of the university and its impact on academic freedom and scientific inquiry	8,000.00
TOTAL GLOBAL INCLUSION	8,000.00
HEALTH EQUITY	
2004 HE 034 William Alan Muraskin 250 West 94th Street, Apt 9E New York, New York 10025 to document the Rockefeller Foundation's role in the creation of public-private partnerships to develop drugs, vaccines and microbicides to address diseases of the poor in developing countries	50,000 00
TOTAL· HEALTH EQUITY	50,000 00

GRANTS TO INDIVIDUALS
(Other Than General Fellowships and Other
Grants to Organizations Earmarked)

	2004 PAYMENTS
SOUTHEAST ASIA REGIONAL PROGRAM	
2003 SE 031 Dararith Kim-Yeat 5 Montee des Chenes 84100 Vaison la Romaine, France to undertake research on the relationship between human rights, labor and international trade laws in the context of economic integration in the Greater Mekong Sub-region	9,600.00
TOTAL: SOUTHEAST ASIA REGIONAL PROGRAI	9,600.00
WORKING COMMUNITIES	
2001 WC 057 David Bacon 1631 Channing Way Berkeley, California 94703 to document the experiences and problems immigrants face in impoverished communities in the United States	-4.00
2002 WC 303 Elizabeth Harriet Canner 2 Washington Square Village, # 9K New York, New York 10012 to participate in the four modules of the Next Generation Leadership program	1,706 33
TOTAL: WORKING COMMUNITIES	1,702.33
Report Summary ==========>>	352,653.45

THE ROCKEFELLER FOUNDATION
IDENTIFICATION NUMBER 13-1659629
GENERAL FELLOWSHIPS

	Balance 01/01/04	New IN 2004	Payments IN 2004	Lapses	Reversions	Balance 12/31/04
Agnes Madrida Abera Banana Research Station National Agricultural Research Organisation P O Box 7065 Kampala, Uganda	23,867 93	0.00	14,769.91	0.00	0.00	9,098 02
David Mwaura Mbugua Kisii Regional Research Centre Kenya Agricultural Research Institute P O Box 523 Kisii, Kenya	4,969.04	4,684.84	9,653.88	0 00	0.00	0.00
David Patrick Bwamiki Kawanda Agricultural Research Institute National Agricultural Research Organisation P. O Box 7065 Kampala, Uganda	168.23	0.00	-178.53	346.76	0 00	0.00
Eastonce Tendayi Gwata Crop Breeding Institute Box CY 550, Causeway Harare, Zimbabwe	0.00	0.00	-183.76	0.00	0.00	183.76
Edward Pepukayi Mazhangara Chiredzi ResearchStation P O Box 97 Chiredzi, Zimbabwe	17,499.68	0.00	14,452.31	0.00	0.00	3,047.37
Ephias Makaudze Department of Agricultural Economics University of Zimbabwe P O Box MP 167 Mount Pleasant Harare, Zimbabwe	41,008.50	73,000.00	100,136.63	0.00	0.00	13,871.87
Fu Xiqin Department of Basic Theories China National Hybrid Rice R&D Center Hunan Academy of Agricultural Sciences Mapoling, Changsha, Hunan, China	0.00	1,588.64	1,588.64	0.00	0.00	0.00

	Balance 01/01/04	New IN 2004	Payments IN 2004	Lapses	Reversions	Balance 12/31/04
Gabriel Kayode Aluko Upland Rice Program West Africa Rice Development Association 01 BP 2551 Bouaké, Cote d'Ivoire 01	0.00	530.32	530.32	0.00	0.00	0.00
Gertrude Night East and Southern Africa Regional Centre International Institute of Tropical Agriculture P O Box 7878 Kampala, Uganda	36,934.28	0.00	23,417.06	0.00	0.00	13,517.22
James Gichuru Gethi Kenya Agricultural Research Institute Regional Research Centre, Mtwapa P O Box 10275 Bambun, Kenya	1,262.42	0.00	-513.38	0.00	1,775.80	0.00
Julius Juma Okello Department of Agricultural Economics College of Agriculture and Veterinary Sciences University of Nairobi P O Box 29053 Nairobi, Kenya	32,604.67	4,500.00	29,263.55	0.00	0.00	7,841.12
Le Cam Loan Genetics and Plant Breeding Department Cuu Long Delta Rice Research Institute Omon, Cantho, Vietnam	0.00	124.22	124.22	0.00	0.00	0.00
Lukman Nagaya Mulumba Department of Soil Science Makerere University P O Box 7062 Kampala, Uganda	33,790.23	9,165.20	42,955.43	0.00	0.00	0.00
Mandé Semon West Africa Rice Development Association 01 BP 2551 Bouaké, Côte d'Ivoire 01	12,930.47	0.00	231.17	0.00	0.00	12,699.30

THE ROCKEFELLER FOUNDATION
IDENTIFICATION NUMBER 13-1659629
GENERAL FELLOWSHIPS

	Balance 01/01/04	New IN 2004	Payments IN 2004	Lapses	Reversions	Balance 12/31/04
Michael Andrew Nyika Soil Productivity Research Laboratory Chemistry & Soil Research Institute Private Bag 3757 Marondera, Zimbabwe	32,208.34	6,600.00	30,211.11	0.00	0.00	8,597.23
Naomi Norma Mvere Ministry of Local Government and National Housing P O. Box 10 Bindura, Zimbabwe	10,708.55	0.00	5,711.05	0.00	0.00	4,997.50
Nguyen Thi Ngoc Hue Rice Biotechnology Program Cuu Long Delta Rice Research Institute Omon, Cantho, Vietnam	0.00	7,540.00	4,057.55	0.00	3,482.45	0.00
Pham Trung Nghia Department of Plant Biotechnology Cuu Long Delta Rice Research Institute Omon, Cantho, Vietnam	19,546.20	0.00	-806.61	0.00	0.00	20,352.81
Rachelle Nicole Natalie Kokora Laboratoire de Genetique UFR des Biosciences Université de Cocody 22 BP 582 Abidjan, Cote d'Ivoire 22	2,646.66	0.00	0.00	0.00	0.00	2,646 66
Stanford Mabasa Henderson Research Station Agronomy Research Institute P B 2004 Mazowe, Zimbabwe	0.00	445.11	445.11	0.00	0.00	0 00
Sujin Patarapuwadol Department of Plant Pathology Faculty of Agriculture Kasetsart University Kamphaengsaen Nakhon Pathom, Thailand 73140	36,540.00	17,275.00	34,545.00	0.00	0.00	19,270.00
Tran Ngoc Thach Cuu Long Delta Rice Research Institute Omon, Cantho, Vietnam	2,454.53	9,650.00	5,635.67	0.00	6,468.86	0.00

	Balance 01/01/04	New IN 2004	Payments IN 2004	Lapses	Reversions	Balance 12/31/04
Varapong Chamarerk Rice Research Institute Chatuchak Bangkok, Thailand 10900	0.00	4,755.50	4,478.00	0.00	277.50	0.00
Total	309,139.73	139,858.83	320,524.33	346.76	12,004 61	116,122.86

THE ROCKEFELLER FOUNDATION
Employer ID No. 13-1659629
Form 990PF 2004

RECEIVABLES DUE FROM OFFICERS
(Part II line 6)

	Column a	Column b	Column c
Travel advances made in connection with official business of the Foundation.	6,680	3,620	3,620

DETAILS OF OTHER ASSETS
(Part II line 15)

	Column a	Column b	Column c
PROGRAM-RELATED INVESTMENTS:			
Profund	200,000	0	0
Pacific Community Ventures LLC	500,000	500,000	399,794
Smithsonian Institution	500,000	500,000	250,000
BCLF Ventures II, LLC (Boston Community Capital)	750,000	750,000	750,000
Origin, Inc.	500,000	424,626	166,707
Jacobs Center for Neighborhood Innovation	1,000,000	1,000,000	1,000,000
Part II, Line 15, TOTAL OTHER ASSETS	3,450,000	3,174,626	2,566,501

STATEMENT #14

THE ROCKEFELLER FOUNDATION
Employer ID No. 13-1659629
Form 990PF 2004

DETAILS OF OTHER LIABILITIES
(Part II line 22)

	Column a	Column b
Tax-exempt bonds to fund facility purchased in 1993	$24,209,884	$23,497,198
Outstanding commitments on Programmatic Investments	583,693	0
	$24,793,577	$23,497,198

THE ROCKEFELLER FOUNDATION
Employer ID No. 13-1659629
Form 990-PF 2004
Part VIII, Line 1 - Information About Officers, Directors, Trustees, etc.

STATEMENT #15

Note: No Trustee or officer of the Foundation is related by blood, marriage, adoption or employment to any person who is a substantial contributor to the foundation, or to a company controlled by such contributor

Trustees

Time devoted to position - average of two hours per week, primarily in preparation for and in attendance at board meetings Compensation (Column (c)) represents annual honoraria and board meeting fees Column (d) represents deferred compensation (Sec 457) only Expense account and other allowances (Column (e)) represents spousal travel expense

(a) Name	(c) Compensation	(d) Deferred compensation	(e) Expense account, other allowances
Cardoso, Fernando H	9,000		
Conway, Gordon	-		
de Ferranti, David	5,500	1,375	(3,969) *
Foege, William H	11,000		
Healey, Thomas J	11,000		
Hernandez, Antonia	9,000		776
Huang, Alice	3,000		
Hill, Linda A	1,500		
Lawrence, David M	9,000		1,220
Masiyiwa, Strive	-	-	1,631
Mathews, Jessica T	9,000		245
Orr, III, James F	11,000		14,783
Ramphele, Mamphela			
Williams, Frederick B	11,000		
Vo-Tong, Xuan	11,000		
Non-Trustee Finance Committee Members			
Hamilton, Beverly	5,500		
Handy, Alice	9,000		
Subtotal:	**115,500**	**1,375**	**14,685**
Deferred Compensation	**1,375**		
Total Trustee Compensation	**116,875**		

* Refund of spouse's unused ticket purchased December 2003

Form 1099 Misc was sent in year 2004 to the following trustee for the year indicated below

Johnetta Cole year -2003	deferred compensation payout	8,884 37

THE ROCKEFELLER FOUNDATION
Employer ID No. 13-1659629
Form 990-PF 2004
Part VIII, Line 1 - Information About Officers, Directors, Trustees, etc.

STATEMENT #15

Corporate Officers

Full-time (average of forty-five hours per week) devoted to position Compensation represents salaries, bonuses, vacation, restoration pay and severance pay Column (d) includes one or more of the following employer cost of medical, dental, life, disability and accident insurance, eTrack transit, employer contribution to the Retirement Savings Plan and for Social Security and Medicare taxes Column (d) does not include the value of incremental accruals under the qualified defined benefit plan (Retirement Income Plan) Expense account and other allowances (Column (e)) includes spouse travel, moving expenses, housing allowance and tuition

	(a) Name	(b) Title	(c) Compensation	(d) Contributions to employee benefit plans	(e) Expense account, other allowances
	Conway, Gordon(through 12/14/04)	President	589,475	76,413	720
	Lopez, Julia I	Senior Vice President (Interim President since 12/15/04)	347,763	45,018	-
	Mbacke,Cheikh	Vice President	258,980	47,066	229
	Giacometti, Robert J	Vice President	242,567	66,287	-
	Mullen, Lynda	Corporate Secretary	211,008	57,329	-
*	Dean, Donna J	Treasurer and Chief Investment Officer	626,600	47,490	-
	Foster, Pamela O	Assistant Corporate Secretary	108,338	40,630	
		Subtotal:	**2,384,729**	**380,234**	**949**
		GRAND TOTAL	**2,501,604**	**381,609**	**15,634**

RECONCILIATION		
Investment-related *	**626,600**	
Less amount allocated to 990-T	**(9,399)**	
Part I - line 13, column (b) Net investment income		**617,201**
Part I - line 13, column (d) Distributions for charitable purposes		**1,875,004**
Add back amount allocated to 990-T		**9,399**
Part I - line 13, column (a) Revenue and expenses per books		**2,501,604**

THE ROCKEFELLER FOUNDATION
EMPLOYER ID No. 13-1659629
Form 990PF – 2004

SUMMARY OF FOUR LARGEST DIRECT CHARITABLE ACTIVITIES

Bellagio Study and Conference Center - $4,271,044
The Center had operating expenses of $3,650,331 in 2004. Since 1959, the Center has served as a resource for fostering dialogue and problem solving for diverse participants around the world. The Center hosts conferences that focus on topics of international importance, with preference given to applications that promote development and align with the Foundation's program areas. In 2004, the Center hosted 56 conferences and team meetings with a total of 1,071 participants; 64 percent of the participants were from outside the United States and 32 percent were from developing countries. In addition, the Center offers month-long residencies to scholars, writers, artists, and composers. In 2004, the Center hosted 147 individual residents, 43 percent of whom were from outside the U.S. and 22 percent from developing countries. A listing of 2004 conferences, teams and individual residents is attached.

In addition to the Center's operating expenses, the following expenses were incurred in furtherance of the programs:

> The **Bellagio Center Office in New York** (including the Bellagio Committee) had operating expenses of $620,713 in 2004. This Office is responsible for soliciting proposals and managing their review and disposition; assessment of needs of the program as a whole; drafting policy for consideration by the Bellagio Committee; working with users to maximize their use of the Center in flexible and innovative ways; and regular communication and information exchange with the Bellagio Center, Italy.

Human Resources for Health - $881,858

Weak health systems in developing countries are overburdened by HIV/AIDS, malaria, tuberculosis and other diseases of poverty and though new sources of funding to combat these diseases have recently been made available, using these new resources effectively is hampered by constraints in the health workforce. This problem arises because of the chronic underinvestment in human resources, large numbers of health workers killed by AIDS in those countries where the disease is endemic, and the brain drain of nurses and doctors from countries that can least afford the loss of their services. In response, The Rockefeller Foundation, in partnership with the World Bank, the Swedish International Development Cooperation Agency, Harvard University, the Atlantic Philanthropies, the Bill & Melinda Gates Foundation and other donor groups launched the Joint Learning Initiative in 2002. This initiative engaged more than 100 global health leaders in landscaping human resources for health and in identifying strategies to strengthen the global health workforce. A report documenting this effort and providing recommendations for addressing the problem was published by Harvard University Press in entitled, "Human Resources for Health: Overcoming the Crisis."

THE ROCKEFELLER FOUNDATION
EMPLOYER ID No. 13-1659629
Form 990PF – 2004

SUMMARY OF FOUR LARGEST DIRECT CHARITABLE ACTIVITIES

The Philanthropy Workshop (TPW) - $837,666

The mission of The Philanthropy Workshop (TPW), an operating program of the Foundation, is to create an active, global association of strategic philanthropists with the skills, commitment and imagination to make a significant contribution to pressing issues of our time. TPW consists of four modules, offered over the course of a year, that provide opportunities for leadership development, lifelong learning and collaborative problem solving. Each module explores critical elements of international and strategic philanthropy through a variety of methods, including site visits, case studies, seminars, discussions, colloquia and retreats. In 2004, modules were conducted in New York ("Developing a Framework for Strategic Philanthropy"), Berlin, Germany ("Exploring Issues and Building Skills"), Uganda ("Global Philanthropy: Working Across Borders") and Washington, DC (Putting Strategic Philanthropy into Action"). TPW also brings together alumni of the program for ongoing learning, international site visit modules to the developing world, and collaborative grantmaking.

The Legacy of Brown versus the Board of Education of Topeka, Kansas - $506,632

In 2004, the 50th anniversary of the landmark U.S. Supreme Court decision *Brown v. Board of Education of Topeka, Kansas* provided the Rockefeller Foundation with an opportunity to energize a national dialogue and generate lessons on the nation's progress on racial integration and its 50-year effort to integrate the nation's schools. The Foundation's approach had several prongs: (1) preparation, production and dissemination of an essay on the effect that the Brown decision had (and will continue to have) on American education, while also addressing the broader social, political and cultural trends related to integration and its role in America society; (2) market research, communications and media outreach including tracking and analysis of coverage in connection with the Brown anniversary; (3) survey of U.S. organizations planning events, conferences and publications focused on the Brown anniversary; and (4) organize meetings and other fora to ensure a national dialogue.

In addition, the Rockefeller Foundation made grants totaling approximately $1.4 million in 2004 for Brown-related activities. The institutions that received funding were the NAACP Legal Defense Fund; Howard University School of Law; the Graduate Center, City University of New York; the Metropolitan Center for Urban Education, New York University; CEJJES Institute and Library, Editorial Projects in Education and Firelight Media. Activities supported included a

THE ROCKEFELLER FOUNDATION
EMPLOYER ID No. 13-1659629
Form 990PF – 2004

SUMMARY OF FOUR LARGEST DIRECT CHARITABLE ACTIVITIES

year-long exhibition *Separate Is Not Equal: Brown v. Board of Education*; a conference entitled *The Legacy of Brown v. Board of Education: Reflections on the Last Fifty Years*; a PBS special *Beyond Brown: Pursuing the Promise*; a dance performance; production of a DVD entitled

The Legacy of Brown versus the Board of Education of Topeka, Kansas (Continued)

Echoes of Brown; a monograph by Edmund W. Gordon, "*Education, Excellence and Equity* and a Newsweek article *Brown v. Board: A Dream Deferred.* These efforts focused on the past, current, and future meaning of *Brown* and the nation's quest for a better future for all children regardless of race and national origin.

THE ROCKEFELLER FOUNDATION
EMPLOYER ID No. 13-1659629
Form 990PF - 2004

Bellagio Study and Conference Center
Conferences and Teams – 2004

Global Dialogue Series

On Intellectual Property

Global Dialogues on Intellectual Property: Designing Regional Genetic Resource Policies that Promote Food Security in Africa - *Mr. Jacob Werksman, Senior Advisor, Rockefeller Foundation, New York, New York* (October 5 to 9)

Global Dialogues on Intellectual Property: Legal and Policy Options for Securing Affordable Access to Essential Medicines - *Mr. Jacob Werksman, Senior Advisor, Rockefeller Foundation, New York, New York* (October 12 to 16)

Global Dialogues on Intellectual Property - Moving the Pro-Development IP Agenda Forward: Preserving Public Goods in Health, Education and Learning - *Mr. David Vivas Eugui, Program Manager on Intellectual Property, Technology and Services, International Centre for Trade and Sustainable Development, Chatelaine, Geneva, Switzerland* (November 29 to December 3)

On the Muslim World and the Global Future

Global Dialogues on the Muslim World and the Global Future: Plurality and the New Iraq - *Mr. Cliff Chanin, President, The Legacy Project, Brooklyn, New York, and Dr. Ram Manikkalingam, Senior Advisor, Rockefeller Foundation, New York, New York* (September 27 to October 1)

Global Dialogues on the Muslim World and the Global Future: US-Saudi Relations - *Mr. Cliff Chanin, President, The Legacy Project, Brooklyn, New York, and Dr. Ram Manikkalingam, Senior Advisor, Rockefeller Foundation, New York, New York* (July 19 to 23)

On Transitional Justice

Global Dialogues on Transitional Justice: Human Rights and Transitional Justice in Iraq - *Mr. Hanny Megally, Director, Middle East and North Africa Program, International Center for Transitional Justice, New York, New York* (November 2 to 6)

Global Dialogues on Transitional Justice: Transitional Justice in Africa - Future Directions - *Mr. Louis Bickford, Director, Alliance and Capacity Development, International Center for Transitional Justice, New York, New York* (March 25 to 29)

Other meetings

Accelerating Product Development and Ensuring Product Access for Diseases of Poverty: The Role of Public-Private Partnerships in Developing Countries - *Mr. Richard Mahoney, Research Professor, Arizona State University, Sedona, Arizona, and Mr. Roy Widdus, Project Manager, Initiative on Public-Private Partnerships for Health, Geneva, Switzlerand* (May 10 to 14)

THE ROCKEFELLER FOUNDATION
EMPLOYER ID No. 13-1659629
Form 990PF - 2004

Bellagio Study and Conference Center
Conferences and Teams – 2004

Bellagio Advisory Committee on Creative Directions - *Dr. Alice Stone Ilchman, Director, Jeannette K. Watson Summer Fellows Program, Thomas J. Watson Foundation, New York, New York* (August 26 to 30)

Black in a White World: A Comparative Analysis of Young Men of African Descent Living in Western Nations - *Dr. Maykel J. A. M. Verkuyten, Associate Professor, Utrecht University, Utrecht, Netherlands* (October 11 to 15)

Broadening Philanthropic Support for Racial Justice: Building Deeper Partnerships and Collaborations among Funders - *Ms. Berta Colón, Program Officer, Racial Justice Collaborative, New York, New York* (July 6 to 10)

Building Alliances for Global Organizing on Issues of Gender-based Violence: Working through Chasms, Differences and Boundaries - *Ms. Pramada Menon, Director, Creating Resources for Empowerment in Action, New Delhi, India* (July 5 to 9)

Caribbean Literature Archive - *Dr. A. James Arnold, Assistant to Full Professor of French, and Dr. Alex Gil Fuentes, both of the University of Virginia, Charlottesville, Virginia* (June 21 to 27)
Collaborative Writing on Translocal Flows in the Americas - *Mr. Marcial Godoy-Anativia, Program Officer, Social Science Research Council, New York, New York* (October 20 to 27)

Communication and Poverty Reduction Strategies by the Year 2015 - *Ms. Denise Gray-Felder, President/CEO, Communication for Social Change Consortium, South Orange, New Jersey, and Mr. Max Finberg, Special Assistant to Ambassador Tony Hall, U.S. Mission to the U.N., Rome, Italy* (November 8 to 12)

Consultation on Quiet Diplomatic Regional Conflict Prevention: Towards New Institutional Arrangements - *Mr. John Packer, Executive Director, OSCE High Commissioner on National Minorities, Fletcher School of Law and Diplomacy, Tufts University, Medford, Massachusetts* (March 29 to April 2)

Cosmopolitan and Vernacular: The Politics of Language in the Diglossic Literary Culture of Korea - *Dr. JaHyun Kim Haboush, King Sejong Professor of Korean Studies, Columbia University, New York, New York* (May 25 to 29)

Crop Ferality and Volunteerism: A Threat to Food Security in the Transgenic Era - *Dr. Jonathan Gressel, Professor of Plant Sciences, Weizmann Institute of Science, Rehovot, Israel* (May 24 to 29)

Democratic Institutions and Processes and Civil War - *Mr. Andrew James Mack, Director, Human Security Center, University of British Columbia, Vancouver, BC, Canada, and Dr. Scott Geoffrey Gates, Research Professor, International Peace Research Institute, Oslo, Norway* (June 7 to 11)

Democratizing Women: NGOs, Empowerment and Marginalization in the 21st Century - *Dr. Victoria Bernal, Associate Professor of Anthropology, University of California at Irvine, Irvine, California* (August 9 to 15)

THE ROCKEFELLER FOUNDATION
EMPLOYER ID No. 13-1659629
Form 990PF - 2004

Bellagio Study and Conference Center
Conferences and Teams – 2004

Developing a Global Health Research Collaborative among the Major National Health Research Agencies - *Mr. Gerald T. Keusch, M.D., Assistant Provost and Associate Dean, School of Public Health, Boston University, Boston, Massachusetts* (February 23 to 27)

Dynamics of Complex Networks in an Environment of Risk and Uncertainty: Theoretical Foundations and Applications to Global Supply Chain and International Financial Networks - *Dr. Anna Nagurney, John F. Smith Memorial Professor, University of Massachusetts at Amherst, Amherst, Massachusetts* (March 10 to 23)

Establishing a Global Program for Combating Cysticercosis - *Dr. A. Lee Willingham III, Associate Director, WHO/FAO Collaborating Center for Parasitic Zoonoses, Royal Veterinary & Agricultural University, Frederiksberg, Denmark, and Dr. Hélène Carabin, Assistant Professor, Department of Biostatistics and Epidemiology, University of Oklahoma, Oklahoma City, Oklahoma* (September 6 to 10)

Family Law and Religious Law in the Abrahamic Faiths - *Ms. Sharon E. Shenhav, Director, International Jewish Women's Human Rights Watch, Jerusalem, Israel; Mr. Robert Destro, Professor of Law, and Mr. Marshall J. Breger, Professor of Law, both of the Catholic University of America, Washington, DC* (April 19 to 23)

Federalism and Subnational Constitutions: Design and Reform - *Dr. G. Alan Tarr, Director, Center for State Constitutional Studies, Rutgers University, Camden, New Jersey* (March 22 to 27)

Finding the Right Balance in Community Economic Development - *Ms. Jacqueline Khor Liu, Associate Director, ProVenEx, Rockefeller Foundation, San Francisco* (September 15 to 19)

From Pilot Projects to Policies and Programs: Scaling up Innovations in Health Service Delivery - *Dr. Ruth Simmons, Professor of Public Health, University of Michigan, School of Public Health, Ann Arbor, Michigan* (June 17 to 25)

A Global Perspective on Problems of Identity Development and Suicide in Indigenous Minority Youth - *Dr. Michael J. Chandler, Professor of Psychology, University of British Columbia, Vancouver, BC, Canada; Mr. Christopher E. Lalonde, University of Victoria, Victoria, Canada; and Ms. Cynthia Lightfoot, Associate Professor and Program Head, Human Development and Family Studies, Pennsylvania State University, Media, Pennsylvania* (June 28 to July 3)

Global Strategies to Reduce the Environmental Impact of Motor Vehicles - *Dr. Hal Harvey, Environment Program Director, Hewlett Foundation, Menlo Park, California* (October 18 to 22)

Human Brain in the Context of Natural History: 3000 Million Years of Evolution of Sensory Systems - *Dr. Lynn Margulis, Distinguished University Professor, University of Massachusetts at Amherst, Amherst, Massachusetts* (April 12 to 16)

ICPD + 10: Report Card Advisory Group Consultation - *Ms. Jill W. Sheffield, President, Family Care International, New York, New York* (February 24 to 29)

THE ROCKEFELLER FOUNDATION
EMPLOYER ID No. 13-1659629
Form 990PF - 2004

Bellagio Study and Conference Center
Conferences and Teams – 2004

Inclusion in Higher Education - *Dr. Orlando L. Taylor, Vice Provost for Research and Dean, Graduate School, and Dr. Wayne Patterson, Senior Fellow for International Programs and Academic Program Review, both of Howard University, Washington, DC* (November 15 to 21)

Indigenous Peoples' Food Systems for Health Promotion - *Dr. Harriet V. Kuhnlein, Professor and Founding Director, Center for Indigenous Peoples' Nutrition and Environment, McGill University, Ste. Anne de Bellevue, Quebec,* Canada (July 12 to 17)

International Consensus Conference on Non-surgical (Medical) Abortion - *Helena Von Hertzen M.D., Medical Officer, UNDP/UNFPA/WHO/World Bank Special Programme of Research, World Health Organization, Geneva, Switzerland* (November 1 to 5)

Investigating the Practice of School Improvement: Theory, Methodology and Relevance - *Dr. James Patrick Spillane, Associate Professor of Education and Social Policy, Northwestern University, Evanston, Illinois, Dr. Paul Cobb, Joe B. Wyatt Professor of Mathematics Education, Vanderbilt University, Nashville, Tennessee; and Dr. Anna Sfard, Professor, University of Haifa, Haifa, Israel* (August 10 to 15)

Leaving No Child Behind in the Third Millennium - *Ms. Marian Wright Edelman, President and Founder, Children's Defense Fund, Washington, DC* (February 2 to 6)

Managing Diversity to Build Inclusive Societies: Advisory Panel Meeting - *Ms. Sakiko Fukuda-Parr, Director, Human Development Report Office, United Nations Development Programme, New York, New York* (February 16 to 20)

Mapping the Global Dimensions of Telemediated Employment Relocation - *Ms. Penelope C. Gurstein, Associate Professor, University of British Columbia, Vancouver, BC, Canada* (December 8 to 14)

The Meanings and Representations of Work in the Lives of Women of Color: A Comparative Study - *Dr. Sharon Harley, Associate Professor, Afro-American Studies Department, University of Maryland, College Park, Maryland* (August 2 to 7)

The Millennium Project's Hunger Task Force - *Dr. Pedro A. Sanchez, Director, Tropical Agriculture Initiative, Columbia University, New York, New York* (September 20 to 25)

Next Steps in Advocating Communication for Social Change at the Community Level: Building the Body of Knowledge - *Ms. Denise Gray-Felder, President/CEO, Communication for Social Change Consortium, South Orange, New Jersey* (May 1 to 8)

Prevention of Renal Diseases in the Emerging World: Toward Global Health Equity - *Dr. John Herbert Dirks, Chair, International Society of Nephrology, Massey College, Toronto, Ontario, Canada, and Giuseppe Remuzzi M.D., Director, Mario Negri Institute for Pharmacological Research, Negri Bergamo Laboratories, Bergamo, Italy* (March 15 to 19)

THE ROCKEFELLER FOUNDATION
EMPLOYER ID No. 13-1659629
Form 990PF - 2004

Bellagio Study and Conference Center
Conferences and Teams – 2004

Progressive Futures 2004 - *Mr. Nick Pearce, Director, Institute for Public Policy Research, London, England* (May 14 to 16)

Responding to Gender-based Violence: A Health Equity Issue - *Dr. Claudia Garcia-Moreno, Gender Coordinator, Multi-country Study on Violence against Women, and and Dr. Henrica A. F. M. Jansen, Epidemiologist, both of the World Health Organization, Geneva, Switzerland; Dr. Charlotte Watts, Senior Lecturer in Epidemiology and Health Policy, London School of Hygiene and Tropical Medicine, London, England; and Dr. Mary Ellsberg, Senior Program Associate, International Women's Health Exchange, Washington, DC* (April 26 to May 2)

Responding to Globalization: Social Change among Ethnic Minorities of the Greater Mekong Subregion - *Mr. Don Neil McCaskill, Professor of Anthropology and Sociology, Trent University, Peterborough, Ontario, Canada* (December 2 to 15)

Restructuring the CGIAR: An Alliance between the International Rice Research Institute and the International Maize and Wheat Improvement Center - *Dr. Gary H. Toenniessen, Director, Food Security, Rockefeller Foundation, New York, New York, and Dr. Usha Barwale-Zehr, Director, Mahyco Research Foundation, Bombay, India* (September 13 to 17)

Starter Packs: A Strategy to Fight Hunger in Developing and Transition Countries? - *Dr. Sarah Beatrice Levy, Independent Consultant, Calibre Consultants, Reading, England* (October 4 to 8)

Structural Change in the U.S. Economy: Challenges, Narratives, Responses - *Dr. Katherine McFate, Deputy Director, Rockefeller Foundation, New York, New York* (July 26 to 30)

Toward More Effective Collaboration between the Quantitative and Qualitative Research Communities - *Mr. Andrew James Mack, Director, Human Security Center, University of British Columbia, Vancouver, BC, Canada* (April 5 to 9)

Translating Research Projects into Service Programs: Creating Guidelines for Sustainable, Single-visit, Visual-based Cervical Cancer Prevention Programs in Low-resource Settings - *Dr. Paul D. Blumenthal, Associate Professor of Medicine, John Hopkins University, Baltimore, Maryland* (March 3 to 8)

Transnational Media Corporations and National Media Systems: China after Entry into the World Trade Organization - *Dr. Colin Stuart Sparks, Professor of Media Studies, University of Westminster, Harrow, Middlesex, Engalnd; Dr. Lee Chin-Chuan, Professor, City University of Hong Kong, Kowloon, Hong Kong ; and Dr. Zhao Yuezhi, Assistant Professor, Simon Fraser University, Burnaby, BC, Canada* (May 17 to 21)

Trilateral Workshop on Intellectual Property in Genomic and Protein Research and Innovation - *Dr. Stephen A. Merrill, Executive Director, Board on Science, Technology and Economic Policy, National Academies, Washington, DC* (December 13 to 17)

THE ROCKEFELLER FOUNDATION
EMPLOYER ID No. 13-1659629
Form 990PF - 2004

Bellagio Study and Conference Center
Conferences and Teams – 2004

Urban Health and Poverty in Sub-Saharan Africa: Challenges for the 21st Century - *Dr. Alex Chika Ezeh, Executive Director, African Population and Health Research Center, Nairobi, Kenya* (March 16 to 21)

Using Intellectual Property Management for Improved Health in Developing Countries: An Evidence based Approach to Good Practice - *Ms. Sibongile Pefile, Centre for the Management of Intellectual Property in Health Research and Development, Oxford, England* (June 14 to 18)

Value and Valuation in the Arts and Culture - *Dr. David Throsby, Professor of Economics, Macquarie University, Sydney, Australia* (February 11 to 19)

Women Writing Africa - Eastern Region - *Ms. Florence Howe, Emerita Professor, Graduate Center, City University of New York, New York, New York* (June 1 to 14)

THE ROCKEFELLER FOUNDATION
EMPLOYER ID No. 13-1659629
Form 990PF - 2004

Bellagio Study and Conference Center
Individual, Collaborative, and Parallel Residents – 2004

Dr. Henry J. Aaron (United States), Senior Fellow, Brookings Institution, Washington, DC - *a manuscript, "The Painful Prescription Revisited," jointly authored with William B. Schwartz, M.D.*

Dr. Bobby C. Alexander (United States), Associate Professor of Sociology, University of Texas, Richardson, Texas - *a manuscript, "A Study of a Transnational Religious Community: A Mexican Evangelical Church in the U.S." (with Patricia Fortuny-Loret De Mola)*

Dr. Dennis Altman (Australia), Professor of Politics, LaTrobe University, Bundoora, Victoria, Australia - *a manuscript, "Gore Vidal's Writings and American Political Debate"*

Mr. Klaus Ammann (Switzerland), Professor and Director, Botanical Garden, University of Bern, Bern, Switzerland - *a study, "Increasing Crop Biodiversity by Re-domesticating Abandoned Crops: Opportunities with Transgenics - A Collaborative Analysis" (with Jonathan Gressel)*

Ms. Penelope Andrews (South Africa), Professor of Law, City University of New York, Flushing, New York - *a manuscript, "From Cape Town to Kabul: Rethinking Strategies for Pursuing Women's Human Rights"*

Dr. Robert F. Arnold (United States), Associate Professor of Film, Boston University, Boston, Massachusetts - *a multi-channel video installation, "Passages" (with Roz Mortimer)*

Dr. Mukaddima Ashrafi (Tajikistan), Professor of Fine Arts, Technological University of Tajikistan, Dushanbe, Tajikistan - *a monograph, "Miniature Painting of Samarkand of the 17th Century"*

Mr. David Bacon (United States), Photojournalist, Oakland, California - *a manuscript, "Beyond Borders: Interviews and Photographs Documenting Transnational Communities"*

Dr. Mahzarin R. Banaji (United States), Richard Clarke Professor of Social Ethics, Harvard University, Cambridge, Massachusetts - *a manuscript, "Ordinary Prejudice"*

Dr. Josephine A. Beoku-Betts (Sierra Leone), Associate Professor of Women's Studies and Sociology, Florida Atlantic University, Boca Raton, Florida - *a study, "Learning Science, Doing Science: A Qualitative Assessment of Factors Influencing the Educational and Career Success of Ghanaian and Jamaican Women Scientists"*

Charles B. Berde M.D. (United States), Chief, Division of Pain Medicine, Children's Hospital, Boston, Massachusetts - *a critical review of the World Health Organization Guidelines on Cancer Pain and Palliative Care for Children (with Neil L. Schechter)*

Mr. Subhabrata Bhattacharyya (India), Senior Lecturer in English, Calcutta University, Kolkata, India - *a two-volume anthology on alternative sexualities in contemporary India (with Brinda Bose)*

Mr. James T. Blachly (United States), Visual Artist, New York, New York - *artwork, "Italian Water Thought Systems"*

THE ROCKEFELLER FOUNDATION
EMPLOYER ID No. 13-1659629
Form 990PF - 2004

Bellagio Study and Conference Center
Individual, Collaborative, and Parallel Residents – 2004

Ms. Chana Bloch (United States), Professor of English Emerita, Mills College, Oakland, California - *a fourth book of poems, "The New World"*

Ms. Anne Dean Bogart (United States), Artistic Director, Siti Company, New York, New York - *a book on the creative process in the theater*

Dr. Brinda Bose (India), Senior Lecturer in English, University of Delhi, Delhi, India - *a two-volume anthology on alternative sexualities in contemporary India (with Subhabrata Bhattacharyya)*

Dr. Diana Boxer (United States), Professor, University of Florida, Gainesville, Florida - *a manuscript, "What's in a (Sur)Name?: Women, Marriage, Identity, and Power across Cultures" (with Elena S. Gritsenko)*

Mr. Martin I. Bresnick (United States), Professor of Composition (Adjunct), Yale University, New Haven, Connecticut - *music composition*

Dr. Joan S. Burbick (United States), Professor of English and American Studies, Washington State University, Pullman, Washington - *a manuscript, "Men and Guns: The Cultural Politics of Guns in the United States"*

Dr. Mary A. Burgan (United States), General Secretary, American Association of University Professors, Washington. DC - *a manuscript, "Reconstructing Higher Education in the 21st Century: A Faculty View"*

Dr. Margaret Evelyn Canovan (United Kingdom), Professor of Political Thought, Keele University, Keele, Staffordshire, England - *a manuscript, "'The People' as a Political Concept"*

Ms. Ann M. Carlson (United States), Choreographer, New York, New York - *a theatrical work, "Cake" (with Mary Ellen Strom)*

Ms. Mary Ellen Carroll (United States), Visual Artist, New York, New York - *artwork, "OFPC '99"*

Mr. Henri R. Cole (United States), Grace Hazard Conkling Writer-in-Residence, Smith College, Northampton, Massachusetts - *a sixth collection of poems*

Dr. Robert D. Crutchfield (United States), Professor of Sociology, University of Washington, Seattle, Washington - *a manuscript, "Economy and Crime"*

Dr. Ashok K. Das (United States), Professor of Physics, University of Rochester, Rochester, New York - *a journal article, "Thermal Field Theories on the Light-Front" (with Silvana Perez)*

Dr. Richard T. De George (United States), University Distinguished Professor of Philosophy, University of Kansas, Lawrence, Kansas - *a manuscript, "Ethics in a Digital Age"*

Dr. John W. de Gruchy (South Africa), Director, Graduate School in Humanities, University of Cape Town, Cape Town, South Africa - *a manuscript, "Truly Human: Christian Humanism Revisited"*

THE ROCKEFELLER FOUNDATION
EMPLOYER ID No. 13-1659629
Form 990PF - 2004

Bellagio Study and Conference Center
Individual, Collaborative, and Parallel Residents – 2004

Mr. John Paul Decker (United States), Special Assistant, California State Senate, Sacramento, California - *a manuscript, "Assessing California's Future: Why Public Budgets Matter"*

Dr. Teresa Del Conde (Mexico), Professor and Researcher, Autonomous University of Mexico, Mexico City, Mexico - *an essay, "Frida Kahlo: The Painting and the Myth"*

Richard A. Deyo M.D. (United States), Professor of Medicine & Health Services, University of Washington, Seattle, Washington - *a manuscript, "Crossing the Threshold: How Experimental Medical Technology Becomes Standard Care"*

Dr. Marsha A. Dickson (United States), Associate Professor of Textiles and Clothing, Kansas State University, Manhattan, Kansas - *a manuscript, "Textile Artisans of India: "Our Hands Are Our Future!" (with Mary A. Littrell)*

Dr. Mary L. Dudziak (United States), Judge Edward J. and Ruey L. Guirado Professor of Law and History, University of Southern California, Los Angeles, California - *a manuscript, "Exporting American Dreams: Thurgood Marshall and the Constitution of Kenya"*

Mr. Garth Thomas Erasmus (South Africa), Visual Artist, Cape Town, South Africa - *artwork, "San[d] on a Book of Lies"*

Prof. Clayton Eshleman (United States), Professor Emeritas, Eastern Michigan University, Ypsilanti, Michigan - *a writing project on Bosch's "Garden of Earthly Delights"*

Dr. Edgar L. Feige (United States), Professor of Economics Emeritus, University of Wisconsin at Madison, Madison, Wisconsin - *a study, "A Decade of Transition from Planned to Market Economies: A Critical Reexamination of Performance and Public Policy as Viewed through the Lens of Total Economic Activity"*

Dr. Blenda Beatriz Femenias (United States), Visiting Scholar, Department of Anthropology, Brown University, Providence, Rhode Island - *a manuscript, "Materializing Public Memory: National Identity and Cultural Institutions in Modern Peru"*

Dr. Joseph Paul Forgas (Australia), Scientia Professor of Psychology, University of New South Wales, Sydney, Australia - *a manuscript, "The Role of Affect in Social Thinking and Behavior"*

Ms. Patricia Fortuny-Loret De Mola (Mexico), Professor. of Anthropology, El Centro de Investigaciones y Estudios Superiores en Antropología Social, Merida, Yucatan, Mexico - *a manuscript, "A Study of a Transnational Religious Community: A Mexican Evangelical Church in the U.S." (with Bobby C. Alexander)*

Dr. Nissim Garti (Israel), Professor of Chemistry, Hebrew University of Jerusalem, Jerusalem, Israel - *a study, "Food Goes Nano: Food Enrichment and Bioavailability for Improved Health"*

Ms. Carmen Lomas Garza (United States), Visual Artist, San Francisco, California - *artwork and stories, "Toes Can Too"*

THE ROCKEFELLER FOUNDATION
EMPLOYER ID No. 13-1659629
Form 990PF - 2004

Bellagio Study and Conference Center
Individual, Collaborative, and Parallel Residents – 2004

Dr. Paul Timothy Gorman (United States), Executive Director, National Religious Partnership for the Environment, Amherst, Massachusetts - *a manuscript, "The Emerging Environmental Engagement of Organized Religion in America"*

Ms. Patricia Gossman (United States), Project Director, Afghanistan Justice Project, Open Society Institute, Amman, Jordan - *a manuscript, "Impunity, Stability and Justice in Afghanistan"*

Dr. Michael D. Green (United States), Professor of American Studies in History, University of North Carolina, Chapel Hill, North Carolina - *a study, "Malatchi, Acorn Whistler, and the Transformation of Creek Political Culture"*

Dr. Jonathan Gressel (Israel), Professor of Plant Sciences, Weizmann Institute of Science, Rehovot, Israel - *a study, "Increasing Crop Biodiversity by Re-domesticating Abandoned Crops: Opportunities with Transgenics - A Collaborative Analysis" (with Klaus Ammann)*

Dr. Elena S. Gritsenko (Russian Federation), Associate Professor, Linguistic University of Nizhny Novgorod, Nizhny Novgorod, Russian Federation - *a manuscript, "What's in a (Sur)Name?: Women, Marriage, Identity, and Power across Cultures" (with Diana Boxer)*

Dr. Sylvia Guendelman (United States), Professor and Chair, Maternal and Child Health Program, University of California at Berkeley, Berkeley, California - *a manuscript, "Juggling Work and Health during Pregnancy"*

Mr. Allan Gurganus (United States), Writer, Hillsborough, North Carolina - *a novel, "Robbed by the Sun"*

Mr. Daron Aric Hagen (United States), Assistant Professor of Music, Bard College, Annandale-on-Hudson, New York - *music composition, "Site Unseen," an opera in three acts*

Dr. Louk Hagendoorn (Netherlands), Professor of Social Science, University of Utrecht, Utrecht, Netherlands - *a manuscript, "Muslims, Multiculturalism and Identity Politics" (with Paul M. Sniderman)*

Dr. Sabine Hake (United States), Professor of German Studies and Film Studies, University of Pittsburgh, Pittsburgh, Pennsylvania - *a manuscript, "Topographies of Class: Modern Architecture and Urban Culture in Weimar Berlin"*

Dr. Tamar Sara Hermann (Israel), Chair, Open University of Israel, Ramat Aviv, Israel - *a manuscript, "A Shattered Dream: The Israeli Peace Movement and the Collapse of the Oslo Process"*

Dr. Jorge Hernandez Diaz (Mexico), Professor of Sociology and Anthropology, Universidad Autonoma "Benito Juárez" de Oaxaca, Oaxaca, CP, Mexico - *a study, "Ethnicity, Multiculturalism and Citizenship: The Political Organization of the Oaxacan Indigenous Communities"*

Dr. George C. Herring (United States), Alumni Professor of History, University of Kentucky, Lexington, Kentucky - *a manuscript, "'The Strength of a Giant': America's Rise from Colony to Hyperpower"*

THE ROCKEFELLER FOUNDATION
EMPLOYER ID No. 13-1659629
Form 990PF - 2004

Bellagio Study and Conference Center
Individual, Collaborative, and Parallel Residents – 2004

Mr. George Justus Hofmeyr (South Africa), Director, Effective Care Research Unit, and Obstetrician/Gyneacologist, University of Witwatersrand, East London, South Africa - *a study, "Reducing Maternal and Perinatal Deaths from Obstructed Labor"*

Dr. Janet Holmes (New Zealand), Professor of Linguistics, Victoria University of Wellington, Wellington, New Zealand - *a manuscript, "Women at Work: Constructing Workplace Identity through Talk"*

Dr. Michael Keith Honey (United States), Professor of American History, Labor and Ethnic Studies, University of Washington, Tacoma, Washington - *a manuscript, "Going Down Jericho Road: Black Workers, Martin Luther King, and the Memphis Sanitation Strike"*

Prof. Morton J. Horwitz (United States), Charles Warren Professor of Law, Harvard University, Cambridge, Massachusetts - *a history of the Warren Court, 1953-1969*

Dr. Terence Henry Irwin (United Kingdom), Susan Linn Sage Professor of Philosophy and Humane Letters, Cornell University, Ithaca, New York - *a manuscript, "The Development of Ethics"*

Dr. Jacqueline Anne Jaffe (United States), Master Teacher of Humanities, New York University, New York, New York - *translation and organization of oral histories of women, "Reconstruction and Reconciliation in Post-Apartheid South Africa" (with Rolf Martien Wolfswinkel)*

Dr. Robert Loren Jaffe (United States), Morningstar Professor of Physics, Massachusetts Institute of Technology, Cambridge, Massachusetts - *a study, "Being and Nothingness: An Exploration of the Measurable Forces Generated by Quantum Vacuum Fluctuations"*

Lars O. Kallings M.D. (Sweden), UN Secretary-General Special Envoy to Eastern Europe on AIDS, Djursholm, Sweden - *a manuscript, "Defining Moments in the Fight against HIV/AIDS: An Eyewitness Account of Two Decades"*

Dr. Istvan Kecskes (Hungary), Professor of Linguistics and Education, State University of New York at Albany, Albany, New York - *a manuscript, "Transfer in Multilinguals"*

Dr. John N. King (United States), Distinguished University Professor of English and of Religious Studies, Ohio State University, Columbus, Ohio - *a study, "Foxe's 'Book of Martyrs' and Early Modern English Print Culture"*

Dr. Richard Kraut (United States), Professor of Philosophy, Northwestern University, Evanston, Illinois - *a monograph, "An Aristotelian Theory of Well-Being"*

Ms. Antjie Krog (South Africa), Writer, Cape Town, South Africa - *a cycle of poems, "Mountain of the Sea"*

Dr. Lou-Marie Kruger (South Africa), Senior Lecturer in Psychology, Stellenbosch University, Matieland, South Africa - *a manuscript, "Marginal Maternities: The Impact of Class, Race and Culture on the Psychological Experience of Motherhood"*

THE ROCKEFELLER FOUNDATION
EMPLOYER ID No. 13-1659629
Form 990PF - 2004

Bellagio Study and Conference Center
Individual, Collaborative, and Parallel Residents – 2004

Dr. Michael Kubovy (United States), Professor of Psychology, University of Virginia, Charlottesville, Virginia - *a print and multimedia edition of Kubovy's book, "The Psychology of Perspective and Renaissance Art" (with Christopher W Tyler)*

Dr. Alex Kuo (United States), Writer-in-Residence, Washington State University, Pullman, Washington - *a novel focusing on global landmine removal*

Mr. Ralph S. Lemon (United States), Artistic Director and Choreographer, New York, New York - *a multidisciplinary performance piece, "The Geography Trilogy, Part 3: House"*

Dr. Zvi Lerman (Israel), Professor of Agriculture, Hebrew University of Jerusalem, Rehovot, Israel - *a manuscript, "Impact of Land Reform on Rural Households' Welfare in Moldova"*

Dr. Michael Lieb (United States), Professor of English and Research Professor of Humanities, University of Illinois at Chicago, Chicago, Illinois - *a manuscript, "Writing God: Milton, Diety and Discourse"*

Dr. Ivan Light (United States), Professor of Sociology, University of California at Los Angeles, Los Angeles, California - *a manuscript, "Globalization and Migration Networks: Immigration to Southern California, 1970-2000"*

Dr. Mary A. Littrell (United States), Mary B. Welch Distinguished Professor, Department of Textiles and Clothing, Iowa State University, Ames, Iowa - *a manuscript, "Textile Artisans of India: "Our Hands Are Our Future!" (with Marsha A. Dickson)*

Dr. Sergey Vladimirovich Lobachev (Russian Federation), Assistant Professor of History, School of International Relations, St. Petersburg, Russian Federation - *a study, "The Orthodox Church as a New Actor in Russian Foreign Policy"*

Mr. Max Jeremy Loppert (United Kingdom), Writer, Refrontolo, Italy - *a manuscript, "The Operas of Christoph Willibald Gluck"*

Dr. Xiaobo Lu (United States), Director, East Asian Institute, and Associate Professor of Political Science, Columbia University, New York, New York - *a study, "From Player to Referee: The Emergence of Regulatory State and Public Health in China"*

Dr. D. Soyini Madison (United States), Associate Professor, University of North Carolina, Chapel Hill, North Carolina - *a monograph, "Theatre for Development: Public Performance, Human Rights, and Economic Justice in Ghana, West Africa"*

Ms. Elena Silvia Maidana (Argentina), Professor of Communication, Posadas Misiones, Argentina - *an exhibition, "Map of Sound Journey" (with Monica Patricia Millan)*

Dr. Lydia Phindile Makhubu (Swaziland), Vice-Chancellor and Professor, University of Swaziland, Kwaluseni, Swaziland - *a manuscript, "Women in Science in Africa: A Situation Analysis"*

Dr. Somdatta Mandal (India), Reader in English, Visva Bharati University, Shantiniketan, India - *a study, "South Asian Diasporic Cinema: Texts and Contexts"*

THE ROCKEFELLER FOUNDATION
EMPLOYER ID No. 13-1659629
Form 990PF - 2004

Bellagio Study and Conference Center
Individual, Collaborative, and Parallel Residents – 2004

Dr. Pablo Martin-Acena (Spain), Professor of Economics and Economic History, Universidad de Alcala, Madrid, Spain - *a study, "The Finances of the Spanish Civil War: Soviet Aid to the Republicans and Nazi Support for Franco's Nationalists"*

Dr. John Alwyn Mathews (Australia), Professor of Management, Macquarie University, Sydney, NSW, Australia - *a paper, "Industrial Development in the Context of Globalization: Latecomer Firms Applying Strategies of Linkage and Leverage"*

Mr. Pablo Medina (United States), Director, Writing Program, New School University, New York, New York - *a novel, "Amadeo Terra's Last Sigh"*

Mr. Frederik Gerrit Meijer (Netherlands), Curator, Netherlands Institute for Art History, Den Haag, Netherlands - *a manuscript, "Jan Davidsz. de Heem (1606-1683/84): Monograph and Catalogue Raisonné"*

Ms. Monica Patricia Millan (Argentina), Visual Artist, Posadas Misiones, Argentina - *an exhibition, "Map of Sound Journey" (with Elena Silvia Maidana)*

Dr. David Albert Miller (United States), John F. Hotchkis Professor of English, University of California at Berkeley, Berkeley, California - *a manuscript, "Federico Fellini's '8 1/2': The Meaning and Unmeaning of Virtuosity"*

Dr. Helen V. Milner (United States), B.C. Forbes Professor of Politics and Public and International Affairs, Princeton University, Princeton, New Jersey - *a manuscript, "Globalization and Democratization: The Impact of Political Reform on the Global Integration of Nations through International Trade and the Internet"*

Dr. Virgil E. Moorefield (United States), Assistant Professor of Music Technology, Northwestern University, Evanston, Illinois - *music composition, "Crosstalk"*

Ms. Roz Mortimer (United Kingdom), Artist and Filmmaker, London, England - *a multi-channel video installation, "Passages" (with Robert F. Arnold)*

Ms. Christina M. Murray (South Africa), Professor of Constitutional and Human Rights Law, University of Cape Town, P/B Rondebosch, South Africa - *a manuscript, "Decentralization, Development and Democracy: Multi-level Government in South Africa" (with Richard E. B. Simeon)*

Dr. Anne Firth Murray (New Zealand), Consulting Professor, Stanford University, Stanford, California - *a book on critical issues in women's health and human rights*

Dr. Vitaly V. Naumkin (Russian Federation), President, International Center for Strategic and Political Studies, Moscow, Russian Federation - *a study, "Radical Islamic Organizations in Central Asia"*

Ms. Janet Neipris (United States), Professor; Chair , Graduate Studies, New York University, New York, New York - *a play, "Ikamva Labantu," based on grass-roots group of women who fought against apartheid*

THE ROCKEFELLER FOUNDATION
EMPLOYER ID No. 13-1659629
Form 990PF - 2004

Bellagio Study and Conference Center
Individual, Collaborative, and Parallel Residents – 2004

Rabbi Julia B. S. Neuberger (United Kingdom), Member of the House of Lords, Author, Broadcaster, and Social Commentator, London, England - *an analysis of the moral basis of social policy in modern Britain*

Dr. Barbara Jane Newman (United States), Professor of English and Religion, Northwestern University, Evanston, Illinois - *a poetic translation, "Frauenlob's 'Marienleich': A Goddess-Hymn from Medieval Germany"*

Dr. Jacob K. Olupona (United States), Professor and Director, African-American and African Studies Program, University of California at Davis, Davis, California - *a monograph, "African Immigrants and Their Religious Communities in America: Cultural Pluralism, Civil Society and a Nation of Immigrants"*

Dr. Lena Cowen Orlin (United States), Professor of English, University of Maryland, Baltimore County, Baltimore, Maryland - *a manuscript, "Locating Privacy in Tudor England"*

Dr. Carlos Ornelas (Mexico), Professor of Education and Communications, Universidad Autónoma Metropolitana, Coyoacan, Mexico City, Mexico - *a conceptual paper, "Enfranchising the Excluded: Equity and Compensatory Education in Mexico"*

Dr. Viorel Panaite (Romania), Associate Professor, University of Bucharest, Bucharest, Romania - *a manuscript, "Islamic Law of Peace and Trade: Western Merchants in the Ottoman Mediterranean"*

Ms. Claire Pentecost (United States), Associate Professor of Photography, School of the Art Institute of Chicago, Chicago, Illinois - *a photography and writing project, "Thinking with Food"*

Dr. Theda Perdue (United States), Professor of History, University of North Carolina, Chapel Hill, North Carolina - *a book-length study on Indian identity in North Carolina*

Dr. Silvana Perez (Brazil), Professor of Physics, Universidade Federal do Pará, Para, Brazil - *a journal article, "Thermal Field Theories on the Light-Front" (with Ashok K. Das)*

Ms. Toni B. Porter (United States), Director, Bank Street College of Education, New York, New York - *a manuscript, "Understanding Kith and Kin Child Care"*

Ms. Joanne Pottlitzer (United States), Writer, New York, New York - *a manuscript, "Symbols of Resistance: A Chilean Legacy"*

Dr. Eduardo Antonio Rabossi (Argentina), Professor of Philosophy, University of Buenos Aires, Buenos Aires, Argentina - *a study, "Ways of World-designing"*

Dr. José Ricardo G. P. Ramalho (Brazil), Professor of Sociology, Universidade Federal do Rio de Janeiro, Rio de Janeiro, Brazil - *an article, "Local Development and Worker Participation within a Context of New Investments by Multinational Enterprises in Brazil"*

THE ROCKEFELLER FOUNDATION
EMPLOYER ID No. 13-1659629
Form 990PF - 2004

Bellagio Study and Conference Center
Individual, Collaborative, and Parallel Residents – 2004

Dr. William Wright Rankin (United States), President, Global AIDS Interfaith Alliance, Larkspur, California - *a project, "A Religious Leader Training Scheme to Support People Infected or Affected by HIV/AIDS in Malawi, Central Africa"*

Dr. Nitya Rao (India), Lecturer, University of East Anglia, Norwich, England - *a manuscript, "Standing One's Ground: Gender and Land in the Santal Parganas, Jharkhand, India"*

Dr. Adele Reinhartz (Canada), Dean, Graduate Studies and Research, Wilfrid Laurier University, Waterloo, Ontario, Canada - *a manuscript, "Jesus of Hollywood"*

Dr. Jan Elizabeth Ritchie (Australia), Associate Professor in Health Promotion, University of New South Wales, Sydney, NSW, Australia - *a study, "Building Capacity for Better Health with Pacific Island Peoples"*

Dr. Lillian S. Robinson (United States), Professor of Women's Studies, Concordia University, Montreal, Quebec, Canada - *a manuscript, "Mixed Company: Mythologies of Interracial Rape"*

Dr. Catherine M. Robson (United Kingdom), Associate Professor of English, University of California at Davis, Davis, California - *a manuscript, "Heart Beats: Victorian Life and the Memorized Poem"*

Dr. Morris Rosenzweig (United States), Professor of Music, University of Utah, Salt Lake City, Utah - *music composition, "A Piano Cycle"*

Dr. Charles P. Royal (New Zealand), Director, Mauriora-ki-te-Ao/Living Universe Ltd., Wellington, New Zealand - *a manuscript, "Towards a New Vision for Màori Knowledge"*

Ms. Beena Sarwar (Pakistan), Producer, Geo TV, Karachi, Pakistan - *a contemporary history of Pakistan*

Neil L. Schechter M.D. (United States), Director, Pain Relief Program, Connecticut Children's Medical Center, Hartford, Connecticut - *a critical review of the World Health Organization Guidelines on Cancer Pain and Palliative Care for Children (with Charles B. Berde)*

Mr. Stephen Allen Scott (United States), Professor of Music, Colorado College, Colorado Springs, Colorado - *music composition, "A New Song Cycle for Soprano and Bowed Piano Ensemble"*

Ms. Betty Shamieh (United States), Playwright, New York, New York - *a play, "Territories"*

Dr. Judith Shatin (United States), William R. Kenan Jr. Professor of Music, University of Virginia, Charlottesville, Virginia - *music composition, "Clave"*

Dr. Dennis Lynn Shirley (United States), Professor and Chair, Department of Teacher Education, Special Education and Curriculum and Instruction, Boston College, Chestnut Hill, Massachusetts - *a manuscript, "Building Social Capital to Improve Urban Education"*

THE ROCKEFELLER FOUNDATION
EMPLOYER ID No. 13-1659629
Form 990PF - 2004

Bellagio Study and Conference Center
Individual, Collaborative, and Parallel Residents – 2004

Dr. Richard E. B. Simeon (Canada), Professor of Political Science and Law, University of Toronto, Toronto, Ontario, Canada - *a manuscript, "Decentralization, Development and Democracy: Multi-level Government in South Africa" (with Christina M. Murray)*

Dr. Hagith Sivan (United States), Associate Professor of History, University of Kansas, Lawrence, Kansas - *a manuscript, "Communities of Conflicts: A History of Palestine in Late Antiquity"*

Mr. Floyd Skloot (United States), Writer, Amity, Oregon - *a memoir in the form of inter-connected essays, "Fragmentary Blue"*

Dr. Paul M. Sniderman (United States), Fairleigh S. Dickinson Jr. Professor of Public Policy & Dept. Chair, Stanford University, Stanford, California - *a manuscript, "Muslims, Multiculturalism and Identity Politics" (with Louk Hagendoorn)*

Ms. Ana Solari (Uruguay), Professor, School of Communication, University ORT, Montevideo, Uruguay - *a novel, "Tarde de Compras"*

Dr. Elizabeth S. Spelke (United States), Professor of Psychology, Harvard University, Cambridge, Massachusetts - *a manuscript, "Core Knowledge"*

Dr. Paul Russell Spickard (United States), Professor of History, University of California at Santa Barbara, Santa Barbara, California - *a manuscript, "Almost All Aliens: Immigration, Race, and Colonialism in American History and Identity"*

Father Chandra L. Sriram (United States), Lecturer, University of St. Andrews, Fife, Scotland - *a study, "Armed Non-state Actors and International Law: Bridging the Gap"*

Ms. Irene Anne Staunton (Zimbabwe), Publishing Director, Weaver Press, Harare, Zimbabwe - *a project, "Oral History: Contemporary Voices"*

Prof. Robert W. Stephens (United States), Director, Institute for African-American Studies, and Professor of Music, University of Connecticut, Storrs, Connecticut - *a study, "Sacred Sound for the Soul: Religion, Music, and History in Afro-Cuban Culture"*

Dr. Nancy E. Stoller (United States), Professor of Community Studies, University of California at Santa Cruz, Santa Cruz, California - *a manuscript, "Prison Pains: Incarceration and Health"*

Ms. Mary Ellen Strom (United States), Professor, School at the Museum of Fine Arts, Boston, Massachusetts - *a theatrical work, "Cake" (with Ann M. Carlson)*

Dr. Ronald Grigor Suny (United States), Professor of Political Science and History, University of Chicago, Chicago, Illinois - *a paper, "The Emotions of National Identity and Ethnic Conflict"*

Dr. Andrej Jaroslaw Szahaj (Poland), Professor and Vice-Director, Institute of Philosophy, Nicolaus Copernicus University, Torun, Poland - *a manuscript, "In Search of Postmodern Liberalism"*

THE ROCKEFELLER FOUNDATION
EMPLOYER ID No. 13-1659629
Form 990PF - 2004

Bellagio Study and Conference Center
Individual, Collaborative, and Parallel Residents – 2004

Mr. Peter Pearmain Thomson (United States), Independent Journalist, Boston, Massachusetts - *a manuscript, "Blue Crescent· A Journey to Lake Baikal and the Heart of Russia"*

Dr. Natasha D. Trethewey (United States), Associate Professor of English and Creative Writing, Emory University, Atlanta, Georgia - *a collection of poems, "Native Guard"*

Dr. Thomas Tufte (Denmark), Assocaite Professor, Roskilde University, Roskilde, Denmark - *a manuscript, "AIDS: The Communication Challenge of Our Time"*

Dr. Clara Tuite (Australia), Senior Lecturer, University of Melbourne, Melbourne, Victoria, Tuite - *a manuscript, "Scandalous Celebrity: Romantic Literary Fame and the Emergence of Modern Literary Culture, 1798-1910"*

Dr. Christopher W. Tyler (United Kingdom), Associate Director, Smith-Kettlewell Eye Research Institute, San Francisco, California - *a print and multimedia edition of Kubovy's book, "The Psychology of Perspective and Renaissance Art" (with Michael Kubovy)*

Dr. John Andrew van Zyl (South Africa), Managing Director, Applied Broadcasting Centre Ulwazi, Johannesburg, South Africa - *a manuscript, "Community Radio: The Voice of Civil Society"*

Ms. Jan Wade (Canada), Visual Artist, Vancouver, BC, Canada - *artwork, "The Fecundating Matrix: The Duality of Symbols and Their Meanings"*

Dr. James W. Walker (Canada), Professor of History, University of Waterloo, Waterloo, Ontario, Canada - *an article, "Hate Propaganda, Freedom of Expression and Racial Equality: The Canadian Solution"*

Ms. Gail M. Wight (United States), Assistant Professor of Art, Stanford University, Stanford, California - *artwork, "The Brides of Frankenstein: Portraits of a Social Phenomenon"*

Dr. Douglas L. Wilson (United States), Co-Director, Lincoln Studies Center, Knox College, Galesburg, Illinois - *a manuscript, "Lincoln's Sword: Abraham Lincoln's Presidential Writing"*

Dr. Rolf Martien Wolfswinkel (Netherlands), Professor of History, New York University, New York, New York - *translation and organization of oral histories of women, "Reconstruction and Reconciliation in Post-Apartheid South Africa" (with Jacqueline Anne Jaffe)*

Dr. Chantal Zabus (Belgium), Professeur des Universités, Université de Paris 13, Villetaneuse-Paris, France - *a study, "Between Rites and Rights: Excision in Women's Experiential Texts and Human Contexts"*

THE ROCKEFELLER FOUNDATION
EMPLOYER ID No. 13-1659629
Form 990PF - 2004

Bellagio Study and Conference Center
Individual, Collaborative, and Parallel Residents – 2004

Dr. Henry J. Aaron (United States), Senior Fellow, Brookings Institution, Washington, DC - *a manuscript, "The Painful Prescription Revisited," jointly authored with William B. Schwartz, M.D.*

Dr. Bobby C. Alexander (United States), Associate Professor of Sociology, University of Texas, Richardson, Texas - *a manuscript, "A Study of a Transnational Religious Community: A Mexican Evangelical Church in the U.S." (with Patricia Fortuny-Loret De Mola)*

Dr. Dennis Altman (Australia), Professor of Politics, LaTrobe University, Bundoora, Victoria, Australia - *a manuscript, "Gore Vidal's Writings and American Political Debate"*

Mr. Klaus Ammann (Switzerland), Professor and Director, Botanical Garden, University of Bern, Bern, Switzerland - *a study, "Increasing Crop Biodiversity by Re-domesticating Abandoned Crops: Opportunities with Transgenics - A Collaborative Analysis" (with Jonathan Gressel)*

Ms. Penelope Andrews (South Africa), Professor of Law, City University of New York, Flushing, New York - *a manuscript, "From Cape Town to Kabul: Rethinking Strategies for Pursuing Women's Human Rights"*

Dr. Robert F. Arnold (United States), Associate Professor of Film, Boston University, Boston, Massachusetts - *a multi-channel video installation, "Passages" (with Roz Mortimer)*

Dr. Mukaddima Ashrafi (Tajikistan), Professor of Fine Arts, Technological University of Tajikistan, Dushanbe, Tajikistan - *a monograph, "Miniature Painting of Samarkand of the 17th Century"*

Mr. David Bacon (United States), Photojournalist, Oakland, California - *a manuscript, "Beyond Borders: Interviews and Photographs Documenting Transnational Communities"*

Dr. Mahzarin R. Banaji (United States), Richard Clarke Professor of Social Ethics, Harvard University, Cambridge, Massachusetts - *a manuscript, "Ordinary Prejudice"*

Dr. Josephine A. Beoku-Betts (Sierra Leone), Associate Professor of Women's Studies and Sociology, Florida Atlantic University, Boca Raton, Florida - *a study, "Learning Science, Doing Science: A Qualitative Assessment of Factors Influencing the Educational and Career Success of Ghanaian and Jamaican Women Scientists"*

Charles B. Berde M.D. (United States), Chief, Division of Pain Medicine, Children's Hospital, Boston, Massachusetts - *a critical review of the World Health Organization Guidelines on Cancer Pain and Palliative Care for Children (with Neil L. Schechter)*

Mr. Subhabrata Bhattacharyya (India), Senior Lecturer in English, Calcutta University, Kolkata, India - *a two-volume anthology on alternative sexualities in contemporary India (with Brinda Bose)*

Mr. James T. Blachly (United States), Visual Artist, New York, New York - *artwork, "Italian Water Thought Systems"*

THE ROCKEFELLER FOUNDATION
EMPLOYER ID No. 13-1659629
Form 990PF - 2004

Bellagio Study and Conference Center
Individual, Collaborative, and Parallel Residents – 2004

Ms. Chana Bloch (United States), Professor of English Emerita, Mills College, Oakland, California - *a fourth book of poems, "The New World"*

Ms. Anne Dean Bogart (United States), Artistic Director, Siti Company, New York, New York - *a book on the creative process in the theater*

Dr. Brinda Bose (India), Senior Lecturer in English, University of Delhi, Delhi, India - *a two-volume anthology on alternative sexualities in contemporary India (with Subhabrata Bhattacharyya)*

Dr. Diana Boxer (United States), Professor, University of Florida, Gainesville, Florida - *a manuscript, "What's in a (Sur)Name?: Women, Marriage, Identity, and Power across Cultures" (with Elena S. Gritsenko)*

Mr. Martin I. Bresnick (United States), Professor of Composition (Adjunct), Yale University, New Haven, Connecticut - *music composition*

Dr. Joan S. Burbick (United States), Professor of English and American Studies, Washington State University, Pullman, Washington - *a manuscript, "Men and Guns: The Cultural Politics of Guns in the United States"*

Dr. Mary A. Burgan (United States), General Secretary, American Association of University Professors, Washington. DC - *a manuscript, "Reconstructing Higher Education in the 21st Century: A Faculty View"*

Dr. Margaret Evelyn Canovan (United Kingdom), Professor of Political Thought, Keele University, Keele, Staffordshire, England - *a manuscript, "'The People' as a Political Concept"*

Ms. Ann M. Carlson (United States), Choreographer, New York, New York - *a theatrical work, "Cake" (with Mary Ellen Strom)*

Ms. Mary Ellen Carroll (United States), Visual Artist, New York, New York - *artwork, "OFPC '99"*

Mr. Henri R. Cole (United States), Grace Hazard Conkling Writer-in-Residence, Smith College, Northampton, Massachusetts - *a sixth collection of poems*

Dr. Robert D. Crutchfield (United States), Professor of Sociology, University of Washington, Seattle, Washington - *a manuscript, "Economy and Crime"*

Dr. Ashok K. Das (United States), Professor of Physics, University of Rochester, Rochester, New York - *a journal article, "Thermal Field Theories on the Light-Front" (with Silvana Perez)*

Dr. Richard T. De George (United States), University Distinguished Professor of Philosophy, University of Kansas, Lawrence, Kansas - *a manuscript, "Ethics in a Digital Age"*

Dr. John W. de Gruchy (South Africa), Director, Graduate School in Humanities, University of Cape Town, Cape Town, South Africa - *a manuscript, "Truly Human: Christian Humanism Revisited"*

THE ROCKEFELLER FOUNDATION
EMPLOYER ID No. 13-1659629
Form 990PF - 2004

Bellagio Study and Conference Center
Individual, Collaborative, and Parallel Residents – 2004

Mr. John Paul Decker (United States), Special Assistant, California State Senate, Sacramento, California - *a manuscript, "Assessing California's Future: Why Public Budgets Matter"*

Dr. Teresa Del Conde (Mexico), Professor and Researcher, Autonomous University of Mexico, Mexico City, Mexico - *an essay, "Frida Kahlo: The Painting and the Myth"*

Richard A. Deyo M.D. (United States), Professor of Medicine & Health Services, University of Washington, Seattle, Washington - *a manuscript, "Crossing the Threshold: How Experimental Medical Technology Becomes Standard Care"*

Dr. Marsha A. Dickson (United States), Associate Professor of Textiles and Clothing, Kansas State University, Manhattan, Kansas - *a manuscript, "Textile Artisans of India: "Our Hands Are Our Future!" (with Mary A. Littrell)*

Dr. Mary L. Dudziak (United States), Judge Edward J. and Ruey L. Guirado Professor of Law and History, University of Southern California, Los Angeles, California - *a manuscript, "Exporting American Dreams: Thurgood Marshall and the Constitution of Kenya"*

Mr. Garth Thomas Erasmus (South Africa), Visual Artist, Cape Town, South Africa - *artwork, "San[d] on a Book of Lies"*

Prof. Clayton Eshleman (United States), Professor Emeritas, Eastern Michigan University, Ypsilanti, Michigan - *a writing project on Bosch's "Garden of Earthly Delights"*

Dr. Edgar L. Feige (United States), Professor of Economics Emeritus, University of Wisconsin at Madison, Madison, Wisconsin - *a study, "A Decade of Transition from Planned to Market Economies: A Critical Reexamination of Performance and Public Policy as Viewed through the Lens of Total Economic Activity"*

Dr. Blenda Beatriz Femenias (United States), Visiting Scholar, Department of Anthropology, Brown University, Providence, Rhode Island - *a manuscript, "Materializing Public Memory: National Identity and Cultural Institutions in Modern Peru"*

Dr. Joseph Paul Forgas (Australia), Scientia Professor of Psychology, University of New South Wales, Sydney, Australia - *a manuscript, "The Role of Affect in Social Thinking and Behavior"*

Ms. Patricia Fortuny-Loret De Mola (Mexico), Professor. of Anthropology, El Centro de Investigaciones y Estudios Superiores en Antropología Social, Merida, Yucatan, Mexico - *a manuscript, "A Study of a Transnational Religious Community: A Mexican Evangelical Church in the U.S." (with Bobby C. Alexander)*

Dr. Nissim Garti (Israel), Professor of Chemistry, Hebrew University of Jerusalem, Jerusalem, Israel - *a study, "Food Goes Nano: Food Enrichment and Bioavailability for Improved Health"*

Ms. Carmen Lomas Garza (United States), Visual Artist, San Francisco, California - *artwork and stories, "Toes Can Too"*

THE ROCKEFELLER FOUNDATION
EMPLOYER ID No. 13-1659629
Form 990PF - 2004

Bellagio Study and Conference Center
Individual, Collaborative, and Parallel Residents – 2004

Dr. Paul Timothy Gorman (United States), Executive Director, National Religious Partnership for the Environment, Amherst, Massachusetts - *a manuscript, "The Emerging Environmental Engagement of Organized Religion in America"*

Ms. Patricia Gossman (United States), Project Director, Afghanistan Justice Project, Open Society Institute, Amman, Jordan - *a manuscript, "Impunity, Stability and Justice in Afghanistan"*

Dr. Michael D. Green (United States), Professor of American Studies in History, University of North Carolina, Chapel Hill, North Carolina - *a study, "Malatchi, Acorn Whistler, and the Transformation of Creek Political Culture"*

Dr. Jonathan Gressel (Israel), Professor of Plant Sciences, Weizmann Institute of Science, Rehovot, Israel - *a study, "Increasing Crop Biodiversity by Re-domesticating Abandoned Crops: Opportunities with Transgenics - A Collaborative Analysis" (with Klaus Ammann)*

Dr. Elena S. Gritsenko (Russian Federation), Associate Professor, Linguistic University of Nizhny Novgorod, Nizhny Novgorod, Russian Federation - *a manuscript, "What's in a (Sur)Name?: Women, Marriage, Identity, and Power across Cultures" (with Diana Boxer)*

Dr. Sylvia Guendelman (United States), Professor and Chair, Maternal and Child Health Program, University of California at Berkeley, Berkeley, California - *a manuscript, "Juggling Work and Health during Pregnancy"*

Mr. Allan Gurganus (United States), Writer, Hillsborough, North Carolina - *a novel, "Robbed by the Sun"*

Mr. Daron Aric Hagen (United States), Assistant Professor of Music, Bard College, Annandale-on-Hudson, New York - *music composition, "Site Unseen," an opera in three acts*

Dr. Louk Hagendoorn (Netherlands), Professor of Social Science, University of Utrecht, Utrecht, Netherlands - *a manuscript, "Muslims, Multiculturalism and Identity Politics" (with Paul M. Sniderman)*

Dr. Sabine Hake (United States), Professor of German Studies and Film Studies, University of Pittsburgh, Pittsburgh, Pennsylvania - *a manuscript, "Topographies of Class: Modern Architecture and Urban Culture in Weimar Berlin"*

Dr. Tamar Sara Hermann (Israel), Chair, Open University of Israel, Ramat Aviv, Israel - *a manuscript, "A Shattered Dream: The Israeli Peace Movement and the Collapse of the Oslo Process"*

Dr. Jorge Hernandez Diaz (Mexico), Professor of Sociology and Anthropology, Universidad Autonoma "Benito Juárez" de Oaxaca, Oaxaca, CP, Mexico - *a study, "Ethnicity, Multiculturalism and Citizenship: The Political Organization of the Oaxacan Indigenous Communities"*

Dr. George C. Herring (United States), Alumni Professor of History, University of Kentucky, Lexington, Kentucky - *a manuscript, "'The Strength of a Giant': America's Rise from Colony to Hyperpower"*

THE ROCKEFELLER FOUNDATION
EMPLOYER ID No. 13-1659629
Form 990PF - 2004

Bellagio Study and Conference Center
Individual, Collaborative, and Parallel Residents – 2004

Mr. George Justus Hofmeyr (South Africa), Director, Effective Care Research Unit, and Obstetrician/Gyneacologist, University of Witwatersrand, East London, South Africa - *a study, "Reducing Maternal and Perinatal Deaths from Obstructed Labor"*

Dr. Janet Holmes (New Zealand), Professor of Linguistics, Victoria University of Wellington, Wellington, New Zealand - *a manuscript, "Women at Work: Constructing Workplace Identity through Talk"*

Dr. Michael Keith Honey (United States), Professor of American History, Labor and Ethnic Studies, University of Washington, Tacoma, Washington - *a manuscript, "Going Down Jericho Road: Black Workers, Martin Luther King, and the Memphis Sanitation Strike"*

Prof. Morton J. Horwitz (United States), Charles Warren Professor of Law, Harvard University, Cambridge, Massachusetts - *a history of the Warren Court, 1953-1969*

Dr. Terence Henry Irwin (United Kingdom), Susan Linn Sage Professor of Philosophy and Humane Letters, Cornell University, Ithaca, New York - *a manuscript, "The Development of Ethics"*

Dr. Jacqueline Anne Jaffe (United States), Master Teacher of Humanities, New York University, New York, New York - *translation and organization of oral histories of women, "Reconstruction and Reconciliation in Post-Apartheid South Africa" (with Rolf Martien Wolfswinkel)*

Dr. Robert Loren Jaffe (United States), Morningstar Professor of Physics, Massachusetts Institute of Technology, Cambridge, Massachusetts - *a study, "Being and Nothingness: An Exploration of the Measurable Forces Generated by Quantum Vacuum Fluctuations"*

Lars O. Kallings M.D. (Sweden), UN Secretary-General Special Envoy to Eastern Europe on AIDS, Djursholm, Sweden - *a manuscript, "Defining Moments in the Fight against HIV/AIDS: An Eyewitness Account of Two Decades"*

Dr. Istvan Kecskes (Hungary), Professor of Linguistics and Education, State University of New York at Albany, Albany, New York - *a manuscript, "Transfer in Multilinguals"*

Dr. John N. King (United States), Distinguished University Professor of English and of Religious Studies, Ohio State University, Columbus, Ohio - *a study, "Foxe's 'Book of Martyrs' and Early Modern English Print Culture"*

Dr. Richard Kraut (United States), Professor of Philosophy, Northwestern University, Evanston, Illinois - *a monograph, "An Aristotelian Theory of Well-Being"*

Ms. Antjie Krog (South Africa), Writer, Cape Town, South Africa - *a cycle of poems, "Mountain of the Sea"*

Dr. Lou-Marie Kruger (South Africa), Senior Lecturer in Psychology, Stellenbosch University, Matieland, South Africa - *a manuscript, "Marginal Maternities: The Impact of Class, Race and Culture on the Psychological Experience of Motherhood"*

THE ROCKEFELLER FOUNDATION
EMPLOYER ID No. 13-1659629
Form 990PF - 2004

Bellagio Study and Conference Center
Individual, Collaborative, and Parallel Residents – 2004

Dr. Michael Kubovy (United States), Professor of Psychology, University of Virginia, Charlottesville, Virginia - *a print and multimedia edition of Kubovy's book, "The Psychology of Perspective and Renaissance Art" (with Christopher W Tyler)*

Dr. Alex Kuo (United States), Writer-in-Residence, Washington State University, Pullman, Washington - *a novel focusing on global landmine removal*

Mr. Ralph S. Lemon (United States), Artistic Director and Choreographer, New York, New York - *a multidisciplinary performance piece, "The Geography Trilogy, Part 3: House"*

Dr. Zvi Lerman (Israel), Professor of Agriculture, Hebrew University of Jerusalem, Rehovot, Israel - *a manuscript, "Impact of Land Reform on Rural Households' Welfare in Moldova"*

Dr. Michael Lieb (United States), Professor of English and Research Professor of Humanities, University of Illinois at Chicago, Chicago, Illinois - *a manuscript, "Writing God: Milton, Diety and Discourse"*

Dr. Ivan Light (United States), Professor of Sociology, University of California at Los Angeles, Los Angeles, California - *a manuscript, "Globalization and Migration Networks: Immigration to Southern California, 1970-2000"*

Dr. Mary A. Littrell (United States), Mary B. Welch Distinguished Professor, Department of Textiles and Clothing, Iowa State University, Ames, Iowa - *a manuscript, "Textile Artisans of India: "Our Hands Are Our Future!" (with Marsha A. Dickson)*

Dr. Sergey Vladimirovich Lobachev (Russian Federation), Assistant Professor of History, School of International Relations, St. Petersburg, Russian Federation - *a study, "The Orthodox Church as a New Actor in Russian Foreign Policy"*

Mr. Max Jeremy Loppert (United Kingdom), Writer, Refrontolo, Italy - *a manuscript, "The Operas of Christoph Willibald Gluck"*

Dr. Xiaobo Lu (United States), Director, East Asian Institute, and Associate Professor of Political Science, Columbia University, New York, New York - *a study, "From Player to Referee: The Emergence of Regulatory State and Public Health in China"*

Dr. D. Soyini Madison (United States), Associate Professor, University of North Carolina, Chapel Hill, North Carolina - *a monograph, "Theatre for Development: Public Performance, Human Rights, and Economic Justice in Ghana, West Africa"*

Ms. Elena Silvia Maidana (Argentina), Professor of Communication, Posadas Misiones, Argentina - *an exhibition, "Map of Sound Journey" (with Monica Patricia Millan)*

Dr. Lydia Phindile Makhubu (Swaziland), Vice-Chancellor and Professor, University of Swaziland, Kwaluseni, Swaziland - *a manuscript, "Women in Science in Africa: A Situation Analysis"*

Dr. Somdatta Mandal (India), Reader in English, Visva Bharati University, Shantiniketan, India - *a study, "South Asian Diasporic Cinema: Texts and Contexts"*

THE ROCKEFELLER FOUNDATION
EMPLOYER ID No. 13-1659629
Form 990PF - 2004

Bellagio Study and Conference Center
Individual, Collaborative, and Parallel Residents – 2004

Dr. Pablo Martin-Acena (Spain), Professor of Economics and Economic History, Universidad de Alcala, Madrid, Spain - *a study, "The Finances of the Spanish Civil War: Soviet Aid to the Republicans and Nazi Support for Franco's Nationalists"*

Dr. John Alwyn Mathews (Australia), Professor of Management, Macquarie University, Sydney, NSW, Australia - *a paper, "Industrial Development in the Context of Globalization: Latecomer Firms Applying Strategies of Linkage and Leverage"*

Mr. Pablo Medina (United States), Director, Writing Program, New School University, New York, New York - *a novel, "Amadeo Terra's Last Sigh"*

Mr. Frederik Gerrit Meijer (Netherlands), Curator, Netherlands Institute for Art History, Den Haag, Netherlands - *a manuscript, "Jan Davidsz. de Heem (1606-1683/84): Monograph and Catalogue Raisonné"*

Ms. Monica Patricia Millan (Argentina), Visual Artist, Posadas Misiones, Argentina - *an exhibition, "Map of Sound Journey" (with Elena Silvia Maidana)*

Dr. David Albert Miller (United States), John F. Hotchkis Professor of English, University of California at Berkeley, Berkeley, California - *a manuscript, "Federico Fellini's '8 1/2': The Meaning and Unmeaning of Virtuosity"*

Dr. Helen V. Milner (United States), B.C. Forbes Professor of Politics and Public and International Affairs, Princeton University, Princeton, New Jersey - *a manuscript, "Globalization and Democratization: The Impact of Political Reform on the Global Integration of Nations through International Trade and the Internet"*

Dr. Virgil E. Moorefield (United States), Assistant Professor of Music Technology, Northwestern University, Evanston, Illinois - *music composition, "Crosstalk"*

Ms. Roz Mortimer (United Kingdom), Artist and Filmmaker, London, England - *a multi-channel video installation, "Passages" (with Robert F. Arnold)*

Ms. Christina M. Murray (South Africa), Professor of Constitutional and Human Rights Law, University of Cape Town, P/B Rondebosch, South Africa - *a manuscript, "Decentralization, Development and Democracy: Multi-level Government in South Africa" (with Richard E. B. Simeon)*

Dr. Anne Firth Murray (New Zealand), Consulting Professor, Stanford University, Stanford, California - *a book on critical issues in women's health and human rights*

Dr. Vitaly V. Naumkin (Russian Federation), President, International Center for Strategic and Political Studies, Moscow, Russian Federation - *a study, "Radical Islamic Organizations in Central Asia"*

Ms. Janet Neipris (United States), Professor; Chair , Graduate Studies, New York University, New York, New York - *a play, "Ikamva Labantu," based on grass-roots group of women who fought against apartheid*

THE ROCKEFELLER FOUNDATION
EMPLOYER ID No. 13-1659629
Form 990PF - 2004

Bellagio Study and Conference Center
Individual, Collaborative, and Parallel Residents – 2004

Rabbi Julia B. S. Neuberger (United Kingdom), Member of the House of Lords, Author, Broadcaster, and Social Commentator, London, England - *an analysis of the moral basis of social policy in modern Britain*

Dr. Barbara Jane Newman (United States), Professor of English and Religion, Northwestern University, Evanston, Illinois - *a poetic translation, "Frauenlob's 'Marienleich': A Goddess-Hymn from Medieval Germany"*

Dr. Jacob K. Olupona (United States), Professor and Director, African-American and African Studies Program, University of California at Davis, Davis, California - *a monograph, "African Immigrants and Their Religious Communities in America: Cultural Pluralism, Civil Society and a Nation of Immigrants"*

Dr. Lena Cowen Orlin (United States), Professor of English, University of Maryland, Baltimore County, Baltimore, Maryland - *a manuscript, "Locating Privacy in Tudor England"*

Dr. Carlos Ornelas (Mexico), Professor of Education and Communications, Universidad Autónoma Metropolitana, Coyoacan, Mexico City, Mexico - *a conceptual paper, "Enfranchising the Excluded: Equity and Compensatory Education in Mexico"*

Dr. Viorel Panaite (Romania), Associate Professor, University of Bucharest, Bucharest, Romania - *a manuscript, "Islamic Law of Peace and Trade: Western Merchants in the Ottoman Mediterranean"*

Ms. Claire Pentecost (United States), Associate Professor of Photography, School of the Art Institute of Chicago, Chicago, Illinois - *a photography and writing project, "Thinking with Food"*

Dr. Theda Perdue (United States), Professor of History, University of North Carolina, Chapel Hill, North Carolina - *a book-length study on Indian identity in North Carolina*

Dr. Silvana Perez (Brazil), Professor of Physics, Universidade Federal do Pará, Para, Brazil - *a journal article, "Thermal Field Theories on the Light-Front" (with Ashok K. Das)*

Ms. Toni B. Porter (United States), Director, Bank Street College of Education, New York, New York - *a manuscript, "Understanding Kith and Kin Child Care"*

Ms. Joanne Pottlitzer (United States), Writer, New York, New York - *a manuscript, "Symbols of Resistance: A Chilean Legacy"*

Dr. Eduardo Antonio Rabossi (Argentina), Professor of Philosophy, University of Buenos Aires, Buenos Aires, Argentina - *a study, "Ways of World-designing"*

Dr. José Ricardo G. P. Ramalho (Brazil), Professor of Sociology, Universidade Federal do Rio de Janeiro, Rio de Janeiro, Brazil - *an article, "Local Development and Worker Participation within a Context of New Investments by Multinational Enterprises in Brazil"*

THE ROCKEFELLER FOUNDATION
EMPLOYER ID No. 13-1659629
Form 990PF - 2004

Bellagio Study and Conference Center
Individual, Collaborative, and Parallel Residents – 2004

Dr. William Wright Rankin (United States), President, Global AIDS Interfaith Alliance, Larkspur, California - *a project, "A Religious Leader Training Scheme to Support People Infected or Affected by HIV/AIDS in Malawi, Central Africa"*

Dr. Nitya Rao (India), Lecturer, University of East Anglia, Norwich, England - *a manuscript, "Standing One's Ground: Gender and Land in the Santal Parganas, Jharkhand, India"*

Dr. Adele Reinhartz (Canada), Dean, Graduate Studies and Research, Wilfrid Laurier University, Waterloo, Ontario, Canada - *a manuscript, "Jesus of Hollywood"*

Dr. Jan Elizabeth Ritchie (Australia), Associate Professor in Health Promotion, University of New South Wales, Sydney, NSW, Australia - *a study, "Building Capacity for Better Health with Pacific Island Peoples"*

Dr. Lillian S. Robinson (United States), Professor of Women's Studies, Concordia University, Montreal, Quebec, Canada - *a manuscript, "Mixed Company: Mythologies of Interracial Rape"*

Dr. Catherine M. Robson (United Kingdom), Associate Professor of English, University of California at Davis, Davis, California - *a manuscript, "Heart Beats: Victorian Life and the Memorized Poem"*

Dr. Morris Rosenzweig (United States), Professor of Music, University of Utah, Salt Lake City, Utah - *music composition, "A Piano Cycle"*

Dr. Charles P. Royal (New Zealand), Director, Mauriora-ki-te-Ao/Living Universe Ltd., Wellington, New Zealand - *a manuscript, "Towards a New Vision for Mäori Knowledge"*

Ms. Beena Sarwar (Pakistan), Producer, Geo TV, Karachi, Pakistan - *a contemporary history of Pakistan*

Neil L. Schechter M.D. (United States), Director, Pain Relief Program, Connecticut Children's Medical Center, Hartford, Connecticut - *a critical review of the World Health Organization Guidelines on Cancer Pain and Palliative Care for Children (with Charles B. Berde)*

Mr. Stephen Allen Scott (United States), Professor of Music, Colorado College, Colorado Springs, Colorado - *music composition, "A New Song Cycle for Soprano and Bowed Piano Ensemble"*

Ms. Betty Shamieh (United States), Playwright, New York, New York - *a play, "Territories"*

Dr. Judith Shatin (United States), William R. Kenan Jr. Professor of Music, University of Virginia, Charlottesville, Virginia - *music composition, "Clave"*

Dr. Dennis Lynn Shirley (United States), Professor and Chair, Department of Teacher Education, Special Education and Curriculum and Instruction, Boston College, Chestnut Hill, Massachusetts - *a manuscript, "Building Social Capital to Improve Urban Education"*

THE ROCKEFELLER FOUNDATION
EMPLOYER ID No. 13-1659629
Form 990PF - 2004

Bellagio Study and Conference Center
Individual, Collaborative, and Parallel Residents – 2004

Dr. Richard E. B. Simeon (Canada), Professor of Political Science and Law, University of Toronto, Toronto, Ontario, Canada - *a manuscript, "Decentralization, Development and Democracy: Multi-level Government in South Africa" (with Christina M. Murray)*

Dr. Hagith Sivan (United States), Associate Professor of History, University of Kansas, Lawrence, Kansas - *a manuscript, "Communities of Conflicts. A History of Palestine in Late Antiquity"*

Mr. Floyd Skloot (United States), Writer, Amity, Oregon - *a memoir in the form of inter-connected essays, "Fragmentary Blue"*

Dr. Paul M. Sniderman (United States), Fairleigh S. Dickinson Jr. Professor of Public Policy & Dept. Chair, Stanford University, Stanford, California - *a manuscript, "Muslims, Multiculturalism and Identity Politics" (with Louk Hagendoorn)*

Ms. Ana Solari (Uruguay), Professor, School of Communication, University ORT, Montevideo, Uruguay - *a novel, "Tarde de Compras"*

Dr. Elizabeth S. Spelke (United States), Professor of Psychology, Harvard University, Cambridge, Massachusetts - *a manuscript, "Core Knowledge"*

Dr. Paul Russell Spickard (United States), Professor of History, University of California at Santa Barbara, Santa Barbara, California - *a manuscript, "Almost All Aliens: Immigration, Race, and Colonialism in American History and Identity"*

Father Chandra L. Sriram (United States), Lecturer, University of St. Andrews, Fife, Scotland - *a study, "Armed Non-state Actors and International Law: Bridging the Gap"*

Ms. Irene Anne Staunton (Zimbabwe), Publishing Director, Weaver Press, Harare, Zimbabwe - *a project, "Oral History. Contemporary Voices"*

Prof. Robert W. Stephens (United States), Director, Institute for African-American Studies, and Professor of Music, University of Connecticut, Storrs, Connecticut - *a study, "Sacred Sound for the Soul: Religion, Music, and History in Afro-Cuban Culture"*

Dr. Nancy E. Stoller (United States), Professor of Community Studies, University of California at Santa Cruz, Santa Cruz, California - *a manuscript, "Prison Pains: Incarceration and Health"*

Ms. Mary Ellen Strom (United States), Professor, School at the Museum of Fine Arts, Boston, Massachusetts - *a theatrical work, "Cake" (with Ann M. Carlson)*

Dr. Ronald Grigor Suny (United States), Professor of Political Science and History, University of Chicago, Chicago, Illinois - *a paper, "The Emotions of National Identity and Ethnic Conflict"*

Dr. Andrej Jaroslaw Szahaj (Poland), Professor and Vice-Director, Institute of Philosophy, Nicolaus Copernicus University, Torun, Poland - *a manuscript, "In Search of Postmodern Liberalism"*

THE ROCKEFELLER FOUNDATION
EMPLOYER ID No. 13-1659629
Form 990PF - 2004

Bellagio Study and Conference Center
Individual, Collaborative, and Parallel Residents – 2004

Mr. Peter Pearmain Thomson (United States), Independent Journalist, Boston, Massachusetts - *a manuscript, "Blue Crescent: A Journey to Lake Baikal and the Heart of Russia"*

Dr. Natasha D. Trethewey (United States), Associate Professor of English and Creative Writing, Emory University, Atlanta, Georgia - *a collection of poems, "Native Guard"*

Dr. Thomas Tufte (Denmark), Assocaite Professor, Roskilde University, Roskilde, Denmark - *a manuscript, "AIDS: The Communication Challenge of Our Time"*

Dr. Clara Tuite (Australia), Senior Lecturer, University of Melbourne, Melbourne, Victoria, Tuite - *a manuscript, "Scandalous Celebrity: Romantic Literary Fame and the Emergence of Modern Literary Culture, 1798-1910"*

Dr. Christopher W. Tyler (United Kingdom), Associate Director, Smith-Kettlewell Eye Research Institute, San Francisco, California - *a print and multimedia edition of Kubovy's book, "The Psychology of Perspective and Renaissance Art" (with Michael Kubovy)*

Dr. John Andrew van Zyl (South Africa), Managing Director, Applied Broadcasting Centre Ulwazi, Johannesburg, South Africa - *a manuscript, "Community Radio: The Voice of Civil Society"*

Ms. Jan Wade (Canada), Visual Artist, Vancouver, BC, Canada - *artwork, "The Fecundating Matrix: The Duality of Symbols and Their Meanings"*

Dr. James W. Walker (Canada), Professor of History, University of Waterloo, Waterloo, Ontario, Canada - *an article, "Hate Propaganda, Freedom of Expression and Racial Equality: The Canadian Solution"*

Ms. Gail M. Wight (United States), Assistant Professor of Art, Stanford University, Stanford, California - *artwork, "The Brides of Frankenstein: Portraits of a Social Phenomenon"*

Dr. Douglas L. Wilson (United States), Co-Director, Lincoln Studies Center, Knox College, Galesburg, Illinois - *a manuscript, "Lincoln's Sword: Abraham Lincoln's Presidential Writing"*

Dr. Rolf Martien Wolfswinkel (Netherlands), Professor of History, New York University, New York, New York - *translation and organization of oral histories of women, "Reconstruction and Reconciliation in Post-Apartheid South Africa" (with Jacqueline Anne Jaffe)*

Dr. Chantal Zabus (Belgium), Professeur des Universités, Université de Paris 13, Villetaneuse-Paris, France - *a study, "Between Rites and Rights: Excision in Women's Experiential Texts and Human Contexts"*

Employer ID No. 13-1659629
Form 990PF - 2004

DEPRECIABLE ASSETS and DEPRECIATION EXPENSE

	Allocation % **	Book Value on 1/1/04	Allocation Adjustment	Additions	Depreciation	Book Value on 12/31/04	Market Value Adjustment*	Fair Market Value on 12/31/04
Depreciable assets held for charitable puposes								
New York Office:	94.50%	22,701,869	(725,922)	111,043	(1,231,338)	20,855,653	30,541,326	51,396,979
Bellagio, Italy								
Land & Buildings (at nominal amount)		1		0	0	1	0	1
Subtotal		22,701,870	(725,922)	111,043	(1,231,338)	20,855,654	30,541,326	51,396,980
Depreciable assets held for investment purposes (Part X, line 1.C)	5.50%	553,102	725,922	6,463	(71,665)	1,213,822	1,777,538	2,991,360
TOTAL (Part II, line 14)		23,254,972	0	117,506	(1,303,003)	22,069,476	32,318,864	54,388,340

* Based on appraisal performed as of December 31,2004
** Allocation % based occupied space per square footage.

THE ROCKEFELLER FOUNDATION
MASTER DEPRECIATION SCHEDULE
2004

Description of Property		Date acquired	Basis (cost)	Depreciation allowed or allowable in earlier years	Life or rate	Deduction for this year*	Net Book Value
Computer hardware & software							
		1999	24,177	22,841	5	1,336	(0)
		2000	12,720	9,537	5	2,552	632
		2001	5,167	2,579	5	1,036	1,552
		2002	7,758	2,479	5	1,556	3,723
		2003	0	0	5	0	0
		2004	78,827	0	5	8,208	70,619
subtotal			128,648	37,436		14,687	76,525
Equipment							
		1999	64,409	57,471	5	6,937	0
		2000	182,993	126,370	5	36,698	19,925
		2001	24,365	12,362	5	4,886	7,117
		2002	25,815	7,288	5	5,177	13,350
		2003	10,145	2,035	5	2,035	6,076
		2004	15,798	0	5	2,526	13,272
			323,525	205,526		58,259	59,740
Furniture & Fixtures		1994	1,893,210	1,845,880	10	47,330	0
	***	1994	3,623	3,261	10	362	(0)
		1995	67,718	60,946	10	6,772	0
		1996	8,381	6,704	10	1,677	(0)
		1997	1,116	712	10	112	292
		1998	65,888	35,742	10	6,607	23,540
		1999	4,922	2,421	10	494	2,008
		2000	442,510	162,334	10	44,372	235,803
		2001	5,715	1,398	10	573	3,744
		2002	9,751	1,619	10	978	7,154
		2003	0		10	0	0
		2004	7,500		10	1,385	6,115
			2,510,334	2,121,017		110,662	278,655
Building - 420 5th Avenue		1994	27,033,155	5,857,185	45	600,737	20,575,233
	***	1994	356,055	71,208	45	7,912	276,935
		1995	268,672	53,730	45	5,970	208,972
	****	1995	10,805	1,920	45	240	8,645
		1996	48,284	8,584	45	1,073	38,627
		1997	31,985	4,535	45	713	26,738
		1998	42,171	5,156	45	940	36,075
		1999	76,186	7,450	45	1,697	67,039
		2000	2,459,579	1,804,590	5	493,264	161,725
		2001	239,335	14,118	45	5,333	219,884
		2002	22,670	1,855	45	1,180	19,635
		2003	0	0	45	0	0
		2004	15,382	0	45	335	15,047
			30,604,279	7,830,331		1,119,395	21,654,553
	TOTAL		$33,566,787	$10,194,310		$1,303,003	$22,069,475

*** Included as asset purchase in 1994, to be depreciated starting in 1995
****Included as an asset purchase in 1995, to be depreciated starting in 1996

STATEMENT #18

THE ROCKEFELLER FOUNDATION
Employer ID No. 13-1659629
Form 990PF 2004

FURNISHING OF GOODS, SERVICES AND FACILITIES

The Rockefeller Foundation regularly holds conferences relating to its exempt purposes at a Study and Conference Center located in Bellagio, Italy The Foundation furnished food and lodging to seventeen government officials in 2004 (see attached); however, before providing such benefits, the Foundation secured a ruling from the Internal Revenue Service that such transactions were not acts of self-dealing. See copy of IRS ruling dated April 1, 1975 attached.

THE ROCKEFELLER FOUNDATION
EMPLOYER ID No. 13-1659629
Form 990PF 2004

Government Officials Attending Bellagio Conferences or Teams 2004

BERTRAM, Robert (M) USA – Leader, International Research and Biotechnology United States Agency for International Development, Washington, DC. (Restructuring the CGIAR. An Alliance between the International Rice Research Institute and the International Maize and Wheat Improvement Center, September 13 to 17)

DAVIDSON, Frances R. (F) USA – Infectious Disease and Nutrition, Office of Health, Global Health Bureau, USAID, Washington, DC. (Indigenous People's Food Systems for Health Promotion, July 12 to 17)

FINBERG, Max (M) USA – Special Assistant to Ambassador Tony All, U.S. Mission to the United Nations Agencies, Rome, Italy (Communication and Poverty Reduction Strategies by the Year 2015, November 8-12)

GEALY David (M) USA – Dale Bumpers National Rice Research Center; USDA-ARS, Stuttgart Arkansas. (Crop Ferality and Volunteerism: A Threat to Food Security in the Transgenic Era, May 24 to 29)

HRYNKOW Sharon (F) USA – Acting Director, Fogarty International Center, National Institutes of Health, Bethesda, Maryland. (Developing a Global Health Research Collaborative among the Major National Health Research Agencies, February 23 to 27)

KEHOE, Gregory (M) USA – Director, Department of Justice and Defense, Regime Crimes Liaison Office, United States Embassy Baghdad, Iraq. (Global Dialogues on Transitional Justice: Human Rights and Transitional Justice in Iraq, November 2 to 6)

KOENIG, Mark (M) USA – Senior Media Advisor, Civil Society Division, Office of Democracy and Governance, U.S. Agency for International Development, Washington, DC. (Communication and Poverty Reduction Strategies by the Year 2015, November 8-12)

LESHAN, Tim (M) USA – Deputy Branch Chief, Office of Communications and Education, National Human Genome Research Institute, Bethesda, Maryland. (Trilateral Workshop on Intellectual Property in Genomic and Protein Research and Innovation, December 13 to 17)

MAZZA, Anne Marie (F) USA – Director, Science, Technology and Law Program, National Academies; Washington, DC. (Trilateral Workshop on Intellectual Property in Genomic and Protein Research and Innovation, December 13 to 17)

McPEAK, Sunne Wright (F) USA – Secretary Business Transportation and Housing Agency State of California, Sacramento, California. (Finding the Right Balance in Community Economic Development September 15 to 19)

MERRILL, Stephen A. (M) USA – *Organizer* Executive Director, Board on Science, Technology and Economic Policy National Academies, Washington, DC. (Trilateral Workshop on Intellectual Property in

THE ROCKEFELLER FOUNDATION
EMPLOYER ID No. 13-1659629
Form 990PF 2004

Government Officials Attending Bellagio Conferences or Teams 2004

Genomic and Protein Research and Innovation, December 13 to 17)

MORRIS, Sharon (F) USA – Senior Advisor, Office of Conflict Management and Mitigation, United States Agency for International Development, Washington, DC. (Democratic Institutions and Processes and Civil War, June 7 to 11)

NORVELL, John (M) USA – Director, Protein Structure Initiative, National Institute of General Medical Sciences, National Institutes of Health, Bethesda, Maryland. (Trilateral Workshop on Intellectual Property in Genomic and Protein Research and Innovation, December 13 to 17)

OGE, Margo (F) USA – Director, Office of Transportation and Air Quality U.S. Environmental Protection Agency Washington, DC. (Global Strategies to Reduce the Environmental Impact of Motor Vehicles, October 18 to 22)

PEDERSON, Sally (F) USA – Lieutenant Governor, Des Moines, Iowa. (Leaving No Child Behind in the Third Millennium, February 2 to 6)

SCHANTZ, Peter (M) USA – Epidemiologist, Division of Parasitic Diseases, Centers for Disease Control and Prevention, Atlanta, Georgia. (Establishing a Global Program for Combating Cysticercosis, September 6 to 10)

SPEER, Stacey (F) USA – Program Associate, Science, Technology and Law Program, National Academies, Washington, DC. (Trilateral Workshop on Intellectual Property in Genomic and Protein Research and Innovation (December 13 to 17)

THE ROCKEFELLER FOUNDATION
EMPLOYER ID No. 13-1659629
Form 990PF 2004

Government Officials Attending Bellagio Conferences or Teams 2004

BERTRAM, Robert (M) USA – Leader, International Research and Biotechnology United States Agency for International Development, Washington, DC. (Restructuring the CGIAR. An Alliance between the International Rice Research Institute and the International Maize and Wheat Improvement Center, September 13 to 17)

DAVIDSON, Frances R. (F) USA – Infectious Disease and Nutrition, Office of Health, Global Health Bureau, USAID, Washington, DC. (Indigenous People's Food Systems for Health Promotion, July 12 to 17)

FINBERG, Max (M) USA – Special Assistant to Ambassador Tony All, U.S. Mission to the United Nations Agencies, Rome, Italy (Communication and Poverty Reduction Strategies by the Year 2015, November 8-12)

GEALY David (M) USA – Dale Bumpers National Rice Research Center; USDA-ARS, Stuttgart Arkansas. (Crop Ferality and Volunteerism: A Threat to Food Security in the Transgenic Era, May 24 to 29)

HRYNKOW Sharon (F) USA – Acting Director, Fogarty International Center, National Institutes of Health, Bethesda, Maryland. (Developing a Global Health Research Collaborative among the Major National Health Research Agencies, February 23 to 27)

KEHOE, Gregory (M) USA – Director, Department of Justice and Defense, Regime Crimes Liaison Office, United States Embassy Baghdad, Iraq. (Global Dialogues on Transitional Justice: Human Rights and Transitional Justice in Iraq, November 2 to 6)

KOENIG, Mark (M) USA – Senior Media Advisor, Civil Society Division, Office of Democracy and Governance, U.S. Agency for International Development, Washington, DC. (Communication and Poverty Reduction Strategies by the Year 2015, November 8-12)

LESHAN, Tim (M) USA – Deputy Branch Chief, Office of Communications and Education, National Human Genome Research Institute, Bethesda, Maryland. (Trilateral Workshop on Intellectual Property in Genomic and Protein Research and Innovation, December 13 to 17)

MAZZA, Anne Marie (F) USA – Director, Science, Technology and Law Program, National Academies; Washington, DC. (Trilateral Workshop on Intellectual Property in Genomic and Protein Research and Innovation, December 13 to 17)

McPEAK, Sunne Wright (F) USA – Secretary Business Transportation and Housing Agency State of California, Sacramento, California. (Finding the Right Balance in Community Economic Development September 15 to 19)

MERRILL, Stephen A. (M) USA – *Organizer* Executive Director, Board on Science, Technology and Economic Policy National Academies, Washington, DC. (Trilateral Workshop on Intellectual Property in

THE ROCKEFELLER FOUNDATION
EMPLOYER ID No. 13-1659629
Form 990PF 2004

Government Officials Attending Bellagio Conferences or Teams 2004

Genomic and Protein Research and Innovation, December 13 to 17)

MORRIS, Sharon (F) USA – Senior Advisor, Office of Conflict Management and Mitigation, United States Agency for International Development, Washington, DC. (Democratic Institutions and Processes and Civil War, June 7 to 11)

NORVELL, John (M) USA – Director, Protein Structure Initiative, National Institute of General Medical Sciences, National Institutes of Health, Bethesda, Maryland. (Trilateral Workshop on Intellectual Property in Genomic and Protein Research and Innovation, December 13 to 17)

OGE, Margo (F) USA – Director, Office of Transportation and Air Quality U.S. Environmental Protection Agency Washington, DC. (Global Strategies to Reduce the Environmental Impact of Motor Vehicles, October 18 to 22)

PEDERSON, Sally (F) USA – Lieutenant Governor, Des Moines, Iowa. (Leaving No Child Behind in the Third Millennium, February 2 to 6)

SCHANTZ, Peter (M) USA – Epidemiologist, Division of Parasitic Diseases, Centers for Disease Control and Prevention, Atlanta, Georgia. (Establishing a Global Program for Combating Cysticercosis, September 6 to 10)

SPEER, Stacey (F) USA – Program Associate, Science, Technology and Law Program, National Academies, Washington, DC. (Trilateral Workshop on Intellectual Property in Genomic and Protein Research and Innovation (December 13 to 17)

THE ROCKEFELLER FOUNDATION
420 Fifth Avenue
New York, N.Y. 10018-2702

Employer ID No. 13-1659629
Form 990-PF - 2004

Part XV, LINE 2, SUPPLEMENTARY INFORMATION

(a) Requests for grants should be sent to:

Ms. Lynda Mullen, Secretary
The Rockefeller Foundation
420 Fifth Avenue
New York, NY 10018-2702
(212) 869-8500

(b) No special form is required in making a request for funding from the Foundation. An letter of inquiry should include:

- a brief description of the project, with clearly stated plans and objectives;
- a plan for the total funding of the project during, and where applicable after, the proposed grant period;
- a listing of the applicant's qualifications and accomplishments.

(c) Letters of inquiry may be submitted at any time.

(d) The Foundation operates within the following program themes: Creativity & Culture, Food Security, Health Equity and Working Communities. A cross-theme of Global Inclusion supports, promotes and supplements the work of these themes. In addition, the Foundation supports a number of regional and special programs, including the Africa Regional Program, the Southeast Asia Regional Program, and the North America Regional Program.

(For additional information see Program Theme Guidelines following this page.)

OVERVIEW

The Rockefeller Foundation is a knowledge-based, global foundation with a commitment to enrich and sustain the lives and livelihoods of poor and excluded people throughout the world.

In order to maximize its resources and leverage the Foundation's strengths, grantmaking is organized around four thematic lines of work: Creativity & Culture, Food Security, Health Equity and Working Communities. A cross-theme of Global Inclusion supports, promotes and supplements the work of these themes.

In addition, the Foundation supports a number of regional and special programs, among them the Africa Regional Program and the Southeast Asia Regional Program. We also offer a unique place for study and creative endeavor through our Bellagio Study and Conference Center in northern Italy.

The challenges confronting poor and excluded people are too numerous, complex and massive to be addressed by any single foundation alone. We must continue to emphasize the creation and support of global partnerships, alliances and collaboratives to effect positive change in the daily lives of poor people. The Foundation will continue to join forces with governments, industry, other foundations, and nongovernmental organizations to ensure that poor people are included in decisions that affect their lives.

Following are more specifics on the Foundation's programs.

Contacting the Foundation about grants

The Rockefeller Foundation works to enrich and sustain the lives and livelihoods of poor and excluded people throughout the world.

The Foundation is a proactive grantmaker—that is, the staff seek out opportunities that will advance the Foundation's long-term goals rather than responding to unsolicited proposals. Foundation staff receive more than 8,000 unsolicited proposals each year, more than 75 percent of which cannot be considered because their purposes fall outside the Foundation's program guidelines.

The Foundation strongly discourages unsolicited grant proposals. We do not use an application form or standard format for proposals. Organizations seeking funding should carefully review the Foundation's grantmaking guidelines shown below (or visit the Foundation's Web site at www.rockfound.org) to determine if their project aligns with the Foundation's strategic interests. A short letter of inquiry can be addressed to the director of the subject area of interest, Rockefeller Foundation, 420 Fifth Avenue, New York, N.Y. 10018. Inquiries can also be sent electronically to the e-mail addresses listed after each description below.

Letters of inquiry should briefly describe the purpose of the project for which funds are being requested; the issues the proposed project will address; information about the organization; estimated budget and period for which funds are being requested; and qualifications of key personnel involved in the project.

Letters of inquiry will be considered as they are received throughout the year. Inquiries take from six to eight weeks for review. Organizations submitting inquiries that align with the interests of the Foundation may be asked to submit a proposal.

As a matter of policy, the Foundation does not give or lend money for personal aid to individuals or, except in rare cases, provide general institutional support, fund endowments, or contribute to building and operating funds.

ABOUT THE PROGRAMS

THEMES

Creativity & Culture

Goal: To give full expression to the creative impulses of individuals and communities in order to enhance the well-being of societies and better equip them to interact in a globalized world.

Culture and artistic expression serve as both barometers of the quality of people's lives and livelihoods, and as agents for improving them. Cultural workers—ranging from humanities scholars to traditional African griots and artists—serve as catalysts for comprehending and addressing the needs and aspirations of individuals and communities. Their role and the roles of their institutions are essential to preserving community traditions and memories, and to provide critical commentary about a rapidly changing world. Cultural workers and artists are vital to community resiliency as they help people withstand and respond to the stresses of poverty, migration, violence and discrimination.

Globalization, flowing on the currents of new technologies, can place creativity at risk as well as offer new avenues for expression. Technology can capture and provide new energy to threatened traditions by offering renewed strength to communities, and also give life to altogether new, borderless "imagined communities" that unite people through shared experiences. At the same time, globalization can lead to the homogenization of cultures and may undermine cultural diversity.

As it has throughout most of its history, the Rockefeller Foundation bases its support for the arts and humanities on the conviction that societies are enriched by the free expression of creative individuals. So as to address today's challenges of globalization, the Foundation aims to enhance the creativity of individuals and communities through the preservation and renewal of the cultural heritage of poor and excluded people, the engagement of artists and humanists in the creation of democratic and inclusive societies, and the support of diverse creative expression and experiments with the new digital technologies.

FUNDING GUIDELINES

Creativity & Culture's grantmaking falls into several areas:

Understanding Cultural Contexts and Frameworks: Initiatives that seek to measure the role culture plays in building community, promote greater fairness in the ownership and control of knowledge and build channels from communities to established institutions and scholarly and policymaking bodies.

Linking Theory to Practice: Initiatives to transform and strengthen institutions by leveraging the cultural, creative and intellectual assets of people commonly marginalized by social and globalizing processes.

Support for Artists: Initiatives to support diverse creative expression in the arts and humanities by fostering the work of creative artists in the performing arts whose work reflects the boldest explorations in intercultural and/or international representation.

Support is provided to preserve and strengthen threatened traditional art forms in Southeast Asia; to help communities recover and interpret cultural materials, such as literary or religious texts and oral histories; and to examine the role that memory, history and imagination play in helping communities withstand and adapt to the stresses of poverty, exclusion and violence.

The theme has also funded an exploration to create environments that encourage new media collaborations between the artistic, scientific and technological communities, and to engage humanists and social scientists to probe the meaning of the cultural expression and new forms of social organization enabled by the Internet.

Inquiries at:
creativity@rockfound.org or fax (212) 852-8438.

Food Security

To improve the food security of the rural poor through the generation of agricultural innovations, institutions and policies that will provide sustainable livelihoods in areas of sub-Saharan Africa and Asia bypassed by the Green Revolution.

Food security—all people having enough food to carry on normal activities at all times—will continue to be a central challenge for millions of households, numerous countries and at least one continent, Africa, over the next half century. Of the 5.1 billion people living in developing countries, 3 billion live in rural areas, most of them dependent on agriculture for their livelihoods. Currently, about 800 million people remain undernourished and roughly 24,000 people die each day from hunger and hunger-related causes.

Most of those who remain undernourished live in regions bypassed by the agricultural advances of the Green Revolution that contributed to dramatic improvements in food security for the majority of the world's people. Living on land that is often lower in natural agricultural potential, having few formal educational opportunities and little access to technology, these farming families, concentrated in sub-Saharan Africa, and less-favored parts of Asia and Latin America, remain in poverty.

To help these farm families move out of poverty, Foundation grantees are generating agricultural innovations, including more dependable and sustainable farming practices, and new crop varieties developed for the specific environmental and socioeconomic conditions under which the poor farm.

Our grantees are engaging the farmers themselves as participants in scientific investigations and in the development of new technologies to meet their needs.

The ability of local organizations to access and move key institutional, policy and technological levers is critical to the success of this process. To foster development of local, national and international policies that will increase the productivity, stability and sustainability of smallholder agriculture, the Foundation seeks to empower and invigorate institutions that provide goods and services to poor farmers.

FUNDING GUIDELINES

Food Security's grantmaking falls into four areas:

International Public Goods for Poor Farmers seeks to ensure that national scientists and others working on behalf of small-scale farmers have access to the best knowledge, scientific tools, plant genetic resources and scientific networks available worldwide.

Enhanced Soil Productivity and Improved Crop Varieties draw on these international resources and work in concert to increase farm productivity. The Soils Area of Work uses modern science to assess the nutrient status of soils at the farm level. Innovative farming practices are then used to supply the missing nutrients and increase the yield potential of each field. The Crops Area of Work uses advanced biotechnology, conventional plant breeding and knowledge of on-farm production constraints to develop new crop varieties that are resistant to the pests, diseases and environmental stresses that cause yield losses. Together, enhanced soil fertility and more resilient crop varieties result in increased crop production.

Markets to Raise Incomes of Poor Farmers seeks to build and make more equitable both the input markets that can deliver improved seeds and other new technologies to farmers, and the output markets that enable farmers to convert surplus production into increased profits.

Please see the Foundation's Web site for more information.

Inquiries at:
food@rockfound.org or fax (212) 852-8442.

Health Equity

Goal: To advance global health equity by pursuing the reduction of avoidable and unfair differences in the health status of populations.

The 20th century generated tremendous technological, economic and social change, of which one result has been a dramatic increase in both life expectancy and quality of life. Yet the majority of these advances have accrued to a very small fraction of humankind. Progress in health has not been equally distributed, either among or within countries.

These disparities in health achievement arise because of a host of factors including, genetic predisposition, crowded living conditions, environmental exposures, food insecurity and inadequate access to health care. While some of these health inequalities may be considered reasonable or unavoidable, others are deemed unjust and therefore inequitable. Making this distinction involves an ethical notion of fairness. There is equity in health when individuals are able to attain their full health potential regardless of age, gender, race or socioeconomic circumstances.

Health-product market failures, crumbling health systems in the wake of health-care reform and a myriad of looming health threats have combined to generate inequities in health that the Foundation is working to address by harnessing the new sciences, resourcing public health and strengthening global leadership.

Since its creation, the Rockefeller Foundation has pursued scientific approaches to global health—from pioneering strategies for disease control and establishing the first schools of public

health and tropical medicine, to fostering such new disciplines as molecular biology. The Foundation's grantees' accomplishments are many, including research leading to the discovery of penicillin and the yellow-fever vaccine, for which a staff member won a Nobel Prize.

The Foundation's Health Equity theme envisions a "new health world" whereby poor and excluded people can achieve their full health potential. To help achieve this, the Foundation seeks to counter health-product market failures with advocacy, capacity building and support for specific product initiatives. Much of this work is being done through public/private partnerships, including a new alliance to accelerate tuberculosis drug development and a partnership to speed the development of safe, effective microbicides—substances that can substantially reduce transmission of HIV and other sexually transmitted infections. The importance of partnerships is underscored by the creation and funding, by a broad community of global foundations, of a pilot program in AIDS prevention and care. The program, known as Mother-To-Child Transmission of HIV or MTCT–Plus, builds on the opportunity of preventing HIV transmission from mother to child by extending care to the mothers, thereby increasing the chances of survival for infected mothers and diminishing the incidence of orphanhood.

FUNDING GUIDELINES

Health Equity's grantmaking falls into the following areas:

Harnessing the New Sciences aims (a) to accelerate research for products to alleviate suffering from diseases of the poor; (b) to foster greater public- and private-sector responsibility and collaboration in product development; and (c) to ensure that the resulting products are affordable, acceptable and available to the poor in developing countries.

Learning Health Systems: Strengthening systems for human resources for health and designing effective systems of knowledge exchange and translation will help create an environment for "health systems that learn" while solving problems, thereby helping to create more effective and equitable health systems.

Rising to the Challenge of AIDS: Policies and programs that address structural inequities in gender and sexual power dynamics and inequities from marginalization and poverty will lead to more equitable and effective responses to the HIV/AIDS epidemic in sub-Saharan Africa.

Inquiries at:
health@rockfound.org or fax (212) 852-8279, or refer to the Foundation Web site.

Working Communities

Goal: To transform poor urban neighborhoods into working communities—safe, healthy and effective neighborhoods—by increasing the amount and quality of employment, improving the quality of all urban schools, and increasing the influence and voice of the poor and excluded in political decisions that affect their lives.

The mix of productive work, quality education and racial equity makes a working community. Employment provides the material means of support for individuals, structures their daily lives and engenders fulfillment or frustration. Education and training determine access to meaningful employment with advancement potential. Racial equity ensures that all residents have access to

the means necessary to achieve stable livelihoods and become full and productive members of the community.

In its effort to make this vision a reality in the United States, the Foundation faces a multitude of challenges. For example:

- Despite sustained U.S. economic growth throughout the 1990s, one in every eight persons remains in poverty.
- Income inequality in the United States is the highest among all industrialized nations, due, in part, to the decline in real wages of low-skilled workers.
- Poverty is primarily an urban phenomenon: three-fourths of the poor live in metropolitan areas, and central U.S. cities are home to half of the nation's poor.
- Poverty weighs more heavily on minorities and non-English speakers—a quarter of all African-Americans and a fifth of Latinos are poor; half of the foreign-born are poor.
- An estimated third of public schools that are failing to teach are in central cities, and teachers continue to report that they are unprepared to teach growing numbers of minority and new English-language learners.

The Foundation supports three areas of activity to improve these conditions: public policies with explicit goals to eliminate or reduce inequities and disparities in education, employment and civic participation; competent public and private organizations to implement and sustain such policies and programs; and detailed practical knowledge and research about which programs work, which do not, and with what costs and benefits.

Partnerships and public/private initiatives will continue to play an important role in addressing the plight of urban neighborhoods. For example, spurred by the foundations that started the National Community Development Initiative (NCDI) and the Ford Foundation—and by such federal policies as the Community Reinvestment Act and the low-income housing tax credit, multibillion-dollar investments were made in housing and community development. With these resources, community development corporations have created hundreds of thousands of units of affordable housing in inner-city neighborhoods.

The Foundation continues support for strategies to improve wages, employment and economic opportunities for the working poor. This includes funding of research and policy analysis, as well as grassroots initiatives to improve employment access and job opportunities for low-skilled urban residents—such as innovative, paid community-service jobs and more effective training and placement services for low-income people. Funding also supports a rigorous experiment aimed at increasing employment rates among public-housing residents.

In 2001, the Foundation completed its partnership with the Comer School Development Program, after a decade of funding that helped it expand to more than 700 schools and train thousands of educators and school administrators nationwide. Broadly, the experience of the school-reform movement and evaluations of Foundation-led initiatives have led to the conclusion that adequate financial resources are critical to any strategies to improve educational outcomes for all children. The Foundation will examine and build models of education-finance reform and accountability that can address current disparities in educational resources and student achievement.

FUNDING GUIDELINES

Working Communities supports work in the following areas:

Adequate School Financing: Ensuring adequate financing for urban schools that serve low-income and minority children will necessitate research, model-building, public mobilization and communication investments in grantees in order to impact the way public education is financed and administered at the state level.

Building Mixed Income Communities: New public policies, evidence building and advocacy will be required if we are to expand the production and preservation of affordable housing (particularly for extremely low-income households), increase private-sector investment in low-income neighborhoods and spread the benefits of regional economic development.

Encouraging Economic Resiliency: Improving employment opportunities and working conditions for low-skilled workers will require new employment and workforce policies and practices that result in a more constructive relationship between employers, training providers and government.

Inquiries at:
work@rockfound.org or fax (212) 852-8273, or refer to the Foundation Web site.

CROSS-THEME

Global Inclusion

Goal: To help broaden the benefits and reduce the negative impacts of globalization on vulnerable communities, families and individuals around the world.

In an age of continuous and rapid change, it is essential to the work of the Foundation that we maintain a constant analytical vigil seeking to identify and understand the impacts of global trends, especially those that impact the lives of poor people, before or as soon as they occur. The Foundation's Global Inclusion cross-theme monitors the pace and scale of change in all four of our themes while it also works to build a deeper appreciation of the complexity and diversity of human experience. Global Inclusion supports, promotes and supplements all four of the Foundation's thematic lines of work.

Reaching across boundaries of discipline and experience, Global Inclusion provides analyses of global trends and policy issues, and stimulates and incubates work among the themes that seeks a comprehensive, holistic approach to enriching the lives and livelihoods of poor communities.

By analyzing, interpreting and debating important global trends and issues in poverty and exclusion, ranging from protests against scientific innovations and protection of indigenous rights, to migration restrictions in the face of liberalizing cross-border trade, Global Inclusion helps position the Foundation on a complex array of crosscutting policy and strategic concerns.

At any moment, a discrete issue or a few selected issues affect each of the Foundation's themes and demands an overarching response that acknowledges the interconnected and intertwined themes of people's lives—their health, food, work and creative expression. One example involves the Foundation's commitment to the promotion of science and technology to help enrich the lives of poor people. The cross-theme is engaged in finding an appropriate set of positions in

many of the public-policy and scientific debates that emerge from the tension between science and society.

FUNDING GUIDELINES

Global Inclusion makes connections among the four themes, regional offices and special programs, tackling issues that connect the themes and their constituencies and identifying ways to strengthen the linkages between them. It seeks to frame issues and focus public will and resources on critical world issues. Grantmaking is designed to encourage a more open and productive atmosphere in current global debates and to enhance the participation and voice of developing-country actors in policymaking.

Global Inclusion makes grants according to the following lines of work:

Intelligence on Global Trends: To identify and examine new trends and developments that may have an impact on poor and excluded people.

Building Support for Global and Regional Policies to Benefit the Poor: To inform and build consensus around global polices (such as intellectual property and trade and development) that benefit poor people and countries.

Inquiries at:
global@rockfound.org or fax (212) 852-8461, or refer to the Foundation Web site.

REGIONAL PROGRAMS

Africa Regional Program

Goal: To contribute to the revitalization of the African continent by building the required human and institutional capacity and providing critical information that will promote effective policies and programs to improve the lives and livelihoods of the poor.

The Rockefeller Foundation's Africa Regional Program is based on the premise that equitable social and economic development that benefits the majority of Africans requires a new generation of committed leaders who know how to harness the opportunities presented by globalization, social institutions and policies to ensure that benefits accrue directly to the poor and enable an environment for business and social entrepreneurship to flourish.

The program supports the broader work of the Foundation in Africa by strengthening the institutional context in which the themes do their work, and by reinforcing the quantity and quality of human capital on the continent that is available and willing to work for more equitable and sustainable development. It supports the creation of a solid information base for policy analysis and informed decision making in agriculture, education, health and population, and endeavors to enhance the interest of the emerging African private sector in the needs of the poor.

Africa's dual challenge in education is both to provide access to universal primary education of a good quality for a young and growing population and to upgrade its higher-education system. To become skilled in national governance, and users and innovators of sophisticated technology, Africa's daughters and sons require an increase in educational opportunities at all levels. The Foundation's efforts in Higher Education endeavor to strengthen the ability of African universities to contribute to social, economic and political progress in the continent. In

Uganda, for example, the Foundation is working with Makerere University to address the human-capacity needs of decentralized governance.

The program supports research that informs and guides policy and practice aimed at addressing the needs of the poor. Democratization and increased accountability of elected leaders is increasing the local demand for evidence-based decision making. The Foundation funds grantees whose work informs policy development, program design and resource allocation by providing local-level, multifaceted information on food, work, health and other human conditions that is needed to understand and address the root causes of poverty. The mapping of poverty in all its dimensions, by piecing together the huge amounts of data collected regularly by statistical offices and other research institutions in Africa, will empower local policymakers to develop a sound understanding of problems and hence to design more realistic solutions.

Recognizing that long-term solutions to the problems of Africa's poor require sustained economic development, which, in turn, requires peace and political stability, democracy, a strong private sector and a host of other critical fundamentals, the Foundation supports enabling partnerships between the key actors in economic development and fosters entrepreneurship and private-sector involvement in social development.

The AIDS pandemic, a profound threat to Africa's stability, has caused severe economic and social dislocation. The program aims to bring indigenous knowledge and traditional social relations to bear on the challenges posed by the pandemic, and complements Health Equity's efforts to stimulate research to enhance sound clinical management of AIDS that is safe, feasible and sustainable. Partnerships are being encouraged between practitioners in the conventional health system and traditional healers who are the only care providers in many remote communities.

FUNDING GUIDELINES

Grantmaking supports work in human capacity building to strengthen the ability of African universities to contribute to social, economic and political progress in the continent and, in primary education, to emphasize literacy as the basis for good quality education with special attention to barriers to girls' full participation.

Research is also funded that informs policy development, program design and resource allocation by providing local-level, multifaceted information on food, health, work and other human conditions that is needed to understand and address the root causes of poverty.

Please refer to the Foundation website for more information.

Inquiries at:
info@rockfound.org.ke or fax +254 (2) 218 840.

Southeast Asia Regional Program

The Foundation has been developing a regional program focusing on issues in the Greater Mekong Sub-region, an area encompassing the watershed of the Mekong River, including Thailand, Laos, Cambodia, Vietnam and China's Yunnan province.

Uneven economic development and cultural tensions within this ethnically diverse region have given rise to inequities both between and within countries. These inequities have become increasingly articulated as "boundaries" between the peoples of the region. Boundaries include not only conventional geopolitical borders but the very real boundaries of ethnic and gender identity, religion, and health and economic status. Multidisciplinary program activities within the region reflect and respond to the challenges of the area's most marginalized, vulnerable and excluded communities.

Programming is focused on fostering the capacity to think and act across geo-political and identity boundaries through regional exchanges and collaborations that enable people and institutions in the region to respond to emerging trans-boundary trends, capture the benefits and mitigate the negative impacts of regional development on the poor and excluded people in the region.

Programs in cross-border health and Mekong upland communities in transition are aimed at helping to ease the impact of AIDS in marginalized cross-border communities and to explore the impact of rapid development on rural, agrarian societies.

ASSETS & CAPACITIES

Bellagio Study and Conference Center

The Bellagio Study and Conference Center, located on Lake Como, Italy, provides an ideal environment of solitude, contemplation and productivity in which scholars, scientists, artists, writers, policymakers and practitioners from all over the world may pursue their creative and scholarly work.

The Center offers one-month stays for some 150 residents annually in any discipline or field who expect a publication, exhibition, performance or other concrete product to result. The Center also offers interdisciplinary, intercultural networking through the convening of some 55 conferences and small working groups (from three to 25 participants) of policymakers, practitioners, scholars, scientists, artists and others. Priority is accorded to proposals that address significant issues and problems within or across given fields, are innovative in their design, and promise concrete outcomes beyond the drafting of a statement or recommendations.

Applications are reviewed by an interdisciplinary group of Rockefeller Foundation staff and outside specialists. Decisions are based upon the quality of the project proposed, the importance of the proposed work in its field and discipline, the qualifications of the applicant(s), and the suitability of the Center for the proposed activity. The Foundation provides room and board for all residents and working group participants. Some travel assistance is available for those from developing countries who qualify.

Inquiries and application information at:

www.rockfound.org/bellagio
or
bellagio@rockfound.org or fax (212) 852-8130

Public/Private Partnerships

The Program Venture Experiment (ProVenEx) seeks to catalyze private-sector investments in areas that will benefit poor and excluded people. Through this program the Foundation is testing the hypothesis that philanthropic, market-driven investment tools are capable of earning a return on capital while engaging the private sector in accomplishing program goals, addressing market failures in a financially sustainable manner and achieving greater scale in addressing the needs of poor and excluded people. Through investments in early stage and growing companies, ProVenEx may be able to mend key market failures related to specific program goals such as drugs and vaccines for diseases of the poor, jobs in low-income communities and large-scale distribution of seeds to African farmers.

Inquiries at:
pkuhn@rockfound.org or fax (415) 343-0232

Form **926**
(Rev December 2003)
Department of the Treasury
Internal Revenue Service

Return by a U.S. Transferor of Property to a Foreign Corporation

▶ **Attach to your income tax return.**

OMB No. 1545-0026
Attachment Sequence No **128**

Part I **U.S. Transferor Information** (see instructions)

Name of transferor	*Identifying number (see instructions)*
THE ROCKEFELLER FOUNDATION	**13-1659629**

1 If the transferor was a corporation, complete questions 1a, 1b, and 1c.

a If the transfer was a section 361(a) or (b) transfer, was the transferor controlled (under section 368(c)) by 5 or fewer domestic corporations? . . . . . N/A . . . . . ☐ Yes ☐ No

b Did the transferor remain in existence after the transfer? . . . . . N/A . . . . . ☐ Yes ☐ No

If not, list the controlling shareholder(s) and their identifying number(s):

Controlling shareholder	Identifying number

c If the transferor was a member of an affiliated group filing a consolidated return, was it the parent corporation? . . . . . N/A . . . . . ☐ Yes ☐ No

If not, list the name and employer identification number (EIN) of the parent corporation:

Name of parent corporation	EIN of parent corporation

2 If the transferor was a partner in a partnership that was the actual transferor (but is not treated as such under section 367), list the name and EIN of the transferor's partnership:

Name of partnership	EIN of partnership
APAX EUROPE V-A, LP	**98-0355027**

Part II **Transferee Foreign Corporation Information** (see instructions)

3 Name of transferee (foreign corporation)	4 **Identifying number**, if any
ADHERBAL GLOBAL SL	**N/A**

5 Address (including country)
VELAZQUEZ GLOBAL SL

6 Country of incorporation or organization
SPAIN

7 Foreign law characterization (see instructions)
CORPORATION

8 Is the transferee foreign corporation a controlled foreign corporation? . . . . . ☐ Yes ☑ No

Part III Information Regarding Transfer of Property (see instructions)

9 Date of transfer	10 Type of nonrecognition transaction (see instructions)
VARIOUS	**SECTION 351**

11 Description of property transferred:
CASH TRANSFER

12	Did this transfer result from a change in the classification of the transferee to that of a foreign corporation?	☐ Yes	☑ No
13	Was the transferor required to recognize income under Temporary Regulations sections 1.367(a)-4T through 1.367(a)-6T (e.g., for tainted property, depreciation recapture, branch loss recapture, etc.)? . .	☐ Yes	☑ No
14a	Was intangible property (within the meaning of section 936(h)(3)(B)) transferred as a result of the transaction?	☐ Yes	☑ No

b If yes, describe the nature of the rights to the intangible property that was transferred in the transfer:

Form **926**
(Rev December 2003)
Department of the Treasury
Internal Revenue Service

Return by a U.S. Transferor of Property to a Foreign Corporation

▶ **Attach to your income tax return.**

OMB No 1545-0026

Attachment Sequence No **128**

Part I **U.S. Transferor Information** (see instructions)

Name of transferor	*Identifying number* (see instructions)
THE ROCKEFELLER FOUNDATION	**13-1659629**

1 If the transferor was a corporation, complete questions 1a, 1b, and 1c.

a If the transfer was a section 361(a) or (b) transfer, was the transferor controlled (under section 368(c)) by 5 or fewer domestic corporations? . . . . . N/A . . . . . ☐ Yes ☐ No

b Did the transferor remain in existence after the transfer? . . . . . N/A . . . . . ☐ Yes ☐ No

If not, list the controlling shareholder(s) and their identifying number(s):

Controlling shareholder	Identifying number

c If the transferor was a member of an affiliated group filing a consolidated return, was it the parent corporation? . . . . . N/A . . . . . ☐ Yes ☐ No

If not, list the name and employer identification number (EIN) of the parent corporation:

Name of parent corporation	EIN of parent corporation

2 If the transferor was a partner in a partnership that was the actual transferor (but is not treated as such under section 367), list the name and EIN of the transferor's partnership:

Name of partnership	EIN of partnership
APAX EUROPE V-A, LP	**98-0355027**

Part II **Transferee Foreign Corporation Information** (see instructions)

3 Name of transferee (foreign corporation)
APAX SERVICES I SARL

4 **Identifying number**, if any
APPLIED FOR

5 Address (including country)
31-33, BOULEVARD DE PRINCE HENRI, L-1724, LUXEMBOURG

6 Country of incorporation or organization
LUXEMBOURG

7 Foreign law characterization (see instructions)
CORPORATION

8 Is the transferee foreign corporation a controlled foreign corporation? . . . . . ☑ Yes ☐ No

Part III Information Regarding Transfer of Property (see instructions)

9 Date of transfer	10 Type of nonrecognition transaction (see instructions)
VARIOUS	**SECTION 351**

11 Description of property transferred:
CASH TRANSFER

12 Did this transfer result from a change in the classification of the transferee to that of a foreign corporation? ☐ Yes ☑ No

13 Was the transferor required to recognize income under Temporary Regulations sections 1.367(a)-4T through 1.367(a)-6T (e.g., for tainted property, depreciation recapture, branch loss recapture, etc.)? . . ☐ Yes ☑ No

14a Was intangible property (within the meaning of section 936(h)(3)(B)) transferred as a result of the transaction? . . . . . ☐ Yes ☑ No

b If yes, describe the nature of the rights to the intangible property that was transferred in the transfer.

Form **926**
(Rev December 2003)
Department of the Treasury
Internal Revenue Service

Return by a U.S. Transferor of Property to a Foreign Corporation

► **Attach to your income tax return.**

OMB No 1545-0026

Attachment Sequence No **128**

Part I **U.S. Transferor Information** (see instructions)

Name of transferor	Identifying number (see instructions)
THE ROCKEFELLER FOUNDATION	**13-1659629**

1 If the transferor was a corporation, complete questions 1a, 1b, and 1c.

a If the transfer was a section 361(a) or (b) transfer, was the transferor controlled (under section 368(c)) by 5 or fewer domestic corporations? . . . . . N/A . . . . . ☐ Yes ☐ No

b Did the transferor remain in existence after the transfer? . . . . . N/A . . . . . ☐ Yes ☐ No

If not, list the controlling shareholder(s) and their identifying number(s):

Controlling shareholder	Identifying number

c If the transferor was a member of an affiliated group filing a consolidated return, was it the parent corporation? . . . . . N/A . . . . . ☐ Yes ☐ No

If not, list the name and employer identification number (EIN) of the parent corporation:

Name of parent corporation	EIN of parent corporation

2 If the transferor was a partner in a partnership that was the actual transferor (but is not treated as such under section 367), list the name and EIN of the transferor's partnership:

Name of partnership	EIN of partnership
APAX EUROPE V-A, LP	**98-0355027**

Part II **Transferee Foreign Corporation Information** (see instructions)

3 Name of transferee (foreign corporation)	4 Identifying number, if any
EQUINOX CONVERGED SOLUTIONS LTD	**N/A**

5 Address (including country)
EQUINOX HOUSE, 49-51 VICTORIA ROAD, FARNBOROUGH, HAMPSHIRE, GU14 7PA, U.K.

6 Country of incorporation or organization
UNITED KINGDOM

7 Foreign law characterization (see instructions)
CORPORATION

8 Is the transferee foreign corporation a controlled foreign corporation? . . . . . ☐ Yes ☑ No

Part III Information Regarding Transfer of Property (see instructions)

9 Date of transfer	10 Type of nonrecognition transaction (see instructions)
VARIOUS	**SECTION 351**

11 Description of property transferred:
CASH TRANSFER

12 Did this transfer result from a change in the classification of the transferee to that of a foreign corporation? ☐ Yes ☑ No

13 Was the transferor required to recognize income under Temporary Regulations sections 1.367(a)-4T through 1.367(a)-6T (e.g., for tainted property, depreciation recapture, branch loss recapture, etc.)? . . ☐ Yes ☑ No

14a Was intangible property (within the meaning of section 936(h)(3)(B)) transferred as a result of the transaction? . . . . . ☐ Yes ☑ No

b If yes, describe the nature of the rights to the intangible property that was transferred in the transfer:

Form **926**
(Rev December 2003)
Department of the Treasury
Internal Revenue Service

Return by a U.S. Transferor of Property to a Foreign Corporation

▶ **Attach to your income tax return.**

OMB No. 1545-0026

Attachment Sequence No **128**

Part I **U.S. Transferor Information** (see instructions)

Name of transferor	Identifying number (see instructions)
THE ROCKEFELLER FOUNDATION	**13-1659629**

1 If the transferor was a corporation, complete questions 1a, 1b, and 1c.

a If the transfer was a section 361(a) or (b) transfer, was the transferor controlled (under section 368(c)) by 5 or fewer domestic corporations? . . . . . ☐ Yes ☐ No

b Did the transferor remain in existence after the transfer? . . . . . ☐ Yes ☐ No

If not, list the controlling shareholder(s) and their identifying number(s):

Controlling shareholder	Identifying number

c If the transferor was a member of an affiliated group filing a consolidated return, was it the parent corporation? . . . . . ☐ Yes ☐ No

If not, list the name and employer identification number (EIN) of the parent corporation:

Name of parent corporation	EIN of parent corporation

2 If the transferor was a partner in a partnership that was the actual transferor (but is not treated as such under section 367), list the name and EIN of the transferor's partnership:

Name of partnership	EIN of partnership
APAX EUROPE V-A, LP	**98-0355027**

Part II **Transferee Foreign Corporation Information** (see instructions)

3 Name of transferee (foreign corporation)	4 Identifying number, if any
FASHION ONE HOLDING SARL	**N/A**

5 Address (including country)
31-33, BOULEVARD DE PRINCE HENRI, L-1724, LUXEMBOURG

6 Country of incorporation or organization
LUXEMBOURG

7 Foreign law characterization (see instructions)
CORPORATION

8 Is the transferee foreign corporation a controlled foreign corporation? . . . . . ☐ Yes ☑ No

Part III Information Regarding Transfer of Property (see instructions)

9 Date of transfer	10 Type of nonrecognition transaction (see instructions)
VARIOUS	**SECTION 351**

11 Description of property transferred:
CASH TRANSFER

12 Did this transfer result from a change in the classification of the transferee to that of a foreign corporation? ☐ **Yes** ☑ **No**

13 Was the transferor required to recognize income under Temporary Regulations sections 1.367(a)-4T through 1.367(a)-6T (e.g., for tainted property, depreciation recapture, branch loss recapture, etc)? . . ☐ **Yes** ☑ **No**

14a Was intangible property (within the meaning of section 936(h)(3)(B)) transferred as a result of the transaction? . . . . . ☐ **Yes** ☑ **No**

b If yes, describe the nature of the rights to the intangible property that was transferred in the transfer:

Form **926**
(Rev December 2003)
Department of the Treasury
Internal Revenue Service

Return by a U.S. Transferor of Property to a Foreign Corporation

▶ **Attach to your income tax return.**

OMB No 1545-0026

Attachment Sequence No **128**

Part I **U.S. Transferor Information** (see instructions)

Name of transferor	Identifying number (see instructions)
THE ROCKEFELLER FOUNDATION	**13-1659629**

1 If the transferor was a corporation, complete questions 1a, 1b, and 1c.

a If the transfer was a section 361(a) or (b) transfer, was the transferor controlled (under section 368(c)) by 5 or fewer domestic corporations? . . . . . N/A . . . . . ☐ Yes ☐ No

b Did the transferor remain in existence after the transfer? . . . . . N/A . . . . ☐ Yes ☐ No

If not, list the controlling shareholder(s) and their identifying number(s):

Controlling shareholder	Identifying number

c If the transferor was a member of an affiliated group filing a consolidated return, was it the parent corporation? . . . . . ☐ Yes ☐ No

If not, list the name and employer identification number (EIN) of the parent corporation:

Name of parent corporation	EIN of parent corporation

2 If the transferor was a partner in a partnership that was the actual transferor (but is not treated as such under section 367), list the name and EIN of the transferor's partnership:

Name of partnership	EIN of partnership
APAX EUROPE V-A, LP	**98-0355027**

Part II **Transferee Foreign Corporation Information** (see instructions)

3 Name of transferee (foreign corporation)	4 Identifying number, if any
ALOV ZWEITE	**N/A**

5 Address (including country)
C/O LR INT'L COSMETIC & MARKETING KRUPPSTR. 55, 59277 AHLEN 2, GERMANY

6 Country of incorporation or organization
GERMANY

7 Foreign law characterization (see instructions)
CORPORATION

8 Is the transferee foreign corporation a controlled foreign corporation? . . . . . ☑ Yes ☐ No

Part III Information Regarding Transfer of Property (see instructions)

9 Date of transfer	10 Type of nonrecognition transaction (see instructions)
VARIOUS	**SECTION 351**

11 Description of property transferred:
CASH TRANSFER

12 Did this transfer result from a change in the classification of the transferee to that of a foreign corporation? ☐ **Yes** ☑ **No**

13 Was the transferor required to recognize income under Temporary Regulations sections 1.367(a)-4T through 1.367(a)-6T (e.g., for tainted property, depreciation recapture, branch loss recapture, etc.)? . . ☐ **Yes** ☑ **No**

14a Was intangible property (within the meaning of section 936(h)(3)(B)) transferred as a result of the transaction? . . . . . ☐ **Yes** ☑ **No**

b If yes, describe the nature of the rights to the intangible property that was transferred in the transfer:

Form **926** (Rev December 2003)

Department of the Treasury
Internal Revenue Service

Return by a U.S. Transferor of Property to a Foreign Corporation

▶ **Attach to your income tax return.**

OMB No. 1545-0026

Attachment Sequence No **128**

Part I U.S. Transferor Information (see instructions)

Name of transferor	Identifying number (see instructions)
THE ROCKEFELLER FOUNDATION	13-1659629

1 If the transferor was a corporation, complete questions 1a, 1b, and 1c.

a If the transfer was a section 361(a) or (b) transfer, was the transferor controlled (under section 368(c)) by 5 or fewer domestic corporations? . . . . . N/A . . . . . ☐ Yes ☐ No

b Did the transferor remain in existence after the transfer? . . . . . N/A . . . ☐ Yes ☐ No

If not, list the controlling shareholder(s) and their identifying number(s):

Controlling shareholder	Identifying number

c If the transferor was a member of an affiliated group filing a consolidated return, was it the parent corporation? . . . . . ☐ Yes ☐ No

If not, list the name and employer identification number (EIN) of the parent corporation:

Name of parent corporation	EIN of parent corporation

2 If the transferor was a partner in a partnership that was the actual transferor (but is not treated as such under section 367), list the name and EIN of the transferor's partnership:

Name of partnership	EIN of partnership
APAX EUROPE V-A, LP	98-0355027

Part II Transferee Foreign Corporation Information (see instructions)

3 Name of transferee (foreign corporation)	4 Identifying number, if any
MEDLOCK MEDICAL LTD	N/A

5 Address (including country)
TUBITON HOUSE, MEDLOCK STREET, OLDHAM 0L1 3HS, UNITED KINGDOM

6 Country of incorporation or organization
UNITED KINGDOM

7 Foreign law characterization (see instructions)
CORPORATION

8 Is the transferee foreign corporation a controlled foreign corporation? . . . . . ☑ Yes ☐ No

Part III Information Regarding Transfer of Property (see instructions)

9 Date of transfer	10 Type of nonrecognition transaction (see instructions)
VARIOUS	**SECTION 351**

11 Description of property transferred:
CASH TRANSFER

12 Did this transfer result from a change in the classification of the transferee to that of a foreign corporation? ☐ Yes ☑ No

13 Was the transferor required to recognize income under Temporary Regulations sections 1.367(a)-4T through 1.367(a)-6T (e.g., for tainted property, depreciation recapture, branch loss recapture, etc.)? . . ☐ Yes ☑ No

14a Was intangible property (within the meaning of section 936(h)(3)(B)) transferred as a result of the transaction? . . . . . ☐ Yes ☑ No

b If yes, describe the nature of the rights to the intangible property that was transferred in the transfer:

Form **926**
(Rev December 2003)
Department of the Treasury
Internal Revenue Service

Return by a U.S. Transferor of Property to a Foreign Corporation

▶ **Attach to your income tax return.**

OMB No 1545-0026

Attachment Sequence No **128**

Part I **U.S. Transferor Information** (see instructions)

Name of transferor	Identifying number (see instructions)
THE ROCKEFELLER FOUNDATION	**13-1659629**

1 If the transferor was a corporation, complete questions 1a, 1b, and 1c.

a If the transfer was a section 361(a) or (b) transfer, was the transferor controlled (under section 368(c)) by 5 or fewer domestic corporations? . . . . . N/A . . . . . ☐ Yes ☐ No

b Did the transferor remain in existence after the transfer? . . . . . N/A . . . ☐ Yes ☐ No

If not, list the controlling shareholder(s) and their identifying number(s):

Controlling shareholder	Identifying number

c If the transferor was a member of an affiliated group filing a consolidated return, was it the parent corporation? . . . . . N/A . . . . . ☐ Yes ☐ No

If not, list the name and employer identification number (EIN) of the parent corporation:

Name of parent corporation	EIN of parent corporation

2 If the transferor was a partner in a partnership that was the actual transferor (but is not treated as such under section 367), list the name and EIN of the transferor's partnership:

Name of partnership	EIN of partnership
APAX EUROPE V-A, LP	**98-0355027**

Part II **Transferee Foreign Corporation Information** (see instructions)

3 Name of transferee (foreign corporation)	4 Identifying number, if any
REGENT MEDICAL HOLDINGS LTD	**N/A**

5 Address (including country)
TWO OMEGA DRIVE, IRLAM, MANCHESTER, M44 5BJ, UNITED KINGDOM

6 Country of incorporation or organization
UNITED KINGDOM

7 Foreign law characterization (see instructions)
CORPORATION

8 Is the transferee foreign corporation a controlled foreign corporation? . . . . . ☐ Yes ☑ No

Part III Information Regarding Transfer of Property (see instructions)

9 Date of transfer	10 Type of nonrecognition transaction (see instructions)
VARIOUS	**SECTION 351**

11 Description of property transferred:
CASH TRANSFER

12 Did this transfer result from a change in the classification of the transferee to that of a foreign corporation? ☐ **Yes** ☑ **No**

13 Was the transferor required to recognize income under Temporary Regulations sections 1.367(a)-4T through 1.367(a)-6T (e.g., for tainted property, depreciation recapture, branch loss recapture, etc.)? . . ☐ **Yes** ☑ **No**

14a Was intangible property (within the meaning of section 936(h)(3)(B)) transferred as a result of the transaction? . . . . . ☐ **Yes** ☑ **No**

b If yes, describe the nature of the rights to the intangible property that was transferred in the transfer:

Form **926**
(Rev December 2003)
Department of the Treasury
Internal Revenue Service

Return by a U.S. Transferor of Property to a Foreign Corporation

▶ **Attach to your income tax return.**

OMB No 1545-0026
Attachment Sequence No **128**

Part I **U.S. Transferor Information** (see instructions)

Name of transferor	**Identifying number** (see instructions)
THE ROCKEFELLER FOUNDATION	**13-1659629**

1 If the transferor was a corporation, complete questions 1a, 1b, and 1c.

a If the transfer was a section 361(a) or (b) transfer, was the transferor controlled (under section 368(c)) by 5 or fewer domestic corporations? . . . . . N/A . . . . ☐ Yes ☐ No

b Did the transferor remain in existence after the transfer? . . . . . N/A . . . ☐ Yes ☐ No

If not, list the controlling shareholder(s) and their identifying number(s):

Controlling shareholder	Identifying number

c If the transferor was a member of an affiliated group filing a consolidated return, was it the parent corporation? . . . . . N/A . . . . ☐ Yes ☐ No

If not, list the name and employer identification number (EIN) of the parent corporation:

Name of parent corporation	EIN of parent corporation

2 If the transferor was a partner in a partnership that was the actual transferor (but is not treated as such under section 367), list the name and EIN of the transferor's partnership:

Name of partnership	EIN of partnership
APAX EUROPE V-A, LP	**98-0355027**

Part II **Transferee Foreign Corporation Information** (see instructions)

3 Name of transferee (foreign corporation)	4 **Identifying number**, if any
SULO GMBH	**N/A**

5 Address (including country)
BUNDER STRABE 85, 32051 HERFORD, GERMANY

6 Country of incorporation or organization
GERMANY

7 Foreign law characterization (see instructions)
CORPORATION

8 Is the transferee foreign corporation a controlled foreign corporation? . . . . . ☑ Yes ☐ No

Part III Information Regarding Transfer of Property (see instructions)

9 Date of transfer	10 Type of nonrecognition transaction (see instructions)
VARIOUS	**SECTION 351**

11 Description of property transferred.
CASH TRANSFER

12	Did this transfer result from a change in the classification of the transferee to that of a foreign corporation?	☐ Yes	☑ No
13	Was the transferor required to recognize income under Temporary Regulations sections 1.367(a)-4T through 1.367(a)-6T (e.g., for tainted property, depreciation recapture, branch loss recapture, etc.)? . .	☐ Yes	☑ No
14a	Was intangible property (within the meaning of section 936(h)(3)(B)) transferred as a result of the transaction?	☐ Yes	☑ No
b	If yes, describe the nature of the rights to the intangible property that was transferred in the transfer:		

Form **926**
(Rev December 2003)
Department of the Treasury
Internal Revenue Service

Return by a U.S. Transferor of Property to a Foreign Corporation

▶ **Attach to your income tax return.**

OMB No. 1545-0026

Attachment Sequence No **128**

Part I **U.S. Transferor Information** (see instructions)

Name of transferor	Identifying number (see instructions)
THE ROCKEFELLER FOUNDATION	**13-1659629**

1 If the transferor was a corporation, complete questions 1a, 1b, and 1c.

a If the transfer was a section 361(a) or (b) transfer, was the transferor controlled (under section 368(c)) by 5 or fewer domestic corporations? . . . . . N/A . . . . . ☐ Yes ☐ No

b Did the transferor remain in existence after the transfer? . . . . . N/A . . . ☐ Yes ☐ No

If not, list the controlling shareholder(s) and their identifying number(s):

Controlling shareholder	Identifying number

c If the transferor was a member of an affiliated group filing a consolidated return, was it the parent corporation? . . . . . N/A . . . . ☐ Yes ☐ No

If not, list the name and employer identification number (EIN) of the parent corporation:

Name of parent corporation	EIN of parent corporation

2 If the transferor was a partner in a partnership that was the actual transferor (but is not treated as such under section 367), list the name and EIN of the transferor's partnership:

Name of partnership	EIN of partnership
APAX EUROPE V-A, LP	**98-0355027**

Part II **Transferee Foreign Corporation Information** (see instructions)

3 Name of transferee (foreign corporation)	4 **Identifying number**, if any
TDS PROMETHEAN (HOLDINGS) LTD	**N/A**

5 Address (including country)
LOWER PHILIPS ROAD, BLACKBURN, LANCASHIRE, BB1 5TH, UNITED KINGDOM

6 Country of incorporation or organization
UNITED KINGDOM

7 Foreign law characterization (see instructions)
CORPORATION

8 Is the transferee foreign corporation a controlled foreign corporation? . . . . . ☐ Yes ☑ No

Part III Information Regarding Transfer of Property (see instructions)

9 Date of transfer	10 Type of nonrecognition transaction (see instructions)
VARIOUS	**SECTION 351**

11 Description of property transferred:
CASH TRANSFER

12 Did this transfer result from a change in the classification of the transferee to that of a foreign corporation? ☐ Yes ☑ No

13 Was the transferor required to recognize income under Temporary Regulations sections 1.367(a)-4T through 1.367(a)-6T (e.g., for tainted property, depreciation recapture, branch loss recapture, etc.)? . . ☐ Yes ☑ No

14a Was intangible property (within the meaning of section 936(h)(3)(B)) transferred as a result of the transaction? . . . . . ☐ Yes ☑ No

b If yes, describe the nature of the rights to the intangible property that was transferred in the transfer.

Form **926**
(Rev December 2003)
Department of the Treasury
Internal Revenue Service

Return by a U.S. Transferor of Property to a Foreign Corporation

▶ **Attach to your income tax return.**

OMB No 1545-0026

Attachment Sequence No **128**

Part I **U.S. Transferor Information** (see instructions)

Name of transferor	Identifying number (see instructions)
THE ROCKEFELLER FOUNDATION	**13-1659629**

1 If the transferor was a corporation, complete questions 1a, 1b, and 1c.

a If the transfer was a section 361(a) or (b) transfer, was the transferor controlled (under section 368(c)) by 5 or fewer domestic corporations? . . . . . N/A . . . . . ☐ Yes ☐ No

b Did the transferor remain in existence after the transfer? . . . . . N/A . . . . ☐ Yes ☐ No

If not, list the controlling shareholder(s) and their identifying number(s):

Controlling shareholder	Identifying number

c If the transferor was a member of an affiliated group filing a consolidated return, was it the parent corporation? . . . . . N/A . . . . . ☐ Yes ☐ No

If not, list the name and employer identification number (EIN) of the parent corporation:

Name of parent corporation	EIN of parent corporation

2 If the transferor was a partner in a partnership that was the actual transferor (but is not treated as such under section 367), list the name and EIN of the transferor's partnership:

Name of partnership	EIN of partnership
APAX EUROPE V-A, LP	**98-0355027**

Part II **Transferee Foreign Corporation Information** (see instructions)

3 Name of transferee (foreign corporation)	4 Identifying number, if any
TRINITYBROOK PLC	**N/A**

5 Address (including country)
NEW LOOK HOUSE, MERCURY ROAD, WEYMOUTH, DORSET DT3 5HJ, UNITED KINGDOM

6 Country of incorporation or organization
UNITED KINGDOM

7 Foreign law characterization (see instructions)
CORPORATION

8 Is the transferee foreign corporation a controlled foreign corporation? . . . . . ☐ Yes ☑ No

Part III Information Regarding Transfer of Property (see instructions)

9 Date of transfer	10 Type of nonrecognition transaction (see instructions)
VARIOUS	**SECTION 351**

11 Description of property transferred.
CASH TRANSFER

12	Did this transfer result from a change in the classification of the transferee to that of a foreign corporation?	☐ Yes	☑ No
13	Was the transferor required to recognize income under Temporary Regulations sections 1.367(a)-4T through 1.367(a)-6T (e.g., for tainted property, depreciation recapture, branch loss recapture, etc.)? . .	☐ Yes	☑ No
14a	Was intangible property (within the meaning of section 936(h)(3)(B)) transferred as a result of the transaction?	☐ Yes	☑ No
b	If yes, describe the nature of the rights to the intangible property that was transferred in the transfer:		

Form **926**
(Rev. December 2003)
Department of the Treasury
Internal Revenue Service

Return by a U.S. Transferor of Property to a Foreign Corporation

▶ **Attach to your income tax return.**

OMB No. 1545-0026

Attachment Sequence No. **128**

Part I **U.S. Transferor Information** (see instructions)

Name of transferor	Identifying number (see instructions)
THE ROCKEFELLER FOUNDATION	**13-1659629**

1 If the transferor was a corporation, complete questions 1a, 1b, and 1c.

a If the transfer was a section 361(a) or (b) transfer, was the transferor controlled (under section 368(c)) by 5 or fewer domestic corporations? . . . . . N/A . . . . . ☐ Yes ☐ No

b Did the transferor remain in existence after the transfer? . . . . . N/A . . . . ☐ Yes ☐ No

If not, list the controlling shareholder(s) and their identifying number(s):

Controlling shareholder	Identifying number

c If the transferor was a member of an affiliated group filing a consolidated return, was it the parent corporation? . . . . . N/A . . . . . ☐ Yes ☐ No

If not, list the name and employer identification number (EIN) of the parent corporation:

Name of parent corporation	EIN of parent corporation

2 If the transferor was a partner in a partnership that was the actual transferor (but is not treated as such under section 367), list the name and EIN of the transferor's partnership:

Name of partnership	EIN of partnership
APAX EUROPE V-A, LP	**98-0355027**

Part II **Transferee Foreign Corporation Information** (see instructions)

3 Name of transferee (foreign corporation)	4 **Identifying number**, if any
ZENEUS PHARMA LTD	**N/A**

5 Address (including country)
THE MAGDALEN CENTER, OXFORD SCIENCE PARK, OXFORD, OX4 4GA, UNITED KINGDOM

6 Country of incorporation or organization
UNITED KINGDOM

7 Foreign law characterization (see instructions)
CORPORATION

8 Is the transferee foreign corporation a controlled foreign corporation? . . . . . ☑ Yes ☐ No

Part III Information Regarding Transfer of Property (see instructions)

9 Date of transfer	10 Type of nonrecognition transaction (see instructions)
VARIOUS	**SECTION 351**

11 Description of property transferred:
CASH TRANSFER

12 Did this transfer result from a change in the classification of the transferee to that of a foreign corporation? ☐ **Yes** ☑ **No**

13 Was the transferor required to recognize income under Temporary Regulations sections 1.367(a)-4T through 1.367(a)-6T (e.g., for tainted property, depreciation recapture, branch loss recapture, etc.)? . . ☐ **Yes** ☑ **No**

14a Was intangible property (within the meaning of section 936(h)(3)(B)) transferred as a result of the transaction? . . . . . ☐ **Yes** ☑ **No**

b If yes, describe the nature of the rights to the intangible property that was transferred in the transfer:

Form **926** (Rev. December 2003)

Department of the Treasury Internal Revenue Service

Return by a U.S. Transferor of Property to a Foreign Corporation

► **Attach to your income tax return.**

OMB No 1545-0026

Attachment Sequence No **128**

Part I **U.S. Transferor Information** (see instructions)

Name of transferor	Identifying number (see instructions)
THE ROCKEFELLER FOUNDATION	**13-1659629**

1 If the transferor was a corporation, complete questions 1a, 1b, and 1c.

a If the transfer was a section 361(a) or (b) transfer, was the transferor controlled (under section 368(c)) by 5 or fewer domestic corporations? . . . . . N/A . . . . . ☐ Yes ☐ No

b Did the transferor remain in existence after the transfer? . . . . N/A . . . . . ☐ Yes ☐ No

If not, list the controlling shareholder(s) and their identifying number(s):

Controlling shareholder	Identifying number

c If the transferor was a member of an affiliated group filing a consolidated return, was it the parent corporation? . . . . . N/A . . . . ☐ Yes ☐ No

If not, list the name and employer identification number (EIN) of the parent corporation:

Name of parent corporation	EIN of parent corporation

2 If the transferor was a partner in a partnership that was the actual transferor (but is not treated as such under section 367), list the name and EIN of the transferor's partnership:

Name of partnership	EIN of partnership
AETOS CAPITAL ASIA TE, LP	**05-0534534**

Part II **Transferee Foreign Corporation Information** (see instructions)

3 Name of transferee (foreign corporation)	4 **Identifying number**, if any
ACA LOWER TIER (CAYMAN) LP	**05-0547820**

5 Address (including country)
875 THIRD AVENUE, 21ST FLOOR, NEW YORK, NY 10022

6 Country of incorporation or organization
CAYMAN ISLANDS

7 Foreign law characterization (see instructions)
CORPORATION

8 Is the transferee foreign corporation a controlled foreign corporation? . . . . . ☐ Yes ☐ No

Part III Information Regarding Transfer of Property (see instructions)

9 Date of transfer	10 Type of nonrecognition transaction (see instructions)
VARIOUS	**SECTION 351**

11 Description of property transferred.
CASH PAID FOR SHARES OF STOCK

12 Did this transfer result from a change in the classification of the transferee to that of a foreign corporation? ☐ **Yes** ☑ **No**

13 Was the transferor required to recognize income under Temporary Regulations sections 1.367(a)-4T through 1.367(a)-6T (e.g., for tainted property, depreciation recapture, branch loss recapture, etc.)? . . ☐ **Yes** ☑ **No**

14a Was intangible property (within the meaning of section 936(h)(3)(B)) transferred as a result of the transaction? . . . . . ☐ **Yes** ☑ **No**

b If yes, describe the nature of the rights to the intangible property that was transferred in the transfer:

Form **926**
(Rev December 2003)
Department of the Treasury
Internal Revenue Service

Return by a U.S. Transferor of Property to a Foreign Corporation

▶ **Attach to your income tax return.**

OMB No. 1545-0026

Attachment Sequence No **128**

Part I **U.S. Transferor Information** (see instructions)

Name of transferor	Identifying number (see instructions)
THE ROCKEFELLER FOUNDATION	**13-1659629**

1 If the transferor was a corporation, complete questions 1a, 1b, and 1c.

a If the transfer was a section 361(a) or (b) transfer, was the transferor controlled (under section 368(c)) by 5 or fewer domestic corporations? . . . . . N/A . . . . . ☐ Yes ☐ No

b Did the transferor remain in existence after the transfer? . . . . . N/A . . . . . ☐ Yes ☐ No

If not, list the controlling shareholder(s) and their identifying number(s):

Controlling shareholder	Identifying number

c If the transferor was a member of an affiliated group filing a consolidated return, was it the parent corporation? . . . . . N/A . . . . . ☐ Yes ☐ No

If not, list the name and employer identification number (EIN) of the parent corporation:

Name of parent corporation	EIN of parent corporation

2 If the transferor was a partner in a partnership that was the actual transferor (but is not treated as such under section 367), list the name and EIN of the transferor's partnership:

Name of partnership	EIN of partnership
BC EUROPEAN CAPITAL VII- 7 LP	**98-0349096**

Part II **Transferee Foreign Corporation Information** (see instructions)

3 Name of transferee (foreign corporation)	4 Identifying number, if any
BAXI HOLDINGS LIMITED	**N/A**

5 Address (including country)
PENTAGON HOUSE, SIR FRANK WHITTLE ROAD, DERBY, DERBYSHIRE, DE214XA

6 Country of incorporation or organization
UNITED KINGDOM

7 Foreign law characterization (see instructions)
CORPORATION

8 Is the transferee foreign corporation a controlled foreign corporation? . . . . . ☐ Yes ☑ No

Part III Information Regarding Transfer of Property (see instructions)

9 Date of transfer	10 Type of nonrecognition transaction (see instructions)
03/12/2004	**SECTION 351**

11 Description of property transferred:
TRANSFERRED STG 670,763

RECEIVED 658,022 ORDINARY A SHARES OF 0.01 POUNDS EACH IN BAXI HOLDINGS LTD

12 Did this transfer result from a change in the classification of the transferee to that of a foreign corporation? ☐ **Yes** ☑ **No**

13 Was the transferor required to recognize income under Temporary Regulations sections 1.367(a)-4T through 1.367(a)-6T (e.g., for tainted property, depreciation recapture, branch loss recapture, etc.)? . . ☐ **Yes** ☑ **No**

14a Was intangible property (within the meaning of section 936(h)(3)(B)) transferred as a result of the transaction? . . . . . ☐ **Yes** ☑ **No**

b If yes, describe the nature of the rights to the intangible property that was transferred in the transfer:

Form **926**
(Rev December 2003)
Department of the Treasury
Internal Revenue Service

Return by a U.S. Transferor of Property to a Foreign Corporation

▶ **Attach to your income tax return.**

OMB No 1545-0026
Attachment Sequence No **128**

Part I **U.S. Transferor Information** (see instructions)

Name of transferor	Identifying number (see instructions)
THE ROCKEFELLER FOUNDATION	**13-1659629**

1 If the transferor was a corporation, complete questions 1a, 1b, and 1c.

a If the transfer was a section 361(a) or (b) transfer, was the transferor controlled (under section 368(c)) by 5 or fewer domestic corporations? . . . . . N/A . . . . . ☐ Yes ☐ No

b Did the transferor remain in existence after the transfer? . . . . . N/A . . . . . ☐ Yes ☐ No

If not, list the controlling shareholder(s) and their identifying number(s):

Controlling shareholder	Identifying number

c If the transferor was a member of an affiliated group filing a consolidated return, was it the parent corporation? . . . . . N/A . . . . . ☐ Yes ☐ No

If not, list the name and employer identification number (EIN) of the parent corporation:

Name of parent corporation	EIN of parent corporation

2 If the transferor was a partner in a partnership that was the actual transferor (but is not treated as such under section 367), list the name and EIN of the transferor's partnership:

Name of partnership	EIN of partnership
BC EUROPEAN CAPITAL VII- 7 LP	**98-0349096**

Part II **Transferee Foreign Corporation Information** (see instructions)

3 Name of transferee (foreign corporation)	4 Identifying number, if any
FINPIC SA	**N/A**

5 Address (including country)
19-21 BOULEVARD PRINCE HENRI, L-1724 LUXEMBOURG, GRAND DUCHY OF LUXEMBOURG

6 Country of incorporation or organization
LUXEMBOURG

7 Foreign law characterization (see instructions)
CORPORATION

8 Is the transferee foreign corporation a controlled foreign corporation? . . . . . ☐ Yes ☑ No

Part III Information Regarding Transfer of Property (see instructions)

9 Date of transfer	10 Type of nonrecognition transaction (see instructions)
12/03/2004	SECTION 351

11 Description of property transferred:

TRANSFERRED EURO 9,652,554

RECEIVED 3,236 EQUITY SHARES OF 25 EURO EACH IN FINPIC SA

382,866 REDEEMABLE CONVERTIBLE BONDS OF 25 EURO EACH IN FINPIC SA

12 Did this transfer result from a change in the classification of the transferee to that of a foreign corporation? ☐ Yes ☑ No

13 Was the transferor required to recognize income under Temporary Regulations sections 1.367(a)-4T through 1.367(a)-6T (e.g., for tainted property, depreciation recapture, branch loss recapture, etc.)? . . ☐ Yes ☑ No

14a Was intangible property (within the meaning of section 936(h)(3)(B)) transferred as a result of the transaction? . . . . . ☐ Yes ☑ No

b If yes, describe the nature of the rights to the intangible property that was transferred in the transfer:

Form **926**
(Rev. December 2003)
Department of the Treasury
Internal Revenue Service

Return by a U.S. Transferor of Property to a Foreign Corporation

▶ **Attach to your income tax return.**

OMB No. 1545-0026

Attachment Sequence No **128**

Part I **U.S. Transferor Information** (see instructions)

Name of transferor	Identifying number (see instructions)
THE ROCKEFELLER FOUNDATION	**13-1659629**

1 If the transferor was a corporation, complete questions 1a, 1b, and 1c.

a If the transfer was a section 361(a) or (b) transfer, was the transferor controlled (under section 368(c)) by 5 or fewer domestic corporations? . . . . . P/A . . . . ☐ Yes ☐ No

b Did the transferor remain in existence after the transfer? . . . . . P/A . . . ☐ Yes ☐ No

If not, list the controlling shareholder(s) and their identifying number(s):

Controlling shareholder	Identifying number

c If the transferor was a member of an affiliated group filing a consolidated return, was it the parent corporation? . . . . . N/A . . . . ☐ Yes ☐ No

If not, list the name and employer identification number (EIN) of the parent corporation:

Name of parent corporation	EIN of parent corporation

2 If the transferor was a partner in a partnership that was the actual transferor (but is not treated as such under section 367), list the name and EIN of the transferor's partnership:

Name of partnership	EIN of partnership
BC EUROPEAN CAPITAL VII- 7 LP	**98-0349096**

Part II **Transferee Foreign Corporation Information** (see instructions)

3 Name of transferee (foreign corporation)	4 Identifying number, if any
OBO 2 SA	**N/A**

5 Address (including country)
54, AVENUE MARCEAU F-75008, PARIS FRANCE

6 Country of incorporation or organization
FRANCE

7 Foreign law characterization (see instructions)
CORPORATION

8 Is the transferee foreign corporation a controlled foreign corporation? . . . . . ☐ Yes ☑ No

Part III Information Regarding Transfer of Property (see instructions)

9 Date of transfer	10 Type of nonrecognition transaction (see instructions)
12/03/2004	**SECTION 351**

11 Description of property transferred:

TRANSFERRED EURO 1,679,411 SUBORDINATED BONDS IN OBO 2 SA

RECEIVED 4,373,979 MANAGEMENT BRIDGE LOAN IN OBO S SA

12 Did this transfer result from a change in the classification of the transferee to that of a foreign corporation? ☐ **Yes** ☑ **No**

13 Was the transferor required to recognize income under Temporary Regulations sections 1.367(a)-4T through 1.367(a)-6T (e.g., for tainted property, depreciation recapture, branch loss recapture, etc.)? . . ☐ **Yes** ☑ **No**

14a Was intangible property (within the meaning of section 936(h)(3)(B)) transferred as a result of the transaction? . . . . . ☐ **Yes** ☑ **No**

b If yes, describe the nature of the rights to the intangible property that was transferred in the transfer:

Form **926**
(Rev December 2003)
Department of the Treasury
Internal Revenue Service

Return by a U.S. Transferor of Property to a Foreign Corporation

▶ **Attach to your income tax return.**

OMB No 1545-0026

Attachment Sequence No **128**

Part I **U.S. Transferor Information** (see instructions)

Name of transferor	Identifying number (see instructions)
THE ROCKEFELLER FOUNDATION	**13-1659629**

1 If the transferor was a corporation, complete questions 1a, 1b, and 1c.

a If the transfer was a section 361(a) or (b) transfer, was the transferor controlled (under section 368(c)) by 5 or fewer domestic corporations? . . . . . N/A . . . . . ☐ Yes ☐ No

b Did the transferor remain in existence after the transfer? . . . . . N/A . . . . . ☐ Yes ☐ No

If not, list the controlling shareholder(s) and their identifying number(s):

Controlling shareholder	Identifying number

c If the transferor was a member of an affiliated group filing a consolidated return, was it the parent corporation? . . . . . N/A . . . . . ☐ Yes ☐ No

If not, list the name and employer identification number (EIN) of the parent corporation:

Name of parent corporation	EIN of parent corporation

2 If the transferor was a partner in a partnership that was the actual transferor (but is not treated as such under section 367), list the name and EIN of the transferor's partnership:

Name of partnership	EIN of partnership
BC EUROPEAN CAPITAL VII- 7 LP	**98-0349096**

Part II **Transferee Foreign Corporation Information** (see instructions)

3 Name of transferee (foreign corporation)	4 Identifying number, if any
QUASAR HOLDINGS SA	**N/A**

5 Address (including country)
19-21 BOULEVARD PRINCE HENRI, L-1724 LUXEMBOURG, GRAND DUCHY OF LUXEMBOURG

6 Country of incorporation or organization
LUXEMBOURG

7 Foreign law characterization (see instructions)
CORPORATION

8 Is the transferee foreign corporation a controlled foreign corporation? . . . . . ☐ Yes ☑ No

Part III Information Regarding Transfer of Property (see instructions)

9 Date of transfer	10 Type of nonrecognition transaction (see instructions)
04/10/2004	**SECTION 351**

11 Description of property transferred:
TRANSFERRED EURO 953

RECEIVED 477 EQUITY SHARES OF 2 EURO EACH QUASAR HOLDINGS SA.

12 Did this transfer result from a change in the classification of the transferee to that of a foreign corporation? ☐ **Yes** ☑ **No**

13 Was the transferor required to recognize income under Temporary Regulations sections 1.367(a)-4T through 1.367(a)-6T (e.g., for tainted property, depreciation recapture, branch loss recapture, etc.)? . . ☐ **Yes** ☑ **No**

14a Was intangible property (within the meaning of section 936(h)(3)(B)) transferred as a result of the transaction? . . . . . ☐ **Yes** ☑ **No**

b If yes, describe the nature of the rights to the intangible property that was transferred in the transfer.

Form **926**
(Rev December 2003)
Department of the Treasury
Internal Revenue Service

Return by a U.S. Transferor of Property to a Foreign Corporation

▶ **Attach to your income tax return.**

OMB No 1545-0026

Attachment Sequence No **128**

Part I **U.S. Transferor Information** (see instructions)

Name of transferor	Identifying number (see instructions)
THE ROCKEFELLER FOUNDATION	**13-1659629**

1 If the transferor was a corporation, complete questions 1a, 1b, and 1c.

a If the transfer was a section 361(a) or (b) transfer, was the transferor controlled (under section 368(c)) by 5 or fewer domestic corporations? . . . . . N/A . . . . . ☐ Yes ☐ No

b Did the transferor remain in existence after the transfer? . . . . . N/A . . . . . ☐ Yes ☐ No

If not, list the controlling shareholder(s) and their identifying number(s):

Controlling shareholder	Identifying number

c If the transferor was a member of an affiliated group filing a consolidated return, was it the parent corporation? . . . . . N/A . . ☐ Yes ☐ No

If not, list the name and employer identification number (EIN) of the parent corporation:

Name of parent corporation	EIN of parent corporation

2 If the transferor was a partner in a partnership that was the actual transferor (but is not treated as such under section 367), list the name and EIN of the transferor's partnership:

Name of partnership	EIN of partnership
BC EUROPEAN CAPITAL VII- 7 LP	**98-0349096**

Part II **Transferee Foreign Corporation Information** (see instructions)

3 Name of transferee (foreign corporation)	4 Identifying number, if any
TEKNON INVESTMENTS SA	**N/A**

5 Address (including country)
19-21 BOULEVARD PRINCE HENRI, L-1724 LUXEMBOURG GRAND DUCHY OF LUXEMBOURG

6 Country of incorporation or organization
LUXEMBOURG

7 Foreign law characterization (see instructions)
CORPORATION

8 Is the transferee foreign corporation a controlled foreign corporation? . . . . . ☐ Yes ☑ No

Part III Information Regarding Transfer of Property (see instructions)

9 Date of transfer	10 Type of nonrecognition transaction (see instructions)
05/27/2004	**SECTION 351**

11 Description of property transferred:
TRANSFERRED EURO 509,652

RECEIVED 2023 EQUITY SHARES OF 1.25 EURO EACH IN TEKNON INVESTMENTS SA.

10,719 REDEEMABLE CONVERTABLE BONDS OF 40 EURO EACH IN TEKNON INVESTMENTS SA

12 Did this transfer result from a change in the classification of the transferee to that of a foreign corporation? ☐ **Yes** ☑ **No**

13 Was the transferor required to recognize income under Temporary Regulations sections 1.367(a)-4T through 1.367(a)-6T (e.g., for tainted property, depreciation recapture, branch loss recapture, etc.)? . . ☐ **Yes** ☑ **No**

14a Was intangible property (within the meaning of section 936(h)(3)(B)) transferred as a result of the transaction? . . . . . ☐ **Yes** ☑ **No**

b If yes, describe the nature of the rights to the intangible property that was transferred in the transfer:

Form **926** (Rev December 2003)

Department of the Treasury
Internal Revenue Service

Return by a U.S. Transferor of Property to a Foreign Corporation

▶ **Attach to your income tax return.**

OMB No 1545-0026

Attachment Sequence No **128**

Part I **U.S. Transferor Information** (see instructions)

Name of transferor	Identifying number (see instructions)
THE ROCKEFELLER FOUNDATION	**13-1659629**

1 If the transferor was a corporation, complete questions 1a, 1b, and 1c.

a If the transfer was a section 361(a) or (b) transfer, was the transferor controlled (under section 368(c)) by 5 or fewer domestic corporations? . . . . . N/A . . . . ☐ Yes ☐ No

b Did the transferor remain in existence after the transfer? . . . . . N/A . . . . ☐ Yes ☐ No

If not, list the controlling shareholder(s) and their identifying number(s):

Controlling shareholder	Identifying number

c If the transferor was a member of an affiliated group filing a consolidated return, was it the parent corporation? . . . . . N/A . . . . ☐ Yes ☐ No

If not, list the name and employer identification number (EIN) of the parent corporation:

Name of parent corporation	EIN of parent corporation

2 If the transferor was a partner in a partnership that was the actual transferor (but is not treated as such under section 367), list the name and EIN of the transferor's partnership:

Name of partnership	EIN of partnership
CERBERUS INSTITUTIONAL PARTNERS, LP (SERIES 3)	**58-2672907**

Part II **Transferee Foreign Corporation Information** (see instructions)

3 Name of transferee (foreign corporation)	4 Identifying number, if any
VEGA INVESTMENTS S.A.R.L	**N/A**

5 Address (including country)
46A, AVENUE J.F. KENNEDY, L-1855, LUXEMBOURG

6 Country of incorporation or organization
LUXEMBOURG

7 Foreign law characterization (see instructions)
CORPORATION

8 Is the transferee foreign corporation a controlled foreign corporation? . . . . . ☐ Yes ☐ No

Part III Information Regarding Transfer of Property (see instructions)

9 Date of transfer	10 Type of nonrecognition transaction (see instructions)
3/1/2004	N/A

11 Description of property transferred:

TRANSFER OF CASH 27,693

12 Did this transfer result from a change in the classification of the transferee to that of a foreign corporation? ☐ Yes ☑ No

13 Was the transferor required to recognize income under Temporary Regulations sections 1.367(a)-4T through 1.367(a)-6T (e.g., for tainted property, depreciation recapture, branch loss recapture, etc.)? . . ☐ Yes ☑ No

14a Was intangible property (within the meaning of section 936(h)(3)(B)) transferred as a result of the transaction? . . . . . ☐ Yes ☑ No

b If yes, describe the nature of the rights to the intangible property that was transferred in the transfer:

Form **926**
(Rev. December 2003)
Department of the Treasury
Internal Revenue Service

Return by a U.S. Transferor of Property to a Foreign Corporation

► **Attach to your income tax return.**

OMB No. 1545-0026

Attachment Sequence No **128**

Part I **U.S. Transferor Information** (see instructions)

Name of transferor	Identifying number (see instructions)
THE ROCKEFELLER FOUNDATION	**13-1659629**

1 If the transferor was a corporation, complete questions 1a, 1b, and 1c.

a If the transfer was a section 361(a) or (b) transfer, was the transferor controlled (under section 368(c)) by 5 or fewer domestic corporations? . . . . . ☐ Yes ☐ No

b Did the transferor remain in existence after the transfer? . . . . . ☐ Yes ☐ No

If not, list the controlling shareholder(s) and their identifying number(s):

Controlling shareholder	Identifying number

c If the transferor was a member of an affiliated group filing a consolidated return, was it the parent corporation? . . . . . N/A . . . . . ☐ Yes ☐ No

If not, list the name and employer identification number (EIN) of the parent corporation:

Name of parent corporation	EIN of parent corporation

2 If the transferor was a partner in a partnership that was the actual transferor (but is not treated as such under section 367), list the name and EIN of the transferor's partnership:

Name of partnership	EIN of partnership
FORTRESS INVESTMENT FUND III (FUND B), LP	**20-1637675**

Part II **Transferee Foreign Corporation Information** (see instructions)

3 Name of transferee (foreign corporation)	4 **Identifying number**, if any
GAGACQ IRELAND LIMITED	**98-0436013**

5 Address (including country)
BRACE TOWN BUSINESS PARK, CLONEE, COUNTRY MEATH IRELAND

6 Country of incorporation or organization
IRELAND

7 Foreign law characterization (see instructions)
CORPORATION

8 Is the transferee foreign corporation a controlled foreign corporation? . . . . . ☑ Yes ☐ No

Part III Information Regarding Transfer of Property (see instructions)

9 Date of transfer	10 Type of nonrecognition transaction (see instructions)
9/27/2004	**SECTION 351**

11 Description of property transferred:

RECEIVED CASH IN THE AMOUNT OF 1,124,164

12 Did this transfer result from a change in the classification of the transferee to that of a foreign corporation? ☐ **Yes** ☑ **No**

13 Was the transferor required to recognize income under Temporary Regulations sections 1.367(a)-4T through 1.367(a)-6T (e.g., for tainted property, depreciation recapture, branch loss recapture, etc.)? . . ☐ **Yes** ☑ **No**

14a Was intangible property (within the meaning of section 936(h)(3)(B)) transferred as a result of the transaction? . . . . . ☐ **Yes** ☑ **No**

b If yes, describe the nature of the rights to the intangible property that was transferred in the transfer:

Form **926**
(Rev December 2003)
Department of the Treasury
Internal Revenue Service

Return by a U.S. Transferor of Property to a Foreign Corporation

▶ Attach to your income tax return.

OMB No 1545-0026
Attachment Sequence No **128**

Part I **U.S. Transferor Information** (see instructions)

Name of transferor	Identifying number (see instructions)
THE ROCKEFELLER FOUNDATION	13-1659629

1 If the transferor was a corporation, complete questions 1a, 1b, and 1c.

a If the transfer was a section 361(a) or (b) transfer, was the transferor controlled (under section 368(c)) by 5 or fewer domestic corporations? . . . . . ☐ Yes ☑ No

b Did the transferor remain in existence after the transfer? . . . . . ☑ Yes ☐ No

If not, list the controlling shareholder(s) and their identifying number(s):

Controlling shareholder	Identifying number

c If the transferor was a member of an affiliated group filing a consolidated return, was it the parent corporation? . . . . . N/A . . . . ☐ Yes ☐ No

If not, list the name and employer identification number (EIN) of the parent corporation:

Name of parent corporation	EIN of parent corporation

2 If the transferor was a partner in a partnership that was the actual transferor (but is not treated as such under section 367), list the name and EIN of the transferor's partnership:

Name of partnership	EIN of partnership
FREMONT STRATEGIC PROPERTY PARTNERS, LP	94-3368794

Part II **Transferee Foreign Corporation Information** (see instructions)

3 Name of transferee (foreign corporation)	4 Identifying number, if any
FREMONT CAYMAN STRATEGIC PARTNERS III, L.P.	98-0222679

5 Address (including country)
P.O. BOX 192386, SAN FRANCISCO, CA 94119-2386, U.S.A.

6 Country of incorporation or organization
CAYMAN ISLANDS

7 Foreign law characterization (see instructions)
CORPORATION

8 Is the transferee foreign corporation a controlled foreign corporation? . . . . . ☑ Yes ☐ No

Part III Information Regarding Transfer of Property (see instructions)

9 Date of transfer	10 Type of nonrecognition transaction (see instructions)
VARIOUS	**SECTION 351**

11 Description of property transferred:

SEE SUPPLEMENT

12 Did this transfer result from a change in the classification of the transferee to that of a foreign corporation? ☐ **Yes** ☑ **No**

13 Was the transferor required to recognize income under Temporary Regulations sections 1.367(a)-4T through 1.367(a)-6T (e.g., for tainted property, depreciation recapture, branch loss recapture, etc.)? . . ☐ **Yes** ☑ **No**

14a Was intangible property (within the meaning of section 936(h)(3)(B)) transferred as a result of the transaction? . . . . . ☐ **Yes** ☑ **No**

b If yes, describe the nature of the rights to the intangible property that was transferred in the transfer:

SUPPLEMENT TO FORM 926

PART 3, LINE 11

THE FOLLOWING INFORMATION IS PROVIDED PURSUANT TO TREASURY REGULATION §1.6038B-1(c) AND §1.6038B-1T(c)(1)-(5):

§1.6038B-1T(c)(1)

TRANSFEROR:	ROCKEFELLER FOUNDATION
U.S. TAXPAYER ID:	13-1659629
ADDRESS:	420 FIFTH AVENUE NEW YORK, NY 10018

§1.6038B-1T(c)(2)

(i) TRANSFEREE:	FREMONT CAYMAN STRATEGIC PARTNERS III, L.P.
U.S. TAXPAER ID:	98-0222679
ADDRESS:	P.O. BOX 192386 SAN FRANCISCO, CA 94119-2386 U.S.A
COUNTRY OF INCORPORATION:	CAYMAN ISLANDS
(ii) DESCRIPTION OF TRANSFER:	
o CASH	$387,875
o PRO RATA SHARE OF THE TRANSFEREE ATTRIBUTED UNDER IRC SEC 318 (a)	24.84%

§1.6038B-1T(c)(3)

CONSIDERATION RECEIVED:	
COMMON STOCK	N/A
ESTIMATED FAIR MARKET VALUE	N/A

§1.6038B-1T(c)(4)

PROPERTY TRANSFERRED:	N/A
(i) ACTIVE BUSINESS PROPERTY	N/A
(ii) STOCK OR SECURITIES	N/A
(iii) DEPRECIATED PROPERTY	N/A
(iv) PROPERTY TO BE LEASED	N/A
(v) PROPERTY TO BE SOLD	N/A
(vi) TRANSFERS TO FSC	N/A
(vii) TAINTED PROPERTY	N/A
(viii) FOREIGN LOSS BRANCH	N/A
(ix) OTHER INTANGIBLES	N/A

§1.6038B-1T(c)(5)

TRANSFER OF FOREIGN BRANCH WITH PREVIOUS DEDUCTED LOSSES:	N/A

§1.6038B-1T(c)(6)

APPLICATION OF §367(a)(5):	N/A

Form **926**
(Rev December 2003)
Department of the Treasury
Internal Revenue Service

Return by a U.S. Transferor of Property to a Foreign Corporation

▶ **Attach to your income tax return.**

OMB No 1545-0026
Attachment Sequence No **128**

Part I **U.S. Transferor Information** (see instructions)

Name of transferor	Identifying number (see instructions)
THE ROCKEFELLER FOUNDATION	**13-1659629**

1 If the transferor was a corporation, complete questions 1a, 1b, and 1c.

a If the transfer was a section 361(a) or (b) transfer, was the transferor controlled (under section 368(c)) by 5 or fewer domestic corporations? . . . . . N/A . . . . . ☐ Yes ☐ No

b Did the transferor remain in existence after the transfer? . . . . . N/A . . . . . ☐ Yes ☐ No

If not, list the controlling shareholder(s) and their identifying number(s):

Controlling shareholder	Identifying number

c If the transferor was a member of an affiliated group filing a consolidated return, was it the parent corporation? . . . . . N/A . . . . . ☐ Yes ☐ No

If not, list the name and employer identification number (EIN) of the parent corporation:

Name of parent corporation	EIN of parent corporation

2 If the transferor was a partner in a partnership that was the actual transferor (but is not treated as such under section 367), list the name and EIN of the transferor's partnership:

Name of partnership	EIN of partnership
OCM CINEMA HOLDINGS, LLC	**03-0407012**

Part II **Transferee Foreign Corporation Information** (see instructions)

3 Name of transferee (foreign corporation)	4 Identifying number, if any
COC HOLDINGS INC	**N/A**

5 Address (including country)
c/o ONEX 161 BAY STREET, 49TH FLOOR TORONTO, ONTARIO CANADA, M5J 2S1

6 Country of incorporation or organization
CANADA

7 Foreign law characterization (see instructions)
CORPORATION

8 Is the transferee foreign corporation a controlled foreign corporation? . . . . . ☐ Yes ☑ No

Part III Information Regarding Transfer of Property (see instructions)

9 Date of transfer	10 Type of nonrecognition transaction (see instructions)
07/30/2004	**SECTION 351**

11 Description of property transferred:

THE TRANSFEROR MADE AN INDIRECT CONTRIBUTION OF CASH IN THE AMOUNT OF $19,766,434 USD.

CASH WAS CONTRIBUTED TO OCM OPPORTUNITIES FUND II, L.P., WHICH HOLDS A 23.00% INTEREST IN OCM CINEMA HOLDINGS, LLC ("OCM CINEMA"). OCM CINEMA, IN TURN CONTRIBUTED THIS AMOUNT TO COC HOLDINGS, INC.

12	Did this transfer result from a change in the classification of the transferee to that of a foreign corporation?	☐ **Yes**	☑ **No**
13	Was the transferor required to recognize income under Temporary Regulations sections 1.367(a)-4T through 1.367(a)-6T (e.g., for tainted property, depreciation recapture, branch loss recapture, etc.)? . .	☐ **Yes**	☑ **No**
14a	Was intangible property (within the meaning of section 936(h)(3)(B)) transferred as a result of the transaction?	☐ **Yes**	☑ **No**
b	If yes, describe the nature of the rights to the intangible property that was transferred in the transfer:		

Form **926**
(Rev December 2003)
Department of the Treasury
Internal Revenue Service

Return by a U.S. Transferor of Property to a Foreign Corporation

▶ **Attach to your income tax return.**

OMB No 1545-0026

Attachment Sequence No **128**

Part I **U.S. Transferor Information** (see instructions)

Name of transferor	Identifying number (see instructions)
THE ROCKEFELLER FOUNDATION	**13-1659629**

1 If the transferor was a corporation, complete questions 1a, 1b, and 1c.

a If the transfer was a section 361(a) or (b) transfer, was the transferor controlled (under section 368(c)) by 5 or fewer domestic corporations? . . . . . N/A . . . . . ☐ Yes ☐ No

b Did the transferor remain in existence after the transfer? . . . . . N/A . . . . . ☐ Yes ☐ No

If not, list the controlling shareholder(s) and their identifying number(s):

Controlling shareholder	Identifying number

c If the transferor was a member of an affiliated group filing a consolidated return, was it the parent corporation? . . . . . N/A . . . . . ☐ Yes ☐ No

If not, list the name and employer identification number (EIN) of the parent corporation:

Name of parent corporation	EIN of parent corporation

2 If the transferor was a partner in a partnership that was the actual transferor (but is not treated as such under section 367), list the name and EIN of the transferor's partnership:

Name of partnership	EIN of partnership
VESTAR-AIV HOLDINGS A, L.P.	**04-3598523**

Part II **Transferee Foreign Corporation Information** (see instructions)

3 Name of transferee (foreign corporation)	4 Identifying number, if any
AKH LUXCO S.C.A.	**N/A**

5 Address (including country)
8-10 RUE MATHIAS HARDT L-1717 LUXEMBOURG

6 Country of incorporation or organization
LUXEMBOURGH

7 Foreign law characterization (see instructions)
CORPORATION

8 Is the transferee foreign corporation a controlled foreign corporation? . . . . . ☐ Yes ☑ No

Part III Information Regarding Transfer of Property (see instructions)

9 Date of transfer	10 Type of nonrecognition transaction (see instructions)
VARIOUS	**SECTION 351**

11 Description of property transferred:
TRANSFERED CASH OF $145,292 AND $355,716

12 Did this transfer result from a change in the classification of the transferee to that of a foreign corporation? ☐ Yes ☑ No

13 Was the transferor required to recognize income under Temporary Regulations sections 1.367(a)-4T through 1.367(a)-6T (e.g., for tainted property, depreciation recapture, branch loss recapture, etc.)? . . ☐ Yes ☑ No

14a Was intangible property (within the meaning of section 936(h)(3)(B)) transferred as a result of the transaction? . . . . . ☐ Yes ☑ No

b If yes, describe the nature of the rights to the intangible property that was transferred in the transfer:

Form **926**
(Rev December 2003)
Department of the Treasury
Internal Revenue Service

Return by a U.S. Transferor of Property to a Foreign Corporation

▶ **Attach to your income tax return.**

OMB No 1545-0026

Attachment Sequence No. **128**

Part I **U.S. Transferor Information** (see instructions)

Name of transferor	Identifying number (see instructions)
THE ROCKEFELLER FOUNDATION	**13-1659629**

1 If the transferor was a corporation, complete questions 1a, 1b, and 1c.

a If the transfer was a section 361(a) or (b) transfer, was the transferor controlled (under section 368(c)) by 5 or fewer domestic corporations? . . . . . ☐ **Yes** ☑ **No**

b Did the transferor remain in existence after the transfer? . . . . . ☑ **Yes** ☐ **No**

If not, list the controlling shareholder(s) and their identifying number(s):

Controlling shareholder	Identifying number

c If the transferor was a member of an affiliated group filing a consolidated return, was it the parent corporation? . . . . . N/A . . . . . ☐ **Yes** ☐ **No**

If not, list the name and employer identification number (EIN) of the parent corporation:

Name of parent corporation	EIN of parent corporation

2 If the transferor was a partner in a partnership that was the actual transferor (but is not treated as such under section 367), list the name and EIN of the transferor's partnership:

Name of partnership	EIN of partnership

Part II **Transferee Foreign Corporation Information** (see instructions)

3 Name of transferee (foreign corporation)	4 Identifying number, if any
ARGUS HEALTHCARE OFFSHORE	**N/A**

5 Address (including country)
PO BOX 513GT, 3RD FLOOR 36C BERMUDA HOUSE BRITISH AMERICAN CENTRE GEORGE TOWN, GRAND CAYMAN

6 Country of incorporation or organization
CAYMAN ISLANDS

7 Foreign law characterization (see instructions)
CORPORATION

8 Is the transferee foreign corporation a controlled foreign corporation? . . . . . ☐ **Yes** ☑ **No**

Part III Information Regarding Transfer of Property (see instructions)

9 Date of transfer	10 Type of nonrecognition transaction (see instructions)
VARIOUS	**SECTION 351**

11 Description of property transferred:
CASH PAID FOR SHARES OF STOCK

12 Did this transfer result from a change in the classification of the transferee to that of a foreign corporation? ☐ **Yes** ☑ **No**

13 Was the transferor required to recognize income under Temporary Regulations sections 1.367(a)-4T through 1.367(a)-6T (e.g., for tainted property, depreciation recapture, branch loss recapture, etc.)? . . ☐ **Yes** ☑ **No**

14a Was intangible property (within the meaning of section 936(h)(3)(B)) transferred as a result of the transaction? . . . . . ☐ **Yes** ☑ **No**

b If yes, describe the nature of the rights to the intangible property that was transferred in the transfer:

Form **926**
(Rev. December 2003)
Department of the Treasury
Internal Revenue Service

Return by a U.S. Transferor of Property to a Foreign Corporation

▶ **Attach to your income tax return.**

OMB No 1545-0026
Attachment Sequence No **128**

Part I U.S. Transferor Information (see instructions)

Name of transferor	Identifying number (see instructions)
THE ROCKEFELLER FOUNDATION	**13-1659629**

1 If the transferor was a corporation, complete questions 1a, 1b, and 1c.

a If the transfer was a section 361(a) or (b) transfer, was the transferor controlled (under section 368(c)) by 5 or fewer domestic corporations? . . . . . ☐ Yes ☑ No

b Did the transferor remain in existence after the transfer? . . . . . ☑ Yes ☐ No

If not, list the controlling shareholder(s) and their identifying number(s):

Controlling shareholder	Identifying number

c If the transferor was a member of an affiliated group filing a consolidated return, was it the parent corporation? . . . . . N/A . . . . . ☐ Yes ☐ No

If not, list the name and employer identification number (EIN) of the parent corporation:

Name of parent corporation	EIN of parent corporation

2 If the transferor was a partner in a partnership that was the actual transferor (but is not treated as such under section 367), list the name and EIN of the transferor's partnership:

Name of partnership	EIN of partnership

Part II Transferee Foreign Corporation Information (see instructions)

3 Name of transferee (foreign corporation)	4 Identifying number, if any
CAVALRY TECHNOLOGY OFFSHORE, INC.	**N/A**

5 Address (including country)
PO BOX 309 UGALND HOUSE SOUTH CHURCH STREET GEORGE TOWN, GRAND CAYMAN ISLANDS

6 Country of incorporation or organization
CAYMAND ISLAND

7 Foreign law characterization (see instructions)
CORPORATION

8 Is the transferee foreign corporation a controlled foreign corporation? . . . . . ☐ Yes ☑ No

Part III Information Regarding Transfer of Property (see instructions)

9 Date of transfer	10 Type of nonrecognition transaction (see instructions)
VARIOUS	**SECTION 351**

11 Description of property transferred:
CASH PAID FOR SHARES OF STOCK

12 Did this transfer result from a change in the classification of the transferee to that of a foreign corporation? ☐ **Yes** ☑ **No**

13 Was the transferor required to recognize income under Temporary Regulations sections 1.367(a)-4T through 1.367(a)-6T (e.g., for tainted property, depreciation recapture, branch loss recapture, etc.)? . . ☐ **Yes** ☑ **No**

14a Was intangible property (within the meaning of section 936(h)(3)(B)) transferred as a result of the transaction? . . . . . ☐ **Yes** ☑ **No**

b If yes, describe the nature of the rights to the intangible property that was transferred in the transfer:

Form **926** (Rev December 2003)

Department of the Treasury Internal Revenue Service

Return by a U.S. Transferor of Property to a Foreign Corporation

▶ **Attach to your income tax return.**

OMB No. 1545-0026

Attachment Sequence No **128**

Part I **U.S. Transferor Information** (see instructions)

Name of transferor	Identifying number (see instructions)
THE ROCKEFELLER FOUNDATION	**13-1659629**

1 If the transferor was a corporation, complete questions 1a, 1b, and 1c.

a If the transfer was a section 361(a) or (b) transfer, was the transferor controlled (under section 368(c)) by 5 or fewer domestic corporations? . . . . . ☐ Yes ☑ No

b Did the transferor remain in existence after the transfer? . . . . . ☑ Yes ☐ No

If not, list the controlling shareholder(s) and their identifying number(s):

Controlling shareholder	Identifying number

c If the transferor was a member of an affiliated group filing a consolidated return, was it the parent corporation? . . . . . N/A . . . . . ☐ Yes ☐ No

If not, list the name and employer identification number (EIN) of the parent corporation:

Name of parent corporation	EIN of parent corporation

2 If the transferor was a partner in a partnership that was the actual transferor (but is not treated as such under section 367), list the name and EIN of the transferor's partnership:

Name of partnership	EIN of partnership

Part II **Transferee Foreign Corporation Information** (see instructions)

3 Name of transferee (foreign corporation)	4 **Identifying number**, if any
KING STREET CAPITAL, LTD	**N/A**

5 Address (including country)
PO BOX 71 CRAIGMUIR CHAMBERS ROAD TOWN TORTOLA BRITISH VIRGIN ISLANDS

6 Country of incorporation or organization
BRITISH VIRGIN ISLANDS

7 Foreign law characterization (see instructions)
CORPORATION

8 Is the transferee foreign corporation a controlled foreign corporation? . . . . . ☐ Yes ☑ No

Part III Information Regarding Transfer of Property (see instructions)

9 Date of transfer	10 Type of nonrecognition transaction (see instructions)
VARIOUS	**SECTION 351**

11 Description of property transferred:
CASH PAID FOR SHARES OF STOCK

12 Did this transfer result from a change in the classification of the transferee to that of a foreign corporation? ☐ **Yes** ☑ **No**

13 Was the transferor required to recognize income under Temporary Regulations sections 1.367(a)-4T through 1.367(a)-6T (e.g., for tainted property, depreciation recapture, branch loss recapture, etc.)? . . ☐ **Yes** ☑ **No**

14a Was intangible property (within the meaning of section 936(h)(3)(B)) transferred as a result of the transaction? . . . . . ☐ **Yes** ☑ **No**

b If yes, describe the nature of the rights to the intangible property that was transferred in the transfer:

Form **926**
(Rev December 2003)
Department of the Treasury
Internal Revenue Service

Return by a U.S. Transferor of Property to a Foreign Corporation

▶ **Attach to your income tax return.**

OMB No. 1545-0026

Attachment Sequence No **128**

Part I **U.S. Transferor Information** (see instructions)

Name of transferor	Identifying number (see instructions)
THE ROCKEFELLER FOUNDATION	**13-1659629**

1 If the transferor was a corporation, complete questions 1a, 1b, and 1c.

a If the transfer was a section 361(a) or (b) transfer, was the transferor controlled (under section 368(c)) by 5 or fewer domestic corporations? . . . . . ☐ Yes ☑ No

b Did the transferor remain in existence after the transfer? . . . . . ☑ Yes ☐ No

If not, list the controlling shareholder(s) and their identifying number(s):

Controlling shareholder	Identifying number

c If the transferor was a member of an affiliated group filing a consolidated return, was it the parent corporation? . . . . . N/A . . . . . ☐ Yes ☐ No

If not, list the name and employer identification number (EIN) of the parent corporation:

Name of parent corporation	EIN of parent corporation

2 If the transferor was a partner in a partnership that was the actual transferor (but is not treated as such under section 367), list the name and EIN of the transferor's partnership:

Name of partnership	EIN of partnership

Part II **Transferee Foreign Corporation Information** (see instructions)

3 Name of transferee (foreign corporation)	4 Identifying number, if any
PERRY PARTNERS INTERNATIONAL, LTD	**N/A**

5 Address (including country)
CITCO BLDG., WICKHAMS CAY PO BOX 662 ROAD TOWN TORTOLA BRITISH VIRGIN ISLANDS

6 Country of incorporation or organization
BRITISH VIRGIN ISLANDS

7 Foreign law characterization (see instructions)
CORPORATION

8 Is the transferee foreign corporation a controlled foreign corporation? . . . . . ☐ Yes ☑ No

Part III Information Regarding Transfer of Property (see instructions)

9 Date of transfer	10 Type of nonrecognition transaction (see instructions)
VARIOUS	**SECTION 351**

11 Description of property transferred:
CASH PAID FOR SHARES OF STOCK

12 Did this transfer result from a change in the classification of the transferee to that of a foreign corporation? ☐ **Yes** ☑ **No**

13 Was the transferor required to recognize income under Temporary Regulations sections 1.367(a)-4T through 1.367(a)-6T (e.g., for tainted property, depreciation recapture, branch loss recapture, etc.)? . . ☐ **Yes** ☑ **No**

14a Was intangible property (within the meaning of section 936(h)(3)(B)) transferred as a result of the transaction? . . . . . ☐ **Yes** ☑ **No**

b If yes, describe the nature of the rights to the intangible property that was transferred in the transfer:

Form **926** (Rev December 2003)

Department of the Treasury Internal Revenue Service

Return by a U.S. Transferor of Property to a Foreign Corporation

▶ **Attach to your income tax return.**

OMB No 1545-0026

Attachment Sequence No **128**

Part I U.S. Transferor Information (see instructions)

Name of transferor	Identifying number (see instructions)
THE ROCKEFELLER FOUNDATION	**13-1659629**

1 If the transferor was a corporation, complete questions 1a, 1b, and 1c.

a If the transfer was a section 361(a) or (b) transfer, was the transferor controlled (under section 368(c)) by 5 or fewer domestic corporations? . . . . . ☐ Yes ☑ No

b Did the transferor remain in existence after the transfer? . . . . . ☑ Yes ☐ No

If not, list the controlling shareholder(s) and their identifying number(s):

Controlling shareholder	Identifying number

c If the transferor was a member of an affiliated group filing a consolidated return, was it the parent corporation? . . . . . N/A . . . . . ☐ Yes ☐ No

If not, list the name and employer identification number (EIN) of the parent corporation:

Name of parent corporation	EIN of parent corporation

2 If the transferor was a partner in a partnership that was the actual transferor (but is not treated as such under section 367), list the name and EIN of the transferor's partnership:

Name of partnership	EIN of partnership

Part II Transferee Foreign Corporation Information (see instructions)

3 Name of transferee (foreign corporation)	4 Identifying number, if any
SATELLITE OVERSEAS FUND, LTD	**N/A**

5 Address (including country)
PO BOX 30362 SMB HARBOUR CENTRE, 3RD FLOOR GEORGE TOWN, GRAND CAYMAN, CAYMAN ISLANDS

6 Country of incorporation or organization
CAYMAN ISLANDS

7 Foreign law characterization (see instructions)
CORPORATION

8 Is the transferee foreign corporation a controlled foreign corporation? . . . . . ☐ Yes ☑ No

Part III Information Regarding Transfer of Property (see instructions)

9 Date of transfer	10 Type of nonrecognition transaction (see instructions)
VARIOUS	**SECTION 351**

11 Description of property transferred:
CASH PAID FOR SHARES OF STOCK

12 Did this transfer result from a change in the classification of the transferee to that of a foreign corporation? ☐ **Yes** ☑ **No**

13 Was the transferor required to recognize income under Temporary Regulations sections 1.367(a)-4T through 1.367(a)-6T (e.g., for tainted property, depreciation recapture, branch loss recapture, etc.)? . . ☐ **Yes** ☑ **No**

14a Was intangible property (within the meaning of section 936(h)(3)(B)) transferred as a result of the transaction? . . . . . ☐ **Yes** ☑ **No**

b If yes, describe the nature of the rights to the intangible property that was transferred in the transfer:

Form **5471**

(Rev December 2004)

Department of the Treasury
Internal Revenue Service

Information Return of U.S. Persons With Respect To Certain Foreign Corporations

▶ **See separate instructions.**

Information furnished for the foreign corporation's annual accounting period (tax year required by section 898) (see instructions) beginning , 20 , and ending , 20

OMB No 1545-0704
Attachment Sequence No. **121**

File In Duplicate
(see **When and Where To File** on page 1 of the instructions)

Name of person filing this return
THE ROCKEFELLER FOUNDATION

A Identifying number
13-1659629

Number, street, and room or suite no (or P O box number if mail is not delivered to street address)
420 FIFTH AVE

B Category of filer (See page 1 of the instructions Check applicable box(es)) 1 ☐ 2 ☐ 3 ☐ 4 ☑ 5 ☑

City or town, state, and ZIP code
NEW YORK, NY 10118-2702

C Enter the total percentage of the foreign corporation's voting stock you owned at the end of its annual accounting period **24.84** %

Filer's tax year beginning **01/01** , 20 **04** , and ending **12/31** , 20 **04**

D Person(s) on whose behalf this information return is filed

(1) Name	(2) Address	(3) Identifying number	(4) Check applicable box(es)		
			Shareholder	Officer	Director
FANO & COMPANY	**3 CHASE METROTECH CENTER**				
	5TH FL., BROOKLYN, NY 11245	**20-0489336**	✓		

Important: *Fill in all applicable lines and schedules. All information* ***must*** *be in English. All amounts* ***must*** *be stated in U.S. dollars unless otherwise indicated.*

1a Name and address of foreign corporation
FREMONT CAYMAN STRATEGIC PARTNERS III, L.P.
C/O FREMONT REALTY CAPITAL, L.P. P.O. BOX 192386
SAN FRANCISCO, CA 94119-2386

b Employer identification number, if any
98-0222679

c Country under whose laws incorporated
CAYMAN ISLANDS

d Date of incorporation	e Principal place of business	f Principal business activity code number	g Principal business activity	h Functional currency
01/01/2000	**CAYMAN ISLANDS**	**531390**	**INVESTMENT**	**US DOLLAR**

2 Provide the following information for the foreign corporation's accounting period stated above

a Name, address, and identifying number of branch office or agent (if any) in the United States

b If a U S income tax return was filed, enter

(i) Taxable income or (loss)	(ii) U.S income tax paid (after all credits)

c Name and address of foreign corporation's statutory or resident agent in country of incorporation
WALKERS SPV LIMITED
P.O. BOX 098GT, WALKER HOUSE
GRAND CAYMAN, CAYMAN

d Name and address (including corporate department, if applicable) of person (or persons) with custody of the books and records of the foreign corporation, and the location of such books and records, if different
VICTOR KWOK
FREMONT GROUP, P.O. BOX 192386
SAN FRANCISCO, CA 94119-2386

Schedule A Stock of the Foreign Corporation

Part I—All Classes of Stock

(a) Description of each class of stock	(b) Number of shares issued and outstanding	
	(i) Beginning of annual accounting period	(ii) End of annual accounting period
COMMON	**100**	**100**

Part II—Additional Information for Preferred Stock

(To be completed **only** by Category 1 filers for foreign personal holding companies.)

(a) Description of each class of Preferred stock (**Note:** *This description should match the corresponding description entered in Part I, column (a)*)	(b) Par value in functional currency	(c) Rate of dividend	(d) Indicate whether the stock is cumulative or noncumulative

Schedule B U.S. Shareholders of Foreign Corporation (See page 4 of the instructions.)

(a) Name, address, and identifying number of shareholder	(b) Description of each class of stock held by shareholder (**Note:** *This description should match the corresponding description entered in Schedule A, Part I, column (a).*)	(c) Number of shares held at beginning of annual accounting period	(d) Number of shares held at end of annual accounting period	(e) Pro rata share of subpart F income (enter as a percentage)
FREMONT STRATEGIC PROP. PTNRS. L.P. P.O. BOX 192386 , SF, CA 94-3368794	**COMMON**	**100**	**100**	**100.00%**

Schedule C Income Statement (See page 5 of the instructions.)

Important: *Report all information in functional currency in accordance with U.S. GAAP. Also, report each amount in U.S. dollars translated from functional currency (using GAAP translation rules). However, if the functional currency is the U.S. dollar, complete only the U.S. Dollars column. See instructions for special rules for DASTM corporations.*

				Functional Currency	U.S. Dollars
Income	1a	Gross receipts or sales	1a		
	b	Returns and allowances	1b		
	c	Subtract line 1b from line 1a	1c		
	2	Cost of goods sold	2		
	3	Gross profit (subtract line 2 from line 1c)	3		
	4	Dividends	4		
	5	Interest	5		
	6	Gross rents, royalties, and license fees	6		
	7	Net gain or (loss) on sale of capital assets	7		
	8	Other income (attach schedule)	8		
	9	Total income (add lines 3 through 8)	9		
Deductions	10	Compensation not deducted elsewhere	10		
	11	Rents, royalties, and license fees	11		
	12	Interest	12		
	13	Depreciation not deducted elsewhere	13		
	14	Depletion	14		
	15	Taxes (exclude provision for income, war profits, and excess profits taxes)	15		
	16	Other deductions (attach schedule—exclude provision for income, war profits, and excess profits taxes)	16		3525
	17	Total deductions (add lines 10 through 16)	17		3525
Net Income	18	Net income or (loss) before extraordinary items, prior period adjustments, and the provision for income, war profits, and excess profits taxes (subtract line 17 from line 9)	18		-3525
	19	Extraordinary items and prior period adjustments (see instructions)	19		
	20	Provision for income, war profits, and excess profits taxes (see instructions)	20		
	21	Current year net income or (loss) per books (combine lines 18 through 20)	21		-3525

Schedule E Income, War Profits, and Excess Profits Taxes Paid or Accrued (See page 5 of instructions.)

	(a) Name of country or U S possession	Amount of tax (b) In foreign currency	(c) Conversion rate	(d) In U S. dollars
1	U.S			
2				
3				
4				
5				
6				
7				
8	Total ▶			

Schedule F Balance Sheet

Important: *Report all amounts in U.S. dollars prepared and translated in accordance with U.S. GAAP. See page 5 of the instructions for an exception for DASTM corporations.*

	Assets		(a) Beginning of annual accounting period	(b) End of annual accounting period
1	Cash	1		
2a	Trade notes and accounts receivable	2a		
b	Less allowance for bad debts	2b	( )	( )
3	Inventories	3		
4	Other current assets (attach schedule)	4		
5	Loans to shareholders and other related persons	5		
6	Investment in subsidiaries (attach schedule)	6	12,624,775	10,860,337
7	Other investments (attach schedule)	7		
8a	Buildings and other depreciable assets	8a		
b	Less accumulated depreciation	8b	( )	( )
9a	Depletable assets	9a		
b	Less accumulated depletion	9b	( )	( )
10	Land (net of any amortization)	10		
11	Intangible assets:			
a	Goodwill	11a		
b	Organization costs	11b		
c	Patents, trademarks, and other intangible assets	11c		
d	Less accumulated amortization for lines 11a, b, and c	11d	( )	( )
12	Other assets (attach schedule)	12		
13	Total assets	13	12,624,775	10,860,337
	Liabilities and Shareholders' Equity			
14	Accounts payable	14		
15	Other current liabilities (attach schedule)	15	1510	3255
16	Loans from shareholders and other related persons	16		
17	Other liabilities (attach schedule)	17		
18	Capital stock:			
a	Preferred stock	18a		
b	Common stock	18b	18,529,008	18,919,996
19	Paid-in or capital surplus (attach reconciliation)	19		
20	Retained earnings	20	-5,905,743	-8,062,914
21	Less cost of treasury stock	21	( )	( )
22	Total liabilities and shareholders' equity	22	12,624,775	10,860,337

Schedule G Other Information

		Yes	No
1	During the tax year, did the foreign corporation own at least a 10% interest, directly or indirectly, in any foreign partnership? . . . . . If "Yes," see page 5 of the instructions for required attachment.	☐	☑
2	During the tax year, did the foreign corporation own an interest in any trust?	☐	☑
3	During the tax year, did the foreign corporation own any foreign entities that were disregarded as entities separate from their owners under Regulations sections 301.7701-2 and 301.7701-3 (see instructions)? . . . . . If "Yes," you are generally required to attach Form 8858 for each entity (see instructions).	☐	☑

Schedule H Current Earnings and Profits (See page 5 of the instructions.)

Important: *Enter the amounts on lines 1 through 5c in* ***functional*** *currency.*

		Net Additions	Net Subtractions		
1	Current year net income or (loss) per foreign books of account			1	
2	Net adjustments made to line 1 to determine current earnings and profits according to U.S. financial and tax accounting standards (see instructions):				
a	Capital gains or losses				
b	Depreciation and amortization				
c	Depletion				
d	Investment or incentive allowance				
e	Charges to statutory reserves.				
f	Inventory adjustments				
g	Taxes.				
h	Other (attach schedule)	1,393	1,098,316		
3	Total net additions				
4	Total net subtractions		1,096,316		
5a	Current earnings and profits (line 1 plus line 3 minus line 4)			5a	-1,100,448
b	DASTM gain or (loss) for foreign corporations that use DASTM (see instructions)			5b	
c	Combine lines 5a and 5b			5c	-1,100,448
d	Current earnings and profits in U.S. dollars (line 5c translated at the appropriate exchange rate as defined in section 989(b) and the related regulations (see instructions)) . . . . . Enter exchange rate used for line 5d ▶			5d	-1,100,448

Schedule I Summary of Shareholder's Income From Foreign Corporation (See page 5 of instructions.)

1	Subpart F income (line 40b, Worksheet A in the instructions)	1	
2	Earnings invested in U.S. property (line 17, Worksheet B in the instructions)	2	
3	Previously excluded subpart F income withdrawn from qualified investments (line 6b, Worksheet C in the instructions).	3	
4	Previously excluded export trade income withdrawn from investment in export trade assets (line 7b, Worksheet D in the instructions)	4	
5	Factoring income.	5	
6	Total of lines 1 through 5. Enter here and on your income tax return. See page 6 of instructions	6	
7	Dividends received (translated at spot rate on payment date under section 989(b)(1))	7	
8	Exchange gain or (loss) on a distribution of previously taxed income.	8	

	Yes	No
• Was any income of the foreign corporation blocked?	☐	☑
• Did any such income become unblocked during the tax year (see section 964(b))?	☐	☑

If the answer to either question is "Yes," attach an explanation.

Form **5471**

(Rev. December 2004)

Department of the Treasury
Internal Revenue Service

Information Return of U.S. Persons With Respect To Certain Foreign Corporations

▶ See separate instructions.

Information furnished for the foreign corporation's annual accounting period (tax year required by section 898) (see instructions) beginning , 20 , and ending , 20

OMB No 1545-0704
Attachment Sequence No **121**

File In Duplicate
(see **When and Where To File** on page 1 of the instructions)

Name of person filing this return	A **Identifying number**
THE ROCKEFELLER FOUNDATION	**13-1659629**
Number, street, and room or suite no (or P O box number if mail is not delivered to street address) **420 FIFTH AVE**	B Category of filer (See page 1 of the instructions Check applicable box(es)). 1 ☐ 2 ☐ 3 ☐ 4 ☑ 5 ☑
City or town, state, and ZIP code **NEW YORK, NY 10118-2702**	C Enter the total percentage of the foreign corporation's voting stock you owned at the end of its annual accounting period **24.84** %

Filer's tax year beginning **01/01** , 20 **04** , and ending **12/31** , 20 **04**

D Person(s) on whose behalf this information return is filed·

(1) Name	(2) Address	(3) Identifying number	(4) Check applicable box(es)		
			Shareholder	Officer	Director
FANO & COMPANY	**3 CHASE METROTECH CENTER**				
	5TH FL., BROOKLYN, NY 11245	**20-0489336**	✓		
JOHN S. & JAMES L.	**WACHOVIA FINANCIAL CENTER**				
KNIGHT FOUNDATION	**SUITE 3300, MIAMI, FL 33131**	**65-0464177**	✓		

Important: *Fill in all applicable lines and schedules. All information* ***must*** *be in English. All amounts* ***must*** *be stated in U.S. dollars unless otherwise indicated.*

1a Name and address of foreign corporation
FREMONT CAYMAN STRATEGIC PARTNERS III, L.P.
C/O FREMONT REALTY CAPITAL, L.P. P.O. BOX 192386
SAN FRANCISCO, CA 94119-2386

b Employer identification number, if any **98-0222679**

c Country under whose laws incorporated **CAYMAN ISLANDS**

d Date of incorporation	e Principal place of business	f Principal business activity code number	g Principal business activity	h Functional currency
01/01/2000	**CAYMAN ISLANDS**	**531390**	**INVESTMENT**	**US DOLLAR**

2 Provide the following information for the foreign corporation's accounting period stated above

a Name, address, and identifying number of branch office or agent (if any) in the United States

b If a U S income tax return was filed, enter

(i) Taxable income or (loss)	(ii) U.S. income tax paid (after all credits)

c Name and address of foreign corporation's statutory or resident agent in country of incorporation
WALKERS SPV LIMITED
P.O. BOX 098GT, WALKER HOUSE
GRAND CAYMAN, CAYMAN

d Name and address (including corporate department, if applicable) of person (or persons) with custody of the books and records of the foreign corporation, and the location of such books and records, if different
VICTOR KWOK
FREMONT GROUP, P.O. BOX 192386
SAN FRANCISCO, CA 94119-2386

Schedule A Stock of the Foreign Corporation

Part I—All Classes of Stock

(a) Description of each class of stock	(b) Number of shares issued and outstanding	
	(i) Beginning of annual accounting period	(ii) End of annual accounting period
COMMON	**100**	**100**

Part II—Additional Information for Preferred Stock

(To be completed **only** by Category 1 filers for foreign personal holding companies.)

(a) Description of each class of Preferred stock (**Note:** *This description should match the corresponding description entered in Part I, column (a)*)	(b) Par value in functional currency	(c) Rate of dividend	(d) Indicate whether the stock is cumulative or noncumulative

Schedule B U.S. Shareholders of Foreign Corporation (See page 4 of the instructions.)

(a) Name, address, and identifying number of shareholder	(b) Description of each class of stock held by shareholder (**Note:** *This description should match the corresponding description entered in Schedule A, Part I, column (a).*)	(c) Number of shares held at beginning of annual accounting period	(d) Number of shares held at end of annual accounting period	(e) Pro rata share of subpart F income (enter as a percentage)
FREMONT STRATEGIC PROP. PTNRS. L.P. P.O. BOX 192386 , SF, CA 94-3368794	**COMMON**	**100**	**100**	**100.00%**

Schedule C Income Statement (See page 5 of the instructions.)

Important: *Report all information in functional currency in accordance with U.S. GAAP. Also, report each amount in U.S. dollars translated from functional currency (using GAAP translation rules). However, if the functional currency is the U.S. dollar, complete only the U.S. Dollars column. See instructions for special rules for DASTM corporations.*

				Functional Currency	U.S. Dollars
Income	1a	Gross receipts or sales	1a		
	b	Returns and allowances	1b		
	c	Subtract line 1b from line 1a	1c		
	2	Cost of goods sold	2		
	3	Gross profit (subtract line 2 from line 1c)	3		
	4	Dividends	4		
	5	Interest	5		
	6	Gross rents, royalties, and license fees	6		
	7	Net gain or (loss) on sale of capital assets	7		
	8	Other income (attach schedule)	8		
	9	Total income (add lines 3 through 8)	9		
Deductions	10	Compensation not deducted elsewhere	10		
	11	Rents, royalties, and license fees	11		
	12	Interest	12		
	13	Depreciation not deducted elsewhere	13		
	14	Depletion	14		
	15	Taxes (exclude provision for income, war profits, and excess profits taxes)	15		
	16	Other deductions (attach schedule—exclude provision for income, war profits, and excess profits taxes)	16		3525
	17	Total deductions (add lines 10 through 16)	17		3525
Net Income	18	Net income or (loss) before extraordinary items, prior period adjustments, and the provision for income, war profits, and excess profits taxes (subtract line 17 from line 9)	18		-3525
	19	Extraordinary items and prior period adjustments (see instructions)	19		
	20	Provision for income, war profits, and excess profits taxes (see instructions)	20		
	21	Current year net income or (loss) per books (combine lines 18 through 20)	21		-3525

Schedule E Income, War Profits, and Excess Profits Taxes Paid or Accrued (See page 5 of instructions.)

	(a) Name of country or U S possession	Amount of tax (b) In foreign currency	(c) Conversion rate	(d) In U.S dollars
1	U.S			
2				
3				
4				
5				
6				
7				
8	Total ▶			

Schedule F Balance Sheet

Important: *Report all amounts in U.S. dollars prepared and translated in accordance with U.S. GAAP. See page 5 of the instructions for an exception for DASTM corporations.*

	Assets		(a) Beginning of annual accounting period	(b) End of annual accounting period
1	Cash	1		
2a	Trade notes and accounts receivable	2a		
b	Less allowance for bad debts	2b	( )	( )
3	Inventories	3		
4	Other current assets (attach schedule)	4		
5	Loans to shareholders and other related persons	5		
6	Investment in subsidiaries (attach schedule)	6	12,624,775	10,860,337
7	Other investments (attach schedule)	7		
8a	Buildings and other depreciable assets	8a		
b	Less accumulated depreciation	8b	( )	( )
9a	Depletable assets	9a		
b	Less accumulated depletion	9b	( )	( )
10	Land (net of any amortization)	10		
11	Intangible assets:			
a	Goodwill	11a		
b	Organization costs	11b		
c	Patents, trademarks, and other intangible assets	11c		
d	Less accumulated amortization for lines 11a, b, and c	11d	( )	( )
12	Other assets (attach schedule)	12		
13	Total assets	13	12,624,775	10,860,337
	Liabilities and Shareholders' Equity			
14	Accounts payable	14		
15	Other current liabilities (attach schedule)	15	1510	3255
16	Loans from shareholders and other related persons	16		
17	Other liabilities (attach schedule)	17		
18	Capital stock:			
a	Preferred stock	18a		
b	Common stock	18b	18,529,008	18,919,996
19	Paid-in or capital surplus (attach reconciliation)	19		
20	Retained earnings	20	-5,905,743	-8,062,914
21	Less cost of treasury stock	21	( )	( )
22	Total liabilities and shareholders' equity	22	12,624,775	10,860,337

Schedule G Other Information

		Yes	No
1	During the tax year, did the foreign corporation own at least a 10% interest, directly or indirectly, in any foreign partnership? If "Yes," see page 5 of the instructions for required attachment.	☐	☑
2	During the tax year, did the foreign corporation own an interest in any trust?	☐	☑
3	During the tax year, did the foreign corporation own any foreign entities that were disregarded as entities separate from their owners under Regulations sections 301.7701-2 and 301.7701-3 (see instructions)? If "Yes," you are generally required to attach Form 8858 for each entity (see instructions).	☐	☑

Schedule H Current Earnings and Profits (See page 5 of the instructions.)

Important: *Enter the amounts on lines 1 through 5c in* ***functional*** *currency.*

		Net Additions	Net Subtractions		
1	Current year net income or (loss) per foreign books of account			1	
2	Net adjustments made to line 1 to determine current earnings and profits according to U.S. financial and tax accounting standards (see instructions):				
a	Capital gains or losses				
b	Depreciation and amortization				
c	Depletion				
d	Investment or incentive allowance				
e	Charges to statutory reserves				
f	Inventory adjustments				
g	Taxes				
h	Other (attach schedule)	1,393	1,098,316		
3	Total net additions				
4	Total net subtractions		1,096,316		
5a	Current earnings and profits (line 1 plus line 3 minus line 4)			5a	-1,100,448
b	DASTM gain or (loss) for foreign corporations that use DASTM (see instructions)			5b	
c	Combine lines 5a and 5b			5c	-1,100,448
d	Current earnings and profits in U.S. dollars (line 5c translated at the appropriate exchange rate as defined in section 989(b) and the related regulations (see instructions))			5d	-1,100,448

Enter exchange rate used for line 5d ▶

Schedule I Summary of Shareholder's Income From Foreign Corporation (See page 5 of instructions.)

1	Subpart F income (line 40b, Worksheet A in the instructions)	1	
2	Earnings invested in U.S. property (line 17, Worksheet B in the instructions)	2	
3	Previously excluded subpart F income withdrawn from qualified investments (line 6b, Worksheet C in the instructions)	3	
4	Previously excluded export trade income withdrawn from investment in export trade assets (line 7b, Worksheet D in the instructions)	4	
5	Factoring income	5	
6	Total of lines 1 through 5. Enter here and on your income tax return. See page 6 of instructions	6	
7	Dividends received (translated at spot rate on payment date under section 989(b)(1))	7	
8	Exchange gain or (loss) on a distribution of previously taxed income	8	

	Yes	No
• Was any income of the foreign corporation blocked?	☐	☑
• Did any such income become unblocked during the tax year (see section 964(b))?	☐	☑

If the answer to either question is "Yes," attach an explanation.

SCHEDULE J (Form 5471)
(Rev December 2004)
Department of the Treasury
Internal Revenue Service

Accumulated Earnings and Profits (E&P) of Controlled Foreign Corporation

▶ Attach to Form 5471. See instructions for Form 5471.

OMB No 1545-0704

Name of person filing Form 5471
FREEMONT STRATEGIC PROPERTY PARTNERS, L.P. c/o FREEMONT REALTY CAPITAL, L.P.

Identifying number
94-3368794

Name of foreign corporation

Important: Enter amounts in functional currency.	(a) Post-1986 Undistributed Earnings (post-86 section 959(c)(3) balance)	(b) Pre-1987 E&P Not Previously Taxed (pre-87 section 959(c)(3) balance)	(c) Previously Taxed E&P (see instructions) (sections 959(c)(1) and (2) balances)			(d) Total Section 964(a) E&P (combine columns (a), (b), and (c))
			(i) Earnings Invested in U S. Property	(ii) Earnings Invested in Excess Passive Assets	(iii) Subpart F Income	
1 Balance at beginning of year	<8,756,392>					
2a Current year E&P						
b Current year deficit in E&P	<1,100,448,>					
3 Total current and accumulated E&P not previously taxed (line 1 plus line 2a **or** line 1 minus line 2b)	<9,856,840>					
4 Amounts included under section 951(a) or reclassified under section 959(c) in current year						
5a Actual distributions or reclassifications of previously taxed E&P						
b Actual distributions of nonpreviously taxed E&P						
6a Balance of previously taxed E&P at end of year (line 1 plus line 4, minus line 5a)						
b Balance of E&P not previously taxed at end of year (line 3 minus line 4, minus line 5b)	<9,856,840>					
7 Balance at end of year. (Enter amount from line 6a or line 6b, whichever is applicable.)	<9,856,840>					

SCHEDULE M (Form 5471)
(Rev December 2004)
Department of the Treasury
Internal Revenue Service

Transactions Between Controlled Foreign Corporation and Shareholders or Other Related Persons

▶ Attach to Form 5471. See Instructions for Form 5471.

OMB No 1545-0704

Name of person filing Form 5471
THE ROCKEFELLER FOUNDATION

Identifying number
13-1659629

Name of foreign corporation
FREMONT CAYMAN STRATEGIC PARTNERS III, L.P. C/O FREMONT REALTY CAPITAL, L.P.

Important: *Complete a* ***separate*** *Schedule M for each controlled foreign corporation. Enter the totals for each type of transaction that occurred during the annual accounting period between the foreign corporation and the persons listed in columns (b) through (f). All amounts must be stated in U S dollars translated from functional currency at the average exchange rate for the foreign corporation's tax year. See page 10 of the instructions.*

Enter the relevant functional currency and the exchange rate used throughout this schedule ▶

(a) Transactions of foreign corporation	(b) U S person filing this return	(c) Any domestic corporation or partnership controlled by U S person filing this return	(d) Any other foreign corporation or partnership controlled by U S person filing this return	(e) 10% or more U S shareholder of controlled foreign corporation (other than the U S person filing this return)	(f) 10% or more U.S shareholder of any corporation controlling the foreign corporation
1 Sales of stock in trade (inventory)					
2 Sales of property rights (patents, trademarks, etc.)					
3 Compensation received for technical, managerial, engineering, construction, or like services					
4 Commissions received					
5 Rents, royalties, and license fees received					
6 Dividends received (exclude deemed distributions under subpart F and distributions of previously taxed income)					
7 Interest received					
8 Premiums received for insurance or reinsurance					
9 Add lines 1 through 8					
10 Purchases of stock in trade (inventory)					
11 Purchases of tangible property other than stock in trade					
12 Purchases of property rights (patents, trademarks, etc)					
13 Compensation paid for technical, managerial, engineering, construction, or like services.	1,560				
14 Commissions paid					
15 Rents, royalties, and license fees paid					
16 Dividends paid					
17 Interest paid					
18 Add lines 10 through 17	1,560				
19 Amounts borrowed (enter the maximum loan balance during the year) — see instructions	2,355				
20 Amounts loaned (enter the maximum loan balance during the year) — see instructions					

Form **8865**

Department of the Treasury
Internal Revenue Service

Return of U.S. Persons With Respect to Certain Foreign Partnerships

▶ **Attach to your tax return. See separate instructions.**

Information furnished for the foreign partnership's tax year beginning , 2004, and ending , 20

OMB No 1545-1668

2004

Attachment Sequence No **118**

Name of person filing this return
THE ROCKEFELLER FOUNDATION

Filer's identifying number
13-1659629

Filer's address (if you are not filing this form with your tax return)

A Category of filer (see **Categories of Filers** in the instructions and check applicable box(es))
1 ☐ 2 ☐ 3 ☑ 4 ☐

B Filer's tax year beginning **01/01**, 20 **04**, and ending **12/31**, 20 **04**

C Filer's share of liabilities. Nonrecourse $ Qualified nonrecourse financing $ Other $

D If filer is a member of a consolidated group but not the parent, enter the following information about the parent:
Name EIN
Address

E *Information about certain other partners (see instructions)*

(1) Name	(2) Address	(3) Identifying number	(4) Check applicable box(es)		
			Category 1	Category 2	Constructive owner

F1 Name and address of foreign partnership
BC EUROPEAN CAPITAL VII-7 LP, TRAFALGAR COURT, LES BANQUES, ST. PETER PORT, GUERNSEY, CHANNEL ISLANDS, GY1 3QL

2 EIN (if any)
98-0349096

3 Country under whose laws organized
UNITED KINGDOM

4 Date of organization	5 Principal place of business	6 Principal business activity code number	7 Principal business activity	8a Functional currency	8b Exchange rate (see instr)
03/01/2000	UNITED KINGDOM	523900	PORTFOLIO INVES	EURO	SPOT .7329

G Provide the following information for the foreign partnership's tax year:

1 Name, address, and identifying number of agent (if any) in the United States
NONE

2 Check if the foreign partnership must file.
☐ Form 1042 ☐ Form 8804 ☑ Form 1065 or 1065-B
Service Center where Form 1065 or 1065-B is filed.
PHILADELPHIA, PA

3 *Name and address of foreign partnership's agent in country of organization, if any*
CIE MANAGEMENT II LTD, TRAFALGAR COURT, LES BANQUES, ST. PETER PORT, GUERNSEY, CHANNEL ISLANDS, GY1 3QL

4 *Name and address of person(s) with custody of the books and records of the foreign partnership, and the location of such books and records, if different*
GUERNESY INTERNATIONAL FUND MANAGERS SAME ADDRESS AS 3

5 Were any special allocations made by the foreign partnership? . . . . . ▶ ☑ **Yes** ☐ **No**

6 Enter the number of Forms 8858, Information Return of U.S Persons With Respect To Foreign Disregarded Entities, attached to this return (see instructions). . . . . ▶ **NONE**

7 How is this partnership classified under the law of the country in which it is organized? . . ▶ **PARTNERSHIP**

8 Did the partnership own any separate units within the meaning of Regulations section 1.1503-2(c)(3) or (4)? . . ▶ ☐ **Yes** ☐ **No**

9 Does this partnership meet **both** of the following requirements?
- The partnership's total receipts for the tax year were less than $250,000 and
- The value of the partnership's total assets at the end of the tax year was less than $600,000.

If "Yes," **do not** complete Schedules L, M-1, and M-2. . . . . ▶ ☐ **Yes** ☐ **No**

Sign Here Only If You Are Filing This Form Separately and Not With Your Tax Return

Under penalties of perjury, I declare that I have examined this return, including accompanying schedules and statements, and to the best of my knowledge and belief, it is true, correct, and complete Declaration of preparer (other than general partner or limited liability company member) is based on all information of which preparer has any knowledge

▶ Signature of general partner or limited liability company member ▶ Date

Paid Preparer Sign and Complete Only If Form is Filed Separately.

Preparer's signature ▶ Date Check if self-employed ▶ ☐ Preparer's SSN or PTIN

Firm's name (or yours if self-employed), address, and ZIP code ▶ EIN ▶ Phone no ( )

Schedule A **Constructive Ownership of Partnership Interest.** Check the boxes that apply to the filer. If you check box **b,** enter the name, address, and U.S. taxpayer identifying number (if any) of the person(s) whose interest you constructively own. See instructions.

a ☐ Owns a direct interest b ☐ Owns a constructive interest

Name	Address	Identifying number (if any)	Check if foreign person	Check if direct partner

Schedule A-1 **Certain Partners of Foreign Partnership** (see instructions)

Name	Address	Identifying number (if any)	Check if foreign person

Does the partnership have any other foreign person as a direct partner? . . . . . ☐ **Yes** ☐ **No**

Schedule A-2 **Affiliation Schedule.** List all partnerships (foreign or domestic) in which the foreign partnership owns a direct interest or indirectly owns a 10% interest.

Name	Address	EIN (if any)	Total ordinary income or loss	Check if foreign partnership

Schedule B **Income Statement—Trade or Business Income**

Caution: *Include* ***only*** *trade or business income and expenses on lines 1a through 22 below. See the instructions for more information*

Income	1a	Gross receipts or sales	1a		
	b	Less returns and allowances	1b		1c
	2	Cost of goods sold			2
	3	Gross profit. Subtract line 2 from line 1c			3
	4	Ordinary income (loss) from other partnerships, estates, and trusts *(attach statement)*			4
	5	Net farm profit (loss) *(attach Schedule F (Form 1040))*			5
	6	Net gain (loss) from Form 4797, Part II, line 17			6
	7	Other income (loss) *(attach statement)*			7
	8	**Total income (loss).** Combine lines 3 through 7			8
Deductions (see page 8 of the instructions for limitations)	9	Salaries and wages (other than to partners) (less employment credits)			9
	10	Guaranteed payments to partners			10
	11	Repairs and maintenance			11
	12	Bad debts			12
	13	Rent			13
	14	Taxes and licenses			14
	15	Interest			15
	16a	Depreciation *(if required, attach Form 4562)*	16a		
	b	Less depreciation reported elsewhere on return	16b		16c
	17	Depletion (**Do not** deduct oil and gas depletion.)			17
	18	Retirement plans, etc.			18
	19	Employee benefit programs			19
	20	Other deductions *(attach statement)*			20
	21	**Total deductions.** Add the amounts shown in the far right column for lines 9 through 20			21
	22	**Ordinary business income (loss)** from trade or business activities. Subtract line 21 from line 8			22

Schedule D Capital Gains and Losses

Part I Short-Term Capital Gains and Losses—Assets Held One Year or Less

	(a) Description of property (e g , 100 shares of "Z" Co)	(b) Date acquired (month, day, year)	(c) Date sold (month, day, year)	(d) Sales price (see instructions)	(e) Cost or other basis (see instructions)	(f) Gain or (loss) Subtract (e) from (d)
1						

2	Short-term capital gain from installment sales from Form 6252, line 26 or 37	2	
3	Short-term capital gain (loss) from like-kind exchanges from Form 8824	3	
4	Partnership's share of net short-term capital gain (loss), including specially allocated short-term capital gains (losses), from other partnerships, estates, and trusts	4	
5	**Net short-term capital gain or (loss).** Combine lines 1 through 4 in column (f). Enter here and on Form 8865, Schedule K, line 8 or 11	5	

Part II Long-Term Capital Gains and Losses—Assets Held More Than One Year

	(a) Description of property (e.g., 100 shares of "Z" Co)	(b) Date acquired (month, day, year)	(c) Date sold (month, day, year)	(d) Sales price (see instructions)	(e) Cost or other basis (see instructions)	(f) Gain or (loss) Subtract (e) from (d)
6						

7	Long-term capital gain from installment sales from Form 6252, line 26 or 37	7	
8	Long-term capital gain (loss) from like-kind exchanges from Form 8824	8	
9	Partnership's share of net long-term capital gain (loss), including specially allocated long-term capital gains (losses), from other partnerships, estates, and trusts	9	
10	Capital gain distributions	10	
11	**Net long-term capital gain or (loss).** Combine lines 6 through 10 in column (f). Enter here and on Form 8865, Schedule K, line 9a or 11	11	

Schedule K Partners' Distributive Share Items		Total amount
Income (Loss)		
	1 Ordinary business income (loss) (page 2, line 22)	1
	2 Net rental real estate income (loss) *(attach Form 8825)*	2
	3a Other gross rental income (loss) 3a	
	b Expenses from other rental activities *(attach statement)* 3b	
	c Other net rental income (loss). Subtract line 3b from line 3a	3c
	4 Guaranteed payments	4
	5 Interest income	5
	6 Dividends: a Ordinary dividends	6a
	b Qualified dividends 6b	
	7 Royalties	7
	8 Net short-term capital gain (loss)	8
	9a Net long-term capital gain (loss)	9a
	b Collectibles (28%) gain (loss) 9b	
	c Unrecaptured section 1250 gain *(attach statement)* 9c	
	10 Net section 1231 gain (loss) *(attach Form 4797)*	10
	11 Other income (loss) *(attach statement)*	11
Deductions		
	12 Section 179 deduction *(attach Form 4562)*	12
	13a Contributions	13a
	b Deductions related to portfolio income *(attach statement)*	13b
	c Investment interest expense	13c
	d Section 59(e)(2) expenditures: (1) Type ▶ (2) Amount ▶	13d(2)
	e Other deductions *(attach statement)*	13e
Self-Employment		
	14a Net earnings (loss) from self-employment	14a
	b Gross farming or fishing income	14b
	c Gross nonfarm income	14c
Credits & Credit Recapture		
	15a Low-income housing credit (section 42(j)(5))	15a
	b Low-income housing credit (other)	15b
	c Qualified rehabilitation expenditures (rental real estate) *(attach Form 3468)*	15c
	d Other rental real estate credits	15d
	e Other rental credits	15e
	f Other credits and credit recapture *(attach statement)*	15f
Foreign Transactions		
	16a Name of country or U.S. possession ▶	
	b Gross income from all sources	16b
	c Gross income sourced at partner level	16c
	Foreign gross income sourced at partnership level	
	d Passive ▶ e Listed categories *(attach statement)* ▶ f General limitation ▶	16f
	Deductions allocated and apportioned at partner level	
	g Interest expense ▶ h Other ▶	16h
	Deductions allocated and apportioned at partnership level to foreign source income	
	i Passive ▶ j Listed categories *(attach statement)* ▶ k General limitation ▶	16k
	l Foreign taxes (1) Paid ▶ (2) Accrued ▶	16l(2)
	m Reduction in taxes available for credit *(attach statement)*	16m
Alternative Minimum Tax (AMT) Items		
	17a Post-1986 depreciation adjustment	17a
	b Adjusted gain or loss	17b
	c Depletion (other than oil and gas)	17c
	d Oil, gas, and geothermal properties—gross income	17d
	e Oil, gas, and geothermal properties—deductions	17e
	f Other AMT items *(attach statement)*	17f
Other Information		
	18a Tax-exempt interest income	18
	b Other tax-exempt income	18b
	c Nondeductible expenses	18c
	19a Distributions of cash and marketable securities	19
	b Distributions of other property	19b
	20a Investment income	20a
	b Investment expenses	20b
	c Other items and amounts *(attach statement)*	

701

Schedule L **Balance Sheets per Books.** (Not required if Item G9, page 1, is answered "Yes.")

Assets	Beginning of tax year (a)	Beginning of tax year (b)	End of tax year (c)	End of tax year (d)
1 Cash				
2a Trade notes and accounts receivable				
b Less allowance for bad debts				
3 Inventories				
4 U.S. government obligations				
5 Tax-exempt securities				
6 Other current assets *(attach statement)*				
7 Mortgage and real estate loans				
8 Other investments *(attach statement)*				
9a Buildings and other depreciable assets				
b Less accumulated depreciation				
10a Depletable assets				
b Less accumulated depletion				
11 Land (net of any amortization)				
12a Intangible assets (amortizable only)				
b Less accumulated amortization				
13 Other assets *(attach statement)*				
14 **Total** assets				
Liabilities and Capital				
15 Accounts payable				
16 Mortgages, notes, bonds payable in less than 1 year				
17 Other current liabilities *(attach statement)*				
18 All nonrecourse loans				
19 Mortgages, notes, bonds payable in 1 year or more				
20 Other liabilities *(attach statement)*				
21 Partners' capital accounts				
22 **Total** liabilities and capital				

Schedule M Balance Sheets for Interest Allocation

	(a) Beginning of tax year	(b) End of tax year
1 Total U.S. assets		
2 Total foreign assets.		
a Passive income category		
b Listed categories *(attach statement)*		
c General limitation income category		

Schedule M-1 Reconciliation of Income (Loss) per Books With Income (Loss) per Return. (Not required if Item G9, page 1, is answered "Yes.")

1 Net income (loss) per books		6 Income recorded on books this year not included on Schedule K, lines 1 through 11 (itemize):	
2 Income included on Schedule K, lines 1, 2, 3c, 5, 6a, 7, 8, 9a, 10, and 11 not recorded on books this year (itemize):		a Tax-exempt interest $	
3 Guaranteed payments (other than health insurance)		7 Deductions included on Schedule K, lines 1 through 13e, 16l(1), and 16l(2), not charged against book income this year (itemize):	
4 Expenses recorded on books this year not included on Schedule K, lines 1 through 13e, 16l(1), and 16l(2) (itemize):		a Depreciation $	
a Depreciation $			
b Travel and entertainment $			
5 Add lines 1 through 4		8 Add lines 6 and 7	
		9 Income (loss) Subtract line 8 from line 5	

Schedule M-2 Analysis of Partners' Capital Accounts. (Not required if Item G9, page 1, is answered "Yes.")

1 Balance at beginning of year		6 Distributions: a Cash	
2 Capital contributed: a Cash		b Property	
b Property		7 Other decreases (itemize):	
3 Net income (loss) per books			
4 Other increases (itemize):			
		8 Add lines 6 and 7	
5 Add lines 1 through 4		9 Balance at end of year. Subtract line 8 from line 5	

Schedule N Transactions Between Controlled Foreign Partnership and Partners or Other Related Entities

Important: Complete a separate Form 8865 and Schedule N for each controlled foreign partnership Enter the totals for each type of transaction that occurred between the foreign partnership and the persons listed in columns (a) through (d).

Transactions of foreign partnership	(a) U S person filing this return	(b) Any domestic corporation or partnership controlling or controlled by the U S. person filing this return	(c) Any other foreign corporation or partnership controlling or controlled by the U.S person filing this return	(d) Any U S person with a 10% or more direct interest in the controlled foreign partnership (other than the U S person filing this return)
1 Sales of inventory . . .				
2 Sales of property rights (patents, trademarks, etc.)				
3 Compensation received for technical, managerial, engineering, construction, or like services				
4 Commissions received .				
5 Rents, royalties, and license fees received . .				
6 Distributions received . .				
7 Interest received . . .				
8 Other				
9 Add lines 1 through 8 . .				
10 Purchases of inventory .				
11 Purchases of tangible property other than inventory				
12 Purchases of property rights (patents, trademarks, etc.) . . .				
13 Compensation paid for technical, managerial, engineering, construction, or like services				
14 Commissions paid . . .				
15 Rents, royalties, and license fees paid . . .				
16 Distributions paid . . .				
17 Interest paid				
18 Other				
19 Add lines 10 through 18 .				
20 Amounts borrowed (enter the maximum loan balance during the year) —see instructions . . .				
21 Amounts loaned (enter the maximum loan balance during the year)—see instructions				

SCHEDULE O (Form 8865)

Department of the Treasury
Internal Revenue Service

Transfer of Property to a Foreign Partnership

(under section 6038B)

▶ Attach to Form 8865. See Instructions for Form 8865.

OMB No 1545-1668

2004

Name of transferor
THE ROCKEFELLER FOUNDATION

Filer's identifying number
13-1659629

Name of foreign partnership
BC EUROPEAN CAPITAL VII- 7

Part I Transfers Reportable Under Section 6038B

Type of property	(a) Date of transfer	(b) Number of items transferred	(c) Fair market value on date of transfer	(d) Cost or other basis	(e) Section 704(c) allocation method	(f) Gain recognized on transfer	(g) Percentage interest in partnership after transfer
Cash							
Marketable securities	VARIOUS		2,598,666				4.137931%
Inventory							
Tangible property used in trade or business							
Intangible property							
Other property							

Supplemental Information Required To Be Reported (see instructions):

Part II Dispositions Reportable Under Section 6038B

(a) Type of property	(b) Date of original transfer	(c) Date of disposition	(d) Manner of disposition	(e) Gain recognized by partnership	(f) Depreciation recapture recognized by partnership	(g) Gain allocated to partner	(h) Depreciation recapture allocated to partner

Part III

Is any transfer reported on this schedule subject to gain recognition under section 904(f)(3) or section 904(f)(5)(F)? . . . . . ▶ ☐ Yes ☐ No

Form **8865**

Department of the Treasury
Internal Revenue Service

Return of U.S. Persons With Respect to Certain Foreign Partnerships

► **Attach to your tax return. See separate instructions.**

Information furnished for the foreign partnership's tax year beginning , 2004, and ending , 20

OMB No. 1545-1668

2004

Attachment Sequence No. **118**

Name of person filing this return
THE ROCKEFELLER FOUNDATION

Filer's identifying number
13-1659629

Filer's address (if you are not filing this form with your tax return)

A Category of filer (see **Categories of Filers** in the instructions and check applicable box(es))
1 ☐ 2 ☐ 3 ☑ 4 ☐

B Filer's tax year beginning ....., 20 ..... , and ending ....., 20 .....

C Filer's share of liabilities: Nonrecourse $ Qualified nonrecourse financing $ Other $

D If filer is a member of a consolidated group but not the parent, enter the following information about the parent:
Name EIN
Address

E Information about certain other partners (see instructions)

(1) Name	(2) Address	(3) Identifying number	(4) Check applicable box(es)		
			Category 1	Category 2	Constructive owner

F1 Name and address of foreign partnership
VESTAR -AIV HOLDINGS A L.P.
c/o WALKER SPV LIMITED; PO BOX 908GT, WALKER HOUSE, MARY STREET GEORGE TOWN, GRAND CAYMAN

2 EIN (if any)

3 Country under whose laws organized

4 Date of organization	5 Principal place of business	6 Principal business activity code number	7 Principal business activity	8a Functional currency	8b Exchange rate (see instr.)
12/12/2001	**CAYMAN ISLANDS**	**523900**	**INVESTMENTS**	**U.S. DOLLARS**	

G Provide the following information for the foreign partnership's tax year:

1 Name, address, and identifying number of agent (if any) in the United States
VESTAR CAPITAL PARTNERS, 245 PARK AVENUE NEW YORK, NY 10167

2 Check if the foreign partnership must file:
☐ Form 1042 ☐ Form 8804 ☑ Form 1065 or 1065-B
Service Center where Form 1065 or 1065-B is filed:
PHILADELPHIA, PA 19255-0011

3 Name and address of foreign partnership's agent in country of organization, if any

4 Name and address of person(s) with custody of the books and records of the foreign partnership, and the location of such books and records, if different

5 Were any special allocations made by the foreign partnership? . . . . . ► ☐ Yes ☑ No

6 Enter the number of Forms 8858, Information Return of U.S. Persons With Respect To Foreign Disregarded Entities, attached to this return (see instructions). . . . . ► **NONE**

7 How is this partnership classified under the law of the country in which it is organized? . . ► **PARTNERSHIP**

8 Did the partnership own any separate units within the meaning of Regulations section 1.1503-2(c)(3) or (4)? . . ► ☐ Yes ☑ No

9 Does this partnership meet **both** of the following requirements?
- The partnership's total receipts for the tax year were less than $250,000 and
- The value of the partnership's total assets at the end of the tax year was less than $600,000.

If "Yes," **do not** complete Schedules L, M-1, and M-2. . . . . ► ☐ Yes ☑ No

Sign Here Only If You Are Filing This Form Separately and Not With Your Tax Return

Under penalties of perjury, I declare that I have examined this return, including accompanying schedules and statements, and to the best of my knowledge and belief, it is true, correct, and complete. Declaration of preparer (other than general partner or limited liability company member) is based on all information of which preparer has any knowledge

► Signature of general partner or limited liability company member ► Date

Paid Preparer Sign and Complete Only If Form is Filed Separately.

Preparer's signature ► Date Check if self-employed ► ☐ Preparer's SSN or PTIN

Firm's name (or yours if self-employed), address, and ZIP code ► EIN ► Phone no ( )

For Privacy Act and Paperwork Reduction Act Notice, see the separate instructions. Cat. No. 25852A Form **8865** (2004)

Schedule A **Constructive Ownership of Partnership Interest.** Check the boxes that apply to the filer. If you check box **b,** enter the name, address, and U.S. taxpayer identifying number (if any) of the person(s) whose interest you constructively own. See instructions.

a ☑ Owns a direct interest b ☐ Owns a constructive interest

Name	Address	Identifying number (if any)	Check if foreign person	Check if direct partner

Schedule A-1 **Certain Partners of Foreign Partnership** (see instructions)

Name	Address	Identifying number (if any)	Check if foreign person

Does the partnership have any other foreign person as a direct partner? . . . . . ☐ **Yes** ☐ **No**

Schedule A-2 **Affiliation Schedule.** List all partnerships (foreign or domestic) in which the foreign partnership owns a direct interest or indirectly owns a 10% interest.

Name	Address	EIN (if any)	Total ordinary income or loss	Check if foreign partnership
VESTAR EUROPE I, LLP				
VESTAR EUROPE II, LLP				
VESTAR EUROPE III, LLP				
VESTAR SELENIA LLP				
VESTAR OGF, LLP				

Schedule B **Income Statement—Trade or Business Income**

Caution: *Include* ***only*** *trade or business income and expenses on lines 1a through 22 below. See the instructions for more information.*

Income	1a	Gross receipts or sales	1a		
	b	Less returns and allowances	1b		1c
	2	Cost of goods sold			2
	3	Gross profit. Subtract line 2 from line 1c			3
	4	Ordinary income (loss) from other partnerships, estates, and trusts *(attach statement)*			4
	5	Net farm profit (loss) *(attach Schedule F (Form 1040))*			5
	6	Net gain (loss) from Form 4797, Part II, line 17			6
	7	Other income (loss) *(attach statement)*			7
	8	**Total income (loss).** Combine lines 3 through 7			8
Deductions (see page 8 of the instructions for limitations)	9	Salaries and wages (other than to partners) (less employment credits)			9
	10	Guaranteed payments to partners			10
	11	Repairs and maintenance			11
	12	Bad debts			12
	13	Rent			13
	14	Taxes and licenses			14
	15	Interest			15
	16a	Depreciation *(if required, attach Form 4562)*	16a		
	b	Less depreciation reported elsewhere on return	16b		16c
	17	Depletion (**Do not** deduct oil and gas depletion.)			17
	18	Retirement plans, etc.			18
	19	Employee benefit programs			19
	20	Other deductions *(attach statement)*			20
	21	**Total deductions.** Add the amounts shown in the far right column for lines 9 through 20			21
	22	**Ordinary business income (loss)** from trade or business activities. Subtract line 21 from line 8			22

Schedule D Capital Gains and Losses

Part I Short-Term Capital Gains and Losses—Assets Held One Year or Less

	(a) Description of property (e g , 100 shares of "Z" Co)	(b) Date acquired (month, day, year)	(c) Date sold (month, day, year)	(d) Sales price (see instructions)	(e) Cost or other basis (see instructions)	(f) Gain or (loss) Subtract (e) from (d)
1						

2	Short-term capital gain from installment sales from Form 6252, line 26 or 37	2	
3	Short-term capital gain (loss) from like-kind exchanges from Form 8824	3	
4	Partnership's share of net short-term capital gain (loss), including specially allocated short-term capital gains (losses), from other partnerships, estates, and trusts	4	
5	**Net short-term capital gain or (loss).** Combine lines 1 through 4 in column (f). Enter here and on Form 8865, Schedule K, line 8 or 11	5	

Part II Long-Term Capital Gains and Losses—Assets Held More Than One Year

	(a) Description of property (e.g , 100 shares of "Z" Co)	(b) Date acquired (month, day, year)	(c) Date sold (month, day, year)	(d) Sales price (see instructions)	(e) Cost or other basis (see instructions)	(f) Gain or (loss) Subtract (e) from (d)
6						

7	Long-term capital gain from installment sales from Form 6252, line 26 or 37	7	
8	Long-term capital gain (loss) from like-kind exchanges from Form 8824	8	
9	Partnership's share of net long-term capital gain (loss), including specially allocated long-term capital gains (losses), from other partnerships, estates, and trusts	9	
10	Capital gain distributions	10	
11	**Net long-term capital gain or (loss).** Combine lines 6 through 10 in column (f). Enter here and on Form 8865, Schedule K, line 9a or 11	11	

Schedule K Partners' Distributive Share Items		Total amount
Income (Loss)		
	1 Ordinary business income (loss) (page 2, line 22)	1
	2 Net rental real estate income (loss) *(attach Form 8825)*	2
	3a Other gross rental income (loss) 3a	
	b Expenses from other rental activities *(attach statement)* 3b	3c
	c Other net rental income (loss). Subtract line 3b from line 3a	4
	4 Guaranteed payments	5
	5 Interest income	6a
	6 Dividends: a Ordinary dividends	
	b Qualified dividends 6b	7
	7 Royalties	8
	8 Net short-term capital gain (loss)	9a
	9a Net long-term capital gain (loss)	
	b Collectibles (28%) gain (loss) 9b	
	c Unrecaptured section 1250 gain *(attach statement)* 9c	10
	10 Net section 1231 gain (loss) *(attach Form 4797)*	11
	11 Other income (loss) *(attach statement)*	
Deductions		
	12 Section 179 deduction *(attach Form 4562)*	12
	13a Contributions	13a
	b Deductions related to portfolio income *(attach statement)*	13b
	c Investment interest expense	13c
	d Section 59(e)(2) expenditures: (1) Type ▶ (2) Amount ▶	13d(2)
	e Other deductions *(attach statement)*	13e
Self-Employment		
	14a Net earnings (loss) from self-employment	14a
	b Gross farming or fishing income	14b
	c Gross nonfarm income	14c
Credits & Credit Recapture		
	15a Low-income housing credit (section 42(j)(5))	15a
	b Low-income housing credit (other)	15b
	c Qualified rehabilitation expenditures (rental real estate) *(attach Form 3468)*	15c
	d Other rental real estate credits	15d
	e Other rental credits	15e
	f Other credits and credit recapture *(attach statement)*	15f
Foreign Transactions		
	16a Name of country or U.S. possession ▶	
	b Gross income from all sources	16b
	c Gross income sourced at partner level	16c
	Foreign gross income sourced at partnership level	
	d Passive ▶ e Listed categories *(attach statement)* ▶ f General limitation ▶	16f
	Deductions allocated and apportioned at partner level	
	g Interest expense ▶ h Other ▶	16h
	Deductions allocated and apportioned at partnership level to foreign source income	
	i Passive ▶ j Listed categories *(attach statement)* ▶ k General limitation ▶	16k
	l Foreign taxes: (1) Paid ▶ (2) Accrued ▶	16l(2)
	m Reduction in taxes available for credit *(attach statement)*	16m
Alternative Minimum Tax (AMT) Items		
	17a Post-1986 depreciation adjustment	17a
	b Adjusted gain or loss	17b
	c Depletion (other than oil and gas)	17c
	d Oil, gas, and geothermal properties—gross income	17d
	e Oil, gas, and geothermal properties—deductions	17e
	f Other AMT items *(attach statement)*	17f
Other Information		
	18a Tax-exempt interest income	18
	b Other tax-exempt income	18b
	c Nondeductible expenses	18c
	19a Distributions of cash and marketable securities	19
	b Distributions of other property	19b
	20a Investment income	20a
	b Investment expenses	20b
	c Other items and amounts *(attach statement)*	

Schedule L **Balance Sheets per Books.** (Not required if Item G9, page 1, is answered "Yes.")

Assets	Beginning of tax year (a)	Beginning of tax year (b)	End of tax year (c)	End of tax year (d)
1 Cash				
2a Trade notes and accounts receivable				
b Less allowance for bad debts				
3 Inventories				
4 U.S. government obligations				
5 Tax-exempt securities				
6 Other current assets *(attach statement)*				
7 Mortgage and real estate loans				
8 Other investments *(attach statement)*				
9a Buildings and other depreciable assets				
b Less accumulated depreciation				
10a Depletable assets				
b Less accumulated depletion				
11 Land (net of any amortization)				
12a Intangible assets (amortizable only)				
b Less accumulated amortization				
13 Other assets *(attach statement)*				
14 **Total** assets				
Liabilities and Capital				
15 Accounts payable				
16 Mortgages, notes, bonds payable in less than 1 year				
17 Other current liabilities *(attach statement)*				
18 All nonrecourse loans				
19 Mortgages, notes, bonds payable in 1 year or more				
20 Other liabilities *(attach statement)*				
21 Partners' capital accounts				
22 **Total** liabilities and capital				

Schedule M Balance Sheets for Interest Allocation

	(a) Beginning of tax year	(b) End of tax year
1 Total U.S. assets		
2 Total foreign assets:		
a Passive income category		
b Listed categories *(attach statement)*		
c General limitation income category		

Schedule M-1 Reconciliation of Income (Loss) per Books With Income (Loss) per Return. (Not required if Item G9, page 1, is answered "Yes.")

1 Net income (loss) per books		6 Income recorded on books this year not included on Schedule K, lines 1 through 11 (itemize):	
2 Income included on Schedule K, lines 1, 2, 3c, 5, 6a, 7, 8, 9a, 10, and 11 not recorded on books this year (itemize):		a Tax-exempt interest $	
3 Guaranteed payments (other than health insurance)		7 Deductions included on Schedule K, lines 1 through 13e, 16l(1), and 16l(2), not charged against book income this year (itemize)	
4 Expenses recorded on books this year not included on Schedule K, lines 1 through 13e, 16l(1), and 16l(2) (itemize):		a Depreciation $	
a Depreciation $			
b Travel and entertainment $		8 Add lines 6 and 7	
5 Add lines 1 through 4		9 Income (loss). Subtract line 8 from line 5	

Schedule M-2 Analysis of Partners' Capital Accounts. (Not required if Item G9, page 1, is answered "Yes.")

1 Balance at beginning of year		6 Distributions: a Cash	
2 Capital contributed: a Cash		b Property	
b Property		7 Other decreases (itemize):	
3 Net income (loss) per books			
4 Other increases (itemize):		8 Add lines 6 and 7	
5 Add lines 1 through 4		9 Balance at end of year. Subtract line 8 from line 5	

Schedule N Transactions Between Controlled Foreign Partnership and Partners or Other Related Entities

Important: Complete a separate Form 8865 and Schedule N for each controlled foreign partnership. Enter the totals for each type of transaction that occurred between the foreign partnership and the persons listed in columns (a) through (d).

Transactions of foreign partnership	(a) U S person filing this return	(b) Any domestic corporation or partnership controlling or controlled by the U S person filing this return	(c) Any other foreign corporation or partnership controlling or controlled by the U S person filing this return	(d) Any U.S person with a 10% or more direct interest in the controlled foreign partnership (other than the U S person filing this return)
1 Sales of inventory				
2 Sales of property rights (patents, trademarks, etc.)				
3 Compensation received for technical, managerial, engineering, construction, or like services				
4 Commissions received				
5 Rents, royalties, and license fees received				
6 Distributions received				
7 Interest received				
8 Other				
9 Add lines 1 through 8				
10 Purchases of inventory				
11 Purchases of tangible property other than inventory				
12 Purchases of property rights (patents, trademarks, etc.)				
13 Compensation paid for technical, managerial, engineering, construction, or like services				
14 Commissions paid				
15 Rents, royalties, and license fees paid				
16 Distributions paid				
17 Interest paid				
18 Other				
19 Add lines 10 through 18				
20 Amounts borrowed (enter the maximum loan balance during the year) —see instructions				
21 Amounts loaned (enter the maximum loan balance during the year)—see instructions				

SCHEDULE O (Form 8865)

Department of the Treasury
Internal Revenue Service

Transfer of Property to a Foreign Partnership

(under section 6038B)

▶ Attach to Form 8865. See Instructions for Form 8865.

OMB No. 1545-1668

2004

Name of transferor
THE ROCKEFELLER FOUNDATION

Filer's identifying number
13-1659629

Name of foreign partnership
VESTAR AIV HOLDINGS A L.P.

Part I Transfers Reportable Under Section 6038B

Type of property	(a) Date of transfer	(b) Number of items transferred	(c) Fair market value on date of transfer	(d) Cost or other basis	(e) Section 704(c) allocation method	(f) Gain recognized on transfer	(g) Percentage interest in partnership after transfer
Cash	12/20/2004		$514,703				.61%
Marketable securities							
Inventory							
Tangible property used in trade or business							
Intangible property							
Other property							

Supplemental Information Required To Be Reported (see instructions):

Part II Dispositions Reportable Under Section 6038B

(a) Type of property	(b) Date of original transfer	(c) Date of disposition	(d) Manner of disposition	(e) Gain recognized by partnership	(f) Depreciation recapture recognized by partnership	(g) Gain allocated to partner	(h) Depreciation recapture allocated to partner

Part III

Is any transfer reported on this schedule subject to gain recognition under section 904(f)(3) or section 904(f)(5)(F)? . . . . . ▶ ☐ Yes ☐ No

Form **8865**

Department of the Treasury
Internal Revenue Service

Return of U.S. Persons With Respect to Certain Foreign Partnerships

► **Attach to your tax return. See separate instructions.**

Information furnished for the foreign partnership's tax year beginning , 2004, and ending , 20

OMB No 1545-1668

2004

Attachment Sequence No **118**

Name of person filing this return
THE ROCKEFELLER FOUNDATION

Filer's identifying number
13-1659629

Filer's address (if you are not filing this form with your tax return)

A Category of filer (see **Categories of Filers** in the instructions and check applicable box(es)):
1 ☐ 2 ☐ 3 ☑ 4 ☐

B Filer's tax year beginning **01/01**, 20 **04**, and ending **12/31**, 20 **04**

C Filer's share of liabilities: Nonrecourse $ Qualified nonrecourse financing $ Other $

D If filer is a member of a consolidated group but not the parent, enter the following information about the parent:
Name EIN
Address

E Information about certain other partners (see instructions)

(1) Name	(2) Address	(3) Identifying number	(4) Check applicable box(es)		
			Category 1	Category 2	Constructive owner

F1 Name and address of foreign partnership
LIME ROCK PARTNERS III, L.P.

2 EIN (if any)
98-0439876

3 Country under whose laws organized
CAYMAN ISLANDS

4 Date of organization	5 Principal place of business	6 Principal business activity code number	7 Principal business activity	8a Functional currency	8b Exchange rate (see instr.)
11/18/2004	**CAYMAN ISLANDS**	**523900**	**INVESTMENTS**	**U.S. DOLLARS**	

G Provide the following information for the foreign partnership's tax year:

1 Name, address, and identifying number of agent (if any) in the United States
BISYS PRIVATE EUITY SERVICES INC. 245 5TH AVENUE NEW YORK, NY 10016

2 Check if the foreign partnership must file:
☐ Form 1042 ☐ Form 8804 ☑ Form 1065 or 1065-B
Service Center where Form 1065 or 1065-B is filed:
PHILADELPHIA, PA

3 Name and address of foreign partnership's agent in country of organization, if any

4 Name and address of person(s) with custody of the books and records of the foreign partnership, and the location of such books and records, if different

5 Were any special allocations made by the foreign partnership? ► ☐ Yes ☑ No

6 Enter the number of Forms 8858, Information Return of U.S. Persons With Respect To Foreign Disregarded Entities, attached to this return (see instructions) ► **N/A**

7 How is this partnership classified under the law of the country in which it is organized? ► **PARTNERSHIP**

8 Did the partnership own any separate units within the meaning of Regulations section 1.1503-2(c)(3) or (4)? ► ☐ Yes ☑ No

9 Does this partnership meet **both** of the following requirements?
- The partnership's total receipts for the tax year were less than $250,000 and
- The value of the partnership's total assets at the end of the tax year was less than $600,000.

If "Yes," **do not** complete Schedules L, M-1, and M-2. ► ☑ Yes ☐ No

Sign Here Only If You Are Filing This Form Separately and Not With Your Tax Return

Under penalties of perjury, I declare that I have examined this return, including accompanying schedules and statements, and to the best of my knowledge and belief, it is true, correct, and complete Declaration of preparer (other than general partner or limited liability company member) is based on all information of which preparer has any knowledge

► Signature of general partner or limited liability company member ► Date

Paid Preparer Sign and Complete Only If Form is Filed Separately.

Preparer's signature | Date | Check if self-employed ► ☐ | Preparer's SSN or PTIN

Firm's name (or yours if self-employed), address, and ZIP code | EIN ► | Phone no. ( )

Schedule A **Constructive Ownership of Partnership Interest.** Check the boxes that apply to the filer. If you check box **b,** enter the name, address, and U.S. taxpayer identifying number (if any) of the person(s) whose interest you constructively own. See instructions.

a ☐ Owns a direct interest b ☐ Owns a constructive interest

Name	Address	Identifying number (if any)	Check if foreign person	Check if direct partner

Schedule A-1 **Certain Partners of Foreign Partnership** (see instructions)

Name	Address	Identifying number (if any)	Check if foreign person

Does the partnership have any other foreign person as a direct partner? . . . . . ☐ Yes ☐ No

Schedule A-2 **Affiliation Schedule.** List all partnerships (foreign or domestic) in which the foreign partnership owns a direct interest or indirectly owns a 10% interest.

Name	Address	EIN (if any)	Total ordinary income or loss	Check if foreign partnership

Schedule B **Income Statement—Trade or Business Income**

Caution: *Include* ***only*** *trade or business income and expenses on lines 1a through 22 below. See the instructions for more information.*

Income	1a	Gross receipts or sales	1a		
	b	Less returns and allowances	1b		1c
	2	Cost of goods sold			2
	3	Gross profit. Subtract line 2 from line 1c			3
	4	Ordinary income (loss) from other partnerships, estates, and trusts *(attach statement)*			4
	5	Net farm profit (loss) *(attach Schedule F (Form 1040))*			5
	6	Net gain (loss) from Form 4797, Part II, line 17			6
	7	Other income (loss) *(attach statement)*			7
	8	**Total income (loss).** Combine lines 3 through 7			8
Deductions (see page 8 of the instructions for limitations)	9	Salaries and wages (other than to partners) (less employment credits)			9
	10	Guaranteed payments to partners			10
	11	Repairs and maintenance			11
	12	Bad debts			12
	13	Rent			13
	14	Taxes and licenses			14
	15	Interest			15
	16a	Depreciation *(if required, attach Form 4562)*	16a		
	b	Less depreciation reported elsewhere on return	16b		16c
	17	Depletion (**Do not** deduct oil and gas depletion.)			17
	18	Retirement plans, etc.			18
	19	Employee benefit programs			19
	20	Other deductions *(attach statement)*			20
	21	**Total deductions.** Add the amounts shown in the far right column for lines 9 through 20			21
	22	**Ordinary business income (loss)** from trade or business activities. Subtract line 21 from line 8			22

Schedule D Capital Gains and Losses

Part I Short-Term Capital Gains and Losses—Assets Held One Year or Less

	(a) Description of property (e.g., 100 shares of "Z" Co.)	(b) Date acquired (month, day, year)	(c) Date sold (month, day, year)	(d) Sales price (see instructions)	(e) Cost or other basis (see instructions)	(f) Gain or (loss) Subtract (e) from (d)
1						

2	Short-term capital gain from installment sales from Form 6252, line 26 or 37	2	
3	Short-term capital gain (loss) from like-kind exchanges from Form 8824	3	
4	Partnership's share of net short-term capital gain (loss), including specially allocated short-term capital gains (losses), from other partnerships, estates, and trusts	4	
5	**Net short-term capital gain or (loss).** Combine lines 1 through 4 in column (f). Enter here and on Form 8865, Schedule K, line 8 or 11	5	

Part II Long-Term Capital Gains and Losses—Assets Held More Than One Year

	(a) Description of property (e.g., 100 shares of "Z" Co.)	(b) Date acquired (month, day, year)	(c) Date sold (month, day, year)	(d) Sales price (see instructions)	(e) Cost or other basis (see instructions)	(f) Gain or (loss) Subtract (e) from (d)
6						

7	Long-term capital gain from installment sales from Form 6252, line 26 or 37	7	
8	Long-term capital gain (loss) from like-kind exchanges from Form 8824	8	
9	Partnership's share of net long-term capital gain (loss), including specially allocated long-term capital gains (losses), from other partnerships, estates, and trusts	9	
10	Capital gain distributions	10	
11	**Net long-term capital gain or (loss).** Combine lines 6 through 10 in column (f). Enter here and on Form 8865, Schedule K, line 9a or 11	11	

Schedule K	Partners' Distributive Share Items		Total amount
Income (Loss)	1 Ordinary business income (loss) (page 2, line 22)	1	
	2 Net rental real estate income (loss) *(attach Form 8825)*	2	
	3a Other gross rental income (loss) — 3a		
	b Expenses from other rental activities *(attach statement)* — 3b	3c	
	c Other net rental income (loss). Subtract line 3b from line 3a		
	4 Guaranteed payments	4	
	5 Interest income	5	
	6 Dividends: a Ordinary dividends	6a	
	b Qualified dividends — 6b		
	7 Royalties	7	
	8 Net short-term capital gain (loss)	8	
	9a Net long-term capital gain (loss)	9a	
	b Collectibles (28%) gain (loss) — 9b		
	c Unrecaptured section 1250 gain *(attach statement)* — 9c		
	10 Net section 1231 gain (loss) *(attach Form 4797)*	10	
	11 Other income (loss) *(attach statement)*	11	
Deductions	12 Section 179 deduction *(attach Form 4562)*	12	
	13a Contributions	13a	
	b Deductions related to portfolio income *(attach statement)*	13b	
	c Investment interest expense	13c	
	d Section 59(e)(2) expenditures: (1) Type ▶ ..... (2) Amount ▶	13d(2)	
	e Other deductions *(attach statement)*	13e	
Self-Employment	14a Net earnings (loss) from self-employment	14a	
	b Gross farming or fishing income	14b	
	c Gross nonfarm income	14c	
Credits & Credit Recapture	15a Low-income housing credit (section 42(j)(5))	15a	
	b Low-income housing credit (other)	15b	
	c Qualified rehabilitation expenditures (rental real estate) *(attach Form 3468)*	15c	
	d Other rental real estate credits	15d	
	e Other rental credits	15e	
	f Other credits and credit recapture *(attach statement)*	15f	
Foreign Transactions	16a Name of country or U.S. possession ▶		
	b Gross income from all sources	16b	
	c Gross income sourced at partner level	16c	
	Foreign gross income sourced at partnership level		
	d Passive ▶ ..... e Listed categories *(attach statement)* ▶ ..... f General limitation ▶	16f	
	Deductions allocated and apportioned at partner level		
	g Interest expense ▶ ..... h Other ▶	16h	
	Deductions allocated and apportioned at partnership level to foreign source income		
	i Passive ▶ ..... j Listed categories *(attach statement)* ▶ ..... k General limitation ▶	16k	
	l Foreign taxes (1) Paid ▶ ..... (2) Accrued ▶	16l(2)	
	m Reduction in taxes available for credit *(attach statement)*	16m	
Alternative Minimum Tax (AMT) Items	17a Post-1986 depreciation adjustment	17a	
	b Adjusted gain or loss	17b	
	c Depletion (other than oil and gas)	17c	
	d Oil, gas, and geothermal properties—gross income	17d	
	e Oil, gas, and geothermal properties—deductions	17e	
	f Other AMT items *(attach statement)*	17f	
Other Information	18a Tax-exempt interest income	18	
	b Other tax-exempt income	18b	
	c Nondeductible expenses	18c	
	19a Distributions of cash and marketable securities	19	
	b Distributions of other property	19b	
	20a Investment income	20a	
	b Investment expenses	20b	
	c Other items and amounts *(attach statement)*		

Schedule L **Balance Sheets per Books.** (Not required if Item G9, page 1, is answered "Yes.")

Assets	Beginning of tax year (a)	Beginning of tax year (b)	End of tax year (c)	End of tax year (d)
1 Cash				
2a Trade notes and accounts receivable				
b Less allowance for bad debts				
3 Inventories				
4 U.S government obligations				
5 Tax-exempt securities				
6 Other current assets *(attach statement)*				
7 Mortgage and real estate loans				
8 Other investments *(attach statement)*				
9a Buildings and other depreciable assets				
b Less accumulated depreciation				
10a Depletable assets				
b Less accumulated depletion				
11 Land (net of any amortization)				
12a Intangible assets (amortizable only)				
b Less accumulated amortization				
13 Other assets *(attach statement)*				
14 **Total** assets				
Liabilities and Capital				
15 Accounts payable				
16 Mortgages, notes, bonds payable in less than 1 year				
17 Other current liabilities *(attach statement)*				
18 All nonrecourse loans				
19 Mortgages, notes, bonds payable in 1 year or more				
20 Other liabilities *(attach statement)*				
21 Partners' capital accounts				
22 **Total** liabilities and capital				

Schedule M Balance Sheets for Interest Allocation

	(a) Beginning of tax year	(b) End of tax year
1 Total U.S. assets		
2 Total foreign assets:		
a Passive income category		
b Listed categories *(attach statement)*		
c General limitation income category		

Schedule M-1 Reconciliation of Income (Loss) per Books With Income (Loss) per Return. (Not required if Item G9, page 1, is answered "Yes.")

1 Net income (loss) per books		6 Income recorded on books this year not included on Schedule K, lines 1 through 11 (itemize):	
2 Income included on Schedule K, lines 1, 2, 3c, 5, 6a, 7, 8, 9a, 10, and 11 not recorded on books this year (itemize):		a Tax-exempt interest $	
3 Guaranteed payments (other than health insurance)		7 Deductions included on Schedule K, lines 1 through 13e, 16l(1), and 16l(2), not charged against book income this year (itemize):	
4 Expenses recorded on books this year not included on Schedule K, lines 1 through 13e, 16l(1), and 16l(2) (itemize):		a Depreciation $	
a Depreciation $		8 Add lines 6 and 7	
b Travel and entertainment $		9 Income (loss). Subtract line 8 from line 5	
5 Add lines 1 through 4			

Schedule M-2 Analysis of Partners' Capital Accounts. (Not required if Item G9, page 1, is answered "Yes.")

1 Balance at beginning of year		6 Distributions: a Cash	
2 Capital contributed:		b Property	
a Cash		7 Other decreases (itemize):	
b Property			
3 Net income (loss) per books			
4 Other increases (itemize):		8 Add lines 6 and 7	
		9 Balance at end of year. Subtract line 8 from line 5	
5 Add lines 1 through 4			

Schedule N Transactions Between Controlled Foreign Partnership and Partners or Other Related Entities

Important: Complete a separate Form 8865 and Schedule N for each controlled foreign partnership. Enter the totals for each type of transaction that occurred between the foreign partnership and the persons listed in columns (a) through (d).

Transactions of foreign partnership	(a) U S person filing this return	(b) Any domestic corporation or partnership controlling or controlled by the U.S. person filing this return	(c) Any other foreign corporation or partnership controlling or controlled by the U.S person filing this return	(d) Any U.S. person with a 10% or more direct interest in the controlled foreign partnership (other than the U.S. person filing this return)
1 Sales of inventory				
2 Sales of property rights (patents, trademarks, etc.)				
3 Compensation received for technical, managerial, engineering, construction, or like services				
4 Commissions received				
5 Rents, royalties, and license fees received				
6 Distributions received				
7 Interest received				
8 Other				
9 Add lines 1 through 8				
10 Purchases of inventory				
11 Purchases of tangible property other than inventory				
12 Purchases of property rights (patents, trademarks, etc.)				
13 Compensation paid for technical, managerial, engineering, construction, or like services				
14 Commissions paid				
15 Rents, royalties, and license fees paid				
16 Distributions paid				
17 Interest paid				
18 Other				
19 Add lines 10 through 18				
20 Amounts borrowed (enter the maximum loan balance during the year) —see instructions				
21 Amounts loaned (enter the maximum loan balance during the year)—see instructions				

SCHEDULE O (Form 8865)

Department of the Treasury
Internal Revenue Service

Transfer of Property to a Foreign Partnership

(under section 6038B)

▶ Attach to Form 8865. See Instructions for Form 8865.

OMB No 1545-1668

2004

Name of transferor
THE ROCKEFELLER FOUNDATION

Filer's identifying number
13-1659629

Name of foreign partnership
LIME ROCK PARTNERS III, L.P.

Part I Transfers Reportable Under Section 6038B

Type of property	(a) Date of transfer	(b) Number of items transferred	(c) Fair market value on date of transfer	(d) Cost or other basis	(e) Section 704(c) allocation method	(f) Gain recognized on transfer	(g) Percentage interest in partnership after transfer
Cash	12/20/2004		7,823				
Marketable securities							
Inventory							
Tangible property used in trade or business							
Intangible property							
Other property							

Supplemental Information Required To Be Reported (see instructions):

Part II Dispositions Reportable Under Section 6038B

(a) Type of property	(b) Date of original transfer	(c) Date of disposition	(d) Manner of disposition	(e) Gain recognized by partnership	(f) Depreciation recapture recognized by partnership	(g) Gain allocated to partner	(h) Depreciation recapture allocated to partner

Part III Is any transfer reported on this schedule subject to gain recognition under section 904(f)(3) or section 904(f)(5)(F)? . . . . . ▶ ☐ Yes ☐ No

Form **8868**
(Rev. December 2004)
Department of the Treasury
Internal Revenue Service

Application for Extension of Time To File an Exempt Organization Return

▶ File a separate application for each return.

OMB No 1545-1709

- If you are filing for an **Automatic 3-Month Extension, complete only Part I** and check this box . . . . . ▶ ☑
- If you are filing for an **Additional (not automatic) 3-Month Extension, complete only Part II** (on page 2 of this form).

Do not complete Part II unless you have already been granted an automatic 3-month extension on a previously filed Form 8868.

Part I **Automatic 3-Month Extension of Time**—Only submit original (no copies needed)

Form 990-T corporations requesting an automatic 6-month extension—check this box and complete Part I only . . . ▶ ☐

All other corporations (including Form 990-C filers) must use Form 7004 to request an extension of time to file income tax returns. Partnerships, REMICs, and trusts must use Form 8736 to request an extension of time to file Form 1065, 1066, or 1041.

Electronic Filing (e-file). Form 8868 can be filed electronically if you want a 3-month automatic extension of time to file one of the returns noted below (6 months for corporate Form 990-T filers). However, you cannot file it electronically if you want the additional (not automatic) 3-month extension, instead you must submit the fully completed signed page 2 (Part II) of Form 8868. For more details on the electronic filing of this form, visit *www.irs.gov/efile*.

Type or print File by the due date for filing your return See instructions.	Name of Exempt Organization	Employer identification number
	THE ROCKEFELLER FOUNDATION	**13 : 1659629**
	Number, street, and room or suite no If a P.O. box, see instructions.	
	420 FIFTH AVENUE	
	City, town or post office, state, and ZIP code. For a foreign address, see instructions.	

Check type of return to be filed (file a separate application for each return):

☐ Form 990	☐ Form 990-T (corporation)	☐ Form 4720
☐ Form 990-BL	☐ Form 990-T (sec. 401(a) or 408(a) trust)	☐ Form 5227
☐ Form 990-EZ	☐ Form 990-T (trust other than above)	☐ Form 6069
☑ Form 990-PF	☐ Form 1041-A	☐ Form 8870

- The books are in the care of ▶ **THE ROCKEFELLER FOUNDATION**

Telephone No. ▶ **(212) 869-8500** FAX No. ▶ **(212) 852-8275**

- If the organization does **not** have an office or place of business in the United States, check this box . . . . . ▶ ☐
- If this is for a **Group Return,** enter the organization's four digit Group Exemption Number (GEN) _____. If this is for the **whole** group, check this box ▶☐. If it is for part of the group, check this box ▶☐ and attach a list with the names and EINs of all members the extension will cover.

1 I request an automatic 3-month (6-months for a **Form 990-T corporation**) extension of time until **AUGUST 15**, 20**05**, to file the exempt organization return for the organization named above. The extension is for the organization's return for:
▶ ☑ calendar year 20**04** or
▶ ☐ tax year beginning _____, 20___, and ending _____, 20___.

2 If this tax year is for less than 12 months, check reason: ☐ Initial return ☐ Final return ☐ Change in accounting period

3a	If this application is for Form 990-BL, 990-PF, 990-T, 4720, or 6069, enter the tentative tax, less any nonrefundable credits. See instructions	$ **192,200**
b	If this application is for Form 990-PF or 990-T, enter any refundable credits and estimated tax payments made. Include any prior year overpayment allowed as a credit	$
c	**Balance Due.** Subtract line 3b from line 3a. Include your payment with this form, or, if required, deposit with FTD coupon or, if required, by using EFTPS (Electronic Federal Tax Payment System). See instructions	$ **192,200**

Caution. If you are going to make an electronic fund withdrawal with this Form 8868, see Form 8453-EO and Form 8879-EO for payment instructions.

- If you are filing for an **Additional (not automatic) 3-Month Extension, complete only Part II** and check this box . . ▶ ☐
  Note. Only complete Part II if you have already been granted an automatic 3-month extension on a previously filed Form 8868.
- If you are filing for an **Automatic 3-Month Extension, complete only Part I** (on page 1).

Part II Additional (not automatic) 3-Month Extension of Time—Must File Original and One Copy.

Type or print		
File by the extended due date for filing the return See instructions.	Name of Exempt Organization	Employer identification number
	Number, street, and room or suite no. If a P.O. box, see instructions.	For IRS use only
	City, town or post office, state, and ZIP code. For a foreign address, see instructions.	

Check type of return to be filed (File a separate application for each return):

☐ Form 990	☐ Form 990-T (sec. 401(a) or 408(a) trust)	☐ Form 5227
☐ Form 990-BL	☐ Form 990-T (trust other than above)	☐ Form 6069
☐ Form 990-EZ	☐ Form 1041-A	☐ Form 8870
☐ Form 990-PF	☐ Form 4720	

STOP: Do not complete Part II if you were not already granted an automatic 3-month extension on a previously filed Form 8868.

- The books are in the care of ▶ .....
  Telephone No. ▶ (.....) ..... FAX No. ▶ (.....) .....
- If the organization does **not** have an office or place of business in the United States, check this box . . . . . ▶ ☐
- If this is for a **Group Return,** enter the organization's four digit Group Exemption Number (GEN) _____. If this is for the **whole** group, check this box ▶ ☐. If it is for **part** of the group, check this box ▶ ☐ and attach a list with the names and EINs of all members the extension is for.

4 I request an additional 3-month extension of time until ..... , 20 .....

5 For calendar year ....., or other tax year beginning ..... , 20 ....., and ending ..... , 20 .....

6 If this tax year is for less than 12 months, check reason: ☐ Initial return ☐ Final return ☐ Change in accounting period

7 State in detail why you need the extension .....

.....

.....

8a If this application is for Form 990-BL, 990-PF, 990-T, 4720, or 6069, enter the tentative tax, less any nonrefundable credits. See instructions . . . . . $ _____

b If this application is for Form 990-PF, 990-T, 4720, or 6069, enter any refundable credits and estimated tax payments made. Include any prior year overpayment allowed as a credit and any amount paid previously with Form 8868 . . . . . $ _____

c **Balance Due.** Subtract line 8b from line 8a. Include your payment with this form, or, if required, deposit with FTD coupon or, if required, by using EFTPS (Electronic Federal Tax Payment System). See instructions. $ _____

Signature and Verification

Under penalties of perjury, I declare that I have examined this form, including accompanying schedules and statements, and to the best of my knowledge and belief, it is true, correct, and complete, and that I am authorized to prepare this form.

Signature ▶ Charles J. Zeng Title ▶ DIRECTOR, FINANCIAL RESOURCES Date ▶ 5/4/05

Notice to Applicant—To Be Completed by the IRS

☐ We **have** approved this application. Please attach this form to the organization's return.

☐ We **have not** approved this application. However, we have granted a 10-day grace period from the later of the date shown below or the due date of the organization's return (including any prior extensions). This grace period is considered to be a valid extension of time for elections otherwise required to be made on a timely return. Please attach this form to the organization's return

☐ We **have not** approved this application. After considering the reasons stated in item 7, we cannot grant your request for an extension of time to file. We are not granting a 10-day grace period.

☐ We **cannot consider** this application because it was filed after the extended due date of the return for which an extension was requested.

☐ Other .....

_____ By: _____ _____
Director Date

Alternate Mailing Address — Enter the address if you want the copy of this application for an additional 3-month extension returned to an address different than the one entered above.

Type or print	
	Name
	Number and street (include suite, room, or apt. no.) or a P.O. box number
	City or town, province or state, and country (including postal or ZIP code)

• If you are filing for an **Additional (not automatic) 3-Month Extension, complete only Part II** and check this box . . ▶ ☑

Note. Only complete Part II if you have already been granted an automatic 3-month extension on a previously filed Form 8868.

• If you are filing for an **Automatic 3-Month Extension, complete only Part I** (on page 1).

Part II Additional (not automatic) 3-Month Extension of Time—Must File Original and One Copy.

Type or print	Name of Exempt Organization	Employer identification number
	THE ROCKEFELLER FOUNDATION	13 : 1659629
File by the extended due date for filing the return See instructions.	Number, street, and room or suite no. If a P.O. box, see instructions. 420 FIFTH AVENUE	For IRS use only
	City, town or post office, state, and ZIP code. For a foreign address, see instructions. NEW YORK, NY 10018-2702	

Check type of return to be filed (File a separate application for each return):

☐ Form 990	☐ Form 990-T (sec. 401(a) or 408(a) trust)	☐ Form 5227
☐ Form 990-BL	☐ Form 990-T (trust other than above)	☐ Form 6069
☐ Form 990-EZ	☐ Form 1041-A	☐ Form 8870
☑ Form 990-PF	☐ Form 4720	

STOP: Do not complete Part II if you were not already granted an automatic 3-month extension on a previously filed Form 8868.

• The books are in the care of ▶ THE ROCKEFELLER FOUNDATION

Telephone No. ▶ (212) 852-8500 FAX No. ▶ (212) 852-8275

• If the organization does **not** have an office or place of business in the United States, check this box . . . . . ▶ ☐

• If this is for a **Group Return,** enter the organization's four digit Group Exemption Number (GEN) _____ If this is for the **whole** group, check this box ▶ ☐. If it is for **part** of the group, check this box ▶ ☐ and attach a list with the names and EINs of all members the extension is for.

4 I request an additional 3-month extension of time until NOVEMBER 15, 20 05.

5 For calendar year 04, or other tax year beginning ....., 20...., and ending ....., 20.....

6 If this tax year is for less than 12 months, check reason: ☐ Initial return ☐ Final return ☐ Change in accounting period

7 State in detail why you need the extension .....

8a If this application is for Form 990-BL, 990-PF, 990-T, 4720, or 6069, enter the tentative tax, less any nonrefundable credits. See instructions . . . . . $ 2,693,727

b If this application is for Form 990-PF, 990-T, 4720, or 6069, enter any refundable credits and estimated tax payments made. Include any prior year overpayment allowed as a credit and any amount paid previously with Form 8868 . . . . . $ 2,884,200

c **Balance Due.** Subtract line 8b from line 8a. Include your payment with this form, or, if required, deposit with FTD coupon or, if required, by using EFTPS (Electronic Federal Tax Payment System). See instructions. $ -0-

Signature and Verification

Under penalties of perjury, I declare that I have examined this form, including accompanying schedules and statements, and to the best of my knowledge and belief, it is true, correct, and complete, and that I am authorized to prepare this form

Signature ▶ Charles J Lang Title ▶ DIR. FINANCIAL RES. Date ▶ 8/3/05

Notice to Applicant—To Be Completed by the IRS

☐ We have approved this application. Please attach this form to the organization's return.

☐ We have **not** approved this application. However, we have granted a 10-day grace period from the later of the date shown below or the due date of the organization's return (including any prior extensions). This grace period is considered to be a valid extension of time for elections otherwise required to be made on a timely return. Please attach this form to the organization's return.

☐ We have **not** approved this application. After considering the reasons stated in item 7, we cannot grant your request for an extension of time to file. We are not granting a 10-day grace period.

☐ We **cannot consider** this application because it was filed after the extended due date of the return for which an extension was requested.

☐ Other .....

_____ By: _____ _____

Director Date

Alternate Mailing Address — Enter the address if you want the copy of this application for an additional 3-month extension returned to an address different than the one entered above.

Type or print	
	Name
	Number and street (include suite, room, or apt. no.) or a P.O. box number
	City or town, province or state, and country (including postal or ZIP code)