









Expanding Opportunity

**The Rockefeller
Foundation**

**2003
Annual Report**

Table of Contents	President's Letter 2	2003 Grants 46	2003 Financial Reports 84	
	Mission 4	Program Goals 48	Treasurer's Letter 86	
	Contacting the Foundation About Grants 5	Creativity & Culture 52	Report of Independent Auditors 89	
	Essay 6	Food Security 56	Statements of Financial Position 90	
		Health Equity 61	Statements of Activities 91	
		Working Communities 64	Statements of Cash Flows 92	
		Global Inclusion 70	Notes to Financial Statements 93	
		Regional Programs 72	Trustees and Staff 98	420 Fifth Avenue New York, New York 10018-2702 U.S.A. www.rockfound.org
		Special Programs 76		
				



The Rockefeller
Foundation

2003
Annual Report



■ President's Letter

Last November I stood on a platform with Mayor Thomas Menino of Boston for one of those moments that reveals what government, philanthropy, businesses and local communities can achieve when they work creatively together. We were there to launch the Boston Workforce Development Initiative, a \$14 million partnership aimed at helping people move into jobs more quickly, and move up the ladder once they are employed.

The platform where we stood, and the city around it, offered an excellent vantage point for understanding the changing role of philanthropy—and indeed of the public and private sectors as a whole—in a world of rapid globalization and widening disparities of wealth and opportunity.

Boston has a shortage of entry-level jobs and too few people who are qualified for middle-level positions. Part of what's innovative about the Workforce Development Initiative is that, besides helping job seekers find entry-level positions, it also helps train the people who are already in those positions to take on higher-skilled work.

But the Initiative is also innovative in the scope of the partnership that has created it. Besides city and state governments and private philanthropies, the coalition includes consortia of employers, unions and community groups.

What made this moment broadly significant was how well the pattern of this partnership could suit the struggles and opportunities of poor communities all over the world. Whether poor or prospering, all societies are connected, for good or ill, by the visible and invisible threads of globalization. All have to cope with swift movements of capital, rapid technological advances, and fast-changing comparative advantages.

Globalization has the capacity to make the world a better place, to lift the poor out of poverty, yet it could equally serve only to make the rich richer. In each place, globalization will affect the sectors, localities and interests differently. Left to themselves, each will respond differently, and they will understand the challenges and seize the opportunities more or less well. Yet only if they pull together will the promise of globalization come to outweigh the perils for whole societies.

Residents of any community need certain essential goods and services: access to employment, to quality health care and to education. They also want affordable housing, transport and child care. All need opportunities for creative expression, for spiritual refreshment and for connection with the wider society. In developing countries the needs are even more basic—affordable vaccines and medicines against HIV/AIDS, malaria and tuberculosis, and for the rural poor, new crop varieties and affordable fertilizers so that they can grow the food they need.

All these things are available in the aggregate. But the new structures of globalization have proven better at raising total production and wealth than at distributing their benefits equitably. Amid historic plenty, whole communities continue to subsist in scarcity and recurring crisis, while the benefits of growth and progress flow elsewhere.

Traditionally we have relied on the public sector to correct for such inequities, both nationally and through international bodies. But governments can sometimes be slow and inefficient and their policies at cross-purposes. Meanwhile markets and free enterprise, by themselves, can often deepen inequities rather than easing them. Take Boston again as an example: To afford even the most basic dwelling available on the market, both adults in a family of four would have to work more than 66 hours a week at the minimum wage. In the developing countries, for example, antiretroviral drugs that can give AIDS sufferers a chance of a decent life are unaffordable to almost everyone.

Yet beyond the easy polarity of public and private sectors, there is a third, much smaller arena, where activities are more often directed toward helping the poor gain access to affordable, essential goods and services. Ideally this middle arena, which includes large foundations and multinational bodies alongside community-based organizations working on behalf of poor people, should expand to meet the global need and demand for its work. Yet many of its constituent organizations, while effective at the local level, have difficulty catalyzing change on a larger scale. Moreover, many needs of poor communities depend on technology and innovation that are largely in the hands of the private for-profit sector.



The challenge we face is: How do we harness the innovativeness and enterprise of private industry with the scale and political clout of the public sector and the power of self-help and local commitment of the community-based sector? The answer lies, I believe, partly in the creation of public/private/community partnerships with the express goal of providing necessities like health care, housing, and reliable sources of food and income to people and communities that lack access to them.

Our recent history at the Foundation suggests that philanthropy has a special role to play here as facilitator and broker of such partnerships. For example, we have long been a key player in the National Community Development Initiative (now renamed "Living Cities"), a partnership of foundations, financial institutions, government agencies and local community-development corporations which has helped to provide affordable housing in 23 cities.

In the developing countries, working with many others, we have established public/private partnerships to discover and develop vaccines against HIV/AIDS, medicines and vaccines against malaria, and a new drug to combat tuberculosis. Most recently we have set up a partnership to develop microbicides that will eventually be used by women to protect them from infection by HIV, and another partnership to bring new agricultural technologies into the hands of small farmers. None of these are short-term investments, but this is one of the reasons why philanthropies, which can take the long-term view, are so crucial to success.

In my view, filling that role effectively is the best answer we can make to those who ask what philanthropy is for in the information age. It's true that the recent explosion of information and communication can make individual charity easier and better informed than in the past, and that endowing philanthropic institutions is not the only, or even always the best, way of distributing charitable wealth. Plenty of charity is and ought to be personal, and can be carried out through small foundations or with no institutional baggage whatever. What large philanthropic

institutions add is not some unique purchase on goodness, but an ability to step purposefully into uncharted and forbidding terrain, explore opportunities, assemble partnerships and find paths toward goals that, without intervention, would remain elusive, purely theoretical or altogether invisible.

Our mission at the Rockefeller Foundation is to help improve the lives and livelihoods of poor and excluded people throughout the world. We try to achieve this with a dedicated group of professionals who have been drawn from government, academia, community organizations and the private sector. Most important, through our regional offices they work with local community-based organizations to determine the priorities and policies our programs should support. The Boston Workforce Development Initiative is a case in point: Foundation staff spent two years consulting with employers' groups and local community organizations as well as government agencies to draw up an agreed structure and priorities for the partnership.

Philanthropy, as envisaged by our founder, John D. Rockefeller, is one of the outstanding assets of the United States of America. It is no substitute for government or the private sector or for the numerous nongovernmental and community-based organizations that fight tirelessly for the rights of poor and excluded people. But used wisely, a foundation's assets can help to bring various actors together, to experiment and to stimulate change, in ways that each individually may find difficult.

At the end of 2004 I will be retiring as President of the Rockefeller Foundation. I will look back on the past seven years with some pride and a sense of privilege at being given this extraordinary opportunity to serve my fellow men and women, both in the United States and abroad.

Gordon Conway



■ Mission

The Rockefeller Foundation is a knowledge-based global foundation with a commitment to enrich and sustain the lives and livelihoods of poor and excluded people throughout the world.

We Improve Opportunities for Poor People

The Rockefeller Foundation is committed to achieving lasting improvements in the lives of poor people by working with them helping to ensure that they are included among globalization's beneficiaries. To do so, we provide grants to help eradicate poverty and hunger, minimize the burden of disease, improve employment opportunities, increase the availability and quality of housing and schools, and stimulate creativity and cultural expression.

We Use Knowledge

We emphasize the importance of generating new, and harnessing existing knowledge to addressing the complex and difficult challenges faced by poor people. Our various areas of work are based on science, technology, research and analysis.

We Are Global

The Rockefeller Foundation is a global foundation viewing poor people's challenges with a global perspective. We are committed to working on the ground where the consequences, for good or ill, of globalization are experienced. While we do not—and cannot—have a presence everywhere, we work intensively in Eastern and Southern Africa, Southeast Asia and North America.

We Focus on Lives and Livelihoods

We believe the forces of globalization have their most visible impact on people's lives and livelihoods. So, to achieve lasting improvements, our work addresses challenges related to food, health, jobs and culture not in isolation, but as factors that are inextricably intertwined in poor people's everyday lives.

■ Contacting the Foundation About Grants

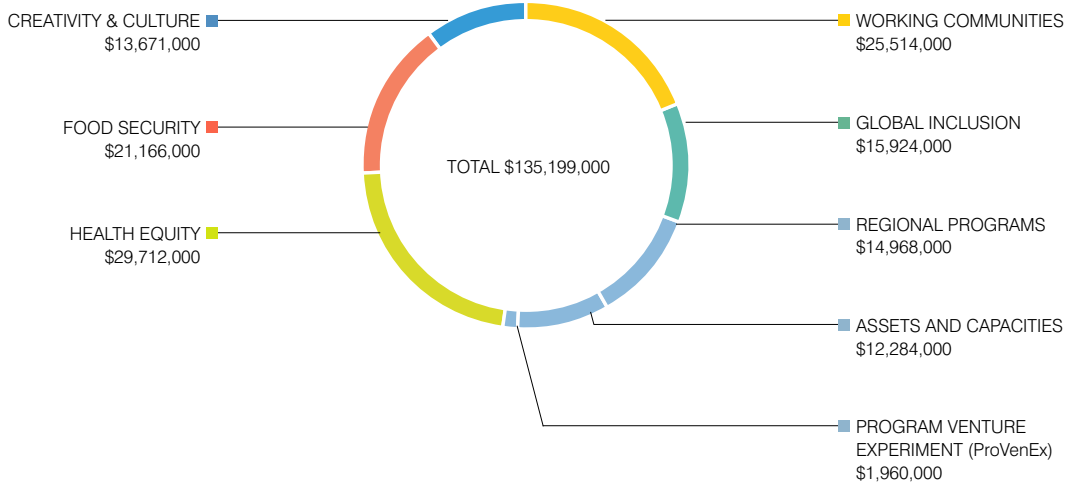
The Foundation is a proactive grantmaker—that is, the staff seek out opportunities that will advance the Foundation's long-term goals rather than reacting to unsolicited proposals. For this reason, the Foundation strongly discourages unsolicited grant proposals.

If after reviewing the Foundation's program goals in the following pages or at the Foundation's Web site at www.rockfound.org, your organization believes that its project would contribute directly to the Foundation's strategic goals, you may want to send a brief letter of inquiry addressed to the director of the subject area of interest, **The Rockefeller Foundation, 420 Fifth Avenue, New York, N.Y. 10018**. Inquiries can also be sent electronically to the e-mail addresses listed after each description below. If you are applying to a competitive program under our Creativity & Culture theme, please check the Web site or contact the program for deadlines and application forms.

Letters of inquiry should briefly describe the issues that the proposed project would address; information about the organization's experience in the field; estimated budget for and expected duration of the project; and qualification of key personnel involved in the project. Please do not send attachments.

Letters of inquiry will be considered as they are received throughout the year. Inquiries take from six to eight weeks for review. Organizations submitting inquiries that Foundation staff think might contribute to a defined area of work will be asked to submit a full proposal.

As a matter of policy, the Foundation does not give or lend money for personal aid to individuals or, except in rare cases, fund endowments, or contribute to building and operating funds.





Attacking Famine's Last Stronghold

Nearly 250 million Africans south of the Sahara—a population roughly equal to that of the United States—live on less than \$1 a day. Of these poorest of the world's poor, the overwhelming majority live in rural areas, mostly on small farms where climate and soil conditions are harsh and variable, and where years of hard labor often yield barely enough for survival. For these families, the productivity of the farm and the success of any given year's harvest are the sole factors separating subsistence from starvation. ⇒



**Food
Security**

Kenyan farmer Julita Okiru starts her work day by lamplight, long before sunrise.



Even in good years, when some small farmers might find themselves with a surplus that could be sold or bartered, most live too far from market centers—where, in any case, markets are often rudimentary at best. Poor roads and few vehicles make it impractical to transport and sell highly perishable produce. Survival, in such conditions, typically depends on growing small amounts of many crops, both to provide a mixed diet and to protect against outbreaks of disease, pests or other natural catastrophes that could wipe out any single crop in a stroke. From these patchwork harvests, economies of scale are mostly out of the question.

In East Africa, where much of our work on the continent is concentrated, a typical farm might be no bigger than one hectare—two and a half acres, about the size of a regulation soccer field. It could well contain a mixture of maize, beans, bananas



and cassava, a root crop that is a staple across much of Africa. That diversity, though prudent for subsistence farming, means that most farmers dare not specialize, and no single improvement in farming techniques would boost their yield on more than a few hundred square feet of land. To complicate matters further, African climate and soil conditions vary dramatically even across very short distances. So circulating better seeds, promoting soil conservation, organizing collectives and disseminating better



**Food
Security**

Breakfast in the Okiru household: roasted soybeans, maize and peanuts before daybreak.


farming practices—all these things have to proceed one crop, one field, one microclimate at a time.

On Julita Okiru's farm in the Teso District of western Kenya, a few of the chronic obstacles to growth are beginning to break down. Mrs. Okiru is part of a collective of women farmers who pool their knowledge and labor, plant newer and hardier seed varieties, and are beginning to process some of their surplus crops to make them durable enough to sell. Still, as with most such farms, the family is in the fields hours before dawn each day, feeling their way in total darkness. After two hours of hard labor, as the sun is rising, the children head off to a full day of school. The adults continue to work the fields by hand until past nightfall. There is no electricity or plumbing.

In Africa, a plot of farmland the size of Mrs. Okiru's typically yields a ton of produce in an average year. The same amount of land in China yields eight tons. With populations rising at almost 3 percent a year and food shortages rampant, Africa does not produce enough food to feed itself, much less to fuel economic growth. Any hope of raising incomes and ending the repeated waves of humanitarian disaster must therefore include steps to multiply the yield of small farms. ⇒



The Rockefeller Foundation seeks to help farmers like Julita Okiru and her neighbors in three ways: producing and distributing higher-yielding seeds; conserving and enriching soil for more productive, sustainable farming; and developing markets where small farmers can earn more from surplus harvests. To show the combined effect of the three efforts in a single place, the Foundation has chosen



Food Security

Between farm labor and a day of schoolwork, the Okiru children pause over a cup of porridge.

western Kenya. There, Mrs. Okiru and roughly 2 million other farmers and their families live and work in relative isolation, with strong local organizations but far from urban and coastal market centers, and with consequently the country's highest concentration of poverty. ⇒



Breeding better varieties of crops, whether by traditional hybridization or cutting-edge biotechnology, has led to bigger and more reliable harvests—the essential first step in combating destitution and starvation. Soil conservation and enrichment programs increasingly involve farmers and community organizations as well as scientists in setting priorities and in spreading new practices to more and more farms. Recent work has focused on assembling the elementary components of produce markets, including a new network of community cereal banks where farmers aggregate their excess corn, store it safely, and transport it in bulk to commercial centers for a competitive price.

For Julita Okiru and her neighbors, taking advantage of new farming methods and expanding markets would surely mean a better standard of living. If that approach is successful in western Kenya, its lessons could mean economic growth across much of sub-Saharan Africa, a crucial breach in the world’s last great stronghold of massive, unyielding poverty.

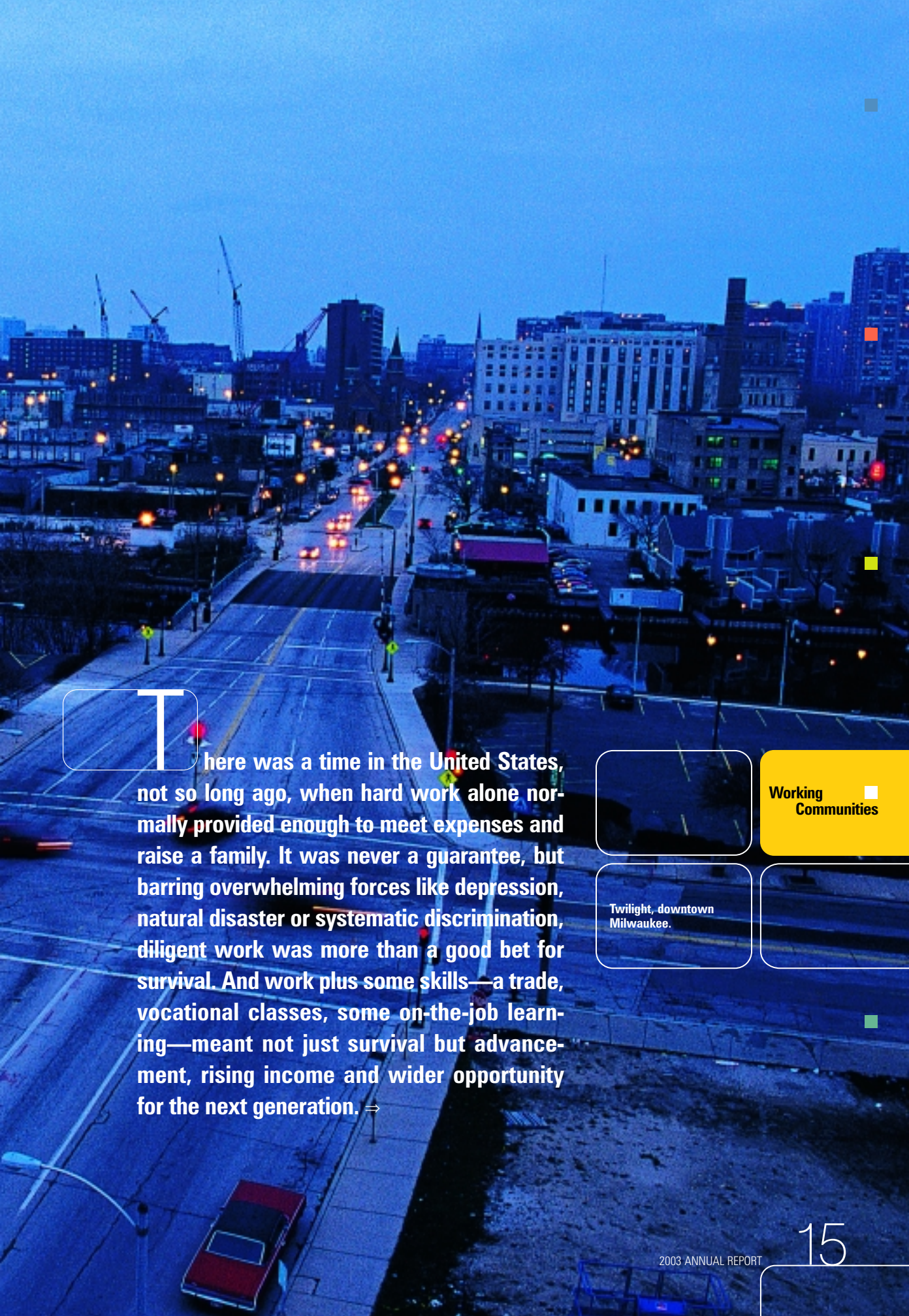


Mrs. Okiru, alone and (below) with a neighbor. After the children head to school, neighboring farmers often work their fields together.





Making Work Pay



There was a time in the United States, not so long ago, when hard work alone normally provided enough to meet expenses and raise a family. It was never a guarantee, but barring overwhelming forces like depression, natural disaster or systematic discrimination, diligent work was more than a good bet for survival. And work plus some skills—a trade, vocational classes, some on-the-job learning—meant not just survival but advancement, rising income and wider opportunity for the next generation. ⇒

Working
Communities


Twilight, downtown
Milwaukee.

That time, if not entirely past, is waning fast. Yet the patterns of American political thought, industry practices, government policy and even social organization have been slow to adapt. Programs and regulations that were written for a manufacturing economy, where jobs and pay ladders were relatively secure, have adjusted poorly (if at all) to a market whose strengths cluster at the top and bottom of the spectrum of pay and skills. Today, a job seeker with relatively average skills—a high-school diploma, say, or even some years of college—may have no choice but to join the roughly one-quarter of all Americans who earn less than \$8.70 an hour. Not only is that too little to maintain a family in many places, but jobs at that wage level are far less likely to lead to advancement or employment security, even for the most diligent employees. There have been, it's true, two partial advances toward a more effective American workforce policy in the last two to three decades. But neither yet approaches a real



response to a profoundly altered environment. One step forward has been the development of a legion of local organizations that have become adept at marshaling resources for people who need work, referring job seekers to employers or potential trainees to suitable programs. Though often thinly staffed and funded, these organizations have increasingly found common cause with employers and their trade groups, with community colleges, and with government programs, helping all three to reach people who are unemployed or underemployed.

The other trend, more halting but potentially much wider in scope, has been the development of state and federal labor and workforce-development policies that at least partly recognize the changing needs of workers, job seekers and employers. Certain states and localities are using public workforce dollars to link employers and community groups in effective alliances. Some are targeting training and



Working
Communities

In neighborhoods where wages are low and unemployment high, ordinary necessities like food, shelter and transportation are constantly at risk.



family-support programs jointly to where they will have the greatest effect, or have developed labor and social-service policies that work toward coherent goals. Few have done all these things, and even the best programs are still new, fragile and vulnerable to shifts in fiscal or political winds.

In Milwaukee, where city and state workforce policies are generally ranked high by national standards, Nadine Machicote has had a taste of one successful employment program that helped her stay employed for the last several years. Yet even after completing the well-regarded New Hope for Families and Children program five years ago—and raising a family that includes at least two college-bound high achievers—she has barely kept a step ahead of poverty. Today she works as a receptionist at a title company where she takes a barrage of incoming calls on 140 phone lines while also greeting visitors, handling mail and summoning staff to meetings. Besides computer skills, the job demands concentration, discipline and courtesy. Yet it's available only four days a week and provides rudimentary health benefits that didn't cover the effects of Ms. Machicote's recent fall on the ice. The result of that fall: an avalanche of hospital bills that have pushed her family into bankruptcy. →



Above, left and right:
Nadine Machicote handles
internal communication in
a title company, besides
juggling more than 140
incoming phone lines.

Below, Nadine heads
home after a day of work.

**Working
Communities**



Nadine Machicote's experience is not an isolated case of good news mixed with bad. Programs like New Hope, a Rockefeller Foundation grantee, often increase participants' skills, help them stay employed, benefit their children in several ways, and bolster their self-confidence and ability to navigate the labor market. And yet employment and skills programs, by themselves, are rarely enough to lift families safely out of hardship—especially if they lead to jobs that provide no health insurance and pay too little to cover housing and basic necessities.

The Foundation therefore aims its efforts on a set of mutually reinforcing goals: Improving wages and benefits at the low end



of the labor market and focusing programs for training and job placement on growth industries that produce higher-wage jobs with opportunities for mobility. These goals rest on one central observation: The best hope for families like that of Nadine Machicote lies neither in hard work and skills alone nor in public funding and policy alone, but aligning the two so that both lead to steady incomes and a fair, living reward for effort invested. ■



**Working
Communities**

Left and right: Nadine Machicote's spare time consists of keeping house, raising a family and providing for basic needs—with economic catastrophe never far away. Above: Nadine's son Giorgio heads home after school.



Preserving the Past, Enriching the Future

Among the more insidious effects of deep poverty—harder to measure than malnourishment and disease, but just as far-reaching in effect—is the erosion of things that bind societies together. When countries and peoples lack the material means of survival, they eventually suffer not just physically but culturally. Long-standing hardship breeds isolation and disintegration, a loss of common identity, will and imagination, a weakening of the foundations that help civilizations endure, adapt and draw strength from diversity. →

Violence and oppression, given enough time and virulence, will have much the same effect. And in many parts of the world, the ill effects of poverty and of official brutality conspire together. The result is a concerted battering of culture and spirit, compounding the damage wrought by isolation, disunity and exclusion.

Yet, as it happens, the destruction of culture is not so easy as the destruction of lives and property. South African journalist and poet Don Mattera wrote in 1987 that "there is nothing that can be hidden from the mind, nothing that memory cannot reach or touch or call back." That observation now headlines the Web site of South Africa's District Six Museum, a Rockefeller Foundation grantee. The museum's purpose is to revive the identity and memory of a Cape Town district that was, before apartheid, a racially and economically mixed community. Significantly, the museum is also allied with a redevelopment trust, aimed at restoring displaced people to their original homes. In District Six, the physical and cultural revivals proceed in tandem, as they almost always must. →





Remembering the Khmer Rouge horrors: An exhibit presents faces of the 12,500 who were tortured and killed at the Tuol Sleng prison.



Another example: Cambodia's gradual re-emergence from a century of colonial rule and civil war, grotesquely capped by the atrocities of the Khmer Rouge in the mid-1970s. Here, as in Cape Town, the challenge is to build a modern society while preserving the foundations of history, culture and spirituality that will give that society life. Whether these two challenges, of imagining the future and remembering the past, pull in the same direction or in conflict with each other will be among the most fundamental questions facing Cambodians as they decide what kind of society they wish to build.

In societies emerging from long persecution or other hardships, supporting culture means, among many other things, supporting the diverse people and institutions whose talent, understanding, memory and inspiration constitute a living heritage. That is why the Rockefeller Foundation, in poor and developing societies around the world, has sought out opportunities like those in South Africa and Cambodia to support the creative, reflective and critical ferment in which societies define and enrich their lives. With its grants, the Foundation supports not only the arts and humanities directly, but the critical, archival and other public forums in which


people question and innovate, connect their future with their past, and exchange understandings of the world—artistic, cultural and spiritual—with people of other cultures and places.

Among our grants in Cambodia is support for Reyum Institute of Arts and Culture, based in Phnom Penh. Reyum provides an open, flexible space for exhibitions, performances, research, training and education. One of its projects is an effort to reassemble Cambodia’s collective memory, gathering the stories, photographs and other artifacts of the country’s elder generation.

For example, visiting a Buddhist *wat*, or temple, Reyum staff recorded the nuns’ recollections of fashions from 30 years ago, how women braided their hair, how clothes were made and worn, and what various decorative and religious symbols meant. These are now part of a growing "memory bank" of history and culture, a living part of the museum’s collection. In other cases, memory bank researchers detail family histories, local customs, and forms of traditional art and expression. →

Women at the Nun Muny Pagoda convent share photos (left) and memories of daily life before Cambodian independence.







At left, Sim Savin is a resident of the Nun Muny Pagoda convent and a depositor in Reyum's "memory bank."

At right, children study art at Reyum. Artist Vann Nhat, in the small photo below, painted the doomed of Tuol Sleng prison.

Creativity & Culture



Reyum's efforts at national recollection often make for invigorating work, though not always. Speaking to painter Vann Nhat, who for years was forced to make documentary paintings of the Tuol Sleng prison camp under the Khmer Rouge, one hears more readily about Cambodians' hopes for the future than about the horrors of their past. Mr. Nhat's paintings, and much of his conversation, now more often reflect an imagined tranquillity than a remembered trauma. "Sometimes when you have a shock," he says, "you don't want to talk for a while."



The work of self-definition will be slow. The demands of physical survival and development will sometimes crowd out those of the mind and spirit. Yet for a society to govern its future and shape its own growth, both sets of needs must be tended. Both for healing and for building, for reconciling differences as well as encouraging diversity and innovation, the work of creativity and culture is more than a beneficial luxury. It is an indispensable foundation for a better life.

Saving Mothers, Saving Families

More than two-thirds of all HIV infections occur among just one-tenth of the world's population: in Africa, south of the Sahara. An estimated 29 million people there suffer from AIDS or are infected with HIV, with 3.2 million new infections in 2003 alone. Of those who most need the antiretroviral drugs that commonly treat HIV infection in wealthier countries, roughly one person in 10 actually gets treatment. That is the lowest treatment rate in the world. ⇒



Health
Equity

The morning commute
near Eldoret, Kenya.



Pauline Muruli shows a photo of her son Kevin, who died of AIDS-related illness at 6.



Health
Equity

Peer counselor Cecilia Onjero, with her 1-year-old daughter Buthabo.

In the worst-hit countries, an average parent's life expectancy has already dropped by more than one-third, to as young as 35. For their children, the odds are overwhelming that they will soon watch their parents decline, suffer and die, and then find themselves cast to an uncertain fate at the hands of relatives (who may also be infected), the rare charitable organization, or unknown adults with less generous intent.

The solution to this human catastrophe lies in more than just distributing pills, daunting as that challenge remains. Even when medicines reach infected people, they can be expensive and thus hard to sustain in the needed quantities. Response to the medication must be monitored regularly, and dosage levels periodically adjusted. People who are not yet aware of their HIV status must first come forward for testing and seek help if they test positive—actions that in many places still invite stigma and public ostracism. For these reasons, many authorities in the 1990s preferred to focus solely on prevention, regarding the widespread treatment of people already infected as almost hopelessly complex and costly.

Yet with rates of HIV and AIDS exploding throughout Africa, the Rockefeller Foundation chose in 2000 to tackle treatment and prevention together. Alongside our

continuing investment in microbicides to help women defend themselves against infection, we began focusing another part of our grant-making on care for mothers—both those with HIV and those not infected. The rationale for that starting point was simple but powerful: Maternal health care is among the stronger elements of a still fragmentary health system throughout central and southern Africa. Saving mothers also prevents or defers orphanhood for their children. And women are often the pillars of African families and primarily responsible for the well-being of children. Best of all, programs to prevent transmission of HIV from mothers to children (known as MTCT, for "mother-to-child transmission") were already under way in many places. What they lacked was a way of continuing the care for mothers after their children were born.

What became the MTCT-Plus program—offering ongoing treatment to mothers after delivery, and extending care to fathers and children—is now operating in eight countries, seven of them in sub-Saharan Africa. We hope that, if it's successful, it will be replicated more broadly in regions with limited health care and widespread poverty. Already, in the places where it's under way, MTCT-Plus seems to be improving care not just for people with HIV and AIDS, but more generally, by increasing the amount and quality of available primary care and by drawing in more people for diagnosis and treatment. The program is also influencing the World Health Organization's plans to distribute antiretroviral drugs to 3 million more people by 2005. ⇒





Health 
Equity

Pauline Muruli and husband Ezekiel Indiekuli, with sons Ekulé (left) and Daniel. Both parents and son Daniel receive AIDS treatment at a rural clinic where Ezekiel is a volunteer counselor. All are in much stronger health since coming to the clinic. Ekulé is uninfected.



Cecilia Onjero's family: husband David Mushiri, sons Timothy (left, 7) and Joseph, 12, with year-old daughter Buthabo on her father's lap.

At one of the MTCT-Plus pilot sites, in Eldoret in western Kenya, David Mushiri and his wife Cecilia Onjero lead a peer-counseling group to help infected adults overcome their fear of seeking a diagnosis and treatment. "Stigma," says Mr. Mushiri, "is a major reason why this continues to spread. No one talks about it, so nothing changes. I know that talking about it with others while I'm healthy will help fight stigma. It gives others and myself confidence and hope."

At the time this is written, Mr. Mushiri and Ms. Onjero are comparatively healthy, partly because of the information and treatment they've received at the Eldoret clinic where they are now also volunteers. With the couple in treatment, their child, a daughter, was born without HIV. The future for Mr. Mushiri is still worse than the norm in many other parts of the world: "We know we won't be around when the children go to university," he says—though there is now at least some hope, if not strong odds, that he may be wrong. Still, even that prospect is a marked improvement, for both parents and children, over the grim certainty of just a few years ago.

As the cost of medication continues to fall, as governments increasingly invest in treatment as well as prevention, and as African institutions find readier inclusion in world efforts against AIDS, it has become easier to envision a time when HIV in Africa would become, as it now is in many wealthier parts of the world, a cause for concern and care, but not for panic, stigma or despair. ■




Health
Equity

Buthabo Mushiri was born HIV-negative after her parents were enrolled in the MTCT-Plus program in Eldoret.



Ideas for Progress

Knowledge fuels progress, no less for the poor and excluded than for the privileged and well-connected. To know how to reap more from a crop or a small farm, how to prevent or treat disease, how to fashion raw materials into marketable products—such knowledge alone can be the first step away from isolation and want. Yet even as the amount of new knowledge and technology is exploding and its value is soaring, the ownership of that knowledge is becoming ever narrower and more tightly restricted. ⇒



Global
Inclusion

From *wat* to Web:
Cambodian student
monk Youk Seng Long
in cyberspace.





In a world more and more governed by agreements and laws on intellectual property, the work of the mind has become a commodity, held disproportionately by those closest to the centers of wealth and learning, and traded primarily among those who can pay the price.

This new world of intellectual ownership is, in itself, neither beneficial nor harmful. Or more precisely, it could become either one, depending on how we manage it. When private interests own ideas, techniques, even certain forms of life, as emerging systems of patent and copyright protection increasingly allow, the potential for profit may give owners a unique incentive for good, a promise of material reward for wringing new benefits and further knowledge from those assets. Yet others who also seek to apply that knowledge—especially residents of poor communities and researchers working on ideas that might benefit them—now increasingly find a **KEEP OUT** sign where once there had been a much freer sharing of inquiry and discovery. ⇒

Globalism confronts children with diverging futures: deepening poverty and exclusion (Nairobi, left).

A widening link to technology and the world (above, Phnom Penh).

Global Inclusion



To the world's academies and research centers, this is an unsolved equation whose pluses and minuses have yet to come clearly into balance. But for those working to apply knowledge and innovations to the challenges of health, food security and job creation in places of deep poverty, today's system of intellectual property and ownership creates troubling barriers to progress. For those reasons, the Rockefeller Foundation's work—which helps poor communities share in the benefits of globalization—includes a concerted effort to bring about a better, fairer system of intellectual property protection. The goal is a system that responsibly opens knowledge and opportunity to people whose survival and progress depend on that knowledge, and at the same time affords them protection for their own scientific, economic and artistic work.



Imagine, for example, that you have an idea for a higher-yielding crop or less costly fertilizer—one that could help take tiny African farms from subsistence to surplus. Or a drug that could double the life expectancy of a mother with HIV, thus over time cutting in half the number of orphans from AIDS. You would most likely start with existing crops or drugs or soil additives. You would use the latest research methods, laboratory instruments and findings of other scientists to improve on those earlier accomplishments. If you are successful, the result will save and enrich lives. But given the poverty of the people who will benefit, your results will probably not bring great wealth. →

Global
Inclusion

A hardier variety of bean could help take a struggling farming family from subsistence to surplus.




Yet in the new global marketplace of ideas, the odds are overwhelming that your project will have landed you in a thicket of legal and economic obstacles from the start. All those existing crops and additives, the research methods, the earlier discoveries, the lab instruments—much of the raw material of your humanitarian research—is apt to be owned by dozens of people and companies that will either forbid your work entirely or demand payment as soon as your results reach the market. The small income likely to flow from your discovery might never approach the cost of those payments.


The Foundation's grants seek not to break down the emerging system of intellectual rights and protections, but to help developing countries create intellectual property regimes and projects that will extend the benefits of new knowledge to those who need them most. One example: A new organization of four multinational agricultural companies, organized at the Foundation's prompting, will now offer the members' technology free, on a case-by-case basis, to African scientists battling starvation. The Foundation has also seeded a unique alliance of U.S. land-grant universities and research centers working to create new forms of patent and copyright protection—ones that explicitly allow for unobstructed work on humanitarian projects like new fertilizers or disease-resistant crop varieties.

The result will not be—and arguably should not be—a profound disruption in the market for intellectual property. Instead, if these efforts succeed, they will have expanded that market to make room for research on behalf of people who would not otherwise benefit and who can in turn enrich it with their own knowledge. ■

Global
Inclusion

A teacher prepares the generation that will lead Kenya through much of the 21st century.







■ Program Goals

Themes

We have chosen four programming “themes” around which we organize our grantmaking. These themes are based on their direct relevance to our mission and on our historic competencies. Sustaining and enriching lives and livelihoods requires food security, more equitable health outcomes, and opportunities for work and creative expression. Within each theme are focused Areas of Work.

AREAS OF WORK

There are two kinds of Areas of Work, which constitute the heart of our operations: Thematic Areas of Work—Food Security, Health Equity, Creativity & Culture, and Working Communities; and Shared Areas of Work—Global Inclusion and our regional work in Southeast Asia, North America, and Eastern and Southern Africa.

■ Creativity & Culture

Goal: To give full expression to the creative impulses of individuals and communities in order to enhance the well-being of societies and better equip them to interact in a global and dynamic world.

Root Causes

Lack of understanding or appreciation of the creativity and expression from diverse groups

Lack of knowledge and respect for values, traditions and beliefs from different segments of society

Rapid changes from globalization, including digital technology

> Areas of Work

> Resilient and creative communities

> Creativity, knowledge and freedom in the public sphere

> Creativity and innovation in a global age

Inquiries at: creativity@rockfound.org, or fax (212) 852-8438, or refer to the Foundation Web site.

■ Food Security

Goal: To improve the food security of the rural poor through the generation of agricultural technologies, institutions and policies that sustain livelihoods in areas of sub-Saharan Africa and Asia bypassed by the Green Revolution.

Root Causes

Major loss of harvest to drought, pests and diseases

Depleted farmlands cause low yield potentials

Farmers lack access to input and output markets

Corporate dominance limits access to agricultural technologies

> Areas of Work

> New crop varieties for Africa

> Enhancing soil productivity in Africa

> Markets to increase the incomes of poor farmers

> Public goods for poor farmers

Inquiries at: food@rockfound.org, or fax (212) 852-8442, or refer to the Foundation Web site.



■ Health Equity

Goal: To reduce avoidable and unfair differences in the health status of populations.

Root Causes

Health product market failures
Neglect of human and knowledge resources
Lack of resources devoted to AIDS in developing countries

> Areas of Work

> Harnessing the new sciences
> Learning health systems
> Rising to the challenge of AIDS

Inquiries at: health@rockfound.org, or fax (212) 852-8279, or refer to the Foundation Web site.

■ Working Communities

Goal: To transform poor urban neighborhoods into working communities—safe, healthy and effective neighborhoods—by increasing the amount and quality of employment, improving the quality of all urban schools, and revitalizing poor neighborhoods through mixed-income community development.

Root Causes

Wages, benefits and mobility for those with high-school education or less are declining
Low-income and minority children attend schools that possess inadequate resources to ensure equal educational opportunity
Public policies and private practices prevent low-income and minority households from access to housing in mixed-income communities that provide opportunities to build assets

> Areas of Work

> Encouraging economic resiliency
> Adequate financing for educational equity
> Housing for mixed-income communities

Inquiries at: work@rockfound.org, or fax (212) 852-8273, or refer to the Foundation Web site.



■ Program Goals

Shared Activity

■ Global Inclusion

Goal: To help broaden the benefits and reduce the negative impacts of globalization on vulnerable communities, families and individuals around the world.

Root Causes

New philanthropists lack the advice and support needed to maximize their effectiveness and reach into poor and excluded communities in developing countries

Global debates and institutions do not adequately reflect and address the needs of poor and excluded people

Peace and security are undermined by a lack of knowledge and appropriate processes

> Areas of Work

> Increasing the flows of capital and benefits of know-how to poor people

> Building support for global/regional policies that benefit poor people

> Strengthening conflict prevention and management

Inquiries at: global@rockfound.org, or fax (212) 852-8203, or refer to the Foundation Web site.

REGIONAL PROGRAMS

■ Eastern and Southern Africa

Goal: To contribute to the revitalization of the African continent by building the required human and institutional capacity and providing critical information that will promote effective policies and programs to improve the lives and livelihoods of the poor.

Root Causes

Lack of skilled and educated people and strong institutions is hampering development

Lack of information results in poorly chosen priorities

> Areas of Work

> Human and institutional capacity building

> Information for development

Inquiries at: info@rockfound.org.ke, or fax +254 (2) 218 840, or refer to the Foundation Web site.

■ North America

Goal: To encourage public policies and private practices that support the well-being of the transnational poor by providing them with better livelihood choices, while allowing a diversity of cultural identities.

Root Cause

> Area of Work

National borders inhibit the full development of livelihoods for the poor > Transnational communities

Inquiries at: natc@rockfound.org, or fax (212) 764-3468, or refer to the Foundation Web site.

■ Greater Mekong Sub-region

Goal: To enhance the capacity of people and institutions in the Greater Mekong Sub-region to reflect upon and respond to cross-border and intercultural challenges arising from development.

Root Cause

> Area of Work

Lack of regional capacity to address transboundary issues > Learning across boundaries

Inquiries at: rf-bkk@rockfound.or.th, or fax +66 2 262 0098, or refer to www.rockmekong.org.

OTHER PROGRAMS

■ Bellagio Study and Conference Center

The Bellagio Study and Conference Center in northern Italy provides a contemplative environment for convenings and residencies in which scholars, scientists, artists, writers, policymakers and practitioners from all over the world may pursue their creative and scholarly work.

Applications are available on the Foundation Web site or can be requested by tel (212) 852-8464, or fax (212) 852-0130.

■ Program Venture Experiment

Goal: The Program Venture Experiment (ProVenEx) seeks to catalyze private-sector investments in areas that will benefit poor and excluded people. Through this program, the Foundation makes investments that are structured using market principles in early-stage and growing businesses that will further the work of one of the Foundation's four main themes.

Inquiries at: provenex@rockfound.org, or fax (415) 343-0232, or refer to the Foundation Web site.

Advancing Creativity and Innovation

■ CREATIVE ENVIRONMENTS IN THE DIGITAL AGE

Association of Performing Arts Presenters, Washington, D.C.: \$75,000 toward the costs of developing a technology-based information and management system and a directory of works-in-progress entitled, *Artist Works*.

Dance Theater Workshop, New York, New York: \$100,000 toward the costs of DTW Digital, a program dedicated to increasing access to technology for far-reaching networks of working artist communities.

Harvestworks, New York, New York: \$50,000 toward the costs of its Interactive Technology Project, which creates a laboratory environment for the development of interactive computer programs and instruments that will foster new modes of performance.

Leonardo/International Society for Arts, Sciences and Technology, San Francisco, California: \$56,100 toward the costs of its Global Crossings project, an initiative to widen its international network to include innovative and dynamic new work taking place in cultural and social contexts often excluded from the information technology and creative practices community.

National Academy of Sciences, Washington, D.C.: \$85,000 toward the production and dissemination of a report by the Computer Science and Telecommunications Board on creativity and information technologies entitled, *Beyond Productivity: Information Technology, Innovation and Creativity*.

New York Foundation for the Arts, New York, New York: \$44,500 for use by its sponsored project *Intelligent Agent*, toward the costs of two related programs: the on-line publication of the *Intelligent Agent* magazine examining the impact and parameter shifts of digital technologies; and joint programming with the Netart Initiative of the Parsons School of Design consisting of on- and off-line exhibitions, digital salon panel discussions and an annual symposium.

OneWorld International, London, England: \$75,000 toward the costs of OneWorld TV, a project that fosters social change by using new technologies to disseminate the work of independent film and video makers.

Rhizome.org, New York, New York: \$73,445 toward the costs of providing subsidized memberships to Rhizome.org, an online platform for the global new media art community, to educational institutions in developing countries and rural areas of the United States.

Social Science Research Council, New York, New York: \$100,000 toward the costs of The Digital Cultural Institutions Project to promote research on the institutions that shape access to digital culture.

The Thing, Inc., New York, New York: \$50,000 toward the costs of *THING.Clouds*, a wireless media project that will bring artists and technologists together to collaborate on initiatives that employ wireless networks.

■ FILM/VIDEO/MULTIMEDIA FELLOWSHIPS

American University, Washington, D.C.: \$88,190 for use by its Center for Social Media toward the costs of the study, *Imagination, Creativity, and Control in Independent Filmmaking: Mapping the Creative Tensions in Today's Intellectual Property Regime*.

National Video Resources, New York, New York: \$15,000 for the ongoing activities of Grant-makers in Film and Electronic Media and the Council on Foundation's Film and Video Festival.

National Video Resources, New York, New York: \$937,910 toward the costs of The Program for Media Artists, a program that supports film, video and multimedia artists.

■ MULTI-ARTS PRODUCTION FUND

Axis Dance Company, Oakland, California: \$10,000 to support the creation of a dance work by Victoria Marks set to a composition by Eve Beglarian.

Bang on a Can, New York, New York: \$20,000 to support a new work by composer Iva Bittová for the *Bang on a Can All-Stars*.

Big Art Group, Brooklyn, New York: \$30,000 to support the creation of "House of No More," a live video performance by Caden Manson and Jemma Nelson.

Carpetbag Theatre, Knoxville, Tennessee: \$35,000 to support the creation of "Southern Sankofa, Flying Home," a live-action and digital media play, created by Linda Parris-Bailey in collaboration with playwright/designers Stephen L. Heathcock, III, and Jeff Cody, and musical director/dramaturg Paula Larke.

Center for Cultural Exchange, Portland, Maine: \$15,000 to support the creation and production of "reORIENTalism," a multidisciplinary performance created by composer and musician Alan Shavarsh Bardezbanian, poet and librettist Suheir Hammad, with percussionist and designer Karim Nagy Mohammed.

Center for Puppetry Arts, Atlanta, Georgia: \$30,000 to support the development and production of "Avanti Da Vinci," by designer and author Jason Hines and director and author Jon Ludwig.

Children's Theatre Company, Minneapolis, Minnesota: \$35,000 to support the development of an untitled site-specific theater piece created by The Children's Theatre and School in collaboration with director Whit MacLaughlin.

Clubbed Thumb, New York, New York: \$15,000 to support the development of "Demon Baby," a new play by Erin Courtney directed by Ken Rus Schmoll.

Cornerstone Theater Company, Los Angeles, California: \$15,000 to support the creation of "The Muslim Project," a collaboration among members of the Los Angeles Muslim community and the Cornerstone Theater, directed by Mark Valdez, written by Peter Howard, with musical direction by Wael Kakish and featuring actor Kamal Marayati.

Creative Capital Foundation, New York, New York: \$100,000 toward the costs of ongoing activities that support artists pursuing innovative approaches to form and content in the media, performing and visual arts, and in emerging arts fields.

Curious Theatre Company, Denver, Colorado: \$15,000 to support a commission and residency for playwright Joan Holden to write "The Speer Project," a community-based history play.

Dansology, New York, New York: \$30,000 to support the creation and development of "dead-mandancing," a new multi-media collaboration between choreographer Koosil-ja Hwang, videographer Benton Bainbridge and Liminal Projects architects.

DiverseWorks, Houston, Texas: \$20,000 to support the development of "The Black Factory," a mobile installation by William Pope.L.

Ensemble Sospeso, New York, New York: \$15,000 to support a residency and the creation of a new work by composer Chaya Czernowin.

five myles, Brooklyn, New York: \$20,000 to support the development of "LEM," a movement theater work directed by Phil Soltanoff.

Flyaway Productions, San Francisco, California: \$25,000 to support the creation of "The Grim Arithmetic of Water," a dance performance by choreographer Jo Kreiter and composer Jewlia Eisenberg.

Foundation-administered project: \$200,000 toward the costs of administering the Multi-Arts Production Fund.

Gametophyte, Brooklyn, New York: \$20,000 to support the development and production of a multimedia performance installation by choreographer and videographer Dean Moss and visual artist Laylah Ali.

Grantmakers in the Arts, Seattle, Washington: \$15,000 toward general operating support of its mission to strengthen the field of private-sector arts and culture grantmaking.

Headlong Dance Theater, Philadelphia, Pennsylvania: \$20,000 to support the development of "Hotel Pool," a dance theater work by David Brick, Andrew Simonet and Amy Smith.

Hip Hop Theatre Junction, New York, New York: \$25,000 toward the costs of the fourth annual Hip-Hop Theater Festival.

Inta, New York, New York: \$20,000 to support the creation of "Tree," an outdoor site-adaptable work by choreographers Eiko & Koma Otake, writer, actor and singer Sharon Dennis Wyeth and writer and dramaturg Irene Oppenheim.

The Kitchen, New York, New York: \$25,000 to support a production of "The Slugbearers of Kayrol Island," a music theater piece by cartoonist, designer and librettist Ben Katchor and composer Mark Mulcahy.

La Donna Dance, New York, New York: \$30,000 to support the creation of "Floating from my Hand," a new dance work by Donna Uchizono in collaboration with composer Guy Yarden.

Lower Manhattan Cultural Council, New York, New York: \$10,000 to support the development of "Messa di Voce," a concert performance directed and designed by Golan Levin.

New York Foundation for the Arts, New York, New York: \$20,000 to support "Bird Brain," a navigational dance project by Jennifer Monson.

New York Theatre Workshop, New York, New York: \$25,000 to support the development of a new play written by the Five Lesbian Brothers.

Other Minds, San Francisco, California: \$30,000 to support the development and production of The Gamelan Concherto Project, a new work for Gamelan Sekar Jaya and symphony orchestra by composers I. Nyoman Windha and José Evangelista.

Painted Bride Art Center, Philadelphia, Pennsylvania: \$15,000 to support the creation of "Two for Ten," a new musical theater work by director Homer Jackson and composer Anthony Tidd.

Pentacle, New York, New York: \$50,000 toward the costs of the Help Desk project, which provides technical assistance for choreographers and their support staff.

Performance Space 122, New York, New York: \$15,000 to support the creation and production of "Coming Out of the Night with Names," a performance work by choreographer and director DD Dorvilier, video designer Molly Davies and writer and director Peter Jacobs.

Pregones Touring Puerto Rican Theatre Collection, Bronx, New York: \$35,000 to support the development of "The Red Rose Project," a music theater piece written and directed by Rosalba Rolon in collaboration with composer Desmar Guevera and designer Regina Garcia.

Ripe Time, Brooklyn, New York: \$20,000 to support the creation of "Innocents," a movement theater work directed by Rachel Dickstein.

Sens Production, Brooklyn, New York: \$20,000 to support the production of "Noir," a site-specific performance by choreographer Noémie Lafrance.

Soho Repertory Theatre, New York, New York: \$20,000 to support a production of "Suitcase," a new play by Melissa James Gibson.

Southern Theater, Minneapolis, Minnesota: \$20,000 to support the creation and development of "Dream House," a performance by composer Mary Ellen Childs and multimedia artist Tony Brown, to be performed by the string quartet Ethel.

Squonk Opera, Pittsburgh, Pennsylvania: \$15,000 to support the creation and development of "Bull," by composer Jackie Dempsey, designer Steve O'Hearn and director Rick Kemp.

Streb/Ringside, Brooklyn, New York: \$32,000 to support the development of a performance by choreographer and director Elizabeth Streb in collaboration with video artist Tal Yarden and children from the KIDS IN CONTROL program of the Greenpoint YMCA in Brooklyn, New York.

Talking Band, New York, New York: \$15,000 to support the creation of "The Parrot," a music-theater work with book and lyrics by Paul Zimet, music by Ellen Maddow and puppet design by Ralph Lee.

Tere O'Connor Dance, New York, New York: \$25,000 to support the development of an evening-length work choreographed by Tere O'Connor and designed by O'Connor and Brian MacDevitt.

Theater Grottesco, Santa Fe, New Mexico: \$25,000 to support the development of "The Magic Realism Project," a collaboration between director and writer John Flax, director and choreographer Della Davidson and dramaturg Angelina Llongueras.

Theatre Movement Bazaar, Sherman Oaks, California: \$20,000 to support the creation of "Dry Cleaning," a movement theater piece created by director/production designer Jeff Webster, choreographer/performer Tina Kronis and writer/performer Richard Alger.

University of California, Los Angeles, Los Angeles, California: \$25,000 for use by UCLA Performing Arts to support the production of "Revenant Technologies," a multimedia work by director/performer/video designers Hannah Sim and Mark Steger and technical and visual designer Barry Schwartz.


University of Notre Dame, Notre Dame, Indiana: \$25,000 for use by its Department of Film, Television and Theatre to support the creation of "Avant!," a multimedia theater work written by Jessica Chalmers.

Wilma Theater, Philadelphia, Pennsylvania: \$15,000 to support the development of "Raw Boys," a play by Dale Orlandersmith directed by Blanka Zizka.

Youth Speaks, San Francisco, California: \$10,000 to support the creation and production of a dance by choreographer Robert Moses incorporating writing by Youth Speaks poets and performers.

Z Space Studio, San Francisco, California: \$29,000 to support a production of "The People's Temple Theater Project," a verbatim text play co-written and directed by Leigh Fondakowski, co-written and performed by Margo Hall and co-written and with dramaturgy by Steven Wangh.

Zaccho Dance Theatre, San Francisco, California: \$30,000 to support the production of "Ghost Architecture," an aerial dance installation by choreographer Joanna Haigood and sculptor and rigging designer Wayne Campbell.



Fostering Resilient and Creative Communities

RECOVERY/REINVENTION OF CULTURES – CULTURAL ABSENCE/CULTURAL RECOVERY

Association for Cultural Equity, New York, New York: \$60,000 toward the costs of digital preservation of the video collection of the Alan Lomax Archives.

Graduate School and University Center, City University of New York, New York, New York: \$150,000 for use by its Center for Media and Learning, toward the costs of the Chinatown Documentation Project to foster community conversations on the consequences of September 11 for New York Chinatown and its citizens through facilitated dialogues and recorded oral histories.

RECOVERY/REINVENTION OF CULTURES – MUSEUMS

Arab Community Center for Economic and Social Services, Dearborn, Michigan: \$50,000 toward the costs of the exhibition, "Crossing Boundaries: Arab American Artists in the United States."

Artrain U.S.A., Ann Arbor, Michigan: \$50,000 toward the costs of the exhibition, "Native Views: Influences of Modern Culture."

Exit Art/The First World, New York, New York: \$40,000 toward the costs of "The L-Factor," a multidisciplinary exhibition that explores contemporary Latino culture in the United States.

Fort Lewis College, Durango, Colorado: \$25,000 for use by its Center of Southwest Studies, in support of the exhibition, "Circle of the Spirit: Navajo and Tibetan Wisdom for Living."

La Raza Galeria Posada, Sacramento, California: \$40,000 toward the costs of an exhibition on the Royal Chicano Air Force, a multidisciplinary artist collaborative established in the Sacramento Valley during the Chicano Civil Rights Movement.

Mattress Factory, Pittsburgh, Pennsylvania: \$50,000 for support of new installations by ten Cuban artists.

Minneapolis Institute of Arts, Minneapolis, Minnesota: \$75,000 toward the costs of the exhibition, "Art of the Northern Plains: The White Clay People."

Museum of Contemporary Art San Diego, La Jolla, California: \$50,000 toward the costs of the exhibition, "Strange New World/Extraño Nuevo Mundo, Perspectivas desde Tijuana."

Museum of Contemporary Art, Chicago, Illinois: \$50,000 toward the costs of "One True Thing: Meditations on Black Aesthetics," an exhibition of new works by artist Kerry James Marshall.

Museum of New Mexico Foundation, Santa Fe, New Mexico: \$35,000 for use by the Museum of International Folk Art, toward the costs of "Carnaval," an exhibition that explores the celebration of carnival in eight cities throughout the world.

New York University, New York, New York: \$50,000 for use by its Asian/Pacific/American Studies Program and Institute toward the costs of a symposium on contemporary Asian-American visual art.

Oakland Museum/Museum of California Foundation, Oakland, California: \$50,000 toward the costs of the exhibition, "Next Stop Vietnam: California and the Nation Transformed."

Smithsonian Institution, Washington, D.C.: \$100,000 toward the development and installation of three inaugural exhibitions: "Our Universes, Our Peoples" and "Our Lives at the National Museum of the American Indian."

Smithsonian Institution, Washington, D.C.: \$50,000 toward the costs of the exhibition, "I, Too, Sing America: African-American Personal Narratives in American History" at the Anacostia Museum and Center for African-American History and Culture.

University of California, Berkeley, Berkeley, California: \$25,000 for use by its Art Museum and Pacific Film Archive, toward the costs of a traveling exhibition of works by emerging Vietnamese-American artist Jun Nguyen-Hatsushiba.

University of California, Los Angeles, Los Angeles, California: \$75,000 for use by its Chicano Studies Research Center toward the costs of A Ver: A Revisioning of Art History, a major research project and monograph series on the cultural, aesthetic and historical contributions of Chicano, Puerto Rican, Cuban and other U.S.-Latino artists.

University of North Carolina, Greensboro, Greensboro, North Carolina: \$35,000 for use by its Weatherspoon Art Museum toward the costs of "Borne of Necessity," an exhibition that examines the conditions and effects of poverty through the work of ten contemporary artists.

Vermont Folklife Center, Middlebury, Vermont: \$50,000 toward the costs of a traveling exhibition entitled, "Weavings of War."

Wing Luke Memorial Foundation, Seattle, Washington: \$100,000 for support of Phase I of the "Immersion Exhibitions," a project which will examine the role that memory, history and imagination play in the preservation of Asian Pacific American cultures in Seattle, Washington.

■ UNDERSTANDING THE CULTURAL COMPONENTS OF WELL-BEING – CULTURAL INDICATORS AND CULTURAL POLICY

Alliance of New York State Arts Organizations, Mattituck, New York: \$50,000 toward the costs of its Community E-Institute, a community organizing training institute for arts leaders in New York State.

American Library Association, Washington, D.C.: \$47,000 toward the costs of a workshop that examines the evolving concept of the

Information Commons in the specific context of libraries and library services in the digital age.

Center for Arts and Culture, Washington, D.C.: \$100,000 toward program support, with a special emphasis on a contract with the Bureau of Economic Analysis at the Department of Commerce to define, research and measure the scope of the creative sector.

Columbia University, New York, New York: \$50,000 for use by its National Arts Journalism Program toward the costs of Reporting the Arts II, a comprehensive report on arts and cultural news coverage.

Cultural Initiatives-Silicon Valley, San Jose, California: \$45,000 toward the costs of completing a field investigation of the dynamics of informal cultural activities in immigrant communities in Silicon Valley.

Fordham University, New York, New York: \$180,000 for use by its Institute for Innovation in Social Policy toward the costs of a project to institutionalize a wider use of culture and creativity indicators by the media and policymakers.

Future of Music Coalition, Washington, D.C.: \$50,000 toward the costs of a project to document musicians' perspectives on intellectual property and to develop educational materials about, and to convene stakeholders to discuss potential licensing solutions.

Leveraging Investments in Creativity, Brooklyn, New York: \$100,000 toward the costs of the Artists as Assets in Community Development project, to improve information about the contributions of artists to community revitalization in diverse urban neighborhoods.

Macquarie University, New South Wales, Australia: \$39,510 toward the costs of a conference on the significance of art works and the importance of art and culture in society entitled, Value and Valuation of Art and Culture, at the Bellagio Study and Conference Center, Italy, February 2004.

Public Knowledge, Washington, D.C.: \$100,000 toward the costs of Empowering Creators in the Digital Age, a project to address the impact of new digital technologies and increasingly restrictive copyright policies on the ability of artists to create.

University of Pennsylvania, Philadelphia, Pennsylvania: \$100,000 for use by its School of Social Work, toward the costs of developing a database on cultural organizations, cultural participation and social networks constructed by artists in Philadelphia entitled, The Dynamics of Culture: Cultural Expression and Social Change.

University of Wisconsin-Milwaukee, Milwaukee, Wisconsin: \$99,916 toward the costs of Art and Policy: Mapping the Field, a project to research U.S. and international policy that affects the arts both directly and indirectly.

Urban Institute, Washington, D.C.: \$980,091 toward the costs of The Arts and Culture Indicators in Community Project, to develop a new paradigm for the inclusion of arts and culture in quality of life measurements systems and as a dimension of research and policy discussions on community development, neighborhood transformation and civic engagement.

■ UNDERSTANDING THE CULTURAL COMPONENTS OF WELL-BEING – PARTNERSHIPS AFFIRMING COMMUNITY TRANSFORMATION (PACT)

Appalshop, Whitesburg, Kentucky: \$100,000 for support of The Robert F. Kennedy Performance Project, a real-time, multi-site re-creation of Robert Kennedy's 1968 tour through central Appalachia.

Art Start, New York, New York: \$35,000 toward the costs of producing a public access television series entitled, "De-Cipher," which will air youth-designed discussion circles and street interviews that explore the ways the hip-hop generation and subculture influence the participants' lives and communities and society at large.

City Lore: The New York Center for Urban Folk Culture, New York, New York: \$150,000 for support of the "Poetry Dialogues," a series of performances and workshops that utilize contemporary and traditional forms of poetry to explore themes of generational conflict and new ways of addressing critical issues faced by participants' own communities.

Columbia College, Chicago, Illinois: \$150,000 for use by its Office of Community Arts Partnerships toward the costs of Building the Field: The Next Generation Arts Leadership Project, a master's degree program that will provide professional training to youth arts leaders and increase the capacity of community-based arts organizations.

Community Partners, Los Angeles, California: \$149,179 for use by Khmer Girls in Action, a project of Community Partners, toward the costs of Stories from Khmer Long Beach, an initiative that will engage young Khmer women through the creation of cultural products that document and explore the history, experiences and struggles of Khmer-Americans in Long Beach, California.

Foundation-administered project: \$42,000 for administrative costs related to the PACT program.

Sandhills Family Heritage Association, Spring Lake, North Carolina: \$50,000 for support of a culture-based economic development program that will preserve, share and continue cultural traditions rooted in responsible land use and land ownership within the historically African-American farming communities of the Sandhills region of southeastern North Carolina.

Spoleto Festival U.S.A., Charleston, South Carolina: \$125,000 for support of Places with a Future, a public partnership that will bring together Charleston-area institutions, individuals, artists and architects to examine neighborhood and public areas targeted for urban redevelopment.

Teatro Vision de San Jose, San Jose, California: \$150,000 toward the costs of a training program for cultural workers engaged in teatro, using theater as a tool to illuminate social and political issues experienced by Latino and other immigrant communities in California.

Trinity College, Hartford, Connecticut: \$100,000 for use by its Hartford Studies Project in support of a collaborative documentary film project that will unite community residents, academics and activists in an exploration of the history and deep transitions of Hartford, Connecticut from 1969 to the present.

Wing Luke Memorial Foundation, Seattle, Washington: \$40,000 toward the costs of Learning the Past, Living the Present: Sikh Community, Culture and Conversation, a series of youth/elder oral history workshops, a traveling exhibition and a permanent archive to preserve Sikh cultural traditions and to foster community identity and education.

Youth Farm and Market Project, Minneapolis, Minnesota: \$150,000 for a series of cultural presentations, workshops and performances by members of Mexican, Hmong and Somali immigrant communities on the West Side of Minneapolis, Minnesota.

Stimulating Knowledge and Freedom in the Public Sphere

■ GLOBAL CIVIL SOCIETY AND CULTURE

Amrita Performing Arts, Oakland, California: \$50,000 toward general operating support of its mission to assist in the revival of Cambodian performing arts.

Asia Society, New York, New York: \$30,000 toward the costs of a program of residencies in the United States for Burmese performing artists, and a complementary series of performances, workshops and discussions of Burmese music and dance traditions.

Asian Cultural Council, New York, New York: \$320,000 toward the costs of its Mekong Region Arts and Culture Grant Initiative, a three-year fellowship program for artists and scholars from countries in the Mekong region.

Cape Higher Education Consortium, Rondebosch, South Africa: \$474,840 toward the costs of developing an academic program in African museum and heritage studies, a joint initiative of the University of the Western Cape, the University of Cape Town and the Robben Island Museum.

Connecticut College, New London, Connecticut: \$50,000 toward the costs of The Yunnan China/ Mekong Project, to foster cultural exchange and the preservation of regional arts in the Mekong region.

Dance Theater Workshop, New York, New York: \$100,000 toward the costs of The Mekong Project: A Program of Artist-to-Artist Exchanges in Southeast Asia.

District Six Museum, Cape Town, South Africa: \$100,000 toward the costs of research and public education activities addressing the role of memorialization in the reconstruction of cities in South Africa.

Khmer Culture Association, Phnom Penh, Cambodia: \$40,000 toward the costs of the Ninth International Conference of the Asia Pacific Society for Ethnomusicology.

New England Foundation for the Arts, Boston, Massachusetts: \$150,000 toward the costs of the Cambodian Artists Project, a program designed to preserve, document and present traditional and contemporary Cambodian and Cambodian-American performing arts.

Reyum, Phnom Penh, Cambodia: \$150,000 toward the costs of research projects to investigate and record local knowledge on three topics: Khmer ornament; tools and practices of the Cambodian countryside; and the develop-

ment of a memory bank. (Joint with Southeast Asia Regional Program)

Royal University of Fine Arts, Phnom Penh, Cambodia: \$150,000 toward the costs of the Cambodian Artists Mentorship Program.

Smithsonian Institution, Washington, D.C.: \$74,742 for use by its Center for Folklife and Cultural Heritage toward the continuing costs of a capacity-building and training initiative at the Vietnam Museum of Ethnology (Hanoi) that has produced a collaborative project entitled, Mekong Lifeways, which will culminate in a traveling exhibition, a video, a web site and a book.

■ HUMANITIES RESIDENCY FELLOWSHIPS AND RESEARCH

Johns Hopkins University, Baltimore, Maryland: \$325,000 for use by its Department of Anthropology toward the costs of a program of Rockefeller Foundation Resident Fellowships in the Humanities entitled, The Child on the Wing: Children Negotiating the Everyday Geography of Violence.

Northwestern University, Evanston, Illinois: \$325,000 for use by its Program in Latin American and Caribbean Studies, Center for International and Comparative Studies, and Program of African Studies toward the costs of a program of Rockefeller Foundation Resident Fellowships in the Humanities entitled, How Do the Poor Constitute Community?

Smithsonian Institution, Washington, D.C.: \$325,000 for use by its Center for Folklife and Cultural Heritage toward the costs of a program of Rockefeller Foundation Resident Fellowships in the Humanities entitled, Theorizing Cultural Heritage.

University of Illinois at Chicago, Chicago, Illinois: \$325,000 for use by its Latin American and Latino Studies Program toward the costs of a program of Rockefeller Foundation Resident Fellowships in the Humanities entitled, Latino Chicago: A Model for Emerging Latinidades?


University of Massachusetts, Boston, Boston, Massachusetts: \$325,000 for use by its Joiner Center for the Study of War and Social Consequences toward the costs of a program of Rockefeller Foundation Resident Fellowships in the Humanities entitled, Culture, Art, Trauma, Survival, Development: Vietnamese Contexts.

University of Notre Dame, Notre Dame, Indiana: \$325,000 for use by its Kroc Institute for International Peace Studies toward the costs of a program of Rockefeller Foundation Resident Fellowships in the Humanities entitled, Program in Religion, Conflict and Peacebuilding.

University of the West Indies, Kingston, Kingston, Jamaica: \$52,640 for use by its Cultural Studies Initiative toward the costs of a program that will bring noted scholars to the University for workshops, lectures and symposia.

■ ROLE OF RELIGION IN BUILDING CIVIL SOCIETY

Columbia University, New York, New York: \$84,919 for use by its Center for the Study of Human Rights toward the costs of building an international network of institutions exploring human rights and religious paradigms of social justice.



2003 GRANTS

Creativity &
Culture

Family Promise, Summit, New Jersey: \$75,000 toward the costs of developing three new interfaith hospitality networks, which provide services for needy families and simultaneously act as platforms to promote interfaith dialogue and religious diversity.

Foundation-administered project: \$54,618 toward the costs of a conference on U.S.- Saudi relations and the commissioning of a discussion paper on additional Foundation convenings on The Muslim World and the Global Future.

United States Conference of Religions for Peace, New York, New York: \$40,000 toward the costs of developing three local inter-religious councils in the United States and for building the membership and resource capacity of the organization.

World Conference on Religion and Peace, New York, New York: \$1,000,000 toward general operating support of its mission to build and expand sustainable multireligious networks collaborating for the common good.

Other

Arts International, New York, New York: \$350,000 toward the costs of the Fund for U.S. Artists at International Festivals and Exhibitions in 2003.

Arts International, New York, New York: \$300,000 toward the costs of the activities of the Fund for U.S. Artists at International Festivals and Exhibitions in 2004 and implementation of a fundraising strategy designed to ensure the long-term sustainability of the Fund.

Hispanics in Philanthropy, San Francisco, California: \$400,000 for continued support of its Funders' Collaborative for Strong Latino Communities initiative to build organizational capacity among, and a broader funding base for, Latino nonprofit organizations in the United States and selected Latin American countries.

■ Food Security

Enhanced Soil Productivity

Cornell University, Ithaca, New York: \$150,371 for research and training of an interdisciplinary cohort of fellows from eastern and southern Africa at the Ph.D. level in topics related to integrated nutrient management and agricultural economics for Africa.

Cornell University, Ithaca, New York: \$264,000 for research and training of an interdisciplinary cohort of fellows from eastern and southern Africa at the Ph.D. level in topics related to integrated nutrient management for Africa.

Forum for Agricultural Research in Africa, Accra, Ghana: \$239,800 to develop a program entitled, Improving Livelihoods and Natural Resource Management in Sub-Saharan Africa: Securing the Future for Africa's Children.

Forum for Organic Resource Management and Agricultural Technologies, Nairobi, Kenya: \$69,482 toward the costs of organizing discussions, demonstrations and other events on organic resource management technologies and carbon sequestration in order to accelerate adoption of promising land management technologies in Kenya.

International Center for Tropical Agriculture, Cali, Colombia: \$350,065 for use by its Tropical Soil Biology and Fertility Institute toward the costs of research on the assessment and management of within-farm soil fertility gradients in selected areas in East Africa.

International Center for Tropical Agriculture, Cali, Colombia: \$250,700 for use by its Tropical Soil Biology and Fertility Institute toward the costs of research to improve soil fertility practices among farmers in eastern Uganda through participatory technology development and dissemination.

International Center for Tropical Agriculture, Cali, Colombia: \$80,000 for use by its Tropical Soil Biology and Fertility Institute for an exploration of integrated soil fertility management for banana production and marketing in Kenya and Uganda - determining the effects of symbiotic fungi on the establishment and production of tissue culture banana.

International Institute of Tropical Agriculture, Ibadan, Nigeria: \$225,055 for studies on integrated soil and pest management within banana systems in Uganda.

International Plant Genetic Resources Institute, Rome, Italy: \$22,500 for use by its International Network for the Improvement of Banana and Plantain to assess the impacts of improved banana varieties and crop management technologies on rural farming households in Uganda.

Kenya Agricultural Research Institute, Nairobi, Kenya: \$10,000 toward the costs of convening the 21st annual conference of the Soil Science Society of East Africa, to be held in Eldoret, Kenya, December 2003.

Kenya Agricultural Research Institute, Nairobi, Kenya: \$160,650 for the second phase of the Farmer Field School project, aimed at testing participatory dissemination strategies for soil and crop management technologies in Kenya.

Kenya Agricultural Research Institute, Nairobi, Kenya: \$30,000 toward the costs of publishing and disseminating the book, "Transformation of Agricultural Research Systems in Africa: Lessons from Kenya."

Kenya Agricultural Research Institute, Nairobi, Kenya: \$66,497 for use by its Mtwapa Regional Research Centre to continue research to increase smallholder food production through improved soil and water management and the integration of livestock into the cropping systems of the coastal regions of Kenya.

Kenya Agricultural Research Institute, Nairobi, Kenya: \$99,319 for use by its National Agricultural Research Centre-Kitale to continue farmer participatory research in improved soil management practices.

Kenya Agricultural Research Institute, Nairobi, Kenya: \$99,672 for use by its National Dryland Farming Research Centre to continue developing strategies for increased crop production through sustainable land and water management practices.

Kenya Agricultural Research Institute, Nairobi, Kenya: \$35,200 to assess farmer participatory research, information flows and the Institute's current monitoring and evaluation systems.

Kenya Agricultural Research Institute, Nairobi, Kenya: \$99,940 for use by its Kisii Regional Research Centre to continue on-farm research in improved soil management technologies using participatory research methods.

Kenyatta University, Nairobi, Kenya: \$37,550 for use by its Embu Regional Research Centre to assess the long-term effects of organic and inorganic phosphorous fertilizers on soil fertility in semi-arid areas of Kenya.

Makerere University, Kampala, Uganda: \$10,000 for use by its Faculty of Agriculture toward the costs of publishing the proceedings of a Curriculum Development Workshop held at the Bellagio Study and Conference Center, Italy, November 2001.

Makerere University, Kampala, Uganda: \$8,950 to promote soil science research and its application in eastern Africa through publication of the 20th annual conference proceedings of the Soil Science Society of East Africa.

Makerere University, Kampala, Uganda: \$37,000 for use by its Department of Agricultural Extension/Education toward the costs of analyzing current transformations in agricultural extension systems in Uganda and the implications for the agricultural curriculum.

National Agricultural Research Organisation, Entebbe, Uganda: \$300,000 to enhance banana productivity and utilization through farmer participatory development of new production management options.

Network for Studies on Rural Development, Oaxaca, Mexico: \$35,000 for a participatory review of the Foundation's Natural Resources Management Program in Mexico (1992-1999) and completion of several related publications.

Sustainable Agriculture Centre for Research and Development in Africa, Bungoma, Kenya: \$140,130 for continued research on growing legumes within the maize-legume inter-cropping systems in western Kenya without compromising maize productivity.

Wageningen University, Wageningen, Netherlands: \$73,506 for the continuation of a Ph.D. training and research program aimed at understanding and enhancing the role of developing-country smallholder farmers in agricultural innovation and technology dissemination.

World Agroforestry Centre, Nairobi, Kenya: \$89,062 to support the African Highland Initiative's development of a systematic and interactive learning process that will enable national agricultural research institutes in Ethiopia, Tanzania and Uganda to be more responsive to farmers' demands, efficient in their allocation of resources and productive in their development of appropriate technologies.

World Agroforestry Centre, Nairobi, Kenya: \$52,200 toward the costs of continuing research on soil microbial communities and their effects on soil fertility.

World Agroforestry Centre, Nairobi, Kenya: \$650,000 to continue to develop and apply new technologies for remote sensing of soil quality in order to provide targeted strategies for integrated soil management to smallholder farmers in Uganda, Kenya and Tanzania.

World Agroforestry Centre, Nairobi, Kenya: \$99,710 to enable a consortium of over 70 organizations in western Kenya to continue assisting smallholder farmers in the region in the adoption of soil fertility improvement technologies.

Improved Crop Varieties

African Crop Science Society, Rustenburg, South Africa: \$16,859 for use by its Kenya Chapter for a special symposium on food crop improvement at the Sixth African Crop Science Congress, to be held in Nairobi, Kenya, October 2003.

Asia-Pacific Association of Agricultural Research Institutions, Bangkok, Thailand: \$90,000 to establish the Asia-Pacific Consortium on Agricultural Biotechnology, to harness the benefits of agricultural biotechnology for human and animal welfare, while safeguarding the environment and sustainable agricultural development in the Asia-Pacific region.

Birsa Agricultural University, Jharkhand, India: \$22,660 toward the costs of using farmer participatory approaches to develop and evaluate drought-resistant varieties of rice for rain-fed upland agro-ecosystems of eastern India.

Abraham Blum, Tel Aviv, Israel: \$88,900 toward the costs of developing a web site to service the information and communication needs of scientists working to create more resilient crop species for less favorable environments worldwide, with emphasis on drought tolerance in cereals.

Cornell University, Ithaca, New York: \$145,090 for use by its College of Agriculture and Life Sciences toward the costs of providing consulting and technical assistance aimed at enhancing the quality of Ph.D. training for plant breeders at the African Center for Crop Improvement, University of Natal, Pietermaritzburg, South Africa.

Cornell University, Ithaca, New York: \$150,000 toward the costs of a study, in collaboration with the Kenya Agricultural Research Institute, to enhance the efficiency and effectiveness of Kenya's maize improvement program by utilizing both conventional and molecular breeding and to identify genes for resistance to fungal diseases of maize.

Cuu Long Delta Rice Research Institute, Cantho, Vietnam: \$100,000 toward the costs of developing pro-vitamin A-rich Golden Rice to improve nutrition in Vietnam.

Walter A. J. de Milliano, Pietermaritzburg, South Africa: \$75,000 for activities related to the establishment of quality graduate training at the African Center for Crop Improvement at the University of Natal, Pietermaritzburg, South Africa.

Donald Danforth Plant Science Center, St. Louis, Missouri: \$9,932 toward the costs of a workshop on mycotoxins and their impact on food safety in developing countries, to be held in St. Louis, Missouri, November 2003.

Foundation-administered project: \$121,000 toward the costs of engaging a consultant to reinforce capacity in applied biotechnology laboratories within the Kenya Agricultural Research Institute.

Foundation-administered project: \$44,675 to provide administrative support for the rice drought-tolerance network and consulting activities in eastern India.

Foundation-administered project: \$61,500 toward the costs of a workshop entitled, Exploring the Potential Use of Biotechnology to Alter Plant Development Programs, to be held at the Bellagio Study and Conference Center, Italy, November 2003.

Foundation-administered project: \$80,000 toward the costs of operating the Foundation's program on genetic improvement of cereals for drought tolerance in Africa and Asia.

John Innes Centre, Norwich, England: \$76,236 for research, in collaboration with the Centre de Coopération Internationale en Recherche Agronomique pour le Développement, Montpellier, France, to develop a molecular library of rice genetic information that will facilitate marker-assisted selection breeding programs.

Gramin Vikas Trust, Noida, India: \$23,480 toward the costs of using farmer participatory approaches to develop and disseminate new drought resistant varieties of rice to poor farmers in eastern India.

Huazhong Agricultural University, Hubei, China: \$375,000 to generate new rice cultivars and hybrids with significantly improved tolerance to major abiotic stresses such as drought and salinity through over-expression of specific genes.

Institute of Rural Economy, Bamako, Mali: \$70,380 for the development of new drought-tolerant rice varieties specifically adapted to the drought-prone production conditions of West Africa.

International Center for Tropical Agriculture, Cali, Colombia: \$1,008,800 toward the costs of developing and coordinating a network of researchers working to improve cassava breeding through the development and use of inbred lines that breed true from one generation to the next.

International Center for Tropical Agriculture, Cali, Colombia: \$181,223 for a collaborative research project applying marker-assisted selection and farmer participatory methods to the production of new disease- and insect-resistant cassava varieties for poor farmers in Tanzania.

International Center for Tropical Agriculture, Cali, Colombia: \$40,000 toward the costs of a workshop, Ameliorating Rural Poverty Through New Approaches for Cassava Breeding Incorporating Biotechnology Tools, to be held in Cali, Colombia, spring 2003.

International Centre of Insect Physiology and Ecology, Nairobi, Kenya: \$11,000 for the continuation of research, in collaboration with the Institute of Arable Crops Research-Rothamsted, aimed at controlling *Striga* infection of maize through co-cultivation with legumes that produce *Striga*-inhibiting compounds.

International Cooperative Centre for Agricultural Research for Development, Paris, France: \$18,260 for research, in collaboration with the John Innes Centre, Norwich, England, to develop a molecular library of rice genetic information that will facilitate marker-assisted selection breeding programs.

International Crops Research Institute for the Semi-Arid Tropics, Patancheru, India: \$279,320 for the second phase of a joint research project with the Institut de Economie Rurale, Mali, on Guinea Sorghum Hybrids: Bringing the Benefits of Hybrid Technology to a Staple Crop of West Africa.

International Institute of Tropical Agriculture, Ibadan, Nigeria: \$146,682 for a collaborative research project applying marker-assisted selection and farmer participatory methods to the production of new disease- and insect-resistant cassava varieties for poor farmers in Tanzania.



International Livestock Research Institute, Nairobi, Kenya: \$45,000 toward the costs of the planning phase to create a sub-regional biosciences center for East and Central Africa.

International Maize and Wheat Improvement Center, Mexico City, Mexico: \$308,000 for the second phase of a project to strengthen maize seed production and distribution systems for small-scale farmers in Kenya and Uganda.

International Maize and Wheat Improvement Center, Mexico City, Mexico: \$460,700 toward the costs of developing and disseminating herbicide-resistant maize seed coated with specific herbicides that inhibit the growth of the parasitic weed *Striga*.

International Maize and Wheat Improvement Center, Mexico City, Mexico: \$700,000 to develop innovative and integrated biotechnology approaches to improving the tolerance of tropical maize to water-limited environments.

International Plant Genetic Resources Institute, Rome, Italy: \$36,940 for use by its International Network for the Improvement of Banana and Plantain to assess biotechnology-oriented research strategies for improving East African Highland Bananas.

International Rice Research Institute, Metro Manila, Philippines: \$35,075 for research on the economic value on rice biotechnologies recently adopted by Asian farmers, specifically the products of interspecies hybrids.

International Rice Research Institute, Metro Manila, Philippines: \$124,992 for the identification and characterization of genes that have the potential to enhance drought tolerance in rice.

Kasetsart University, Bangkok, Thailand: \$50,000 to evaluate the utility, and train scientists in the application, of DNA marker-based selection in the rice breeding programs of Cambodia, Lao PDR and Myanmar.

Kenya Agricultural Research Institute, Nairobi, Kenya: \$141,420 for introgression of Maize Streak Virus resistant genes into Kenyan hybrid maize using DNA marker-assisted selection, to enable farmers who grow the hybrids to achieve higher yields.

Kenya Agricultural Research Institute, Nairobi, Kenya: \$150,000 toward the costs of a study, in collaboration with Cornell University, to enhance the efficiency and effectiveness of Kenya's maize improvement program by utilizing both conventional and molecular breeding and to identify genes for resistance to fungal diseases of maize.

Kenya Agricultural Research Institute, Nairobi, Kenya: \$300,000 toward the costs of the second phase of Coordinated Ecosystem Breeding to generate maize varieties resistant to pests and diseases of maize found in particular agro-ecological zones of Kenya.

Kenyatta University, Nairobi, Kenya: \$200,789 to establish a plant genetic transformation facility for maize improvement in Kenya.

Khon Kaen University, Khon Kaen, Thailand: \$40,000 for use by its Office of International Agriculture to conduct a workshop for scientists from Cambodia, China, India, Laos and Thailand, working on rice genetic improvement, to be held in Khon Kaen, Thailand, December 2003.

Makerere University, Kampala, Uganda: \$177,865 toward the costs of using molecular marker-assisted selection to enhance breeding for inclusion of the quality protein maize trait and resistance to maize streak virus.

Ministry of Agriculture and Food Security, Tanzania, Dar es Salaam, Tanzania: \$34,342 to breed maize varieties resistant to gray leaf spot and northern leaf blight in the low and intermediate altitude areas of Tanzania.

Ministry of Agriculture and Food Security, Tanzania, Dar es Salaam, Tanzania: \$190,095 for use by its Research and Development Division for a collaborative research project applying marker-assisted selection and farmer participatory methods to the production of new disease- and insect-resistant cassava varieties for poor farmers.

National Agricultural Research Organisation, Entebbe, Uganda: \$120,700 for use by its Namulonge Agricultural and Animal Production Research Institute for cassava improvement in Uganda through the integration of end-user participatory approaches, biotechnology tools and conventional breeding methods.

National Agricultural Research Organisation, Entebbe, Uganda: \$119,168 for use by its Namulonge Agricultural and Animal Production Research Institute for the promotion and development of improved, high-yielding bean varieties for sustainable food security, nutrition and household income in Uganda.

National Agricultural Research Organisation, Entebbe, Uganda: \$239,370 for use by its Kawanda Agricultural Research Institute to develop new banana genotypes resistant to weevils, black sigatoka and nematodes through conventional breeding methods and to promote their use among smallholder farmers in Uganda.

National Center for Genetic Engineering and Biotechnology, Nakorn Pathom, Thailand: \$89,600 to continue to develop and deploy DNA molecular markers for breeding drought-tolerant rice for use by farmers in north and northeast Thailand.

National Institute for Agronomic Research, Maputo, Mozambique: \$95,000 toward the costs of training farmers and local entrepreneurs in new techniques for the production, storage and distribution of improved varieties of maize, rice and other crops in Mozambique.

North Carolina State University, Raleigh, North Carolina: \$306,321 toward the costs of developing a new strategy for enhancing geminivirus disease-resistance in African crops.

Philippine Rice Research Institute, Nueva Ecija, Philippines: \$60,936 for identification of the Rice Restorer of Fertility gene through candidate gene approach and transgenic complementation assay.

Punjab Agricultural University, Ludhiana, India: \$71,610 for research on improving the plant architecture and productivity of a traditional high-value rice variety grown in northern India through the use of DNA molecular marker-assisted selection.

Purdue University, West Lafayette, Indiana: \$31,000 in support of activities of the Network for the Genetic Improvement of Cowpea for Africa.

Tamil Nadu Agricultural University, Coimbatore, India: \$275,826 for use by its Centre for Plant Molecular Biology toward the costs of developing drought-tolerant varieties of rice, using genetic research and participatory plant breeding techniques, and distributing them to smallholder farmers in India.

University of Agricultural Sciences, Bangalore, India: \$171,756 toward the costs of developing drought-tolerant varieties of rice and disseminating them to poor farmers in southern India.

University of Agricultural Sciences, Bangalore, India: \$21,000 to support construction of a seed bank to serve grantees in the Foundation-supported Indian national network on the genetic improvement of rice for drought tolerance.

University of California, San Diego, La Jolla, California: \$197,541 for use by its Division of Biological Sciences to determine whether certain toxins from *Bacillus thuringiensis* are effective control agents against nematodes that affect plantains and East African Highland Bananas.

University of Florida, Gainesville, Florida: \$32,693 for use by its Citrus Research and Education Center to determine whether certain toxins from *Bacillus thuringiensis* are effective control agents against nematodes that affect plantains and East African Highland Bananas.

University of Hyderabad, Hyderabad, India: \$23,625 for a study to be conducted in collaboration with the University of Georgia to identify the specific genes in rice and pearl millet that are induced when cereals are exposed to water deficits or drought conditions.

University of Illinois at Urbana-Champaign, Urbana, Illinois: \$15,000 for use by its School of Integrative Biology toward the costs of training a Ph.D. student in rice drought stress research.

University of Queensland, Brisbane, Australia: \$650,000 toward the costs of establishing a research and extension network aimed at providing farm communities in Cambodia, Laos and Thailand with drought-resistant rice varieties. (Joint with Southeast Asia Regional Program)

University of Science and Technology of China, Hefei, China: \$200,000 to generate new rice cultivars and hybrids with significantly improved tolerance to major abiotic stresses such as drought and salinity through over-expression of specific genes.

University of Sheffield, Sheffield, England: \$76,332 toward the costs of a study to identify the genes in rice responsible for resistance to the parasitic weed *Striga* and to explore the possibilities of transferring such genes to maize in Africa.

University of Washington, Seattle, Washington: \$225,000 for the identification and characterization of genes that have the potential to enhance drought tolerance in rice.

University of Zambia, Lusaka, Zambia: \$168,300 toward the costs of training M.Sc. students in plant breeding for the Southern African Development Community region.

Youth for Action, Hyderabad, India: \$10,000 toward the costs of using participatory plant breeding techniques to develop drought-tolerant varieties of rice and distributing the new varieties to smallholder farmers in India through linkages between farmers and seed retailers.

Markets to Raise Incomes of Poor Farmers

African Centre for Fertilizer Development, Harare, Zimbabwe: \$69,375 to develop a regional policy framework for improving fertilizer trade, procurement and distribution for poor farmers in the Southern Africa Development Community.

African Technology Policy Studies Network, Nairobi, Kenya: \$49,100 toward the costs of an international conference entitled, Science and Technology Policies for Sustainable Food Security in Africa, to be held in Maseru, Lesotho, November 2003.

AT Uganda, Kampala, Uganda: \$200,000 toward the costs of increasing access for poor farmers to improved seeds, chemical fertilizers and other farm equipment and supplies through a network of rural agricultural input suppliers.

Food Agriculture and Natural Resources Policy Analysis Network, Harare, Zimbabwe: \$144,000 for core support of its mission to research, develop and disseminate information about agricultural policies that improve the food security and incomes of poor farmers in southern Africa.

Food and Agriculture Organization of the United Nations, Rome, Italy: \$11,810 toward the costs of participation by African stakeholders in a workshop entitled, Toward a Global Post-Harvest Systems Initiative for the 21st Century: Linking Farmers to Markets, to be held in Rome, Italy, October 2003.

Food and Agriculture Organization of the United Nations, Rome, Italy: \$45,000 for use by its Sub-regional Office for Southern and Eastern Africa toward the costs of facilitating linkages between farmers in farmer field schools and the private-sector, with the aim of increasing agricultural productivity and enhancing food security for poor farmers in western Kenya.

Foundation-administered project: \$77,000 to gather information about institutions and policies that influence markets affecting poor farmers in Kenya, Uganda and Tanzania in order to better guide grant making in the Foundation's Food Security Theme.

Foundation-administered project: \$81,400 toward the costs of facilitating the development of a collaborative professional Master's degree program in agricultural economics in eastern and southern African universities.

A Harvest Biotech Foundation International, Nairobi, Kenya: \$641,388 toward the costs of improving access of poor farmers in Kenya to lower-cost, disease- and insect-free tissue culture banana plantlets, thereby raising their farm productivity, food security and incomes.

International Food Policy Research Institute, Washington, D.C.: \$100,000 toward the costs of an international conference, Assuring Food and Nutrition Security in Africa by 2020, to be held in Kampala, Uganda, April 2004.

International Food Policy Research Institute, Washington, D.C.: \$10,960 to enable heads of departments of agricultural economics of universities in East and southern Africa to participate in the International Agricultural Economics Association Conference to be held in Durban, South Africa, August 2003.

Market Matters, Ithaca, New York: \$201,250 to improve the effectiveness of seed markets serving poor farmers through research, analysis and management training for pro-poor African seed companies.

Michigan State University, East Lansing, Michigan: \$297,312 toward the costs of a study, in collaboration with researchers from the Food, Agriculture and Natural Resources Policy Analysis Network based in Zimbabwe, on maize markets and the regional maize trade in South Africa and their impact on food security for the poor in Malawi, Mozambique and Zambia.

Michigan State University, East Lansing, Michigan: \$98,260 for a study of the expansion of food supermarket chains in Kenya and its effect on supply, income and employment opportunities for poor farmers.

Michigan State University, East Lansing, Michigan: \$36,697 for use by its Department of Agricultural Economics toward the costs of designing a project to strengthen regional networks of agricultural market information systems for poor farmers and traders' organizations in West Africa.

National Agricultural Research Organisation, Entebbe, Uganda: \$362,595 to improve banana marketing and post-farm handling and utilization, in order to improve farm productivity, incomes and food security for poor farmers in Uganda.

TechnoServe, Norwalk, Connecticut: \$574,299 toward the costs of improving access of poor farmers growing bananas in Kenya to profitable output markets by helping them to develop strong producer and marketing associations.

University of Greenwich, London, England: \$14,840 for use by its Natural Resources Institute to enable scientists from East and southern Africa to attend the conference, Improving Food Systems in Sub-Saharan Africa, to be held in Yaounde, Cameroon, May 2003.

University of Malawi, Zomba, Malawi: \$80,010 for use by its Bunda College's Initiative for Development and Equity in African Agriculture to develop a sustainable cassava seed market system in Malawi.

International Public Goods for

Poor Farmers

Centre for Agriculture and Biosciences International, Wallingford, England: \$7,000 to disseminate the Crop Protection Compendium—a multi-media knowledge management tool used in teaching, research and development in agricultural sciences—to African scientists participating in the Sixth Africa Crop Science Society Conference to be held in Nairobi, Kenya, October 2003.

Columbia University, New York, New York: \$50,000 for use by its Earth Institute toward the costs of developing a global strategy and plan of work to help in achieving the Millennium Development Goal of halving world hunger by 2015.

Columbia University, New York, New York: \$35,000 for use by its Earth Institute toward the costs of developing an integrated set of recommendations for achieving the Millennium Development Goals for food security, poverty, environmental sustainability and water and sanitation by 2015.


Cornell University, Ithaca, New York: \$298,595 for use by its Albert R. Mann Library to develop Access to Global Online Research in Agriculture, a web-based platform that will increase developing-country access to scientific information, thereby improving the quality and efficiency of agricultural research.

Cornell University, Ithaca, New York: \$70,684 for use by its Albert R. Mann Library to assess the extent to which The Essential Electronic Agricultural Library has succeeded in improving developing-country researchers' and educators' access to scientific literature and whether such

access has had an impact on research and teaching, and to identify the conditions that promote the most effective use of the Library.

Cornell University, Ithaca, New York: \$51,500 to enable the University's Albert R. Mann Library to acquire The Essential Electronic Agricultural Library for two educational/research institutions in sub-Saharan Africa.

Environmental Law Institute, Washington, D.C.: \$193,933 toward the costs of capacity building, particularly in Africa, for improved formulation of crop genetic resources policies.



2003 GRANTS

Food Security

International Plant Genetic Resources Institute, Rome, Italy: \$200,000 toward the costs of strengthening the world's crop genebanks by mobilizing fundraising and public awareness efforts aimed at development of a global conservation trust.

International Plant Genetic Resources Institute, Rome, Italy: \$71,773 to help international agricultural research centers develop common approaches to exchange genetic resources with national and international partners in compliance with the International Treaty on Plant Genetic Resources for Food and Agriculture.

International Service for National Agricultural Research, The Hague, Netherlands: \$75,000 to promote the development, testing and implementation of institutional learning and change in the Consultative Group on International Agricultural Research.

GLOBAL PLANT BIOTECHNOLOGY DIALOGUES (Joint with Global Inclusion)

Chinese Academy of Agricultural Sciences, Beijing, China: \$4,000 to enable members of its Institute of Plant Protection to write a review article entitled, "Evolution of Insect Management Practices of Cotton in China."

Cornell University, Ithaca, New York: \$99,550 toward the costs of a collaboration with Vietnamese government ministries aimed at strengthening biosafety regulations and practices in Vietnam.

International Crops Research Institute for the Semi-Arid Tropics, Patancheru, India: \$25,000 toward the costs of an international colloquium, Bridging the Technology Divide - Biotechnology Alliances and the New Architecture of Innovation, to be held at the Institute, March 2003.

International Livestock Research Institute, Nairobi, Kenya: \$50,000 toward the costs of a workshop for African researchers and policy-makers on the role of agricultural science and technology in reducing hunger and improving rural livelihoods, to be held in Addis Ababa, Ethiopia, June 2003.

International Maize and Wheat Improvement Center, Mexico City, Mexico: \$300,000 toward the costs of a study to determine how gene flow, including the flow of transgenes, affects traditional landraces, in order to elucidate the impact of gene flow on the livelihoods of small-scale farmers in Mexico.

International Service for the Acquisition of Agri-biotech Applications, Ithaca, New York: \$95,000 toward the costs of producing and publishing the "Annual Global Review of Transgenic Crops," an in-depth analysis of global developments pertaining to the adoption and socio-economic impacts of genetically modified crops.

Ministry of Agriculture and Rural Development, Vietnam, Hanoi, Vietnam: \$62,200 for use by its Agricultural Genetics Institute toward the costs of a collaboration with Cornell University aimed at strengthening biosafety regulations and practices in Vietnam.

University of Pretoria, Pretoria, South Africa: \$138,000 for use by its Department of Agricultural Economics, Extension and Rural Development to study the economic, socio-economic and health effects of adoption of *Bacillus thuringiensis* (Bt) white maize in South Africa.

■ **INTELLECTUAL PROPERTY RIGHTS POLICY**
(Joint with Creativity & Culture, Global Inclusion and Working Communities)

African Agricultural Technology Foundation, Nairobi, Kenya: \$1,000,000 toward the costs of selecting, preparing and mobilizing resources for pilot projects that will facilitate public-sector access to new agricultural technologies.

Environmental Law Institute, Washington, D.C.: \$10,000 toward the costs of disseminating a comprehensive reference work on policies governing access to genetic resources in Africa.

Foundation-administered project: \$261,950 toward the costs of establishing the Public Intellectual Property Resource for Agriculture, an entity that will facilitate public-sector access to new agricultural technologies, particularly in Africa.

Foundation-administered project: \$43,000 toward the costs of designing, planning and facilitating two meetings aimed at examining possible regulatory and legal frameworks for the efficient and equitable use of genetic resources in Africa, to be held in Rome and at the Bellagio Study and Conference Center, Italy, September 2003.

Explorations

Foundation-administered project: \$20,500 toward the costs of commissioning a study of Malawian agriculture that will be used in developing a new program structure for Foundation's Food Security Theme.

Other

African Crop Science Society, Rustenburg, South Africa: \$79,500 to facilitate the exchange of information among crop scientists in Africa by enabling participants in the Foundation-supported Forum on Agricultural Resource Husbandry in Sub-Saharan Africa to attend the African Crop Science Congress, to be held in Nairobi, Kenya, October 2003.

Egerton University, Njoro, Kenya: \$7,500 for use by its Department of Soil Science of the Faculty of Agriculture to further the development of its programs.

Foundation-administered project: \$95,500 to facilitate the transition of the Forum for Agricultural Resource Husbandry from a Foundation-managed program to independent status.

Moi University, Eldoret, Kenya: \$7,500 for use by its Department of Soil Science in the Faculty of Agriculture to further the development of its programs.

University of Malawi, Zomba, Malawi: \$5,000 for use by its Bunda College of Agriculture to further the development of its programs.

University of Nairobi, Nairobi, Kenya: \$5,000 for use by the Faculty of Agriculture to further the development of its programs.

Wageningen University, Wageningen, Netherlands: \$1,000,000 for the continuation of a Ph.D. training and research program aimed at understanding and enhancing the role of developing-country smallholder farmers in agricultural innovation and technology dissemination.

Fellowships

Lukman Nagaya Mulumba, Uganda: \$36,710 for a fellowship research allocation for dissertation research in Uganda as part of a Ph.D. program in soil science at the Department of Soil Science, Ohio State University, Columbus, Ohio.

Gertrude Night, Uganda: \$64,550 for a fellowship research allocation for dissertation research in Uganda as part of a Ph.D. program in entomology at the Department of Ecology and Evolutionary Biology, Cornell University, Ithaca, New York.

Michael Andrew Nyika, Zimbabwe: \$6,000 for a fellowship research allocation for dissertation research in Zimbabwe as part of a Ph.D. program in soil science at the Department of Crop and Soil Sciences, Michigan State University, East Lansing, Michigan.

Julius Juma Okello, Kenya: \$25,000 for a fellowship research allocation for dissertation research in Kenya, as part of a Ph.D. program in agricultural economics at the Department of Agricultural Economics, Michigan State University, East Lansing, Michigan.



Health Equity

Harnessing the New Sciences

ASEAN Secretariat, Jakarta, Indonesia:

\$235,115 toward the costs of building local capacity to assess the impact of intellectual property rights on public health in the ASEAN region.

Essential Information, Washington, D.C.:

\$75,000 for use by its Consumer Project on Technology toward the costs of a meeting, one in a series of Frati global dialogues on intellectual property, to be held at the Bellagio Study and Conference Center, Italy, September 23-28, 2003, and related activities on intellectual property and health research and development.

Foundation for the National Institutes of Health, Bethesda, Maryland:

\$25,000 toward the costs of publishing a supplement to the American Journal of Tropical Medicine and Hygiene entitled, *The Intolerable Burden of Malaria: What's New, What's Needed*.

Foundation-administered project: \$100,000 for a consultancy to assess progress, problems and potential in relation to public/private partnerships in international public health, especially with respect to microbicide development.

Foundation-administered project: \$400,000 for consultancies and an evaluation of the Foundation's programming strategy entitled, *Harnessing the New Sciences*.

Foundation-administered project: \$174,900 for activities to improve the management of intellectual property rights in health research and development so that new products will be available to poor people in developing countries.

Foundation-administered project: \$95,000 for a consultancy to further the development of an international pediatric dengue vaccine initiative.

Global Forum for Health Research, Geneva, Switzerland: \$300,000 for core support and its initiative on public/private partnerships for health, which focuses on product development for diseases that affect poor people in developing countries.

Henry M. Jackson Foundation for the Advancement of Military Medicine, Rockville, Maryland: \$60,000 toward the costs of a workshop on the molecular basis of cell entry and the pathogenesis of dengue virus, to be held in Vienna, Austria, June 2003.

Institute for Advanced Study, Princeton, New Jersey: \$50,000 for the development of a Science Corps and a workshop to reduce barriers between scientific research and the private-sector in Mexico, as part of its Millennium Science Initiative.

International Partnership for Microbicides, Silver Spring, Maryland: \$6,263,944 for projects that further the development and introduction of new products, controlled by women, that reduce HIV transmission.

International Vaccine Institute, Seoul, South Korea: \$500,000 toward the costs of a pediatric dengue vaccine initiative for poor children.

International Vaccine Institute, Seoul, South Korea: \$30,000 to enable participants from Bangladesh, China, India, Pakistan and Vietnam to attend a course on vaccinology designed to strengthen the capacity of developing countries in the Asia-Pacific Region, to be held March 2004.

Medical Research Council, South Africa, Cape Town, South Africa:

\$99,800 for use by its Tuberculosis Lead Research Programme to strengthen collaboration in the areas of TB drug, diagnostics and vaccine research among scientists in high-burden countries.

Medicines for Malaria Venture, Geneva, Switzerland:

\$2,000,000 for general support of its efforts to discover, develop and deliver affordable new anti-malarial drugs to people in developing countries.

New York University, New York, New York:

\$100,000 for use by its School of Medicine's "Undeveloped Drug Project" to bring bio-pharmaceuticals of limited market potential to poor people in developing countries.

Stichting Health Action International Foundation, Amsterdam, Netherlands:

\$200,000 to improve the market transparency of pharmaceutical prices and policy responses to enhance affordable access to essential drugs in developing countries.

World Health Organization, Geneva, Switzerland:

\$198,880 for use by its Department of Essential Drugs and Medicines Policy toward the costs of a project on issues of pharmaceutical procurement and patents affecting access to medicines for AIDS, tuberculosis and malaria, especially in developing countries.

World Health Organization, Geneva, Switzerland:

\$113,000 for use by its Initiative for Vaccine Research toward the costs of research projects on new vaccine delivery and stabilization technologies.

Learning Health Systems

American Public Health Association, Washington, D.C.: \$15,000 for the publication of a booklet on the history of international health at the American Public Health Association.

Bangladesh Rural Advancement Committee, Dhaka, Bangladesh: \$137,385 toward the costs of a meeting on human resources for health, held in June 2003.

BRAC University, Dhaka, Bangladesh: \$250,000 for strategic planning activities in connection with the establishment of its James P. Grant School of Public Health.

Canadian Institute for Advanced Research, Toronto, Canada: \$50,000 toward the costs

of studies on health status and other social factors that contribute to the development of successful societies.

Clarity Films, Berkeley, California: \$75,000 toward the costs of producing a documentary film on the global impact of Cuba's South-South cooperation in medicine and public health.

Foundation-administered project: \$130,000 toward the costs of a stocktaking exercise to inform strategies for strengthening the equity orientation of global health initiatives.

Foundation-administered project: \$170,000 for a service arrangement with the International Health Policy Program, Thailand, to facilitate the activities of a Foundation working group on demand management for human resources for health.

2003 GRANTS

Health Equity



Foundation-administered project: \$65,000 for a meeting organized in collaboration with The Lancet on the challenges and opportunities facing the World Health Organization during a time of leadership transition, to be held at the Bellagio Study and Conference Center, Italy, May 2003.

Foundation-administered project: \$850,110 toward the costs of facilitating the activities of six Foundation working groups focused on building human resources for health.

Health Systems Trust, Rondebosch, South Africa: \$660,000 toward the costs of six country-level studies in the Global Equity Gauge Alliance project, which monitors health inequalities within developing countries, and promotes action to reduce unfair disparities in health.

International Trachoma Initiative, New York, New York: \$300,000 to study the distribution of trachoma in Tanzania and Vietnam using an equity-based analysis, and to implement the lessons learned in order to improve trachoma control in the 13 countries in which the Initiative operates.

Journal of Public Health Policy, Burlington, Vermont: \$164,250 for a project in collaboration with the World Health Organization to capture and disseminate the lessons learned from the International Health Research Awards.

Makerere University, Kampala, Uganda: \$100,000 for use by its Institute of Public Health to develop a policy tool to facilitate equity-oriented health care financing reform in Uganda.

Management Sciences for Health, Boston, Massachusetts: \$29,570 toward the costs of a project to speed the transfer of technology and improve regional production of long-lasting insecticide-treated anti-malarial bed nets in sub-Saharan Africa.

Mexican Cultural Institute, New York, New York: \$10,000 for the publication and promotion of a health directory for Mexican nationals living in the New York metropolitan area containing information about public health care programs, disease prevention and local community organizations.

Ministry of Health, Cambodia, Phnom Penh, Cambodia: \$74,960 for use by its Municipal Health Department for a model health service delivery program for the urban poor in Phnom Penh.

National Institute for Medical Research, Dar es Salaam, Tanzania: \$95,700 in support of its work to analyze the impact of health sector reform policies from an equity perspective and provide evidence-based recommendations for the development of efficient, equitable policy options for the Tanzanian health system.

Oxford University Press, New York, New York: \$7,500 toward the costs of publishing a book by John Farley entitled, "To Cast Out Disease: A History of the International Health Division of the Rockefeller Foundation (1913-1951)."

Partners in Health, Boston, Massachusetts: \$130,000 toward the cost of an informal consultation with global health leaders to assist the transition team of the World Health Organization in strengthening the organization's role in the global health arena, to be held at the Bellagio Study and Conference Center, Italy, April 1-5, 2003.

Santa Fe Institute, Santa Fe, New Mexico: \$18,000 to enable African scientists from outside South Africa to attend a workshop organized in collaboration with the University of Cape Town on the sciences of complexity in Africa, to be held in Cape Town, South Africa, January 2005. (Joint with Global Inclusion)

Training and Research Support Centre, Harare, Zimbabwe: \$127,000 toward the costs of the planning and implementation of a regional conference on equity in health in southern Africa.

Universidad del Desarrollo, Santiago, Chile: \$283,440 for use by its Institute of Epidemiology and Public Health Policies in final support for developing strategies for measuring, monitoring and strengthening the health care system in Chile, as part of the Equity Gauge initiative.

University of California, Berkeley, Berkeley, California: \$13,650 for a study of a Kenyan model of "social franchising" designed to improve health service delivery to the poor.

University of Cambridge, Cambridge, England: \$50,000 for use by its Centre for Research in the Arts, Social Sciences, and Humanities for a workshop on rights, dignity and inequality in

global health, to be held at Trinity College, Cambridge, October 2003.

University of the Western Cape, Bellville, South Africa: \$80,000 for use by its School of Public Health toward the costs of meetings of global leaders to identify key knowledge gaps and opportunities related to human resources for health in Africa, held in Cape Town, South Africa, March 24-29, 2003.

University of the Witwatersrand, Johannesburg, South Africa: \$100,000 for use by its Centre for Health Policy, in collaboration with the Health Economics Unit at the University of Cape Town, to analyze the impact of policies under health care reform to strengthen and promote health equity in South Africa.

World Health Organization, Geneva, Switzerland: \$119,890 for use by its Department of Research Policy and Cooperation, in collaboration with the Journal of Public Health Policy, to provide the recipients of International Health Research Awards opportunities to share and disseminate their findings.

World Health Organization, Geneva, Switzerland: \$60,000 to enable its Department of Health Service Provision to prepare a paper on the health workforce and the expansion of anti-retroviral treatments in resource-poor settings, for presentation at a meeting in Zambia, November 2003.

Rising to the Challenge of AIDS

AIDS ACCESS Foundation, Bangkok, Thailand: \$82,700 for the production and dissemination of films by young media professionals on HIV/AIDS prevention in Thailand.

Burkina Faso Association for Family Well-Being, Ouagadougou, Burkina Faso: \$130,520 to complete a project designed to improve the reproductive health of young people in the Ouahigouya zone of Burkina Faso that includes partnerships with existing health clinics and innovative communication strategies.

Chiang Mai University, Chiang Mai, Thailand: \$155,270 for use by its Women's Studies Center for master's degree scholarships in gender studies for students from the Lao People's Democratic Republic through a newly established Lao-Thai Scholarship Program on Gender Equity and Health.

Columbia University, New York, New York: \$4,000,000 for use by its Mailman School of Public Health toward the costs of an initiative that builds on existing programs to prevent mother-to-child transmission of HIV by providing treatment for HIV/AIDS to infected mothers and their infected children.

Consultation of Investment in Health Promotion, Hanoi, Vietnam: \$259,970 to enhance the capacity of local researchers to analyze, publish and disseminate research findings on gender, sexuality and sexual health in Vietnam.

Foundation-administered project: \$704,200 for meetings and consultancies associated with developing a Rockefeller Foundation funding strategy for HIV/AIDS prevention and care in sub-Saharan Africa, Southeast Asia and trans-boundary populations in the Greater Mekong Sub-region.

Foundation-administered project: \$250,000 toward the costs of developing the EnGendering Sexuality initiative as part of the Foundation's Rising to the Challenge of AIDS area of work.

Foundation-administered project: \$90,000 to review the challenges facing communities in sub-Saharan Africa affected by the AIDS pandemic, particularly in meeting the needs of children orphaned by the disease.

Funders Network on Population, Reproductive Health and Rights, Takoma Park, Maryland: \$50,000 for general support of the Network's aim of enhancing the quality of work of grantmakers concerned about population, and sexual and reproductive health.

Global AIDS Alliance, Bethesda, Maryland: \$50,000 for general support of its efforts to stem the AIDS epidemic in Africa.

Global Network of People Living with HIV/AIDS, Amsterdam, Netherlands: \$20,000 to cover the costs of African participants at the International Conference for People Living with HIV/AIDS, held in Uganda, October 2003.

Global Strategies for HIV Prevention, San Rafael, California: \$30,000 toward the costs of updating and expanding the distribution of a CD-ROM on the resources available for the prevention and treatment of HIV in women and children in developing countries.

Harvard University, Cambridge, Massachusetts: \$74,480 for use by its medical school toward the cost of a meeting on expanding AIDS treatment and care in resource-poor settings, to be held in Cange, Haiti, April 2003.

Human Rights Watch, New York, New York: \$47,000 for a project concerning gender-related human rights abuses and HIV/AIDS in sub-Saharan Africa.

Joint Clinical Research Centre, Kampala, Uganda: \$485,000 for its continued participation in a multicenter clinical trial organized by the Medical Research Council, United Kingdom, to assess the safety and effectiveness of two strategies for the use of anti-retroviral drugs against HIV/AIDS in sub-Saharan Africa.

Kunming Medical College, Kunming, China: \$194,050 for use by its Institute for Health Sciences to develop and conduct a training course on gender and sexual health for health professionals from Lao PDR, Myanmar and Vietnam.

Mahidol University, Nakornprathom, Thailand: \$245,130 for use by its Center for Health Policy Studies to hold, in collaboration with other leading institutions in the region, a regional course on sexuality in Southeast Asia that will address specific regional gender-sensitive issues.

Mahidol University, Nakornprathom, Thailand: \$300,000 for use by its Faculty of Social Sciences and Humanities to enable 14 students from Cambodia, Lao PDR and Myanmar to study for a master's degree in a program that focuses on gender, sexuality and reproductive health.

Medical Research Council, United Kingdom, London, England: \$127,405 for use by its Clinical Trials Unit to continue its coordination of a multicenter clinical trial to assess the safety and effectiveness of two strategies for the use of anti-retroviral drugs against HIV/AIDS in sub-Saharan Africa.

Ministry of Health, Cambodia, Phnom Penh, Cambodia: \$71,550 for use by the Municipal Health Department of Phnom Penh to improve sexual and reproductive health services and address gender-based violence in four slum areas, as part of its Health Services for the Urban Poor program.

Ministry of Women's and Veterans' Affairs, Cambodia, Phnom Penh, Cambodia: \$49,310 toward the costs of developing and broadcasting radio programs for Cambodian women on reproductive and sexual health and other gender-based issues.

Nature America, Inc., New York, New York: \$25,000 for a special issue of the journal, *Nature Medicine*, on 20 years of HIV science. (Joint with Global Inclusion)

Pacific Institute for Women's Health, Los Angeles, California: \$84,900 to provide technical assistance to the Burkina Faso Association for Family Well-Being, which is testing the effects of a project designed to improve the reproductive health of young people in the Ouahigouya zone of Burkina Faso.

Stanford University, Stanford, California: \$99,060 to enable its Division of Infectious Diseases to collaborate with the University of Zimbabwe's AIDS prevention project.

University of Stellenbosch, Matieland, South Africa: \$410,460 for use by its Faculty of Health Sciences, in collaboration with the University of Cape Town, to complete a study that compares two strategies to prevent opportunistic infections in HIV-infected children in South Africa.

University of Zimbabwe, Harare, Zimbabwe: \$180,000 for the continued participation of its Parirenyatwa Hospital in a multicenter clinical trial organized by the Medical Research Council, United Kingdom, to assess the safety and effectiveness of two strategies for the use of anti-retroviral drugs against HIV/AIDS in sub-Saharan Africa.

Women's Health Advocacy Foundation, Bangkok, Thailand: \$92,120 to raise media professionals' awareness of gender issues in sexual and reproductive health and foster use of a gender-sensitive approach in reporting news related to reproductive and sexual health issues.

World Health Organization, Geneva, Switzerland: \$300,000 for activities, in collaboration with partners in sub-Saharan Africa, to develop syndromic guidelines for common adult outpatient conditions in areas of high HIV prevalence.

World Health Organization, Geneva, Switzerland: \$200,000 to enable its Department of HIV/AIDS, in collaboration with UNAIDS, to convene a meeting on the technical and procedural dimensions of scaling-up the provision of anti-retroviral treatment in resource-poor settings in developing countries, to be held in Lusaka, Zambia, November 2003.

World Health Organization, Geneva, Switzerland: \$25,000 for use by its Special Programme for Research and Training in Tropical Diseases toward the costs of a planning group on improved diagnostics for sexually-transmitted infections.

Other

DISEASE SURVEILLANCE

Centre for Health, Science and Social Research, Lusaka, Zambia: \$99,960 for continued support of research to strengthen cross-border disease prevention, control and surveillance programs in southern Africa.

East African Community, Arusha, Tanzania: \$406,760 toward the costs of its East African Integrated Disease Surveillance Network, which is building a regional platform for infectious disease surveillance and response.

International Society for Infectious Diseases, Boston, Massachusetts: \$209,190 for use by its Program for Monitoring Emerging Diseases to collaborate with regional disease surveillance networks in Africa and Southeast Asia to improve reporting of disease outbreaks.

Ministry of Public Health, Thailand, Nonthaburi, Thailand: \$278,180 for use by its Field Epidemiology Training Program to coordinate the Mekong Basin Disease Surveillance project.

Prince of Songkla University, Hat Yai, Thailand: \$91,300 for use by its Epidemiology Unit, in collaboration with regional partners, to assess the need for training in cross-border health in the Greater Mekong Sub-region.

Southeast Asian Ministers of Education Organization, Bangkok, Thailand: \$99,225 for use by its Regional Tropical Medicine and Public Health Network to explore the potential for using Geographic Information Systems to inform disease prevention and control programs in the Greater Mekong Sub-region.

World Health Organization, Geneva, Switzerland: \$250,000 toward the costs of a collaboration with regional networks in sub-Saharan Africa and Southeast Asia to strengthen cross-border disease surveillance and response.

PUBLIC HEALTH SCHOOLS WITHOUT WALLS

Makerere University, Kampala, Uganda: \$241,575 toward the costs of transforming its Faculty of Medicine into a College of Health Sciences by introducing innovations in teaching and learning, establishing a unit for continuing education, enhancing coordination and resource mobilization and establishing a process for cost/based financing. (Joint with Africa Regional Program)

Makerere University, Kampala, Uganda: \$316,575 for use by its College of Health Sciences to improve and expand its master's in medicine degree program. (Joint with Africa Regional Program)

Makerere University, Kampala, Uganda: \$321,850 for use by its Institute of Public Health toward the costs of developing and implementing a master's degree program in public health using distance learning. (Joint with Africa Regional Program)

University of Ghana, Accra, Ghana: \$220,000 for use by the School of Public Health, within its College of Health Sciences, toward the cost of developing and implementing a master's degree course in health informatics. (Joint with Africa Regional Program)

TOBACCO CONTROL

Adventist Development and Relief Agency International, Silver Spring, Maryland: \$328,010 for use by its Cambodia office for continuation of the Smoke-Free Buddhist Monks project and for its expansion into the community and to additional provinces.


Essential Information, Washington, D.C.: \$250,000 to expand its North-South global partnerships program for tobacco control in developing countries.

Foundation-administered project: \$100,000 for consultancies in connection with the Foundation's Trading Tobacco for Health program in Southeast Asia.

International Union Against Cancer, Geneva, Switzerland: \$250,000 for the establishment of an online resource for developing-country tobacco control groups that want to counter tobacco promotion campaigns in their countries.

Ministry of Health, Malaysia, Kuala Lumpur, Malaysia: \$60,000 for use by its Public Health Department to analyze policy options and potential models for the establishment of a health promotion foundation in Malaysia.

Ministry of Health, Vietnam, Hanoi, Vietnam: \$300,000 for use by its Vietnam Committee on



Smoking and Health to expand its communications project aimed at decreasing the exposure of women and children to secondhand smoke at home.

National Public Health Institute, Finland, Helsinki, Finland: \$59,675 to support the participation and training of delegates from Southeast Asia and other developing countries at the 12th World Conference on Tobacco OR Health.

PATH Canada, Ottawa, Canada: \$200,000 toward the costs of strengthening and expanding tobacco control in Vietnam through integration of tobacco control into existing programs and expansion of the number of key agencies involved in tobacco control.

Thai Health Promotion Foundation, Bangkok, Thailand: \$1,318,760 to enable it to serve as the hub for Southeast Asian Tobacco Control Alliance activities, continue its regional collaborative tobacco control research program and create an ASEAN fellowship program for this field.

University of Science Malaysia, Pulau Pinang, Malaysia: \$280,880 for use by its National Poison Centre to advance tobacco control in Malaysia through the establishment of a research network and a national council for tobacco control.



■ Working Communities

Adequate School Financing

■ BUILDING ORGANIZATIONAL CAPACITY

Northwest Bronx Community and Clergy Coalition, Bronx, New York: \$70,000 toward the costs of a project to renovate the Kingsbridge Armory in the Bronx as a mixed-use facility anchored by several small public schools.

■ CONVENINGS

Southern Education Foundation, Atlanta, Georgia: \$75,000 toward the costs of convenings for policymakers, lawyers and activists engaged in education finance efforts in U.S. southern states.

■ RESEARCH AND POLICY ANALYSIS

Brown University, Providence, Rhode Island: \$250,000 for use by its Annenberg Institute for School Reform's national task force on the future of urban school districts to develop and pilot a set of tools to assist communities with the redesign of their local school districts.

California Tomorrow, Oakland, California: \$100,000 in support of its work to refine tools for improving the education of immigrant and language minority youth, and implement strategies for educational reform at the local, state and national levels.

Center for Applied Linguistics, Washington, D.C.: \$75,000 toward the costs of a study to measure teacher implementation of a sheltered instruction approach for secondary school English language learners in the Houston Independent School District and the impact of the approach on student achievement.

Center on Education Policy, Washington, D.C.: \$100,000 toward the costs of a comparative study of school finance issues related to high school exit examinations.

Education Law Center, Newark, New Jersey: \$100,000 toward the costs of planning a project to develop an accountability model to measure the implementation of New Jersey's new school finance system and the educational progress made in the 30 urban school districts it covers, in order to engage local, state and national audiences in a dialogue about adequate school finance and accountability.

Education Leadership Institute, Inc., East Syracuse, New York: \$100,000 in support of a research study and public engagement initiative to show the impact of New York State's public school funding system on educational opportunities for New York students.

Fordham University, New York, New York: \$53,070 for use by its National Center for Schools and Communities toward the costs of planning a three-year study of the interplay of macro-economic conditions, state education funding policy

and educational outcomes in the major urban school districts in New York State.

Healthy Schools Network, Inc., Albany, New York: \$20,000 toward the costs of a feasibility analysis in preparation for a major study of the costs for upgrading school facilities to enable students in New York State to obtain a sound and basic education.

Hunter College, City University of New York, New York, New York: \$100,000 for use by its Centro de Estudios Puertorriqueños's National Latino Education Research Agenda Project toward its work to build a national network of Latino educational researchers committed to presenting Latino perspectives on public school reform.

Institute on Taxation and Economic Policy, Washington, D.C.: \$50,000 toward planning costs associated with an initiative to study, analyze and suggest tax-reform options for the tax systems of New York and Wisconsin.

National Center for Educational Accountability, Austin, Texas: \$149,989 toward the costs of research to examine indicators of teacher learning that enhance accountability and school improvement efforts.

National Commission on Teaching and America's Future, Washington, D.C.: \$125,106 toward the costs of analyzing research and survey data to demonstrate how the school environment – physical and professional – impacts teacher turnover, teaching quality and students' opportunity to learn.

New Visions for Public Schools, New York, New York: \$150,000 to develop a model for mobilizing community resources to deepen school-community partnerships in New York City's secondary schools.

New York University, New York, New York: \$74,865 for use by its Institute for Education and Social Policy toward the costs of planning research on increasing community participation in school facilities design and development in New York City.

PolicyLink, Oakland, California: \$175,251 in support of research to inform and shape policy development and advocacy strategies that promote equitable funding for public school facilities construction in California.

Teachers College, Columbia University, New York, New York: \$75,000 toward the costs of planning a four-year, multi-method and multi-institutional study on the effects of competition, choice and student selection policies on non-selective urban public high schools and their students.

Teachers College, Columbia University, New York, New York: \$90,000 for use by its National Center for Restructuring Education, Schools & Teaching toward implementing the findings of the Regional Minority Consortium's initiative to remedy the minority student achievement gap.

University of Missouri-Columbia, Columbia, Missouri: \$20,607 in support of a book analyzing youth poverty and education in America.

University of Wisconsin-Madison, Madison, Wisconsin: \$150,000 for use by its College of Engineering toward the costs of conducting research on effective ways to implement New Jersey's school construction program.

Yale University, New Haven, Connecticut: \$199,692 for use by its Bush Center in Child Development and Education toward the costs of research promoting an understanding of the experiences of young immigrant children and the impact of immigration on school finance.

■ SETTING THE PUBLIC AGENDA

American Council on Education, Washington, D.C.: \$100,000 in support of "Unfinished Agenda: Ensuring Success for Students of Color," an initiative to engage the higher education community in using best practices to ensure minority student success. (Joint with Creativity & Culture)

Campaign for Fiscal Equity, New York, New York: \$250,000 for general support.

Institute for Wisconsin's Future, Milwaukee, Wisconsin: \$300,000 toward the costs of the Wisconsin School Funding Project to improve educational opportunities for children in low- and moderate-income communities by increasing school resources and parent involvement in education policy decision-making.

Institute for Wisconsin's Future, Milwaukee, Wisconsin: \$50,000 toward the costs of the National School Investment Network's efforts to increase state capacity to inform and mobilize parents, educators and concerned citizens around the issue of fair and adequate school funding.

Public Policy and Education Fund of New York, Albany, New York: \$215,000 toward the costs of developing a communications program for its Alliance for Quality Education project.

Teaching Quality Foundation, Inc., Chapel Hill, North Carolina: \$90,000 for use by its Southeast Center for Teaching Quality to develop a school- and district-level accountability model for measuring teacher development.

University of California, Los Angeles,

Los Angeles, California: \$200,000 in support of its project, toward a California Campaign for Educational Adequacy and Equity, to expand and conduct public education, research, policy analysis and leadership training to contribute to California's school finance and accountability reform efforts.

Commemorating the 50th Anniversary of *Brown v. Board of Education*, the 1954 U.S. Supreme Court decision that mandated the desegregation of schools across America.

CEJES Institute & Library, Pomona, New York: \$40,000 toward the costs of a monograph by Edmund W. Gordon, "Education, Excellence and Equity," to commemorate the 50th anniversary of *Brown v. Board of Education*.

Editorial Projects in Education, Inc., Bethesda, Maryland: \$75,430 for research and development of a five-part series of stories in *Education Week* that would examine current conditions in U.S. education through the lens of *Brown v. Board of Education*.

Foundation-administered project: \$350,000 toward costs associated with the production of a commissioned publication and convening on the occasion of the 50th anniversary of *Brown v. Board of Education*.

Foundation-administered project: \$25,000 in support of a landscaping study of organizations in the U.S. planning events, conferences and publications focused on the 50th anniversary of *Brown v. Board of Education*.

Graduate School and University Center, City University of New York, New York, New York: \$45,315 in support of a youth institute that will create a performance piece, "Echoes: Youth Perspectives on Racial Justice and Public Education Since Brown," to illustrate the legacy and ongoing struggles of *Brown v. Board of Education*.

Howard University, Washington, D.C.: \$50,000 for use by its School of Law toward the costs of its Brown@50 Project, which will conduct commemorative activities examining the impact of *Brown v. Board of Education*.

Mexican American Legal Defense and Educational Fund, Los Angeles, California: \$100,000 for a re-examination of the principles of *Brown v. Board of Education* and its impact on the Latino community.

NAACP Legal Defense and Educational Fund, New York, New York: \$100,000 in support of planning activities to recognize its role in achieving, and commemorate the 50th anniversary of *Brown v. Board of Education*.

Smithsonian Institution, Washington, D.C.: \$100,000 for use by its National Museum of American History in support of an exhibition on the 50th anniversary of *Brown v. Board of Education*.

Teachers College, Columbia University, New York, New York: \$35,000 toward the costs of a celebration to commemorate the 50th anniversary of *Brown v. Board of Education*.

Building Competent Organizations

RACIAL JUSTICE ORGANIZATIONS

The Advancement Project, Washington, D.C.: \$350,000 for general support of its work on racial justice innovation and its role as a national resource center for attorneys and community activists.

Lawyers' Committee for Civil Rights Under Law, Washington, D.C.: \$125,000 for general support.

Mexican American Legal Defense and Educational Fund, Los Angeles, California: \$125,000 for general support.

NAACP Legal Defense and Educational Fund, New York, New York: \$125,000 for general support.

National Asian Pacific American Legal Consortium, Washington, D.C.: \$137,500 for general support.

Puerto Rican Legal Defense and Education Fund, New York, New York: \$150,000 for general support.

Southern Echo, Jackson, Mississippi: \$300,000 for general support of its efforts to increase democratic participation in the southern region of the United States.

Building Mixed-Income Communities

BUILDING ORGANIZATIONAL CAPACITY

Charlottesville Public Housing Association of Residents, Charlottesville, Virginia: \$25,000 in general support of its mission to provide public housing residents with the knowledge, skills and leadership development to improve their communities.

Collins Center for Public Policy, Miami, Florida: \$200,000 in support of its project, the Funders' Network for Smart Growth and Livable Communities to raise the profile of housing and metropolitan strategies within philanthropy.

Corporation for Supportive Housing, New York, New York: \$700,000 toward general support of its mission to end homelessness in the United States by creating an effective delivery system for supportive housing.

Good Old Lower East Side, Inc., New York, New York: \$80,000 in general support of its mission to promote equitable community development and community revitalization and prevent homelessness in Lower Manhattan.

Habitat for Humanity International, Americus, Georgia: \$100,000 toward the costs of developing a dynamic knowledge network around leadership, community development and low-cost housing that will nurture leadership development in its affiliates across the United States.

Housing Partnership Network, Boston, Massachusetts: \$100,000 toward general support of its mission to promote peer-to-peer collaboration, business development and policy advocacy among regional nonprofit housing partnerships.

Local Initiatives Support Corporation,

New York, New York: \$40,000 for use by its Phoenix office toward pre-development and start-up costs for the Phoenix Housing Partnership, which will seek to develop affordable housing in the greater Phoenix area.

McAuley Institute, Silver Spring, Maryland: \$15,000 toward the costs of business plans for its programs to assist low-income women and families with affordable housing, including its revolving loan fund, technical assistance program and women's leadership program.

National Community Building Network, Oakland, California: \$50,000 toward transitional support for development of a long-term business plan for the organization.

National Community Reinvestment Coalition, Washington, D.C.: \$100,000 toward general support of its mission to build wealth in traditionally underserved communities.

National Housing Law Project, Oakland, California: \$100,000 toward general support of its mission to advance housing justice for low-income people.

PRIVATE AND PUBLIC INVESTMENT IN LOW-INCOME COMMUNITIES

Boston Community Capital, Boston, Massachusetts: \$150,000 toward general support of its mission to link low-income communities and conventional financial and capital markets.

Calvert Foundation, Bethesda, Maryland: \$150,000 for general support of its mission to increase the flow of capital to low-income communities in the United States.

Community Development Venture Capital Alliance, New York, New York: \$300,000 for general support of its mission to build, strengthen and support the field of community development venture capital with the aim of attracting more investment capital to low-income communities.



Community Reinvestment Fund, Minneapolis, Minnesota: \$125,000 toward support of its project aiming to standardize loan documents used by community development lenders, thereby attracting private capital to low-income communities.

Pacific Community Ventures, San Francisco, California: \$163,000 toward the costs of measuring the social return on its venture capital investment in low-income communities across California and developing a strategy to help other institutional and private equity investors do the same.

Social Enterprise Alliance, Columbus, Ohio: \$52,000 for general support of its mission to provide resources to strengthen nonprofit organizations by mobilizing a community of practitioners and investors to advance earned-income strategies.

■ RESEARCH AND POLICY ANALYSIS

CEOs for Cities, Boston, Massachusetts: \$250,000 toward further development and dissemination of findings of its New Dynamics of Urban America project, which aims to keep cities economically competitive and elevate urban issues in national policy debates.

Columbia University, New York, New York: \$100,000 in support of its project, the Institute for Social and Economic Research and Policy, toward a longitudinal study and a film documentary to examine the experiences of Chicago families relocating from distressed public housing developments into the private residential market as part of the Chicago Housing Authority's plan to transform the distressed neighborhoods into mixed-income communities.

Harlem Congregations for Community Improvement, New York, New York: \$150,000 to strengthen its institutional capacity through the creation of a department of marketing and development.

Harvard University, Cambridge, Massachusetts: \$250,000 for use by its Joint Center for Housing Studies toward an initiative to investigate the importance of affordable housing to human, community and workforce development.

Harvard University, Cambridge, Massachusetts: \$150,000 for use by its Civil Rights Project toward its initiative, "Redefining Barriers to Housing - Race, Place and Home: A Civil Rights and Metropolitan Opportunity Agenda."

McAuley Institute, Silver Spring, Maryland: \$50,000 to support its project advancing the Success Measures Data System, a web-based outcomes measurement tool for nonprofit affordable housing organizations.

National Congress for Community Economic Development, Washington, D.C.: \$50,000 in support of its Fifth National Community Economic Development Census.

National Low Income Housing Coalition, Washington, D.C.: \$450,000 toward general support of its mission to end the affordable housing crisis in the United States.

University of Chicago, Chicago, Illinois: \$10,500 in support of a comparative study of redevelopment in the predominantly African-American neighborhoods of Harlem in New York City and Bronzeville in Chicago, Illinois.

Urban Institute, Washington, D.C.: \$200,000 in support of a longitudinal study to assess how the HOPE VI program, in which distressed developments are being demolished and replaced with mixed-income housing, is affecting the health and well-being of original, displaced residents.

Vera Institute of Justice, New York, New York: \$100,000 in support of a project to better understand the current surge in homelessness among families in New York City, to strengthen the effectiveness of existing prevention programs and to develop new coordinated strategies to prevent homelessness.

■ SETTING THE PUBLIC AGENDA

Association for Neighborhood & Housing Development, New York, New York: \$300,000 toward general support of its advocacy and policy work to promote a progressive affordable housing agenda in New York City.

Association for Neighborhood & Housing Development, New York, New York: \$50,000 in support of its Housing First! public education and advocacy initiative centered on the affordable housing crisis in New York City, toward its projects to keep housing in the public eye and to educate the public on housing issues.

Chicago Lawyers' Committee for Civil Rights Under Law, Chicago, Illinois: \$100,000 in support of its project to provide low-income families in Chicago, particularly displaced public housing residents, the opportunity to move to safe, stable, mixed-income communities.

City Limits Community Information Service, New York, New York: \$100,000 for use by its project, the Center for an Urban Future, toward the costs of an analysis of the creative sector of New York City's economy in order to enhance economic development and workforce opportunities for low- and middle-income city residents. (Joint with Creativity & Culture)

Conservation Law Foundation, Boston, Massachusetts: \$175,000 for use by its Greater Boston Institute, in its ongoing efforts to encourage transparency, accountability and informed public participation in urban planning and development processes in the city of Boston.

Drum Major Institute, New York, New York: \$25,000 in support of its Speakers Series of lectures for practitioners of various fields who have successfully incorporated values of equity and fairness into their work.

Harvard University, Cambridge, Massachusetts: \$10,000 for use by its Joint Center for Housing Studies toward planning activities for an international conference on housing finance.

Initiative for a Competitive Inner City, Boston, Massachusetts: \$100,000 in support of its Inner City Economic Forum, which aims to advance private investment in America's inner cities.

Municipal Art Society of New York, New York, New York: \$15,000 toward continued support of "Imagine New York: Giving Voice to the People's Visions," a project to encourage greater New York City metropolitan area residents to share their ideas and visions for rebuilding and memorializing the World Trade Center site, and to revitalize their own communities.

National Housing Institute, Montclair, New Jersey: \$200,000 in general support of its research and education activities, which support nonprofit, community-based organizations providing affordable housing and economic opportunities for residents of low- to moderate-income neighborhoods.

National Trust for Historic Preservation, Washington, D.C.: \$300,000 for general support of its mission to make historic preservation more useful and relevant in a community development context.

Neighborhood Funders Group, Washington, D.C.: \$10,000 toward the costs of a meeting of grantmakers to discuss strategies for increasing foundation support of affordable housing programs and activities.

PolicyLink, Oakland, California: \$1,050,000 to provide a final year of general support and to develop a long-range strategic plan for the organization.

Studio Museum in Harlem, New York, New York: \$100,000 in support of "harlemworld: metropolis as metaphor," an exhibition designed to increase awareness of strategies that diminish the negative impact of community revitalization by engaging cultural and community development stakeholders.

Surface Transportation Policy Project, Washington, D.C.: \$150,000 toward general support of its mission to develop transportation policies that better serve poor, urban neighborhoods.

California Works for Better Health

Alameda Corridor Jobs Coalition, Los Angeles, California: \$15,000 to support its continued participation in the California Works for Better Health project, a statewide initiative designed to improve the health and economic opportunity of residents living in California.

Chinatown Service Center, Los Angeles, California: \$15,000 to support its continued participation in the California Works for Better Health project, a statewide initiative designed to improve the health and economic opportunity of residents living in California.

Community Coalition for Substance Abuse Prevention and Treatment, Los Angeles, California: \$14,000 to support its continued participation in the California Works for Better Health project, a statewide initiative designed to improve the health and economic opportunity of residents living in California.

Environmental Health Coalition, San Diego, California: \$10,000 to support its continued participation in the California Works for Better Health project, a statewide initiative designed to improve the health and economic opportunity of residents living in California.

Fresno Center for New Americans, Fresno, California: \$15,000 to support its continued participation in the California Works for Better Health project, a statewide initiative designed to improve the health and economic opportunity of residents living in California.

Fresno Leadership Foundation, Fresno, California: \$15,000 to support its continued participation in the California Works for Better Health project, a statewide initiative designed to improve the health and economic opportunity of residents living in California.

Los Angeles Metropolitan Churches, Los Angeles, California: \$14,500 to support the continued participation of its project, the United African-American Ministerial Action Council, in the California Works for Better Health project, a statewide initiative designed to improve the health and economic opportunity of residents living in California.

Metropolitan Area Advisory Committee on Anti-Poverty of San Diego County, Inc., National City, California: \$15,000 to support its continued participation in the California Works for Better Health project, a statewide initiative designed to improve the health and economic opportunity of residents living in California.

Mutual Assistance Network of Del Paso Heights, Sacramento, California: \$10,000 to support its continued participation in the California Works for Better Health project, a statewide initiative designed to improve the health and economic opportunity of residents living in California.

San Diego Organizing Project, San Diego, California: \$15,000 to support its continued participation in the California Works for Better Health project, a statewide initiative designed to improve the health and economic opportunity of residents living in California.

SVOC Affordable Homes, Sacramento, California: \$15,000 to support its continued participation in the California Works for Better Health project, a statewide initiative designed to improve the health and economic opportunity of residents living in California.

West Fresno Coalition for Economic Development, Fresno, California: \$75,000 to support its expanded participation in the Fresno regional collaborative of the California Works for Better Health project, a statewide initiative designed to improve the health and economic opportunity of residents living in California.

Encouraging Economic Resiliency

BUILDING ORGANIZATIONAL CAPACITY

Boston Foundation, Boston, Massachusetts: \$300,000 for its project, the Boston Workforce Development Initiative, which aims to provide disadvantaged adults with high quality employment and training opportunities that lead to economic security for themselves and their families.

Center for Labor and Community Research, Chicago, Illinois: \$75,000 in support of its Food Chicago program that operates a skills-based, credentialed workforce development system for all food manufacturers in the Chicago region.

Consortium for Worker Education, New York, New York: \$150,000 in support of policy development and community outreach activities that will advance deeper ties among labor unions and community groups in New York City.

Fifth Avenue Committee, Brooklyn, New York: \$75,000 for continued support of its Learn More, Earn More program that combines adult education with career counseling to enable low-wage earners to progress to sustainable livable income jobs.

Foundation-administered project: \$435,000 toward the costs of strengthening and assessing an initiative to improve the effectiveness of job training agencies in Boston, Fort Worth and Nashville.

HERE Education and Support Fund, Washington, D.C.: \$65,000 in support of its project, the Restaurant Opportunities Center of New York, to improve working conditions, wages and employment opportunities for displaced restaurant workers.

ICA Group, Brookline, Massachusetts: \$30,000 for general support of its work promoting income-generating projects that save and create jobs for low-income people.

Jobs for the Future, Boston, Massachusetts: \$475,000 for general support of its mission to develop and implement effective strategies for expanding economic opportunity for the urban, working poor.

Local Initiative Support, Training, and Education Network, Washington, D.C.: \$75,000 in general support of its mission to build the capacity of community-based organizations that develop leadership among young adults of color.

Miami Workers Center, Miami, Florida: \$150,000 in general support of its mission to improve the livelihoods of welfare recipients and low-wage workers through leadership development, organizing outreach, coalition building and advocacy.

Nashville Career Advancement Center, Nashville, Tennessee: \$250,000 in support of its program aiming to increase the effectiveness of job training agencies in Nashville, Tennessee that help low-income job seekers secure livable wage employment.

National Alliance for Fair Employment, Boston, Massachusetts: \$120,000 in general support of its mission to undertake research, policy analysis and convenings for its network of grassroots groups working to improve policies that affect day laborers and part-time and contingent workers.

National Council of La Raza, Washington, D.C.: \$125,000 in support of its Policy Analysis Center, which conducts research, policy analysis and outreach activities to improve the socio-economic status of Latinos in the United States.

National Employment Law Project, New York, New York: \$30,000 in general support of its mission to enforce and expand employment protections for low-income and unemployed workers.

Origin, Inc., New York, New York: \$35,000 in support of its project to produce a practitioners' guide for nonprofit staffing agencies that seek to help low-income adults find employment.

Workforce Learning Strategies, Cambridge, Massachusetts: \$25,000 to support the enhancement of its project, WorkforceUSA.net, an online library that provides resources to community-based organizations focused on workforce development in under-served communities.

Young Community Developers, San Francisco, California: \$100,000 toward the development of a strategic plan and for general support of its mission to provide comprehensive community-based employment and workforce development services to youth and adults in San Francisco's Southeast community.

RESEARCH AND POLICY ANALYSIS

Brandon Roberts and Associates, Chevy Chase, Maryland: \$95,000 toward support of its Working Poor Families project, which uses a framework of indicators to assess state efforts to assist the working poor to achieve economic self-sufficiency.

Center for Community Change, Washington, D.C.: \$100,000 in general support of its mission to support the creation and increase the capacity of grassroots organizations that work to reduce poverty and improve low-income communities in the United States.

Center for Law and Social Policy, Washington, D.C.: \$200,000 for general support of economic research and policy analysis on economic security and employment issues relating to working families.

Fiscal Policy Institute, Latham, New York: \$120,000 for general support of its mission to conduct research and policy analysis on labor market and economic issues in New York City and New York State.



2003 GRANTS Working Communities



Florida International University, Miami, Florida: \$45,000 for use by its Center for Labor Research and Studies toward the costs of a research study on employment practices and working conditions in the building services industry in Miami, Florida.

Foundation-administered project: \$250,000 for a public education strategy that will incorporate the findings from several years of research from the Future of Work program into national and local policy debates.

Foundation-administered project: \$70,966 for the costs of meetings and editing and promotion of a book on international production networks.

Hispanics in Philanthropy, San Francisco, California: \$100,000 to support the efforts of its Funders' Collaborative for Strong Latino Communities to strengthen Latino non-profit organizations in New York City.

Institute of Development Studies, Brighton, England: \$17,000 toward the costs of a paper on value chain analysis for policymakers and practitioners concerned with generating jobs and income by promoting small and medium enterprises.

Institute on Taxation and Economic Policy, Washington, D.C.: \$150,000 in support of its Good Jobs New York project, to monitor how federal, state and local funding and subsidies are used in economic development in the New York metropolitan area.

National Bureau of Economic Research, Cambridge, Massachusetts: \$29,000 toward the costs of a research study to better understand the way reward structures affect individual and group performance.

National Law Center on Homelessness & Poverty, Washington, D.C.: \$50,000 toward general support of its mission to end homelessness by increasing opportunities for self-reliance.

One Economy Corporation, Washington, D.C.: \$150,000 for continued support of a project to improve technology access and use in order to expand the workforce and economic opportunities of low-income households in the San Francisco Bay area.

University of Illinois at Chicago, Chicago, Illinois: \$260,000 in support of its Center for Urban Economic Development to respond to the needs of local community groups and public officials in Chicago for quality, objective research and policy analysis on a range of economic issues.

University of Illinois at Chicago, Chicago, Illinois: \$100,000 toward the costs of a pilot study of unregulated work in New York and Chicago.

University of Massachusetts, Lowell, Lowell, Massachusetts: \$65,000 toward the costs of a research study on the impact of retail industry restructuring on workers in the United States and Mexico.

Urban Institute, Washington, D.C.: \$15,000 to conduct a simulation analysis of various ways to increase the solvency of the Massachusetts unemployment insurance trust fund.

William J. Brennan Jr. Center for Justice, New York, New York: \$250,000 in support of its project, the Economic Justice Program, which provides research and policy analysis to assist the work of community-based groups in New York City involved in economic justice issues.

■ SETTING THE PUBLIC AGENDA

Center for Community Change, Washington, D.C.: \$250,000 for general support of its work to help low-income people build the skills, resources and alliances needed to shape public policies that affect their lives.

Center for Community Change, Washington, D.C.: \$50,000 in support of its project, the Coalition on Human Needs, which seeks to inform and coordinate the efforts of a diverse coalition of civil rights, religious, labor and advocacy groups to improve policies and programs for low-income families.

Center for Public Policy Priorities, Austin, Texas: \$100,000 in general support of its work to improve public policies and practices in Texas, so that they can better address the economic and social needs of low- and moderate-income Texans.

Center on Budget and Policy Priorities, Washington, D.C.: \$475,000 in general support of its work to improve federal policies to help low-income families.

Chicago Coalition for the Homeless, Chicago, Illinois: \$150,000 in support of its Day Labor Project, which seeks to improve wages and working conditions for the growing numbers of homeless individuals in Chicago who work as temporary day laborers.

Chicago Jobs Council, Chicago, Illinois: \$150,000 for general support for its work ensuring access to employment and career advancement for low-skilled people.

Citizens Budget Commission, New York, New York: \$20,000 in general support of its mission to encourage sustainable fiscal policies and processes in New York City and New York State.

Citizens Union Foundation, New York, New York: \$75,000 toward the costs of the "Community Gazette," a website that connects New York City residents with salient information about their neighborhoods and engages them in debates about community-based planning.

City Project, New York, New York: \$30,000 in general support of its mission to ensure that New York City's fiscal policies are grounded in principles of fairness and transparency and designed to serve the city's low-income residents.

Coalition for Humane Immigrant Rights of Los Angeles, Los Angeles, California: \$100,000 toward the costs of its National Day Laborer Organizing Network project, a coalition of community-based organizations whose aim is to improve the lives and working conditions of day laborers in the United States.

Community Voices Heard, New York, New York: \$80,000 in general support of its mission to improve the lives of low-income New Yorkers through public education, leadership development and advocacy.

Economic Policy Institute, Washington, D.C.: \$300,000 in support of research and analysis on the living standards of low-income working people in America and for general support of economic research and policy analysis.

Foundation-administered project: \$100,000 toward the costs of program-related meetings and related activities that inform Working Communities grantees and/or policymakers about strategies for improving how workforce development systems meet the needs of low-skilled jobseekers and the working poor.

Fund for the City of New York, New York, New York: \$120,000 in support of its project, the New York City Employment and Training Coalition, for increasing the availability of high-quality employment and training to low-income New Yorkers.

George Washington University, Washington, D.C.: \$30,000 for use by its George Washington Institute of Public Policy toward the costs of research and an expert seminar comparing state accountability measures for United States labor and welfare policies with current European approaches.

Institute for Public Policy Research, London, England: \$56,148 toward the costs of a conference, to be held at the Bellagio Study and Conference Center, Italy, that brings together academics and policymakers from Europe, Australia and the United States to discuss the challenges of designing and implementing policies that benefit the broad public and the poor.

Institute of Development Studies, Brighton, England: \$12,034 toward the costs of a session on global value chains to be held at the Cancun Trade and Development Symposium, in Cancun, Mexico, September 2003.

Jobs with Justice Education Fund, Washington, D.C.: \$75,000 to help strengthen its Chicago-area coalition in order to increase its effectiveness in improving the living conditions of low-income workers in Chicago.

National Center on Poverty Law, Chicago, Illinois: \$100,000 in general support of its mission to provide national leadership in identifying, developing and supporting creative and collaborative approaches to achieving social and economic justice for low-income workers.

National Employment Law Project, New York, New York: \$335,000 in support of its New York Unemployment Project, which uses grassroots public education and advocacy to improve New York's safety-net programs for the unemployed, and for its coordination and support of public education efforts at the state level about the federal Unemployment Insurance program.

National Women's Law Center, Washington, D.C.: \$75,000 for general support of its work to promote public policies that improve the well-being of women and girls in the United States.

New York Jobs with Justice, New York, New York: \$300,000 toward the costs of three projects being undertaken by its city-wide labor, community, religious and student coalition to promote worker rights and more accountable, equitable economic development in New York City.

Strategic Concepts in Organizing and Policy Education, Los Angeles, California: \$100,000 in general support of its mission to improve job training and placement models, encourage job creation and access strategies that benefit low-income communities and increase the participation and effective representation of low-income groups in local decision-making in Los Angeles.

Tides Center, San Francisco, California: \$250,000 for support of its Women in Informal Employment Globalizing and Organizing project, a global network of activists, researchers and international development officials dedicated to improving the status of low-income women in the informal sector through research and public policy advocacy.

University of Texas at Austin, Austin, Texas: \$70,000 for use by its Lyndon B. Johnson School of Public Affairs' Ray Marshall Center for the Study of Human Resources toward the costs of a project aiming to improve state workforce systems in effectively meeting the needs of the working poor.

Urban Institute, Washington, D.C.: \$30,000 in support of its project, the Reentry Roundtable, toward a meeting to explore the relationship between work, crime reduction and the successful reintegration of inmates after their release from prison.

WORKFORCE DEMONSTRATION

Foundation-administered project: \$49,994 toward publication costs and dissemination activities for Stories of Work, a monograph on the Foundation's employment and workforce development initiatives.

Manpower Demonstration Research Corporation, New York, New York: \$250,000 in support of its national Work Advancement and Support Center demonstration project, which seeks to improve the income and rates of sustained employment among low-wage workers.

New York Community Trust, New York, New York: \$25,000 in support of its project, the New York City Workforce Development Funders Group, to promote the Financial Management Training Initiative for employment service providers serving low-income youth and adults.

Next Generation Leadership

Foundation-administered project: \$303,000 for the costs of the Next Generation Leadership program and its alumni gatherings.

Other

Public Interest Projects, New York, New York: \$1,680,000 in support of its project, the Funders' Collaborative for Racial Justice Innovation, to promote collective efforts by lawyers and local community-based organizations that are using legal tools to improve resource equity and policy outcomes for racially and ethnically marginalized communities.

Setting a More Equitable Public Agenda

POLICY ANALYSIS AND ADVOCACY

American Civil Liberties Union Foundation, New York, New York: \$150,000 for general support.

Asian Pacific American Legal Center of Southern California, Los Angeles, California: \$275,000 for general support of its mission to provide multilingual, culturally sensitive legal services, education and civil rights support to southern California's growing Asian Pacific American population.

William C. Velasquez Institute, Los Angeles, California: \$50,000 toward continued support of a longitudinal analysis of U.S. Census data over the last 30 years to provide a comprehensive profile of the social mobility of Latinos in the U.S., and to examine whether there is ongoing need within U.S. Latino communities for Voting Rights Act protections to ensure meaningful democratic participation by Latino groups.

RACE, POLICY AND DEMOCRACY

Asian-American/Pacific Islanders in Philanthropy, San Francisco, California: \$100,000 toward the costs of research and convenings to explore the dimensions of the social exclusion of poor Asian-American women in metropolitan regions of the United States.

Beloved Community Center, Greensboro, North Carolina: \$300,000 for general support of its efforts to stimulate productive ongoing public discussion about addressing issues of racial exclusion in Greensboro, North Carolina.

Foundation-administered project: \$162,500 for support of production costs of a reflective documentation of lessons learned in the five Race, Policy and Democracy sites.

Harvard University, Cambridge, Massachusetts: \$100,000 toward operating costs of the John F. Kennedy School of Government's Harvard Project on American-Indian Economic Development and the Project's awards program honoring contributions in the governance of American Indian Nations.

Independent Press Association, San Francisco, California: \$100,000 in support of its project, Independent Press Association - New York, toward a series of editorial workshops and meetings designed to share information and resources among its members that will strengthen their ability to cover issues of social exclusion in metropolitan regions.

Leadership Conference on Civil Rights Education Fund, Inc., Washington, D.C.: \$100,000 for general support to conduct research and educate the public about racial and social disparities in federal civil rights enforcement and social and economic policy.

Massachusetts Institute of Technology, Cambridge, Massachusetts: \$175,000 for use by its Center for Reflective Community Practice toward general support of its mission to build democracy by focusing on the relationship between reflective practice, community development, social change and technology.

National Center for Black Philanthropy, Inc., Washington, D.C.: \$10,000 in support of a Black Philanthropy Dialogue among five key organizations in the field to assess the current state of philanthropy by and toward the African American community and to develop strategies to increase and strengthen this area of philanthropy.

Tides Foundation, San Francisco, California: \$50,000 toward the costs of maintaining public education and litigation clearinghouses on issues around criminal justice.

University of Texas Law School Foundation, Austin, Texas: \$100,000 for use by its Texas LEADS project, in continued support of its programs to develop equitable educational opportunities for Texas students.



2003 GRANTS

Working Communities



■ Global Inclusion

Building Support for Global and Regional Policies to Benefit the Poor

■ GLOBAL PLANT BIOTECHNOLOGY DIALOGUES (A joint program with Food Security)

Advocates Coalition for Development and Environment, Kampala, Uganda: \$138,000 toward the costs of a project to increase understanding and promote dialogues among scientists, policymakers and civil society on appropriate biotechnology and biosafety policies for eastern and Central Africa.

Bread for the World Institute, Washington, D.C.: \$150,000 toward the costs of a project to disseminate its views on biotechnology as part of a larger effort to strengthen U.S. support for African food security.

Center for Science in the Public Interest, Washington, D.C.: \$150,000 toward the costs of a project to inform the international debate around scientific and regulatory issues related to biotechnology, and to put forward a balanced perspective on biotechnology in that debate.

Forum for Agricultural Research in Africa, Accra, Ghana: \$100,000 toward the costs of its African biosafety initiative to accelerate and improve the development and implementation of biosafety systems in sub-Saharan Africa.

Georgetown University, Washington, D.C.: \$175,000 toward the costs of a project to develop a framework for public/private partnerships to bring sustainable agricultural technology to the developing world.

International Center for Tropical Agriculture, Cali, Colombia: \$30,000 toward the costs of a workshop on models of food safety assessment of transgenic crops, to be held in Washington, D.C., May 2003.

International Institute of Tropical Agriculture, Ibadan, Nigeria: \$73,500 for the costs of a workshop to assist the Government of Nigeria to build its capacity to regulate the development, introduction, testing and release of agricultural products resulting from genetic engineering.

■ LOWERING POLICY BARRIERS TO KNOWLEDGE AND INNOVATION FOR THE POOR

Center for Global Development, Washington, D.C.: \$400,000 toward the costs of researching and publishing second and third editions of the Commitment to Development Index, a tool for rating the impact of economic and social policies of rich countries' governments on the development of poor countries.

Foundation-administered project: \$150,000 toward the costs of an exploration on trade liberalization and its impacts on poor farmers.

German Marshall Fund of the United States, Washington, D.C.: \$150,000 for use by its Transatlantic Center toward the costs of a Fellowship on Global Development Issues to explore how the United States and the European Union can work together to reform their trade and development aid policies in order to reduce the disparity in living standards between rich and poor nations.

German Marshall Fund of the United States, Washington, D.C.: \$450,000 to promote understanding, partnerships and policies between the European Union and the United States on food, trade and development, particularly as they relate to Africa.

International Centre for Trade and Sustainable Development, Geneva, Switzerland: \$25,000 toward the costs of its Cancun Trade and Development Symposium on issues related to trade and development policy and how they affect the developing world, held in conjunction with the Fifth Ministerial Conference of the World Trade Organization in Cancun, Mexico, September 2003.

International Institute for Environment and Development, London, England: \$20,000 toward the costs of organizing the conference, Millennium Development Goals and Local Development Processes: Hitting the Targets or Missing the Point?, to be held in London, England, November 2003.

New York University, New York, New York: \$100,000 for use by its Center on International Cooperation toward the costs of a project to examine new multilateral approaches, such as public/private partnerships, to solving global problems.

Nuffield Foundation, London, England: \$40,000 for use by its Nuffield Council on Bioethics toward the costs of a workshop on the ethics of research related to health care in developing countries, to be held in Cape Town, South Africa, February 2004.

Jennifer Washburn, Brooklyn, New York: \$20,000 to complete a book on the privatization of the university and its impact on academic freedom and scientific inquiry.

■ PROMOTING MORE EQUITABLE INTELLECTUAL PROPERTY POLICIES

(A joint program with Creativity & Culture, Food Security and Health Equity)

Center for International Environmental Law, Washington, D.C.: \$450,000 toward the costs of a joint project with the South Centre to assist developing countries to bring their concerns to, and participate in, international policy discussions on intellectual property.

Duke University, Durham, North Carolina: \$50,000 toward the costs of a conference entitled, International Public Goods, the Public Domain, and the Transfer of Technology after TRIPS, to be held April 2003.

First Nations Development Institute, Fredericksburg, Virginia: \$30,000 toward the costs of its project, the International Funders for Indigenous Peoples, whose mission is to increase the effectiveness of grantmaking to benefit indigenous communities.

International Centre for Trade and Sustainable Development, Geneva, Switzerland: \$605,000 toward the costs of advancing a development perspective in intellectual property policy discussions through research, dialogue and outreach activities.

International Centre for Trade and Sustainable Development, Geneva, Switzerland: \$66,400 toward the costs of a conference on strengthening developing-country leadership on intellectual property policy, one in a series of Frati global dialogues on intellectual property at the Bellagio Study and Conference Center, Italy, September 2003.

Resources for the Future, Washington, D.C.: \$49,594 toward the costs of a series of initiatives to communicate the results of its research on American patent policy, biotechnology and African agriculture.

South Centre, Geneva, Switzerland: \$625,000 toward the costs of its joint project with the Center for International Environmental Law to assist developing countries to bring their concerns to, and participate in, international policy discussions on intellectual property.

South Centre, Geneva, Switzerland: \$500,000 toward the costs of a project designed to increase the capacity of developing countries to think strategically about intellectual property policy and development and to provide guidance for the operationalization of a development-friendly intellectual property system.

United Nations University, Tokyo, Japan: \$490,000 for use by its Institute of Advanced Studies toward the costs of its project, Call of the Earth, an indigenous peoples' initiative on intellectual property policies in relation to indigenous communities.

Informing Approaches to Reducing Conflict

Centre UNESCO de Catalunya, Barcelona, Spain: \$25,000 toward the costs of a conference to examine ways of ensuring full implementation of self-rule arrangements as a contribution to the prevention and resolution of intrastate conflict.

Foundation-administered project: \$75,000 for a series of meetings and consultations to advise Global Inclusion's Initiative in Peace and Security on ways to assist the United Nations system and regional organizations in becoming more informed about reducing conflict.

Human Rights Internet, Ontario, Canada: \$350,000 toward the costs of a joint project with the International Centre of Ethnic Studies, Sri Lanka, to establish a mechanism that aims to prevent inter-ethnic conflict through quiet diplomacy.

International Crisis Group, Washington, D.C.: \$100,000 for a project to develop the capacity of local analysts in Central Africa to analyze conflicts and to bring them to the United Nations to deepen its understanding of how to prevent conflicts in Central Africa.

International Peace Academy, New York, New York: \$200,000 toward the costs of two projects: (1) Conflict Management in Africa and (2) Strengthening the Security and Development Nexus, and for core support.

Ploughshares Fund, San Francisco, California: \$25,000 toward the costs of the Peace and Security Funders Group, an affinity group of foundations and peace and security funders.

Social Science Research Council, New York, New York: \$75,000 toward the costs of a joint project with the United Nations to strengthen that institution's strategic analysis capacities in the area of peace and security.

United Nations Association of the United States of America, New York, New York: \$50,000 toward the costs of two programs: (1) The Partnership on Peace-Building and the Rule of Law, to address rule-of-law challenges in post-conflict societies and (2) Access Discussions, to bring together United Nations and foreign officials with U.S. government officials to discuss global issues.

Making Transnational Flows

Work for the Poor

■ INCREASING PHILANTHROPY'S COMMITMENT TO GLOBAL EQUITY

Acumen Fund, New York, New York: \$2,800,000 for general support of its mission to link new philanthropists to investment strategies that seek solutions to global problems that will ultimately help to improve the lives and livelihoods of poor and excluded people.

Foundation-administered project: \$350,000 for costs associated with The Philanthropy Workshop and The Philanthropy Workshop/West, a collaborative program of the Hewlett, TOSA and Rockefeller foundations

Institute for Philanthropy, London, England, \$12,500 to identify and recruit high net worth individuals in the United Kingdom for The Philanthropy Workshop and to design and organize a module, to be held in London, England, April 2004.

World Affairs Council of Northern California, San Francisco, California: \$50,000 for use by its Global Philanthropy Forum toward the costs of its third annual Conference on Borderless Giving, to be held in Menlo Park, California, March 2004.

Other

Boston University, Boston, Massachusetts: \$100,000 for use by its African Presidential Archives and Research Center toward the costs of three programs: 1) the African Presidential Roundtable, an annual summit of former African heads of state; 2) the Balfour President-in-Residence project; and 3) the African Leaders' State of Africa Report. (Joint with Africa Regional Program)




Columbia University, New York, New York: \$350,000 toward the costs of its Earth Institute's project, Managing Climate Variability to Improve Livelihoods in South and South East Asia: Methods, Tools and Policies.

Leadership for Environment and Development International, Inc., London, England: \$5,000,000 for general support as the organization makes a transition to a new mission and financial independence.

Royal Institute of International Affairs, London, England: \$20,000 to support the launch of the United States Study Group, a project aimed at increasing Europeans' understanding of the factors influencing U.S. foreign policy.

United Nations Development Programme, New York, New York: \$100,000 toward the costs of its Human Development Report 2004, whose theme is Building Inclusive Societies: Managing Diversity.

United Nations, New York, New York: \$100,000 toward the costs associated with the Secretary General's blue-ribbon panel constituted to assess the U.N.'s relations with civil society organizations and recommend improvements for the future.





■ Regional Programs

■ Africa Regional Program

Human Capacity Building

■ AFRICA UNIVERSITY INITIATIVE

Foundation Partnership

African Economic Research Consortium, Nairobi, Kenya: \$250,000 toward the costs of an Africa-based collaborative Ph.D. program to strengthen teaching and research capacity on the continent.

Association of African Universities, Accra-North, Ghana: \$134,500 toward the costs of its project to develop a database of African theses and dissertations.

Association of African Universities, Accra-North, Ghana: \$65,000 toward the costs of its restructuring and revitalization.

Foundation-administered project: \$206,500 toward the costs of meetings, seminars, publications, communications, evaluations and consultancies associated with the activities of the Foundation Partnership for Higher Education in Africa.

Makerere University, Kampala, Uganda: \$62,915 toward the costs of documenting the institution's transformation, 1990 to 2003.

National Council for Higher Education, Kampala, Uganda: \$214,250 toward the costs of its project to develop the capacity of its members to effectively regulate the Uganda higher education system and to conduct a detailed mapping of tertiary institutions in Uganda.

University for Development Studies, Tamale, Ghana: \$79,750 toward the costs of first priority activities to develop its institutional capacity.

Uganda Program

Makerere University, Kampala, Uganda: \$2,000,000 toward the costs of its revitalization as an institution that can nourish Uganda's social, political, and economic transformation in the 21st century and address the human capacity and research needs of decentralization.

■ QUALITY EDUCATION FOR SOCIAL TRANSFORMATION

Egerton University, Njoro, Kenya: \$203,000 for a planning grant to integrate the results of projects on improving English literacy proficiency and on sexual maturation into teacher education and primary schools in Kenya.

Egerton University, Njoro, Kenya: \$50,000 toward the costs of its reading tent project to promote reading in Njoro, Kenya, and to involve communities in project activities.

Forum for African Women Educationalists, Ghana Chapter, Accra, Ghana: \$182,907 for a project to train adolescent girls as peer educators and counselors on issues related to sexual maturation.

Forum for African Women Educationalists, Ghana Chapter, Accra, Ghana: \$25,000 for general support.

Forum for African Women Educationalists, Nairobi, Kenya: \$2,760,000 as final general support of its mission to increase access to schooling for poor and marginalized girls.

Forum for African Women Educationalists, Uganda Chapter, Kampala, Uganda: \$25,000 for general support.

Foundation-administered project: \$255,000 for administrative expenses of the Quality Education for Social Transformation program.

Makerere University, Kampala, Uganda: \$158,872 for the costs of a study to examine current practices for, and to make recommendations for interventions to improve, literacy development in primary schools in Uganda.

Makerere University, Kampala, Uganda: \$279,652 for a planning grant to integrate the tools and results from its literacy norms and sexual maturation projects into interventions for the Uganda teacher and primary education systems.

Makerere University, Kampala, Uganda: \$78,000 for use by its Faculty of Technology toward the costs of developing a prototype machine to produce sanitary pads that are affordable to poor school girls.

Ministry of Finance, Planning and Economic Development, Uganda, Kampala, Uganda: \$40,897 for use by its Population Secretariat for activities designed to build national consensus in support of policy development and community action for a sustainable school feeding program in Uganda.

National Book Development Council of Kenya, Nairobi, Kenya: \$50,000 toward the costs of its project to enhance literacy skills among school children in Kenya.

National Book Trust of Uganda, Kampala, Uganda: \$25,797 to enable the participation of 50 Ugandan teachers in the Third Pan-African Conference on Reading for All and in a pre-conference workshop, and toward the general costs of the Conference, to be held in Kampala, Uganda, August 2003.

Uganda Rural Development and Training Programme, Kampala, Uganda: \$275,267 toward the costs of its project on education and communication for social transformation - an approach to poverty eradication and women's empowerment in Kibaale District, Uganda.

United Nations Educational, Scientific and Cultural Organization, Paris, France: \$160,000 for use by its International Institute for Educational Planning toward the costs of the activities of the Association for the Development of Education in Africa, in particular for its working groups on education statistics, on finance and education, on books and learning materials and on early childhood development.

University of Cape Town, Cape Town, South Africa: \$198,000 toward the costs of its African Gender Institute's associates program to strengthen resources for gender equity.

University of Zimbabwe, Harare, Zimbabwe: \$69,437 for a planning grant to integrate the implementation of its projects on improving English literacy proficiency and the management of sexual maturation into teacher education and primary school curricula in Zimbabwe.

Zimbabwe Book Development Council, Harare, Zimbabwe: \$58,200 toward the costs of its project to promote in Zimbabwe the habit and practice of reading from early childhood.

Information for Development

(A joint program with Food Security and Health Equity)

African Medical and Research Foundation, Nairobi, Kenya: \$98,240 toward the costs of developing a health information management system in Kenya.

African Population and Health Research Centre, Nairobi, Kenya: \$380,907 toward the costs of its project to provide the evidence base for effective interventions to improve the well-being of the urban poor in sub-Saharan Africa.

Aga Khan Foundation U.S.A., Washington, D.C.: \$337,615 toward the costs of a project to facilitate the development and implementation, in four districts of Coast Province, Kenya, of a reliable and efficient health management information system that has the potential of being adopted as a prototype for the whole country.

Economic Policy Research Centre, Kampala, Uganda: \$35,700 toward the costs of meetings, to be conducted in collaboration with the Ministry of Local Government, to assess the roll-out of the local government information communication system in Uganda.

Foundation-administered project: \$200,000 for administrative expenses of the Information for Development program.

INDEPTH Network, Accra, Ghana: \$45,100 toward the costs of developing a demographic surveillance system manual for use by resource-constrained countries to gain a better understanding of population dynamics.

International Livestock Research Institute, Nairobi, Kenya: \$252,000 for a project to utilize the Kenyan poverty mapping results to explore interactions between poverty and natural resource management.

International Livestock Research Institute, Nairobi, Kenya: \$35,000 toward the costs of producing the Poverty Atlas, a technical report on poverty mapping analysis in Kenya.

Ministry of Health, Ghana, Accra, Ghana: \$8,855 for the costs of a meeting to discuss how to devise and implement an innovative, efficient and sustainable demographic surveillance system in Ghana.

National Agricultural Research Organisation, Entebbe, Uganda: \$74,159 toward the costs of creating a data management system for its National Banana Research Programme in Uganda.

Sokoine University of Agriculture, Morogoro, Tanzania: \$298,649 toward the costs of its project to generate information for food and nutrition planning and policymaking in Tanzania.

Tropical Institute of Community Health and Development in Africa, Kisumu, Kenya: \$79,332 toward the costs of a research project to identify, assess and develop an improved and sustainable community-based health management information system in Kenya.

University of Natal, Durban, South Africa: \$8,275 to enable five Kenyan statisticians to attend the International Biometrics Society Conference and a pre-conference course, Enhanced Sampling and Messy Data Analysis for Biometricians, to be held in Durban, July 2003.

University of Ouagadougou, Ouagadougou, Burkina Faso: \$367,870 for use by its Research and Training Unit in Demography toward the costs of its project to improve the evidence-base for interventions to address education and health inequities in Ouagadougou.

University of Pennsylvania, Philadelphia, Pennsylvania: \$27,344 for use by its African Census Analysis Project toward the costs of a meeting to discuss how Ugandan census data can best be used in district planning, to be held in Kampala, Uganda, August 2003.

University of the Western Cape, Bellville, South Africa: \$321,500 for use by its School of Public Health toward the costs of developing an integrated health information system and an equity resource allocation tool that will be sustainable and assist in improving health services in sub-Saharan Africa.

Explorations

The AIDS Support Organisation, Kampala, Uganda: \$134,480 toward the costs of developing a database on country-wide care and support services for people living with AIDS and of increasing the capacity of its drama group members to provide AIDS education to Ugandans.

HelpAge International, London, England: \$35,766 toward the costs of a project to address the health and nutritional needs of older people in Uganda.

Ipas, Chapel Hill, North Carolina: \$99,500 for use by its Africa regional office to address unsafe abortion in Africa through evidence-based policy and practice.

North America Regional Program

North American

Transnational Communities

(A joint program with Creativity & Culture, Global Inclusion and Working Communities)

LOCAL MODELS/PILOT PROJECTS

American Friends Service Committee, Philadelphia, Pennsylvania: \$100,000 for use by its Pan Valley Institute toward the costs of the Tamejavi Cultural Exchange Project, a series of regional cultural exchanges, training sessions and creative productions to deepen understanding about civic participation among immigrants in California's Central Valley.

Binational Center for the Development of Oaxacan Indigenous Communities, Fresno, California: \$41,525 for the costs of a series of strategic planning workshops to strengthen its Binational Oaxacan Indigenous Front - a coalition of organizations, communities and individuals of indigenous origin from Oaxaca working to assist transnational Oaxacan communities in Mexico and the United States.

Boca de Polen, Chiapas, Mexico: \$10,500 toward the costs of an educational kit about the links among international trade, sustainable agriculture, local knowledge and migration, to be distributed to indigenous and peasants' organizations in Mexico and Central America.

Center for Immigrant Democracy, Chicago, Illinois: \$40,000 in general support of its mission to educate, mobilize and encourage the full civic participation of immigrants in the United States.

El Rescate, Los Angeles, California: \$51,000 to conduct case-study evaluations of three Home Town Association-financed local development projects in El Salvador.

Federación de Clubes Zacatecanos del Sur de California / Zacatecan Federation of Southern California, Los Angeles, California: \$214,610 toward the costs of building its capacity to promote and sustain strategic philanthropic investment in the state of Zacatecas, Mexico.

Heartland Alliance, Chicago, Illinois: \$170,000 for use by its project, Enlaces America, toward the costs of the project, Hometown Associations as Grassroots Philanthropists and Social Investors - Building Knowledge and Building Capacity for Building Capital.

Immigrant Workers Citizenship Project, Washington, D.C.: \$25,000 in general support of its mission to help new immigrants fully participate in American life.

SubCine, New York, New York: \$55,750 for a series of film screenings at community forums in which its documentary on collective remittances will be used to build bridges between hometown associations and other established community organizations in the United States.

Tides Foundation, San Francisco, California: \$168,555 for use by its project, the Los Angeles Immigrant Funders' Collaborative, for the costs of a project to develop a new model for the joint investment in Mexico of collective remittances from Mexican hometown associations in the United States.

Unite for Dignity, Miami, Florida: \$75,000 in general support of its mission to develop the leadership skills of immigrant women from the Caribbean and Latin America in communities in southern Florida.

POLICIES, INSTITUTIONS AND SCENARIOS

Centro de Investigación y Docencia Económicas, Mexico City, Mexico: \$50,000 toward the costs of a research project to assess the impacts of Mexico's Human Development Program, Oportunidades, on poverty and migration in Mexico.



Coalition for Women's Economic Development and Global Equality, Washington, D.C.: \$150,000 toward the costs of two case studies of the impacts of regional economic integration on the poor, especially women, in Mexico and the Caribbean.

Institute for Policy Studies, Washington, D.C.: \$75,000 toward the costs of a research project to study the applicability to the North American transnational community of lessons learned from the economic integration process of the European Union.

Northern California Grantmakers, San Francisco, California: \$25,000 to support the costs of publishing and disseminating a report on immigrant workers, "Newcomers in the American Workplace: Improving Employment Outcomes for Low-Wage Immigrants and Refugees."

Popular Education Research Group, Ontario, Canada: \$62,075 in support of its project, the Maquila Solidarity Network, which aims to ensure that civil society groups from Mexico and Central America have the information and resources to actively participate in shaping North-South initiatives to monitor labor violations and protect workers.

Tufts University, Medford, Massachusetts: \$99,342 toward the costs of a project to assess the social and environmental impacts of regional integration policies in the North American region by an analysis of the corn sector and the quality of foreign direct investments in Mexico.



University of California, Los Angeles, Los Angeles, California: \$150,205 for use by its Center for the Study of Urban Policy toward the costs of a research study that will survey day laborers in a number of cities across the U.S. in order to better understand their associational affiliations, work histories, remittance and consumption patterns, and conditions of work.

■ UNDERSTANDING TRANSNATIONALISM

Autonomous Metropolitan University, Iztapalapa, Iztapalapa, Mexico: \$95,900 toward the costs of research to analyze the links between social exclusion and citizenship in transnational communities in Mexico and the United States.

Autonomous University of Zacatecas, Zacatecas, Mexico: \$30,000 toward the costs of a research project to describe and analyze the characteristics and impact of migration between the state of Zacatecas and the United States.

Center for Research and Advanced Studies in Social Anthropology, Mexico City, Mexico: \$8,520 toward the costs of research to analyze the role of women within the Binational Indigenous Oaxacan Front, an emerging transnational organization.

Center for Strategic and International Studies, Washington, D.C.: \$20,000 toward the costs of a book on the accomplishments and shortcomings of the North America Free Trade Agreement during its first ten years, and on ways to strengthen the North American community in the future.

Center of Border Studies and Promotion of Human Rights, Tamaulipas, Mexico: \$15,000 toward the costs of a documentary on migration between Mexico and the United States.

El Colegio de la Frontera Norte, Tijuana, Mexico: \$6,300 for the costs of research to analyze the role of Mexican women of indigenous origin in the transnational communities of the Guerrero-Los Angeles circuit.

Georgetown University, Washington, D.C.: \$106,260 for use by its Institute for the Study of International Migration for the costs of its research project on transnationalism and its impacts on development in Central America and the Caribbean.

Harvard University, Cambridge, Massachusetts: \$250,000 for use by its School of Public Health's Project on Global Working Families toward the costs of a research study on the health and welfare of families with children living in Mexico and one parent living in the United States.

Harvard University, Cambridge, Massachusetts: \$103,425 for use by its Hauser Center for Non-profit Organizations toward the costs of a workshop that will inform a book about transnational processes, forms and practices and their relationship to globalization, to be held in Cambridge, Massachusetts, fall 2004.

Mexico-North Research Network, San Antonio, Texas: \$50,000 toward the costs of a fellowship program to promote research on the multiple dimensions of transnational communities within the U.S.-Mexico context.

Petate Productions, Los Angeles, California: \$34,000 toward the costs of a documentary on the experiences of two indigenous migrant groups from Oaxaca - the Mixtecos and Chatinos - in the United States.

Second Generation Media, New York, New York: \$19,800 toward the costs of a documentary on the origin and evolution of a hometown association in New York of migrants from the state of Puebla in Mexico.

Stanford University, Stanford, California: \$33,492 for the costs of a research project on the dynamic relationship between migration and inequality in Mexico and their impact on prospects for the growth of Mexico.

Universidad Iberoamericana, Plantel Golfo Centro, Puebla, Mexico: \$5,000 toward the costs of translating into Spanish and disseminating the book, "Immigrants and Schooling: Mexicans in New York."

University of Texas at San Antonio, San Antonio, Texas: \$100,000 for use by its Division of Bicultural Bilingual Studies toward the costs of the second year of a research study of transnational U.S.-born Mexican-Americans in San Antonio.

York University, Toronto, Canada: \$10,000 for use by its Centre for Research on Latin America and the Caribbean toward the costs of follow-up activities to expand the impact of its international conference, International Migration in the Americas: Emerging Issues, held in Toronto, Canada, September 2003.

■ Southeast Asia Regional Program

■ LEARNING ACROSS BOUNDARIES IN THE GREATER MEKONG SUB-REGION

Asian Migrant Centre, Kowloon, Hong Kong, China: \$297,103 to continue support for the monitoring and analysis of migration issues, needs, responses and strategies in the Greater Mekong Sub-region, and to strengthen the newly established Mekong Migration network.

Cambodia Development Resource Institute, Phnom Penh, Cambodia: \$250,000 to enhance the study of emerging regional trends in the Greater Mekong Sub-region through support of research collaboration among institutions in Cambodia, Lao PDR, Thailand and Vietnam.

Chiang Mai University, Chiang Mai, Thailand: \$18,500 for use by its Regional Center for Social Science and Sustainable Development to add Vietnam to an ongoing experimental exchange program for graduate and postgraduate students and scholars in the Greater Mekong Sub-region to study the civilization and culture of the Mon and Mon-Khmer people of the region.

Chiang Mai University, Chiang Mai, Thailand: \$87,655 for use by its Social Research Institute toward the costs of a comparative study on the impact of globalization, regionalization and nationalism on the culture and social systems of selected ethnic groups in the Greater Mekong Sub-region.

Chulalongkorn University, Bangkok, Thailand: \$234,408 for use by its Faculty of Arts to launch a fellowship program, Weaving the Mekong into Southeast Asia, thus enabling eight students from Greater Mekong countries to participate in its newly established master's degree program in Southeast Asian Studies.

Dararith Kim-Yeat, Vaison la Romaine, France: \$30,000 to undertake research on the relationship between human rights, labor and international trade laws in the context of economic integration in the Greater Mekong Sub-region.

EMPOWER Foundation, Nonthaburi, Thailand: \$18,900 for use by its Concrete House to support participation by Greater Mekong and ASEAN artists in "Asiatopia 5," a performance arts festival to be held in Thailand, November 10-23, 2003.

Foundation-administered project: \$100,000 toward the costs of further enhancing the conceptual development of the Southeast Asia Regional Program's Learning Across Boundaries Area of Work through better integration of the notion of identity boundaries with that of geopolitical boundaries.

Fund for Reconciliation and Development, New York, New York: \$100,000 in support of its work to promote cooperation and understanding between the United States and Cambodia, Lao PDR and Vietnam.

Hue University, Hue City, Vietnam: \$60,000 for use by its College of Arts to support Mekong and ASEAN sculptors to participate in the Fourth International Sculpture Symposium, to be held in Hue, Vietnam, May 1-June 15, 2004.

National Center for Social Sciences and Humanities of Vietnam, Hanoi, Vietnam: \$25,205 to support participation of scholars, social activists and government officials in a regional conference on cooperation among countries in the Greater Mekong Sub-region entitled, Challenges and Opportunities in the Context of New Changes in Asia-Pacific, to be held in Hanoi, Vietnam.

Siam Society Under Royal Patronage, Bangkok, Thailand: \$50,000 to support a series of cultural performances by ethnic groups from Mekong countries now residing in Thailand, thus promoting understanding of the close linkages among the various ethnic identities in the region.

Top Production House, Vientiane, Lao PDR: \$95,890 toward the production costs of "Growing-up on the Mekong," a series of television episodes to inform Lao youth about emerging socio-cultural trends in the Greater Mekong Sub-region.

Vietnam Museum of Ethnology, Hanoi, Vietnam: \$135,000 to continue support for a cross-border capacity-building initiative among museums and cultural institutions in Yunnan (China), Lao PDR, Thailand and Vietnam that will culminate in a collaborative travel exhibit entitled, "Thai Textiles in the Greater Mekong Sub-region: Change and Continuation."

Yunnan Nationalities University, Yunnan, China: \$54,478 toward the costs of a comparative study of the impact of globalization, regionalization and nationalism on the culture and social systems of selected ethnic groups in the Greater Mekong Sub-region.

■ CROSS-BORDER HEALTH IN THE GREATER MEKONG SUB-REGION

(A joint program with Health Equity)

AIDS ACCESS Foundation, Bangkok, Thailand: \$100,000 to develop and deliver a regional training institute addressing the prevention, care and support needs of people living with HIV/AIDS in the Greater Mekong Sub-region.

AIDS Network Development Foundation, Chiang Mai, Thailand: \$212,836 for use by its Khon Kaen branch to develop and test HIV prevention intervention models for migrants from Lao PDR living in border provinces.

Hanoi Medical University, Hanoi, Vietnam: \$100,000 for use by its Community Health Research Unit to undertake, in relation to HIV and STI transmission, a comprehensive socio-medical impact analysis of transnational infrastructural development and resulting increased mobility across Greater Mekong countries.

International Organization for Migration, Geneva, Switzerland: \$55,000 for use by its Regional Mission, Bangkok, Thailand, to strengthen disease control measures and increase access to HIV/AIDS prevention and TB control among detained migrants in the Thai Immigration Detention Center.

Kunming Medical College, Kunming, China: \$75,860 to develop an intervention model that strengthens health system capacity and community resilience to cope with health problems, primarily HIV/AIDS, and other impacts of regional roadway construction in the Greater Mekong Sub-region.

National University of Laos, Vientiane, Lao PDR: \$48,180 for use by its Faculty of Medical Sciences in collaboration with leading public health institutions in Thailand and Vietnam to develop a community-based curriculum for the first-ever Master's of Public Health program to be undertaken in Lao PDR.

Pattanakorn Foundation, Chachoengsao, Thailand: \$99,700 to develop experimental models to improve the health of marginalized cross-border ethnic communities in Kan-cha-naburi, Thailand.

Population and Community Development Association, Bangkok, Thailand: \$56,575 for use by its Community Program Committee to plan community programs to ensure greater relevance to, and participation by, Greater Mekong Sub-region communities in the 15th International AIDS Conference to be held in Bangkok, Thailand in 2004.

Raks Thai Foundation, Bangkok, Thailand: \$249,710 to strengthen capacity in HIV/AIDS, sexual health and gender advocacy and programming among organizations working with migrants in the Greater Mekong Sub-region.

STDs/HIV/AIDS Prevention Center, Hanoi, Vietnam: \$120,000 in support of its project to reduce the vulnerability and strengthen the health and social support systems of ethnic minority communities in the Vietnam-Lao PDR border area, especially in relation to HIV/AIDS.

■ MEKONG UPLAND COMMUNITIES IN TRANSITION

(A joint program with Food Security)

CARE Australia, Canberra, Australia: \$31,360 for use by its CARE in Myanmar project to map the food security situation in Myanmar through a review and analysis of relevant NGO experiences.

Center for Community Development Studies, Yunnan, China: \$71,100 toward the costs of a project aimed at building the capacity of trans-boundary upland poor communities of China, Lao PDR and Vietnam to improve their livelihood security by promoting market access and strengthening their marketing capability.

Centre for Research and Development of Ethnomedicinal Plants, Hanoi, Vietnam: \$32,540 to support a feasibility study on strategies to increase incomes through marketing of indigenous plant resources among the Dao upland communities in northern Vietnam.

Foundation-administered project: \$50,000 toward the costs of exploring development by the Foundation's Southeast Asia Regional Program and its Food Security Theme of an integrated course of action for the Foundation in the Greater Mekong Sub-region of Southeast Asia.

Hanoi Agricultural University, Hanoi, Vietnam: \$45,020 in support of its efforts to foster a collaborative process among Vietnamese institutions and enhance their research and training capacity in sustainable agricultural development and natural resource management in the upland communities.

Hanoi Agricultural University, Hanoi, Vietnam: \$88,000 to assist organizations in Lao PDR and Vietnam in carrying out trans-bordered watershed management planning.

Hue University of Agriculture and Forestry, Hue City, Vietnam: \$45,860 in support of its project to foster a collaborative process among Vietnamese institutions and enhance their research and training capacity in sustainable agricultural development and natural resource management in the upland communities.

Khon Kaen University, Khon Kaen, Thailand: \$148,000 for use by its Faculty of Agriculture's Office of International Agriculture toward the costs of a training program for selected faculty members of Laotian agricultural teaching institutions.

Maejo University, Chiang Mai, Thailand: \$64,000 for use by its Faculty of Agricultural Production to enable agricultural organizations in Lao PDR, Vietnam and Thailand to collaborate in a feasibility study on the potential of upland fisheries development for mountainous poor communities in the Greater Mekong Sub-region.

Ministry of Agriculture and Forestry, Lao PDR, Vientiane, Lao PDR: \$40,000 for use by its National Agriculture and Forestry Research Institute to explore adaptation and use of extension tools and material by poor farmers in upland communities in northern Lao PDR.

Ministry of Agriculture and Rural Development, Vietnam, Hanoi, Vietnam: \$50,000 for use by its Information Center for Agriculture and Rural Development to conduct training programs for Ministry staff on data management, poverty mapping, rural poverty analysis and policy research methodologies.

National University of Laos, Vientiane, Lao PDR: \$15,000 for use by its Faculty of Agriculture in developing, through workshops and study tours to China, Thailand and Vietnam, a suitable curriculum of upland agriculture for application in Lao PDR.

National University of Laos, Vientiane, Lao PDR: \$85,000 for use by its Faculty of Agriculture to strengthen its teaching capacities in upland agriculture and improve laboratory facilities in consultation with experts from Thai universities.

Nong Lam University, Ho Chi Minh City, Vietnam: \$42,730 in support of its project to foster a collaborative process among Vietnamese institutions and enhance their research and training capacity in sustainable agricultural development and natural resource management in the upland communities.

Tay Nguyen University, Daklak, Vietnam: \$31,790 in support of its efforts to foster a collaborative process among Vietnamese institutions and enhance their research and training capacity in sustainable agricultural development and natural resource management in the upland communities.

Thai Nguyen University of Agriculture and Forestry, Thai Nguyen, Vietnam: \$34,600 in support of its project to foster a collaborative process among Vietnamese institutions and enhance their research and training capacity in sustainable agricultural development and natural resource management in the upland communities.

Thai Nguyen University of Agriculture and Forestry, Thai Nguyen, Vietnam: \$35,000 in support of its efforts to enhance the teaching capacity of educational institutions in Lao PDR on sustainable agricultural development and natural resources management in the upland communities.

Thangone Irrigation Technician School, Vientiane, Lao PDR: \$40,000 to produce local language textbooks for 33 different subjects relevant to rural development and irrigated agriculture in Lao PDR.



2003 GRANTS

Regional Programs



Special Programs

Bellagio

Zvia Breznitz, Haifa, Israel: \$5,140 toward the costs of travel for nine individuals from the Middle East to participate in the team residency, Developing, Norming and Dissemination of Diagnostic and Prognostic Tests for Learning Disabilities in Palestinian and Israeli Children and Youth, to be held at the Bellagio Study and Conference Center, Italy, July and August 2003.

Daniel B. Carr, Boston, Massachusetts: \$2,600 toward the costs of travel for two individuals from developing countries to participate in the conference, Narrative, Pain and Suffering, to be held at the Bellagio Study and Conference Center, Italy, October 2003.

Center for Rural Strategies, Whitesburg, Kentucky: \$8,926 toward the costs of travel for seven individuals from developing countries to participate in the conference, International Rural Strategies Alliance, to be held at the Bellagio Study and Conference Center, Italy, November 2003.

Center for Victims of Torture, Minneapolis, Minnesota: \$14,101 toward the costs of travel for 14 individuals from developing countries to participate in the conference, Planning Session for New Tactics in Human Rights, to be held at the Bellagio Study and Conference Center, Italy, December 2003.

Georgia State University, Atlanta, Georgia: \$9,500 toward the costs of travel for eight individuals from Latin America to participate in the conference, Latin American and Chicano/ a Art Criticism since the 1940s: Between Modernity and Globalization, to be held at the Bellagio Study and Conference Center, Italy, November 2003.

International P.E.N., London, England: \$7,500 toward the costs of travel for seven individuals from developing countries to participate in the conference, International PEN Strategic Planning and Capacity Building Meeting, to be held at the Bellagio Study and Conference Center, Italy, July 2003.

Anna Maria Maiolino, Rio de Janeiro, Brazil: \$3,300 toward the costs of travel for three individuals from Brazil to participate in the team residency, Sine Die: A Multimedia Work, to be held at the Bellagio Study and Conference Center, Italy, June 2003.

Northwestern University, Evanston, Illinois: \$3,300 toward the costs of travel for three individuals from developing countries to participate in the conference, The Social Consequences of Rumor and Legend, to be held at the Bellagio Study and Conference Center, Italy, April 2003.

Caryl Phillips, New York, New York: \$3,200 toward the costs of travel for two individuals from the Caribbean to participate in the conference, The Caribbean in New York and Paris, to be held at the Bellagio Study and Conference Center, Italy, August 2003.

Rutgers University, New Brunswick, New Jersey: \$7,732 toward the costs of travel for seven individuals from developing countries to participate in the conference, Federalism and Sub-national Constitutions: Design and Reform, to be held at the Bellagio Study and Conference Center, Italy, March 2004.

Ruth Simmons, Ann Arbor, Michigan: \$25,000 toward the costs of travel for 11 individuals from developing countries to participate in the conference, From Pilot Projects to Policies and Programs: Strategies for Scaling Up Innovations in Health Service Delivery, to be held at the Bellagio Study and Conference Center, Italy, March and April 2003.

State University of New York at Stony Brook, Stony Brook, New York: \$6,200 toward the costs of travel for six individuals from Latin America to participate in the conference, Trans/cultural Translators: Mediating Race, Indigeneity, Ethnicity in Four Nations, to be held at the Bellagio Study and Conference Center, Italy, August 2003.

University of California, Berkeley, Berkeley, California: \$10,500 toward the costs of travel for nine individuals from developing countries to participate in the conference, Justice in the Balance: Rebuilding Communities in the Aftermath of Genocide and Ethnic Cleansing in Rwanda and the Former Yugoslavia, to be held at the Bellagio Study and Conference Center, Italy, July 2003.

University of Victoria, Victoria, Canada: \$5,500 toward the costs of travel for two individuals from Africa to participate in the conference, Capacity Building with Southern Partners, to be held at the Bellagio Study and Conference Center, Italy, December 2003.

WorldFish Center, Makati City, Philippines: \$14,360 toward the costs of travel for seven individuals from developing countries to participate in the conference, Conservation and Sustainable Management of Sea Turtles in the Pacific Ocean, to be held at the Bellagio Study and Conference Center, Italy, November 2003.

Tukufu Zuberi, Philadelphia, Pennsylvania: \$2,238 to supplement an earlier grant for the costs of simultaneous translation for the team residency, Demography and Health in Africa, held at the Bellagio Study and Conference Center, Italy, December 2002.

2003 Bellagio Conferences and Teams

GLOBAL DIALOGUE SERIES

Intellectual Property

Call of the Earth Dialogue—Catherine Monagle, Coordinator, Call of the Earth (Llamado de la Tierra), United Nations University Institute of Advanced Studies, Melbourne, Australia, and Joan Shigekawa, Associate Director, Creativity & Culture, Rockefeller Foundation, New York, New York (November 25 to 30).

Food Security, Plant Genetic Resources, and IP—Michael Lesnick, Senior Partner, Meridian Institute, Nashville, Tennessee, and Peter Matlon, Deputy Director, Food Security, Rockefeller Foundation, New York, New York (September 8 to 13).

Public Health and IP/Collective Management of IP—James Love, Director, Consumer Project on Technology, Washington, D.C., and Anthony So, M.D., Associate Director, Health Equity, Rockefeller Foundation, New York, New York (September 24 to 29).

Toward Development-Oriented IP Policy: Advancing the Reform Agenda—Ricardo Melendez-Ortiz, International Centre for Trade and Sustainable Development, Geneva, Switzerland (September 17 to 21).

Media and Social Change

Media and War in South Asia—Saneeya Hussain, Director, South Asia, Panos Institute, Kathmandu, Nepal (July 19 to 24).

Media, Citizenship and Empowerment: Tackling North/South and Rich/Poor Media Groups—James Deane, Executive Director, Panos Institute, London, England (October 2 to 7).

Muslim Dialogues

U.S.-Saudi Relationship: Bump in the Road or End of the Road—Clifford Chanan, President, The Legacy Project, New York, New York (June 2 to 6).

Transitional Justice

Repairing the Past: Reparations and Transitions to Democracy—Pablo deGreiff, International Center for Transitional Justice, New York, New York (October 15 to 19).

Truth Commission and NGOs: The Essential Relationship—Louis Bickford, Director, Alliance and Capacity Development, International Center for Transitional Justice, New York, New York (November 5 to 10).

■ OTHER MEETINGS AND TEAM RESIDENCIES

Achieving Diversity in Tertiary and Higher Education: Challenges and Prospects—Walter R. Allen, Professor of Sociology, University of California, Los Angeles, Los Angeles, California (March 17 to 21).

Action Mapping NEPAD: Lessons and Future Directions—Gordon S. Smith, Director, Centre for Global Studies, University of Victoria, Victoria, British Columbia, Canada (December 8 to 12).

An American Odyssey—Shem Guibbory, Associate Musician, First Violin Section, MET Orchestra, White Plains, New York (March 31 to April 13).

The Caribbean in New York and Paris—Caryl Phillips, Professor of English and Henry R. Luce Professor of Migration and Social Order, Columbia University, New York, New York (August 27 to September 1).

Chiefdom: A Universal Political Formation?—Peter Skalnik, Senior Lecturer in Social Anthropology, University of Pardubice, Pardubice, Czech Republic (January 28 to February 14).

Conservation and Sustainable Management of Sea Turtles in the Pacific Ocean—Meryl J. Williams, Director General, ICLARM—The World Fish Center, Penang, Malaysia (November 17 to 22).

Cultural Protection and Sex Equality—Monique L. Deveaux, Assistant Professor of Political Science, Williams College, Williamstown, Massachusetts (May 19 to June 1).

Current Status of Research and Opportunities for Collaboration with Industry—Paul David Griffin, Scientist, World Health Organization, Geneva, Switzerland (May 5 to 9).

Developing a New Strategic Plan for IPPF—Steven W. Sinding, Director-General, International Planned Parenthood Federation, London, England (June 11 to 15).

Developing, Norming and Dissemination of Diagnostic and Prognostic Tests for Learning Disabilities in Palestinian and Israeli Children and Youth—Zvia Breznitz, Senior Lecturer, University of Haifa, Haifa, Israel (July 28 to August 10).

An Electronic Edition of Dante's "Commedia"—Peter M. Robinson, Senior Research Fellow, De Montfort University, Leicester, England (June 23 to July 6).

Ethical Globalization Initiative Human Rights Building Group—Mary T. Robinson, Executive Director, and Mr. Scott Jerbi, Program Coordinator, both of the Ethical Globalization Initiative, New York, New York (November 3 to 7).

Ethnicity, Trust and Transition in Post-Communist Society—Donna Bahry, Professor of Political Science, Vanderbilt University, Nashville, Tennessee (July 1 to 14).

Exploring the Potential Use of Biotechnology to Alter Plant Development Programs—Deborah Delmer, Associate Director for Food Security, Rockefeller Foundation, New York, New York (November 10 to 14).

Finding Out What Works: Evaluating Complex Community Change Initiatives in the United States and the United Kingdom—Anne C. Kubisch, Co-Director, Roundtable on Comprehensive Community Initiatives for Children and Families, Aspen Institute, New York, New York; Anna Coote, Director, Public Health Programme, King's Fund, London, England; and Julia Lopez, Senior Vice President, Rockefeller Foundation, San Francisco, California (June 11 to 18).

From Pilot Projects to Policies and Programs: Strategies for Scaling Up Innovations in Health Service Delivery—Ruth Simmons, Professor of Public Health, University of Michigan, Ann Arbor, Michigan, and Peter Fajans, M.D., Scientist, World Health Organization, Geneva, Switzerland (March 31 to April 5).

Global Development Venture Capital—Kerwin Tesdell, President, Community Development Venture Capital Alliance, New York, New York (April 7 to 12).

Global Perspectives on Youth Conflict—Colette Daiute, Professor of Psychology, Graduate Center, City University of New York, New York, New York; Larry P. Nucci, Professor of Psychology and Education, University of Illinois, Chicago, Illinois; Zeynep F. Beykont, Instructor and Researcher, Bosphorus University, Etlier-Istanbul, Turkey; and Monika Keller, Max Planck Institute for Human Development, Berlin (Dahlem), Germany (March 10 to 14).

Global Value Chains—Gary Gereffi, Professor of Sociology, Duke University, Durham, North Carolina, and Katherine McFate, Deputy Director, Working Communities, Rockefeller Foundation, New York, New York (April 8 to 12).

Health Equity Research: Beyond the Sound of One Hand Clapping—Patricia M. Pittman, Senior Manager for International Projects, Academy-Health, Washington, D.C. (April 23 to 27).

Human Resources in Health Series: Coordinating Group—Lincoln C. Chen, M.D., Director, Global Equity Initiative, Harvard University, Cambridge, Massachusetts (December 8 to 12).

Human Resources in Health Series: The History of Global Public Health—Elizabeth Fee, Chief, History of Medicine Division, National Library of Medicine, National Institutes of Health, Bethesda, Maryland (March 5 to 10 and October 27 to November 1).

Human Resources and Health Series: The World Health Organization: A Time of Transition—Debra A. Jones, Co-Director, International Organization for Adolescents, Brooklyn, New York (May 5 to 9).

The Immigrant Second Generation in North America and Europe—John Hull Mollenkopf, Distinguished Professor of Political Science, and Director, Center for Urban Research, and Philip Kasinitz, Professor and Executive Officer, Ph.D. Program in Sociology, both of the City University of New York Graduate Center, New York, New York (June 18 to 23).

The Influence of Cooperative Bacteria on Animal Host Biology—Margaret J. McFall-Ngai, Professor, and Edward G. Ruby, Professor and Senior Researcher, both of the Pacific Biomedical Research Center, University of Hawaii, Honolulu, Hawaii (October 28 to November 1).

An Informal Consultation on Global Health—Jim Kim, M.D., Program in Infectious Disease and Social Change, Harvard University, Boston, Massachusetts (April 1 to 5).

International Conflict in GMO Regulation—Richard B. Stewart, University Professor, New York University, New York, New York (May 26 to 30).

International PEN Strategic Planning and Capacity Building Meeting—Homero Aridjis, President, International PEN, New York, New York; Philip Edward Terrence (Terry) Carlbom, International Secretary, and Jane Spender, Administrative Director, both of International PEN, London, England; and Michael Roberts, Executive Director, PEN American Center, New York, New York (July 29 to August 2).


International Rural Strategies Alliance—Dee A. Davis, President, Center for Rural Strategies, Whitesburg, Kentucky (November 13 to 20).

Justice in the Balance: Rebuilding Communities in the Aftermath of Genocide and Ethnic Cleansing in Rwanda and the Former Yugoslavia—Eric Stover, Director, and Harvey M. Weinstein M.D., Associate Director, both of the Human Rights Center, University of California, Berkeley, Berkeley, California (June 30 to July 5).

Kimihia Te Mea Ngaro (Seek What Is Hidden): Preserving and Distributing Endangered Indigenous-Language Print Collections—Mark Apperley, Professor of Computer Science, University of Waikato, Hamilton, New Zealand (January 29 to February 9).

Knowledge Into Action: Improving Equity in Child Health—Jennifer Bryce, Scientist and Responsible Officer, World Health Organization, Geneva, Switzerland (February 10 to 16).

Latin American and Chicano/a Art Criticism Since the 1940s: Between Modernity and Globalization—Floencia Bazzano-Nelson, Assistant Professor of Latin American Art, Georgia State University, Atlanta, Georgia; Holly Barnet-Sanchez, Associate Professor, University of New Mexico, Albuquerque, New Mexico; and Andrea Graciela Giunta, Universidad de Buenos Aires, Buenos Aires, Argentina (November 24 to 29).



Middle Eastern Islam From Afar: South/Southeast Asian and African Perspectives—

Byron D. Cannon, Professor of Middle East History, University of Utah, Salt Lake City, Utah (February 25 to March 2).

Museums and Global Public Spheres: Editorial Meeting—

Tomás Ybarra-Frausto, Associate Director, Creativity & Culture, Rockefeller Foundation, New York, New York (June 2 to 8).

Muslim Women Challenge Fundamentalism: Building Bridges Between Southeast Asia and West Asia—

Zainah Anwar, President, Sisters in Islam, Kuala Lumpur, Malaysia, and Rosalia Sciortino, Regional Representative for Southeast Asia and Associate Director, Health Equity, Rockefeller Foundation, Bangkok, Thailand (September 29 to October 3).

Narrative, Pain and Suffering—

Daniel B. Carr, M.D., Saltonstall Professor of Pain Research, New England Medical Center, Boston, Massachusetts, and John D. Loeser, M.D., Professor of Neurological Surgery and Anesthesiology, University of Washington, Seattle, Washington (October 13 to 17).

New and Underutilized Technologies to Reduce Maternal Mortality—

Vivian Tsu, Senior Program Adviser, Program for Appropriate Technologies in Health, Seattle, Washington (July 8 to 12).

Partnership on Strengthening Higher Education in Africa—

Joyce L. Moock, Associate Vice President, Rockefeller Foundation, New York, New York (February 19 to 23).

Planning Session for New Tactics in Human Rights—

Douglas A. Johnson, Executive Director, and Kate Kelsch, Project Manager, New Tactics in Human Rights, both of the Center for Victims of Torture, Minneapolis, Minnesota; and Gencay Saylan, Vice Director, Institute for Public Administration for Turkey and the Middle East, Ankara, Turkey (December 1 to 5).

The Potential of Membrane Technology for Sustainable Decentralized Sanitation—

Francis A. DiGiano, Professor of Environmental Engineering, University of North Carolina, Chapel Hill, North Carolina (April 22 to 27).

Progressive Futures 2003–2005—

Matthew Taylor, Director, Institute for Public Policy Research, London, England, and Gordon Conway, President, Rockefeller Foundation, New York, New York (September 12 to 14).

The Promises and Pitfalls of International Courts—

David Jacobson, Associate Professor of Sociology, Arizona State University, Tempe, Arizona (May 19 to 24).

Public Values, System Design and the

Public Domain—Helen Nissenbaum, Associate Professor, New York University, New York, New York (March 3 to 7).

Redox Metabolism in Malaria: From Genes to Drugs—

Katja Becker-Brandenburg, M.D., Professor, Interdisciplinary Research Center, Giessen, Germany (February 3 to 7).

Reducing Mortality and Improving Quality of Life in Long-Term Survivors of Hodgkin's Disease—

Peter M. Mauch, M.D., Professor of Radiation Oncology, Harvard University, Boston, Massachusetts (July 9 to 16).

Sexuality, Gender and Human Rights—

Geeta Misra and Radhika Chandiramani, both of Creating Resources for Empowerment and Action, New Delhi, India, and Rosalia Sciortino, Regional Representative for Southeast Asia, Rockefeller Foundation, Bangkok, Thailand (September 22 to 26).

Sine Die: A Multimedia Work—

Anna Maria Maiolino, Artist, Rio de Janeiro, Brazil (June 4 to 17).

The Social Consequences of Rumor and Legend—

Gary Alan Fine, Professor of Sociology, Northwestern University, Evanston, Illinois; Chip Heath, Associate Professor of Organizational Behavior, Stanford University, Stanford, California; and Veronique Campion-Vincent, Maison des Sciences de l'Homme, Paris, France (April 15 to 19).

Social Movements and Contentious Politics in a Democratizing World—

Donatella Della Porta, Professor of Political and Social Sciences, European University Institute, Florence, Italy, and Sidney Tarrow, Professor of Government, Cornell University, Ithaca, New York (July 22 to 26).

Trans/Cultural Translators: Mediating Race, Indigeneity, Ethnicity in Four Nations—

Elizabeth Ann Kaplan, Professor of English and Comparative Literature, State University of New York at Stony Brook, Stony Brook, New York; Sneja Gunew, Professor of English and Women's Studies, University of British Columbia, Vancouver, British Columbia, Canada; and Zila Bernd, Professor, Graduate Program in Letters, Universidade Federal do Rio Grande do Sul, Pôrto Alegre, Brazil (August 5 to 12).

Women Writing Africa: Eastern Region—

Florence Howe, Emerita Professor, Graduate Center, City University of New York, New York, New York (August 13 to September 4).

2003 Residents

Dr. Meena Alexander (United States),

Distinguished Professor of English, Hunter College, City University of New York, New York, New York—a book of new poems.

Dr. Subrahmanyam Anandalakshmy (India),

Writer, Chennai, India—a study of a genre of oral literary performance *avadhanam*, "A Genius of the Indian Tradition: Implications for Educational Processes."

Dr. Lewis Aptekar (United States),

Professor of Counselor Education, San José State University, San José, Costa Rica—a manuscript, "In the Mouth of the Lion: Life among Displaced Ethiopians in Addis Ababa."

Mr. Antonio J. Aranibar (Bolivia),

Independent Consultant, La Paz, Bolivia—a manuscript, "South American Integration: A South Andean Vision."

Ms. Jean Lynette Christine Arasanayagam

(Sri Lanka), Writer, Kandy, Sri Lanka—a memoir, "A Nice Burgher Girl: Childhood in Colonial Ceylon."

Dr. Jacquelynn Baas (United States),

Director Emeritus, Art Museum and Pacific Film Archive, University of California, Berkeley, Berkeley, California—a book of essays and artist interviews, "In the Space of Art: Buddha and the Culture of Now" (with Mary Jane Jacob).

Dr. Florence Evelyn Babb (United States),

Professor and Chair, Department of Anthropology, University of Iowa, Iowa City, Iowa—a manuscript, "From Revolution to Resorts in the 'New' Nicaragua."

Dr. Andrei Babenko (Russian Federation),

Tomsk State University, Tomsk, Russian Federation—a study, "Lifestyle of Indigenous People in Siberia: Social and Ecological Problems."

Dr. Margot F. Badran (Arab Republic of Egypt),

Northwestern University, Evanston, Illinois—a study, "Islamic Feminism/s: A Comparative Look at Selected Middle Eastern and African Experience."

Dr. Sikata Banerjee (Canada),

Associate Professor of Women's Studies, University of Victoria, Victoria, British Columbia, Canada—a study, "The Politics of Masculinity and Nationalism in India."

Ms. Taunya L. Banks (United States),

Jacob A. France Professor of Equality Jurisprudence, University of Maryland, Baltimore, Maryland—a manuscript, "Dangerous Women: Elizabeth Key and Other Black Women Lay Advocates."

Dr. Jim Barnes (United States),

Professor of Comparative Literature, Brigham Young University, Provo, Utah—a poetry manuscript, "Visiting Picasso."

Dr. David J. Bearison (United States),

Professor of Psychology, Graduate Center, City University of New York, New York, New York—a manuscript, "When Treatment Fails: How Medicine Cares for Dying Children."

Dr. Sven Beckert (Germany),

Dunwalke Associate Professor of History, Harvard University, Cambridge, Massachusetts—a manuscript, "The Empire of Cotton: A Global History."

Ms. Andrea S. Belag (United States),

Artist, New York, New York—artwork "Family Neighborhood."

Dr. Rustom Homi Bharucha (India),

Writer, Director and Dramaturge, Calcutta, India—a new play focusing on the "foreign worker" in the age of globalization (with Rodolfo Carlos Vera).

Dr. Michael P. Bloom (United States),

Professor and Head of Directing, University of Texas at Austin, Austin, Texas—a manuscript, "Mastering Modern Stage Language: Unlocking the Codes of Performance."

Mr. Roy Alton Blount Jr. (United States), Writer, Mill River, Connecticut—a novel, "Right Under Our Nose."

Dr. Janice P. Boddy (Canada), Professor of Anthropology, University of Toronto at Scarborough, Toronto, Ontario, Canada—a manuscript, "Civilizing Women: British Crusades in Colonial Sudan."

Dr. Gabor Szappanos Boritt (United States), Robert C. Fluhrer Professor of Civil War Studies, Gettysburg College, Gettysburg, Pennsylvania—a narrative history of the Battle of Gettysburg.

Mr. Cuauhtémoc Camarena (Mexico), Coordinator, Community Museum Program of Oaxaca, National Institute of Anthropology and History, Oaxaca, Mexico—a manuscript, "The Community Museum Movement: Initiatives in Oaxaca, Mexico, and Latin America" (with Teresa Morales).

Mr. Luis Camnitzer (Uruguay), Professor Emeritus, Visual Arts, State University of New York at Old Westbury, Old Westbury, New York—a manuscript, "Contextualization and Resistance: Conceptualism in Latin American Art."

Dr. Roberto Casati (Italy), Research Director, Institut Jean Nicod, Paris, France—a study, "Metaphysics and Cognition" (with Alvin I. Goldman).

Dr. Simon Chesterman (Australia), Research Associate, International Peace Academy, New York, New York—a manuscript, "You, the People: Self-Determination, State-Building and the United Nations"

Dr. Ian Clark (United Kingdom), Professor of International Politics, University of Wales, Aberystwyth, Wales—a manuscript, "Legitimacy in International Society."

Dr. Gerald L. Clore (United States), Commonwealth Professor of Psychology, University of Virginia, Charlottesville, Virginia—a study, "The Cognitive Consequences of Emotion."

Mr. William Coble (United States), Lecturer, University of Chicago, Chicago, Illinois—music composition for piano, chamber orchestra and computer.

Dr. Philip J. Cook (United States), Sanford Professor of Public Policy, Duke University, Durham, North Carolina—a study, "Guns and Gun Violence" (with Jens Otto Ludwig).

Mr. Alfred Corn (United States), Adjunct Professor, Writing Division, Columbia University, New York, New York—a book of verse letters.

Dr. David A. Cressy (United States), Professor of History, Ohio State University, Columbus, Ohio—a study, "Revolution and the Outbreak of the English Civil War."

Ms. Judy Dater (United States), Artist, Berkeley, California—an introduction to a manuscript, "California Portraits: A Reflection of Our Time."

Dr. Michael C. Dawson (United States), Professor of Government and Afro-American Studies, Harvard University, Cambridge, Massachusetts—a study, "The Ethics of Aversion: Between Confrontation and Acquiescence" (with Michael G. Hanchard).

Dr. Carolyn J. Dean (United States), Professor of History, Brown University, Providence, Rhode Island—a study, "Numbness, Empathy and Indifference After the Holocaust."

Dr. Michael Dear (United States), Professor of Geography and Director, Southern California Studies Center, University of Southern California, Los Angeles, California—a study, "Managing Urban Sprawl" (with Jennifer Wolch).

Mr. Nicholas F. Delbanco (United States), Robert Frost Collegiate Professor of English, University of Virginia, Charlottesville, Virginia—a new novel, "The Vagabonds."

Dr. Judy S. DeLoache (United States), William R. Kenan Jr. Professor of Psychology, University of Virginia, Charlottesville, Virginia—a book on the origins and early development of symbolic functioning.

Dr. Gaurav G. Desai (India), Assistant Professor of English, Tulane University, New Orleans, Louisiana—a manuscript, "Under Erasure: 'Culture' and the Diasporic Imaginary."

Dr. Roseanne Denise Diab (South Africa), Professor, University of Natal, Durban, South Africa—a study, "High Ozone Events Over North Africa: Investigation of Possible Long-Range Transport from Europe."

Dr. Nikolai Dmitrievich Dobrynin (Russian Federation), Professor, Voronezh State Agricultural University, Voronezh, Russian Federation—a monograph, "Conservation and Management of Natural Pollinators for the Pollination of Crops."

Dr. Gerald V. Dunne (Australia), Professor of Physics, University of Connecticut, Storrs, Connecticut—a study, "Probing the Quantum Vacuum."

Mr. Jason K. Eckardt (United States), Executive Director, Ensemble 21, New York, New York—music composition, "16," for amplified flute and string trio.

Ms. Heide Fasnacht (United States), Professor of Sculpture, Harvard University, Cambridge, Massachusetts—artwork.

Dr. Katherine Fennelly (United States), Professor of Public Affairs and Adjunct Professor of Public Health, University of Minnesota, Minneapolis, Minnesota—a manuscript, "Immigration, Race Relations and Turkey Production in the Rural Midwest."

Ms. Gina Ferrari (United States), Artist, Southfield, Michigan—a video, "Beyond Landscape: Paradoxes of Life and Death Among the Contadina of Northern Italy."

Dr. Teresa Fiore (Italy), Assistant Professor in Italian, California State University at Long Beach, Long Beach, California—a manuscript, "Preoccupied Spaces: Revisioning the Italian Nation through a Comparative Study of Its Migration Cultures."

Robert H. Fletcher, M.D. (United States), Professor, Department of Ambulatory Care and Prevention, Harvard University, Boston, Massachusetts—a book for the general public on how health research is carried out and interpreted (with Suzanne W. Fletcher).

Suzanne W. Fletcher M.D. (United States), Professor, Harvard University, Cambridge, Massachusetts—a book for the general public on how health research is carried out and interpreted (with Robert H. Fletcher).

Dr. Rosemary J. Foot (United Kingdom), Professor of International Relations, St. Antony's College, Oxford, England—a manuscript, "Human Rights and Security in U.S.-Asia Policy: The Effects of 11 September 2001."

Dr. Elisabeth A. Frost (United States), Assistant Professor of English, Fordham University, New York, New York—a manuscript, "In Another Tongue: Image, Text and the Body in Contemporary Feminist Art and Poetry."

Dr. Alvin I. Goldman (United States), Board of Governors Professor, Rutgers University, New Brunswick, New Jersey—a study, "Metaphysics and Cognition" (with Roberto Casati).

Ms. Anita González (United States), Writer, Director and Choreographer, Florida State University, Tallahassee, Florida—a play script, "Cigar Memories," about the Afro-Cuban cigar workers of Tampa, Florida, 1890–1920.

Ms. Joanne Greenbaum (United States), Artist, New York, New York—artwork, "Painting and Drawing."

Ms. Lourdes Grobet (Mexico), Artist, Mexico City, Mexico—artwork, "Painted Landscapes."

Dr. Jessie Christine Gruman (United States), President, Center for the Advancement of Health, Washington, D.C.—a manuscript, "Capturing the Value of Health Research."

Dr. Julia S. Guivant (Brazil), Senior Lecturer, Universidade Federal de Sta Catarina, Florianópolis, Brazil—a report, "Uncertain Food Risks in the Global Risk Society: Including the Brazilian Case."

Dr. Richard Pemasiri Gunawardane (Sri Lanka), Chairman, National Education Commission, Colombo, Sri Lanka—a national policy paper on tertiary education reforms in Sri Lanka.

Dr. Michael G. Hanchard (United States), Associate Professor, Northwestern University, Evanston, Illinois—a study, "The Ethics of Aversion: Between Confrontation and Acquiescence" (with Michael C. Dawson).

Dr. William Kenneth Hawes (United States), Professor, School of Communication, University of Houston, Houston, Texas—a manuscript, "Caligula Revisited: The Relationship of Pornographic and Traditional Theatrical Moving Pictures since 1970."



Dr. John Charles Hawley (United States), Associate Professor of English, Santa Clara University, Santa Clara, California—a manuscript, “The Arc of African Literature.”

Mr. Louis Hock (United States), Professor of Visual Arts, University of California, San Diego, La Jolla, California—artwork, “Sicily.”

Ms. Barbara Joyce Hocking (Australia), Independent Scholar, Toorak, Victoria, Australia—a legal history of the settlement of Australia, “Suffer the Children.”

Dr. Karin Holstius (Finland), Professor of Economics, Helsinki Business Polytechnic, Helsinki, Finland—a study, “Visionary Management” (with Pentti Malaska).

Dr. Daniel Walker Howe (United States), R. Stanton Avery Distinguished Visiting Fellow, Huntington Library, San Marino, California—a manuscript, “What Hath God Wrought: America Transformed 1815–1848.”

Ms. Mary Jane Jacob (United States), Independent Curator and Adjunct Assistant Professor, School of the Art Institute of Chicago, Chicago, Illinois—a book of essays and artist interviews, “In the Space of Art: Buddha and the Culture of Now” (with Jacquelynn Baas).

Dr. Ruth Kartun-Blum (Israel), Professor and Head, Department of Literature, Hebrew University, Jerusalem, Israel—a manuscript, “Reading the Scriptures in Hebrew and Israeli Literature.”

Mr. Galway Kinnell (United States), Erich Maria Remarque Professor of Creative Writing, New York University, New York, New York—a manuscript of poems.

Robert L. Klitzman, M.D. (United States), Assistant Professor of Clinical Psychiatry, Columbia University, New York, New York—a manuscript, “Double Lives: When Doctors Become Patients.”

Dr. Anatoly A. Krasikov (Russian Federation), Professor and Head, Centre for Religious and Social Studies, Institute of Europe, Moscow, Russian Federation—a manuscript, “The ‘Third Rome’ Today: Religious Liberty as a Condition of Civil Peace and Interethnic Concord in Russia.”

Mr. Ronald J. Kuivila (United States), Adjunct Professor, Wesleyan University, Middletown, Connecticut—music composition, “Implicitly Melodies.”

Mr. Amshan Kumar (India), Writer and Filmmaker, Chennai, India—a documentary film, “Seed Bowl,” and scripts for video shorts based on three Ashokamitran stories.

Mr. Charles T. Labelle (United States), Instructor of Art and Art Theory, Otis College of Art and Design, Los Angeles, California—a photographic project, “Illuminated Trees,” and a video project, “Milan Probe.”

Dr. Lawrence L. Langer (United States), Alumnae Chair Professor Emeritus of English, Simmons College, West Newton, Massachusetts—a series of essays, “Life Is Not Beautiful and Other Holocaust Subversions.”

Dr. Herbert Leibowitz (United States), Editor and Publisher, *Parnassus: Poetry in Review*, New York, New York—a critical biography of William Carlos Williams.

Ms. Zoe Leonard (United States), Artist, New York, New York—artwork.

Ms. Liz Lerman (United States), Artistic Director, Liz Lerman Dance Exchange, Takoma Park, Maryland—a series of essays on the philosophy and processes of her work as an artist and developing the framework for the next major performance work.

Dr. Theodore Levin (United States), Associate Professor of Music, Dartmouth College, Hanover, New Hampshire—a manuscript, “Where Mountains Sing: Sound, Music and Spiritual Landscape in Tuva and Beyond” (with Valentina Süzükei).

Dr. Arend Lijphart (United States), Research Professor Emeritus of Political Science, University of California at San Diego, La Jolla, California—a manuscript, “Designing Democratic Institutions: Practical Guidelines.”

Dr. Arturo Lindsay (United States), Associate Professor of Art, Spelman College, Atlanta, Georgia—an art and poetry manuscript, “Children of the Middle Passage” (with Opal J. Moore).

Prof. Daniel Link (Argentina), Writer, Buenos Aires, Argentina—a writing project, “*La Ansiedad: Novela Trash*” (“Anxiety: A Trash Novel”).

Dr. Françoise Lionnet (United States), Professor of French and Francophone Studies, University of California at Los Angeles, Los Angeles, California—a study investigating the role of translation in postcolonial literatures from a multidisciplinary perspective (with Danielle D. Tranquille).

Dr. Alfred J. López (United States), Assistant Professor of English, Florida International University, Miami, Florida—a study, “José Martí and the Role of Literature in the Formation of Cuban Nationalisms.”

Dr. Jens Otto Ludwig (United States), Associate Professor of Public Policy, Georgetown University, Washington, D.C.—a study, “Guns and Gun Violence” (with Philip J. Cook)

Mr. Jamil Mahuad (Ecuador), Senior Research Fellow, Program on Negotiation, Harvard University, Cambridge, Massachusetts—two projects, “Adventures in Fixing the World” and “Resolving an Ancient Conflict: Peru and Ecuador.”

Dr. Pentti Malaska (Finland), Professor of Economics, Turku School of Economics, Turku, Finland—a study, “Visionary Management” (with Karin Holstius).

Dr. Lenore H. Manderson (Australia), Professor of Public Health, University of Melbourne, Victoria, Australia—a manuscript, “Surface Tensions: Surgery, Bodily Boundaries and the Social Self.”

Dr. Ann R. Markusen (United States), Professor of Planning and Public Affairs, University of Minnesota, Minneapolis, Minnesota—a manuscript, “Creating Good Work.”

Ms. Patricia McKenna (Ireland), Artist, Monkstown, Dublin, Ireland—artwork, “Exposure.”

Mr. Arvind Krishna Mehrotra (India), Professor of English, University of Allahabad, Allahabad, India—a collection of new poems.

Mr. Harold Meltzer (United States), Composer and Artistic Director, Sequitur Music Ensemble, New York, New York—music composition, “Sinbad,” for narrator and piano trio.

Dr. Damian R. Miller (United States), Director of Rural Operations, Shell Solar BV, Amsterdam, Netherlands—a manuscript, “Selling Solar: The Lessons for Technology Diffusion and Sustainability.”

Mr. Larry Minear (United States), Director, Humanitarianism and War Project, Tufts University, Medford, Massachusetts—a manuscript, “The Political Economy of the Humanitarian Enterprise” (with Ian R. Smillie).

Dr. Reshmi Mitra (India), Professor of Economics, Xavier Labor Relations Institute, Jamshedpur, India—a study, “Corporate Social Responsibility: A Partnership Management Framework for Reducing Vulnerability in Marginalized Communities.”

Ms. Opal J. Moore (United States), Associate Professor and Chair, Department of English, Spelman College, Atlanta, Georgia—an art and poetry manuscript, “Children of the Middle Passage” (with Arturo Lindsay).

Ms. Teresa Morales (United States), Union of Community Museums of Oaxaca, Oaxaca, Mexico—a manuscript, “The Community Museum Movement: Initiatives in Oaxaca, Mexico and Latin America” (with Cuauhtémoc Camarena).

Dr. James Nagel (United States), J. O. Edison Distinguished Professor of American Literature, University of Georgia, Athens, Georgia—a manuscript, “The Impressionistic Dimensions of Hemingway’s ‘A Farewell to Arms.’”

Ms. Akemi Naito (Japan), Composer, New York, New York—music composition, “New Work for Satsuma Biwa.”

David G. Nathan, M.D. (United States), Robert A. Stranahan Distinguished Professor of Pediatrics, Harvard University, Boston, Massachusetts—a manuscript, “Curing Cancer.”

Dr. Hiroshi Ono (Canada), Professor of Psychology, York University, Toronto, Ontario, Canada—a study, “Direction and Distance: Defining the Historical Dimensions” (with Nicholas J. Wade).

Ms. Dael Orlandersmith (United States), Writer, New York, New York—a novel, “Lone Dancer Underground.”

Dr. Pramod Kumar Pandey (India), Professor of Linguistics, Jawaharlal Nehru University, New Delhi, India—a study, “Sounds and Their Patterns in Indian Languages.”

Ms. Jan Paris (United States), Conservator for Special Collections, University of North Carolina, Chapel Hill, North Carolina—a study, “Rethinking Conservation: New Paradigms for Decision Making.”

Mr. Cesar P. Paternosto (United States), Artist, New York, New York—a book of poetry and painting, “Kelccani Sitowa” (with Cecilia Vicuña).

Mr. Craig John Pearson (Australia), Dean, Ontario Agricultural College, Guelph, Ontario, Canada—a manuscript, “Civilization’s Journey: A Journey of Western Agriculture and Landscape.”

Dr. Silvia Pedraza (United States), Associate Professor of Sociology, University of Michigan, Ann Arbor, Michigan—a manuscript, “False Hopes: Political Disaffection in Cuba’s Revolution and Exodus.”

Dr. Charles Perrow (United States), Professor Emeritus of Sociology, Yale University, New Haven, Connecticut—a manuscript, “Organizations and Disasters.”

Dr. Agata Preis-Smith (Poland), Associate Professor of Literature, University of Warsaw, Warsaw, Poland—a study, “Gender Masquerade as Social Critique in American Poetry of the 1950s and 1960s.”

Mr. Paul Elliot Rock (United Kingdom), Professor of Social Institutions, London School of Economics, London, England—a monograph, “The Development of Policies for Victims of Crime in England and Wales, 1997–2001.”

Dr. Victoria L. Rovine (United States), Curator, Arts of Africa, Oceania and the Americas, University of Iowa, Iowa City, Iowa—a manuscript, “African Fashion/Global Style.”

Prof. Ramón Eduardo Ruiz (United States), Professor Emeritus of Latin American History, University of California at San Diego, La Jolla, California—memoirs, “Memories of a Hyphenated Man.”

Dr. Diane Margaret Sainsbury (United States), Lars Hierta Professor of Political Science, Stockholm University, Stockholm, Sweden—a manuscript, “Welfare States, Immigration and Citizenship: The Politics of Inclusion and Exclusion.”

Ms. Ivana Sajko (Croatia), Playwright, Zagreb, Croatia—a cycle of theatrical monologues, “Quarantine: Nomads, Lost Faces and Tragic Heroes.”

Dr. Gary R. Saxonhouse (United States), Professor of Economics, University of Michigan, Ann Arbor, Michigan—a manuscript, “The Evolution of Labor Standards in Japan: Human Rights, Scientific Management and International Economic Conflict.”

Dr. Vivien A. Schmidt (United States), Jean Monnet Professor of European Integration, Boston University, Boston, Massachusetts—a study, “Democracy in Europe: Institutions, Ideas, Discourse.”

Steven A. Schroeder, M.D. (United States), Distinguished Professor of Health and Health Care, University of California, San Francisco, San Francisco, California—a study, “Shaping a Center for Smoking Cessation and Health Professionals”

Dr. Ullica Segerstråle (Finland), Professor of Sociology, Illinois Institute of Technology, Chicago, Illinois—an intellectual biography of William D. Hamilton.

Dr. Lee A. Siegel (United States), Professor of Religion, University of Hawaii, Honolulu, Hawaii—a novel, “Love and the Old Man.”

Mr. David J. Simons (United States), Composer, New York, New York—a new music composition for the Harry Partch Instruments, “Oidentity.”

Dr. Richard P. Sloan (United States), Professor of Behavioral Medicine, Columbia University, New York, New York—a study, “Blind Faith: Evidence, Anecdote and Advocacy in the Union of Religion and Medicine.”

Mr. Ian R. Smillie (Canada), Consultant, Humanitarianism and War Project, Tufts University, Medford, Massachusetts—a manuscript, “The Political Economy of the Humanitarian Enterprise” (with Larry Minear).

Dr. Sylvia Wassertheil Smoller (United States), Professor and Head, Division of Epidemiology and Biostatistics, Albert Einstein College of Medicine, Bronx, New York—a manuscript, “Evidence and Reasoning in Health Research.”

Dr. Kayode Soremekun (Nigeria), Professor of International Relations, Obafemi Awolowo University, Ile-Ife, Nigeria—a study, “Washington and the Democratic Imperative in Nigeria and Kenya.”

Mr. Jon Spelman (United States), Writer, Silver Spring, Maryland—a personal memoir, essay and oral history project, “Sauntering Toward Promised Land.”

Dr. Nico Stehr (Germany), Professor, Kulturwissenschaftliches Institut, Essen, Germany—a study, “The Governance of Knowledge.”

Dr. Sidney Strauss (Israel), Branco Weiss Professor of Research in Child Development and Education, Tel Aviv University, Tel Aviv, Israel—a manuscript, “Teaching as a Natural Cognition.”

Mr. Rennard Strickland (United States), Philip H. Knight Professor of Law, University of Oregon, Eugene, Oregon—a manuscript, “Spirit Red: The Five Hundred Year War for Native American Conquest and Survival.”

Ms. Valentina Süzükei (Russian Federation), Senior Academic Officer, Tuvan Institute for Humanistic Research, Kyzyl, Tuva, Russian Federation—a manuscript, “Where Mountains Sing: Sound, Music and Spiritual Landscape in Tuva and Beyond” (with Theodore Levin).

Mr. Habib Tanvir (India), Artistic Director, Naya Theatre, Bhopal, India—an autobiography.

Dr. Danielle D. Tranquille (Mauritius), Lecturer, University of Mauritius, Reduit, Mauritius—a study investigating the role of translation in postcolonial literatures from a multidisciplinary perspective (with Françoise Lionnet).

Dr. Nancy J. Turner (Canada), Professor of Environmental Studies, University of Victoria, Victoria, British Columbia, Canada—a manuscript, “‘The Earth’s Blanket’: Cultural Teachings for Sustainable Living.”

Mr. Larry Tye (United States), Correspondent, The Boston Globe, Cambridge, Massachusetts—a manuscript, “Rising From the Rails: Pullman Porters and the Birth of the Black Middle Class”

Dr. Ann Varley (United Kingdom), Reader in Geography, University College London, London, England—a manuscript, “Gender and the Meaning of Home: Cultures of Housing in Urban Mexico.”

Mr. Rodolfo Carlos Vera (Philippines), Playwright, Philippine Educational Theater Association, Quezon City, Philippines—a new play focusing on the “foreign worker” in the age of globalization (with Rustom Homi Bharucha).


Ms. Cecilia Vicuña (Chile), Poet, New York, New York—a book of poetry and painting, “Kelccani Sitowa” (with Cesar P. Paternosto).

Dr. Robert Vitalis (United States), Associate Professor of Political Science, University of Pennsylvania, Philadelphia, Pennsylvania—a manuscript, “America’s Kingdom: Saudi Arabia and the World Oil Frontier, 1945–1970”

Dr. Veljko Vujacic (Federal Republic of Yugoslavia), Associate Professor of Sociology, Oberlin College, Oberlin, Ohio—a manuscript, “Nationalism, Myth and Politics: Russians and Serbs in the Dissolution of the Soviet Union and Yugoslavia.”

Dr. Nicholas J. Wade (United Kingdom), Professor of Visual Psychology, University of Dundee, Dundee, Scotland—a study, “Direction and Distance: Defining the Historical Dimensions” (with Hiroshi Ono).

Dr. Robert Wade (United Kingdom), Professor of Political Economy, London School of Economics, London, England—a manuscript, “Poverty and Income Distribution on a World Scale: Trends, Causes and a Theory of the Ladder.”



2003 GRANTS
Special Programs



Dr. Donald Weber (United States), Professor of English, Mount Holyoke College, South Hadley, Massachusetts—a study, “The Anxiety of Belonging: Multiculturalism and Identity Politics in United States and United Kingdom Literary and Popular Culture.”

Dr. Jennifer A. Widner (United States), Associate Professor of Political Science, University of Michigan, Ann Arbor—a study exploring cross-cultural variation in norms of good faith and fair dealing.

Dr. Oliver E. Williamson (United States), Edgar F. Kaiser Professor of Business, Economics and Law, University of California, Berkeley, Berkeley, California—a re-examination of corporate governance from a combined law, economics and organization perspective.

Dr. Jennifer Wolch (United States), Professor of Geography and Director, Sustainable Cities Program, University of Southern California, Los Angeles, California—a study, “Managing Urban Sprawl” (with Michael Dear).

Ms. Wendy Woodson (United States), Professor of Theater and Dance, Amherst College, Amherst, Massachusetts—performance and video pieces, “Cross Continental.”

Prof. David Woodward (United States), Arthur H. Robinson Professor of Geography, University of Wisconsin, Madison, Wisconsin—a manuscript, “Cartography in the European Renaissance.”

Dr. Donald R. Wright (United States), Distinguished Teaching Professor of History, State University of New York at Cortland, Cortland, New York—a manuscript, “Globalization in the Daily Lives of Gambians.”

Mr. John C. Yoo (United States), Professor of Law, University of California at Berkeley, Berkeley, California—a manuscript, “Globalization and the Constitution.”

Mr. Alfred A. Yuson (Philippines), Lecturer in English, Ateneo de Manila University, Quezon City, Philippines—a novel, “Mountain Lake.”

Dr. Ghil’ad Zuckermann (Israel), Gulbenkian Research Fellow, Churchill College, Cambridge, England—a manuscript, “Language, Culture and Identity—‘Lexical Engineering’ as a Tool for Judging Other Religions: A Socio-Philological Perspective.”

Assets and Capacities

Communication for Social Change

Communication for Social Change

Consortium, South Orange, New Jersey: \$4,250,000 for general support of its mission to increase the capacity of communication specialists, development workers, aid agencies, nonprofit organizations and communities to improve use of communications in advancing development outcomes.

Communication Initiative Networks

Corporation, Victoria, Canada: \$500,000 toward the costs of implementing the Communication Initiative project to highlight and share examples of communication for social change action and to support and to engage practitioners, funders, policymakers and researchers in the strategic dialogue and debate on the communication for social change approach to addressing development issues.

Forum for African Women Educationalists,

Ghana Chapter, Cantonments, Accra, Ghana: \$40,000 for construction of an FM broadcasting facility that will enhance its ability to promote positive social change in support of the status of girls and women, and in particular, the education of girls.

Foundation-administered project: \$150,000 to explore the feasibility of establishing a non-profit entity separate from the Rockefeller Foundation to ensure the long-term sustainability of the communication for social change work, and, if feasible, to develop a business plan and mobilize resources to launch the entity.

Independent Press Association, San Francisco, California: \$60,000 to expand its research study documenting the role of the independent press in social justice movements, with the aim of producing a full-length book and a companion manual on business strategies for independent publications.

Panos Institute, London, England: \$250,000 toward the costs of strengthening the institutional capacity and increasing the independence of Panos Institutes in southern and eastern Africa and South Asia.

Panos Institute, London, England: \$40,000 toward the travel costs of developing-country participants in two Global Dialogues on Media and Social Change, “Media and War in South Asia” and “Media, Citizenship and Empowerment - Tackling North/South and Rich/Poor Media Gaps,” at the Bellagio Study and Conference Center, Italy, July and October 2003, respectively.

New York City

Corporate Citizenship Grants

Advocates for Children of New York, New York, New York: \$100,000 in support of its Equity Monitoring Project for Immigrant and Refugee Education, designed to increase the engagement of immigrant parents in their children’s education through school monitoring and advocacy.

Asociacion Tepeyac, New York, New York: \$100,000 to support efforts to strengthen its internal operating capacity, in order to enhance its ability to meet the needs of the Mexican immigrant population in New York City.

Casa Mexico, New York, New York: \$50,000 in general support of its mission to provide education and advocacy assistance to the Mexican community in New York City.

Independent Press Association,

San Francisco, California: \$100,000 to continue support for its Grassroots Media Project, which seeks to encourage increased coverage of civic affairs in the immigrant press through fellowships, training opportunities and briefings for immigrant press journalists.

New York Community Trust, New York, New York: \$100,000 to support the Fund for New Citizens, a funders’ collaborative that builds the capacity of New York City’s immigrant organizations to respond to special registration and other Federal immigration measures.

New York Foundation, New York, New York: \$200,000 to support its efforts to sustain immigrant-serving organizations in New York City.

Global Philanthropy

Harvard University, Cambridge, Massachusetts: \$2,225,000 in support of a Global Equity Initiative aimed at (1) increasing global funding to reduce inequities, and (2) strengthening the impact of global philanthropy on inequality, poverty and human insecurity worldwide.

Philanthropic Sector

Council on Foundations, Washington, D.C.: \$49,600 toward general operating expenses in 2003.

Independent Sector, Washington, D.C.: \$12,000 toward general operating expenses in 2003.

New York Regional Association of Grantmakers, New York, New York: \$15,500 toward general support for the year 2003.

Program Venture Experiment

Foundation-administered project: \$240,000 to apply frameworks for assessing the social impact of ProVenEx investments.

Foundation-administered project: \$250,000 to facilitate the organization and establishment of an investment fund to provide capital and technical assistance to small and medium-sized agri-business companies serving small and medium-sized farmers in eastern and southern Africa.

Jacobs Center for Neighborhood Innovation, San Diego, California: \$1,000,000 as a program-related investment to provide equity capital to finance Phase I of Market Creek Plaza, a 20-acre commercial, retail and cultural community economic development project in a distressed neighborhood in San Diego, California.

Other

Asma Society, New York, New York: \$50,000 toward the costs of launching the Cordoba Dialogues, an interfaith effort to heal the relationship between Islam and America, increase communication and tolerance and stimulate fresh, new approaches to achieving peace.

Bennett College, Greensboro, North Carolina: \$25,000 to strengthen its ability to train young women of color in journalism and communication skills.

Brookings Institution, Washington, D.C.: \$25,000 toward the costs of implementing the recommendations made by its National Commission on the Public Service for reform of the Federal civil service. (Joint with Working Communities)

Center for Strategic and International Studies, Washington, D.C.: \$100,000 for general support. (Joint with Global Inclusion)

Cold Spring Harbor Laboratory, Cold Spring Harbor, New York: \$25,000 toward the costs of an exhibition at the New York Public Library entitled, "Seeking the Secret of Life: DNA in NY."

Faith and Politics Institute, Washington, D.C.: \$25,000 in support of its United States-Republic of South Africa Faith and Politics Initiative, an effort to facilitate the sharing among members of the U.S. Congress and South African Parliamentarians of the experiences of the Republic of South Africa during the transition to majority democracy and the United States during the civil rights movement, with a view to learning from the "unfinished business" of justice and reconciliation.

Faith Regen UK, London, England: \$50,000 toward the costs of a colloquium entitled, The Impact of Faith in Action: U.S.-U.K. Colloquium on Good Practice in Muslim-Christian Regeneration Initiatives, to be held in Philadelphia, February 2004.

Foundation-administered project: \$175,000 for a series of consultancies to assist in the integration of program learning and evaluation mechanisms into the Foundation's areas of work.

Harvard University, Cambridge, Massachusetts: \$50,000 for use by its John F. Kennedy School of Government toward the costs of four workshops on business risks and appropriate responses in connection with the HIV/AIDS epidemic in sub-Saharan Africa and Asia.

Long Island Educational Television Council, Inc., Plainview, New York: \$100,000 toward the costs of distributing the "BBC World News" to public television stations in the United States.

Medical Education Cooperation with Cuba, Atlanta, Georgia: \$25,000 toward the costs of distributing a documentary film on the global impact of Cuba's South-South cooperation in medicine and public health.

National Summit on Africa, Washington, D.C.: \$100,000 in general support of its efforts to educate Americans about Africa and its people, to build bridges of understanding and partnership and to facilitate African social and political development.

New York University, New York, New York: \$25,000 toward the costs of archival processing of John Brademas' Congressional papers, which will serve as the seed for the creation of the John Brademas Center for the Study of Congress.

Rockefeller Foundation Matching Gift Program: \$2,000,000 toward costs of the Rockefeller Foundation Matching Gift Program.

Rockefeller University, New York, New York: \$50,000 toward the costs of an event to mark the 50th anniversary of the discovery of the DNA double helix, to be held February 28, 2003.

Rockefeller University, New York, New York: \$844,456 to cover operating costs associated with the preservation and continuing use of Foundation records deposited at the Rockefeller Archive Center.


Synergos Institute, New York, New York: \$68,500 in general support of its mission to develop effective, sustainable and locally-rooted solutions to poverty in developing countries.

Urban Improv, Jamaica Plain, Massachusetts: \$50,000 for general support of its theater-based violence-prevention programs for students in Boston area public schools. (Joint with Creativity & Culture)

Virtue Foundation, New York, New York: \$50,000 toward the costs of a symposium to commemorate the worldwide compassionate response toward the United States following the tragic events of September 11, 2001.

2003 GRANTS

Special Programs





				2003 Financial Reports	
				Treasurer's Letter 86	
				Independent Auditors' Report 89	
				Statements of Financial Position 90	
				Statements of Activities 91	
				Statements of Cash Flows 92	
				Notes to Financial Statements 93	
				Trustees and Staff 98	

Remarkably strong equity returns during 2003 were a great relief to foundation investors after three years of severe declines. The Rockefeller Foundation benefited from strong markets and from excellent manager performance in U.S., international and emerging market equities. The Foundation's portfolio returned 24.1 percent for the year, and the endowment market value was \$3 billion on December 31, 2003. During the year, Foundation spending totaled \$173 million, or 6.5 percent of endowment market value.

Including the strong 24.1 percent return for 2003, the Foundation's annualized return for the five-year period ending 2003 was 4.5 percent. Since foundations are required by law to spend an average of 5 percent of endowment value, long-term investment returns must average at least 8 percent, assuming 3 percent inflation, in order to preserve the purchasing power of the endowment. Thus, the Foundation's 4.5 percent five-year return is below its long-term objective.

Given the lofty valuations of almost all asset classes today, it will be challenging for foundations to meet their long-term goals in the years ahead. The Treasurer's Office is responding by continuing its aggressive efforts to diversify the portfolio and increase investments in alternative asset classes. The combination of an equity bias and broad diversification among equity-oriented asset classes provides a powerful underpinning for a long-term institutional portfolio. Managers in the alternative asset classes are more likely to add alpha, or risk adjusted excess return, and to be less benchmark oriented.

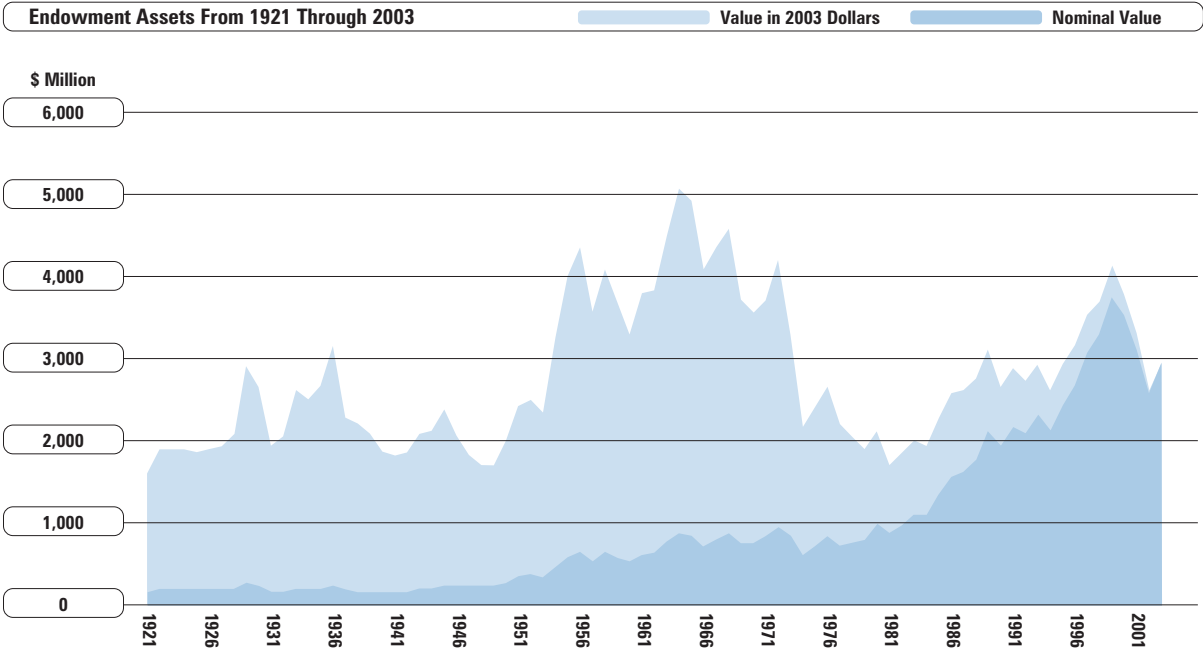
The Foundation's commitment to alternatives includes using absolute return managers who take advantage of market anomalies and use hedging techniques to lower their correlation with public markets. There are also investments in

inefficient private markets with partners who have strong incentives to add value through investment selection and value-added strategies. Private market investments include venture capital, buyouts and real assets.

Returns in alternative asset classes are substantially better for top-tier managers. For example, in venture capital, first quartile managers returned over 20 percent more than third quartile managers over 10 years. In addition, investments in alternative asset classes are less liquid and require longer-term commitments. Therefore, the Treasurer's Office conducts extremely thorough due diligence on managers in these sectors and is unwilling to compromise its high standards in order to achieve target allocations more quickly.

The concept of generational neutrality—maintaining the long-term purchasing power of the endowment after inflation and grantmaking—is a touchstone for the Foundation. With the benefit of compounding investment returns, the Foundation has been able to make \$13 billion (2003 dollars) in grants over the years and at the same time to maintain the endowment in real dollars. Thus, the Rockefeller Foundation's ongoing grantmaking capacity, as well as its legacy of knowledge and experience in philanthropy, are still benefiting the world today.

The following graph shows the history of the Foundation's endowment value in nominal terms and in 2003 dollars. The original corpus, which was fully funded in 1929, was worth \$2.9 billion in 2003 dollars. Though the inflation-adjusted value has been as low as \$1.7 billion and as high as \$5.0 billion, it has averaged \$2.9 billion over the life of the Foundation. Strong returns in 2003 enabled the Foundation to maintain a position in which long-term generational neutrality has been preserved.



In providing oversight of the Rockefeller Foundation's endowment, the board of trustees strives to balance the conflicting objectives of maintaining generational neutrality and maximizing funds for current programs through policies on the spending rate and on the asset allocation of the investment portfolio. The Foundation's long-term target for annual spending is 5.5 percent of the market value of the endowment.

Asset allocation policy is reviewed annually by the Finance Committee, which establishes a target allocation for each asset class. The Foundation rebalances to its policy targets as markets move and does not make frequent tactical shifts in asset allocation. During 2003, staff presented a plan for moving the portfolio further away from investments in marketable securities and increasing commitments to absolute return, real assets, and private equity. The long-term asset allocation targets are:

ASSET CLASS	PERCENT
U.S. Equity	22 – 24
International Equity	18
Global Equity	5
Fixed Income	15
Cash	1
Absolute Return	14 – 16
Real Assets	10 – 12
Private Equity	10 – 12

The Foundation's investment staff develops overall investment strategy, recommends investment managers and oversees their performance and adherence to guidelines, researches new investment opportunities, and monitors and controls portfolio risks. In selecting outside managers, the Foundation seeks firms that, in addition to strong track records, have the people, management structure and disciplined processes, including fundamental research, to generate superior future results. Because investment expenses have a substantial impact on long-term results, cost control is another important component of portfolio oversight.

The Foundation's U.S. equity portfolio is 20 percent invested in an S&P 500 index fund, with the remainder allocated among nine active managers. While the overall portfolio has style and size characteristics similar to the Russell 3000 benchmark, the individual managers have distinct investment approaches and can add significant value through sector and security selection. In some cases, this results in portfolios that are concentrated in a relatively small number of securities. The 400 basis points of alpha generated by the U.S. equity portfolio in 2003 validated the structure and team of managers for this asset class.



The Foundation's international equity portfolio has a small index fund component, which is maintained for purposes of portfolio rebalancing, plus five active managers with EAFE benchmarks. Of the 18 percent allocation to international equities, 6 percent is invested with specialist emerging markets managers. In addition, the Foundation's international managers can include emerging market securities when they are expected to add value versus an EAFE benchmark.

The currency risk in the Foundation's developed international portfolio is hedged by specialist overlay managers with a 50 percent hedged benchmark. The guidelines for the hedging program give managers the latitude to actively adjust their hedge levels in response to market conditions. Thus, while hedging detracted from international equity returns as the dollar declined in 2003, the managers added value compared to their benchmarks through active currency management.

In early 2002, the Foundation added a global equity asset class. The Treasurer's Office believes that increasing worldwide economic integration requires that investment managers be thoughtful about the relative attractiveness of regions and able to identify the best companies in global industries. It is difficult to find managers with true global capacity. The Foundation hired one manager for this role in 2002 and will expand the global asset class and add another manager in 2004. The program has generated outstanding returns since inception.

The fixed income portfolio is invested by four managers. The target allocation includes a 40 percent position in index funds holding government securities, including Treasury Inflation Protected Securities (TIPS). The move to passively managed government securities was made to increase credit quality, to allocate portfolio risk in asset classes where there is greater value-added potential, and to reduce investment management fees. In addition to U.S. Treasury and agency securities, the actively managed portion of the portfolio includes mortgages, corporate bonds and asset-backed securities. A limited commitment to international bonds may be made if the active managers believe they will add value compared to the Lehman Aggregate benchmark.

During 2001, an absolute return asset class was added to the Foundation's portfolio. This asset class, which staff is building slowly with top-tier firms, includes investments in event-driven strategies, long/short equity strategies, and distressed debt.

These investments are expected to provide equity-like returns that are not highly correlated with the public equity and fixed income markets. As of December 31, 2003, the absolute return asset class was 5.6 percent of the endowment. It includes an investment with one fund-of-funds manager, with whom the Foundation has initiated a strategic relationship, as well as direct investments with eight managers.

The Foundation makes investments in private equity and real assets through limited partnerships. The inefficiency of private markets offers long-term institutional investors, who can tolerate illiquidity, the opportunity to benefit from value added by experienced partners. Our strategy is to build relationships with leading firms with whom we can invest in a series of funds over time and to structure partnerships that align our interests with those of our partners.

In private equity, the Foundation has ongoing relationships with 23 venture and buyout partners. Currently, there are substantial commitments that have not been funded as partnerships attempt to digest an overhang of capital raised in prior years. During 2003, partnership calls for capital were approximately equal to distributions on realized investments.

In real assets, the Foundation has ongoing relationships with 12 partners. Property sales in older partnerships substantially exceeded capital calls during 2003 as advisers took advantage of the opportunity to sell high-quality, well-leased properties at favorable prices. This pricing trend has persisted in spite of poor property fundamentals, especially in the office markets. The Foundation has continued to make commitments to proven real estate partners, believing that it is important to be a steady investor in this asset class and that, when interest rates rise, it would be wise to have capital poised to take advantage of any distress that emerges.

As previously underscored, meeting the Foundation's long-term financial objectives will continue to be a challenge. The Treasurer's Office will be responsive, though not narrowly reactive, to the changing market environment and will actively explore potential avenues for enhancing return without unduly increasing portfolio risk.

■ Independent Auditors' Report

The Board of Trustees

The Rockefeller Foundation

We have audited the accompanying statement of financial position of the Rockefeller Foundation (the "Foundation") as of December 31, 2003, and the related statements of activities and cash flows for the year then ended. These financial statements are the responsibility of the Foundation's management. Our responsibility is to express an opinion on these financial statements based on our audit. The financial statements of the Foundation for the year ended December 31, 2002, were audited by other auditors whose report, dated February 21, 2003, expressed an unqualified opinion on those statements.

We conducted our audit in accordance with auditing standards generally accepted in the United States. Those standards require that we plan and perform the audit to obtain reasonable assurance about whether the financial statements are free of material misstatement. An audit includes examining, on a test basis, evidence supporting the amounts and disclosures in the financial statements. An audit also includes assessing the accounting principles used and significant estimates made by management, as well as evaluating the overall financial statement presentation. We believe that our audit provides a reasonable basis for our opinion.

In our opinion, the 2003 financial statements referred to above present fairly, in all material respects, the financial position of the Rockefeller Foundation at December 31, 2003, and the changes in its net assets and its cash flows for the year then ended in conformity with accounting principles generally accepted in the United States.

Deloitte & Touche LLP

New York, New York

March 31, 2004



■ Statements of Financial Position

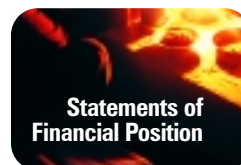

	December 31, 2003 and 2002 (Amounts in thousands)	
Assets	2003	2002
Cash and cash equivalents, including restricted bond funds of \$646 in 2003 and \$662 in 2002 (Notes 2 and 7)	\$ 4,220	\$ 4,532
Dividends, interest and other receivables	6,579	9,548
Investments (Notes 2, 3 and 4)	2,981,278	2,577,455
Property, net of accumulated depreciation and amortization (Note 5)	23,255	24,695
Deferred Federal excise tax (Note 2)	-	5,598
Prepaid pension cost and other assets (Note 6)	56,162	57,236
Total assets	\$ 3,071,494	\$ 2,679,064
Liabilities and Net Assets		
Liabilities:		
Accounts payable and accrued liabilities	\$ 15,926	\$ 10,296
Appropriations by the trustees, approved for specific grantees/purposes but not yet paid (Note 8)	103,622	110,252
Bonds payable, net of unamortized discount totaling \$240 in 2003 and \$252 in 2002 (Note 7)	24,210	24,893
Federal UBIT taxes payable	1,700	-
Deferred Federal excise tax (Note 2)	4,477	-
Accrued post-retirement benefits (Note 6)	18,923	18,676
Total liabilities	168,858	164,117
Commitments (Notes 3 and 4)		
Unrestricted net assets, including board-designated amounts of \$183,735 in 2003 and \$197,246 in 2002 (Note 8)	2,902,636	2,514,947
Total liabilities and net assets	\$ 3,071,494	\$ 2,679,064

See notes to financial statements

■ Statements of Activities

Years ended December 31, 2003 and 2002 (Amounts in thousands)		
Changes in Net Assets	2003	2002
Investment return:		
Realized and change in unrealized gain (loss) on investments—net	\$ 513,408	\$ (416,153)
Dividend and interest income (Note 2)	71,531	82,512
Other investment income	993	725
	585,932	(332,916)
Investment expenses	(18,429)	(15,198)
Net investment return	567,503	(348,114)
Other expenses:		
Approved grants and program costs	134,892	136,214
Program administrative expenses	19,855	19,383
General administrative expenses	12,394	13,678
Provision (benefit) for Federal excise and unrelated business income taxes (Note 2):		
Current	2,598	3,203
Deferred	10,075	(4,297)
	179,814	168,181
Increase (decrease) in unrestricted net assets	387,689	(516,295)
Unrestricted net assets:		
Beginning of year	2,514,947	3,031,242
End of year	\$ 2,902,636	\$ 2,514,947

See notes to financial statements.



■ Statements of Cash Flows

Years ended December 31, 2003 and 2002
(Amounts in thousands)

Cash flows from operating activities

	2003	2002
Increase (decrease) in net assets	\$ 387,689	\$ (516,295)
Adjustments to reconcile increase (decrease) in net assets to cash (used in) provided by operating activities:		
Depreciation and amortization	1,470	1,465
Net unrealized (gain) loss on investments	(509,314)	212,398
Net realized (gain) loss on investments	(4,094)	203,755
Changes in operating assets and liabilities:		
Dividends, interest and other receivables	2,969	2,303
Prepaid pension cost and other assets	1,066	(3,794)
Accounts payable and accrued liabilities	7,330	(3,598)
Appropriations by the trustees, approved for specific grantees/purposes but not yet paid	(6,630)	(11,748)
Deferred Federal excise tax	10,075	(4,297)
Accrued post-retirement benefits	247	231
Net cash used in operating activities	(109,192)	(119,580)

Cash flows from investing activities

Net sales of investments	109,585	120,076
Property additions	(10)	(69)
Net cash provided by investing activities	109,575	120,007

Cash flows from financing activities

Repayments of bonds payable	(695)	(665)
Net cash used in financing activities	(695)	(665)
Net increase (decrease) in cash and cash equivalents, excluding amounts held in investment portfolio	(312)	(238)
Cash and cash equivalents:		
Beginning of year	4,532	4,770
End of year	\$ 4,220	\$ 4,532

Supplemental information

Cash paid for bond interest	\$ 1,325	\$ 1,356
-----------------------------	----------	----------

See notes to financial statements.

1. Organization

The Rockefeller Foundation (the "Foundation"), chartered in 1913 "to promote the well-being of mankind throughout the world," is a knowledge-based global foundation with a commitment to enrich and sustain the lives and livelihoods of poor and excluded people throughout the world. Grantmaking is organized around thematic lines of work: Creativity & Culture, Food Security, Health Equity, Working Communities, a cross-theme of Global Inclusion, and a number of regional and specialty programs. In managing the endowment, the Foundation has two primary objectives: to maximize the funds available for current funding and to preserve the value of the endowment. These objectives are achieved through a diversified investment portfolio and spending policies.

The Foundation qualifies as a tax-exempt organization under Section 501(c)(3) of the Internal Revenue Code and, accordingly, is not subject to Federal income tax (Note 2).

2. Summary of Significant Accounting Policies

CASH AND CASH EQUIVALENTS

Cash and cash equivalents consists of cash and investments with maturities of less than 90 days from the time of purchase. Cash and cash equivalents held by the Foundation's investment managers is not included.

INVESTMENTS

Investments in marketable securities are stated at fair value. Fair value is determined using daily closing prices, where available, for any tradeable instruments on any global stock exchange. Interest income and related expenses are accounted for on the accrual basis on trade date. Dividend income and related expenses are recognized on ex-date, net of withholding taxes where applicable. Realized gains and losses on investments in securities are calculated based on the specific identification method, based on trade date.

Limited partnership investments and similar interests are stated at estimated fair value. Values for these partnerships, which may include investments in both nonmarketable and market-traded securities, are provided by the general partner and reviewed by the Foundation's management. Values may be based on historical cost, appraisals, fair values discounted for concentration of ownership or other estimates that require varying degrees of judgment. The financial statements of the limited partnerships are audited annually by independent auditors.


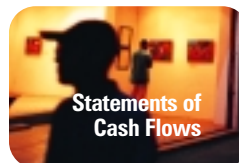
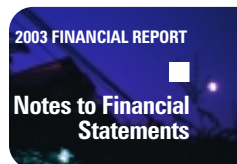
Programmatic investments are philanthropically-driven, non-marketable investments and loans, made under the Foundation's Program Venture Experiment (ProVenEx), in businesses that further the Foundation's program work. Programmatic investments are stated at estimated fair value, which may be based on historical cost, financing events or material changes in the business.

Transactions in other currencies are translated into U.S. dollars at the exchange rates in effect at the date of the transactions. Monetary assets and liabilities denominated in non-U.S. currency are reported at the exchange rates in effect at the dates of the statements of financial position. Any gain or loss arising from a change in exchange rates subsequent to the date of the transaction is included in realized and change in unrealized (loss) gain on investments, net, in the statements of activities. For the years ended December 31, 2003 and 2002, the realized and change in unrealized (loss) gain, net, resulting from foreign exchange was approximately \$46.5 million and \$23.7 million, respectively.

FEDERAL EXCISE AND UNRELATED BUSINESS INCOME TAXES

The Foundation is classified as a private foundation. It is subject to a Federal excise tax of 1 percent or 2 percent on investment income (its principal source of revenue) less investment expenses, and on net realized taxable gains on securities transactions. In accordance with Section 4940(e) of the Internal Revenue Code, for the years ended December 31, 2003 and 2002, the Foundation met the specified distribution requirements and, therefore, was subject to a Federal excise tax of 1 percent. Additionally, the Foundation's investments in certain private equity and real estate partnerships give rise to unrelated business income tax liabilities.

Deferred Federal excise tax arises from temporary differences between financial and tax reporting related to investment income and the difference between the cost basis and fair value of marketable securities.



NEW ACCOUNTING PRONOUNCEMENTS

SFAS No. 132, *Employers' Disclosures About Pensions and Other Postretirement Benefits*, was revised and becomes effective for the Foundation's fiscal year ending December 31, 2004. This revision will not have an effect on the accounting for pensions and other post-retirement benefit costs, but will require additional disclosures.

3. Investments

The Foundation's investment portfolio consists of the following:

	2003 Cost	2003 Fair Value	2002 Cost	December 31 (In thousands) 2002 Fair Value
Marketable securities:				
Money market funds	\$ 155,047	\$ 155,051	\$ 195,067	\$ 195,116
Foreign currency—short-term	-	(7,076)	-	(7,300)
U.S. and other government obligations	309,482	315,492	242,343	252,839
Corporate obligations	119,181	109,766	260,397	244,069
Common stock (including REITs)	1,674,781	1,969,866	1,702,281	1,499,524
Other investments	8,981	9,755	9,264	7,008
Subtotal	2,267,472	2,552,854	2,409,352	2,191,256
Limited partnerships and similar interests:				
Absolute return	129,074	155,144	69,692	80,012
Real estate	108,697	134,463	131,446	156,798
Private equity	307,555	201,954	296,099	194,493
Subtotal	545,326	491,561	497,237	431,303
Programmatic investments	11,886	5,594	9,310	9,310
Pending securities transactions, net	(68,702)	(68,731)	(54,428)	(54,414)
Total	\$ 2,755,982	\$ 2,981,278	\$ 2,861,471	\$ 2,577,455

In 2001, the Foundation began investing in absolute return strategies. Absolute return strategies focus on long/short, event-driven and distressed investments. These investments are held in the form of limited partnerships.

As of December 31, 2003, under the terms of various private equity, real estate and other limited partnership agreements, the Foundation has commitments to contribute approximately \$387 million in additional capital over the next 10 to 15 years.

The Foundation has three investment custodians. Two of these custodians maintained securities lending programs during 2003. Collateral was held at all times in excess of the value of the securities on loan. Investment of this collateral is in accordance with specified guidelines. Interest earned on these transactions is included with other investment income in the statements of activities. The fair value of securities on loan at

USE OF ESTIMATES

The preparation of financial statements in conformity with accounting principles generally accepted in the United States requires management to make estimates and assumptions that affect the amounts reported in the financial statements and accompanying notes. Management believes that the estimates utilized in preparing its financial statements are reasonable and prudent. Actual results could differ from these estimates.

December 31, 2003 and 2002, was approximately \$228.8 million and \$158.4 million, respectively.

4. Derivative Financial Instruments

Derivatives are highly effective tools used to maintain asset mix or adjust portfolio risk exposure. The Foundation invests in futures on the S&P 500 index and U.S. Treasury bonds, and foreign currency forward contracts. The S&P 500 index and U.S. Treasury futures are purchased or sold at minimum transaction cost to adjust desired asset mix. Currency forward contracts are utilized by certain specialist investment managers to hedge foreign currency exposure in the Foundation's international equity portfolio.

Some of the Foundation's investment managers are permitted to use exchange-based options to reach desired investment risk profiles. Options are often used in the Foundation's fixed income portfolio to adjust exposure to interest rate fluctuation

and yield curve movements. Within the limited partnerships, managers may create additional exposure to the Foundation through short sales of securities, and trading in futures and forward contracts, options, swaps and other derivatives products.

The Foundation records its derivative activities on a fair value basis. The fair value of futures, forwards and options is reflected in the statements of financial position. Each of these financial instruments contains varying degrees of risk where-by changes in the fair value of the securities underlying the financial instruments or the cost of satisfying the Foundation's obligation may exceed the amount recognized in the statements of financial position.

The full market risk and credit risk of derivative financial instruments are associated with their underlying contract amounts or "notional values" in addition to their fair values. Market risk represents potential loss from the decrease in the value of these financial instruments. Credit risk represents potential loss from possible nonperformance by obligors and counterparties on the terms of their contracts.

Assets and liabilities represent the derivative contracts purchased and sold by the Foundation. The fair value of such positions represents the net unrealized gains and losses and, consequently, the net receivables and payables at December 31, 2003 and 2002. Fair values of the Foundation's derivative financial instruments generally are determined by either quoted market prices or third-party pricing models. Pricing models utilize a series of market inputs to determine the present value of future cash flows, with adjustments, as required, for credit risk, liquidity risk and ongoing costs.

Fair values of the Foundation's derivative financial instruments at December 31, 2003 and 2002, are summarized below. This table excludes exposures relating to derivatives held indirectly through partnership investments.

	December 31 (In thousands)	
	2003	2002
Equity contracts to manage desired asset mix (contracts primarily based on S&P 500 index):		
Futures contracts:		
Assets	\$ 132	\$ 70
Fixed income contracts to manage portfolio duration, asset mix and interest rate risk:		
Futures contracts:		
Assets	49	(76)
Liabilities	(38)	128
Foreign currency contracts to hedge foreign exchange exposure in non-U.S. dollar securities:		
Forward contracts:		
Assets	5,091	2,527
Liabilities	(11,938)	(9,853)

At December 31, 2003 and 2002, there was approximately \$17.0 million and \$12.3 million related to over-the-counter ("OTC") contracts and approximately \$219,000 and \$274,000 related to exchange-traded contracts. As of December 31, 2003 and 2002, approximately \$8.7 million and \$7.8 million were maintained on deposit with brokers for margin requirements on futures, forwards and options. Counterparties to the Foundation's OTC derivative products are high credit quality institutions, which are primarily banks, securities firms and investment companies. Management does not anticipate that losses, if any, resulting from credit or market risk, would materially affect the Foundation's financial position.

5. Property

Expenditures for capital items currently in use are included in the property account and depreciated on a straight-line basis over the lives of the respective assets. At December 31, 2003 and 2002, the property account included the following:

	(In thousands)	
	2003	2002
Condominium interest in		
420 Fifth Avenue	\$ 16,555	\$ 16,555
Condominium improvements	14,130	14,130
Furniture, fixtures and equipment	2,764	2,831
	33,449	33,516
Less accumulated depreciation and amortization	10,194	8,821
Property—net	\$ 23,255	\$ 24,695



2003 FINANCIAL REPORT
Notes to Financial Statements



6. Pensions and Other Post-Retirement Benefits

The Foundation maintains a defined benefit pension plan (the "Plan") for regular salaried employees who were at least 21 years old and have completed one year of service or had attained the age of 40 prior to July 1, 2000. As of July 1, 2000, the Plan was closed to new employees and also to those employees hired prior to July 1, 2000, who did not meet the eligibility requirements. The Plan provides retirement benefits based on years of service and final average pay, with benefits after retirement subject to increase under a cost-of-living augmentation formula. The Foundation makes annual contributions to the Plan, as needed, based on actuarial calculations, in amounts sufficient to meet the minimum funding requirements pursuant to the Employee Retirement Income Security Act of 1974. Plan assets are invested in a diversified portfolio of equities and fixed income securities.

In 2000, the Foundation enhanced its 401(k) plan to create the Retirement Savings Plan (formerly, the Trusteed Savings Plan).

Foundation contributions are now made to equal 13 percent of compensation plus a dollar-for-dollar match of up to an additional 2 percent of compensation contributed on a pre-tax basis by employees up to the compensation cap of \$200,000. Current members of the Plan had the option of remaining in the combined retirement plan consisting of the defined benefit pension plan and the former 401(k) Trusteed Savings Plan or moving to the new Retirement Savings Plan. Employees can make additional unmatched pre-tax contributions which, when combined with employee contributions that are matched, cannot exceed the maximum pre-tax contribution limit of \$12,000. All contributions are credited to the participants' accounts. The Foundation's contributions to the plans were \$ 1,517,000 in 2003 and \$1,538,000 in 2002.

Locally hired staff, in the Foundation's foreign offices, participate in provident funds or building societies that conform with local customs, conditions or law.

	2003 Pension Benefits	2002 Pension Benefits	2003 Other Benefits	(In thousands) 2002 Other Benefits
Benefit obligation at year-end	\$ 63,022	\$ 60,075	\$ 16,744	\$ 16,437
Fair value of plan assets at year-end	90,471	79,442	-	-
Funded status of the plan (underfunded)	\$ 27,449	\$ 19,367	\$ (16,744)	\$ (16,437)
Prepaid (accrued) benefit cost recognized in the statements of financial position	\$ 52,914	\$ 54,150	\$ (18,923)	\$ (18,676)
Weighted-average assumptions as of December 31:				
Discount rate	6.25 %	6.75 %	6.25 %	6.75 %
Expected return on plan assets	8.75	8.75		
Rate of compensation increase	4.50	4.50		

The Foundation provides certain health care and life insurance benefits ("Other Benefits") for retired employees. Employees are eligible for these benefits when they meet the criteria for retirement under the Foundation's pension plan. The plans are noncontributory and there are no cost sharing features.

The Foundation accrues the expected cost of providing post-retirement benefits over the years that employees render service and pays the cost of retiree health-care benefits with excess pension plan assets under the applicable provisions of the Internal Revenue Code.

	2003 Pension Benefits	2002 Pension Benefits	2003 Other Benefits	(In thousands) 2002 Other Benefits
Net periodic benefit cost (credit)	\$ 1,235	\$ (3,601)	\$ 1,280	\$ 1,273
Benefits paid	3,134	3,226	1,069	1,004

The Medicare Prescription Drug, Improvement and Modernization Act of 2003 introduces a prescription drug benefit under Medicare, as well as a federal subsidy to sponsors of retiree medical benefit plans that provide a benefit that is similar to Medicare. In accordance with Financial Accounting Standards Board Staff Position (FSP) No. 106-1, *Medicare Prescription Drug, Improvement and Modernization Act of 2003*, the Foundation has elected to defer recognizing the effects of the Act on its accounting of retiree medical benefits until such time that specific authoritative guidance is issued. When authoritative guidance is issued, the Foundation may be required to change previously recorded information.

For measurement purposes, an 8 percent annual rate of increase in the pre-65 per capita cost of covered health-care benefits was assumed for 2003. The rate was assumed to decrease gradually to 5 percent by 2006 and remain at that level thereafter.

7. Bonds Payable

During fiscal 1993, the Foundation issued \$20,445,000 in tax-exempt term bonds and \$9,815,000 in tax-exempt serial bonds to fund the acquisition, construction and furnishing of a new office facility (the "Facility"). The bond proceeds and related investment income earned were held by a trustee (the "Trustee") and have been disbursed at the direction of the Foundation to fund allowable Facility-related costs.

The bonds are rated Aaa by Moody's and AAA by Standard & Poor's and are backed by the general assets of the Foundation. In addition, the bonds are secured by the Foundation's ownership interest in the Facility, a leasehold interest in the Facility, and insurance proceeds with respect to the Facility. The nominal interest rates on the serial bonds range from 4.8 percent to 5.1 percent. The nominal interest rates attributable to the term bonds are 5.3 percent and 5.4 percent.

The serial bonds mature in various amounts, ranging from \$725,000 to \$880,000 per year, through 2008. The term bonds are due in 2013 (\$5,140,000) and 2023 (\$15,305,000). Bond maturities are as follows (in thousands):

Fiscal year ending December 31:		
2004	\$	725
2005		760
2006		800
2007		840
2008		880
Thereafter		20,445
	\$	24,450

8. Appropriations and Expenditures

Appropriations by the trustees are considered to be obligations when grants are approved (awarded) for specific grantees; appropriations not released for specific grantees and the appropriation for the budget for the next year are considered as board-designated net assets. The majority of approved grants are scheduled for payment within one year. Investment expenses, program and general administrative expenses and excise and unrelated business income taxes account for approximately 28 percent in 2003 (27 percent in 2002) of the Foundation's total expenses and are charged to operations when incurred.

Appropriations and expenditures for the year are summarized as follows:

	(In thousands)		
	Approved for Specific Grantees/Purposes	Approved for Allocation and Next Year's Budget	Total Appropriated
Balance—			
December 31, 2002	\$ 110,252	\$ 197,246	\$ 307,498
Approved grants and program and administrative costs	169,336	(169,336)	-
Lapses and refunds	(1,501)	(4,175)	(5,676)
Expenditures for grants and operations	(174,465)	-	(174,465)
2004 budget	-	160,000	160,000
Balance—			
December 31, 2003	\$ 103,622	\$ 183,735	\$ 287,357



2003 FINANCIAL REPORT
Notes to Financial Statements



■ Trustees and Staff

Board of Trustees

James Orr III

*Chair
President and Chief Executive Officer
LandingPoint Capital
Boston, Massachusetts*

Fernando Henrique Cardoso

*Chairman
Instituto Fernando Henrique Cardoso
São Paulo, Brazil*

Gordon Conway

*President
The Rockefeller Foundation
New York, New York*

David de Ferranti

*Vice President
Latin America and Caribbean Regional Office
The World Bank
Washington, D.C.
(Retired from Rockefeller Foundation board,
April 2004)*

William Foege

*Presidential Distinguished Professor Emeritus
Rollins School of Public Health
Emory University
Atlanta, Georgia*

Thomas Healey

*Limited Partner
Goldman, Sachs & Co.
New York, New York*

Antonia Hernández

*President and Chief Executive Officer
California Community Foundation
(as of February 1, 2004)
Los Angeles, California*

Linda Hill

*Wallace Brett Donham Professor of
Business Administration
Harvard Business School
Boston, Massachusetts
(Retired from Rockefeller Foundation board,
April 2004)*

David Lawrence

*Chairman Emeritus
Kaiser Foundation Health Plan, Inc.,
and Kaiser Foundation Hospitals
Oakland, California*

Strive Masiyiwa

*Chief Executive Officer
Econet Wireless International
Johannesburg, South Africa*

Jessica Mathews

*President
Carnegie Endowment for International Peace
Washington, D.C.*

Mamphela Ramphele

*Managing Director
The World Bank
Washington, D.C.*

Vo-Tong Xuan

*Rector
Angiang University
Long Xuyen City, An Giang, Vietnam*

The Rev. Canon Frederick Boyd Williams

*Rector
Episcopal Church of the Intercession
New York, New York*

Staff

OFFICE OF THE PRESIDENT**Gordon Conway**

President

April Chapman

Special Assistant to the President

Simone DeVone

Executive Assistant

Juanita Frazier-Martin

Administrative Associate

Mary Langeron

Administrative Assistant

**OFFICE OF THE SENIOR VICE PRESIDENT—
SAN FRANCISCO****Julia Lopez**

Senior Vice President

Susan Sechler

*Senior Adviser for Biotechnology Policy
(Washington, D.C.)*

Jacqueline Khor

Associate Director, Public/Private Partnerships

Pilar Palaciá

Program Administrator

Janet O'Connell

Executive Assistant (New York)

Paula Kuhn

Program Assistant, Private/Public Partnerships

OFFICE OF THE CORPORATE SECRETARY**Lynda Mullen**

Corporate Secretary

Pamela O'Kane Foster

Assistant Corporate Secretary

Cheryl McEwan

Grants Process Administrator

Jason Boone

Executive Associate

**OFFICE OF THE CORPORATE SECRETARY:
RECORDS MANAGEMENT****Robert Bykofsky**

Records Manager

David Montes

Records Analyst

Elizabeth Peña

Records Analyst

OFFICE OF THE VICE PRESIDENT FOR
ADMINISTRATION AND REGIONAL PROGRAMS

Cheikh Mbacké

Vice President, Administration and Regional Programs

Ruben Puentes

Associate Vice President, Knowledge Management

Joseph Bookmyer

Manager, Fellowships and Special Projects

An Trotter

Executive Associate

Angela Bowens-Gamble

Executive Assistant

OFFICE OF THE VICE PRESIDENT FOR
ADMINISTRATION AND REGIONAL PROGRAMS:
LIBRARY SERVICES

Bernadette Pierre

Acting Research Manager

Chris Bentley

Library Assistant

David Vega

Circulation Assistant

OFFICE OF THE VICE PRESIDENT FOR
HUMAN AND FINANCIAL RESOURCES

Robert Giacometti

Vice President, Human and Financial Resources

Joselito Manasan

Executive Assistant

Kay Lee

Executive Associate (as of January 2004)

FINANCIAL RESOURCES

Charles Lang

Director, Financial Resources

Robert Irving

Manager, Accounting Operations and Financial Control

Mark Swenson

Manager, Grants and Fellowship Accounting

Aida Arias

Senior Accountant, Payroll/Accounts Payable

Justina Ulloa

Senior Accountant, Grants Accounting

Curtis Chambers

Senior Accountant, Payroll

Irena DiMario

Senior Accountant

Sandy Frisch

Accountant, Grants Accounting

Marcia Noureldin

Accountant, Payroll/Accounts Payable

Anu Patel

Tax Accountant

Eugene Saunov

Accountant, Grants Accounting

HUMAN RESOURCES

Judith Hamer

Learning Officer

K. Gale O'Neal

Assistant Director

Dawn Ellery

Manager, Compensation and Benefits

Gwendolyn Blackstone

Administrator

Diane Headley

Staffing Specialist

Surujdai Persaud

Compensation and Benefits Associate

OFFICE OF THE VICE PRESIDENT FOR BELLAGIO
AND COMMUNICATION FOR SOCIAL CHANGE

Denise Gray-Felder

Vice President, Bellagio and Communication for Social Change (until January 2004)

Kay Lee

Executive Associate (until January 2004)

BELLAGIO CENTER OFFICE—NEW YORK

Susan Garfield

Manager

Linda Marston-Reid

Administrative Associate

OFFICE OF THE ASSOCIATE VICE PRESIDENT

Joyce Moock

Associate Vice President

Jennifer Pawlowski

Program Coordinator

COMMUNICATIONS OFFICE

André Oliver

Director

George Soule

Associate Director

Brian Byrd

Assistant Director

Susan Muir

Production Associate

Kathy Van Doren

Executive Assistant

INFORMATION TECHNOLOGY

Fernando Mola-Davis

Chief Technology Officer

Scott Ceniza-Levine

Project Leader

Paul Shusterman

Project Leader

Lie Qiao Cao

Database Programmer/Analyst

Rahwa Senay

Database Programmer/Analyst

Vito Romano

Help Desk Administrator

Alma Leathers

Administrative Assistant

OFFICE SERVICES

Cora Springer

Manager

Hillary Castillo

Operations Manager

Cathy Boston

Operations Associate, Facilities

Andrew Saunderson

Operations Associate, Purchasing

Charles Bodt

Operations Specialist, Audio Visual Services

Renese Vought

Operations Specialist, Conferences

TREASURER'S OFFICE

Donna Dean

Treasurer and Chief Investment Officer

Chun Lai

Senior Portfolio Manager and Manager of Investment Research

Ronald Chen

Senior Portfolio Manager

Renata Kelly

Senior Portfolio Manager

Michelle Pak

Senior Portfolio Manager

Jeffrey Sassoon

Manager of Investment Operations

Cindy Shiung



Process Coordinator

Melissa D'Agostino

Executive Assistant

Di Eckerle

Executive Assistant



Trustees and Staff

CREATIVITY & CULTURE

Julia Lopez
Acting Director

Lynn Szwaja
Deputy Director

Joan Shigekawa
Associate Director

Tomás Ybarra-Frausto
Associate Director

Peter Helm
Program Administrator

Scott MacDougall
Program Associate

Bonnie Rivers
Program Assistant

FOOD SECURITY

Gary Toenniesen
Director

Peter Matlon
Deputy Director

Deborah Delmer
Associate Director

Akinwumi Adesina
Associate Director (Kenya)

Joseph DeVries
Associate Director (Kenya)

John Lynam
Associate Director (Kenya)

John O'Toole
Associate Director (Thailand)

Bharati Patel
Associate Director (Kenya)

Laura Fishler
Program Administrator

Jocelyn Peña
Program Coordinator

Sarah Dioguardi
Executive Assistant

Maria Trujillo
Program Associate

Angela Doria
Program Assistant

GLOBAL INCLUSION

Janet Maughan
Deputy Director

Ram Manikkalingam
Adviser

Carol Tyler
Program Administrator

Amanda Severeid
Program Coordinator

Rhea Flaten
Program Associate

Carol Mensah
Executive Assistant

Huma Mody
Program Assistant

GLOBAL INCLUSION: THE PHILANTHROPY WORKSHOP

Salvatore LaSpada
Associate Director

Lauren Maher
Program Coordinator

Aimee Sostowski
Program Assistant

HEALTH EQUITY

Ariel Pablos-Méndez
Acting Director

Katherine Bond
Associate Director (Thailand)

Charles Gardner
Associate Director

Sarah Macfarlane
Associate Director

Pat Naidoo
Associate Director (Kenya)

Anthony So
Associate Director

Evelyn Majidi
Program Administrator

Orneata Prawl
Senior Program Associate

Hilary Brown
Program Coordinator

Charlanne Burke
Program Coordinator

Henni Donnenfeld
Executive Assistant

Rodkangyil Orion Danjuma
Program Assistant

Adama Kouyaté
Program Assistant

WORKING COMMUNITIES

Darren Walker
Director

Katherine McFate
Deputy Director

Frederick Frelow
Associate Director

Elisabeth Biemann
Associate Director

Anne Judge
Program Administrator

Julia Utz
Program Associate

Roslyn Nedd
Executive Assistant

Maureen Cullen
Program Assistant

Michael Damian
Program Assistant

M. Katherine Grantz
Program Assistant

WORKING COMMUNITIES: CALIFORNIA WORKS FOR BETTER HEALTH—SAN FRANCISCO

Martha Jimenez
Associate Director

Deborah Whittle
Technical Assistance Project Associate

Vincent Spina
Program Assistant

WORKING COMMUNITIES: NEXT GENERATION LEADERSHIP

Surita Sandosham
Associate Director

Ricardo Martinez
Program Assistant

BELLAGIO STUDY AND
CONFERENCE CENTER—ITALY

Gianna Celli

Managing Director

Enrica Gilardoni

Bookkeeper and Payroll/Personnel Assistant

Nadia Gilardoni

Conference Assistant

Elena Ongania

Receptionist and Residents' Assistant

FACILITY STAFF

Antonio Billai

Dina Caola

Alfredo Cattaneo

Paola Ferradini

Cesare Ferrario

Andrea Gilardoni

Marina Gilardoni

Simona Gilardoni

Umbertina Gilardoni

Vittorio Gilardoni

Diana Maria Gonzalez

Francesco Manera

Laura Maranesi

Mauro Mazzucchi

Victoria Monsalve

Chana Nanayakkara

Beppino Salvadori

Giacomo Sancassani

Nicoletta Sancassani

Weja Seethawaka

Rupasena Sempapperuma

Antonello Vaccani

Ezio Vicini

Marco Wenk

Gianmario Zagheni

Rosa Zambetti

AFRICA REGIONAL OFFICE—KENYA

Peter Matlon

Director (as of January 2004)

John Lynam

Associate Director, Food Security and

Acting Director (until January 2004)

Akinwumi Adesina

Associate Director, Food Security

Joseph DeVries

Associate Director, Food Security

Pat Naidoo

Associate Director, Health Equity

Katherine Namuddu

Associate Director, Human Capacity Building

Bharati Patel

Associate Director, Food Security

(on study leave at ICRISAT, India)

Kenneth Amunga

Finance Manager

Benson Obonyo

Program Coordinator, Africa Regional Program

Vuhya Amulyoto

Acting Manager, Human Resources and

Program Associate, Africa Regional Program

and Health Equity

Wanjiku Kiragu

Acting Manager, Office Services and

Program Associate, Food Security

Rosemary Njoroge

Senior Program Assistant, Africa Regional

Program and Health Equity

Mulemia Maina

Program Assistant, Food Security

Rita Musyimi

Executive Assistant

Benard Siro

Assistant Accountant

Pauline Kamau

Administrative Assistant

Caroline Adala

Program Assistant, Food Security

Jacinta Mwithaga

Administrative Assistant

Judith Naibei

Library Assistant

Johnson Bor

Senior Communications Assistant

Nancy Kedogo

Senior General Services Assistant

Peter Muigai

Senior Driver/Messenger

Viscard Ronoh

Driver/Messenger

ZIMBABWE

Stembeni Chirume

Manager, Finance and Administration

Vongai Kandiwa

Program Research Associate

Faracia Duri

Program Assistant, Health Equity

Zomhlaba Mbanje

Administrative Assistant

Julie Sande

Communications Assistant

Golden Tembo

Office Orderly

MEXICO

Ruben Puentes

Representative for Mexico (until December 31, 2003) and Associate Vice President, Knowledge Management (New York)

Pilar Palaciá

Manager, Finance and Administration (until December 31, 2003) and Program Administrator (San Francisco)

Judith Cuevas

Secretary

Javier García

Operations Assistant

Daniel Rios

Communication Assistant

SOUTHEAST ASIA REGIONAL OFFICE—THAILAND

Rosalía Sciortino

Regional Representative for Southeast Asia and Associate Director, Health Equity

Katherine Bond

Associate Director, Health Equity

John O'Toole

Associate Director, Food Security

Wannee Vardhanabhuti

Manager, Finance and Administration

Nistasmai Ransaeva

Program Coordinator

Busaba Tejagupta

Grant Administrator

Kitima Praphandha

Executive Assistant

Jaravee lengphasuk

Communication Assistant

Suchart Komol

Driver/Office Assistant

Chalermpol Attasara

Driver/Office Assistant


Pannipa Ruamboon

Services Assistant



Trustees and Staff





The Rockefeller Foundation thanks all those who contributed to this report, and especially the following: ELDORET: Wafaa El-Sadr • Deborah Phillips • Randee Sacks • John Sidle • Mailman School of Public Health at Columbia University • Moi Teaching and Referral Hospital • Mosoriot Rural Health Center • David Mushiri and Cecilia Onjero • Ezekiel Indiekuli and Pauline Muruli • Geoffrey Gathairu • The Presbyterian Church of East Africa (Ayub Kinyua Parish) • Salina and Chepkoech Cheserem • Evalyne Wesonga • Elseba Maiyo • Jane Saina • Catherine Wekesa • Margaret Wangare • KAKAMEGA: Hannington Obiero • Kenya Agricultural Research Insititute • Julita Okiru • Rose Ekwenye • Margaret Ibere • Redemta Amutos • Charles Aramania • Gladys Andiva • Njugu Women's Group • Ancet Okudo • MILWAUKEE: Julie Kersick • Nadine Machicote • The New Hope Project • Chicago Title Insurance Co. • CAMBODIA: Ingrid Muan • Ly Daravuth • Reyum Insitue of Arts and Culture • An Sok • Chhorn • Sovannnara • Preap Chanmara • Youk Seng Long • Chet Chan • Sim Sarin • Ung Sok • Svay Ken • Chea Narin • Chea Sopheary • Van Sovanny • Kem Sonine • Phreap Chanmara • Som Samai • Som Sinaen • Som Sineoum • Vann Nhat • Nun Muny Pagoda • Charles Aramania • Gladys Andiva • Njugu Women's Group • Ancet Okudo

ART DIRECTION AND DESIGN: © Emerson, Wajdowicz Studios / www.designEWS.com

PHOTOGRAPHY: Jonas Bendiksen (except p.72, 73 and 77 by Steve McCurry)

WRITING: Tony Proscio

© 2004 The Rockefeller Foundation

420 Fifth Avenue
New York, New York
10018-2702 U.S.A.
www.rockfound.org





420 Fifth Avenue
New York, New York
10018-2702 U.S.A.
www.rockfound.org



Return of Private Foundation
or Section 4947(a)(1) Nonexempt Charitable Trust
Treated as a Private Foundation

2003

Note: The organization may be able to use a copy of this return to satisfy state reporting requirements.

For calendar year 2003, or tax year beginning , and ending

G Check all that apply: ☐ Initial return ☐ Final return ☐ Amended return ☐ Address change ☐ Name change

Use the IRS label. Otherwise, print or type. See Specific Instructions.

Name of organization
THE ROCKEFELLER FOUNDATION

Number and street (or P O box number if mail is not delivered to street address) Room/suite
420 FIFTH AVENUE

City or town, state, and ZIP code
NEW YORK, NY 10018-2702

A Employer identification number
13-1659629

B Telephone number
212-869-8500

C If exemption application is pending, check here ☐

D 1. Foreign organizations, check here ☐
2. Foreign organizations meeting the 85% test, check here and attach computation ☐

E If private foundation status was terminated under section 507(b)(1)(A), check here ☐

F If the foundation is in a 60-month termination under section 507(b)(1)(B), check here ☐

H Check type of organization: ☒ Section 501(c)(3) exempt private foundation
☐ Section 4947(a)(1) nonexempt charitable trust ☐ Other taxable private foundation

I Fair market value of all assets at end of year (from Part II, col (c), line 16)
\$ 3,026,669,399. (Part I, column (d) must be on cash basis.)

J Accounting method: ☒ Cash ☐ Accrual
☐ Other (specify) _____

Part I Analysis of Revenue and Expenses
(The total of amounts in columns (b), (c), and (d) may not necessarily equal the amounts in column (a).)

	(a) Revenue and expenses per books	(b) Net investment income	(c) Adjusted net income	(d) Disbursements for charitable purposes (cash basis only)
1 Contributions, gifts, grants, etc., received				
Check <input checked="" type="checkbox"/> If the foundation is not required to attach Sch B				
2 Distributions from split-interest trusts				
3 Interest on savings and temporary cash investments	1,342,104.	1,342,104.	0.	
4 Dividends and interest from securities	74,071,492.	77,931,586.	0.	
5a Gross rents				
b (Net rental income or (loss))				
6a Net gain or (loss) from sale of assets not on line 10	4,093,916.			STATEMENT 1
b Gross sales price for all assets on line 6a	4076387686.			
7 Capital gain net income (from Part IV, line 2)		14,458,361.		
8 Net short-term capital gain			N/A	
9 Income modifications				
10a Gross sales less returns and allowances				
b Less: Cost of goods sold				
c Gross profit (loss)				
11 Other income	539,355.	4,174,699.	92,500.	STATEMENT 2
12 Total Additions 1 through 11	80,046,867.	97,906,750.	92,500.	
13 Compensation of officers, directors, trustees, etc	2,615,643.	621,939.	0.	1,984,233.
14 Other employee salaries and wages	12,783,638.	1,210,637.	0.	11,545,026.
15 Pension plans, employee benefits	4,854,901.	470,261.	0.	4,376,635.
16a Legal fees	2,333,894.	261,419.	0.	2,047,277.
b Accounting fees	172,553.	76,000.	0.	96,553.
c Other professional fees	15,452,005.	14,241,698.	92,500.	1,117,807.
17 Interest	1,159,875.	0.	0.	1,159,875.
18 Taxes	265,819.	62,652.	0.	0.
19 Depreciation and depletion	1,450,505.	315,873.	0.	
20 Occupancy	2,086,906.	419,702.	0.	1,667,205.
21 Travel, conferences, and meetings	2,267,492.	131,428.	0.	2,136,064.
22 Printing and publications	407,915.	21,165.	0.	386,750.
23 Other expenses	6,409,543.	1,842,714.	0.	4,708,406.
24 Total operating and administrative expenses. Add lines 13 through 23	52,260,689.	19,675,488.	92,500.	31,225,831.
25 Contributions, gifts, grants paid	133,710,842.			140,969,803.
26 Total expenses and disbursements. Add lines 24 and 25	185,971,531.	19,675,488.	92,500.	172,195,634.
27 Subtract line 26 from line 12:				
a Excess of revenue over expenses and disbursements	<105924664.>			
b Net investment income (If negative, enter -0-)		78,231,262.		
c Adjusted net income (If negative, enter -0-)			0.	

Part II Balance Sheets		Beginning of year	End of year	
			(a) Book Value	(b) Book Value
Assets	1 Cash - non-interest-bearing	4,560,602.	4,150,198.	4,150,198.
	2 Savings and temporary cash investments	140,638,640.	86,344,423.	79,244,189.
	3 Accounts receivable ▶ 1,166,405.			
	Less: allowance for doubtful accounts ▶	1,393,470.	1,166,405.	1,166,405.
	4 Pledges receivable ▶			
	Less: allowance for doubtful accounts ▶			
	5 Grants receivable			
	6 Receivables due from officers, directors, trustees, and other disqualified persons STMT 13	15,969.	6,680.	6,680.
	7 Other notes and loans receivable ▶			
	Less: allowance for doubtful accounts ▶			
	8 Inventories for sale or use			
	9 Prepaid expenses and deferred charges	3,319,416.	3,302,485.	3,302,485.
	10a Investments - U.S. and state government obligations STMT 8	247,765,620.	297,442,122.	302,117,434.
	b Investments - corporate stock STMT 9	1711544566.	1683732624.	1979620885.
	c Investments - corporate bonds STMT 10	252,091,301.	110,342,886.	99,842,765.
Liabilities	11 Investments - land, buildings, and equipment: basis ▶ 1,812,002.			
	Less accumulated depreciation STMT 17 ▶ 1,258,900.	868,276.	553,102.	553,102.
	12 Investments - mortgage loans			
	13 Investments - other STMT 11	504,297,542.	574,868,421.	518,494,300.
	14 Land, buildings, and equipment: basis ▶ 31,714,842.			
	Less accumulated depreciation STMT 17 ▶ 9,012,972.	23,827,057.	22,701,870.	36,012,056.
	15 Other assets (describe ▶ STMT 13)	5,426,190.	3,450,000.	2,158,900.
	16 Total assets (to be completed by all filers)	2895748649.	2788061216.	3026669399.
	17 Accounts payable and accrued expenses	5,471,296.	11,021,020.	
	18 Grants payable	107,562,258.	103,038,758.	
	19 Deferred revenue			
	20 Loans from officers, directors, trustees, and other disqualified persons			
	21 Mortgages and other notes payable			
	22 Other liabilities (describe ▶ STMT 14)	27,582,570.	24,793,577.	
	23 Total liabilities (add lines 17 through 22)	140,616,124.	138,853,355.	
Net Assets or Fund Balances	Organizations that follow SFAS 117, check here ▶ <input checked="" type="checkbox"/> and complete lines 24 through 26 and lines 30 and 31.			
	24 Unrestricted	2755132525.	2649207861.	
	25 Temporarily restricted			
	26 Permanently restricted			
	Organizations that do not follow SFAS 117, check here ▶ <input type="checkbox"/> and complete lines 27 through 31.			
	27 Capital stock, trust principal, or current funds			
	28 Paid-in or capital surplus, or land, bldg., and equipment fund			
	29 Retained earnings, accumulated income, endowment, or other funds			
	30 Total net assets or fund balances	2755132525.	2649207861.	
	31 Total liabilities and net assets/fund balances	2895748649.	2788061216.	

Part III Analysis of Changes in Net Assets or Fund Balances

1 Total net assets or fund balances at beginning of year - Part II, column (a), line 30 (must agree with end-of-year figure reported on prior year's return)	1	2755132525.
2 Enter amount from Part I, line 27a	2	<105,924,664.>
3 Other increases not included in line 2 (itemize) ▶	3	0.
4 Add lines 1, 2, and 3	4	2649207861.
5 Decreases not included in line 2 (itemize) ▶	5	0.
6 Total net assets or fund balances at end of year (line 4 minus line 5) - Part II, column (b), line 30	6	2649207861.

Part IV Capital Gains and Losses for Tax on Investment Income

(a) List and describe the kind(s) of property sold (e.g., real estate, 2-story brick warehouse; or common stock, 200 shs. MLC Co.)		(b) How acquired P - Purchase D - Donation	(c) Date acquired (mo., day, yr.)	(d) Date sold (mo., day, yr.)
1a SEE STATEMENT 1		P		
b				
c				
d				
e				

(e) Gross sales price	(f) Depreciation allowed (or allowable)	(g) Cost or other basis plus expense of sale	(h) Gain or (loss) (e) plus (f) minus (g)
a			
b			
c			
d			
e			

Complete only for assets showing gain in column (h) and owned by the foundation on 12/31/69

(i) F.M.V. as of 12/31/69	(j) Adjusted basis as of 12/31/69	(k) Excess of col. (i) over col. (j), if any	(l) Gains (Col. (h) gain minus col. (k), but not less than -0-) or Losses (from col. (h))
a			
b			
c			
d			
e			

2 Capital gain net income or (net capital loss). { If gain, also enter in Part I, line 7 If (loss), enter -0- in Part I, line 7 }	2	14,458,361.
3 Net short-term capital gain or (loss) as defined in sections 1222(5) and (6): If gain, also enter in Part I, line 8, column (c). If (loss), enter -0- in Part I, line 8	3	0.

Part V Qualification Under Section 4940(e) for Reduced Tax on Net Investment Income

(For optional use by domestic private foundations subject to the section 4940(a) tax on net investment income.)

If section 4940(d)(2) applies, leave this part blank.

Was the organization liable for the section 4942 tax on the distributable amount of any year in the base period?

☐ Yes ☒ No

If "Yes," the organization does not qualify under section 4940(e). Do not complete this part.

1 Enter the appropriate amount in each column for each year; see instructions before making any entries.

(a) Base period years Calendar year (or tax year beginning in)	(b) Adjusted qualifying distributions	(c) Net value of noncharitable-use assets	(d) Distribution ratio (col. (b) divided by col. (c))
2002	183,856,084.	2,797,840,247.	.0657136
2001	161,324,162.	3,203,532,191.	.0503582
2000	192,769,897.	3,636,520,887.	.0530094
1999	180,042,518.	3,375,268,014.	.0533417
1998	146,411,013.	3,136,815,412.	.0466750

2 Total of line 1, column (d)	2	.2690979
3 Average distribution ratio for the 5-year base period - divide the total on line 2 by 5, or by the number of years the foundation has been in existence if less than 5 years	3	.0538196
4 Enter the net value of noncharitable-use assets for 2003 from Part X, line 5	4	2,666,463,895.
5 Multiply line 4 by line 3	5	143,508,020.
6 Enter 1% of net investment income (1% of Part I, line 27b)	6	782,313.
7 Add lines 5 and 6	7	144,290,333.
8 Enter qualifying distributions from Part XII, line 4 If line 8 is equal to or greater than line 7, check the box in Part VI, line 1b, and complete that part using a 1% tax rate. See the Part VI instructions.	8	173,205,080.

Part VI Excise Tax Based on Investment Income (Section 4940(a), 4940(b), 4940(e), or 4948 - see instructions)

1a Exempt operating foundations described in section 4940(d)(2), check here <input type="checkbox"/> and enter "N/A" on line 1. Date of ruling letter: _____ (attach copy of ruling letter if necessary-see instructions)			
b Domestic organizations that meet the section 4940(e) requirements in Part V, check here <input checked="" type="checkbox"/> and enter 1% of Part I, line 27b		1	782,313.
c All other domestic organizations enter 2% of line 27b. Exempt foreign organizations enter 4% of Part I, line 12, col. (b)			
2 Tax under section 511 (domestic section 4947(a)(1) trusts and taxable foundations only. Others enter -0-)		2	0.
3 Add lines 1 and 2		3	782,313.
4 Subtitle A (income) tax (domestic section 4947(a)(1) trusts and taxable foundations only. Others enter -0-)		4	0.
5 Tax based on investment income. Subtract line 4 from line 3. If zero or less, enter -0-		5	782,313.
6 Credits/Payments:			
a 2003 estimated tax payments and 2002 overpayment credited to 2003	6a	560,000.	
b Exempt foreign organizations - tax withheld at source	6b		
c Tax paid with application for extension of time to file (Form 8868)	6c	40,000.	
d Backup withholding erroneously withheld	6d		
7 Total credits and payments. Add lines 6a through 6d	7	600,000.	
8 Enter any penalty for underpayment of estimated tax. Check here <input checked="" type="checkbox"/> if Form 2220 is attached	8	4,763.	
9 Tax due. If the total of lines 5 and 8 is more than line 7, enter amount owed	9	187,076.	
10 Overpayment. If line 7 is more than the total of lines 5 and 8, enter the amount overpaid	10		
11 Enter the amount of line 10 to be: Credited to 2004 estimated tax <input type="checkbox"/> Refunded <input checked="" type="checkbox"/>	11		

Part VII-A Statements Regarding Activities

	Yes	No
1a During the tax year, did the organization attempt to influence any national, state, or local legislation or did it participate or intervene in any political campaign?		X
b Did it spend more than \$100 during the year (either directly or indirectly) for political purposes (see instructions for definition)? If the answer is "Yes" to 1a or 1b, attach a detailed description of the activities and copies of any materials published or distributed by the organization in connection with the activities.		X
c Did the organization file Form 1120-POL for this year?		X
d Enter the amount (if any) of tax on political expenditures (section 4955) imposed during the year: (1) On the organization. <input type="checkbox"/> \$ 0. (2) On organization managers. <input type="checkbox"/> \$ 0.		
e Enter the reimbursement (if any) paid by the organization during the year for political expenditure tax imposed on organization managers. <input type="checkbox"/> \$ 0.		
2 Has the organization engaged in any activities that have not previously been reported to the IRS? If "Yes," attach a detailed description of the activities		X
3 Has the organization made any changes, not previously reported to the IRS, in its governing instrument, articles of incorporation, or bylaws, or other similar instruments? If "Yes," attach a conformed copy of the changes STMT 20	X	
4a Did the organization have unrelated business gross income of \$1,000 or more during the year?	X	
b If "Yes," has it filed a tax return on Form 990-T for this year?	X	
5 Was there a liquidation, termination, dissolution, or substantial contraction during the year? If "Yes," attach the statement required by General Instruction T.		X
6 Are the requirements of section 508(e) (relating to sections 4941 through 4945) satisfied either: • By language in the governing instrument or • By state legislation that effectively amends the governing instrument so that no mandatory directions that conflict with the state law remain in the governing instrument?	X	
7 Did the organization have at least \$5,000 in assets at any time during the year? If "Yes," complete Part II, col. (c), and Part XV.	X	
8a Enter the states to which the foundation reports or with which it is registered (see instructions) <input type="checkbox"/> NEW YORK, CALIFORNIA		
b If the answer is "Yes" to line 7, has the organization furnished a copy of Form 990-PF to the Attorney General (or designate) of each state as required by General Instruction G? If "No," attach explanation	X	
9 Is the organization claiming status as a private operating foundation within the meaning of section 4942(j)(3) or 4942(j)(5) for calendar year 2003 or the taxable year beginning in 2003 (see instructions for Part XIV)? If "Yes," complete Part XIV		X
10 Did any persons become substantial contributors during the tax year? If "Yes," attach a schedule listing their names and addresses		X
11 Did the organization comply with the public inspection requirements for its annual returns and exemption application? Web site address <input type="checkbox"/> WWW.ROCKFOUND.ORG	X	
12 The books are in care of <input type="checkbox"/> THE ROCKEFELLER FOUNDATION Telephone no. <input type="checkbox"/> 212-869-8500 Located at <input type="checkbox"/> 420 FIFTH AVENUE, NEW YORK, NY ZIP+4 <input type="checkbox"/> 10018-2702		
13 Section 4947(a)(1) nonexempt charitable trusts filing Form 990-PF in lieu of Form 1041 - Check here <input type="checkbox"/> and enter the amount of tax-exempt interest received or accrued during the year <input type="checkbox"/> 13 <input type="checkbox"/> N/A		

Part VII-B Statements Regarding Activities for Which Form 4720 May Be Required

File Form 4720 if any item is checked in the "Yes" column, unless an exception applies.

	Yes	No
1a During the year did the organization (either directly or indirectly):		
(1) Engage in the sale or exchange, or leasing of property with a disqualified person?	<input type="checkbox"/> Yes <input checked="" type="checkbox"/> No	
(2) Borrow money from, lend money to, or otherwise extend credit to (or accept it from) a disqualified person?	<input type="checkbox"/> Yes <input checked="" type="checkbox"/> No	
(3) Furnish goods, services, or facilities to (or accept them from) a disqualified person? <i>STMT 18</i>	<input checked="" type="checkbox"/> Yes <input type="checkbox"/> No	
(4) Pay compensation to, or pay or reimburse the expenses of, a disqualified person?	<input checked="" type="checkbox"/> Yes <input type="checkbox"/> No	
(5) Transfer any income or assets to a disqualified person (or make any of either available for the benefit or use of a disqualified person)?	<input type="checkbox"/> Yes <input checked="" type="checkbox"/> No	
(6) Agree to pay money or property to a government official? (Exception. Check "No" if the organization agreed to make a grant to or to employ the official for a period after termination of government service, if terminating within 90 days.)	<input type="checkbox"/> Yes <input checked="" type="checkbox"/> No	
b If any answer is "Yes" to 1a(1)-(6), did any of the acts fail to qualify under the exceptions described in Regulations section 53.4941(d)-3 or in a current notice regarding disaster assistance (see page 19 of the instructions)? Organizations relying on a current notice regarding disaster assistance check here <input type="checkbox"/>	1b	X
c Did the organization engage in a prior year in any of the acts described in 1a, other than excepted acts, that were not corrected before the first day of the tax year beginning in 2003?	1c	X
2 Taxes on failure to distribute income (section 4942) (does not apply for years the organization was a private operating foundation defined in section 4942(j)(3) or 4942(j)(5)):		
a At the end of tax year 2003, did the organization have any undistributed income (lines 6d and 6e, Part XIII) for tax year(s) beginning before 2003? <input type="checkbox"/> Yes <input checked="" type="checkbox"/> No If "Yes," list the years <input type="checkbox"/>		
b Are there any years listed in 2a for which the organization is not applying the provisions of section 4942(a)(2) (relating to incorrect valuation of assets) to the year's undistributed income? (If applying section 4942(a)(2) to all years listed, answer "No" and attach statement - see instructions.) <i>N/A</i>	2b	
c If the provisions of section 4942(a)(2) are being applied to any of the years listed in 2a, list the years here. <input type="checkbox"/>		
3a Did the organization hold more than a 2% direct or indirect interest in any business enterprise at any time during the year? <input type="checkbox"/> Yes <input checked="" type="checkbox"/> No		
b If "Yes," did it have excess business holdings in 2003 as a result of (1) any purchase by the organization or disqualified persons after May 26, 1969; (2) the lapse of the 5-year period (or longer period approved by the Commissioner under section 4943(c)(7)) to dispose of holdings acquired by gift or bequest; or (3) the lapse of the 10-, 15-, or 20-year first phase holding period? (Use Schedule C, Form 4720, to determine if the organization had excess business holdings in 2003.) <i>N/A</i>	3b	
4a Did the organization invest during the year any amount in a manner that would jeopardize its charitable purposes?	4a	X
b Did the organization make any investment in a prior year (but after December 31, 1969) that could jeopardize its charitable purpose that had not been removed from jeopardy before the first day of the tax year beginning in 2003?	4b	X
5a During the year did the organization pay or incur any amount to:		
(1) Carry on propaganda, or otherwise attempt to influence legislation (section 4945(e))?	<input type="checkbox"/> Yes <input checked="" type="checkbox"/> No	
(2) Influence the outcome of any specific public election (see section 4955); or to carry on, directly or indirectly, any voter registration drive?	<input type="checkbox"/> Yes <input checked="" type="checkbox"/> No	
(3) Provide a grant to an individual for travel, study, or other similar purposes?	<input checked="" type="checkbox"/> Yes <input type="checkbox"/> No	
(4) Provide a grant to an organization other than a charitable, etc., organization described in section 509(a)(1), (2), or (3), or section 4940(d)(2)?	<input checked="" type="checkbox"/> Yes <input type="checkbox"/> No	
(5) Provide for any purpose other than religious, charitable, scientific, literary, or educational purposes, or for the prevention of cruelty to children or animals?	<input type="checkbox"/> Yes <input checked="" type="checkbox"/> No	
b If any answer is "Yes" to 5a(1)-(5), did any of the transactions fail to qualify under the exceptions described in Regulations section 53.4945 or in a current notice regarding disaster assistance (see instructions)? Organizations relying on a current notice regarding disaster assistance check here <input type="checkbox"/>	5b	X
c If the answer is "Yes" to question 5a(4), does the organization claim exemption from the tax because it maintained expenditure responsibility for the grant? <i>STMT 12.A</i> <input checked="" type="checkbox"/> Yes <input type="checkbox"/> No If "Yes," attach the statement required by Regulations section 53.4945-5(d).		
6a Did the organization, during the year, receive any funds, directly or indirectly, to pay premiums on a personal benefit contract?	<input type="checkbox"/> Yes <input checked="" type="checkbox"/> No	
b Did the organization, during the year, pay premiums, directly or indirectly, on a personal benefit contract? If you answered "Yes" to 6b, also file Form 8870.	6b	X

Form 990-PF (2003)

1 List all officers, directors, trustees, foundation managers and their compensation:

(a) Name and address	(b) Title, and average hours per week devoted to position	(c) Compensation (if not paid, enter -0-)	(d) Contributions to employee benefit plans and deferred compensation	(e) Expense account, other allowances
STMT 15				

2 Compensation of five highest-paid employees (other than those included on line 1). If none, enter "NONE."

(a) Name and address of each employee paid more than \$50,000	(b) Title and average hours per week devoted to position	(c) Compensation	(d) Contributions to employee benefit plans and deferred compensation	(e) Expense account, other allowances
LAURA CALLANAN	ASSOC.DIRECTOR	INVEST		
420 FIFTH AVENUE, NEW YORK, NY 10018	40 HOURS/WEEK	276,370.	57,862.	0.
CHUN LAI	SR. PORTFOLIO	MANAGER		
420 FIFTH AVENUE, NEW YORK, NY 10018	40 HOURS/WEEK	229,447.	58,052.	0.
DAYNA CUNNINGHAM	ASSOCIATE DIRECTOR			
420 FIFTH AVENUE, NEW YORK, NY 10018	40 HOURS/WEEK	218,259.	38,152.	8,000.
GARY H. TOENNIESSEN	DIRECTOR FOOD	SECURITY		
420 FIFTH AVENUE, NEW YORK, NY 10018	40 HOURS/WEEK	208,135.	62,473.	0.
SUSAN E. SECHLER	SENIOR ADVISOR			
420 FIFTH AVENUE, NEW YORK, NY 10018	40 HOURS/WEEK	205,430.	41,916.	0.
Total number of other employees paid over \$50,000			▶	107

3 Five highest-paid independent contractors for professional services. If none, enter "NONE."

(a) Name and address of each person paid more than \$50,000	(b) Type of service	(c) Compensation
PATTERSON, BELKNAP, WEBB & TYLER	LEGAL SERVICES	2075864.
1133 AVE OF THE AMERICAS, NEW YORK, NY 10036		
STATE STREET BANK & TRUST	CUSTODIAL SERVICES	1375419.
1 LINCOLN STREET, BOSTON, MA 02111		
EMERGING MARKET MANAGEMENT	INVESTMENT MANAGEMENT	806,856.
10019 19ST N.ARLINGTON VA 22209		
TUKMAN CAPITAL MANAGEMENT, INC.	INVESTMENT MANAGEMENT	803,472.
60E. SIR FRANCES DRAKE BLVD, LARKSPUR CA 94939		
CAPITAL GUARDIAN	INVESTMENT MANAGEMENT	754,363.
630 FIFTH AVE. NY, NY 10111		
Total number of others receiving over \$50,000 for professional services		57

Part IX-A	Summary of Direct Charitable Activities
------------------	--

List the foundation's four largest direct charitable activities during the tax year. Include relevant statistical information such as the number of organizations and other beneficiaries served, conferences convened, research papers produced, etc.		Expenses
1	STMT 16	
2		
3		
4		

Part IX-B Summary of Program-Related Investments

Describe the two largest program-related investments made by the foundation during the tax year on lines 1 and 2.	Amount
1 A LOAN TO ENABLE JACOBS CENTER FOR NEIGHBORHOOD INNOVATION TO FINANCE MARKET CREEK PLAZA, A DEVELOPEMENT IN A DISTRESSED NEIGHBORHOOD IN SAN DIEGO, CA	1,000,000.
2	
All other program-related investments. See instructions.	
3 NONE	
Total. Add lines 1 through 3	1,000,000.

Part X Minimum Investment Return (All domestic foundations must complete this part. Foreign foundations, see instructions.)

1 Fair market value of assets not used (or held for use) directly in carrying out charitable, etc., purposes:		
a Average monthly fair market value of securities	1a	2,705,780,336.
b Average of monthly cash balances	1b	736,506.
c Fair market value of all other assets	1c	553,102.
d Total (add lines 1a, b, and c)	1d	2,707,069,944.
e Reduction claimed for blockage or other factors reported on lines 1a and 1c (attach detailed explanation)	1e	0.
2 Acquisition indebtedness applicable to line 1 assets	2	0.
3 Subtract line 2 from line 1d	3	2,707,069,944.
4 Cash deemed held for charitable activities. Enter 1 1/2% of line 3 (for greater amount, see instructions)	4	40,606,049.
5 Net value of noncharitable-use assets. Subtract line 4 from line 3. Enter here and on Part V, line 4	5	2,666,463,895.
6 Minimum investment return. Enter 5% of line 5	6	133,323,195.

Part XI Distributable Amount (see instructions) (Section 4942(j)(3) and (j)(5) private operating foundations and certain foreign organizations check here ☐ and do not complete this part.)

1 Minimum investment return from Part X, line 6	1	133,323,195.
2a Tax on investment income for 2003 from Part VI, line 5	2a	782,313.
b Income tax for 2003. (This does not include the tax from Part VI.)	2b	1,683,696.
c Add lines 2a and 2b	2c	2,466,009.
3 Distributable amount before adjustments. Subtract line 2c from line 1	3	130,857,186.
4a Recoveries of amounts treated as qualifying distributions	4a	3,746,922.
b Income distributions from section 4947(a)(2) trusts	4b	0.
c Add lines 4a and 4b	4c	3,746,922.
5 Add lines 3 and 4c	5	134,604,108.
6 Deduction from distributable amount (see instructions)	6	0.
7 Distributable amount as adjusted. Subtract line 6 from line 5. Enter here and on Part XIII, line 1	7	134,604,108.

Part XII Qualifying Distributions (see instructions)

1 Amounts paid (including administrative expenses) to accomplish charitable, etc., purposes:		
a Expenses, contributions, gifts, etc. - total from Part I, column (d), line 26	1a	172,195,634.
b Program-related investments - Total from Part IX-B	1b	1,000,000.
2 Amounts paid to acquire assets used (or held for use) directly in carrying out charitable, etc., purposes	2	9,446.
3 Amounts set aside for specific charitable projects that satisfy the:		
a Suitability test (prior IRS approval required)	3a	
b Cash distribution test (attach the required schedule)	3b	
4 Qualifying distributions. Add lines 1a through 3b. Enter here and on Part V, line 8, and Part XIII, line 4	4	173,205,080.
5 Organizations that qualify under section 4940(e) for the reduced rate of tax on net investment income. Enter 1% of Part I, line 27b	5	782,313.
6 Adjusted qualifying distributions. Subtract line 5 from line 4	6	172,422,767.

Note: The amount on line 6 will be used in Part V, column (b), in subsequent years when calculating whether the foundation qualifies for the section 4940(e) reduction of tax in those years.

Form 990-PF (2003)

Part XIII Undistributed Income (see instructions)

	(a) Corpus	(b) Years prior to 2002	(c) 2002	(d) 2003
1 Distributable amount for 2003 from Part XI, line 7				134,604,108.
2 Undistributed income, if any, as of the end of 2002				
a Enter amount for 2002 only			0.	
b Total for prior years:		0.		
3 Excess distributions carryover, if any, to 2003:				
a From 1998				
b From 1999	10,067,973.			
c From 2000	13,573,451.			
d From 2001				
e From 2002	42,184,566.			
f Total of lines 3a through e	65,825,990.			
4 Qualifying distributions for 2003 from Part XII, line 4: ▶ \$173,205,080.				
a Applied to 2002, but not more than line 2a			0.	
b Applied to undistributed income of prior years (Election required - see instructions)		0.		
c Treated as distributions out of corpus (Election required - see instructions)	0.			
d Applied to 2003 distributable amount				134,604,108.
e Remaining amount distributed out of corpus	38,600,972.			
5 Excess distributions carryover applied to 2003 (If an amount appears in column (d), the same amount must be shown in column (a).)	0.			0.
6 Enter the net total of each column as indicated below:	104,426,962.			
a Corpus Add lines 3f, 4c, and 4e Subtract line 5				
b Prior years' undistributed income. Subtract line 4b from line 2b		0.		
c Enter the amount of prior years' undistributed income for which a notice of deficiency has been issued, or on which the section 4942(a) tax has been previously assessed		0.		
d Subtract line 6c from line 6b. Taxable amount - see instructions		0.		
e Undistributed income for 2002. Subtract line 4a from line 2a. Taxable amount - see instr.			0.	
f Undistributed income for 2003. Subtract lines 4d and 5 from line 1. This amount must be distributed in 2004				0.
7 Amounts treated as distributions out of corpus to satisfy requirements imposed by section 170(b)(1)(E) or 4942(g)(3)	0.			
8 Excess distributions carryover from 1998 not applied on line 5 or line 7	0.			
9 Excess distributions carryover to 2004. Subtract lines 7 and 8 from line 6a	104,426,962.			
10 Analysis of line 9:				
a Excess from 1999	10,067,973.			
b Excess from 2000	13,573,451.			
c Excess from 2001				
d Excess from 2002	42,184,566.			
e Excess from 2003	38,600,972.			

Part XV Supplementary Information (continued)**3 Grants and Contributions Paid During the Year or Approved for Future Payment**

Recipient Name and address (home or business)	If recipient is an individual, show any relationship to any foundation manager or substantial contributor	Foundation status of recipient	Purpose of grant or contribution	Amount
a Paid during the year SEE STATEMENT #12				
Total			3a	140969803.
b Approved for future payment SEE STATEMENT #12				
Total			3b	103038758.

Part XVII Information Regarding Transfers To and Transactions and Relationships With Noncharitable Exempt Organizations

- | | | Yes | No |
|----------|--|--------------|----------|
| 1 | Did the organization directly or indirectly engage in any of the following with any other organization described in section 501(c) of the Code (other than section 501(c)(3) organizations) or in section 527, relating to political organizations? | | |
| a | Transfers from the reporting organization to a noncharitable exempt organization of: | | |
| | (1) Cash | 1a(1) | X |
| | (2) Other assets | 1a(2) | X |
| b | Other transactions: | | |
| | (1) Sales of assets to a noncharitable exempt organization | 1b(1) | X |
| | (2) Purchases of assets from a noncharitable exempt organization | 1b(2) | X |
| | (3) Rental of facilities, equipment, or other assets | 1b(3) | X |
| | (4) Reimbursement arrangements | 1b(4) | X |
| | (5) Loans or loan guarantees | 1b(5) | X |
| | (6) Performance of services or membership or fundraising solicitations | 1b(6) | X |
| c | Sharing of facilities, equipment, mailing lists, other assets, or paid employees | 1c | X |
| d | If the answer to any of the above is "Yes," complete the following schedule. Column (b) should always show the fair market value of the goods, other assets, or services given by the reporting organization. If the organization received less than fair market value in any transaction or sharing arrangement, show in column (d) the value of the goods, other assets, or services received. | | |


[illegible]

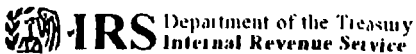
- 2a** Is the organization directly or indirectly affiliated with, or related to, one or more tax-exempt organizations described in section 501(c) of the Code (other than section 501(c)(3)) or in section 527? ☒ Yes ☐ No

- b If "Yes," complete the following schedule.**

(a) Name of organization	(b) Type of organization	(c) Description of relationship
PVHC	501 C (2)	SOLE SHAREHOLDER

Under penalties of perjury, I declare that I have examined this return, including accompanying schedules and statements, and to the best of my knowledge and belief, it is true, correct, and complete. Declaration of preparer (other than taxpayer or fiduciary) is based on all information of which preparer has any knowledge.

Sign Here	Signature of officer or trustee		Date	Title	
			11/18/04	President	
Paid Preparer's Use Only	Preparer's signature		Date	Check if self-employed <input type="checkbox"/>	Preparer's SSN or PTIN
	Firm's name (or yours if self-employed), address, and ZIP code		EIN Phone no.		



OGDEN UT 84201-0038

In reply refer to: 0437727292
Oct. 05, 2004 LTR 400C
13-1659629 200312 44 000
04611
BODC: TE

ROCKEFELLER FOUNDATION
420 5TH AVE
NEW YORK NY 10018-2729992

000181

Taxpayer Identification Number: 13-1659629
Tax Period(s): Dec. 31, 2003

Form: 990PF

Dear Taxpayer:

Thank you for the inquiry dated Sep. 02, 2004.

The date to file your return for the tax period identified above has been extended to Nov. 15, 2004.

If you have any questions, please call us toll free at 1-800-829-0115.

If you prefer, you may write to us at the address shown at the top of the first page of this letter.

Whenever you write, please include this letter and, in the spaces below, give us your telephone number with the hours we can reach you. Keep a copy of this letter for your records.

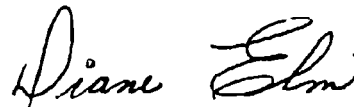
Telephone Number () _____ Hours _____

0437727292
Oct. 05, 2004 LTR 400C
13-1659629 200312 44 000
04612

ROCKEFELLER FOUNDATION
420 5TH AVE
NEW YORK NY 10018-2729992

We apologize for any inconvenience we may have caused you, and thank you for your cooperation.

Sincerely yours,

A handwritten signature in cursive script that reads "Diane Elm".

Diane Elm
Accounts Management I

Enclosure(s):
Copy of this letter

Phone Contact: Edwin Neus
Phone Number : 202-264-4293

For your information, the following information is being provided:



EIN: 13 1659629
DO: 13

Internal Revenue Service

Washington, D.C. 20543

DATE APR 1 1975 In reply refer to:

IE:EO:T:R:2-5

The Rockefeller Foundation
111 West 50th Street
New York, New York 10020

Gentlemen:

This is in response to your letter dated March 3, 1975, requesting a ruling that a proposed transaction is not an act of self-dealing under section 4941(d) of the Code.

You state that you hold conferences that relate to your exempt purposes at a study and Conference Center located in Bellagio, Italy. In order to make these conferences more productive, you plan to permit one or more government officials within the meaning of section 4946(c) of the Code to attend and participate in these conferences. You will not reimburse or other wise pay for any of the transportation or other out-of-pocket travel expenses of the government officials. You will furnish food and lodging in kind to the government officials on a basis no more favorable than that on which the services and facilities are provided to the other conference participants. These services and facilities will be furnished without charge to all participants.

Section 4941(d)(1)(C) of the Code provides that in general the term "self-dealing" means any direct or indirect furnishing of goods, services, or facilities between a private foundation and a disqualified person.

Section 4941(d)(2)(D) of the Code provides that the furnishing of goods, services, or facilities by a private foundation to a disqualified person shall not be an act of self-dealing if such furnishing is made on a basis no more favorable than that on which such goods, services, or facilities are made available to the general public.

The Rockefeller Foundation

Section 53.4941(d)-3(b) of the regulations states that section 4941(d)(2)(D) of the Code shall not apply to such goods, services or facilities unless they are functionally related, within the meaning of section 4942(j)(5), to the exercise or performance by a private foundation of its charitable, educational or other purpose or function constituting the basis for its exemption under section 501(c)(3).

Section 4942(j)(5) of the Code defines a functionally related business as-

- (A) a trade or business which is not an unrelated trade or business (as defined in section 513), or
- (B) an activity which is carried on within a larger aggregate of similar activities or within a larger complex of other endeavors which is related (aside from the need of the organization for income or funds or the use it makes of the profits derived) to the exempt purposes of the organization.

Section 53.4941(d)-3(b)(2) of the regulations states that the term "general public" shall include those persons who, because of the particular nature of the activities of the private foundation, would be reasonably expected to utilize such goods, services, or facilities. This paragraph shall not apply, however, unless there are a substantial number of persons other than disqualified persons who are actually utilizing such goods, services or facilities.


Based on the information submitted, we conclude that the furnishing of food and lodging to government officials will not be an act of self-dealing in that you will be furnishing these services and facilities to the government officials on a basis no more favorable than that on which such services and facilities are made available to the general public within the meaning of section 4941(d)(2)(D) of the Code.

-3-

The Rockefeller Foundation

The District Director, Manhattan, New York, which is your key district for exempt organization matters, is being advised of this action. Any further questions concerning your income tax status should be directed to his office.

Sincerely yours,



Milton Cerny
Chief, Rulings Section 2
Exempt Organizations Technical
Branch

Underpayment of Estimated Tax by Corporations

▶ See separate instructions.
▶ Attach to the corporation's tax return.

FORM 990-PF

2003

Name

THE ROCKEFELLER FOUNDATION

Employer identification number

13-1659629

Note: In most cases, the corporation **does not** need to file Form 2220. (See Part I below for exceptions.) The IRS will figure any penalty owed and bill the corporation. If the corporation does not need to file Form 2220, it may still use it to figure the penalty. Enter the amount from line 36 on the estimated tax penalty line of the corporation's income tax return, but **do not** attach Form 2220.

Part I Reasons For Filing - Check the boxes below that apply. If any boxes are checked, the corporation must file Form 2220, even if it does not owe the penalty. If the box on line 1 or line 2 applies, the corporation may be able to lower or eliminate the penalty.

- 1 ☐ The corporation is using the adjusted seasonal installment method.
 2 ☐ The corporation is using the annualized income installment method.
 3 ☒ The corporation is a "large corporation" figuring its first required installment based on the prior year's tax.

Part II Figuring the Underpayment

4	Total tax (see instructions)					4	782,313.
5a	Personal holding company tax (Schedule PH (Form 1120), line 26) included on line 4					5a	
5b	Look-back interest included on line 4 under section 460(b)(2) for completed long-term contracts or of section 167(g) for property depreciated under the income forecast method					5b	
5c	Credit for Federal tax paid on fuels (see instructions)					5c	
5d	Total. Add lines 5a through 5c					5d	
6	Subtract line 5d from line 4. If the result is less than \$500, do not complete or file this form. The corporation does not owe the penalty					6	782,313.
7	Enter the tax shown on the corporation's 2002 income tax return. Caution: If the tax is zero or the tax year was for less than 12 months, skip this line and enter the amount from line 6 on line 8					7	660,979.
8	Enter the smaller of line 6 or line 7. If the corporation is required to skip line 7, enter the amount from line 6					8	660,979.
9	Installment due dates. Enter in col (a) through (d) the 15th day of the 4th (Form 990-PF filers; Use 5th month), 6th, 9th, and 12th mos of the corporation's tax year Exception. If one of your installment due dates is Sept 15, 2003, or Sept 15, 2004, see the instructions						
	(a)	(b)	(c)	(d)	(e)		
9	05/15/03	06/15/03	09/15/03	10/01/03	12/15/03		
10	165,245.	225,912.	146,684.	48,894.	195,578.		
11	500,000.				60,000.		
12		334,755.	108,843.				
13		334,755.	108,843.		60,000.		
14				37,841.	86,735.		
15	500,000.	334,755.	108,843.	0.	0.		
16		0.	0.	37,841.			
17			37,841.	48,894.	195,578.		
18	334,755.	108,843.					

Complete Part III on page 2 to figure the penalty. If there are no entries on line 17, no penalty is owed.

Part III Figuring the Penalty

	(a)	(b)	(c)	(d)	(e)
19 Enter the date of payment or the 15th day of the 3rd month after the close of the tax year, whichever is earlier (see instructions) (Form 990-PF and Form 990-T filers: Use 5th month instead of 3rd month)	19				
20 Number of days from due date of installment on In 9 to the date shown on line 19	20				
21 Number of days on line 20 after 4/15/2003 and before 10/1/2003	21				
22 Underpayment on line 17 x Number of days on line 21 x 5% 365	22	\$	\$	\$	\$
23 Number of days on line 20 after 9/30/2003 and before 1/1/2004	23				
24 Underpayment on line 17 x Number of days on line 23 x 4% 365	24	\$	\$	\$	\$
25 Number of days on line 20 after 12/31/2003 and before 4/1/2004	25				
26 Underpayment on line 17 x Number of days on line 25 x 4% 366	26	\$	\$	\$	\$
27 Number of days on line 20 after 3/31/2004 and before 7/1/2004	27	SEE ATTACHED WORKSHEET			
28 Underpayment on line 17 x Number of days on line 27 x % 366	28	\$	\$	\$	\$
29 Number of days on line 20 after 6/30/2004 and before 10/1/2004	29				
30 Underpayment on line 17 x Number of days on line 29 x % 366	30	\$	\$	\$	\$
31 Number of days on line 20 after 9/30/2004 and before 1/1/2005	31				
32 Underpayment on line 17 x Number of days on line 31 x % 366	32	\$	\$	\$	\$
33 Number of days on line 20 after 12/31/2004 and before 2/16/2005	33				
34 Underpayment on line 17 x Number of days on line 33 x % 365	34	\$	\$	\$	\$
35 Add lines 22, 24, 26, 28, 30, 32, and 34	35	\$	\$	\$	\$

36 Penalty. Add columns (a) through (e), of line 35. Enter the total here and on Form 1120; line 33, Form 1120-A, line 29; or the comparable line for other income tax returns

36 \$ 4,763.

* For underpayments paid after March 31, 2004: For lines 28, 30, 32 and 34, use the penalty interest rate for each calendar quarter, which the IRS will determine during the first month in the preceding quarter. These rates are published quarterly in an IRS News Release and in a revenue ruling in the Internal Revenue Bulletin. To obtain this information on the Internet, access the IRS website at www.irs.gov. You can also call 1-800-829-1040 to get interest rate information.

JWA

Form 2220 (2003)

Name(s)					Identifying Number	
THE ROCKEFELLER FOUNDATION					13-1659629	
(A) Date	(B) Amount	(C) Adjusted Balance Due	(D) Number Days Balance Due	(E) Daily Penalty Rate	(F) Penalty	
		-0-				
05/15/03	165,245.	165,245.				
05/15/03	<500,000.>	<334,755.>				
06/15/03	225,912.	<108,843.>				
09/15/03	146,684.	37,841.	15	.000136986	78.	
09/30/03	0.	37,841.	1	.000109589	4.	
10/01/03	48,894.	86,735.	75	.000109589	713.	
12/15/03	195,578.	282,313.				
12/15/03	<60,000.>	222,313.	16	.000109589	390.	
12/31/03	0.	222,313.	91	.000109290	2,211.	
03/31/04	0.	222,313.	45	.000136612	1,367.	
Penalty Due (Sum of Column F).					4,763.	

312511
05-01-03

THE ROCKEFELLER FOUNDATION
Employer ID No. 13-1659629
Form 990-PF – 2003

TABLE OF STATEMENTS

#1.	Capital Gains & Losses
#2.	Other Income
#3.	Legal Fees
#4.	Accounting Fees
#5.	Other Professional Fees
#6.	Taxes
#7.	Other Expenses
#8.	Investments - U.S. and state government obligations
#9.	Investments - Corporate stock
#10.	Investments - Corporate bonds
#11.	Investments - Other
#12.	Grants and Expenditures
#12.A	Expenditure Responsibility Grants
#12.B	Grants to Individuals
#12.C	General Fellowships
#13.	Other Assets
#14.	Other Liabilities
#15.	Compensation of Officers and Trustees
#16.	Summary of Direct Charitable Activities
#17.	Depreciable Assets and Depreciation Expense
#18.	SUPPLEMENTAL INFORMATION: Furnishing of Goods, Services & Facilities
#19.	SUPPLEMENTAL INFORMATION regarding grant requests
#20.	By Laws

STATEMENT 1

THE ROCKEFELLER FOUNDATION
EMPLOYER ID NO. 13-1659629
SUMMARY FOR CAPITAL GAINS AND LOSSES FOR TAX ON INVESTMENT INCOME
FORM 990PF 2003, PART IV

<u>DESCRIPTION</u>	<u>PROCEEDS</u>	<u>COST</u>	<u>GAIN/(LOSS)</u>
<u>EQUITY:</u>			
COMMON STOCK	951,729,926.79	988,902,586.54	(37,172,659.75)
PREFERRED STOCK	4,862,854.74	5,186,430.14	(323,575.40)
DEPOSITORY RECEIPTS	56,845,086.99	57,124,337.95	(279,250.96)
MUTUAL FUNDS	57,037,577.02	42,079,098.66	14,958,478.36
TOTAL EQUITY	1,070,475,445.54	1,093,292,453.29	(22,817,007.75)
<u>FIXED INCOME:</u>			
US GOVERNMENT AND AGENCY	2,605,790,477.57	2,599,082,872.28	6,707,605.29
MORTGAGES, NOTES AND CONTRACTS	176,854,035.17	172,848,367.44	4,005,667.73
MUNICIPAL OBLIGATION	3,243,275.62	3,049,377.06	193,898.56
CORPORATE OBLIGATION	163,976,704.19	164,174,943.18	(198,238.99)
ZERO COUPON	39,819,361.52	39,480,049.76	339,311.76
CONVERTIBLE BOND	3,686,720.00	3,430,718.51	256,001.49
SHORT TERM	19,281,260.21	19,279,890.53	1,369.68
TOTAL FIXED INCOME	3,012,651,834.28	3,001,346,218.76	11,305,615.52
<u>MISCELLANEOUS:</u>			
SUNDRY ASSETS	3,720,514.76	2,817,827.89	902,686.87
TOTAL MISCELLANEOUS	3,720,514.76	2,817,827.89	902,686.87
SUBTOTAL NET CAPITAL GAIN/LOSS:	4,086,847,794.58	4,097,456,499.94	(10,608,705.36)
Partnership Capital Gains(Losses)			25,067,066.50
NET CAPITAL GAIN/LOSS			14,458,361.14
<u>MISCELLANEOUS NON TAXABLE:</u>			
FUTURES	6,925,871.00		
FOREIGN EXCHANGE	(17,385,979.44)		
TOTAL MISCELLANEOUS NON TAXABLE	(10,460,108.44)		
Gross Sales Price for all assets Part I on line 6a	4,076,387,686.14		

THE ROCKEFELLER FOUNDATION
EIN 13-1659629
RECONCILIATION OF NET GAIN FROM SALE OF ASSETS TO CAPITAL GAIN

Net gain or (loss) from sale of assets - Part 1, line 6, column (a)	4,093,916
Less: Partnership gains/(losses) per Book	23,791,673
Add: Partnership gains/(losses) per K'1's	25,067,065
Add capital losses on non-taxable items *	<u>9,089,052</u>
Capital gain net income (Part I, line 7, column (b))	<u><u>14,458,361</u></u>

* See Page 172 of Non-Taxable Items Detail Schedule which follows.

THE ROCKEFELLER FOUNDATION
EMPLOYEE ID NO 13-1659629
GAIN AND LOSSES ON TAXABLE INVESTMENTS
FOR YEAR 2003

Shares/Par Value	Security Name	Security Description	Date Bought	Date Sold	Proceeds	Cost	Realized Gain/Loss
EQUITY COMMON STOCK							
1,700.00	ABBOTT LABS	COM NPV	86/12/31-03/12/31	1/16/2003	66,009.01	74,115.41	(8,106.40)
500.00	ABBOTT LABS	COM NPV	86/12/31-03/12/31	1/21/2003	19,084.42	21,798.65	(2,714.23)
8,900.00	ABBOTT LABS	COM NPV	86/12/31-03/12/31	3/13/2003	311,055.00	373,941.41	(62,886.41)
3,500.00	ABBOTT LABS	COM NPV	86/12/31-03/12/31	1/14/2003	133,573.47	153,001.81	(19,428.34)
3,500.00	ABBOTT LABS	COM NPV	86/12/31-03/12/31	1/22/2003	140,520.78	157,086.30	(16,565.54)
1,800.00	ADVANCED AUTO PARTS	COM	86/12/31-03/12/31	2/6/2003	75,708.05	82,817.28	(7,109.23)
14,200.00	ADVANCED AUTO PARTS	COM	86/12/31-03/12/31	2/13/2003	558,943.43	639,333.54	(80,390.11)
1,800.00	ADVANCED AUTO PARTS	COM	86/12/31-03/12/31	2/5/2003	78,731.42	83,881.88	(5,150.28)
3,500.00	ADVANCED AUTO PARTS	COM	86/12/31-03/12/31	2/4/2003	149,604.74	168,484.40	(18,879.66)
1,400.00	ADVANCED AUTO PARTS	COM	86/12/31-03/12/31	2/3/2003	61,846.91	68,407.41	(6,560.50)
100.00	ADVANCED AUTO PARTS	COM	86/12/31-03/12/31	1/21/2003	4,296.11	4,956.40	(660.29)
600.00	AMERICAN INTL GROUP INC	COM	86/12/31-03/12/31	1/21/2003	37,708.86	36,229.08	1,479.78
1,800.00	AMERICAN INTL GROUP INC	COM	86/12/31-03/12/31	1/24/2003	103,723.67	101,088.18	2,635.51
7,100.00	AMERICAN INTL GROUP INC	COM	86/12/31-03/12/31	1/31/2003	381,529.01	372,876.80	8,652.21
6,900.00	AMGEN INC	COM	86/12/31-03/12/31	1/17/2003	356,019.61	347,760.00	8,259.61
3,600.00	AMGEN INC	COM	86/12/31-03/12/31	2/27/2003	194,250.14	194,400.00	(149.86)
35,500.00	AMGEN INC	COM	86/12/31-03/12/31	3/13/2003	1,958,180.00	1,837,241.63	320,938.37
1,100.00	AMGEN INC	COM	86/12/31-03/12/31	1/21/2003	55,988.31	52,015.92	3,972.39
600.00	AUTOZONE INC	COM	86/12/31-03/12/31	1/21/2003	39,568.80	40,159.32	(590.52)
1,800.00	AUTOZONE INC	COM	86/12/31-03/12/31	1/24/2003	108,943.51	120,451.79	(11,508.28)
4,600.00	AUTOZONE INC	COM	86/12/31-03/12/31	1/30/2003	301,566.91	302,640.14	(1,073.23)
1,700.00	AUTOZONE INC	COM	86/12/31-03/12/31	1/16/2003	109,801.68	117,358.74	(7,457.06)
28,400.00	BEST BUY CO INC	COM STK USD0 10	86/12/31-03/12/31	3/13/2003	777,876.00	777,117.72	758.28
1,800.00	BOSTON SCIENTIFIC CORP	COM	86/12/31-03/12/31	1/22/2003	80,402.13	79,972.56	429.57
1,800.00	BOSTON SCIENTIFIC CORP	COM	86/12/31-03/12/31	2/4/2003	72,943.16	79,972.56	(7,029.40)
19,500.00	BOSTON SCIENTIFIC CORP	COM	86/12/31-03/12/31	3/13/2003	809,250.00	843,681.82	(34,431.82)
1,500.00	BOSTON SCIENTIFIC CORP	COM	86/12/31-03/12/31	1/21/2003	69,415.50	66,643.80	2,771.70
3,500.00	BOSTON SCIENTIFIC CORP	COM	86/12/31-03/12/31	1/22/2003	146,320.09	151,413.59	(5,093.50)
28,400.00	BROADCOM CORP	CL A	86/12/31-03/12/31	3/13/2003	418,332.00	370,089.04	48,242.96
7,100.00	BROADCOM CORP	CL A	86/12/31-03/12/31	3/5/2003	100,481.96	96,453.50	4,028.46
7,100.00	BROADCOM CORP	CL A	86/12/31-03/12/31	2/6/2003	96,024.60	96,666.50	(641.90)
1,700.00	CABOT MICROELECTRONICS CORP	COM	86/12/31-03/12/31	1/14/2003	84,092.16	101,168.70	(17,076.54)
5,300.00	CABOT MICROELECTRONICS CORP	COM	86/12/31-03/12/31	1/17/2003	261,409.32	306,780.10	(45,370.78)
1,700.00	CABOT MICROELECTRONICS CORP	COM	86/12/31-03/12/31	1/17/2003	84,300.45	101,168.70	(16,868.25)
1,800.00	CLEAR CHANNEL COMMUNICATIONS	COM	86/12/31-03/12/31	1/21/2003	66,557.99	58,900.42	7,657.57
8,900.00	CLEAR CHANNEL COMMUNICATIONS	COM	86/12/31-03/12/31	3/13/2003	280,051.00	318,769.62	(28,718.62)
14,200.00	COMCAST CORP NEW	CL A SPL	86/12/31-03/12/31	3/13/2003	365,934.00	363,747.20	2,186.80
14,200.00	ENSCO INTL INC	COM	86/12/31-03/12/31	3/13/2003	350,598.00	399,581.26	(48,983.26)
100.00	ENSCO INTL INC	COM	86/12/31-03/12/31	1/21/2003	2,675.57	2,959.80	(284.23)
1,800.00	EBAY INC	COM	86/12/31-03/12/31	1/13/2003	133,096.09	122,908.08	10,188.01
600.00	EBAY INC	COM	86/12/31-03/12/31	1/21/2003	44,638.65	40,815.00	3,823.65
14,200.00	EBAY INC	COM	86/12/31-03/12/31	3/13/2003	1,122,652.00	973,014.49	149,637.51
3,400.00	EBAY INC	COM	86/12/31-03/12/31	1/10/2003	248,804.50	237,783.48	11,021.02
8,600.00	EXPEDIA INC	CL A	86/12/31-03/12/31	1/6/2003	547,610.86	653,845.10	(106,234.24)
3,500.00	EXPEDIA INC	CL A	86/12/31-03/12/31	1/9/2003	230,468.06	262,482.15	(32,014.09)
1,700.00	EXPEDIA INC	CL A	86/12/31-03/12/31	1/15/2003	113,259.09	120,768.00	(7,508.91)
1,800.00	EXPEDIA INC	CL A	86/12/31-03/12/31	1/17/2003	118,166.44	126,434.80	(8,268.48)
4,600.00	EXPEDIA INC	CL A	86/12/31-03/12/31	1/28/2003	293,551.19	315,582.55	(22,031.36)
600.00	EXPEDIA INC	CL A	86/12/31-03/12/31	1/21/2003	38,985.18	42,008.10	(3,042.94)
1,700.00	EXPEDIA INC	CL A	86/12/31-03/12/31	1/13/2003	114,555.47	122,745.45	(8,189.98)
1,800.00	EXPEDIA INC	CL A	86/12/31-03/12/31	1/9/2003	116,388.09	135,921.08	(19,532.97)
600.00	FEDERAL HOME LN MTG CORP	COM	86/12/31-03/12/31	1/21/2003	38,698.83	33,630.00	5,068.83
5,300.00	FEDERAL HOME LN MTG CORP	COM	86/12/31-03/12/31	1/28/2003	287,780.39	297,709.00	(9,928.61)
1,800.00	FEDERAL NATL MTG ASSN	COM	86/12/31-03/12/31	2/3/2003	115,393.98	124,329.96	(8,935.98)
5,300.00	FEDERAL NATL MTG ASSN	COM	86/12/31-03/12/31	2/6/2003	336,775.70	366,082.66	(29,306.96)
1,800.00	FEDERAL NATL MTG ASSN	COM	86/12/31-03/12/31	1/30/2003	115,650.11	124,329.96	(8,679.85)
1,800.00	FEDERAL NATL MTG ASSN	COM	86/12/31-03/12/31	1/27/2003	115,341.96	124,329.96	(8,988.00)
14,200.00	FOX ENTMT GROUP INC	CL A	86/12/31-03/12/31	3/13/2003	350,172.00	348,610.00	1,562.00
1,800.00	FOX ENTMT GROUP INC	CL A	86/12/31-03/12/31	2/24/2003	48,885.08	44,190.00	4,695.08
1,400.00	FOX ENTMT GROUP INC	CL A	86/12/31-03/12/31	1/21/2003	38,634.82	35,650.00	2,984.82
1,800.00	GENZYME CORP GENL DIVISION	COM	86/12/31-03/12/31	1/28/2003	58,279.72	63,966.78	(5,687.06)
3,500.00	GENZYME CORP GENL DIVISION	COM	86/12/31-03/12/31	2/5/2003	109,203.00	123,506.25	(14,303.25)
17,800.00	GENZYME CORP GENL DIVISION	COM	86/12/31-03/12/31	3/13/2003	554,114.00	591,213.40	(37,099.40)
3,500.00	GENZYME CORP GENL DIVISION	COM	86/12/31-03/12/31	2/20/2003	106,571.78	123,506.25	(16,934.47)
3,600.00	GENZYME CORP GENL DIVISION	COM	86/12/31-03/12/31	2/6/2003	109,885.60	127,035.00	(17,149.40)
5,300.00	GENZYME CORP GENL DIVISION	COM	86/12/31-03/12/31	2/4/2003	160,793.97	187,897.35	(27,103.38)
1,800.00	GENZYME CORP GENL DIVISION	COM	86/12/31-03/12/31	2/3/2003	59,767.19	63,966.78	(4,199.59)
7,100.00	GENZYME CORP GENL DIVISION	COM	86/12/31-03/12/31	1/23/2003	239,724.27	252,313.41	(12,589.14)
900.00	GILEAD SCIENCES INC	COM	86/12/31-03/12/31	1/21/2003	32,718.51	34,020.00	(1,301.49)
400.00	GILEAD SCIENCES INC	COM	86/12/31-03/12/31	1/23/2003	14,209.57	15,120.00	(910.43)
1,700.00	GILEAD SCIENCES INC	COM	86/12/31-03/12/31	1/24/2003	60,994.16	64,214.00	(3,219.84)
1,800.00	GILEAD SCIENCES INC	COM	86/12/31-03/12/31	2/6/2003	61,558.14	67,957.20	(6,399.06)
3,500.00	GILEAD SCIENCES INC	COM	86/12/31-03/12/31	2/21/2003	115,181.52	132,098.20	(16,916.68)
3,600.00	GILEAD SCIENCES INC	COM	86/12/31-03/12/31	3/4/2003	122,504.31	134,786.60	(12,282.29)
42,600.00	GILEAD SCIENCES INC	COM	86/12/31-03/12/31	3/13/2003	1,812,836.00	1,552,715.23	260,120.77
1,800.00	GILEAD SCIENCES INC	COM	86/12/31-03/12/31	2/18/2003	58,170.64	67,957.20	(9,786.56)
1,800.00	GILEAD SCIENCES INC	COM	86/12/31-03/12/31	1/29/2003	64,508.25	67,957.20	(3,448.95)
800.00	GILEAD SCIENCES INC	COM	86/12/31-03/12/31	1/23/2003	21,401.35	22,880.00	(1,478.65)
800.00	GILEAD SCIENCES INC	COM	86/12/31-03/12/31	1/23/2003	28,155.31	30,240.00	(2,084.69)
1,400.00	INTERNATIONAL BUSINESS MACHS	COM	86/12/31-03/12/31	1/21/2003	114,166.56	123,071.90	(8,905.34)
1,700.00	INTERNATIONAL BUSINESS MACHS	COM	86/12/31-03/12/31	1/30/2003	135,910.90	149,444.45	(13,533.55)
28,400.00	INTERNATIONAL BUSINESS MACHS	COM	86/12/31-03/12/31	3/13/2003	2,135,112.00	2,264,332.05	(129,220.05)
1,800.00	INTERNATIONAL GAME TECHNOLOGY	COM	86/12/31-03/12/31	2/3/2003	141,737.81	143,689.52	(1,951.71)
7,100.00	INTERNATIONAL GAME TECHNOLOGY	COM	86/12/31-03/12/31	3/13/2003	538,393.00	529,301.79	9,091.21

THE ROCKEFELLER FOUNDATION
EMPLOYEE ID NO 13-1859629
GAIN AND LOSSES ON TAXABLE INVESTMENTS
FOR YEAR 2003

Shares/Par Value	Security Name	Security Description	Date Bought	Date Sold	Proceeds	Cost	Realized Gain/Loss
600 00	INTERNATIONAL GAME TECHNOLOGY	COM	86/12/31-03/12/31	1/21/2003	46,530 57	45,109 02	1,421 55
400 00	J P MORGAN CHASE + CO	COM	86/12/31-03/12/31	1/21/2003	10,458 08	9,832 00	626 08
14,200 00	J P MORGAN CHASE + CO	COM	86/12/31-03/12/31	3/13/2003	294,650 00	272,628 64	22 021 36
2,800 00	J P MORGAN CHASE + CO	COM	86/12/31-03/12/31	1/22/2003	70 172 88	56,868 24	13,186 64
1,700 00	JOHNSON + JOHNSON	COM	86/12/31-03/12/31	1/13/2003	95,210 73	101,938 46	(6,727 73)
600 00	JOHNSON + JOHNSON	COM	86/12/31-03/12/31	1/21/2003	33,029 00	35,745 52	(2,716 52)
12 400 00	JOHNSON + JOHNSON	COM	86/12/31-03/12/31	3/13/2003	678,032 00	689,583 58	(11 551 58)
7,400 00	KLA TENCOR CORP	COM	86/12/31-03/12/31	2/5/2003	244,518 22	267,397 45	(22 879 23)
14,200 00	KLA TENCOR CORP	COM	86/12/31-03/12/31	3/13/2003	475,842 00	475,284 21	557 79
1,500 00	KLA TENCOR CORP	COM	86/12/31-03/12/31	2/5/2003	49,213 51	55,155 60	(5,942 09)
500 00	KLA TENCOR CORP	COM	86/12/31-03/12/31	1/21/2003	18,114 45	18,530 00	(415 55)
600 00	KOHL'S CORP	COM	86/12/31-03/12/31	1/21/2003	33,501 49	33,712 50	(211 01)
7,100 00	KOHL'S CORP	COM	86/12/31-03/12/31	3/5/2003	346,424 83	386,179 48	(39,754 65)
1,800 00	KOHL'S CORP	COM	86/12/31-03/12/31	2/24/2003	89,320 50	101,137 50	(11,817 00)
1,100 00	KOHL'S CORP	COM	86/12/31-03/12/31	1/31/2003	57,143 27	61,806 25	(4,662 98)
6,400 00	L 3 COMMUNICATIONS HLDG CORP	COM	86/12/31-03/12/31	1/24/2003	274,119 09	289,182 52	(15,063 43)
600 00	L 3 COMMUNICATIONS HLDG CORP	COM	86/12/31-03/12/31	1/21/2003	26,661 51	27,300 78	(639 27)
600 00	LEHMAN BROTHERS HLDGS INC	COM	86/12/31-03/12/31	1/21/2003	34 468 96	33,452 78	1,016 18
10,700 00	LEHMAN BROTHERS HLDGS INC	COM	86/12/31-03/12/31	3/13/2003	561,001 00	588,370 83	(27,369 83)
1,800 00	LEHMAN BROTHERS HLDGS INC	COM	86/12/31-03/12/31	2/5/2003	95 319 00	99,329 76	(4,010 76)
1,800 00	LILLY ELI + CO	COM	86/12/31-03/12/31	2/4/2003	109,258 88	122 493 42	(13,236 54)
14,200 00	LILLY ELI + CO	COM	86/12/31-03/12/31	3/13/2003	767,368 00	873,208 90	(105,840 90)
1,700 00	LILLY ELI + CO	COM	86/12/31-03/12/31	1/22/2003	113 100 99	115,688 23	(2,587 24)
1,500 00	LILLY ELI + CO	COM	86/12/31-03/12/31	1/21/2003	98,479 23	102,077 85	(3,598 62)
500 00	LOWES COS INC	USD0 50	86/12/31-03/12/31	1/21/2003	18,224 45	19,072 85	(848 50)
1,100 00	LOWES COS INC	USD0 50	86/12/31-03/12/31	2/24/2003	41 875 73	41,960 49	(84 76)
7,100 00	LOWES COS INC	USD0 50	86/12/31-03/12/31	3/13/2003	261 990 00	262,404 99	(414 99)
7,100 00	MERCK + CO INC	COM	86/12/31-03/12/31	3/13/2003	363,946 00	422,397 12	(58,451 12)
600 00	MERCK + CO INC	COM	86/12/31-03/12/31	1/21/2003	34,180 02	36,003 48	(1,813 46)
1,500 00	MICROSOFT CORP	COM	86/12/31-03/12/31	1/21/2003	78 072 64	79,342 52	(1,269 88)
35,500 00	MICROSOFT CORP	COM	86/12/31-03/12/31	3/13/2003	830 345 00	888,762 24	(58,417 24)
7,100 00	MICROSOFT CORP	COM	86/12/31-03/12/31	3/3/2003	167,909 93	187,212 30	(19,302 37)
7,000 00	MICROSOFT CORP	COM	86/12/31-03/12/31	1/17/2003	364 829 00	372,621 16	(7,792 16)
900 00	MORGAN STANLEY	COM NEW	86/12/31-03/12/31	1/23/2003	35,332 93	36,244 45	(911 52)
14,200 00	MORGAN STANLEY	COM NEW	86/12/31-03/12/31	3/13/2003	476,694 00	531,660 58	(54,966 58)
3 600 00	MORGAN STANLEY	COM NEW	86/12/31-03/12/31	2/4/2003	134,508 86	145,844 34	(11,335 48)
2,700 00	MORGAN STANLEY	COM NEW	86/12/31-03/12/31	1/23/2003	107 731 07	112,102 30	(4,371 23)
400 00	MORGAN STANLEY	COM NEW	86/12/31-03/12/31	1/21/2003	16,527 50	17,037 16	(509 66)
1 800 00	NATIONAL OILWELL INC	COM	86/12/31-03/12/31	2/4/2003	37,860 23	44,137 92	(6,277 69)
14,200 00	NATIONAL OILWELL INC	COM	86/12/31-03/12/31	3/13/2003	303,312 00	297,014 38	6,297 62
300 00	NATIONAL OILWELL INC	COM	86/12/31-03/12/31	1/21/2003	5,860 50	7,367 28	(1,506 78)
300 00	NORTHROP GRUMMAN CORP	COM	86/12/31-03/12/31	1/21/2003	28,511 74	29 384 82	(873 08)
3,600 00	NORTHROP GRUMMAN CORP	COM	86/12/31-03/12/31	2/18/2003	326 455 08	348,998 08	(22,543 00)
7,100 00	OMNICOM GROUP	COM	86/12/31-03/12/31	3/13/2003	344,350 00	435,357 80	(91,007 80)
3,600 00	OMNICOM GROUP	COM	86/12/31-03/12/31	2/6/2003	203,099 76	234,826 01	(31,726 25)
3,500 00	OMNICOM GROUP	COM	86/12/31-03/12/31	2/4/2003	199 923 77	230,647 90	(30,724 13)
1,600 00	OMNICOM GROUP	COM	86/12/31-03/12/31	1/21/2003	100,796 96	105,439 04	(4 642 08)
1,400 00	PATTERSON UTI ENERGY INC	COM	86/12/31-03/12/31	1/21/2003	39,576 80	40,968 47	(1,391 67)
1,800 00	PATTERSON UTI ENERGY INC	COM	86/12/31-03/12/31	2/4/2003	58,002 89	50,036 94	7,965 95
14,200 00	PATTERSON UTI ENERGY INC	COM	86/12/31-03/12/31	3/13/2003	444,460 00	328,485 72	117,974 28
14,200 00	PFIZER INC	COM	86/12/31-03/12/31	3/13/2003	414 072 00	410,238 75	3,835 25
500 00	PFIZER INC	COM	86/12/31-03/12/31	1/21/2003	15,141 54	15,556 25	(414 71)
300 00	PRIDE INTERNATIONAL INC	COM	86/12/31-03/12/31	1/21/2003	4,148 87	5,573 28	(1,424 41)
21,300 00	PRIDE INTERNATIONAL INC	COM	86/12/31-03/12/31	3/13/2003	276,800 00	343,810 18	(67,010 18)
1 800 00	PRIDE INTERNATIONAL INC	COM	86/12/31-03/12/31	2/4/2003	25,941 17	33,439 68	(7,498 51)
1,000 00	PROCTER + GAMBLE CO	COM	86/12/31-03/12/31	1/24/2003	84,397 45	87,210 60	(2,813 15)
1 800 00	PROCTER + GAMBLE CO	COM	86/12/31-03/12/31	1/28/2003	152,358 03	156,505 52	(4,147 49)
5,300 00	PROCTER + GAMBLE CO	COM	86/12/31-03/12/31	3/13/2003	434,335 00	453,680 81	(19,345 81)
1,800 00	PROCTER + GAMBLE CO	COM	86/12/31-03/12/31	1/27/2003	149,647 49	156,938 96	(7,291 47)
500 00	PROCTER + GAMBLE CO	COM	86/12/31-03/12/31	1/21/2003	43 538 88	43,800 00	(261 32)
14,200 00	QLOGIC CORP	COM	86/12/31-03/12/31	3/13/2003	517,308 00	489,688 50	27,637 50
1,800 00	ROWAN COS INC	COM	86/12/31-03/12/31	2/4/2003	38,432 44	38,521 39	(88 95)
14,200 00	ROWAN COS INC	COM	86/12/31-03/12/31	3/13/2003	255,600 00	248 568 99	7,031 01
10,700 00	ST JUDE MED INC	COM	86/12/31-03/12/31	3/13/2003	487,365 00	468 775 29	18,609 71
600 00	3M CO	COM	86/12/31-03/12/31	1/21/2003	75,989 93	73,355 85	2,634 08
1,000 00	3M CO	COM	86/12/31-03/12/31	1/30/2003	123,988 28	113 957 50	10,030 78
3,600 00	3M CO	COM	86/12/31-03/12/31	1/31/2003	448 330 49	398 039 25	50,291 24
1,700 00	VIACOM INC	CL B	86/12/31-03/12/31	1/17/2003	71 057 85	78,165 32	(7,107 47)
7,100 00	VIACOM INC	CL B	86/12/31-03/12/31	3/13/2003	238,560 00	316,487 51	(77,927 51)
600 00	VIACOM INC	CL B	86/12/31-03/12/31	1/21/2003	23,879 28	27 587 76	(3 708 48)
1,400 00	WYETH	COM	86/12/31-03/12/31	1/21/2003	51,033 50	53 410 56	(2,377 06)
14,200 00	WYETH	COM	86/12/31-03/12/31	3/13/2003	483,510 00	539 163 01	(55,653 01)
1,800 00	WYETH	COM	86/12/31-03/12/31	1/30/2003	68,397 93	68,553 27	(155 34)
12,100 00	XILINX INC	COM	86/12/31-03/12/31	1/22/2003	258,975 74	262,888 97	(3,913 23)
100 00	XILINX INC	COM	86/12/31-03/12/31	1/21/2003	2,270 83	2,173 53	97 40
5,200 00	XILINX INC	COM	86/12/31-03/12/31	1/13/2003	135,370 11	113,358 28	22 011 83
5,300 00	XL CAPITAL LTD	SHS A	86/12/31-03/12/31	3/13/2003	342,221 00	412 550 96	(70,329 96)
1,100 00	XL CAPITAL LTD	SHS A	86/12/31-03/12/31	1/27/2003	84,818 44	85 975 23	(1,156 79)
700 00	XL CAPITAL LTD	SHS A	86/12/31-03/12/31	1/24/2003	54,082 12	56,245 00	(2,162 88)
600 00	XL CAPITAL LTD	SHS A	86/12/31-03/12/31	1/21/2003	48,577 29	46,895 58	1,681 71
34 500 00	INVEST CO OF CHINA	USD0 01	86/12/31-03/12/31	12/24/2003	-	131,117 80	(131,117 80)
1,700,000 00	SIDER NACIONAL CIA	COM NPV	86/12/31-03/12/31	4/4/2003	33 183 60	30,208 25	2,975 35
2,100,000 00	SIDER NACIONAL CIA	COM NPV	86/12/31-03/12/31	4/7/2003	41,115 89	35,416 22	5,699 67
1,300,000 00	SIDER NACIONAL CIA	COM NPV	86/12/31-03/12/31	4/8/2003	25,615 43	17,303 19	8,312 24
1,000,000 00	SIDER NACIONAL CIA	COM NPV	86/12/31-03/12/31	7/25/2003	26,233 53	13,310 15	12,923 38

THE ROCKEFELLER FOUNDATION
EMPLOYEE ID NO 13-1659629
GAIN AND LOSSES ON TAXABLE INVESTMENTS
FOR YEAR 2003

Shares/Par Value	Security Name	Security Description	Date Bought	Date Sold	Proceeds	Cost	Realized Gain/Loss
1,100,000.00	SIDER NACIONAL CIA	COM NPV	86/12/31-03/12/31	7/28/2003	29,007.04	14,607.49	14,399.55
800,000.00	SIDER NACIONAL CIA	COM NPV	86/12/31-03/12/31	9/2/2003	26,448.25	10,620.96	15,827.29
1,800,000.00	SIDER NACIONAL CIA	COM NPV	86/12/31-03/12/31	9/3/2003	61,967.24	23,870.85	38,096.39
1,100,000.00	SIDER NACIONAL CIA	COM NPV	86/12/31-03/12/31	11/24/2003	45,280.02	14,543.56	30,736.46
22,050.00	CORP INTERAM ENTRE	SER B NPV	86/12/31-03/12/31	4/15/2003	37,075.38	28,969.06	8,106.32
16,400.00	CORP GEO SA DE CV	SER B MXN1	86/12/31-03/12/31	4/4/2003	37,517.38	44,764.24	(7,246.86)
6,600.00	CORP GEO SA DE CV	SER B MXN1	86/12/31-03/12/31	8/28/2003	27,389.81	17,977.98	9,411.83
7,600.00	CORP GEO SA DE CV	SER B MXN1	86/12/31-03/12/31	9/10/2003	33,037.72	20,072.91	12,964.81
8,700.00	CORP GEO SA DE CV	SER B MXN1	86/12/31-03/12/31	9/11/2003	37,829.77	22,365.42	15,464.35
12,300.00	GRUPO FINANCIERO BANORTE SA	O SHS	86/12/31-03/12/31	3/17/2003	27,948.96	12,820.23	15,328.73
9,400.00	GRUPO FINANCIERO BANORTE SA	O SHS	86/12/31-03/12/31	6/9/2003	25,044.82	26,422.99	(1,378.17)
9,600.00	GRUPO FINANCIERO BANORTE SA	O SHS	86/12/31-03/12/31	6/13/2003	25,835.97	26,985.18	(1,149.21)
11,700.00	GRUPO FINANCIERO BANORTE SA	O SHS	86/12/31-03/12/31	6/16/2003	32,212.10	32,988.18	(676.08)
8,900.00	GRUPO FINANCIERO BANORTE SA	O SHS	86/12/31-03/12/31	6/27/2003	25,298.88	24,963.61	335.27
9,000.00	GRUPO FINANCIERO BANORTE SA	O SHS	86/12/31-03/12/31	7/1/2003	25,494.76	25,207.09	287.67
9,100.00	GRUPO FINANCIERO BANORTE SA	O SHS	86/12/31-03/12/31	7/18/2003	24,948.03	12,708.95	12,237.08
9,000.00	GRUPO FINANCIERO BANORTE SA	O SHS	86/12/31-03/12/31	7/25/2003	25,172.88	9,184.61	15,988.27
12,400.00	GRUPO FINANCIERO BANORTE SA	O SHS	86/12/31-03/12/31	7/29/2003	34,252.79	12,517.38	21,735.41
8,000.00	GRUPO FINANCIERO BANORTE SA	O SHS	86/12/31-03/12/31	11/25/2003	25,179.75	8,075.73	17,104.02
7,500.00	GRUPO FINANCIERO BANORTE SA	O SHS	86/12/31-03/12/31	12/1/2003	24,667.73	7,570.99	17,396.74
7,600.00	GRUPO FINANCIERO BANORTE SA	O SHS	86/12/31-03/12/31	12/4/2003	25,159.90	7,871.94	17,487.96
8,400.00	GRUPO FINANCIERO BANORTE SA	O SHS	86/12/31-03/12/31	12/8/2003	27,819.44	8,479.51	19,139.93
219.00	MINERA EL BROCAL	PEN1	86/12/31-03/12/31	1/9/2003	137.87	35.22	102.65
15,600.00	ORGANIZ SORIANA	SER B NPV	86/12/31-03/12/31	4/7/2003	25,475.27	38,905.09	(11,429.82)
16,200.00	ORGANIZ SORIANA	SER B NPV	86/12/31-03/12/31	4/9/2003	25,706.20	38,288.30	(12,582.10)
18,800.00	GPO MEXICO SA	SER B COM NPV	86/12/31-03/12/31	11/25/2003	32,070.79	30,497.00	1,573.79
2,477.00	MINAS BUENAVENTURA	COM PEN4	86/12/31-03/12/31	9/9/2003	47,517.13	8,381.57	39,135.56
1,593.00	MINAS BUENAVENTURA	COM PEN4	86/12/31-03/12/31	9/12/2003	30,217.84	5,390.33	24,827.51
7,211.00	MINAS BUENAVENTURA	COM PEN4	86/12/31-03/12/31	9/18/2003	136,835.95	24,400.30	112,435.65
4,539,000.00	TURKCELL ILETISIM	TRL1000	86/12/31-03/12/31	4/9/2003	26,229.78	29,034.67	(2,804.89)
4,286,000.00	TURKCELL ILETISIM	TRL1000	86/12/31-03/12/31	4/15/2003	25,009.71	24,563.55	446.16
5,521,000.00	TURKCELL ILETISIM	TRL1000	86/12/31-03/12/31	4/16/2003	32,185.23	24,507.38	7,677.85
6,408,000.00	TURKCELL ILETISIM	TRL1000	86/12/31-03/12/31	4/18/2003	37,486.62	23,116.25	14,370.37
3,239,000.00	TURKCELL ILETISIM	TRL1000	86/12/31-03/12/31	4/28/2003	18,542.34	11,584.02	6,958.32
3,239,000.00	TURKCELL ILETISIM	TRL1000	86/12/31-03/12/31	5/13/2003	18,465.15	11,584.01	6,881.14
8,890,000.00	AKBANK	TRL1000	86/12/31-03/12/31	7/14/2003	26,530.11	25,932.80	597.31
5,185,000.00	AKBANK	TRL1000	86/12/31-03/12/31	12/19/2003	26,570.97	13,627.58	12,943.39
5,136.00	BRE BANK	PLN4	86/12/31-03/12/31	9/3/2003	152,506.58	108,590.93	43,915.65
970,000.00	ANADOLU EFES	TRL1000	86/12/31-03/12/31	9/16/2003	24,938.78	23,002.81	1,935.97
903,000.00	ANADOLU EFES	TRL1000	86/12/31-03/12/31	9/19/2003	25,085.67	19,503.52	5,582.15
3,591,000.00	ANADOLU EFES	TRL1000	86/12/31-03/12/31	10/7/2003	49,202.21	33,605.76	15,596.45
2,704,000.00	ANADOLU EFES	TRL1000	86/12/31-03/12/31	10/23/2003	34,539.98	22,377.32	12,162.66
5,128.00	ALPHA BANK	EUR4 15 (REGD)	86/12/31-03/12/31	3/19/2003	53,451.28	179,965.17	(126,513.89)
12,387,000.00	T GARANTI BANKASI	TRL500	86/12/31-03/12/31	10/8/2003	29,270.20	39,753.94	(10,483.74)
1,467.00	HANSABANK	EEK10	86/12/31-03/12/31	3/7/2003	25,068.27	12,254.68	12,813.59
1,440.00	HANSABANK	EEK10	86/12/31-03/12/31	3/10/2003	24,853.68	12,029.13	12,824.55
1,432.00	HANSABANK	EEK10	86/12/31-03/12/31	3/12/2003	24,784.90	11,832.29	12,952.61
1,452.00	HANSABANK	EEK10	86/12/31-03/12/31	3/14/2003	24,611.95	11,847.68	12,664.27
4,094.00	HANSABANK	EEK10	86/12/31-03/12/31	3/27/2003	68,828.42	33,603.27	35,225.15
1,468.00	HANSABANK	EEK10	86/12/31-03/12/31	4/1/2003	24,732.03	1,763.07	22,968.96
2,358.00	HANSABANK	EEK10	86/12/31-03/12/31	4/7/2003	39,619.20	-	39,619.20
1,462.00	HANSABANK	EEK10	86/12/31-03/12/31	4/9/2003	24,941.59	-	24,941.59
1,442.00	HANSABANK	EEK10	86/12/31-03/12/31	4/11/2003	24,629.97	-	24,629.97
2,693.00	HANSABANK	EEK10	86/12/31-03/12/31	4/14/2003	45,294.52	-	45,294.52
10,636,000.00	HURRIYET GAZETE	TRL1000	86/12/31-03/12/31	9/23/2003	26,225.91	15,543.17	10,682.74
11,610,000.00	HURRIYET GAZETE	TRL1000	86/12/31-03/12/31	12/8/2003	35,940.05	16,815.07	19,124.98
530.00	KOMERCNI BANKA	ORD CZK500	86/12/31-03/12/31	7/2/2003	38,502.78	12,498.32	26,004.46
2,419.00	NATL BK OF GREECE	EUR4 50 (REGD)	86/12/31-03/12/31	3/20/2003	24,888.54	38,850.87	(13,962.33)
1,345.00	MAGYAR OLAI ES GAS	HUF1000(REGD)	86/12/31-03/12/31	7/14/2003	30,255.65	22,463.85	7,791.80
1,810.00	MAGYAR OLAI ES GAS	HUF1000(REGD)	86/12/31-03/12/31	7/17/2003	40,532.95	30,230.16	10,302.79
1,338.00	MAGYAR OLAI ES GAS	HUF1000(REGD)	86/12/31-03/12/31	7/18/2003	30,047.09	20,994.42	9,052.67
1,021.00	MAGYAR OLAI ES GAS	HUF1000(REGD)	86/12/31-03/12/31	9/25/2003	28,192.04	15,802.78	12,389.26
1,369.00	MAGYAR OLAI ES GAS	HUF1000(REGD)	86/12/31-03/12/31	9/28/2003	37,764.49	21,189.04	16,575.45
15,502,000.00	TOFAS OTOMOBIL FAB	TRL1000	86/12/31-03/12/31	10/7/2003	26,564.38	17,784.84	8,779.52
35,579,000.00	YAPI KREDI BANKASI	TRL1000	86/12/31-03/12/31	2/18/2003	36,536.78	49,306.81	(12,770.05)
2,077.00	BK POLSKA KASA OPIEKI GRUPA	PLN1	86/12/31-03/12/31	3/4/2003	44,769.74	33,727.58	11,042.16
8,928.00	BK POLSKA KASA OPIEKI GRUPA	PLN1	86/12/31-03/12/31	3/18/2003	196,325.10	142,698.34	53,626.76
2,147.00	BK POLSKA KASA OPIEKI GRUPA	PLN1	86/12/31-03/12/31	4/4/2003	47,032.09	32,880.00	14,152.09
1,269.00	BK POLSKA KASA OPIEKI GRUPA	PLN1	86/12/31-03/12/31	4/8/2003	28,118.76	18,990.08	9,128.68
1,855.00	BK POLSKA KASA OPIEKI GRUPA	PLN1	86/12/31-03/12/31	4/9/2003	41,707.06	21,737.66	19,969.40
1,035.00	BK POLSKA KASA OPIEKI GRUPA	PLN1	86/12/31-03/12/31	6/16/2003	26,339.36	11,711.79	14,627.57
1,456.00	BK POLSKA KASA OPIEKI GRUPA	PLN1	86/12/31-03/12/31	7/18/2003	40,414.98	16,475.71	23,939.27
2,489.00	BK POLSKA KASA OPIEKI GRUPA	PLN1	86/12/31-03/12/31	9/3/2003	80,082.64	28,164.88	51,917.76
18,184.00	POLSKI KONCERN NAF	PLN1 25	86/12/31-03/12/31	3/4/2003	76,156.31	71,581.38	4,574.93
5,574.00	POLSKI KONCERN NAF	PLN1 25	86/12/31-03/12/31	6/27/2003	27,085.52	21,052.38	6,033.14
5,657.00	POLSKI KONCERN NAF	PLN1 25	86/12/31-03/12/31	6/30/2003	27,414.35	21,365.87	6,048.48
21,900.00	AFRICAN LIFE ASSUR	ZAR0 10	86/12/31-03/12/31	6/19/2003	35,365.21	35,822.78	(457.57)
51,000.00	BANGKOK BANK	THB10(ALIEN MARKET)	86/12/31-03/12/31	3/18/2003	76,114.61	74,516.77	1,597.84
23,800.00	BANGKOK BANK	THB10(ALIEN MARKET)	86/12/31-03/12/31	3/19/2003	35,580.94	33,058.19	2,522.75
19,100.00	BANGKOK BANK	THB10(ALIEN MARKET)	86/12/31-03/12/31	10/7/2003	38,689.21	25,952.88	12,736.33
70,100.00	BANGKOK BANK	THB10(ALIEN MARKET)	86/12/31-03/12/31	10/8/2003	145,230.55	94,492.00	50,738.55
18,200.00	BANGKOK BANK	THB10(ALIEN MARKET)	86/12/31-03/12/31	10/9/2003	39,712.34	24,135.65	15,576.69
1.00	MOLOPE FOODS	ZAR0 01	86/12/31-03/12/31	6/11/2003	5,249.71	-	5,249.71
12,500.00	STANDARD BK GR LTD	ZAR0 10	86/12/31-03/12/31	3/5/2003	44,493.92	49,713.74	(5,219.82)
9,900.00	STANDARD BK GR LTD	ZAR0 10	86/12/31-03/12/31	3/6/2003	34,499.32	39,311.83	(4,812.51)

THE ROCKEFELLER FOUNDATION
EMPLOYEE ID NO 13-1659629
GAIN AND LOSSES ON TAXABLE INVESTMENTS
FOR YEAR 2003

Shares/Par Value	Security Name	Security Description	Date Bought	Date Sold	Proceeds	Cost	Realized Gain/Loss
7,100.00	STANDARD BK GR LTD	ZAR0 10	88/12/31-03/12/31	3/11/2003	25,003.26	28,193.33	(3,190.07)
9,500.00	STANDARD BK GR LTD	ZAR0 10	88/12/31-03/12/31	3/12/2003	*33,229.23	37,723.47	(4,494.24)
5,800.00	STANDARD BK GR LTD	ZAR0 10	88/12/31-03/12/31	9/18/2003	25,534.17	23,020.56	2,513.61
6,800.00	STANDARD BK GR LTD	ZAR0 10	88/12/31-03/12/31	9/22/2003	30,042.02	26,712.98	3,329.06
5,000.00	STANDARD BK GR LTD	ZAR0 10	88/12/31-03/12/31	11/24/2003	26,663.51	19,271.62	7,391.89
10,900.00	STANDARD BK GR LTD	ZAR0 10	88/12/31-03/12/31	11/25/2003	58,191.77	41,178.44	17,013.33
8,700.00	STANDARD BK GR LTD	ZAR0 10	88/12/31-03/12/31	11/26/2003	48,032.70	30,486.73	17,545.97
94,000.00	YANZHOU COAL MININ	H CNY1	88/12/31-03/12/31	5/20/2003	36,900.40	43,367.64	(6,467.24)
18,600.00	SANLAM	ZAR0 01	88/12/31-03/12/31	12/1/2003	24,950.20	16,759.76	8,190.44
18,600.00	SANLAM	ZAR0 01	88/12/31-03/12/31	12/2/2003	25,280.77	16,759.76	8,521.01
18,600.00	SANLAM	ZAR0 01	88/12/31-03/12/31	12/3/2003	25,245.37	16,699.39	8,545.98
18,700.00	SANLAM	ZAR0 01	88/12/31-03/12/31	12/5/2003	25,267.80	16,809.68	8,658.12
6,820.00	DAE DUCK ELECTRNC	KRW500	88/12/31-03/12/31	7/2/2003	59,671.18	71,468.58	(11,797.40)
4,210.00	DAE DUCK ELECTRNC	KRW500	88/12/31-03/12/31	7/3/2003	36,899.28	42,026.48	(5,127.20)
10,980.00	DAE DUCK ELECTRNC	KRW500	88/12/31-03/12/31	7/7/2003	82,428.93	102,312.64	(9,883.71)
11,320.00	DAE DUCK ELECTRNC	KRW500	88/12/31-03/12/31	7/8/2003	103,095.48	96,008.15	7,087.33
2,140.00	DAE DUCK ELECTRNC	KRW500	88/12/31-03/12/31	7/10/2003	19,266.37	17,219.34	2,047.03
870.00	DAE DUCK ELECTRNC	KRW500	88/12/31-03/12/31	7/11/2003	7,772.95	6,825.45	947.50
3,800.00	DAE DUCK ELECTRNC	KRW500	88/12/31-03/12/31	7/14/2003	34,206.90	29,812.32	4,394.58
260.00	DAE DUCK ELECTRNC	KRW500	88/12/31-03/12/31	7/15/2003	2,333.15	2,039.79	293.36
1,750.00	DAE DUCK ELECTRNC	KRW500	88/12/31-03/12/31	8/8/2003	13,371.31	11,343.07	2,028.24
1,810.00	DAE DUCK ELECTRNC	KRW500	88/12/31-03/12/31	8/11/2003	13,538.65	11,548.41	1,990.24
1,412.00	DAE DUCK ELECTRNC	KRW500	88/12/31-03/12/31	8/12/2003	10,480.86	9,009.04	1,471.82
1,600.00	ANGLO AMERICAN	USD0 50	88/12/31-03/12/31	11/4/2003	33,132.58	31,059.33	2,073.25
4,400.00	ANGLO AMERICAN	USD0 50	88/12/31-03/12/31	11/24/2003	91,514.60	73,086.72	18,427.88
1,300.00	ANGLO AMERICAN	USD0 50	88/12/31-03/12/31	11/26/2003	27,459.10	21,593.80	5,865.30
4,600.00	ANGLO AMERICAN	USD0 50	88/12/31-03/12/31	12/1/2003	98,179.90	76,206.33	21,973.57
2,000.00	DAEWOO SHIPBUILDING + MARINE	KRW5000	88/12/31-03/12/31	10/17/2003	26,335.58	17,128.55	9,207.03
2,760.00	DAEWOO SHIPBUILDING + MARINE	KRW5000	88/12/31-03/12/31	10/20/2003	33,788.17	23,637.40	10,160.77
8,380.00	DAEWOO SHIPBUILDING + MARINE	KRW5000	88/12/31-03/12/31	10/21/2003	103,075.32	70,425.89	32,649.33
4,625.00	SAMYOUNG CORP	KRW500	88/12/31-03/12/31	1/24/2003	49,035.97	87,580.11	(38,544.14)
68,000.00	CHINA UNICOM	HKD0 1	88/12/31-03/12/31	4/15/2003	37,195.18	119,847.68	(82,652.50)
28,000.00	JOHNSON ELEC HLDS	HKD0 0125	88/12/31-03/12/31	10/10/2003	42,231.96	35,267.53	6,964.43
128,000.00	GIORDANO INTL LTD	HKD0 05	88/12/31-03/12/31	4/29/2003	33,897.29	58,260.61	(24,363.32)
84,000.00	GIORDANO INTL LTD	HKD0 05	88/12/31-03/12/31	10/21/2003	39,942.60	33,345.90	6,596.70
16,700.00	HANA MICROELECTRNC	THB5 (ALIEN MKT)	88/12/31-03/12/31	2/7/2003	25,918.30	26,249.84	(331.54)
15,800.00	HANA MICROELECTRNC	THB5 (ALIEN MKT)	88/12/31-03/12/31	6/26/2003	35,063.63	27,353.40	7,710.23
14,400.00	HANA MICROELECTRNC	THB5 (ALIEN MKT)	88/12/31-03/12/31	10/1/2003	34,787.78	22,756.05	12,031.73
10,500.00	HANA MICROELECTRNC	THB5 (ALIEN MKT)	88/12/31-03/12/31	12/1/2003	30,375.73	16,281.99	14,093.74
8,100.00	PTT EXPLORTN + PRD	THB5(ALIEN MKT)	88/12/31-03/12/31	1/22/2003	25,299.73	22,605.22	2,694.51
14,800.00	PTT EXPLORTN + PRD	THB5(ALIEN MKT)	88/12/31-03/12/31	1/27/2003	44,942.03	40,498.36	4,443.67
16,700.00	PTT EXPLORTN + PRD	THB5(ALIEN MKT)	88/12/31-03/12/31	3/18/2003	48,510.70	41,519.07	6,991.63
17,400.00	PTT EXPLORTN + PRD	THB5(ALIEN MKT)	88/12/31-03/12/31	4/23/2003	48,960.86	41,892.36	7,068.50
8,800.00	PTT EXPLORTN + PRD	THB5(ALIEN MKT)	88/12/31-03/12/31	4/25/2003	24,750.99	20,999.25	3,751.74
11,400.00	PTT EXPLORTN + PRD	THB5(ALIEN MKT)	88/12/31-03/12/31	5/2/2003	32,778.41	26,422.01	6,356.40
8,700.00	PTT EXPLORTN + PRD	THB5(ALIEN MKT)	88/12/31-03/12/31	5/6/2003	25,059.85	19,738.97	5,320.88
11,700.00	PTT EXPLORTN + PRD	THB5(ALIEN MKT)	88/12/31-03/12/31	5/8/2003	33,195.62	26,348.99	6,846.63
146,000.00	CHINA PETROLIUM + CHEMICAL	H SHS	88/12/31-03/12/31	10/28/2003	43,995.72	44,825.95	(830.23)
42,000.00	PEOPLES FOOD HLDS	COM STK HKD0 5	88/12/31-03/12/31	4/28/2003	20,317.52	15,012.28	5,305.24
77,000.00	PEOPLES FOOD HLDS	COM STK HKD0 5	88/12/31-03/12/31	6/18/2003	41,492.60	25,671.21	15,821.39
132,000.00	FOUNTAIN SET HLDS	HKD0 20	88/12/31-03/12/31	11/8/2003	93,294.06	112,959.01	(19,664.95)
33,200.00	ADVANCED INFO SERV	THB1 (ALIEN MARKET)	88/12/31-03/12/31	2/5/2003	27,311.81	33,984.38	(6,672.57)
51,800.00	ADVANCED INFO SERV	THB1 (ALIEN MARKET)	88/12/31-03/12/31	2/7/2003	45,231.27	52,414.14	(7,182.87)
89,900.00	ADVANCED INFO SERV	THB1 (ALIEN MARKET)	88/12/31-03/12/31	3/7/2003	84,884.94	85,816.86	(931.92)
28,700.00	ADVANCED INFO SERV	THB1 (ALIEN MARKET)	88/12/31-03/12/31	9/19/2003	40,153.63	23,275.51	16,878.12
3,630.00	KOOKMIN BANK	KRW5000	88/12/31-03/12/31	1/24/2003	129,534.82	163,547.25	(34,012.43)
39,500.00	HUB POWER CO	PKR10	88/12/31-03/12/31	7/9/2003	25,899.21	17,168.98	8,730.23
42,000.00	HUB POWER CO	PKR10	88/12/31-03/12/31	7/14/2003	29,166.39	18,255.63	10,910.76
500.00	IMPALA PLATINUM	ZAR0 20	88/12/31-03/12/31	3/4/2003	29,349.18	27,349.74	2,009.44
500.00	IMPALA PLATINUM	ZAR0 20	88/12/31-03/12/31	3/6/2003	29,524.60	26,907.88	2,616.72
2,000.00	IMPALA PLATINUM	ZAR0 20	88/12/31-03/12/31	3/14/2003	117,121.84	107,465.55	9,656.09
600.00	IMPALA PLATINUM	ZAR0 20	88/12/31-03/12/31	11/4/2003	52,502.95	36,542.09	15,960.86
0.85	KOOR INDUSTRIES	ILS 0 001	88/12/31-03/12/31	1/13/2003	9.04	11.73	(2.69)
110,900.00	KIATNAKIN FINANCE	THB10(ALIEN MKT)	88/12/31-03/12/31	9/11/2003	96,364.13	82,244.70	14,119.43
120,700.00	KRUNG THAI BANK PLC	THB10 (ALIEN MARKET)	88/12/31-03/12/31	11/13/2003	27,127.98	29,338.88	(2,210.88)
391,900.00	KRUNG THAI BANK PLC	THB10 (ALIEN MARKET)	88/12/31-03/12/31	12/11/2003	86,105.05	92,447.36	(6,342.31)
22,700.00	KCE ELECTRONICS	THB10(ALIEN MARKET)	88/12/31-03/12/31	1/27/2003	25,671.94	13,675.43	11,996.51
20,740.00	KCE ELECTRONICS	THB10(ALIEN MARKET)	88/12/31-03/12/31	2/11/2003	24,200.60	4,531.72	19,668.88
5,200.00	AFRICAN RAINBOW MI	ZAR0 01	88/12/31-03/12/31	1/3/2003	50,404.65	22,256.92	28,147.73
62,300.00	MAXIS COMMUN BHD	MYR0 10	88/12/31-03/12/31	11/21/2003	114,514.44	95,100.05	19,414.39
28,000.00	BYD CO	H SHS CNY1	88/12/31-03/12/31	1/28/2003	48,244.19	43,672.07	4,572.12
54,400.00	GMM GRAMMY PUBLIC	THB1 (ALIEN MKT)	88/12/31-03/12/31	3/18/2003	25,637.02	28,229.34	(2,592.32)
53,300.00	GMM GRAMMY PUBLIC	THB1 (ALIEN MKT)	88/12/31-03/12/31	3/20/2003	25,333.37	26,650.54	(1,317.17)
47,100.00	GMM GRAMMY PUBLIC	THB1 (ALIEN MKT)	88/12/31-03/12/31	8/13/2003	24,844.27	23,446.33	1,397.94
50,100.00	GMM GRAMMY PUBLIC	THB1 (ALIEN MKT)	88/12/31-03/12/31	8/18/2003	26,668.78	22,807.18	3,861.60
48,100.00	GMM GRAMMY PUBLIC	THB1 (ALIEN MKT)	88/12/31-03/12/31	9/9/2003	25,556.34	21,016.25	4,540.09
49,300.00	GMM GRAMMY PUBLIC	THB1 (ALIEN MKT)	88/12/31-03/12/31	9/11/2003	24,847.43	21,480.79	3,366.64
833,000.00	BK PAN INDONESIA	IDR100	88/12/31-03/12/31	10/15/2003	30,358.35	15,540.96	14,817.39
974,500.00	BK PAN INDONESIA	IDR100	88/12/31-03/12/31	10/17/2003	33,197.52	18,180.87	15,016.65
724,500.00	BK PAN INDONESIA	IDR100	88/12/31-03/12/31	10/22/2003	24,721.76	13,422.90	11,298.86
1,196,500.00	BK PAN INDONESIA	IDR100	88/12/31-03/12/31	10/23/2003	40,180.78	21,735.93	18,444.85
10,500.00	MALAYSIA INT SHIP	MYR1(ALIEN MARKET)	88/12/31-03/12/31	10/22/2003	33,191.68	21,371.65	11,819.83
14,800.00	MALAYSIA INT SHIP	MYR1(ALIEN MARKET)	88/12/31-03/12/31	11/21/2003	42,835.14	30,123.13	12,711.01
75,000.00	SINOTRANS LIMITED	H SHARES CNY1	88/12/31-03/12/31	10/9/2003	30,520.61	22,182.56	8,338.05
53,000.00	SINOTRANS LIMITED	H SHARES CNY1	88/12/31-03/12/31	11/6/2003	25,341.22	15,675.68	9,665.54

THE ROCKEFELLER FOUNDATION
EMPLOYEE ID NO 13-1658629
GAIN AND LOSSES ON TAXABLE INVESTMENTS
FOR YEAR 2003

Shares/Par Value	Security Name	Security Description	Date Bought	Date Sold	Proceeds	Cost	Realized Gain/Loss
102,000 00	SINOTRANS LIMITED	H SHARES CNY1	86/12/31-03/12/31	12/1/2003	48,708 45	29,027 08	19,679 37
256,400 00	LAND + HOUSES	THB1 (ALIEN MKT)	86/12/31-03/12/31	4/3/2003	46,985 86	36,425 93	10,559 93
186,700 00	LAND + HOUSES	THB1 (ALIEN MKT)	86/12/31-03/12/31	5/14/2003	34 791 87	26,523 87	8,268 00
149,200 00	LAND + HOUSES	THB1 (ALIEN MKT)	86/12/31-03/12/31	5/16/2003	27,893 72	9,308 47	18,585 25
27,000 00	YUE YUEN INDL HLDG	HKD0 25	86/12/31-03/12/31	5/2/2003	56,029 37	33,582 50	22,446 87
9,000 00	YUE YUEN INDL HLDG	HKD0 25	86/12/31-03/12/31	6/12/2003	24,998 56	11,144 25	13,854 31
11,000 00	YUE YUEN INDL HLDG	HKD0 25	86/12/31-03/12/31	6/13/2003	30,780 10	10,847 88	19,932 22
9,000 00	YUE YUEN INDL HLDG	HKD0 25	86/12/31-03/12/31	10/8/2003	25,932 04	23,911 09	2,020 95
9,000 00	YUE YUEN INDL HLDG	HKD0 25	86/12/31-03/12/31	10/10/2003	25,601 56	23,911 10	1,690 46
10,500 00	YUE YUEN INDL HLDG	HKD0 25	86/12/31-03/12/31	10/14/2003	30,024 89	27,898 28	2,126 61
175,900 00	NOBLE DEVELOPMENT	THB5 ALIEN MKT	86/12/31-03/12/31	5/20/2003	34,352 81	35,983 18	(1,630 37)
97,500 00	NOBLE DEVELOPMENT	THB5 ALIEN MKT	86/12/31-03/12/31	10/30/2003	41,165 88	19,945 20	21,220 68
0 00	NETWORK HEALTHCARE	ZAR0 01	86/12/31-03/12/31	2/3/2003	2,445 15	1,989 47	475 68
0 00	NETWORK HEALTHCARE	ZAR0 01	86/12/31-03/12/31	7/7/2003	2,370 40	1,888 11	682 29
49,700 00	NETWORK HEALTHCARE	ZAR0 01	86/12/31-03/12/31	9/5/2003	28,155 77	13,742 56	14,413 21
37,100 00	NETWORK HEALTHCARE	ZAR0 01	86/12/31-03/12/31	11/26/2003	27,197 80	10,258 53	16,939 27
287,500 00	BK MANDIRI	IDR500	86/12/31-03/12/31	11/21/2003	29,847 63	23,844 66	6,002 97
1,550 00	POSCO	KRW5000	86/12/31-03/12/31	1/24/2003	167,901 89	59,528 75	108,373 24
50 00	POSCO	KRW5000	86/12/31-03/12/31	4/25/2003	3,898 21	1,906 95	1,991 26
40 00	PULMUONECO	KRW5000	86/12/31-03/12/31	9/16/2003	1,941 11	1,346 23	594 88
60 00	PULMUONECO	KRW5000	86/12/31-03/12/31	9/17/2003	2,905 23	2,019 35	885 88
120 00	PULMUONECO	KRW5000	86/12/31-03/12/31	9/22/2003	6,053 72	4,038 70	2 015 02
520 00	PULMUONECO	KRW5000	86/12/31-03/12/31	11/5/2003	25,546 01	17,501 03	8 044 98
520 00	PULMUONECO	KRW5000	86/12/31-03/12/31	11/6/2003	25,692 12	16 951 99	8 740 13
520 00	PULMUONECO	KRW5000	86/12/31-03/12/31	11/7/2003	25,697 61	16,706 34	8 991 27
520 00	PULMUONECO	KRW5000	86/12/31-03/12/31	12/1/2003	25,269 14	16 185 93	9 083 21
520 00	PULMUONECO	KRW5000	86/12/31-03/12/31	12/15/2003	25,632 42	16,056 05	9 576 37
510 00	PULMUONECO	KRW5000	86/12/31-03/12/31	12/17/2003	25 307 86	15,818 96	9 688 70
142,100 00	PUBLIC BK BHD	MYR0 50(ALIEN MARKET)	86/12/31-03/12/31	4/23/2003	88,394 87	87,476 89	20 917 98
101,000 00	PUBLIC BK BHD	MYR0 50(ALIEN MARKET)	86/12/31-03/12/31	4/24/2003	61,449 47	47,736 32	13,713 15
260,850 00	PUBLIC BK BHD	MYR0 50(ALIEN MARKET)	86/12/31-03/12/31	5/9/2003	163,023 70	112,816 36	50,207 34
850 00	SAMSUNG ELECTRONIC	KRW5000	86/12/31-03/12/31	1/24/2003	173,255 25	104,700 75	68,554 50
52,000 00	SEKUN CORPORATION	SGD0 20	86/12/31-03/12/31	5/29/2003	26,204 57	27,199 73	(995 16)
31,300 00	SIAM MAKRO	THB10(ALIEN MKT)	86/12/31-03/12/31	1/28/2003	24,805 67	34,938 72	(10,133 05)
39,500 00	SIAM MAKRO	THB10(ALIEN MKT)	86/12/31-03/12/31	3/24/2003	32,587 92	41,589 25	(9,001 33)
134,400 00	SHIN SATELLITE PUB	THB10(ALIEN MARKET)	86/12/31-03/12/31	2/7/2003	43,997 62	100,184 97	(56,187 35)
257,500 00	SHIN SATELLITE PUB	THB10(ALIEN MARKET)	86/12/31-03/12/31	3/21/2003	56,877 61	151,492 57	(94,614 96)
108,600 00	SHIN SATELLITE PUB	THB10(ALIEN MARKET)	86/12/31-03/12/31	4/24/2003	31,236 65	39,328 51	(8,091 86)
940 00	SHINSEGAE CO LTD	KRW5000	86/12/31-03/12/31	1/24/2003	126,890 21	158,079 78	(31,189 57)
110 00	SHINSEGAE CO LTD	KRW5000	86/12/31-03/12/31	4/25/2003	11,822 96	16,485 62	(6,662 66)
2,050 00	SIAM CEMENT CO	THB10 (ALIEN MARKET)	86/12/31-03/12/31	3/18/2003	64,194 31	64,817 74	(623 43)
281,000 00	SM PRIME	PHP1	86/12/31-03/12/31	3/19/2003	24,733 11	40,555 92	(15,822 81)
417,000 00	SM PRIME	PHP1	86/12/31-03/12/31	3/20/2003	38 373 84	59,911 72	(20,537 88)
33,900 00	KASIKORNBANK PCL	THB10 (ALIEN MARKET)	86/12/31-03/12/31	10/7/2003	38 206 91	24,231 49	13 975 42
40,900 00	KASIKORNBANK PCL	THB10 (ALIEN MARKET)	86/12/31-03/12/31	10/9/2003	49,687 54	24,910 12	24 777 42
27,800 00	KASIKORNBANK PCL	THB10 (ALIEN MARKET)	86/12/31-03/12/31	10/21/2003	29,141 29	14,503 72	14,637 57
22,800 00	KASIKORNBANK PCL	THB10 (ALIEN MARKET)	86/12/31-03/12/31	11/13/2003	24,850 01	11 790 79	13,059 22
48,000 00	KASIKORNBANK PCL	THB10 (ALIEN MARKET)	86/12/31-03/12/31	11/14/2003	52,229 42	24,564 18	27,665 24
6,245 00	OTP BANK	HUF100	86/12/31-03/12/31	10/2/2003	76,221 85	63 515 62	12,706 23
2,038 00	OTP BANK	HUF100	86/12/31-03/12/31	10/3/2003	24,761 59	20 447 36	4,314 23
1,007 000 00	ENKA INSAAT	TRL1000	86/12/31-03/12/31	1/30/2003	24,955 51	34,847 26	(9,891 75)
736,000 00	ENKA INSAAT	TRL1000	86/12/31-03/12/31	4/29/2003	24 897 54	22,129 89	2,767 65
641,000 00	ENKA INSAAT	TRL1000	86/12/31-03/12/31	10/6/2003	26,343 36	21,387 46	4,955 90
258,000 00	ENKA INSAAT	TRL1000	86/12/31-03/12/31	10/7/2003	10,537 52	8,145 88	2,391 64
725,000 00	ENKA INSAAT	TRL1000	86/12/31-03/12/31	11/5/2003	24,804 94	21,493 14	3 311 80
668 000 00	ENKA INSAAT	TRL1000	86/12/31-03/12/31	12/3/2003	25,492 98	19,613 58	5 879 40
917,000 00	ENKA INSAAT	TRL1000	86/12/31-03/12/31	12/5/2003	34,898 81	26,760 93	7,937 88
9 00	SOMEC	NEW SHS	86/12/31-03/12/31	5/9/2003	5 17	76,389 05	(76,383 88)
152,000 00	KWANG SUNG ELECTRONICS	COM HKD0 1	86/12/31-03/12/31	11/18/2003	28,666 84	28,037 86	628 98
1,200 00	AMDOCS LTD	SHS	86/12/31-03/12/31	4/21/2003	20,349 96	30,058 28	(9,708 32)
4 400 00	CREDICORP LTD	SHS	86/12/31-03/12/31	8/6/2003	44,438 35	35,128 28	9,310 07
6,800 00	CREDICORP LTD	SHS	86/12/31-03/12/31	8/8/2003	63,984 99	53,502 85	10,482 14
400 00	ORBOTECH LTD	COM	86/12/31-03/12/31	4/22/2003	5,819 74	12,709 00	(7,089 26)
5,000 00	PANAMERICAN BEVERAGES INC	CL A	86/12/31-03/12/31	1/7/2003	103,568 87	41,835 50	61,733 37
0 00	UKRAINE FUND LP		86/12/31-03/12/31	8/14/2003	2,446 13	-	2,446 13
0 00	UKRAINE FUND LP		86/12/31-03/12/31	12/23/2003	21,134 46	-	21,134 46
244 800 00	HANSON	ORD GBP2	86/12/31-03/12/31	10/15/2003	2,455,164 73	2,134,694 50	320,470 23
90 000 00	IMPERIAL CHEM INDS	ORD GBP1	86/12/31-03/12/31	7/7/2003	199,186 87	682,040 04	(482,843 17)
89 000 00	IMPERIAL CHEM INDS	ORD GBP1	86/12/31-03/12/31	7/8/2003	193 180 84	631,086 63	(437,905 79)
66,200 00	IMPERIAL CHEM INDS	ORD GBP1	86/12/31-03/12/31	7/9/2003	146,495 60	404,906 86	(258,411 26)
47 000 00	IMPERIAL CHEM INDS	ORD GBP1	86/12/31-03/12/31	7/18/2003	100,080 58	160,511 76	(60,431 18)
49 900 00	IMPERIAL CHEM INDS	ORD GBP1	86/12/31-03/12/31	7/21/2003	107,027 92	128,082 32	(21,054 40)
48,000 00	IMPERIAL CHEM INDS	ORD GBP1	86/12/31-03/12/31	7/22/2003	102,773 58	123,215 06	(20,441 48)
38,291 00	IMPERIAL CHEM INDS	ORD GBP1	86/12/31-03/12/31	7/23/2003	80,537 33	88,266 58	(7,729 25)
3 000 00	BANK N S HALIFAX	COM	86/12/31-03/12/31	1/8/2003	102,551 70	27,657 36	74,894 34
3,000 00	BANK N S HALIFAX	COM	86/12/31-03/12/31	1/9/2003	101,215 49	27,657 36	73,558 13
3,600 00	BANK N S HALIFAX	COM	86/12/31-03/12/31	1/13/2003	122,286 30	33,188 82	89,097 48
3,300 00	BANK N S HALIFAX	COM	86/12/31-03/12/31	1/22/2003	110 348 42	30,109 21	80,239 21
1,300 00	BANK N S HALIFAX	COM	86/12/31-03/12/31	1/24/2003	43,533 67	11,848 84	31,684 83
3,200 00	BANK N S HALIFAX	COM	86/12/31-03/12/31	8/27/2003	138,669 94	29,168 37	109,501 57
3,000 00	BANK N S HALIFAX	COM	86/12/31-03/12/31	10/8/2003	143,307 71	27,343 47	115 964 24
2,400 00	BANK N S HALIFAX	COM	86/12/31-03/12/31	10/9/2003	113,814 99	21,838 00	91,778 99
9 000 00	RIO TINTO	ORD GBP0 10(REGD)	86/12/31-03/12/31	4/9/2003	174 237 26	118,852 48	55,384 78
8 800 00	RIO TINTO	ORD GBP0 10(REGD)	86/12/31-03/12/31	4/10/2003	169,431 94	114,895 25	54,536 69
8 800 00	RIO TINTO	ORD GBP0 10(REGD)	86/12/31-03/12/31	4/11/2003	168,367 50	109,529 80	58,837 70

THE ROCKEFELLER FOUNDATION
EMPLOYEE ID NO 13-1659629
GAIN AND LOSSES ON TAXABLE INVESTMENTS
FOR YEAR 2003

Shares/Par Value	Security Name	Security Description	Date Bought	Date Sold	Proceeds	Cost	Realized Gain/Loss
9,000.00	RIO TINTO	ORD GBP0 10(REGD)	86/12/31-03/12/31	4/14/2003	171,302.92	108,428.35	62,874.57
13,200.00	RIO TINTO	ORD GBP0 10(REGD)	86/12/31-03/12/31	4/15/2003	254,751.38	158,167.41	96,583.97
16,800.00	RECKITT BENCKISER PLC	ORD GBP0 105263	86/12/31-03/12/31	1/9/2003	321,494.31	196,042.11	125,452.20
16,800.00	RECKITT BENCKISER PLC	ORD GBP0 105263	86/12/31-03/12/31	1/13/2003	314,202.67	193,081.05	121,121.62
3,900.00	RECKITT BENCKISER PLC	ORD GBP0 105263	86/12/31-03/12/31	1/15/2003	72,059.41	44,582.91	27,476.50
7,700.00	CANADIAN TIRE LTD	CL A	86/12/31-03/12/31	1/17/2003	153,050.60	120,247.82	32,802.78
3,300.00	CANADIAN TIRE LTD	CL A	86/12/31-03/12/31	4/8/2003	65,411.49	51,234.15	14,177.34
5,000.00	CANADIAN TIRE LTD	CL A	86/12/31-03/12/31	4/10/2003	102,172.32	77,398.77	24,773.55
5,000.00	CANADIAN TIRE LTD	CL A	86/12/31-03/12/31	4/11/2003	103,232.51	77,244.33	25,988.18
4,000.00	CANADIAN TIRE LTD	CL A	86/12/31-03/12/31	5/21/2003	101,824.97	81,354.95	40,470.02
4,000.00	CANADIAN TIRE LTD	CL A	86/12/31-03/12/31	5/29/2003	102,012.35	59,811.40	42,200.95
3,200.00	CANADIAN TIRE LTD	CL A	86/12/31-03/12/31	6/3/2003	81,220.02	47,156.38	34,063.64
4,000.00	CANADIAN TIRE LTD	CL A	86/12/31-03/12/31	6/5/2003	106,260.65	57,652.52	48,608.13
4,000.00	CANADIAN TIRE LTD	CL A	86/12/31-03/12/31	6/11/2003	105,972.05	55,392.51	50,579.54
4,000.00	CANADIAN TIRE LTD	CL A	86/12/31-03/12/31	6/18/2003	104,612.12	55,154.98	49,457.14
4,000.00	CANADIAN TIRE LTD	CL A	86/12/31-03/12/31	6/20/2003	103,397.25	54,858.57	48,538.68
4,000.00	CANADIAN TIRE LTD	CL A	86/12/31-03/12/31	6/25/2003	101,343.46	54,595.21	46,748.25
4,200.00	CANADIAN TIRE LTD	CL A	86/12/31-03/12/31	6/30/2003	101,410.80	56,861.58	44,549.02
5,000.00	CANADIAN TIRE LTD	CL A	86/12/31-03/12/31	7/7/2003	122,065.63	67,455.78	54,609.85
6,000.00	CANADIAN TIRE LTD	CL A	86/12/31-03/12/31	7/10/2003	145,837.20	78,558.11	67,279.09
17,300.00	CARNIVAL PLC	ORD USD1 66	86/12/31-03/12/31	10/9/2003	575,335.48	283,703.51	291,631.98
3,000.00	CARNIVAL PLC	ORD USD1 66	86/12/31-03/12/31	11/13/2003	106,847.17	49,197.14	57,650.03
3,600.00	CARNIVAL PLC	ORD USD1 66	86/12/31-03/12/31	11/17/2003	124,734.16	59,036.57	65,697.59
3,500.00	CARNIVAL PLC	ORD USD1 66	86/12/31-03/12/31	12/8/2003	125,071.41	57,396.66	67,674.75
3,200.00	CARNIVAL PLC	ORD USD1 66	86/12/31-03/12/31	12/9/2003	118,501.09	52,476.95	66,024.14
64,200.00	ROLLS ROYCE GROUP	ORD GBP0 20	86/12/31-03/12/31	7/8/2003	151,422.64	211,657.87	(60,235.23)
59,000.00	ROLLS ROYCE GROUP	ORD GBP0 20	86/12/31-03/12/31	7/9/2003	140,279.36	187,503.55	(47,224.19)
52,200.00	ROLLS ROYCE GROUP	ORD GBP0 20	86/12/31-03/12/31	7/11/2003	114,962.73	162,596.37	(47,633.64)
50,000.00	ROLLS ROYCE GROUP	ORD GBP0 20	86/12/31-03/12/31	7/18/2003	111,175.16	153,096.41	(41,921.25)
65,200.00	ROLLS ROYCE GROUP	ORD GBP0 20	86/12/31-03/12/31	7/22/2003	143,343.98	197,266.85	(53,922.87)
41,400.00	ROLLS ROYCE GROUP	ORD GBP0 20	86/12/31-03/12/31	7/24/2003	93,197.50	124,468.83	(31,271.33)
42,200.00	ROLLS ROYCE GROUP	ORD GBP0 20	86/12/31-03/12/31	7/25/2003	95,798.84	126,746.76	(30,947.92)
45,000.00	ROLLS ROYCE GROUP	ORD GBP0 20	86/12/31-03/12/31	7/29/2003	108,028.05	134,556.37	(26,528.32)
58,000.00	ROLLS ROYCE GROUP	ORD GBP0 20	86/12/31-03/12/31	7/30/2003	139,584.77	172,976.64	(33,391.87)
45,000.00	ROLLS ROYCE GROUP	ORD GBP0 20	86/12/31-03/12/31	7/31/2003	109,560.03	133,504.35	(23,944.32)
27,900.00	ROLLS ROYCE GROUP	ORD GBP0 20	86/12/31-03/12/31	8/1/2003	67,383.48	81,461.10	(14,077.62)
1,700.00	ADIDAS SALOMON AG	DEM5	86/12/31-03/12/31	2/7/2003	133,931.06	167,770.85	(33,839.79)
1,800.00	ADIDAS SALOMON AG	DEM5	86/12/31-03/12/31	2/10/2003	137,130.68	177,316.95	(40,186.27)
1,300.00	ADIDAS SALOMON AG	DEM5	86/12/31-03/12/31	4/4/2003	115,066.16	127,153.43	(12,087.27)
1,600.00	ADIDAS SALOMON AG	DEM5	86/12/31-03/12/31	4/7/2003	142,699.31	155,387.31	(12,688.00)
1,400.00	ADIDAS SALOMON AG	DEM5	86/12/31-03/12/31	4/9/2003	125,642.32	135,315.65	(9,673.33)
1,200.00	ADIDAS SALOMON AG	DEM5	86/12/31-03/12/31	7/8/2003	100,451.47	115,284.99	(14,833.52)
1,200.00	ADIDAS SALOMON AG	DEM5	86/12/31-03/12/31	7/9/2003	98,347.11	114,611.19	(16,264.08)
6,000.00	BCA POP BERGAMO	EUR3	86/12/31-03/12/31	1/22/2003	108,662.79	108,702.56	(39.77)
6,000.00	BCA POP BERGAMO	EUR3	86/12/31-03/12/31	1/23/2003	109,008.86	108,409.65	599.21
5,900.00	BCA POP BERGAMO	EUR3	86/12/31-03/12/31	1/28/2003	105,283.26	103,434.44	1,848.82
2,200.00	BCA POP BERGAMO	EUR3	86/12/31-03/12/31	1/31/2003	38,875.72	38,568.77	306.95
6,000.00	BCA POP BERGAMO	EUR3	86/12/31-03/12/31	2/10/2003	106,340.49	104,037.15	2,303.34
6,000.00	BCA POP BERGAMO	EUR3	86/12/31-03/12/31	2/14/2003	106,990.23	103,115.77	3,874.46
5,300.00	BCA POP BERGAMO	EUR3	86/12/31-03/12/31	2/20/2003	96,395.14	90,138.36	6,256.78
6,000.00	BCA POP BERGAMO	EUR3	86/12/31-03/12/31	2/25/2003	106,734.36	101,251.47	5,482.89
6,000.00	BCA POP BERGAMO	EUR3	86/12/31-03/12/31	3/10/2003	108,896.63	100,633.21	8,263.42
8,800.00	BCA POP BERGAMO	EUR3	86/12/31-03/12/31	3/13/2003	151,252.26	143,117.27	8,134.99
6,700.00	BCA POP BERGAMO	EUR3	86/12/31-03/12/31	3/24/2003	118,216.86	105,725.60	12,491.26
6,000.00	BCA POP BERGAMO	EUR3	86/12/31-03/12/31	3/31/2003	107,111.70	93,702.40	13,409.30
5,000.00	BCA POP BERGAMO	EUR3	86/12/31-03/12/31	4/4/2003	90,704.04	72,738.73	17,965.31
6,000.00	BCA POP BERGAMO	EUR3	86/12/31-03/12/31	4/9/2003	110,686.64	87,127.34	23,559.30
7,300.00	BCA POP BERGAMO	EUR3	86/12/31-03/12/31	4/14/2003	135,193.15	102,425.30	32,767.85
2,200.00	BCA POP BERGAMO	EUR3	86/12/31-03/12/31	4/24/2003	43,266.39	30,649.02	12,617.37
7,000.00	IBERDROLA SA	EUR3	86/12/31-03/12/31	4/4/2003	114,581.05	90,780.83	23,800.22
2,500.00	IBERDROLA SA	EUR3	86/12/31-03/12/31	4/7/2003	40,193.16	32,421.72	7,771.44
4,100.00	IBERDROLA SA	EUR3	86/12/31-03/12/31	4/9/2003	66,110.06	53,171.63	12,938.43
500.00	VALORA HLDG AG	CHF10 (REGD)	86/12/31-03/12/31	7/7/2003	99,393.50	92,377.51	7,015.99
500.00	VALORA HLDG AG	CHF10 (REGD)	86/12/31-03/12/31	7/8/2003	97,988.10	92,377.51	5,610.59
500.00	VALORA HLDG AG	CHF10 (REGD)	86/12/31-03/12/31	7/9/2003	99,418.50	92,377.52	7,040.98
500.00	VALORA HLDG AG	CHF10 (REGD)	86/12/31-03/12/31	7/14/2003	98,471.03	92,377.51	6,093.52
500.00	VALORA HLDG AG	CHF10 (REGD)	86/12/31-03/12/31	7/18/2003	99,473.99	92,377.51	7,096.48
600.00	VALORA HLDG AG	CHF10 (REGD)	86/12/31-03/12/31	7/24/2003	119,737.38	110,853.02	8,884.36
500.00	VALORA HLDG AG	CHF10 (REGD)	86/12/31-03/12/31	8/27/2003	99,166.09	92,377.52	6,788.57
500.00	VALORA HLDG AG	CHF10 (REGD)	86/12/31-03/12/31	8/28/2003	97,558.11	92,377.51	5,180.60
600.00	VALORA HLDG AG	CHF10 (REGD)	86/12/31-03/12/31	9/2/2003	114,304.41	110,853.02	3,451.39
500.00	VALORA HLDG AG	CHF10 (REGD)	86/12/31-03/12/31	9/4/2003	94,814.20	90,432.29	4,381.91
600.00	VALORA HLDG AG	CHF10 (REGD)	86/12/31-03/12/31	9/5/2003	116,319.18	103,456.51	12,862.67
500.00	VALORA HLDG AG	CHF10 (REGD)	86/12/31-03/12/31	9/8/2003	101,116.09	86,213.76	14,902.33
14,700.00	CONTINENTAL AG	ORD NPV	86/12/31-03/12/31	10/9/2003	452,161.04	362,657.67	89,503.37
4,500.00	CONTINENTAL AG	ORD NPV	86/12/31-03/12/31	10/22/2003	146,537.12	109,744.13	36,792.99
4,600.00	CONTINENTAL AG	ORD NPV	86/12/31-03/12/31	10/23/2003	148,332.15	111,381.34	36,950.81
2,600.00	CONTINENTAL AG	ORD NPV	86/12/31-03/12/31	10/24/2003	85,186.23	62,770.49	22,415.74
2,600.00	CONTINENTAL AG	ORD NPV	86/12/31-03/12/31	10/30/2003	87,145.50	62,788.06	24,357.44
3,400.00	CONTINENTAL AG	ORD NPV	86/12/31-03/12/31	11/13/2003	115,738.27	81,245.64	34,492.63
4,100.00	CONTINENTAL AG	ORD NPV	86/12/31-03/12/31	11/14/2003	140,753.38	97,759.40	42,993.98
3,000.00	CARREFOUR	EUR2 50	86/12/31-03/12/31	10/9/2003	155,452.73	138,092.40	19,360.33
10,000.00	AUST + NZ BANK GRP	NPV	86/12/31-03/12/31	1/9/2003	101,981.94	18,016.51	83,965.43
10,000.00	AUST + NZ BANK GRP	NPV	86/12/31-03/12/31	1/10/2003	103,103.01	18,016.51	85,086.50
18,000.00	AUST + NZ BANK GRP	NPV	86/12/31-03/12/31	1/13/2003	184,151.26	32,285.22	151,866.04

THE ROCKEFELLER FOUNDATION
EMPLOYEE ID NO 13-1659629
GAIN AND LOSSES ON TAXABLE INVESTMENTS
FOR YEAR 2003

Shares/Par Value	Security Name	Security Description	Date Bought	Date Sold	Proceeds	Cost	Realized Gain/Loss
10,000 00	AUST + NZ BANK GRP	NPV	86/12/31-03/12/31	1/16/2003	102,198 32	17,874 84	84,323 48
9,700 00	AUST + NZ BANK GRP	NPV	86/12/31-03/12/31	1/17/2003	99,931 44	17,338 60	82,592 84
14,000 00	AUST + NZ BANK GRP	NPV	86/12/31-03/12/31	1/22/2003	144,171 67	25,024 78	119,146 89
6,100 00	AUST + NZ BANK GRP	NPV	86/12/31-03/12/31	1/23/2003	64,030 14	10,903 65	53,126 49
16,000 00	DAIWA HOUSE INDS	JPY50	86/12/31-03/12/31	8/28/2003	122,858 79	118,782 91	4,075 88
14,000 00	DAIWA HOUSE INDS	JPY50	86/12/31-03/12/31	8/29/2003	108,917 06	102,889 86	6,027 20
12,869 00	HAW PAR CORP LTD	SGD1	86/12/31-03/12/31	1/10/2003	22,866 33	24,185 96	(1,319 63)
25,000 00	HENDERSON LAND DEV	HKD2	86/12/31-03/12/31	10/22/2003	108,327 68	122,339 65	(14,011 97)
25,000 00	HENDERSON LAND DEV	HKD2	86/12/31-03/12/31	10/23/2003	104,558 81	121,473 13	(16,914 32)
26,000 00	HENDERSON LAND DEV	HKD2	86/12/31-03/12/31	10/30/2003	108,351 22	125,891 07	(17,539 85)
12,600 00	HENDERSON LAND DEV	HKD2	86/12/31-03/12/31	10/31/2003	52,568 38	60,911 83	(8,343 45)
12,500 00	MATSUSHITA ELC IND	JPY50	86/12/31-03/12/31	4/7/2003	105,991 55	207,935 38	(101,943 83)
27,900 00	MATSUSHITA ELC IND	JPY50	86/12/31-03/12/31	4/8/2003	233,289 48	457,310 79	(224,021 31)
29,600 00	MATSUSHITA ELC IND	JPY50	86/12/31-03/12/31	4/10/2003	239,283 65	482,163 36	(242,879 71)
30,800 00	MATSUSHITA ELC IND	JPY50	86/12/31-03/12/31	4/11/2003	238,959 28	415,007 37	(176,048 09)
15,000 00	ITSUMI FUDOSAN CO	JPY50	86/12/31-03/12/31	1/9/2003	89,883 32	117,203 10	(27,319 78)
27,300 00	ITSUMI FUDOSAN CO	JPY50	86/12/31-03/12/31	1/10/2003	168,794 11	198,779 48	(31,985 37)
16,000 00	ITSUMI FUDOSAN CO	JPY50	86/12/31-03/12/31	1/16/2003	107,762 18	110,607 65	(2,845 47)
28,100 00	ITSUMI FUDOSAN CO	JPY50	86/12/31-03/12/31	1/20/2003	197,232 43	189,828 27	7,404 16
30,000 00	SWIRE PACIFIC	A HKD0 60	86/12/31-03/12/31	10/22/2003	183,251 37	197,951 15	(14,699 78)
18,000 00	SWIRE PACIFIC	A HKD0 60	86/12/31-03/12/31	10/23/2003	105,134 98	112,922 69	(7,787 73)
18,000 00	SWIRE PACIFIC	A HKD0 60	86/12/31-03/12/31	10/30/2003	108,286 75	109,520 97	(1,234 22)
12,900 00	SWIRE PACIFIC	A HKD0 60	86/12/31-03/12/31	10/31/2003	77,752 08	78,414 69	(662 63)
9,200 00	SWIRE PACIFIC	A HKD0 60	86/12/31-03/12/31	11/3/2003	58,516 70	55,608 93	907 77
17,000 00	SWIRE PACIFIC	A HKD0 60	86/12/31-03/12/31	11/17/2003	98,311 35	100,041 87	(1,730 52)
15,100 00	SWIRE PACIFIC	A HKD0 60	86/12/31-03/12/31	11/18/2003	88,524 69	88,815 63	(290 94)
16,200 00	ITSUMI SUMITOMO INSURANCE CO	JPY50	86/12/31-03/12/31	10/3/2003	130,125 18	98,806 50	31,318 68
14,600 00	ITSUMI SUMITOMO INSURANCE CO	JPY50	86/12/31-03/12/31	10/6/2003	118,570 15	88,774 22	29,795 93
14,000 00	ITSUMI SUMITOMO INSURANCE CO	JPY50	86/12/31-03/12/31	10/7/2003	112,721 58	85,013 63	27,707 95
15,600 00	ITSUMI SUMITOMO INSURANCE CO	JPY50	86/12/31-03/12/31	10/8/2003	126,559 20	93,826 58	32,732 62
15,000 00	TANABE SEIYAKU CO	JPY50	86/12/31-03/12/31	12/8/2003	124,274 14	125,630 39	(1,356 25)
9,800 00	TANABE SEIYAKU CO	JPY50	86/12/31-03/12/31	12/8/2003	79,965 86	80,403 45	(437 59)
7,100 00	TANABE SEIYAKU CO	JPY50	86/12/31-03/12/31	12/10/2003	56,143 44	59,465 05	(3,321 61)
16,000 00	TANABE SEIYAKU CO	JPY50	86/12/31-03/12/31	12/11/2003	131,830 20	128,597 87	3,232 33
13,000 00	TANABE SEIYAKU CO	JPY50	86/12/31-03/12/31	12/12/2003	108,324 38	89,861 34	18,463 04
13,000 00	TANABE SEIYAKU CO	JPY50	86/12/31-03/12/31	12/16/2003	106,687 63	88,107 32	18,580 31
23,400 00	UNITED OSEAS BANK	SGD1	86/12/31-03/12/31	10/8/2003	189,008 88	159,482 52	29,526 36
24,800 00	UNITED OSEAS BANK	SGD1	86/12/31-03/12/31	10/10/2003	202,740 12	167,517 65	35,222 47
20,000 00	SOMPO JAPAN INS	JPY50	86/12/31-03/12/31	2/6/2003	109,851 23	129,911 92	(20,060 69)
16,900 00	SOMPO JAPAN INS	JPY50	86/12/31-03/12/31	2/12/2003	88,948 14	108,092 39	(19,144 25)
39,233 00	PARMALAT FINANZ	EUR1	86/12/31-03/12/31	9/5/2003	128,021 29	122,120 86	5,900 43
68,600 00	PARMALAT FINANZ	EUR1	86/12/31-03/12/31	9/8/2003	222,845 68	195,274 36	27,571 32
40,000 00	PARMALAT FINANZ	EUR1	86/12/31-03/12/31	9/9/2003	129,876 31	109,552 36	20,323 95
40,000 00	PARMALAT FINANZ	EUR1	86/12/31-03/12/31	9/11/2003	127,377 22	108,468 32	18,908 90
35,000 00	PARMALAT FINANZ	EUR1	86/12/31-03/12/31	9/12/2003	111,960 75	94,646 44	17,314 31
35,000 00	PARMALAT FINANZ	EUR1	86/12/31-03/12/31	9/15/2003	111,379 12	93,904 57	17,474 55
46,000 00	PARMALAT FINANZ	EUR1	86/12/31-03/12/31	9/16/2003	144,400 91	122,212 95	22,187 96
35,000 00	PARMALAT FINANZ	EUR1	86/12/31-03/12/31	9/17/2003	104,852 24	90,220 50	14,631 74
48,800 00	PARMALAT FINANZ	EUR1	86/12/31-03/12/31	9/17/2003	149,728 53	127,405 38	22,323 15
47,600 00	PARMALAT FINANZ	EUR1	86/12/31-03/12/31	9/18/2003	141,722 69	119,334 21	22,388 48
41,200 00	PARMALAT FINANZ	EUR1	86/12/31-03/12/31	9/19/2003	123,539 87	95,475 28	28,064 59
8,267 00	PARMALAT FINANZ	EUR1	86/12/31-03/12/31	9/22/2003	24,294 24	19,157 63	5,136 61
10,000 00	BENETTON GROUP SPA	EUR1 30	86/12/31-03/12/31	7/7/2003	107,807 04	170,008 18	(62,201 14)
10,000 00	BENETTON GROUP SPA	EUR1 30	86/12/31-03/12/31	7/8/2003	109,160 45	130,171 32	(21,010 87)
10,000 00	BENETTON GROUP SPA	EUR1 30	86/12/31-03/12/31	7/9/2003	108,160 17	130,171 31	(21,011 14)
10,000 00	BENETTON GROUP SPA	EUR1 30	86/12/31-03/12/31	7/10/2003	110,050 59	123,916 58	(13,865 99)
9,000 00	BENETTON GROUP SPA	EUR1 30	86/12/31-03/12/31	7/17/2003	96,883 98	103,424 66	(6,540 68)
4,000 00	BENETTON GROUP SPA	EUR1 30	86/12/31-03/12/31	7/24/2003	43,962 38	45,512 50	(1,550 12)
10,000 00	BENETTON GROUP SPA	EUR1 30	86/12/31-03/12/31	7/29/2003	107,148 46	113,424 61	(6,276 15)
10,000 00	BENETTON GROUP SPA	EUR1 30	86/12/31-03/12/31	8/1/2003	103,107 05	112,445 39	(9,338 34)
22,000 00	BENETTON GROUP SPA	EUR1 30	86/12/31-03/12/31	8/6/2003	226,860 19	243,879 83	(17,019 64)
10,000 00	BENETTON GROUP SPA	EUR1 30	86/12/31-03/12/31	8/28/2003	101,637 40	108,806 98	(7,169 58)
10,000 00	BENETTON GROUP SPA	EUR1 30	86/12/31-03/12/31	9/3/2003	99,377 23	108,195 66	(8,818 43)
12,000 00	BENETTON GROUP SPA	EUR1 30	86/12/31-03/12/31	9/8/2003	120,016 34	113,424 12	6,592 22
10,000 00	BENETTON GROUP SPA	EUR1 30	86/12/31-03/12/31	9/10/2003	99,703 24	83,477 57	16,225 67
7,350 00	BENETTON GROUP SPA	EUR1 30	86/12/31-03/12/31	9/12/2003	76,730 63	68,706 02	8,024 61
15,000 00	ABBAY NATIONAL	ORD GBP0 10	86/12/31-03/12/31	6/16/2003	129,828 01	103,008 03	26,819 98
9,300 00	ABBAY NATIONAL	ORD GBP0 10	86/12/31-03/12/31	7/1/2003	73,506 14	63,864 98	9,641 16
1,900 00	Aastra Technologies Ltd	COM NEW	86/12/31-03/12/31	1/28/2003	22,218 94	30,074 77	(7,855 83)
7,300 00	GALEN HLDGS	ORD GBP0 10	86/12/31-03/12/31	9/26/2003	84,871 13	83,719 04	1,152 09
5,600 00	BHP BILLITON PLC	ORD USD0 5	86/12/31-03/12/31	6/16/2003	30,868 87	29,888 89	979 98
24,700 00	AMVESCAP	ORD GBP0 25	86/12/31-03/12/31	6/4/2003	154,786 78	109,857 81	44,928 97
65,100 00	AMVESCAP	ORD GBP0 25	86/12/31-03/12/31	7/1/2003	447,264 89	278,883 55	168,381 34
136,300 00	BRITISH AIRWAYS	ORD GBP0 25	86/12/31-03/12/31	2/12/2003	248,780 65	301,573 15	(52,792 50)
52,500 00	BRITISH AIRWAYS	ORD GBP0 25	86/12/31-03/12/31	2/27/2003	86,167 03	116,159 87	(29,992 84)
20,200 00	BRITISH AIRWAYS	ORD GBP0 25	86/12/31-03/12/31	3/14/2003	31,943 32	44,893 89	(12,950 57)
147,400 00	BRITISH AIRWAYS	ORD GBP0 25	86/12/31-03/12/31	4/3/2003	265,552 95	326,132 67	(60,579 72)
44,500 00	BRITISH AIRWAYS	ORD GBP0 25	86/12/31-03/12/31	4/22/2003	82,680 93	98,459 32	(15,778 39)
56,000 00	BRITISH AIRWAYS	ORD GBP0 25	86/12/31-03/12/31	5/6/2003	126,458 67	123,903 66	2,555 01
5,400 00	BRITISH SKY BROADCAST	ORD GBP0 50	86/12/31-03/12/31	8/15/2003	59,780 24	52,915 08	6,865 16
20,500 00	AMERSHAM PLC	ORD GBP0 05	86/12/31-03/12/31	4/3/2003	137,652 85	160,173 30	(22,520 45)
95,600 00	AMERSHAM PLC	ORD GBP0 05	86/12/31-03/12/31	4/22/2003	650,973 94	746,954 53	(95,980 59)
44,900 00	NEW LOOK GROUP	ORD GBP0 05	86/12/31-03/12/31	8/5/2003	223,198 76	166,095 82	57,102 94
22,400 00	STANDARD CHARTERED	ORD USD0 50	86/12/31-03/12/31	5/19/2003	260,069 89	241,186 87	18,883 02
67,000 00	HSBC HLDGS	ORD USD0 50	86/12/31-03/12/31	5/19/2003	768,284 93	734,537 63	33,747 30

THE ROCKEFELLER FOUNDATION
EMPLOYEE ID NO 13-1659629
GAIN AND LOSSES ON TAXABLE INVESTMENTS
FOR YEAR 2003

Shares/Par Value	Security Name	Security Description	Date Bought	Date Sold	Proceeds	Cost	Realized Gain/Loss
30,300 00	UNILEVER	ORD GBP0 014	88/12/31-03/12/31	4/22/2003	298,310 88	249,759 52	48 551 36
31,000 00	UNILEVER	ORD GBP0 014	88/12/31-03/12/31	6/16/2003	288,888 54	284,766 47	2,132 07
4,500 00	BANK N S HALIFAX	COM	88/12/31-03/12/31	8/15/2003	198,742 80	148,104 99	50,637 81
35,800 00	PEARSON	ORD GBP0 25	88/12/31-03/12/31	3/14/2003	271,385 78	259,256 76	12,129 02
50,300 00	PRUDENTIAL PLC	ORD GBP0 05	88/12/31-03/12/31	3/14/2003	258,821 01	283,804 13	(4,983 12)
7,200 00	PRUDENTIAL PLC	ORD GBP0 05	88/12/31-03/12/31	4/22/2003	41,980 28	37,761 23	4,199 05
6,500 00	PRUDENTIAL PLC	ORD GBP0 05	88/12/31-03/12/31	5/6/2003	40,283 83	34,089 99	6,193 84
42,500 00	VODAFONE GROUP	ORD USD0 10	88/12/31-03/12/31	10/16/2003	88,409 96	85,020 88	3,388 88
8,000 00	ALLIED DOMECO	ORD GBP0 25	88/12/31-03/12/31	7/21/2003	44,070 18	47,394 28	(3,324 10)
16,600 00	ROYAL BK SCOT GRP	ORD GBP0 25	88/12/31-03/12/31	1/14/2003	399,166 30	417,209 23	(18,042 83)
12,100 00	ROYAL BK SCOT GRP	ORD GBP0 25	88/12/31-03/12/31	9/9/2003	307,282 35	318,332 89	(11,050 54)
27,800 00	SAINSBURY(J)	ORD GBP0 25	88/12/31-03/12/31	1/28/2003	106,470 80	151,441 71	(44,970 91)
38 300 00	SAINSBURY(J)	ORD GBP0 25	88/12/31-03/12/31	2/27/2003	135,258 25	208,840 92	(73,582 67)
3,000 00	TRAVIS PERKINS	ORD GBP0 10	88/12/31-03/12/31	4/3/2003	49,008 49	43,694 34	5,314 15
145,300 00	BP PLC	ORD USDO 25	88/12/31-03/12/31	4/22/2003	941,232 50	1,138,384 86	(197,152 36)
19,400 00	BP PLC	ORD USDO 25	88/12/31-03/12/31	5/6/2003	128,854 14	124,255 02	4,599 12
53,300 00	SHELL TRNSPT+TRDG	ORD GBP0 25(REGD)	88/12/31-03/12/31	2/12/2003	302,863 21	380 872 07	(78,008 86)
140,100 00	SHELL TRNSPT+TRDG	ORD GBP0 25(REGD)	88/12/31-03/12/31	2/27/2003	792,913 31	913,229 86	(120,316 55)
30,300 00	SHELL TRNSPT+TRDG	ORD GBP0 25(REGD)	88/12/31-03/12/31	7/21/2003	195,839 72	189 930 02	5,909 70
67,400 00	LLOYDS TSB GROUP	ORD GBP0 25	88/12/31-03/12/31	1/14/2003	483,870 54	759,530 15	(275 659 61)
38,488 00	TATE + LYLE	GBP 0 25	88/12/31-03/12/31	3/14/2003	159,377 51	189 589 93	(40 212 42)
7,800 00	GLAXOSMITHKLINE	ORD GBP0 25	88/12/31-03/12/31	1/14/2003	154,201 71	195,172 47	(40,970 76)
38,400 00	WPP GROUP	ORD GBP0 10	88/12/31-03/12/31	7/11/2003	304,503 61	244,522 78	59,980 83
43,700 00	WOLSELEY	ORD GBP0 25	88/12/31-03/12/31	2/27/2003	332,799 88	451,528 58	(118,728 68)
2,200 00	ASTRAZENECA	ORD USDO 25	88/12/31-03/12/31	2/12/2003	75,044 75	104,488 03	(29,441 28)
3,200 00	CANADIAN NATL RY CO	COM	88/12/31-03/12/31	1/28/2003	128,866 44	133,490 49	(6,624 05)
2,100 00	CANADIAN NATURAL RES LTD	COM	88/12/31-03/12/31	12/11/2003	92,630 82	83,116 79	9,514 03
8,200 00	CANADIAN TIRE LTD	CL A	88/12/31-03/12/31	4/3/2003	186,795 65	163,801 11	2,994 54
11,200 00	BCO DE BOGOTA	COP10	88/12/31-03/12/31	1/28/2003	27,266 78	25,798 89	1,467 89
17,200 00	BCO DE BOGOTA	COP10	88/12/31-03/12/31	4/22/2003	43,974 25	39,619 73	4,354 52
10,400 00	BCO DE BOGOTA	COP10	88/12/31-03/12/31	6/4/2003	28,259 90	23,956 12	4,303 78
15,000 00	BAVARIA	COP 2 50	88/12/31-03/12/31	4/22/2003	65,961 38	56 387 92	9,573 46
15 600 00	BAVARIA	COP 2 50	88/12/31-03/12/31	6/4/2003	74,321 32	58,643 43	15,677 89
238,800 00	GPO FIN GALICIA	B ARSI	88/12/31-03/12/31	4/22/2003	74,850 72	44,608 45	30,242 27
239,900 00	GPO FIN GALICIA	B ARSI	88/12/31-03/12/31	5/19/2003	67,470 22	44,851 50	22,618 72
75,000 00	TELECOM ARGENTINA	CLASS B ARS1	88/12/31-03/12/31	4/22/2003	71,971 60	72 712 01	(740 41)
59,700 00	TELECOM ARGENTINA	CLASS B ARS1	88/12/31-03/12/31	5/6/2003	85,116 60	57,878 75	7 237 85
21,400 00	TELECOM ARGENTINA	CLASS B ARS1	88/12/31-03/12/31	5/19/2003	21,177 37	20,747 16	430 21
4,100 00	EMPIRE LTD	CL A	88/12/31-03/12/31	6/18/2003	77,036 81	66,475 04	10,561 77
3,700 00	EMPIRE LTD	CL A	88/12/31-03/12/31	10/16/2003	74,706 35	53,744 68	20 961 67
900 00	FAIRFAX FINL HLDGS LTD	SUB VTG	88/12/31-03/12/31	9/9/2003	155,846 22	128 725 80	27,120 32
22,200 00	HBOS	ORD GBP0 25	88/12/31-03/12/31	6/16/2003	294,340 24	245,262 17	49,078 07
7,400 00	HBOS	ORD GBP0 25	88/12/31-03/12/31	9/9/2003	85,502 15	81,754 06	3 748 09
45,500 00	NATIONAL GRID TRANSCO PLC	ORD GBP0 10	88/12/31-03/12/31	9/9/2003	274,966 73	300,156 37	(25,189 64)
149,200 00	MARKS + SPENCER GP	ORD GBP0 25	88/12/31-03/12/31	9/26/2003	775,539 57	755,736 75	19,802 82
151,700 00	BARCLAYS	ORD GBP0 25	88/12/31-03/12/31	1/14/2003	950,484 52	1,188 481 04	(237 998 52)
5,700 00	NEXT GROUP	ORD GBP0 10	88/12/31-03/12/31	7/1/2003	97,044 95	83 017 41	14,027 54
2,700 00	ALMANIJ(ALGEM MAA)	NPV	88/12/31-03/12/31	4/3/2003	86,572 81	94,969 78	(8,396 97)
4,600 00	ALMANIJ(ALGEM MAA)	NPV	88/12/31-03/12/31	4/22/2003	163,308 70	159,314 14	3,994 56
2,300 00	ALMANIJ(ALGEM MAA)	NPV	88/12/31-03/12/31	9/26/2003	91,843 76	73,752 30	18,091 46
6 800 00	ALMANIJ(ALGEM MAA)	NPV	88/12/31-03/12/31	10/16/2003	296,807 10	218,050 28	78,756 84
1 850 00	LOREAL	EUR0 2	88/12/31-03/12/31	2/12/2003	119,006 49	128 726 49	(9,720 00)
137,500 00	IBERIALINEAS AERE	EUR 0 78	88/12/31-03/12/31	2/27/2003	181,467 03	211,622 86	(30,155 83)
7,650 00	CAP GEMINI	EUR8	88/12/31-03/12/31	1/14/2003	216,447 01	198,821 35	17,625 66
6,400 00	CAP GEMINI	EUR8	88/12/31-03/12/31	5/6/2003	209,628 38	172,494 97	37,133 41
9,450 00	CAP GEMINI	EUR8	88/12/31-03/12/31	5/19/2003	309,396 59	254,163 31	55,233 28
650 00	CASINO GUICH PERR	EUR1 53	88/12/31-03/12/31	2/12/2003	39,591 72	46,338 09	(6,744 37)
5,400 00	DELHAIZE GROUP	NPV	88/12/31-03/12/31	8/5/2003	208,550 13	163,752 94	44,797 19
550 00	IEFFAGE	EUR8	88/12/31-03/12/31	9/26/2003	52,771 83	55,689 13	(2,927 30)
225 00	BONGRAIN SA	EUR1	88/12/31-03/12/31	1/14/2003	10,727 00	9,103 01	1,623 99
1,400 00	BONGRAIN SA	EUR1	88/12/31-03/12/31	1/28/2003	65,299 93	56,617 82	8,682 11
3,550 00	GRANDVISION	FRF10	88/12/31-03/12/31	1/28/2003	66,167 30	60 589 89	5,577 41
3,150 00	GRANDVISION	FRF10	88/12/31-03/12/31	2/27/2003	58 341 37	51,806 51	6,534 86
1,753 00	GRANDVISION	FRF10	88/12/31-03/12/31	5/6/2003	32,032 93	28,574 56	3,458 37
543 00	GRANDVISION	FRF10	88/12/31-03/12/31	5/7/2003	9,866 61	8,646 90	1,019 71
869 00	GRANDVISION	FRF10	88/12/31-03/12/31	5/8/2003	15,511 83	14,097 35	1,414 48
164 00	GRANDVISION	FRF10	88/12/31-03/12/31	5/9/2003	2,925 36	2,660 49	264 87
571 00	GRANDVISION	FRF10	88/12/31-03/12/31	5/12/2003	10,084 01	9,263 04	820 97
200 00	GRANDVISION	FRF10	88/12/31-03/12/31	5/13/2003	3,595 73	3,244 50	351 23
3,300 00	KBC BANKVERZEKERIN NPV	NPV	88/12/31-03/12/31	3/14/2003	97,539 30	118,684 68	(21,145 38)
4,300 00	DIST INTEG LOGISTA	EUR0 6	88/12/31-03/12/31	1/14/2003	95,018 29	52,681 25	42,337 04
10 550 00	MG TECHNOLOGIES	DEM5	88/12/31-03/12/31	3/14/2003	58,775 13	64,129 04	(5,353 91)
8 250 00	MG TECHNOLOGIES	DEM5	88/12/31-03/12/31	6/4/2003	84,104 38	50,148 31	33,956 07
1,210 00	UNAXIS HOLDING AG	CHF20 (REGD)	88/12/31-03/12/31	6/16/2003	101 892 66	106,705 32	(4,812 66)
7,450 00	DEUTSCHE POST AG	NPV REGD	88/12/31-03/12/31	7/21/2003	104,524 09	77,100 31	27,423 78
2,900 00	DEUTSCHE POST AG	NPV REGD	88/12/31-03/12/31	8/5/2003	44,113 30	30 012 20	14,101 10
18,100 00	DEUTSCHE POST AG	NPV REGD	88/12/31-03/12/31	9/9/2003	310,247 12	187,317 54	122,929 58
30,150 00	DEUTSCHE POST AG	NPV REGD	88/12/31-03/12/31	10/16/2003	591,696 59	312,023 41	279,673 18
29,550 00	DEUTSCHE POST AG	NPV REGD	88/12/31-03/12/31	10/31/2003	566,491 47	293,130 74	273,360 73
3,900 00	GAMESA CORP TECHNO	EURO 50	88/12/31-03/12/31	10/31/2003	105,838 05	86,538 19	19,299 86
550 00	PERNOD RICARD	NPV	88/12/31-03/12/31	4/3/2003	47,371 38	40 919 71	6,451 67
44,346 00	TELEFONICA MOVILES	EURO 5	88/12/31-03/12/31	4/22/2003	320 743 04	298 178 55	22,564 49
1,000 00	RENAULT (REGIE NATIONALE)	EUR3 81	88/12/31-03/12/31	3/14/2003	34,058 80	41,391 07	(7,332 27)
8,100 00	RAS	EURO 6	88/12/31-03/12/31	9/9/2003	127 963 37	92,609 20	35 354 17
9,300 00	RAS	EURO 6	88/12/31-03/12/31	12/16/2003	152,493 08	106 329 08	46,164 00

THE ROCKEFELLER FOUNDATION
EMPLOYEE ID NO 13-1659629
GAIN AND LOSSES ON TAXABLE INVESTMENTS
FOR YEAR 2003

Shares/Par Value	Security Name	Security Description	Date Bought	Date Sold	Proceeds	Cost	Realized Gain/Loss
950.00	AVENTIS SA	EUR3 82	88/12/31-03/12/31	4/22/2003	43,280.57	88,296.75	(23,036.18)
2,300.00	AVENTIS SA	EUR3 82	88/12/31-03/12/31	5/6/2003	121,850.95	160,507.92	(38,656.97)
1,848.00	REMY COINTREAU SA	FRF10	88/12/31-03/12/31	5/6/2003	53,821.85	59,770.84	(6,148.99)
411.00	REMY COINTREAU SA	FRF10	88/12/31-03/12/31	5/7/2003	11,820.04	13,307.59	(1,687.55)
3,300.00	REMY COINTREAU SA	FRF10	88/12/31-03/12/31	7/1/2003	100,268.59	108,825.44	(8,556.85)
2,800.00	REMY COINTREAU SA	FRF10	88/12/31-03/12/31	10/31/2003	88,005.41	90,838.84	(2,833.43)
1,043.00	REMY COINTREAU SA	FRF10	88/12/31-03/12/31	11/14/2003	33,787.26	33,782.97	4.29
900.00	MERCK KGAA	ORD NPV	88/12/31-03/12/31	2/12/2003	26,524.84	26,883.06	(158.22)
9,300.00	MERCK KGAA	ORD NPV	88/12/31-03/12/31	2/27/2003	233,250.64	275,724.98	(42,474.34)
230.00	SIKA LTD	CHF80 (BR)	88/12/31-03/12/31	9/26/2003	83,479.87	58,705.40	24,774.47
3,100.00	SKAND ENSKILDA BKN	SER A SEK10	88/12/31-03/12/31	7/1/2003	31,514.01	32,585.05	(1,071.04)
70.00	SGS HOLDING	CHF20(REGD)	88/12/31-03/12/31	7/21/2003	30,454.20	22,118.40	8,335.80
10,400.00	VIVENDI UNIVERSAL	EUR5 5	88/12/31-03/12/31	4/3/2003	148,045.80	146,290.60	1,755.20
550.00	SAP AG	NPV	88/12/31-03/12/31	3/14/2003	44,643.22	51,003.35	(6,360.13)
5,250.00	SAP AG	NPV	88/12/31-03/12/31	4/3/2003	432,638.79	480,466.81	(47,828.02)
1,100.00	SAP AG	NPV	88/12/31-03/12/31	4/22/2003	111,167.37	90,751.16	20,446.21
5,100.00	SSAB(SVENSKT STAL)	SEK25 SER A	88/12/31-03/12/31	2/27/2003	61,731.83	52,751.69	8,980.14
1,151.00	SCHWARZ PHARMA AG	ORG NPV	88/12/31-03/12/31	8/15/2003	34,753.69	44,531.28	(9,777.59)
1,499.00	SCHWARZ PHARMA AG	ORG NPV	88/12/31-03/12/31	8/18/2003	44,150.98	57,995.12	(13,844.14)
3,122.00	SCHWARZ PHARMA AG	ORG NPV	88/12/31-03/12/31	9/9/2003	79,322.68	115,081.38	(35,758.68)
2,114.00	SCHWARZ PHARMA AG	ORG NPV	88/12/31-03/12/31	9/10/2003	53,147.30	72,215.76	(19,068.46)
330.00	SULZER AG	CHF0 03(REGD)	88/12/31-03/12/31	11/14/2003	78,804.18	61,780.96	18,023.20
950.00	TOTAL FINA ELF	EUR10 SERIE B	88/12/31-03/12/31	1/28/2003	121,720.49	140,034.35	(18,313.86)
11,650.00	ALTRAN TECHNOLOGIES	EUR0 5	88/12/31-03/12/31	11/3/2003	145,507.45	136,866.04	8,641.41
19,250.00	ALTRAN TECHNOLOGIES	EUR0 5	88/12/31-03/12/31	11/14/2003	251,798.84	176,426.92	75,371.92
2,950.00	E ON AG	NPV	88/12/31-03/12/31	5/19/2003	151,082.75	156,473.60	(5,390.85)
8,322.00	E ON AG	NPV	88/12/31-03/12/31	10/31/2003	417,822.39	436,309.70	(18,487.31)
2,700.00	YIT YHTYMA	EUR2	88/12/31-03/12/31	11/14/2003	84,312.95	64,449.01	19,863.94
850.00	PUMA AG	NPV	88/12/31-03/12/31	9/26/2003	103,562.09	21,190.41	82,371.68
29,400.00	BAYER AG	ORD NPV	88/12/31-03/12/31	8/15/2003	638,997.58	647,308.09	(8,310.51)
2,682.00	M REAL OYJ	B ORD EUR1 70	88/12/31-03/12/31	4/22/2003	16,598.89	24,844.66	(8,245.77)
8,400.00	BASF AG	NPV	88/12/31-03/12/31	4/3/2003	251,414.41	259,841.78	(8,427.37)
3,800.00	HOCHTIEF AG	NPV	88/12/31-03/12/31	5/6/2003	62,925.73	52,269.84	10,655.89
2,439.00	BILFINGER BERGER AG	DEM5	88/12/31-03/12/31	2/12/2003	46,101.33	41,206.78	4,894.55
1,561.00	BILFINGER BERGER AG	DEM5	88/12/31-03/12/31	2/27/2003	31,207.72	28,373.01	2,834.71
319,211.00	ALITALIA LINEE	EUR0 37	88/12/31-03/12/31	4/22/2003	73,099.96	73,777.71	(677.75)
4,050.00	FRANCE TELECOM	EUR4	88/12/31-03/12/31	2/27/2003	85,811.44	102,893.86	(17,182.42)
5,350.00	FRANCE TELECOM	EUR4	88/12/31-03/12/31	3/14/2003	117,929.24	136,053.62	(18,124.38)
7,450.00	FRANCE TELECOM	EUR4	88/12/31-03/12/31	5/19/2003	170,137.43	163,899.04	6,238.39
4,650.00	FRANCE TELECOM	EUR4	88/12/31-03/12/31	7/21/2003	108,114.25	102,299.40	5,814.85
1,200.00	ROYAL DUTCH PETROL	EUR0 56(BR)	88/12/31-03/12/31	7/21/2003	55,200.73	68,214.29	(11,013.56)
4,500.00	ROYAL DUTCH PETROL	EUR0 56(BR)	88/12/31-03/12/31	9/9/2003	208,606.69	248,303.57	(39,696.88)
3,000.00	ABN AMRO HLDGS NV	EUR0 56	88/12/31-03/12/31	5/19/2003	53,723.56	52,580.73	1,162.83
2,500.00	ABN AMRO HLDGS NV	EUR0 56	88/12/31-03/12/31	9/26/2003	46,151.85	44,072.18	2,079.67
36,800.00	AHOLD (KON) NV	EUR0 25	88/12/31-03/12/31	9/9/2003	379,718.91	296,169.13	83,549.78
6,100.00	AHOLD (KON) NV	EUR0 25	88/12/31-03/12/31	10/16/2003	81,778.75	49,093.25	12,685.50
980.00	CENTERPULSE	CHF30 (REGD)	88/12/31-03/12/31	1/14/2003	160,216.95	121,669.13	38,547.82
770.00	CENTERPULSE	CHF30 (REGD)	88/12/31-03/12/31	1/28/2003	126,800.31	97,588.79	29,211.52
1,120.00	CENTERPULSE	CHF30 (REGD)	88/12/31-03/12/31	2/12/2003	200,614.02	141,947.32	58,666.70
136.00	CENTERPULSE	CHF30 (REGD)	88/12/31-03/12/31	7/1/2003	36,743.97	30,846.87	5,897.10
104.00	CENTERPULSE	CHF30 (REGD)	88/12/31-03/12/31	7/2/2003	28,042.87	23,588.79	4,454.08
510.00	CENTERPULSE	CHF30 (REGD)	88/12/31-03/12/31	8/5/2003	141,184.06	115,675.78	25,508.28
12,400.00	ENDESA S A	EUR1 2	88/12/31-03/12/31	6/4/2003	195,915.41	146,344.95	49,570.46
1,900.00	ENDESA S A	EUR1 2	88/12/31-03/12/31	8/18/2003	30,388.54	22,423.82	7,964.72
19,800.00	ENDESA S A	EUR1 2	88/12/31-03/12/31	9/9/2003	315,212.32	233,671.57	81,540.75
49,400.00	ENDESA S A	EUR1 2	88/12/31-03/12/31	10/16/2003	775,490.18	582,899.01	192,591.17
12,800.00	LUFTHANSA AG	ORD NPV (REGD)(VINK)	88/12/31-03/12/31	1/14/2003	128,531.91	141,039.40	(12,507.49)
83,900.00	OLIVETTI SPA	EUR1 0	88/12/31-03/12/31	3/14/2003	81,714.98	88,696.45	(6,981.47)
308,500.00	OLIVETTI SPA	EUR1 0	88/12/31-03/12/31	4/3/2003	318,759.76	318,782.54	(22.78)
1,450.00	DASSAULT SYSTEMES	EUR1	88/12/31-03/12/31	10/16/2003	62,775.01	46,658.51	16,116.50
19,500.00	SKANDIA FORSAKRING	SEK1	88/12/31-03/12/31	1/28/2003	47,137.05	24,094.42	23,042.63
1,700.00	ELECTROLUX AB	SERV SEK5	88/12/31-03/12/31	2/12/2003	27,215.79	27,958.02	(742.23)
31,650.00	ALSTOM	EUR1 25	88/12/31-03/12/31	9/9/2003	109,519.88	109,834.89	(315.01)
5,381.00	SACYR VALLEHERMOSO SA	EUR1	88/12/31-03/12/31	9/9/2003	64,042.34	60,853.91	3,188.43
11,519.00	SACYR VALLEHERMOSO SA	EUR1	88/12/31-03/12/31	9/10/2003	134,932.43	130,288.76	4,643.67
1,450.00	DAIMLERCHRYSLER AG	ORD NPV(REGD)	88/12/31-03/12/31	1/14/2003	48,124.94	56,165.88	(12,040.94)
24,800.00	DAIMLERCHRYSLER AG	ORD NPV(REGD)	88/12/31-03/12/31	1/28/2003	708,715.39	974,991.78	(266,276.37)
1,040.00	SWISSCOM AG	CHF9 (REGD)	88/12/31-03/12/31	6/4/2003	316,067.50	275,582.96	40,484.54
5,200.00	MOBISTAR	NPV	88/12/31-03/12/31	9/26/2003	245,910.72	92,220.46	153,690.26
34,700.00	THYSSENKRUPP AG	NPV	88/12/31-03/12/31	1/14/2003	412,892.91	369,688.93	43,203.98
950.00	CARREFOUR	EUR2 50	88/12/31-03/12/31	10/16/2003	49,939.25	47,851.35	2,087.90
954.00	ATOS ORIGIN	EUR1	88/12/31-03/12/31	5/6/2003	35,251.83	28,881.07	6,370.76
22,200.00	VODAFONE TELECEL COMUNI PES	EUR0 50	88/12/31-03/12/31	3/14/2003	202,704.78	149,756.52	52,948.26
31,600.00	HENNES + MAURITZ	SEK20 SER B	88/12/31-03/12/31	5/19/2003	690,762.22	575,362.10	115,400.12
1,900.00	SVENSKA HANDELSBANKEN SERIES A	PV SEK4	88/12/31-03/12/31	7/1/2003	31,237.90	31,888.67	(650.77)
5,500.00	SVENSKA HANDELSBANKEN SERIES A	PV SEK4	88/12/31-03/12/31	8/15/2003	98,422.53	91,730.37	6,692.16
7,100.00	SVENSKA HANDELSBANKEN SERIES A	PV SEK4	88/12/31-03/12/31	12/16/2003	140,281.47	118,415.57	21,865.90
7,100.00	BCO SANT CENT HISP	EUR0 50(REGD)	88/12/31-03/12/31	10/16/2003	65,525.67	61,923.81	3,601.86
21,298.00	BANCO BPI SA	EUR1 REGD	88/12/31-03/12/31	7/1/2003	59,904.31	58,004.56	1,899.75
9,802.00	BANCO BPI SA	EUR1 REGD	88/12/31-03/12/31	7/2/2003	27,471.56	26,695.50	776.06
39,400.00	BANCO BPI SA	EUR1 REGD	88/12/31-03/12/31	12/1/2003	124,057.75	108,099.97	15,957.78
-	TELEFONICA SA	EUR 1	88/12/31-03/12/31	7/3/2003	10,198.56	9,724.23	474.33
-	TELEFONICA SA	EUR 1	88/12/31-03/12/31	10/15/2003	10,990.08	10,305.64	684.44
27,300.00	IFIL(IST FIN ITAL	EUR1	88/12/31-03/12/31	4/3/2003	62,897.60	226,678.58	(163,780.98)
51,700.00	IFIL(IST FIN ITAL	EUR1	88/12/31-03/12/31	4/22/2003	140,033.54	427,545.97	(287,512.43)

THE ROCKEFELLER FOUNDATION
EMPLOYEE ID NO 13-1650629
GAIN AND LOSSES ON TAXABLE INVESTMENTS
FOR YEAR 2003

Shares/Par Value	Security Name	Security Description	Date Bought	Date Sold	Proceeds	Cost	Realized Gain/Loss
28,500.00	IFIL(IST FIN ITAL	EUR1	86/12/31-03/12/31	4/29/2003	78,147.74	227,502.54	(149,354.80)
3,334.00	DEUTSCHE BANK AG	ORD NPV (REGD)	86/12/31-03/12/31	12/1/2003	233,450.79	207,859.68	25,591.11
3,216.00	DEUTSCHE BANK AG	ORD NPV (REGD)	86/12/31-03/12/31	12/16/2003	249,013.60	200,502.91	48,510.69
2,400.00	DSM NV	EUR3	86/12/31-03/12/31	3/14/2003	85,348.72	90,976.34	(5,627.62)
1,800.00	DSM NV	EUR3	86/12/31-03/12/31	4/3/2003	70,308.67	68,232.26	2,076.41
17,500.00	DSM NV	EUR3	86/12/31-03/12/31	4/22/2003	731,252.52	683,369.18	67,883.36
4,050.00	EPCOS	ORD NPV	86/12/31-03/12/31	4/3/2003	54,220.24	122,238.93	(68,018.69)
4,203.00	EPCOS	ORD NPV	86/12/31-03/12/31	8/15/2003	59,252.17	45,852.25	13,399.92
15,398.00	EPCOS	ORD NPV	86/12/31-03/12/31	9/9/2003	302,385.42	167,961.27	134,424.15
24,000.00	KLM	EUR2	86/12/31-03/12/31	2/12/2003	180,298.51	328,881.08	(148,582.57)
18,200.00	AMADEUS GLOBAL TRAVEL	SER A EURO 01	86/12/31-03/12/31	12/16/2003	114,557.18	116,280.92	(1,723.74)
2,300.00	COLRUYT SA	NPV(POST SPLIT)	86/12/31-03/12/31	5/6/2003	149,294.51	107,329.82	41,964.69
1,700.00	COLRUYT SA	NPV(POST SPLIT)	86/12/31-03/12/31	6/4/2003	118,908.10	71,141.33	47,766.77
1,700.00	COLRUYT SA	NPV(POST SPLIT)	86/12/31-03/12/31	7/1/2003	118,322.56	69,286.02	49,036.54
1,214.00	COLRUYT SA	NPV(POST SPLIT)	86/12/31-03/12/31	12/16/2003	112,063.69	49,478.37	62,585.32
17,400.00	PORTUGAL TCOM SGPS	EUR1(REGD)	86/12/31-03/12/31	5/6/2003	128,255.33	116,443.62	11,811.71
44,100.00	NOKIA (AB) OY	EUR0 06	86/12/31-03/12/31	8/5/2003	656,395.32	761,430.17	(105,034.85)
4,000.00	METHANEX CORP	COM	86/12/31-03/12/31	9/28/2003	37,828.30	40,442.12	(2,613.82)
7,220.00	VESTAS WIND SYSTEMS	DKK1	86/12/31-03/12/31	10/31/2003	147,635.92	96,312.17	51,323.75
6,350.00	SOC GENERALE	EUR1 25	86/12/31-03/12/31	10/16/2003	471,747.93	439,182.05	32,565.88
12,850.00	ALCATEL	EUR2	86/12/31-03/12/31	10/31/2003	167,564.73	167,814.04	(249.31)
23,200.00	TELIASONERA AB	SEK3 2	86/12/31-03/12/31	1/28/2003	86,726.76	124,144.59	(37,417.83)
154,136.00	TELIASONERA AB	SEK3 2	86/12/31-03/12/31	2/27/2003	497,902.36	548,233.38	(50,331.02)
5,550.00	TRANSICIEL	EUR1	86/12/31-03/12/31	9/9/2003	64,589.29	37,946.41	26,642.88
8,350.00	TRANSICIEL	EUR1	86/12/31-03/12/31	10/16/2003	120,709.49	57,090.55	63,618.94
-	ZURICH FIN SVS GRP	CHF9	86/12/31-03/12/31	7/15/2003	3,475.79	3,572.99	(97.20)
1,900.00	ZURICH FIN SVS GRP	CHF9	86/12/31-03/12/31	8/15/2003	247,965.66	235,050.07	12,915.59
29,000.00	AISIN SEIKI CO	JPY50	86/12/31-03/12/31	8/15/2003	395,712.26	407,483.27	(11,771.01)
7,000.00	AISIN SEIKI CO	JPY50	86/12/31-03/12/31	9/9/2003	98,806.34	98,321.55	484.79
4,000.00	ALPS ELECTRIC CO	JPY50	86/12/31-03/12/31	4/22/2003	44,306.31	53,708.23	(9,401.92)
3,000.00	ALPS ELECTRIC CO	JPY50	86/12/31-03/12/31	4/23/2003	32,570.94	40,281.17	(7,710.23)
2,000.00	ALPS ELECTRIC CO	JPY50	86/12/31-03/12/31	7/1/2003	25,919.84	26,854.12	(934.28)
17,000.00	ANRITSU CORP	JPY50	86/12/31-03/12/31	9/28/2003	107,573.60	109,071.23	(1,497.63)
40,500.00	AUST GAS + LIGHT	NPV	86/12/31-03/12/31	6/4/2003	306,710.75	281,054.88	25,655.87
30,800.00	AUST + NZ BANK GRP	NPV	86/12/31-03/12/31	3/14/2003	304,021.52	297,273.32	6,748.20
120,000.00	CHINA MOBILE (HK)	HKD0 10	86/12/31-03/12/31	5/6/2003	250,315.03	260,664.79	(10,349.76)
50,100.00	BK OF PHILIP ISLAN	PHP10	86/12/31-03/12/31	4/22/2003	35,000.79	37,362.59	(2,361.80)
8,800.00	MOBINIL	EGP10	86/12/31-03/12/31	4/22/2003	65,797.45	59,892.10	5,905.35
7,200.00	MOBINIL	EGP10	86/12/31-03/12/31	5/6/2003	58,571.66	46,561.46	12,010.20
5,800.00	MOBINIL	EGP10	86/12/31-03/12/31	6/4/2003	47,940.90	37,200.39	10,740.51
3,000.00	BENESSE CORP	JPY50	86/12/31-03/12/31	8/15/2003	52,366.34	53,251.79	(885.45)
7,000.00	BENESSE CORP	JPY50	86/12/31-03/12/31	9/9/2003	132,306.30	121,062.13	11,244.17
7,000.00	BENESSE CORP	JPY50	86/12/31-03/12/31	9/26/2003	148,008.69	113,033.52	34,975.17
3,600.00	BENESSE CORP	JPY50	86/12/31-03/12/31	10/31/2003	86,801.94	52,184.83	34,617.11
130.00	NTT DOCOMO	NPV	86/12/31-03/12/31	1/28/2003	257,855.45	338,265.78	(80,410.31)
90.00	NTT DOCOMO	NPV	86/12/31-03/12/31	9/26/2003	224,018.63	215,521.89	8,496.74
94.00	NTT DOCOMO	NPV	86/12/31-03/12/31	12/1/2003	205,734.53	215,650.20	(9,915.67)
8,224.00	ORASCOM CONSTRUCTION INDU	EGP10	86/12/31-03/12/31	4/3/2003	48,849.48	43,315.23	5,534.25
52,000.00	MIRVAC GROUP	STAPLED SECS	86/12/31-03/12/31	9/9/2003	149,390.53	155,804.91	(6,414.38)
4,000.00	CANON INC	JPY50	86/12/31-03/12/31	4/22/2003	141,342.72	137,453.47	3,889.25
10,000.00	CANON INC	JPY50	86/12/31-03/12/31	5/6/2003	411,935.18	339,693.96	72,241.22
10,000.00	CANON INC	JPY50	86/12/31-03/12/31	9/9/2003	506,283.07	399,391.06	106,892.01
8,000.00	CANON INC	JPY50	86/12/31-03/12/31	9/11/2003	395,127.99	319,512.85	75,615.14
15,000.00	CANON INC	JPY50	86/12/31-03/12/31	9/26/2003	717,852.20	599,086.58	118,765.62
14,000.00	CANON SALES CO INC	JPY50	86/12/31-03/12/31	8/5/2003	110,402.40	110,684.99	(282.59)
4,000.00	CANON SALES CO INC	JPY50	86/12/31-03/12/31	9/9/2003	32,414.39	31,240.43	1,173.96
131,500.00	CARTER HOLT HARVEY	NPV	86/12/31-03/12/31	1/14/2003	129,896.11	100,067.63	29,828.48
80,500.00	CARTER HOLT HARVEY	NPV	86/12/31-03/12/31	1/28/2003	78,262.04	61,258.13	17,003.91
204,000.00	CATHAY PACIFIC AIR	HKD0 20	86/12/31-03/12/31	4/22/2003	229,754.83	294,009.30	(64,254.47)
20,000.00	CATHAY PACIFIC AIR	HKD0 20	86/12/31-03/12/31	4/29/2003	23,812.50	28,140.24	(4,327.74)
515,500.00	BRILLIANCE CHINA	USD0 01	86/12/31-03/12/31	10/31/2003	217,668.64	141,041.10	76,627.54
302,760.00	BRILLIANCE CHINA	USD0 01	86/12/31-03/12/31	11/14/2003	130,998.33	73,995.46	57,002.87
630,200.00	BRILLIANCE CHINA	USD0 01	86/12/31-03/12/31	12/1/2003	301,412.22	142,866.46	158,545.76
664,675.00	BRILLIANCE CHINA	USD0 01	86/12/31-03/12/31	12/16/2003	359,606.13	148,417.79	211,188.34
416,700.00	CHINA PHARMA GROUP	HKD0 10	86/12/31-03/12/31	5/19/2003	127,617.47	71,281.81	56,335.66
160,300.00	CHINA PHARMA GROUP	HKD0 10	86/12/31-03/12/31	7/2/2003	53,644.57	23,945.37	29,699.20
535,400.00	CHINA PHARMA GROUP	HKD0 10	86/12/31-03/12/31	7/21/2003	192,881.92	79,977.24	112,904.68
208,800.00	CHINA PHARMA GROUP	HKD0 10	86/12/31-03/12/31	8/5/2003	72,379.43	31,190.23	41,189.20
515,000.00	CHINA PHARMA GROUP	HKD0 10	86/12/31-03/12/31	8/15/2003	191,198.66	76,928.92	114,269.74
162,343.00	CHINA PHARMA GROUP	HKD0 10	86/12/31-03/12/31	10/16/2003	57,518.62	24,250.55	33,268.07
3,000.00	ITOCHU TECHNO SCIE	JPY50	86/12/31-03/12/31	9/9/2003	94,459.16	53,326.18	41,132.98
3,000.00	ITOCHU TECHNO SCIE	JPY50	86/12/31-03/12/31	10/16/2003	114,247.91	53,139.58	61,108.33
16,200.00	BORAL LIMITED NEW	NPV	86/12/31-03/12/31	7/1/2003	54,888.65	38,873.24	16,015.41
69,800.00	BORAL LIMITED NEW	NPV	86/12/31-03/12/31	8/15/2003	332,248.98	192,232.78	140,016.20
58,200.00	BORAL LIMITED NEW	NPV	86/12/31-03/12/31	12/1/2003	211,595.02	223,693.31	(12,098.29)
484,000.00	SKYWORTH DIGITAL	HKD0 10	86/12/31-03/12/31	1/14/2003	53,035.84	44,530.32	8,505.52
51,000.00	CSR LIMITED	NPV	86/12/31-03/12/31	3/14/2003	192,472.49	171,967.26	20,505.23
11,200.00	COMMERCIAL INTL BK	EGP10	86/12/31-03/12/31	4/22/2003	65,585.92	67,440.33	(1,854.41)
40.00	KDDI CORP	JPY5000	86/12/31-03/12/31	3/14/2003	117,978.67	160,272.29	(42,293.62)
41.00	KDDI CORP	JPY5000	86/12/31-03/12/31	4/3/2003	121,362.55	125,836.60	(4,474.05)
107.00	KDDI CORP	JPY5000	86/12/31-03/12/31	5/19/2003	367,799.43	332,928.87	34,870.56
127.00	KDDI CORP	JPY5000	86/12/31-03/12/31	6/4/2003	462,280.61	372,766.62	89,513.99
35.00	KDDI CORP	JPY5000	86/12/31-03/12/31	9/30/2003	180,899.81	177,216.57	3,683.24
22,000.00	DAIHATSU MOTOR CO	JPY50	86/12/31-03/12/31	10/16/2003	87,888.24	79,733.53	8,154.71
8,000.00	DAI NIPPON PRINTNG	JPY50	86/12/31-03/12/31	4/22/2003	71,203.62	106,834.02	(35,630.40)

THE ROCKEFELLER FOUNDATION
EMPLOYEE ID NO 13-1659629
GAIN AND LOSSES ON TAXABLE INVESTMENTS
FOR YEAR 2003

Shares/Per Value	Security Name	Security Description	Date Bought	Date Sold	Proceeds	Cost	Realized Gain/Loss
77,000 00	DAI NIPPON PRINTNG	JPY50	86/12/31-03/12/31	11/14/2003	1,027,440 18	1,058,257 84	(28,817 66)
11,000 00	DAI NIPPON PRINTNG	JPY50	86/12/31-03/12/31	12/1/2003	153,872 36	150,893 98	2,978 38
25,000 00	DAIWA HOUSE INDS	JPY50	86/12/31-03/12/31	9/28/2003	226,018 10	162,079 57	63,938 53
7,000 00	GLOBE TELECOM IN	PHP50	86/12/31-03/12/31	1/28/2003	64 131 43	80,287 31	(16 135 88)
39,400 00	ANSELL LTD	NPV	86/12/31-03/12/31	2/27/2003	129,244 63	152,649 36	(23,404 73)
19,800 00	ANSELL LTD	NPV	86/12/31-03/12/31	3/14/2003	58,292 17	75,937 24	(17,645 07)
22,000 00	ANSELL LTD	NPV	86/12/31-03/12/31	4/3/2003	88,585 26	84,971 37	(16,386 11)
22,000 00	ANSELL LTD	NPV	86/12/31-03/12/31	4/22/2003	74,512 58	84,290 03	(9,777 45)
26,100 00	ANSELL LTD	NPV	86/12/31-03/12/31	5/6/2003	103,871 93	99,998 62	3,873 31
26,100 00	ANSELL LTD	NPV	86/12/31-03/12/31	5/19/2003	104,578 04	98,044 55	6,533 49
28,000 00	ANSELL LTD	NPV	86/12/31-03/12/31	6/4/2003	97,725 20	93,494 29	4,230 91
7,700 00	ANSELL LTD	NPV	86/12/31-03/12/31	6/16/2003	29,875 51	27,688 70	2,186 81
300,000 00	CHINA PETROLEUM + CHEMICAL	H SHS	86/12/31-03/12/31	10/16/2003	92,176 57	59,224 88	32,951 69
83,700 00	ONESTEEL	NPV	86/12/31-03/12/31	7/1/2003	106,883 29	82,275 59	24,607 70
89,900 00	ONESTEEL	NPV	86/12/31-03/12/31	9/28/2003	127 709 36	87,373 36	40,336 00
44,100 00	ONESTEEL	NPV	86/12/31-03/12/31	10/16/2003	72,002 71	42,831 83	29,170 88
4,000 00	FAST RETAILING CO	JPY50	86/12/31-03/12/31	3/14/2003	97,034 73	95,822 19	1,212 54
200 00	UFJ HLDGS	JPY50000	86/12/31-03/12/31	6/16/2003	248,841 38	176,882 40	71,958 98
112 00	UFJ HLDGS	JPY50000	86/12/31-03/12/31	7/1/2003	170,140 27	99,054 14	71,086 13
29,959 00	FLETCHER BUILDING	NPV	86/12/31-03/12/31	4/22/2003	55,122 98	59,810 09	(4,687 11)
59,941 00	FLETCHER BUILDING	NPV	86/12/31-03/12/31	4/23/2003	110,723 77	99,894 38	10,829 39
47,000 00	FLETCHER BUILDING	NPV	86/12/31-03/12/31	4/29/2003	87,363 67	65,868 95	21,496 72
47,600 00	FLETCHER BUILDING	NPV	86/12/31-03/12/31	5/6/2003	88,185 76	64,649 62	23,536 14
73,000 00	FUJI HEAVY INDS	JPY50	86/12/31-03/12/31	5/19/2003	263,655 46	279,828 00	(16,172 54)
17,000 00	FUJI HEAVY INDS	JPY50	86/12/31-03/12/31	7/1/2003	76,503 28	65,165 43	11,337 85
5 000 00	FUJI PHOTO FILM CO	JPY50	86/12/31-03/12/31	4/22/2003	127,316 98	160,209 27	(32,892 29)
106,000 00	FUJITSU	JPY50	86/12/31-03/12/31	8/15/2003	461,435 81	464,238 28	(2,802 47)
108 000 00	FUJITSU	JPY50	86/12/31-03/12/31	10/16/2003	653,505 52	533,608 81	119,896 71
22,000 00	HACHIJUNI BANK	JPY50	86/12/31-03/12/31	7/1/2003	83,208 12	77,130 34	6,077 78
9,000 00	HITACHI	JPY50	86/12/31-03/12/31	1/28/2003	38,407 53	68,389 11	(29,981 58)
11,000 00	HONDA MOTOR CO	JPY50	86/12/31-03/12/31	4/22/2003	347,038 87	349,025 96	(1,989 09)
9,000 00	HOSIDEN CORP	JPY50	86/12/31-03/12/31	10/31/2003	125,613 58	117,852 13	7,761 45
20,600 00	HOSIDEN CORP	JPY50	86/12/31-03/12/31	12/1/2003	237,119 89	269,833 78	(32,713 89)
5,381 00	HOSIDEN CORP	JPY50	86/12/31-03/12/31	12/16/2003	59,471 07	70,390 33	(10,919 26)
2,019 00	HOSIDEN CORP	JPY50	86/12/31-03/12/31	12/16/2003	20,887 61	26,411 09	(5,523 48)
15,000 00	IZUMIYA CO	JPY50	86/12/31-03/12/31	4/3/2003	62,749 25	136,403 47	(73,654 22)
14,000 00	JAPAN RADIO CO	JPY50	86/12/31-03/12/31	8/5/2003	47,632 65	48,724 77	(907 88)
26,000 00	KIRIN BREWERY CO	JPY50	86/12/31-03/12/31	5/6/2003	202,717 61	195,645 08	7,072 53
81,000 00	KIRIN BREWERY CO	JPY50	86/12/31-03/12/31	8/15/2003	515,306 19	559,898 92	(44,592 73)
261,000 00	KOBE STEEL	JPY50	86/12/31-03/12/31	10/31/2003	337,448 35	306,018 53	31,429 82
111,000 00	KOBE STEEL	JPY50	86/12/31-03/12/31	12/16/2003	133,030 10	130,145 81	2,884 29
7,900 00	KOKUYO CO	JPY50	86/12/31-03/12/31	11/14/2003	87,754 07	88,342 56	(588 49)
9,100 00	KOKUYO CO	JPY50	86/12/31-03/12/31	12/1/2003	98,267 32	95,587 24	2,680 08
4 000 00	KONAMI CORP	JPY50	86/12/31-03/12/31	4/3/2003	59,359 45	91,903 53	(32,544 08)
1,000 00	KYOCERA CORP	JPY50	86/12/31-03/12/31	3/14/2003	51,207 51	57,606 01	(6,398 50)
6,000 00	KYOCERA CORP	JPY50	86/12/31-03/12/31	4/22/2003	298,428 15	345,638 03	(49,207 88)
3 000 00	KYOCERA CORP	JPY50	86/12/31-03/12/31	5/6/2003	150,113 55	172,818 02	(22,704 47)
200 400 00	BHP STEEL	NPV	86/12/31-03/12/31	5/6/2003	421,369 34	352,847 49	68,521 85
50 00	JFE HOLDING INC	NPV	86/12/31-03/12/31	1/14/2003	608 34	623 42	(15 08)
29 00	SUMITOMO MITSUI GR	NPV	86/12/31-03/12/31	12/1/2003	138,800 60	150,542 41	(11,741 81)
14 00	SUMITOMO MITSUI GR	NPV	86/12/31-03/12/31	12/16/2003	67,138 74	72,675 65	(5,536 91)
14,000 00	MARUETSU INC	JPY50	86/12/31-03/12/31	2/27/2003	61,940 97	56,675 82	5,265 15
14,000 00	MARUETSU INC	JPY50	86/12/31-03/12/31	4/3/2003	60,681 28	56,675 82	4,005 46
11,000 00	MARUETSU INC	JPY50	86/12/31-03/12/31	4/22/2003	48,835 95	44,531 00	4,304 95
81 00	MIZUHO FINL GB	NPV	86/12/31-03/12/31	9/9/2003	119,237 42	701,549 53	(582,312 11)
20,000 00	MITSUBISHI CORP	JPY50	86/12/31-03/12/31	10/16/2003	202,219 60	173,440 87	28,778 73
14,000 00	MITSUI + CO	JPY50	86/12/31-03/12/31	1/14/2003	65,476 86	87,037 77	(21,560 91)
15,000 00	MITSUI MINING + SM	JPY50	86/12/31-03/12/31	5/6/2003	38,909 87	35,055 18	3,854 69
16,000 00	MITSUMI ELECTRIC	JPY50	86/12/31-03/12/31	1/28/2003	148,720 17	248,034 26	(99,314 09)
11,000 00	MITSUMI ELECTRIC	JPY50	86/12/31-03/12/31	8/15/2003	122,374 52	113,240 13	9,134 39
100 00	MITSUMI ELECTRIC	JPY50	86/12/31-03/12/31	9/9/2003	1,195 57	1,015 90	179 67
44 00	MITSUMI ELECTRIC	JPY50	86/12/31-03/12/31	10/16/2003	481 63	446 99	34 64
43 000 00	MITSUI OSK LINES	JPY50	86/12/31-03/12/31	5/6/2003	114,095 79	109,352 10	4,743 69
174,000 00	MITSUI OSK LINES	JPY50	86/12/31-03/12/31	7/22/2003	491,180 89	463,877 79	27,303 10
75,000 00	MITSUI OSK LINES	JPY50	86/12/31-03/12/31	8/5/2003	218,357 04	199,947 32	18,409 72
7,000 00	MORINAGA MILK IND	JPY50	86/12/31-03/12/31	2/27/2003	20,247 65	18,164 50	2,083 15
3,000 00	MURATA MFG CO	JPY50	86/12/31-03/12/31	9/9/2003	168,479 23	138,750 43	29,728 80
700 00	MURATA MFG CO	JPY50	86/12/31-03/12/31	9/26/2003	37,028 99	31,756 41	5,272 58
81,000 00	NEPTUNE ORIENT LNS	SGD1	86/12/31-03/12/31	8/15/2003	82,472 50	64,826 75	17,645 75
102,000 00	NEPTUNE ORIENT LNS	SGD1	86/12/31-03/12/31	8/19/2003	106,442 92	81,633 69	24,809 23
158 000 00	NEPTUNE ORIENT LNS	SGD1	86/12/31-03/12/31	11/14/2003	196,603 90	116,048 86	80,554 04
31 000 00	DENSO CORP	JPY50	86/12/31-03/12/31	5/19/2003	435,135 18	442,782 30	(7,647 12)
4,000 00	DENSO CORP	JPY50	86/12/31-03/12/31	6/4/2003	57,810 86	56,871 12	939 74
42,000 00	DENSO CORP	JPY50	86/12/31-03/12/31	11/14/2003	797,037 13	751,364 48	45,672 65
29,000 00	DENSO CORP	JPY50	86/12/31-03/12/31	12/1/2003	545,760 88	518,799 29	26,961 57
189,000 00	NEC CORP	JPY50	86/12/31-03/12/31	5/19/2003	684,036 76	554,593 50	129,443 26
57,000 00	NIPPON LIGHT METAL	JPY50	86/12/31-03/12/31	9/9/2003	126,662 57	84,390 71	42,271 86
206,000 00	NIPPON LIGHT METAL	JPY50	86/12/31-03/12/31	10/16/2003	524,462 24	304,990 98	219,471 26
58 00	NIPPON TEL+TEL CP	JPY50000	86/12/31-03/12/31	4/22/2003	196,532 03	453,298 18	(256,766 15)
30 00	NIPPON TEL+TEL CP	JPY50000	86/12/31-03/12/31	7/22/2003	128,311 99	127,058 28	(12,253 71)
90 00	NIPPON TEL+TEL CP	JPY50000	86/12/31-03/12/31	8/15/2003	380,940 55	328,795 34	52,145 21
89 00	NIPPON TEL+TEL CP	JPY50000	86/12/31-03/12/31	9/9/2003	386,739 44	313,409 75	73,329 69
234,000 00	NISSHIN STEEL CO	JPY50	86/12/31-03/12/31	8/5/2003	305,732 85	237,373 83	68,359 02
78,000 00	NISSHIN STEEL CO	JPY50	86/12/31-03/12/31	12/1/2003	123,200 03	77,095 77	46,104 26
95,000 00	NIPPON EXPRESS CO	JPY50	86/12/31-03/12/31	1/14/2003	358,415 04	474,755 33	(116,340 29)

THE ROCKEFELLER FOUNDATION
EMPLOYEE ID NO 13-1659629
GAIN AND LOSSES ON TAXABLE INVESTMENTS
FOR YEAR 2003

Shares/Par Value	Security Name	Security Description	Date Bought	Date Sold	Proceeds	Cost	Realized Gain/Loss
116,000.00	NIPPON EXPRESS CO	JPY50	86/12/31-03/12/31	5/6/2003	437,751.95	563,362.40	(125,610.45)
4,000.00	NIPPON ELEC GLASS	JPY50	86/12/31-03/12/31	3/14/2003	-41,710.91	43,080.13	(1,369.22)
7,000.00	NIPPON ELEC GLASS	JPY50	86/12/31-03/12/31	4/22/2003	73,676.88	75,390.23	(1,713.35)
12,000.00	NIPPON ELEC GLASS	JPY50	86/12/31-03/12/31	5/19/2003	135,453.18	129,240.39	6,212.79
11,000.00	NIPPON ELEC GLASS	JPY50	86/12/31-03/12/31	6/4/2003	120,665.10	118,470.36	2,194.74
17,000.00	NOMURA HOLDINGS	JPY50	86/12/31-03/12/31	4/3/2003	179,817.09	243,171.36	(63,354.27)
12,000.00	NOMURA HOLDINGS	JPY50	86/12/31-03/12/31	9/26/2003	195,112.92	162,427.27	32,685.65
32,000.00	NOMURA HOLDINGS	JPY50	86/12/31-03/12/31	10/31/2003	544,098.61	555,835.27	(11,736.66)
33,000.00	NOMURA HOLDINGS	JPY50	86/12/31-03/12/31	11/14/2003	528,272.99	573,205.12	(44,932.13)
20,000.00	NOMURA HOLDINGS	JPY50	86/12/31-03/12/31	12/1/2003	322,096.16	347,397.04	(25,300.88)
82,800.00	OIL SEARCH LTD	PGK0 10	86/12/31-03/12/31	12/16/2003	61,319.88	38,567.60	22,732.26
5,000.00	OLYMPUS CORP	NPV	86/12/31-03/12/31	10/16/2003	55,432.77	119,223.90	(63,791.13)
16,000.00	OMRON CORP	JPY50	86/12/31-03/12/31	12/16/2003	307,811.53	338,433.47	(30,621.94)
5,400.00	NOVA CHEMICALS CORP	COM	86/12/31-03/12/31	1/14/2003	111,902.35	108,799.12	3,103.23
8,000.00	RICOH CO	JPY50	86/12/31-03/12/31	5/6/2003	116,888.58	117,261.21	(372.63)
58,000.00	RICOH CO	JPY50	86/12/31-03/12/31	10/16/2003	1,021,406.81	1,097,720.84	(76,314.03)
38,000.00	SANKYO CO	JPY50	86/12/31-03/12/31	6/4/2003	448,568.56	498,609.80	(50,041.24)
5,000.00	SANTEN PHARM CO	JPY50	86/12/31-03/12/31	10/16/2003	55,432.87	50,960.31	4,472.56
57,300.00	SANTOS LTD	NPV	86/12/31-03/12/31	5/6/2003	205,125.45	206,230.11	(1,104.66)
29,400.00	SANTOS LTD	NPV	86/12/31-03/12/31	6/4/2003	103,144.33	105,814.40	(2,670.07)
15,000.00	SEINO TRANSPORTN	JPY50	86/12/31-03/12/31	5/6/2003	90,117.31	86,731.13	3,386.18
31,000.00	SHARP CORP	JPY50	86/12/31-03/12/31	5/19/2003	339,809.99	340,264.50	(454.51)
25,000.00	SHARP CORP	JPY50	86/12/31-03/12/31	6/4/2003	288,022.11	274,406.86	13,615.25
8,000.00	77TH BANK	JPY50	86/12/31-03/12/31	9/26/2003	41,668.79	33,958.64	7,710.15
4,000.00	SHINKO ELEC INDS	JPY50	86/12/31-03/12/31	7/1/2003	80,451.09	62,740.89	17,710.20
2,000.00	SONY CORP	JPY50	86/12/31-03/12/31	1/28/2003	81,790.70	89,563.92	(7,773.22)
5,000.00	SONY CORP	JPY50	86/12/31-03/12/31	3/14/2003	180,140.55	205,397.34	(25,256.79)
2,000.00	SONY CORP	JPY50	86/12/31-03/12/31	4/3/2003	70,369.39	82,158.94	(11,789.55)
7,800.00	ONEX CORP	SUB VTG	86/12/31-03/12/31	2/27/2003	72,605.96	84,187.81	(11,581.85)
27,000.00	SUMITOMO ELEC INDS	JPY50	86/12/31-03/12/31	5/6/2003	160,493.40	179,143.74	(18,650.34)
19,000.00	SUMITOMO ELEC INDS	JPY50	86/12/31-03/12/31	5/19/2003	116,374.54	126,064.11	(9,689.57)
61,000.00	SUMITOMO CORP	JPY50	86/12/31-03/12/31	8/15/2003	340,605.47	311,664.87	28,940.60
3,000.00	SUMISHO LEASE CO	JPY50	86/12/31-03/12/31	9/8/2003	78,055.62	42,032.10	36,023.52
5,000.00	SUZUKEN CO LTD	JPY50	86/12/31-03/12/31	4/22/2003	130,080.39	99,254.49	30,825.90
4,000.00	SUZUKEN CO LTD	JPY50	86/12/31-03/12/31	5/6/2003	105,899.55	79,273.51	26,626.04
2,000.00	SUZUKEN CO LTD	JPY50	86/12/31-03/12/31	7/1/2003	48,808.64	39,412.73	9,395.91
2,100.00	SUZUKEN CO LTD	JPY50	86/12/31-03/12/31	12/16/2003	63,964.83	56,496.87	7,467.96
20,000.00	TDK CORP	JPY50	86/12/31-03/12/31	9/26/2003	1,165,805.30	841,350.17	324,455.13
103,000.00	MTSUI SUMITOMO INSURANCE CO	JPY50	86/12/31-03/12/31	6/4/2003	458,524.94	478,854.53	(20,329.59)
74,000.00	TAKASHIMAYA CO	JPY50	86/12/31-03/12/31	9/26/2003	519,034.98	331,820.83	187,214.15
24,000.00	TAKASHIMAYA CO	JPY50	86/12/31-03/12/31	10/16/2003	194,990.61	106,374.26	88,616.35
3,000.00	ADVANTEST	JPY50	86/12/31-03/12/31	10/31/2003	225,112.33	194,016.55	31,095.78
38,000.00	TODA CORPORATION	JPY50	86/12/31-03/12/31	9/9/2003	98,162.17	84,517.46	13,644.71
8,000.00	TOHOKU ELEC POWER	JPY500	86/12/31-03/12/31	2/12/2003	114,770.24	127,726.90	(12,956.66)
10,000.00	TOHOKU ELEC POWER	JPY500	86/12/31-03/12/31	4/3/2003	145,955.91	159,658.63	(13,702.72)
6,000.00	TOHOKU ELEC POWER	JPY500	86/12/31-03/12/31	4/22/2003	91,548.00	95,795.17	(4,247.17)
18,000.00	TOKYO ELEC POWER	JPY500	86/12/31-03/12/31	3/14/2003	350,455.85	339,994.10	10,461.75
3,000.00	TOKYO ELEC POWER	JPY500	86/12/31-03/12/31	7/22/2003	58,190.27	60,758.66	(2,568.39)
14,000.00	TOSHIBA CORP	JPY50	86/12/31-03/12/31	2/12/2003	42,074.10	60,147.28	(18,073.18)
65,000.00	TOSHIBA CORP	JPY50	86/12/31-03/12/31	11/5/2003	259,516.73	295,133.77	(35,617.04)
22,000.00	TOYO SEIKAN KAISHA	JPY50	86/12/31-03/12/31	6/16/2003	216,816.49	245,525.96	(28,709.47)
28,000.00	TOYO SEIKAN KAISHA	JPY50	86/12/31-03/12/31	7/22/2003	273,081.43	312,487.59	(39,406.16)
8,166.00	TOYO SEIKAN KAISHA	JPY50	86/12/31-03/12/31	12/16/2003	104,154.70	92,724.17	11,430.53
12,834.00	TOYO SEIKAN KAISHA	JPY50	86/12/31-03/12/31	12/17/2003	161,081.59	145,728.88	15,352.71
14,000.00	TOYOTA INDUSTRIES	JPY50	86/12/31-03/12/31	7/22/2003	231,407.79	222,494.48	8,913.31
20,000.00	TOYOTA INDUSTRIES	JPY50	86/12/31-03/12/31	8/5/2003	323,306.91	310,717.19	12,589.72
48,000.00	TOYOTA MOTOR CORP	JPY50	86/12/31-03/12/31	5/6/2003	1,063,721.25	1,199,885.92	(136,164.67)
13,400.00	TOYOTA MOTOR CORP	JPY50	86/12/31-03/12/31	12/16/2003	445,589.48	410,030.96	35,558.52
698,000.00	SINOPEC YIZHENG CHEM	H CNY1	86/12/31-03/12/31	1/28/2003	95,005.13	83,593.67	11,411.46
12,000.00	YAMAHA MOTOR CO	JPY50	86/12/31-03/12/31	2/27/2003	95,078.12	78,199.40	16,878.72
7,000.00	YAMANOUCHI PHARM	JPY50	86/12/31-03/12/31	4/22/2003	169,323.24	183,760.52	(14,437.28)
6,000.00	YAMANOUCHI PHARM	JPY50	86/12/31-03/12/31	11/14/2003	159,571.49	168,213.89	(8,642.40)
20,000.00	YAMAZAKI BAKING CO	JPY50	86/12/31-03/12/31	10/16/2003	154,745.32	137,596.79	17,148.53
4,000.00	YAMAZAKI BAKING CO	JPY50	86/12/31-03/12/31	12/1/2003	30,945.89	26,793.92	4,151.97
8,650.00	DEUTSCHE BOERSE AG	NPV	86/12/31-03/12/31	2/27/2003	333,315.84	333,792.75	(476.91)
1,650.00	DEUTSCHE BOERSE AG	NPV	86/12/31-03/12/31	6/4/2003	86,896.23	72,046.37	14,849.86
2,000.00	DEUTSCHE BOERSE AG	NPV	86/12/31-03/12/31	6/16/2003	105,847.44	87,328.93	18,518.51
20,450.00	ORANGE SA	EUR1	86/12/31-03/12/31	9/9/2003	219,539.94	187,653.63	31,886.31
8,300.00	ORANGE SA	EUR1	86/12/31-03/12/31	9/24/2003	88,286.66	68,045.24	20,241.42
3,100.00	H LUNDBECK A S	DKK5	86/12/31-03/12/31	10/31/2003	57,348.08	52,865.91	4,482.17
2,970.00	H LUNDBECK A S	DKK5	86/12/31-03/12/31	11/14/2003	47,142.85	50,846.96	(3,704.11)
1,530.00	NOVARTIS AG	CHF0 50 REGD	86/12/31-03/12/31	4/3/2003	57,120.45	85,753.85	(28,633.40)
1,120.00	NOVARTIS AG	CHF0 50 REGD	86/12/31-03/12/31	5/6/2003	45,504.08	48,133.54	(2,629.46)
5,770.00	NOVARTIS AG	CHF0 50 REGD	86/12/31-03/12/31	5/8/2003	233,891.78	208,076.84	25,814.94
17,220.00	NOVARTIS AG	CHF0 50 REGD	86/12/31-03/12/31	5/19/2003	697,164.78	596,324.40	100,840.38
5,000.00	HEINEKEN HOLDING	A EUR2	86/12/31-03/12/31	11/14/2003	165,517.25	157,779.79	7,737.46
748.00	TECAN GROUP AG	CHF1(REGD)	86/12/31-03/12/31	6/16/2003	23,226.31	14,568.61	8,657.70
1,330.00	UBS AG	CHF 80 (REGD)	86/12/31-03/12/31	4/3/2003	59,160.67	66,095.08	(6,934.41)
3,330.00	UBS AG	CHF 80 (REGD)	86/12/31-03/12/31	10/31/2003	202,250.02	165,486.17	36,763.85
2,740.00	UBS AG	CHF 80 (REGD)	86/12/31-03/12/31	11/14/2003	172,895.09	136,165.80	36,729.29
2,910.00	MICRONAS SEMICONDU	CHF1	86/12/31-03/12/31	6/16/2003	60,420.76	80,357.48	(19,936.72)
4,817.00	MICRONAS SEMICONDU	CHF1	86/12/31-03/12/31	7/1/2003	95,046.80	123,406.24	(28,359.44)
923.00	MICRONAS SEMICONDU	CHF1	86/12/31-03/12/31	7/2/2003	18,437.73	21,863.32	(3,425.59)
9,350.00	MICRONAS SEMICONDU	CHF1	86/12/31-03/12/31	7/21/2003	204,823.22	218,750.14	(13,926.92)
6,200.00	ENI	EUR1	86/12/31-03/12/31	2/12/2003	89,413.91	59,296.26	30,117.65

THE ROCKEFELLER FOUNDATION
EMPLOYEE ID NO 13-1859629
GAIN AND LOSSES ON TAXABLE INVESTMENTS
FOR YEAR 2003

Shares/Par Value	Security Name	Security Description	Date Bought	Date Sold	Proceeds	Cost	Realized Gain/Loss
12,400 00	ENI	EUR1	86/12/31-03/12/31	5/19/2003	191,871 57	118,592 53	73,279 04
31,600 00	ENI	EUR1	86/12/31-03/12/31	6/16/2003	531,217 51	302,219 67	228,997 84
8,700 00	ING GROEP NV	CVA EURO 24	86/12/31-03/12/31	11/14/2003	190,417 78	184,383 88	6,033 90
18,900 00	ESSILOR INTL	EURO 35	86/12/31-03/12/31	1/28/2003	722,560 49	812,420 14	(89,859 65)
5,951 00	BILLERUD	SEK 12 5	86/12/31-03/12/31	2/12/2003	66,223 66	57,139 31	9,084 35
8,749 00	BILLERUD	SEK 12 5	86/12/31-03/12/31	2/27/2003	100,873 15	82,389 48	18,503 69
5,390 00	CONVERIUM HLDGS	CHF10	86/12/31-03/12/31	7/21/2003	240,522 70	282,038 75	(21,516 05)
18,200 00	FORTIS	NPV	86/12/31-03/12/31	1/14/2003	285,012 78	387,003 40	(101,990 64)
8,600 00	SIAS	EURO 5	86/12/31-03/12/31	2/27/2003	47,438 87	31,711 87	15,725 00
5,800 00	SIAS	EURO 5	86/12/31-03/12/31	4/3/2003	34,184 11	21,387 08	12,797 03
11,100 00	SIAS	EURO 5	86/12/31-03/12/31	4/22/2003	66,406 20	40,930 44	25,475 76
8,600 00	SIAS	EURO 5	86/12/31-03/12/31	5/6/2003	54,928 26	31,711 88	23,216 38
2,950 00	BNP PARIBAS	EUR2	86/12/31-03/12/31	8/5/2003	158,839 51	150,375 57	8,463 94
6,150 00	BNP PARIBAS	EUR2	86/12/31-03/12/31	9/28/2003	307,777 39	299,955 77	7,821 62
7,550 00	AAREAL BANK AG	EUR26	86/12/31-03/12/31	1/14/2003	95,550 71	97,724 42	(2,173 71)
6,600 00	AAREAL BANK AG	EUR26	86/12/31-03/12/31	1/28/2003	78,490 65	85,159 12	(6,668 47)
19,150 00	CIE DE ST GOBAIN	EUR4	86/12/31-03/12/31	2/12/2003	581,858 78	438,747 68	145,111 08
3,400 00	CIE DE ST GOBAIN	EUR4	86/12/31-03/12/31	8/4/2003	125,440 03	77,542 67	47,897 36
2,000 00	CIE DE ST GOBAIN	EUR4	86/12/31-03/12/31	6/16/2003	81,539 49	45,813 34	35,726 15
3,050 00	CIE DE ST GOBAIN	EUR4	86/12/31-03/12/31	7/1/2003	117,707 98	69,560 34	48,147 62
2,750 00	CIE DE ST GOBAIN	EUR4	86/12/31-03/12/31	8/15/2003	110,913 89	82,718 33	28,195 56
2,400 00	WENDEL INVESTISSEMENT COMPANY	EUR4	86/12/31-03/12/31	10/31/2003	87,073 89	56,101 42	30,972 47
2,200 00	WENDEL INVESTISSEMENT COMPANY	EUR4	86/12/31-03/12/31	12/1/2003	89,323 81	51,275 11	38,048 50
2,050 00	WENDEL INVESTISSEMENT COMPANY	EUR4	86/12/31-03/12/31	12/16/2003	88,917 96	46,370 33	42,547 63
630 00	SWISS LIFE HOLDING	CHF50	86/12/31-03/12/31	2/27/2003	36,409 03	51,575 95	(15,166 92)
5,500 00	SWISS LIFE HOLDING	CHF50	86/12/31-03/12/31	4/22/2003	368,628 70	373,438 60	(4,809 90)
2,100 00	SWISS LIFE HOLDING	CHF50	86/12/31-03/12/31	9/9/2003	269,790 27	224,234 56	45,555 71
284 00	ANTENA 3 TV	EUR3	86/12/31-03/12/31	11/14/2003	8,792 00	7,151 31	1,640 69
2,900 00	TRANSCANADA CORP	COM	86/12/31-03/12/31	12/16/2003	81,397 79	47,028 28	34,369 51
12,100 00	FRANCE TELECOM	WTS EXP 04APR03	86/12/31-03/12/31	4/4/2003	55,881 21	41,511 63	14,369 58
(10,320 84)	BDK HLDGS INC	CDT COM	86/12/31-03/12/31	6/4/2003	(10,320 84)	(10,320 84)	-
42,591 00	BDK HLDGS INC	COM	86/12/31-03/12/31	10/15/1998	358,491 43	358,491 43	-
1,019,497 54	BI EQUIPMENT LESSOR NOTE		86/12/31-03/12/31	4/8/2003	989,715 97	670,105 06	319,610 91
0 65	ICG COMMUNICATIONS INC	COM NEW	86/12/31-03/12/31	3/25/2003	-	1 96	(1 96)
0 49	ICG COMMUNICATIONS INC	COM NEW	86/12/31-03/12/31	12/1/2003	-	1 47	(1 47)
143,564 00	KASPER ASL LTD	COM	86/12/31-03/12/31	12/1/2003	579,998 58	1,823,790 01	(1,243,791 45)
38,000 00	MARVEL ENTERPRISES INC	COM	86/12/31-03/12/31	1/23/2003	366,823 72	216,725 81	149,898 11
3,300 00	MARVEL ENTERPRISES INC	COM	86/12/31-03/12/31	1/28/2003	35,506 92	19,866 51	15,640 41
4,700 00	MARVEL ENTERPRISES INC	COM	86/12/31-03/12/31	2/25/2003	48,436 73	28,294 73	20,142 00
3,300 00	MARVEL ENTERPRISES INC	COM	86/12/31-03/12/31	2/27/2003	36,661 89	19,866 51	16,795 38
9,900 00	MARVEL ENTERPRISES INC	COM	86/12/31-03/12/31	3/3/2003	113,184 27	59,599 54	53,584 73
2,200 00	MARVEL ENTERPRISES INC	COM	86/12/31-03/12/31	3/7/2003	27,989 75	13,244 34	14,745 41
6,600 00	MARVEL ENTERPRISES INC	COM	86/12/31-03/12/31	3/7/2003	83,059 80	39,733 02	43,326 78
9,800 00	MARVEL ENTERPRISES INC	COM	86/12/31-03/12/31	3/7/2003	121,944 57	58,997 53	62,947 04
3,300 00	MARVEL ENTERPRISES INC	COM	86/12/31-03/12/31	3/10/2003	42,295 81	19,866 51	22,429 30
900 00	MARVEL ENTERPRISES INC	COM	86/12/31-03/12/31	3/10/2003	11,465 65	5,418 14	6,047 51
1,300 00	MARVEL ENTERPRISES INC	COM	86/12/31-03/12/31	3/11/2003	16,704 49	7,826 20	8,878 29
3,300 00	MARVEL ENTERPRISES INC	COM	86/12/31-03/12/31	3/17/2003	42,865 70	17,405 62	25,460 08
6,600 00	MARVEL ENTERPRISES INC	COM	86/12/31-03/12/31	3/17/2003	87,986 56	39,733 03	48,253 53
3,300 00	MARVEL ENTERPRISES INC	COM	86/12/31-03/12/31	3/21/2003	44,317 66	17,212 25	27,105 41
3,300 00	MARVEL ENTERPRISES INC	COM	86/12/31-03/12/31	3/25/2003	43,393 89	16,966 26	26,427 63
3,300 00	MARVEL ENTERPRISES INC	COM	86/12/31-03/12/31	3/26/2003	44,383 65	16,557 33	27,826 32
3,300 00	MARVEL ENTERPRISES INC	COM	86/12/31-03/12/31	3/27/2003	44,714 97	15,893 21	28,821 76
3,300 00	MARVEL ENTERPRISES INC	COM	86/12/31-03/12/31	3/28/2003	45,124 81	15,893 22	29,231 59
3,300 00	MARVEL ENTERPRISES INC	COM	86/12/31-03/12/31	4/1/2003	46,046 81	15,893 21	30,153 60
3,300 00	MARVEL ENTERPRISES INC	COM	86/12/31-03/12/31	4/2/2003	46,627 59	15,893 22	30,734 37
3,300 00	MARVEL ENTERPRISES INC	COM	86/12/31-03/12/31	4/4/2003	44,589 90	15,893 21	28,696 69
800 00	MARVEL ENTERPRISES INC	COM	86/12/31-03/12/31	4/7/2003	11,159 68	3,852 90	7,306 78
3,300 00	MARVEL ENTERPRISES INC	COM	86/12/31-03/12/31	4/7/2003	45,934 61	15,893 22	30,041 39
2,600 00	MARVEL ENTERPRISES INC	COM	86/12/31-03/12/31	4/9/2003	35,982 91	12,521 93	23,460 98
2,000 00	MARVEL ENTERPRISES INC	COM	86/12/31-03/12/31	4/9/2003	27,603 78	9,832 25	17,771 51
2,600 00	MARVEL ENTERPRISES INC	COM	86/12/31-03/12/31	4/11/2003	36,456 87	12,521 92	23,934 95
2,600 00	MARVEL ENTERPRISES INC	COM	86/12/31-03/12/31	4/11/2003	37,144 29	12,521 92	24,622 37
2,600 00	MARVEL ENTERPRISES INC	COM	86/12/31-03/12/31	4/11/2003	38,552 81	12,521 92	26,030 89
3,600 00	MARVEL ENTERPRISES INC	COM	86/12/31-03/12/31	4/14/2003	57,958 88	18,782 89	39,175 99
3,300 00	MARVEL ENTERPRISES INC	COM	86/12/31-03/12/31	4/16/2003	49,940 69	15,893 21	34,047 48
2,600 00	MARVEL ENTERPRISES INC	COM	86/12/31-03/12/31	4/17/2003	39,492 80	12,521 92	26,970 88
3,300 00	MARVEL ENTERPRISES INC	COM	86/12/31-03/12/31	4/17/2003	50,800 31	15,893 21	34,907 10
1,300 00	MARVEL ENTERPRISES INC	COM	86/12/31-03/12/31	4/21/2003	21,449 35	6,260 96	15,188 39
1,000 00	MARVEL ENTERPRISES INC	COM	86/12/31-03/12/31	4/21/2003	16,759 49	4,816 12	11,943 37
1,658 00	MARVEL ENTERPRISES INC	COM	86/12/31-03/12/31	4/21/2003	26,726 98	7,985 13	18,741 85
2,100 00	MARVEL ENTERPRISES INC	COM	86/12/31-03/12/31	4/22/2003	33,850 97	10,113 88	23,737 11
3,200 00	MARVEL ENTERPRISES INC	COM	86/12/31-03/12/31	4/23/2003	50,973 60	15,411 60	35,562 00
1,100 00	MARVEL ENTERPRISES INC	COM	86/12/31-03/12/31	4/24/2003	17,555 17	5,297 74	12,257 43
2,500 00	MARVEL ENTERPRISES INC	COM	86/12/31-03/12/31	4/25/2003	38,892 67	12,040 31	26,852 36
3,200 00	MARVEL ENTERPRISES INC	COM	86/12/31-03/12/31	4/28/2003	52,254 82	15,411 60	36,843 22
28,200 00	MARVEL ENTERPRISES INC	COM	86/12/31-03/12/31	4/29/2003	477,082 12	135,814 72	341,267 40
2,300 00	MARVEL ENTERPRISES INC	COM	86/12/31-03/12/31	4/30/2003	38,983 16	11,077 09	27,906 07
2,800 00	MARVEL ENTERPRISES INC	COM	86/12/31-03/12/31	5/1/2003	46,736 52	13,485 15	33,251 37
4,600 00	MARVEL ENTERPRISES INC	COM	86/12/31-03/12/31	5/2/2003	81,140 18	22,154 18	58,986 00
4,200 00	MARVEL ENTERPRISES INC	COM	86/12/31-03/12/31	5/2/2003	72,485 23	20,227 72	52,257 51
900 00	MARVEL ENTERPRISES INC	COM	86/12/31-03/12/31	5/5/2003	16,433 22	4,334 51	12,098 71
2,300 00	MARVEL ENTERPRISES INC	COM	86/12/31-03/12/31	5/6/2003	47,414 57	11,077 09	36,337 48
2,200 00	MARVEL ENTERPRISES INC	COM	86/12/31-03/12/31	5/7/2003	44,901 87	10,595 47	34,306 40
2,200 00	MARVEL ENTERPRISES INC	COM	86/12/31-03/12/31	5/9/2003	41,655 92	10,595 48	31,060 44

THE ROCKEFELLER FOUNDATION
EMPLOYEE ID NO 13-1859629
GAIN AND LOSSES ON TAXABLE INVESTMENTS
FOR YEAR 2003

Shares/Par Value	Security Name	Security Description	Date Bought	Date Sold	Proceeds	Cost	Realized Gain/Loss
800.00	MARVEL ENTERPRISES INC	COM	86/12/31-03/12/31	5/14/2003	17,690.91	4,334.51	13,356.40
1,800.00	MARVEL ENTERPRISES INC	COM	86/12/31-03/12/31	5/15/2003	35,981.39	8,669.02	27,312.37
900.00	MARVEL ENTERPRISES INC	COM	86/12/31-03/12/31	5/19/2003	18,683.12	4,334.51	14,348.61
1,800.00	MARVEL ENTERPRISES INC	COM	86/12/31-03/12/31	5/21/2003	35,962.31	8,669.03	27,293.28
900.00	MARVEL ENTERPRISES INC	COM	86/12/31-03/12/31	5/22/2003	18,185.26	4,334.51	13,850.75
1,700.00	MARVEL ENTERPRISES INC	COM	86/12/31-03/12/31	5/23/2003	33,985.65	8,187.42	25,798.23
1,799.00	MARVEL ENTERPRISES INC	COM	86/12/31-03/12/31	5/28/2003	36,806.89	8,347.52	28,459.37
1,000.00	MARVEL ENTERPRISES INC	COM	86/12/31-03/12/31	5/29/2003	20,699.02	4,496.40	16,202.62
6,700.00	MARVEL ENTERPRISES INC	COM	86/12/31-03/12/31	5/30/2003	145,684.66	26,845.84	118,838.82
1,500.00	MARVEL ENTERPRISES INC	COM	86/12/31-03/12/31	6/2/2003	35,263.34	3,776.98	31,486.36
1,800.00	MARVEL ENTERPRISES INC	COM	86/12/31-03/12/31	6/3/2003	42,593.20	4,532.38	38,060.82
1,000.00	MARVEL ENTERPRISES INC	COM	86/12/31-03/12/31	6/5/2003	24,428.85	2,517.98	21,910.87
1,000.00	MARVEL ENTERPRISES INC	COM	86/12/31-03/12/31	6/6/2003	25,012.12	2,517.99	22,494.13
15,000.00	MARVEL ENTERPRISES INC	COM	86/12/31-03/12/31	7/3/2003	283,212.20	9,800.84	273,411.36
200.00	MARVEL ENTERPRISES INC	COM	86/12/31-03/12/31	7/14/2003	4,006.61	-	4,006.61
463.00	MARVEL ENTERPRISES INC	COM	86/12/31-03/12/31	7/14/2003	9,190.11	-	9,190.11
200.00	MARVEL ENTERPRISES INC	COM	86/12/31-03/12/31	7/29/2003	3,865.81	-	3,865.81
8,237.00	MARVEL ENTERPRISES INC	COM	86/12/31-03/12/31	8/6/2003	144,142.34	-	144,142.34
100.00	MARVEL ENTERPRISES INC	COM	86/12/31-03/12/31	8/8/2003	1,873.00	-	1,873.00
500.00	MARVEL ENTERPRISES INC	COM	86/12/31-03/12/31	8/12/2003	10,277.96	-	10,277.96
100.00	MARVEL ENTERPRISES INC	COM	86/12/31-03/12/31	8/13/2003	2,195.89	-	2,195.89
363.00	MARVEL ENTERPRISES INC	COM	86/12/31-03/12/31	8/18/2003	7,627.72	-	7,627.72
327.00	MARVEL ENTERPRISES INC	COM	86/12/31-03/12/31	10/23/2003	8,815.50	-	8,815.50
36.00	NCO PORTFOLIO MGT INC	COM	86/12/31-03/12/31	12/17/2003	282.52	-	282.52
24,303.00	NEXTWAVE TELECOM INC	COM	86/12/31-03/12/31	5/28/2003	64,254.07	289,103.14	(224,849.07)
2,000.00	ROTECH HEALTHCARE INC	COM	86/12/31-03/12/31	6/7/2002	59,398.20	12,111.71	47,286.49
(2,000.00)	ROTECH HEALTHCARE INC	COM	86/12/31-03/12/31	6/7/2002	(57,398.27)	(12,111.71)	(45,286.56)
0.30	SPECTRASITE INC	COM	86/12/31-03/12/31	2/24/2003	7.53	10.48	(2.95)
0.38	SPECTRASITE INC	COM	86/12/31-03/12/31	2/24/2003	9.48	13.19	(3.71)
1,600.00	SPECTRASITE INC	COM	86/12/31-03/12/31	4/4/2003	48,702.53	55,682.04	(6,979.51)
700.00	SPECTRASITE INC	COM	86/12/31-03/12/31	4/8/2003	21,245.68	24,360.89	(3,115.21)
190.00	SPECTRASITE INC	COM	86/12/31-03/12/31	4/22/2003	5,671.32	6,612.24	(940.92)
6,200.00	SPECTRASITE INC	COM	86/12/31-03/12/31	4/23/2003	182,681.24	215,767.92	(33,086.68)
3,000.00	SPECTRASITE INC	COM	86/12/31-03/12/31	4/25/2003	90,595.74	104,403.84	(13,808.10)
1,200.00	SPECTRASITE INC	COM	86/12/31-03/12/31	4/28/2003	37,138.25	41,761.53	(4,623.28)
969.00	SPECTRASITE INC	COM	86/12/31-03/12/31	4/29/2003	31,927.05	25,826.43	6,100.62
3,000.00	SPECTRASITE INC	COM	86/12/31-03/12/31	4/29/2003	98,470.38	92,121.44	6,348.94
7,728.00	VIATEL HOLDING BERMUDA LIMITED	COM	86/12/31-03/12/31	12/9/2003	26,917.64	23,184.02	3,733.62
98.00	SABRELINER CORP	WTS EXP 15APR2003	86/12/31-03/12/31	4/15/2003	-	490.00	(490.00)
31,500.00	AOL TIME WARNER INC	COM	86/12/31-03/12/31	7/15/2003	514,288.95	448,317.45	65,971.50
14,500.00	AOL TIME WARNER INC	COM	86/12/31-03/12/31	7/18/2003	236,175.06	205,621.95	30,553.11
21,500.00	AOL TIME WARNER INC	COM	86/12/31-03/12/31	7/30/2003	332,120.73	303,533.50	28,587.23
32,000.00	AOL TIME WARNER INC	COM	86/12/31-03/12/31	9/11/2003	512,404.74	450,108.45	62,296.29
5,000.00	AETNA INC	COM	86/12/31-03/12/31	1/14/2003	212,174.11	164,434.85	47,739.26
5,000.00	AETNA INC	COM	86/12/31-03/12/31	1/28/2003	212,233.60	164,300.00	47,933.60
7,000.00	AETNA INC	COM	86/12/31-03/12/31	4/16/2003	333,756.26	230,020.00	103,736.26
4,500.00	AETNA INC	COM	86/12/31-03/12/31	5/29/2003	254,612.47	147,870.00	106,742.47
3,500.00	AETNA INC	COM	86/12/31-03/12/31	8/22/2003	183,855.03	115,010.00	78,845.03
5,500.00	AETNA INC	COM	86/12/31-03/12/31	9/11/2003	316,562.42	180,730.00	135,832.42
3,000.00	AMBAC FINL GROUP INC	COM	86/12/31-03/12/31	1/16/2003	170,995.44	115,450.25	55,545.19
3,500.00	AMBAC FINL GROUP INC	COM	86/12/31-03/12/31	9/11/2003	234,667.85	96,828.67	137,839.18
1,000.00	AON CORP	COM	86/12/31-03/12/31	6/25/2003	25,067.12	35,073.30	(10,006.18)
11,000.00	AON CORP	COM	86/12/31-03/12/31	8/19/2003	245,838.46	384,198.45	(138,359.99)
8,000.00	AON CORP	COM	86/12/31-03/12/31	8/21/2003	178,570.02	278,864.80	(100,094.78)
21,000.00	AON CORP	COM	86/12/31-03/12/31	8/22/2003	468,061.74	726,295.75	(258,234.01)
8,000.00	AON CORP	COM	86/12/31-03/12/31	9/11/2003	133,789.52	203,790.70	(70,001.18)
10,000.00	AON CORP	COM	86/12/31-03/12/31	9/15/2003	215,207.80	332,346.60	(117,138.70)
8,000.00	AON CORP	COM	86/12/31-03/12/31	9/16/2003	129,972.50	198,043.60	(68,071.10)
9,000.00	AON CORP	COM	86/12/31-03/12/31	9/26/2003	185,052.91	290,257.40	(105,204.49)
7,000.00	AON CORP	COM	86/12/31-03/12/31	11/5/2003	147,177.19	152,062.55	(4,885.36)
5,500.00	AON CORP	COM	86/12/31-03/12/31	11/6/2003	115,788.26	117,717.80	(1,929.54)
5,500.00	AON CORP	COM	86/12/31-03/12/31	11/10/2003	117,343.04	100,159.10	17,183.94
7,000.00	AON CORP	COM	86/12/31-03/12/31	11/12/2003	149,565.48	110,203.80	39,361.68
7,500.00	AON CORP	COM	86/12/31-03/12/31	11/13/2003	159,429.02	135,104.25	24,324.77
4,000.00	AON CORP	COM	86/12/31-03/12/31	11/18/2003	85,307.20	72,593.40	12,713.80
5,000.00	AON CORP	COM	86/12/31-03/12/31	11/19/2003	106,508.01	85,528.50	20,979.51
7,000.00	AON CORP	COM	86/12/31-03/12/31	11/20/2003	147,618.18	132,468.35	15,149.83
8,000.00	BAXTER INTL INC	COM	86/12/31-03/12/31	5/13/2003	139,308.66	180,159.00	(40,850.34)
28,000.00	BAXTER INTL INC	COM	86/12/31-03/12/31	5/14/2003	642,637.05	617,058.50	(174,421.45)
2,000.00	BECKMAN COULTER INC	COM	86/12/31-03/12/31	5/29/2003	80,359.43	65,290.40	15,069.03
1,500.00	BECKMAN COULTER INC	COM	86/12/31-03/12/31	6/19/2003	62,234.63	48,782.20	13,452.43
5,000.00	BECKMAN COULTER INC	COM	86/12/31-03/12/31	6/20/2003	205,863.35	160,896.40	44,866.95
4,000.00	BECKMAN COULTER INC	COM	86/12/31-03/12/31	6/27/2003	181,908.41	127,949.85	53,958.56
4,000.00	BECKMAN COULTER INC	COM	86/12/31-03/12/31	6/30/2003	163,037.16	126,414.50	36,622.66
1,500.00	BECKMAN COULTER INC	COM	86/12/31-03/12/31	7/9/2003	62,126.94	46,480.05	15,646.89
3,000.00	BECKMAN COULTER INC	COM	86/12/31-03/12/31	7/11/2003	123,206.02	92,900.30	30,305.72
4,000.00	BECKMAN COULTER INC	COM	86/12/31-03/12/31	7/15/2003	167,925.73	123,827.20	44,098.53
3.00	BERKSHIRE HATHAWAY INC DEL	CL A	86/12/31-03/12/31	5/29/2003	218,813.28	224,661.85	(7,848.57)
7.00	BERKSHIRE HATHAWAY INC DEL	CL A	86/12/31-03/12/31	9/11/2003	529,674.86	508,164.83	21,510.03
6,500.00	BRISTOL MYERS SQUIBB CO	COM	86/12/31-03/12/31	1/2/2003	154,174.69	145,696.20	8,478.49
3,000.00	BRISTOL MYERS SQUIBB CO	COM	86/12/31-03/12/31	1/7/2003	75,753.41	66,431.40	9,322.01
26,000.00	BRISTOL MYERS SQUIBB CO	COM	86/12/31-03/12/31	1/8/2003	631,195.96	551,753.95	79,442.01
7,500.00	CENTURYTEL INC	COM	86/12/31-03/12/31	1/9/2003	232,433.74	296,336.50	(63,902.76)
8,500.00	CENTURYTEL INC	COM	86/12/31-03/12/31	1/14/2003	267,218.64	323,588.50	(56,371.86)
1,000.00	CENTURYTEL INC	COM	86/12/31-03/12/31	5/29/2003	33,041.85	34,206.50	(1,164.65)

THE ROCKEFELLER FOUNDATION
EMPLOYEE ID NO 13-1659629
GAIN AND LOSSES ON TAXABLE INVESTMENTS
FOR YEAR 2003

Shares/Par Value	Security Name	Security Description	Date Bought	Date Sold	Proceeds	Cost	Realized Gain/Loss
2,500.00	CENTURYTEL INC	COM	86/12/31-03/12/31	7/15/2003	84,542.03	85,516.25	(974.22)
5,500.00	CENTURYTEL INC	COM	86/12/31-03/12/31	8/22/2003	188,031.23	188,010.65	20.58
6,500.00	CENTURYTEL INC	COM	86/12/31-03/12/31	9/11/2003	223,772.81	220,715.95	3,056.86
3,000.00	CHUBB CORP	COM	86/12/31-03/12/31	8/22/2003	203,760.45	182,173.50	21,586.95
7,500.00	CHUBB CORP	COM	86/12/31-03/12/31	9/11/2003	498,070.42	452,581.20	45,489.22
14,500.00	CITIZENS COMMUNICATIONS CO	COM	86/12/31-03/12/31	1/9/2003	164,960.06	187,734.35	(22,774.29)
3,000.00	CITIZENS COMMUNICATIONS CO	COM	86/12/31-03/12/31	1/10/2003	33,713.88	36,517.05	(2,803.17)
4,000.00	CITIZENS COMMUNICATIONS CO	COM	86/12/31-03/12/31	1/13/2003	44,217.48	48,600.00	(4,382.54)
4,000.00	CITIZENS COMMUNICATIONS CO	COM	86/12/31-03/12/31	1/14/2003	43,735.88	48,475.00	(4,739.12)
17,000.00	CITIZENS COMMUNICATIONS CO	COM	86/12/31-03/12/31	1/15/2003	184,915.32	205,700.00	(20,784.68)
6,500.00	CITIZENS COMMUNICATIONS CO	COM	86/12/31-03/12/31	3/11/2003	60,499.51	78,650.00	(18,150.49)
20,500.00	CITIZENS COMMUNICATIONS CO	COM	86/12/31-03/12/31	3/12/2003	183,395.66	248,115.00	(62,719.34)
12,000.00	CITIZENS COMMUNICATIONS CO	COM	86/12/31-03/12/31	7/15/2003	152,301.64	129,720.00	22,581.64
9,500.00	CITIZENS COMMUNICATIONS CO	COM	86/12/31-03/12/31	7/16/2003	118,269.44	101,562.00	16,707.44
12,000.00	CITIZENS COMMUNICATIONS CO	COM	86/12/31-03/12/31	8/22/2003	138,353.49	126,971.70	11,381.79
1,000.00	CITIZENS COMMUNICATIONS CO	COM	86/12/31-03/12/31	8/22/2003	11,609.45	10,593.40	1,026.05
50,000.00	CITIZENS COMMUNICATIONS CO	COM	86/12/31-03/12/31	9/11/2003	571,748.12	473,438.57	98,309.55
7,000.00	CONVERGYS CORP	COM	86/12/31-03/12/31	1/2/2003	106,390.48	208,269.50	(101,879.02)
4,500.00	CONVERGYS CORP	COM	86/12/31-03/12/31	1/3/2003	68,511.78	133,505.10	(64,993.32)
4,000.00	CONVERGYS CORP	COM	86/12/31-03/12/31	1/6/2003	64,300.85	118,509.50	(54,208.65)
5,500.00	CONVERGYS CORP	COM	86/12/31-03/12/31	1/7/2003	88,864.66	151,248.49	(62,383.83)
8,500.00	CONVERGYS CORP	COM	86/12/31-03/12/31	1/8/2003	129,894.77	198,101.70	(68,206.93)
7,000.00	CONVERGYS CORP	COM	86/12/31-03/12/31	1/9/2003	108,643.21	145,498.50	(36,855.29)
6,000.00	CONVERGYS CORP	COM	86/12/31-03/12/31	1/10/2003	94,461.74	124,713.00	(30,251.26)
7,000.00	CONVERGYS CORP	COM	86/12/31-03/12/31	1/13/2003	113,363.97	139,879.70	(26,515.73)
6,000.00	CONVERGYS CORP	COM	86/12/31-03/12/31	1/14/2003	96,147.69	113,959.05	(17,811.36)
3,500.00	CONVERGYS CORP	COM	86/12/31-03/12/31	1/21/2003	52,889.35	63,908.25	(11,018.90)
17,000.00	CONVERGYS CORP	COM	86/12/31-03/12/31	1/22/2003	212,469.77	279,717.90	(67,248.13)
4,000.00	COUNTRYWIDE FINL CORP	COM	86/12/31-03/12/31	2/26/2003	206,744.97	213,885.20	(7,120.23)
3,500.00	COUNTRYWIDE FINL CORP	COM	86/12/31-03/12/31	3/5/2003	180,598.05	145,250.35	35,347.70
2,500.00	COUNTRYWIDE FINL CORP	COM	86/12/31-03/12/31	4/8/2003	147,352.85	112,916.25	34,436.60
2,500.00	COUNTRYWIDE FINL CORP	COM	86/12/31-03/12/31	7/16/2003	164,726.28	113,181.25	51,545.03
6,000.00	COUNTRYWIDE FINL CORP	COM	86/12/31-03/12/31	10/10/2003	558,206.06	270,234.70	287,971.36
3,000.00	COUNTRYWIDE FINL CORP	COM	86/12/31-03/12/31	10/14/2003	291,346.35	134,367.00	156,979.35
1,000.00	COUNTRYWIDE FINL CORP	COM	86/12/31-03/12/31	10/15/2003	95,365.33	44,121.40	51,243.93
3,000.00	COUNTRYWIDE FINL CORP	COM	86/12/31-03/12/31	10/16/2003	284,562.77	130,361.40	154,201.37
2,500.00	COUNTRYWIDE FINL CORP	COM	86/12/31-03/12/31	10/21/2003	239,306.29	108,634.50	130,671.79
1,000.00	COUNTRYWIDE FINL CORP	COM	86/12/31-03/12/31	10/22/2003	94,815.86	43,453.80	51,362.06
20,500.00	CYPRESS SEMICONDUCTOR CORP	COM	86/12/31-03/12/31	3/12/2003	159,972.99	570,314.65	(410,341.66)
23,500.00	CYPRESS SEMICONDUCTOR CORP	COM	86/12/31-03/12/31	3/17/2003	164,636.00	495,372.85	(330,736.85)
5,000.00	CYPRESS SEMICONDUCTOR CORP	COM	86/12/31-03/12/31	3/19/2003	36,694.38	102,502.50	(65,808.12)
11,000.00	CYPRESS SEMICONDUCTOR CORP	COM	86/12/31-03/12/31	3/21/2003	82,507.40	223,670.70	(141,163.30)
7,000.00	CYPRESS SEMICONDUCTOR CORP	COM	86/12/31-03/12/31	6/23/2003	78,861.09	166,526.50	(87,665.41)
15,000.00	CYPRESS SEMICONDUCTOR CORP	COM	86/12/31-03/12/31	6/24/2003	161,978.89	334,471.50	(172,492.61)
4,500.00	CYPRESS SEMICONDUCTOR CORP	COM	86/12/31-03/12/31	8/25/2003	51,599.97	90,913.25	(39,313.28)
6,500.00	CYPRESS SEMICONDUCTOR CORP	COM	86/12/31-03/12/31	8/27/2003	77,696.04	129,563.85	(51,867.81)
7,000.00	CYPRESS SEMICONDUCTOR CORP	COM	86/12/31-03/12/31	6/30/2003	83,977.85	128,329.55	(44,351.70)
9,000.00	CYPRESS SEMICONDUCTOR CORP	COM	86/12/31-03/12/31	7/11/2003	105,626.23	143,649.35	(38,023.12)
8,000.00	CYPRESS SEMICONDUCTOR CORP	COM	86/12/31-03/12/31	7/22/2003	98,896.15	106,604.75	(7,708.60)
10,000.00	DANA CORP	COM	86/12/31-03/12/31	7/14/2003	159,509.51	218,286.00	(56,776.49)
15,000.00	DANA CORP	COM	86/12/31-03/12/31	8/25/2003	228,467.77	322,095.90	(93,628.13)
25,000.00	DANA CORP	COM	86/12/31-03/12/31	9/11/2003	384,231.95	484,079.50	(99,847.55)
4,000.00	DUKE ENERGY CO	COM STK NPV	86/12/31-03/12/31	2/24/2003	55,463.52	73,400.00	(17,936.48)
19,500.00	DUKE ENERGY CO	COM STK NPV	86/12/31-03/12/31	2/25/2003	266,328.80	357,825.00	(91,496.20)
22,500.00	DUKE ENERGY CO	COM STK NPV	86/12/31-03/12/31	4/11/2003	308,552.75	412,875.00	(104,322.25)
27,500.00	DUKE ENERGY CO	COM	86/12/31-03/12/31	7/30/2003	477,350.09	504,125.20	(26,775.11)
25,000.00	DUKE ENERGY CO	COM	86/12/31-03/12/31	8/5/2003	423,730.11	453,424.15	(29,694.04)
18,500.00	DUKE ENERGY CO	COM	86/12/31-03/12/31	8/19/2003	279,214.74	261,782.35	17,432.39
4,000.00	EATON CORP	COM	86/12/31-03/12/31	1/14/2003	306,743.56	313,140.20	(6,396.64)
2,500.00	EATON CORP	COM	86/12/31-03/12/31	1/15/2003	189,130.05	192,808.90	(3,678.85)
2,000.00	EATON CORP	COM	86/12/31-03/12/31	1/16/2003	151,214.64	150,480.50	734.14
6,500.00	EATON CORP	COM	86/12/31-03/12/31	1/23/2003	467,533.51	444,857.83	22,675.68
6,000.00	EATON CORP	COM	86/12/31-03/12/31	1/24/2003	425,475.98	355,533.29	69,942.69
15,500.00	ELECTRONIC DATA SYS CORP NEW	COM	86/12/31-03/12/31	2/3/2003	264,902.50	830,364.72	(565,462.22)
7,500.00	ELECTRONIC DATA SYS CORP NEW	COM	86/12/31-03/12/31	5/27/2003	140,699.40	388,637.94	(247,938.54)
15,000.00	ELECTRONIC DATA SYS CORP NEW	COM	86/12/31-03/12/31	5/28/2003	285,514.80	560,269.32	(274,754.52)
10,000.00	ELECTRONIC DATA SYS CORP NEW	COM	86/12/31-03/12/31	5/29/2003	189,148.12	218,355.98	(29,207.84)
15,000.00	ELECTRONIC DATA SYS CORP NEW	COM	86/12/31-03/12/31	6/20/2003	342,373.94	202,400.25	139,973.69
12,000.00	ELECTRONIC DATA SYS CORP NEW	COM	86/12/31-03/12/31	8/22/2003	268,427.42	148,403.40	120,024.02
11,500.00	ELECTRONIC DATA SYS CORP NEW	COM	86/12/31-03/12/31	8/27/2003	250,756.08	138,185.20	112,570.88
32,000.00	ELECTRONIC DATA SYS CORP NEW	COM	86/12/31-03/12/31	8/28/2003	696,133.78	378,777.60	317,356.18
20,500.00	ELECTRONIC DATA SYS CORP NEW	COM	86/12/31-03/12/31	8/29/2003	445,310.88	241,501.15	203,809.71
7,500.00	ELECTRONIC DATA SYS CORP NEW	COM	86/12/31-03/12/31	9/2/2003	165,229.24	85,316.25	79,912.99
14,500.00	ENGELHARD CORP	COM	86/12/31-03/12/31	9/11/2003	416,519.07	238,371.35	180,147.72
1,000.00	ENGELHARD CORP	COM	86/12/31-03/12/31	10/20/2003	29,665.50	15,902.80	13,762.70
1,500.00	ENGELHARD CORP	COM	86/12/31-03/12/31	10/21/2003	44,630.85	23,854.20	20,776.65
4,500.00	ENGELHARD CORP	COM	86/12/31-03/12/31	10/30/2003	128,243.99	71,562.60	56,681.39
2,000.00	ENGELHARD CORP	COM	86/12/31-03/12/31	11/5/2003	57,410.11	31,805.80	25,604.31
2,500.00	ENGELHARD CORP	COM	86/12/31-03/12/31	11/10/2003	71,024.87	42,942.90	28,081.97
6,000.00	ENGELHARD CORP	COM	86/12/31-03/12/31	11/11/2003	170,935.58	95,029.80	75,905.78
3,000.00	ENGELHARD CORP	COM	86/12/31-03/12/31	11/12/2003	86,696.53	47,444.15	39,252.38
2,000.00	ENGELHARD CORP	COM	86/12/31-03/12/31	11/13/2003	57,614.09	31,620.00	25,994.09
2,000.00	ENGELHARD CORP	COM	86/12/31-03/12/31	11/14/2003	57,913.88	30,600.00	27,313.88
2,000.00	ENGELHARD CORP	COM	86/12/31-03/12/31	11/19/2003	57,606.70	30,600.00	27,006.70
1,000.00	ENGELHARD CORP	COM	86/12/31-03/12/31	11/20/2003	28,840.94	15,300.00	13,540.94

THE ROCKEFELLER FOUNDATION
EMPLOYEE ID NO 13-1859629
GAIN AND LOSSES ON TAXABLE INVESTMENTS
FOR YEAR 2003

Shares/Par Value	Security Name	Security Description	Date Bought	Date Sold	Proceeds	Cost	Realized Gain/Loss
1,000.00	ENGELHARD CORP	COM	86/12/31-03/12/31	11/21/2003	28,574.96	15,300.00	13,274.96
2,500.00	ENGELHARD CORP	COM	86/12/31-03/12/31	11/24/2003	72,179.86	38,250.00	33,929.86
3,000.00	ENGELHARD CORP	COM	86/12/31-03/12/31	12/8/2003	88,874.73	45,900.00	42,974.73
2,500.00	ENGELHARD CORP	COM	86/12/31-03/12/31	12/9/2003	74,527.25	37,745.00	36,782.25
2,000.00	ENGELHARD CORP	COM	86/12/31-03/12/31	12/11/2003	60,028.18	30,095.00	29,933.18
2,000.00	ENGELHARD CORP	COM	86/12/31-03/12/31	12/12/2003	60,351.17	30,095.00	30,256.17
3,500.00	ENGELHARD CORP	COM	86/12/31-03/12/31	12/16/2003	104,590.50	58,134.65	46,455.85
2,500.00	ENGELHARD CORP	COM	86/12/31-03/12/31	12/18/2003	74,338.28	64,055.50	10,282.78
3,500.00	ENGELHARD CORP	COM	86/12/31-03/12/31	12/19/2003	104,199.91	88,832.80	15,367.11
3,000.00	ENGELHARD CORP	COM	86/12/31-03/12/31	12/29/2003	90,832.44	73,812.70	17,019.74
2,500.00	ENGELHARD CORP	COM	86/12/31-03/12/31	12/23/2003	75,118.47	62,114.75	13,003.72
2,000.00	ENGELHARD CORP	COM	86/12/31-03/12/31	12/22/2003	59,658.80	49,780.60	9,878.20
1,500.00	ENGELHARD CORP	COM	86/12/31-03/12/31	12/17/2003	44,798.84	38,978.45	5,820.39
500.00	ENGELHARD CORP	COM	86/12/31-03/12/31	12/15/2003	15,083.69	7,523.75	7,559.94
2,500.00	ENGELHARD CORP	COM	86/12/31-03/12/31	12/10/2003	74,604.50	37,618.75	36,985.75
2,000.00	EQUIFAX INC	COM	86/12/31-03/12/31	1/8/2003	46,627.79	46,120.00	507.79
1,500.00	EQUIFAX INC	COM	86/12/31-03/12/31	6/19/2003	39,722.03	35,024.25	4,697.78
5,000.00	EQUIFAX INC	COM	86/12/31-03/12/31	6/20/2003	132,310.29	116,747.50	15,562.79
4,500.00	FEDERAL HOME LN MTG CORP	COM	86/12/31-03/12/31	1/23/2003	275,378.20	284,420.40	(9,042.20)
2,000.00	FEDERAL HOME LN MTG CORP	COM	86/12/31-03/12/31	1/28/2003	112,913.79	119,657.60	(6,743.81)
3,500.00	FEDERAL HOME LN MTG CORP	COM	86/12/31-03/12/31	1/31/2003	195,128.57	209,400.80	(14,272.23)
10,000.00	FEDERAL HOME LN MTG CORP	COM	86/12/31-03/12/31	8/22/2003	495,176.81	662,764.00	(167,587.19)
22,000.00	GEORGIA PAC CORP	COM	86/12/31-03/12/31	9/11/2003	514,850.65	450,408.35	64,442.30
2,000.00	GEORGIA PAC CORP	COM	86/12/31-03/12/31	12/8/2003	57,401.90	38,299.60	19,102.30
3,000.00	GOODRICH CORP	COM	86/12/31-03/12/31	3/25/2003	44,547.87	58,778.10	(14,230.23)
5,000.00	GOODRICH CORP	COM	86/12/31-03/12/31	3/27/2003	71,469.19	97,904.10	(26,434.91)
3,500.00	GOODRICH CORP	COM	86/12/31-03/12/31	3/28/2003	49,846.78	67,557.45	(17,710.67)
50,000.00	GOODRICH CORP	COM	86/12/31-03/12/31	9/11/2003	1,217,092.94	908,474.15	308,618.79
29,000.00	HCA INC	COM	86/12/31-03/12/31	8/25/2003	1,045,627.19	948,848.60	96,778.59
11,500.00	HALLIBURTON CO	COM	86/12/31-03/12/31	2/27/2003	230,968.23	218,512.65	12,455.58
19,000.00	HALLIBURTON CO	COM	86/12/31-03/12/31	3/12/2003	357,734.50	358,500.80	(766.30)
6,000.00	HALLIBURTON CO	COM	86/12/31-03/12/31	8/22/2003	140,873.40	111,222.20	29,651.20
7,500.00	HALLIBURTON CO	COM	86/12/31-03/12/31	9/11/2003	180,662.77	132,517.25	48,145.52
16,500.00	IMS HEALTH INC	COM	86/12/31-03/12/31	1/31/2003	277,389.62	327,163.30	(49,773.68)
48,000.00	IMS HEALTH INC	COM	86/12/31-03/12/31	2/3/2003	833,317.24	936,423.25	(103,106.01)
46,500.00	IMS HEALTH INC	COM	86/12/31-03/12/31	2/4/2003	775,126.94	903,398.40	(128,271.46)
37,000.00	IMS HEALTH INC	COM	86/12/31-03/12/31	2/5/2003	608,172.83	718,214.60	(110,041.77)
1,500.00	IMS HEALTH INC	COM	86/12/31-03/12/31	6/19/2003	26,846.94	23,005.20	3,841.74
6,000.00	IMS HEALTH INC	COM	86/12/31-03/12/31	6/20/2003	107,552.15	90,760.80	16,791.35
3,500.00	IMS HEALTH INC	COM	86/12/31-03/12/31	7/9/2003	63,600.76	52,208.80	11,391.96
9,000.00	IMS HEALTH INC	COM	86/12/31-03/12/31	7/29/2003	175,128.18	134,110.50	41,017.68
7,000.00	IMS HEALTH INC	COM	86/12/31-03/12/31	7/30/2003	135,585.03	102,447.80	33,137.23
3,000.00	IMS HEALTH INC	COM	86/12/31-03/12/31	7/31/2003	58,365.26	43,906.20	14,459.06
3,000.00	IMS HEALTH INC	COM	86/12/31-03/12/31	8/11/2003	56,439.35	43,885.35	12,554.00
8,500.00	IMS HEALTH INC	COM	86/12/31-03/12/31	8/12/2003	121,869.28	95,039.75	26,829.53
7,000.00	IMS HEALTH INC	COM	86/12/31-03/12/31	8/13/2003	130,819.67	102,201.65	28,618.02
5,500.00	IMS HEALTH INC	COM	86/12/31-03/12/31	8/14/2003	102,968.36	80,292.30	22,676.06
7,000.00	IMS HEALTH INC	COM	86/12/31-03/12/31	8/18/2003	132,202.09	101,364.90	30,837.19
7,000.00	IMS HEALTH INC	COM	86/12/31-03/12/31	8/19/2003	132,145.39	101,112.00	31,033.39
10,500.00	IMS HEALTH INC	COM	86/12/31-03/12/31	8/20/2003	198,548.83	149,391.90	49,156.93
13,500.00	INTERPUBLIC GROUP COS INC	COM	86/12/31-03/12/31	1/28/2003	169,643.98	400,511.15	(230,867.17)
10,500.00	INTERPUBLIC GROUP COS INC	COM	86/12/31-03/12/31	6/19/2003	149,172.79	310,967.95	(161,795.16)
11,500.00	INTERPUBLIC GROUP COS INC	COM	86/12/31-03/12/31	6/25/2003	148,884.66	339,300.55	(190,415.89)
17,000.00	INTERPUBLIC GROUP COS INC	COM	86/12/31-03/12/31	8/21/2003	233,779.81	385,417.15	(151,637.34)
16,000.00	INTERPUBLIC GROUP COS INC	COM	86/12/31-03/12/31	8/22/2003	226,389.36	317,615.65	(91,226.29)
31,000.00	INTERPUBLIC GROUP COS INC	COM	86/12/31-03/12/31	9/11/2003	459,426.32	499,281.40	(39,855.08)
6,500.00	KIMBERLY CLARK CORP	COM	86/12/31-03/12/31	1/8/2003	301,533.71	348,500.30	(46,966.59)
7,000.00	KING PHARMACEUTICALS INC	COM	86/12/31-03/12/31	4/30/2003	87,845.87	116,930.80	(29,084.93)
1,000.00	KING PHARMACEUTICALS INC	COM	86/12/31-03/12/31	8/4/2003	14,236.03	16,704.40	(2,468.37)
24,500.00	KING PHARMACEUTICALS INC	COM	86/12/31-03/12/31	11/6/2003	323,671.44	402,297.00	(78,625.56)
7,000.00	KING PHARMACEUTICALS INC	COM	86/12/31-03/12/31	11/7/2003	93,332.21	114,595.05	(21,262.84)
14,500.00	KING PHARMACEUTICALS INC	COM	86/12/31-03/12/31	11/10/2003	189,764.18	234,696.85	(44,932.67)
18,000.00	KING PHARMACEUTICALS INC	COM	86/12/31-03/12/31	11/13/2003	238,681.90	248,078.85	(11,416.95)
10,000.00	KING PHARMACEUTICALS INC	COM	86/12/31-03/12/31	11/18/2003	129,705.91	124,800.75	4,905.16
16,500.00	KING PHARMACEUTICALS INC	COM	86/12/31-03/12/31	11/19/2003	211,661.95	199,824.40	12,037.55
13,500.00	KING PHARMACEUTICALS INC	COM	86/12/31-03/12/31	11/20/2003	172,247.85	148,470.30	23,777.55
9,500.00	KING PHARMACEUTICALS INC	COM	86/12/31-03/12/31	11/21/2003	120,086.70	106,425.65	13,661.05
31,500.00	KROGER CO	COM	86/12/31-03/12/31	5/1/2003	455,695.42	784,726.60	(329,031.18)
18,000.00	KROGER CO	COM	86/12/31-03/12/31	5/28/2003	277,946.54	440,312.50	(162,365.96)
20,000.00	KROGER CO	COM	86/12/31-03/12/31	5/29/2003	313,385.30	410,837.50	(97,452.20)
20,500.00	KROGER CO	COM	86/12/31-03/12/31	5/30/2003	325,887.57	411,017.00	(85,129.43)
14,500.00	KROGER CO	COM	86/12/31-03/12/31	6/2/2003	236,143.16	290,150.65	(54,007.49)
11,000.00	KROGER CO	COM	86/12/31-03/12/31	6/5/2003	174,796.10	220,073.70	(45,277.60)
3,500.00	KROGER CO	COM	86/12/31-03/12/31	6/6/2003	54,608.98	70,023.45	(15,414.47)
44,500.00	LIBERTY MEDIA CORP NEW	COM SER A	86/12/31-03/12/31	1/14/2003	444,087.66	541,004.90	(96,917.24)
17,500.00	LIBERTY MEDIA CORP NEW	COM SER A	86/12/31-03/12/31	3/21/2003	174,145.98	212,213.75	(38,067.77)
12,000.00	LIBERTY MEDIA CORP	COM SER A	86/12/31-03/12/31	8/22/2003	140,153.41	145,800.00	(5,646.59)
83,000.00	LIBERTY MEDIA CORP	COM SER A	86/12/31-03/12/31	9/11/2003	898,714.94	998,251.40	(99,536.46)
6,000.00	MBIA INC	COM	86/12/31-03/12/31	1/8/2003	275,694.69	198,270.12	77,424.57
5,000.00	MBIA INC	COM	86/12/31-03/12/31	1/16/2003	225,646.70	163,310.00	62,336.70
4,000.00	MBIA INC	COM	86/12/31-03/12/31	1/23/2003	175,153.12	130,648.00	44,505.12
4,000.00	MBIA INC	COM	86/12/31-03/12/31	1/28/2003	161,630.72	130,648.00	30,982.72
7,500.00	MARATHON OIL CORP	COM	86/12/31-03/12/31	1/28/2003	151,928.16	227,247.20	(75,319.04)
8,500.00	MARATHON OIL CORP	COM	86/12/31-03/12/31	3/17/2003	191,507.72	254,001.85	(62,494.13)
13,000.00	MARATHON OIL CORP	COM	86/12/31-03/12/31	9/11/2003	369,260.69	387,607.70	(18,347.01)

THE ROCKEFELLER FOUNDATION
EMPLOYEE ID NO 13-1859629
GAIN AND LOSSES ON TAXABLE INVESTMENTS
FOR YEAR 2003

Shares/Par Value	Security Name	Security Description	Date Bought	Date Sold	Proceeds	Cost	Realized Gain/Loss
10,500.00	MARATHON OIL CORP	COM	86/12/31-03/12/31	11/12/2003	304,800.71	309,001.90	(4,201.19)
2,500.00	MARATHON OIL CORP	COM	86/12/31-03/12/31	11/13/2003	73,206.57	72,297.75	908.82
18,000.00	MCDONALDS CORP	COM	86/12/31-03/12/31	4/3/2003	224,250.28	254,240.00	(29,989.74)
23,000.00	MCDONALDS CORP	COM	86/12/31-03/12/31	5/21/2003	393,969.20	365,470.00	28,499.20
14,000.00	MCDONALDS CORP	COM	86/12/31-03/12/31	9/11/2003	330,419.51	222,480.00	107,939.51
3,000.00	MCDONALDS CORP	COM	86/12/31-03/12/31	9/25/2003	70,300.50	47,870.00	22,430.50
9,500.00	MCDONALDS CORP	COM	86/12/31-03/12/31	9/26/2003	219,295.31	150,955.00	68,340.31
5,000.00	MYLAN LABS INC	COM	86/12/31-03/12/31	1/13/2003	190,688.75	129,479.00	61,209.75
5,500.00	MYLAN LABS INC	COM	86/12/31-03/12/31	1/14/2003	211,858.01	141,526.70	70,331.31
6,250.00	MYLAN LABS INC	COM	86/12/31-03/12/31	1/28/2003	160,700.78	107,067.50	53,633.28
5,500.00	MYLAN LABS INC	COM	86/12/31-03/12/31	2/20/2003	151,461.58	94,131.82	57,329.76
6,000.00	MYLAN LABS INC	COM	86/12/31-03/12/31	2/21/2003	165,598.00	102,350.53	63,247.47
5,000.00	MYLAN LABS INC	COM	86/12/31-03/12/31	3/10/2003	137,712.85	85,165.00	52,547.85
5,000.00	MYLAN LABS INC	COM	86/12/31-03/12/31	3/21/2003	144,166.15	83,853.75	60,312.40
5,000.00	MYLAN LABS INC	COM	86/12/31-03/12/31	4/7/2003	148,158.05	83,150.00	65,008.05
5,000.00	MYLAN LABS INC	COM	86/12/31-03/12/31	4/8/2003	145,530.17	83,994.18	61,535.99
4,500.00	MYLAN LABS INC	COM	86/12/31-03/12/31	4/15/2003	121,970.38	83,222.10	38,748.28
3,000.00	MYLAN LABS INC	COM	86/12/31-03/12/31	4/16/2003	79,674.16	55,481.40	24,192.76
10,500.00	MYLAN LABS INC	COM	86/12/31-03/12/31	4/25/2003	280,142.61	188,807.25	91,335.36
5,000.00	MYLAN LABS INC	COM	86/12/31-03/12/31	4/28/2003	138,548.50	96,629.57	41,918.93
5,500.00	MYLAN LABS INC	COM	86/12/31-03/12/31	4/29/2003	153,350.98	98,721.23	54,629.75
2,000.00	MYLAN LABS INC	COM	86/12/31-03/12/31	4/30/2003	56,111.17	35,131.87	20,979.30
5,000.00	NATIONAL CITY CORP	COM	86/12/31-03/12/31	1/16/2003	140,713.25	139,815.50	897.75
12,000.00	NATIONAL CITY CORP	COM	86/12/31-03/12/31	3/11/2003	327,386.93	331,354.10	(3,967.17)
8,500.00	NATIONAL CITY CORP	COM	86/12/31-03/12/31	3/12/2003	227,341.79	231,574.85	(4,233.06)
5,500.00	NATIONAL CITY CORP	COM	86/12/31-03/12/31	3/14/2003	151,095.84	149,708.35	1,387.49
11,000.00	NATIONAL CITY CORP	COM	86/12/31-03/12/31	3/17/2003	306,329.76	291,984.45	14,345.31
3,500.00	NATIONAL CITY CORP	COM	86/12/31-03/12/31	3/18/2003	97,550.10	92,474.55	5,075.55
6,500.00	NORTH FORK BANCORPORATION INC	COM	86/12/31-03/12/31	9/11/2003	223,079.30	219,051.55	4,027.75
4,100.00	OMNICARE INC	COM	86/12/31-03/12/31	7/8/2003	139,582.46	96,447.01	43,135.45
500.00	OMNICARE INC	COM	86/12/31-03/12/31	8/11/2003	16,935.65	11,719.05	5,216.60
2,000.00	OMNICARE INC	COM	86/12/31-03/12/31	8/12/2003	68,689.87	46,876.20	21,813.67
500.00	OMNICARE INC	COM	86/12/31-03/12/31	8/13/2003	16,645.61	11,719.05	4,926.56
8,500.00	OMNICARE INC	COM	86/12/31-03/12/31	8/14/2003	284,116.18	197,370.58	86,745.60
3,500.00	OMNICARE INC	COM	86/12/31-03/12/31	8/18/2003	117,905.97	80,840.90	37,065.07
3,000.00	OMNICARE INC	COM	86/12/31-03/12/31	8/21/2003	101,793.62	69,287.95	32,505.67
8,000.00	OMNICARE INC	COM	86/12/31-03/12/31	8/22/2003	268,751.40	183,844.84	84,906.56
3,500.00	OMNICARE INC	COM	86/12/31-03/12/31	12/22/2003	140,535.91	78,956.15	61,579.76
1,500.00	OMNICARE INC	COM	86/12/31-03/12/31	12/18/2003	59,937.79	34,258.07	25,679.72
6,500.00	OMNICARE INC	COM	86/12/31-03/12/31	12/4/2003	259,417.15	148,640.64	110,776.51
2,000.00	OMNICARE INC	COM	86/12/31-03/12/31	12/4/2003	79,845.85	45,779.60	34,066.25
6,000.00	PRINCIPAL FINANCIAL GROUP	COM	86/12/31-03/12/31	1/8/2003	177,058.28	182,007.60	(4,949.34)
1,500.00	REPUBLIC SVCS INC	COM	86/12/31-03/12/31	1/8/2003	31,345.45	24,737.55	6,607.90
21,000.00	REPUBLIC SVCS INC	COM	86/12/31-03/12/31	1/7/2003	432,828.45	338,109.28	94,719.17
2,000.00	REPUBLIC SVCS INC	COM	86/12/31-03/12/31	8/19/2003	48,787.71	31,872.00	16,915.71
1,500.00	REPUBLIC SVCS INC	COM	86/12/31-03/12/31	8/20/2003	36,323.79	23,904.00	12,419.79
16,000.00	REPUBLIC SVCS INC	COM	86/12/31-03/12/31	8/22/2003	386,487.47	254,798.60	131,688.87
5,000.00	SPX CORP	COM	86/12/31-03/12/31	8/22/2003	244,319.55	204,069.00	40,250.55
13,000.00	SPX CORP	COM	86/12/31-03/12/31	9/11/2003	621,561.99	513,160.70	108,401.29
16,000.00	SAFEWAY INC	COM NEW	86/12/31-03/12/31	9/11/2003	389,108.16	679,075.20	(289,967.04)
11,000.00	SAFEWAY INC	COM NEW	86/12/31-03/12/31	1/6/2003	219,780.68	455,677.30	(235,896.62)
22,000.00	SAFEWAY INC	COM NEW	86/12/31-03/12/31	11/12/2003	437,803.65	883,556.55	(445,752.90)
10,000.00	SCHERING PLOUGH CORP	COM	86/12/31-03/12/31	2/26/2003	174,994.72	233,057.00	(58,062.28)
10,500.00	SCHERING PLOUGH CORP	COM	86/12/31-03/12/31	6/19/2003	209,576.47	244,709.85	(35,133.38)
14,500.00	SCHERING PLOUGH CORP	COM	86/12/31-03/12/31	6/23/2003	277,197.99	337,932.65	(60,734.66)
38,000.00	SCHERING PLOUGH CORP	COM	86/12/31-03/12/31	7/29/2003	648,808.14	852,788.40	(203,980.26)
8,500.00	SCHERING PLOUGH CORP	COM	86/12/31-03/12/31	8/4/2003	139,727.49	184,875.00	(45,147.51)
9,000.00	SCHERING PLOUGH CORP	COM	86/12/31-03/12/31	8/5/2003	147,388.78	180,952.25	(33,563.47)
10,500.00	SCHERING PLOUGH CORP	COM	86/12/31-03/12/31	8/18/2003	168,827.67	200,124.75	(31,296.88)
30,000.00	SCHERING PLOUGH CORP	COM	86/12/31-03/12/31	8/19/2003	481,664.42	543,447.40	(61,782.98)
15,500.00	SPRINT CORP	COM	86/12/31-03/12/31	1/8/2003	249,246.42	294,500.00	(45,253.58)
18,000.00	SPRINT CORP	COM	86/12/31-03/12/31	1/9/2003	289,562.65	342,000.00	(52,437.35)
40,000.00	SPRINT CORP	COM	86/12/31-03/12/31	2/14/2003	478,761.52	780,000.00	(281,238.48)
11,500.00	SPRINT CORP	COM	86/12/31-03/12/31	3/25/2003	138,175.60	218,500.00	(80,324.40)
18,000.00	SPRINT CORP	COM	86/12/31-03/12/31	3/26/2003	212,347.82	242,147.10	(29,799.28)
17,000.00	SPRINT CORP	COM	86/12/31-03/12/31	3/27/2003	199,641.26	257,448.80	(57,807.54)
13,000.00	SPRINT CORP	COM	86/12/31-03/12/31	3/28/2003	153,011.33	187,015.45	(34,004.12)
10,000.00	SPRINT CORP	COM	86/12/31-03/12/31	4/14/2003	116,812.50	113,823.35	2,989.15
10,500.00	SPRINT CORP	COM	86/12/31-03/12/31	4/21/2003	117,383.43	115,430.40	1,953.03
22,000.00	SPRINT CORP	COM	86/12/31-03/12/31	4/24/2003	239,793.12	238,946.50	846.62
22,000.00	SPRINT CORP	COM	86/12/31-03/12/31	4/25/2003	240,899.69	234,968.80	5,930.89
6,000.00	TXU CORP	COM	86/12/31-03/12/31	5/29/2003	121,468.50	105,532.80	15,935.70
11,500.00	TXU CORP	COM	86/12/31-03/12/31	5/30/2003	232,556.34	191,434.75	41,121.59
8,500.00	TXU CORP	COM	86/12/31-03/12/31	8/22/2003	183,931.37	139,896.05	44,035.32
10,000.00	TELEPHONE + DATA SYS INC	COM	86/12/31-03/12/31	8/13/2003	564,113.58	931,246.30	(367,132.72)
500.00	TELEPHONE + DATA SYS INC	COM	86/12/31-03/12/31	8/22/2003	26,453.66	45,137.10	(18,683.44)
4,000.00	TELEPHONE + DATA SYS INC	COM	86/12/31-03/12/31	8/29/2003	223,801.12	360,043.20	(136,242.08)
2,000.00	TELEPHONE + DATA SYS INC	COM	86/12/31-03/12/31	8/27/2003	112,807.91	173,934.00	(61,126.09)
1,500.00	TELEPHONE + DATA SYS INC	COM	86/12/31-03/12/31	8/28/2003	84,571.58	104,454.00	(19,882.42)
1,000.00	TELEPHONE + DATA SYS INC	COM	86/12/31-03/12/31	9/3/2003	57,752.29	60,970.50	(3,218.21)
1,000.00	TELEPHONE + DATA SYS INC	COM	86/12/31-03/12/31	9/4/2003	57,526.70	60,970.50	(3,443.80)
1,000.00	TELEPHONE + DATA SYS INC	COM	86/12/31-03/12/31	9/5/2003	57,254.41	60,970.50	(3,716.09)
1,500.00	TELEPHONE + DATA SYS INC	COM	86/12/31-03/12/31	9/10/2003	86,597.09	70,168.85	16,428.24
3,500.00	TELEPHONE + DATA SYS INC	COM	86/12/31-03/12/31	9/11/2003	201,818.39	158,357.85	43,460.54
1,500.00	TELEPHONE + DATA SYS INC	COM	86/12/31-03/12/31	9/15/2003	87,632.04	66,613.85	21,018.19

THE ROCKEFELLER FOUNDATION
EMPLOYEE ID NO 13-1659629
GAIN AND LOSSES ON TAXABLE INVESTMENTS
FOR YEAR 2003

Shares/Par Value	Security Name	Security Description	Date Bought	Date Sold	Proceeds	Cost	Realized Gain/Loss
500.00	TELEPHONE + DATA SYS INC	COM	86/12/31-03/12/31	9/16/2003	28,970.99	21,995.65	6,975.34
2,500.00	TELEPHONE + DATA SYS INC	COM	86/12/31-03/12/31	9/17/2003	143,335.78	109,382.85	33,952.93
1,000.00	TELEPHONE + DATA SYS INC	COM	86/12/31-03/12/31	9/18/2003	58,176.07	41,595.60	16,580.47
500.00	TELEPHONE + DATA SYS INC	COM	86/12/31-03/12/31	9/19/2003	29,274.67	20,797.80	8,476.87
500.00	TELEPHONE + DATA SYS INC	COM	86/12/31-03/12/31	9/26/2003	28,498.66	20,797.80	7,700.86
3,000.00	TELEPHONE + DATA SYS INC	COM	86/12/31-03/12/31	10/1/2003	171,578.36	124,662.15	46,916.21
7,000.00	TEXTRON INC	COM	86/12/31-03/12/31	3/12/2003	215,886.49	280,173.90	(64,307.41)
3,500.00	TEXTRON INC	COM	86/12/31-03/12/31	8/22/2003	156,872.79	140,031.15	16,841.64
5,500.00	THERMO ELECTRON CORP	COM	86/12/31-03/12/31	8/22/2003	125,239.02	123,842.95	1,396.07
20,000.00	THERMO ELECTRON CORP	COM	86/12/31-03/12/31	9/11/2003	455,878.63	447,502.10	8,376.53
3,500.00	TRIAD HOSPS INC	COM	86/12/31-03/12/31	8/21/2003	109,333.12	92,365.00	16,968.12
10,500.00	TRIAD HOSPS INC	COM	86/12/31-03/12/31	8/22/2003	325,906.82	290,525.55	35,381.27
4,500.00	TRIAD HOSPS INC	COM	86/12/31-03/12/31	9/11/2003	144,023.39	118,755.00	25,268.39
32,500.00	TRIAD HOSPS INC	COM	86/12/31-03/12/31	10/15/2003	937,220.35	928,375.20	8,845.15
8,000.00	TRIAD HOSPS INC	COM	86/12/31-03/12/31	10/16/2003	235,560.15	250,755.90	(15,195.75)
2,000.00	TRIAD HOSPS INC	COM	86/12/31-03/12/31	10/22/2003	56,180.96	60,092.40	(3,911.44)
2,500.00	TRIAD HOSPS INC	COM	86/12/31-03/12/31	10/23/2003	70,335.45	71,650.60	(1,315.15)
3,000.00	TRIAD HOSPS INC	COM	86/12/31-03/12/31	10/24/2003	85,223.30	80,508.40	4,714.90
9,000.00	TRIAD HOSPS INC	COM	86/12/31-03/12/31	11/4/2003	266,590.90	239,040.30	27,550.60
1,500.00	TRIAD HOSPS INC	COM	86/12/31-03/12/31	11/7/2003	44,392.36	38,934.45	5,457.91
3,000.00	TRIAD HOSPS INC	COM	86/12/31-03/12/31	11/10/2003	87,512.19	77,868.90	9,643.29
3,500.00	TRIAD HOSPS INC	COM	86/12/31-03/12/31	11/11/2003	101,386.74	90,847.05	10,539.69
6,500.00	TYCO INTL LTD	NEW COM	86/12/31-03/12/31	1/28/2003	103,905.21	118,282.45	(14,377.24)
15,000.00	TYCO INTL LTD	NEW COM	86/12/31-03/12/31	4/14/2003	194,084.88	255,591.25	(61,506.37)
7,500.00	TYCO INTL LTD	NEW COM	86/12/31-03/12/31	5/29/2003	134,620.93	121,417.50	13,203.43
18,000.00	TYCO INTL LTD	NEW COM	86/12/31-03/12/31	8/22/2003	324,363.98	254,988.70	69,375.28
10,000.00	TYCO INTL LTD	NEW COM	86/12/31-03/12/31	9/11/2003	201,992.52	155,620.60	46,371.92
11,000.00	US BANCORP DEL	COM NEW	86/12/31-03/12/31	1/30/2003	227,606.23	239,675.85	(12,069.62)
17,000.00	US BANCORP DEL	COM NEW	86/12/31-03/12/31	1/31/2003	354,825.19	344,161.80	10,663.39
5,000.00	US BANCORP DEL	COM NEW	86/12/31-03/12/31	3/10/2003	100,344.47	99,284.50	1,059.97
15,500.00	US BANCORP DEL	COM NEW	86/12/31-03/12/31	3/11/2003	304,286.81	305,392.75	(1,105.94)
12,000.00	US BANCORP DEL	COM NEW	86/12/31-03/12/31	3/12/2003	224,568.42	235,172.10	(10,603.68)
11,500.00	US BANCORP DEL	COM NEW	86/12/31-03/12/31	3/14/2003	222,657.43	224,788.20	(2,130.77)
13,500.00	US BANCORP DEL	COM NEW	86/12/31-03/12/31	3/17/2003	263,333.85	268,270.55	(4,936.70)
1,000.00	WATSON PHARMACEUTICALS INC	COM	86/12/31-03/12/31	6/19/2003	41,140.87	30,366.90	10,773.97
4,500.00	WATSON PHARMACEUTICALS INC	COM	86/12/31-03/12/31	7/8/2003	187,791.05	136,651.05	51,140.00
6,000.00	WATSON PHARMACEUTICALS INC	COM	86/12/31-03/12/31	7/9/2003	252,675.76	178,663.60	73,812.16
4,500.00	WATSON PHARMACEUTICALS INC	COM	86/12/31-03/12/31	8/22/2003	176,151.89	134,147.70	42,004.19
15,000.00	WATSON PHARMACEUTICALS INC	COM	86/12/31-03/12/31	9/11/2003	652,197.94	441,407.70	210,790.24
500.00	WATSON PHARMACEUTICALS INC	COM	86/12/31-03/12/31	10/29/2003	19,285.44	14,602.60	4,682.84
4,000.00	WATSON PHARMACEUTICALS INC	COM	86/12/31-03/12/31	12/8/2003	188,751.55	116,820.80	71,930.75
5,500.00	ENDURANCE SPECIALTY HOLDINGS	SHS	86/12/31-03/12/31	7/15/2003	172,382.81	127,017.00	45,365.81
7,000.00	ENDURANCE SPECIALTY HOLDINGS	SHS	86/12/31-03/12/31	8/6/2003	210,270.14	161,000.00	49,270.14
4,500.00	ENDURANCE SPECIALTY HOLDINGS	SHS	86/12/31-03/12/31	8/19/2003	126,515.62	103,500.00	23,015.62
5,000.00	ENDURANCE SPECIALTY HOLDINGS	SHS	86/12/31-03/12/31	8/20/2003	138,293.51	115,000.00	23,293.51
10,500.00	WEATHERFORD INTL LTD	COMMON STOCK	86/12/31-03/12/31	11/12/2003	339,752.52	407,989.35	(68,236.83)
3,500.00	WEATHERFORD INTL LTD	COMMON STOCK	86/12/31-03/12/31	11/19/2003	112,053.90	135,334.05	(23,280.15)
9,500.00	BROOKFIELD HOMES CORP	COM	86/12/31-03/12/31	1/8/2003	90,481.00	89,537.50	923.50
2,360.00	BROOKFIELD HOMES CORP	COM	86/12/31-03/12/31	1/9/2003	23,288.48	22,243.00	1,045.48
13,900.00	BROOKFIELD PPTYS CORP	COM	86/12/31-03/12/31	2/25/2003	262,158.59	272,245.48	(10,086.89)
16,400.00	BROOKFIELD PPTYS CORP	COM	86/12/31-03/12/31	4/30/2003	339,206.59	330,590.38	8,616.21
400.00	BROOKFIELD PPTYS CORP	COM	86/12/31-03/12/31	5/1/2003	8,224.13	8,056.96	167.17
500.00	BROOKFIELD PPTYS CORP	COM	86/12/31-03/12/31	5/2/2003	10,293.11	10,071.20	221.91
300.00	BROOKFIELD PPTYS CORP	COM	86/12/31-03/12/31	5/5/2003	6,189.72	6,042.72	147.00
10,700.00	BROOKFIELD PPTYS CORP	COM	86/12/31-03/12/31	5/6/2003	220,851.54	214,240.78	6,610.76
36,000.00	BROOKFIELD PPTYS CORP	COM	86/12/31-03/12/31	6/8/2003	794,160.00	665,796.64	128,363.36
5,100.00	HILTON HOTELS CORP	COM	86/12/31-03/12/31	3/21/2003	64,979.17	62,276.83	2,702.34
5,400.00	HILTON HOTELS CORP	COM	86/12/31-03/12/31	3/24/2003	64,384.18	64,380.04	4.14
12,500.00	HILTON HOTELS CORP	COM	86/12/31-03/12/31	3/25/2003	144,312.59	147,448.22	(3,135.63)
500.00	HILTON HOTELS CORP	COM	86/12/31-03/12/31	3/26/2003	5,710.60	5,818.40	(107.80)
4,200.00	HILTON HOTELS CORP	COM	86/12/31-03/12/31	3/26/2003	47,969.08	48,874.56	(905.48)
3,500.00	HILTON HOTELS CORP	COM	86/12/31-03/12/31	4/15/2003	45,287.87	44,392.60	895.27
8,400.00	HILTON HOTELS CORP	COM	86/12/31-03/12/31	5/2/2003	109,110.86	109,504.26	(393.40)
1,400.00	HILTON HOTELS CORP	COM	86/12/31-03/12/31	5/20/2003	18,507.82	17,750.74	757.08
28,600.00	HILTON HOTELS CORP	COM	86/12/31-03/12/31	6/6/2003	406,692.00	329,859.82	76,832.18
9,600.00	AOL TIME WARNER INC	COM	86/12/31-03/12/31	1/8/2003	134,789.52	337,899.94	(203,110.42)
7,100.00	AOL TIME WARNER INC	COM	86/12/31-03/12/31	1/7/2003	99,964.97	238,873.75	(138,908.78)
8,900.00	AOL TIME WARNER INC	COM	86/12/31-03/12/31	1/23/2003	128,259.36	289,298.69	(161,039.33)
1,800.00	AMERICAN INTL GROUP INC	COM	86/12/31-03/12/31	6/2/2003	104,983.50	157,934.16	(52,950.66)
3,800.00	AMERICAN INTL GROUP INC	COM	86/12/31-03/12/31	7/14/2003	221,097.58	327,936.56	(106,838.98)
1,800.00	AMERICAN INTL GROUP INC	COM	86/12/31-03/12/31	7/16/2003	107,238.97	153,701.52	(46,462.55)
1,800.00	AMERICAN INTL GROUP INC	COM	86/12/31-03/12/31	7/17/2003	107,004.98	152,650.22	(45,645.24)
3,400.00	AMERICAN INTL GROUP INC	COM	86/12/31-03/12/31	7/22/2003	205,750.54	286,415.54	(80,665.00)
2,500.00	AMERICAN INTL GROUP INC	COM	86/12/31-03/12/31	7/24/2003	154,906.24	209,120.34	(54,214.10)
1,800.00	AMERICAN INTL GROUP INC	COM	86/12/31-03/12/31	7/25/2003	112,947.94	149,176.64	(36,228.70)
1,800.00	AMERICAN INTL GROUP INC	COM	86/12/31-03/12/31	9/10/2003	108,707.52	148,192.68	(39,485.16)
900.00	AMERICAN INTL GROUP INC	COM	86/12/31-03/12/31	9/17/2003	53,998.91	73,942.02	(19,943.11)
900.00	AMERICAN INTL GROUP INC	COM	86/12/31-03/12/31	9/18/2003	54,147.85	73,942.02	(19,794.17)
3,800.00	AMERICAN INTL GROUP INC	COM	86/12/31-03/12/31	12/9/2003	227,173.49	307,543.54	(80,370.05)
3,400.00	AMERICAN INTL GROUP INC	COM	86/12/31-03/12/31	12/10/2003	201,655.43	246,596.37	(44,940.94)
3,800.00	AMERICAN INTL GROUP INC	COM	86/12/31-03/12/31	12/18/2003	243,804.58	257,332.10	(13,527.52)
3,600.00	AMERICAN INTL GROUP INC	COM	86/12/31-03/12/31	12/17/2003	229,021.27	236,552.66	(7,531.39)
5,700.00	AMGEN INC	COM	86/12/31-03/12/31	2/7/2003	295,247.11	325,919.48	(30,672.37)
1,800.00	AMGEN INC	COM	86/12/31-03/12/31	2/11/2003	95,781.95	101,968.14	(6,186.19)
1,400.00	AMGEN INC	COM	86/12/31-03/12/31	2/19/2003	75,041.79	79,527.42	(4,485.63)

THE ROCKEFELLER FOUNDATION
EMPLOYEE ID NO 13-1659629
GAIN AND LOSSES ON TAXABLE INVESTMENTS
FOR YEAR 2003

Shares/Par Value	Security Name	Security Description	Date Bought	Date Sold	Proceeds	Cost	Realized Gain/Loss
1,800 00	AMGEN INC	COM	86/12/31-03/12/31	2/19/2003	101,634 96	107,930 07	(6,295 11)
1,800 00	AMGEN INC	COM	86/12/31-03/12/31	3/3/2003	98,233 84	96,381 06	1,852 78
3,800 00	AMGEN INC	COM	86/12/31-03/12/31	7/15/2003	272,284 60	194,202 37	78,082 23
1,500 00	AMGEN INC	COM	86/12/31-03/12/31	7/15/2003	107,086 88	72,502 66	34,584 22
1,500 00	AMGEN INC	COM	86/12/31-03/12/31	7/23/2003	104,454 20	70,846 50	33,607 70
3,600 00	AMGEN INC	COM	86/12/31-03/12/31	12/17/2003	219,370 84	165,360 30	54,010 54
1,600 00	ANHEUSER BUSCH COS INC	COM	86/12/31-03/12/31	2/13/2003	76,107 62	77,946 72	(1,839 10)
4,200 00	ANHEUSER BUSCH COS INC	COM	86/12/31-03/12/31	7/15/2003	212,260 99	219,353 04	(7,092 05)
1,200 00	ANHEUSER BUSCH COS INC	COM	86/12/31-03/12/31	9/12/2003	81,221 13	81,755 48	(534 35)
1,200 00	ANHEUSER BUSCH COS INC	COM	86/12/31-03/12/31	9/26/2003	60,439 96	61,627 80	(1,187 84)
1,100 00	ANHEUSER BUSCH COS INC	COM	86/12/31-03/12/31	9/29/2003	55,384 16	56 433 63	(1,049 47)
2,200 00	ANHEUSER BUSCH COS INC	COM	86/12/31-03/12/31	10/8/2003	110,875 78	116,123 04	(5,147 26)
2,200 00	ANHEUSER BUSCH COS INC	COM	86/12/31-03/12/31	11/7/2003	112,810 71	116,123 04	(3,312 33)
2,100 00	ANHEUSER BUSCH COS INC	COM	86/12/31-03/12/31	11/18/2003	110,454 82	109,002 03	1,452 79
3,600 00	ANHEUSER BUSCH COS INC	COM	86/12/31-03/12/31	12/11/2003	188,494 72	176,825 69	11,668 83
1,800 00	ANHEUSER BUSCH COS INC	COM	86/12/31-03/12/31	12/15/2003	94,270 94	87,020 16	7,250 78
10,500 00	APPLIED MATERIALS INC	COM	86/12/31-03/12/31	8/20/2003	210,272 58	189,061 25	21,211 33
4,800 00	APPLIED MATERIALS INC	COM	86/12/31-03/12/31	12/17/2003	103,725 05	83,290 20	20,434 85
1,800 00	AVON PRODS INC	COM	86/12/31-03/12/31	2/4/2003	90,892 58	101,710 08	(10,817 50)
1,200 00	AVON PRODS INC	COM	86/12/31-03/12/31	8/27/2003	74,398 51	67,490 70	6,907 81
3,100 00	AVON PRODS INC	COM	86/12/31-03/12/31	12/17/2003	198,439 68	173,222 27	25,217 41
3,400 00	BAXTER INTL INC	COM	86/12/31-03/12/31	2/11/2003	90,961 53	163,625 77	(72,664 24)
4,200 00	BAXTER INTL INC	COM	86/12/31-03/12/31	2/27/2003	117,918 16	231,338 08	(113,419 92)
3,400 00	BAXTER INTL INC	COM	86/12/31-03/12/31	3/3/2003	98,106 42	172,085 83	(73,979 41)
5,200 00	BAXTER INTL INC	COM	86/12/31-03/12/31	3/4/2003	150,143 91	281,812 45	(111,668 54)
5,300 00	BAXTER INTL INC	COM	86/12/31-03/12/31	3/13/2003	116,280 08	189,346 83	(53,066 75)
2,900 00	BED BATH + BEYOND INC	COM	86/12/31-03/12/31	2/13/2003	90,593 26	82,723 37	7,869 89
2,000 00	BEST BUY CO INC	COM STK USD0 10	86/12/31-03/12/31	10/13/2003	108,294 92	106,546 20	1,748 72
2,100 00	BEST BUY CO INC	COM STK USD0 10	86/12/31-03/12/31	10/22/2003	112,537 29	111,873 51	663 78
2,000 00	BEST BUY CO INC	COM STK USD0 10	86/12/31-03/12/31	10/23/2003	109,025 89	101,100 00	7,925 89
2,600 00	BEST BUY CO INC	COM STK USD0 10	86/12/31-03/12/31	10/24/2003	140,229 11	130,938 30	9,290 81
6,400 00	BOEING CO	COM	86/12/31-03/12/31	7/31/2003	210,123 90	222,895 66	(12,671 76)
4,500 00	BOSTON SCIENTIFIC CORP	COM	86/12/31-03/12/31	5/6/2003	210,263 44	203,221 80	7,041 64
2,100 00	BOSTON SCIENTIFIC CORP	COM	86/12/31-03/12/31	5/12/2003	100,690 70	82,160 62	18,530 08
2,100 00	BOSTON SCIENTIFIC CORP	COM	86/12/31-03/12/31	5/28/2003	105,347 86	91,303 59	14,044 27
2,700 00	BOSTON SCIENTIFIC CORP	COM	86/12/31-03/12/31	5/30/2003	139,868 02	116,648 82	23,219 20
4,400 00	BOSTON SCIENTIFIC CORP	COM	86/12/31-03/12/31	6/4/2003	238,853 88	189,207 70	50,646 18
2,900 00	BOSTON SCIENTIFIC CORP	COM	86/12/31-03/12/31	6/5/2003	165,163 21	123 727 48	41 435 73
1,100 00	BOSTON SCIENTIFIC CORP	COM	86/12/31-03/12/31	6/6/2003	63,181 04	46,553 21	16 627 83
1,600 00	BOSTON SCIENTIFIC CORP	COM	86/12/31-03/12/31	6/6/2003	90,246 65	67,713 76	22 532 89
4,000 00	BOSTON SCIENTIFIC CORP	COM	86/12/31-03/12/31	6/12/2003	245,334 50	168,323 44	77,011 06
3,200 00	BOSTON SCIENTIFIC CORP	COM	86/12/31-03/12/31	9/30/2003	204,851 20	203,751 04	1,100 16
1,700 00	BOSTON SCIENTIFIC CORP	COM	86/12/31-03/12/31	9/30/2003	108,827 20	113,597 23	(4,770 03)
1,600 00	BOSTON SCIENTIFIC CORP	COM	86/12/31-03/12/31	10/1/2003	104,155 12	99,329 76	4,825 36
400 00	BOSTON SCIENTIFIC CORP	COM	86/12/31-03/12/31	10/22/2003	25,710 79	24,753 96	956 83
1,700 00	BOSTON SCIENTIFIC CORP	COM	86/12/31-03/12/31	10/29/2003	113,842 22	105,204 33	8,637 89
1,600 00	BOSTON SCIENTIFIC CORP	COM	86/12/31-03/12/31	10/30/2003	108,365 96	97,322 76	11,043 20
1,600 00	BOSTON SCIENTIFIC CORP	COM	86/12/31-03/12/31	11/5/2003	110,008 92	95,332 82	14,676 10
3,100 00	BOSTON SCIENTIFIC CORP	COM	86/12/31-03/12/31	12/17/2003	109,579 86	64,588 53	44,991 33
1,800 00	BOSTON SCIENTIFIC CORP	COM	86/12/31-03/12/31	12/17/2003	62,187 08	36,972 00	25,215 08
5,600 00	BOSTON SCIENTIFIC CORP	COM	86/12/31-03/12/31	12/22/2003	194,228 57	166,125 68	28,102 89
3,300 00	BOSTON SCIENTIFIC CORP	COM	86/12/31-03/12/31	12/24/2003	114,177 61	68,113 41	46,064 20
3,300 00	BOSTON SCIENTIFIC CORP	COM	86/12/31-03/12/31	12/24/2003	114,343 27	94,995 38	19,347 89
2,800 00	BOSTON SCIENTIFIC CORP	COM	86/12/31-03/12/31	12/26/2003	98,417 06	57,101 38	41,315 68
2,700 00	BOSTON SCIENTIFIC CORP	COM	86/12/31-03/12/31	12/29/2003	95,450 51	55,062 05	40,388 46
2,700 00	BOSTON SCIENTIFIC CORP	COM	86/12/31-03/12/31	12/29/2003	97,100 87	54,543 34	42,557 53
2,400 00	BOSTON SCIENTIFIC CORP	COM	86/12/31-03/12/31	12/30/2003	87,100 31	47,986 44	39,113 87
3,100 00	BROADCOM CORP	CL A	86/12/31-03/12/31	12/17/2003	100,032 31	93,806 00	6,226 31
1,800 00	CAPITAL ONE FINL CORP	COM	86/12/31-03/12/31	1/8/2003	86,650 94	83,327 00	3 323 94
1,600 00	CARDINAL HEALTH INC	COM	86/12/31-03/12/31	1/24/2003	93,037 19	107,679 70	(14 642 51)
3,300 00	CARDINAL HEALTH INC	COM	86/12/31-03/12/31	1/29/2003	187,929 33	220 189 59	(32,260 26)
4,000 00	CARDINAL HEALTH INC	COM	86/12/31-03/12/31	1/29/2003	232,097 40	259 423 79	(27,326 39)
800 00	CARDINAL HEALTH INC	COM	86/12/31-03/12/31	2/21/2003	47,166 17	51,516 00	(4,349 83)
3,200 00	CARDINAL HEALTH INC	COM	86/12/31-03/12/31	4/23/2003	173,274 76	227,151 08	(53 876 32)
4,400 00	CARDINAL HEALTH INC	COM	86/12/31-03/12/31	4/24/2003	234,088 83	289,184 84	(55,096 01)
1,800 00	CARDINAL HEALTH INC	COM	86/12/31-03/12/31	4/29/2003	98 749 31	115,960 69	(17,211 38)
1,800 00	CARDINAL HEALTH INC	COM	86/12/31-03/12/31	4/30/2003	99,622 27	121,730 32	(22,108 05)
1,761 00	CARDINAL HEALTH INC	COM	86/12/31-03/12/31	7/31/2003	100,004 28	114,553 05	(14,548 76)
893 00	CARDINAL HEALTH INC	COM	86/12/31-03/12/31	7/31/2003	49,844 99	56,089 65	(6 444 66)
283 00	CARDINAL HEALTH INC	COM	86/12/31-03/12/31	8/1/2003	14,641 99	16,920 95	(2,278 96)
946 00	CARDINAL HEALTH INC	COM	86/12/31-03/12/31	8/1/2003	52 666 65	80,023 70	(7,357 05)
1,255 00	CARDINAL HEALTH INC	COM	86/12/31-03/12/31	8/4/2003	70,942 70	79,629 75	(8,687 05)
615 00	CARDINAL HEALTH INC	COM	86/12/31-03/12/31	8/6/2003	34,795 01	39,021 75	(4,226 74)
1,367 00	CARDINAL HEALTH INC	COM	86/12/31-03/12/31	8/7/2003	77 959 67	86,738 15	(8,777 48)
6,900 00	CISCO SYS INC	COM	86/12/31-03/12/31	1/7/2003	99 632 98	148,528 63	(48,895 65)
21,800 00	CISCO SYS INC	COM	86/12/31-03/12/31	12/17/2003	518,497 40	451,382 71	67,114 69
5,000 00	CITIGROUP INC	COM	86/12/31-03/12/31	3/13/2003	164,860 03	228,218 58	(63,358 55)
2,900 00	CITIGROUP INC	COM	86/12/31-03/12/31	3/18/2003	99,993 33	132,366 78	(32,373 45)
4,800 00	CITIGROUP INC	COM	86/12/31-03/12/31	3/20/2003	167 695 42	219,089 84	(51,394 42)
12,200 00	CITIGROUP INC	COM	86/12/31-03/12/31	5/7/2003	486,513 19	556,853 33	(70,340 14)
2,800 00	CITIGROUP INC	COM	86/12/31-03/12/31	5/27/2003	104 349 75	118,673 66	(14,323 91)
2,800 00	CITIGROUP INC	COM	86/12/31-03/12/31	5/28/2003	114,761 30	127,802 40	(13,041 10)
4,700 00	CITIGROUP INC	COM	86/12/31-03/12/31	5/14/2003	223,239 54	214,525 46	8,714 08
5,800 00	CITIGROUP INC	COM	86/12/31-03/12/31	11/10/2003	278,144 52	264,733 55	13,410 97
10 600 00	CITIGROUP INC	COM	86/12/31-03/12/31	12/17/2003	504,962 46	483 623 39	21,339 07

THE ROCKEFELLER FOUNDATION
EMPLOYEE ID NO 13-1859629
GAIN AND LOSSES ON TAXABLE INVESTMENTS
FOR YEAR 2003

Shares/Par Value	Security Name	Security Description	Date Bought	Date Sold	Proceeds	Cost	Realized Gain/Loss
2,600 00	CLEAR CHANNEL COMMUNICATIONS	COM	86/12/31-03/12/31	11/7/2003	111,743 02	105,622 92	6,120 10
2,600 00	CLEAR CHANNEL COMMUNICATIONS	COM	86/12/31-03/12/31	11/20/2003	187,542 92	105,300 42	2,242 50
7,300 00	CLEAR CHANNEL COMMUNICATIONS	COM	86/12/31-03/12/31	12/17/2003	328,097 72	291,109 87	36,987 85
1,800 00	COLGATE PALMOLIVE CO	COM	86/12/31-03/12/31	2/4/2003	91,371 54	104,327 67	(12,956 13)
1,200 00	COLGATE PALMOLIVE CO	COM	86/12/31-03/12/31	2/4/2003	61,738 13	68,807 45	(7,069 32)
2,000 00	COLGATE PALMOLIVE CO	COM	86/12/31-03/12/31	8/28/2003	107,493 78	113,807 00	(6,313 24)
1,900 00	COLGATE PALMOLIVE CO	COM	86/12/31-03/12/31	8/27/2003	105,169 00	103,791 05	1,377 95
4,000 00	COLGATE PALMOLIVE CO	COM	86/12/31-03/12/31	9/24/2003	222,508 37	208,469 84	14,038 53
2,000 00	COLGATE PALMOLIVE CO	COM	86/12/31-03/12/31	10/22/2003	115,086 80	108,100 00	6,986 80
2,000 00	COLGATE PALMOLIVE CO	COM	86/12/31-03/12/31	10/22/2003	115,086 80	108,100 00	6,986 80
6,500 00	COLGATE PALMOLIVE CO	COM	86/12/31-03/12/31	10/28/2003	329,539 76	271,099 36	58,440 40
3,700 00	COMCAST CORP NEW	CL A SPL	86/12/31-03/12/31	8/15/2003	103,907 40	108,535 06	(4,627 66)
5,800 00	COMCAST CORP NEW	CL A SPL	86/12/31-03/12/31	9/9/2003	170,124 58	160,830 26	9,494 32
7,200 00	COMCAST CORP NEW	CL A SPL	86/12/31-03/12/31	9/16/2003	212,942 25	180,776 00	32,166 25
13,700 00	COMCAST CORP NEW	CL A SPL	86/12/31-03/12/31	12/17/2003	411,185 67	343,976 56	67,189 11
16,100 00	DELL INC	COM	86/12/31-03/12/31	12/17/2003	534,391 91	461,967 46	72,424 45
8,000 00	EMC CORP	COM	86/12/31-03/12/31	10/2/2003	103,595 13	107,323 40	(3,728 27)
8,100 00	EMC CORP	COM	86/12/31-03/12/31	10/6/2003	109,429 90	108,512 01	2,917 89
15,300 00	EMC CORP	COM	86/12/31-03/12/31	12/17/2003	188,447 36	207,315 00	(18,867 64)
400 00	EBAY INC	COM	86/12/31-03/12/31	9/24/2003	22,012 36	22,122 68	(110 32)
3,400 00	EBAY INC	COM	86/12/31-03/12/31	9/24/2003	189,965 42	188,123 87	1,841 55
900 00	EBAY INC	COM	86/12/31-03/12/31	10/9/2003	54,085 83	49,776 03	4,309 80
1,000 00	EBAY INC	COM	86/12/31-03/12/31	12/9/2003	55,097 41	58,456 40	(3,358 99)
6,100 00	EBAY INC	COM	86/12/31-03/12/31	12/17/2003	347,733 73	348,522 65	(788 92)
1,600 00	EBAY INC	COM	86/12/31-03/12/31	12/22/2003	99,530 53	89,406 54	10,123 99
800 00	EBAY INC	COM	86/12/31-03/12/31	12/22/2003	49,918 86	44,159 44	5,759 42
4,800 00	ECHOSTAR COMMUNICATIONS CORP N	CL A	86/12/31-03/12/31	5/6/2003	154,239 81	119,998 69	34,241 12
3,400 00	ECHOSTAR COMMUNICATIONS CORP N	CL A	86/12/31-03/12/31	6/23/2003	120,001 11	106,234 70	13,766 41
1,100 00	ELECTRONIC ARTS INC	COM	86/12/31-03/12/31	11/14/2003	111,428 30	108,882 51	2,545 79
2,500 00	ELECTRONIC ARTS INC	COM	86/12/31-03/12/31	12/16/2003	110,894 80	122,808 10	(12,013 30)
3,200 00	ELECTRONIC ARTS INC	COM	86/12/31-03/12/31	12/17/2003	141,209 38	156,246 37	(15,036 99)
4,700 00	FAMILY DLR STORES INC	COM	86/12/31-03/12/31	12/8/2003	163,373 74	196,060 78	(32,687 04)
3,800 00	FAMILY DLR STORES INC	COM	86/12/31-03/12/31	12/8/2003	132,289 65	158,024 52	(25,734 87)
3,200 00	FEDERAL HOME LN MTG CORP	COM	86/12/31-03/12/31	1/6/2003	200,650 59	208,128 00	(7,477 41)
1,000 00	FEDERAL HOME LN MTG CORP	COM	86/12/31-03/12/31	1/7/2003	62,478 01	65,040 00	(2,561 99)
1,700 00	FEDERAL HOME LN MTG CORP	COM	86/12/31-03/12/31	5/16/2003	104,035 12	110,482 71	(6,447 59)
1,300 00	FEDERAL HOME LN MTG CORP	COM	86/12/31-03/12/31	5/28/2003	77,545 65	83,407 22	(5,861 57)
3,800 00	FEDERAL HOME LN MTG CORP	COM	86/12/31-03/12/31	6/6/2003	216,036 32	230,601 86	(14,565 54)
1,700 00	FEDERAL HOME LN MTG CORP	COM	86/12/31-03/12/31	6/10/2003	85,262 22	108,355 11	(23,092 89)
1,900 00	FEDERAL HOME LN MTG CORP	COM	86/12/31-03/12/31	6/10/2003	95,619 29	119,869 11	(24,249 82)
10,900 00	FEDERAL HOME LN MTG CORP	COM	86/12/31-03/12/31	6/11/2003	548,878 66	683,876 39	(134,997 73)
12,500 00	FEDERAL HOME LN MTG CORP	COM	86/12/31-03/12/31	6/11/2003	629,448 00	789,333 43	(159,885 43)
5,800 00	FEDERAL HOME LN MTG CORP	COM	86/12/31-03/12/31	6/12/2003	273,113 84	337,692 00	(64,578 16)
11,200 00	FEDERAL HOME LN MTG CORP	COM	86/12/31-03/12/31	6/12/2003	527,603 91	665,084 30	(137,480 39)
4,400 00	FEDERAL HOME LN MTG CORP	COM	86/12/31-03/12/31	6/12/2003	207,382 08	255,876 74	(48,494 66)
1,500 00	FEDERAL NATL MTG ASSN	COM	86/12/31-03/12/31	1/3/2003	101,141 05	122,032 56	(20,891 51)
1,400 00	FEDERAL NATL MTG ASSN	COM	86/12/31-03/12/31	5/16/2003	104,877 34	113,424 36	(8,547 02)
300 00	FEDERAL NATL MTG ASSN	COM	86/12/31-03/12/31	5/28/2003	22,259 22	23,934 96	(1,675 74)
2,600 00	FEDERAL NATL MTG ASSN	COM	86/12/31-03/12/31	6/10/2003	179,377 03	203,555 64	(24,178 61)
2,200 00	FEDERAL NATL MTG ASSN	COM	86/12/31-03/12/31	9/2/2003	148,845 12	168,712 12	(22,067 00)
1,600 00	FEDERAL NATL MTG ASSN	COM	86/12/31-03/12/31	9/3/2003	109,720 62	121,839 61	(12,118 99)
1,600 00	FEDERAL NATL MTG ASSN	COM	86/12/31-03/12/31	9/15/2003	109,026 09	121,583 64	(12,557 55)
2,700 00	FEDERAL NATL MTG ASSN	COM	86/12/31-03/12/31	9/25/2003	185,672 73	204,166 30	(18,493 57)
1,600 00	FEDERAL NATL MTG ASSN	COM	86/12/31-03/12/31	9/26/2003	109,374 07	118,573 76	(9,199 69)
1,600 00	FEDERAL NATL MTG ASSN	COM	86/12/31-03/12/31	10/1/2003	113,102 70	118,770 42	(5,667 72)
1,500 00	FEDERAL NATL MTG ASSN	COM	86/12/31-03/12/31	10/24/2003	110,637 81	105,213 51	5,424 30
3,300 00	FEDERAL NATL MTG ASSN	COM	86/12/31-03/12/31	12/17/2003	231,220 17	229,260 24	1,959 93
1,400 00	FEDERAL NATL MTG ASSN	COM	86/12/31-03/12/31	12/19/2003	97,995 83	97,261 92	733 91
1,300 00	FEDERAL NATL MTG ASSN	COM	86/12/31-03/12/31	12/22/2003	94,531 57	84,071 00	10,460 57
1,400 00	FEDERAL NATL MTG ASSN	COM	86/12/31-03/12/31	12/22/2003	99,875 33	92,459 12	7,416 21
1,500 00	FEDERAL NATL MTG ASSN	COM	86/12/31-03/12/31	12/26/2003	109,249 63	97,005 00	12,244 63
1,300 00	FEDERAL NATL MTG ASSN	COM	86/12/31-03/12/31	12/29/2003	96,851 18	92,512 52	4,338 66
13,500 00	FEDEX CORP	COM	86/12/31-03/12/31	11/21/2003	947,948 53	992,393 18	(44,444 65)
6,500 00	FIRST DATA CORP	COM	86/12/31-03/12/31	10/20/2003	236,260 01	269,952 66	(33,692 65)
12,000 00	FIRST DATA CORP	COM	86/12/31-03/12/31	10/21/2003	435,067 19	477,261 36	(42,194 17)
6,000 00	FIRST DATA CORP	COM	86/12/31-03/12/31	10/21/2003	216,828 84	240,812 48	(24,183 64)
3,000 00	FIRST DATA CORP	COM	86/12/31-03/12/31	10/23/2003	108,485 11	118,218 38	(9,733 27)
1,200 00	FIRST DATA CORP	COM	86/12/31-03/12/31	10/23/2003	44,397 91	44,869 20	(471 29)
3,200 00	FIRST DATA CORP	COM	86/12/31-03/12/31	10/23/2003	116,856 28	119,761 40	(2,905 12)
1,800 00	FIRST DATA CORP	COM	86/12/31-03/12/31	10/24/2003	66,038 54	65,966 40	72 14
2,800 00	FIRST DATA CORP	COM	86/12/31-03/12/31	10/27/2003	92,489 62	91,421 20	1,068 42
2,600 00	FIRST DATA CORP	COM	86/12/31-03/12/31	10/28/2003	92,972 42	89,654 96	3,317 46
600 00	FIRST DATA CORP	COM	86/12/31-03/12/31	10/29/2003	21,379 51	20,539 44	840 07
1,700 00	FIRST DATA CORP	COM	86/12/31-03/12/31	10/30/2003	59,830 48	58,195 08	1,635 40
1,800 00	FOREST LABS INC	COM	86/12/31-03/12/31	2/28/2003	89,759 15	94,254 21	(4,495 06)
1,300 00	GANNETT INC	COM	86/12/31-03/12/31	1/7/2003	97,783 05	98,345 13	(562 08)
1,300 00	GANNETT INC	COM	86/12/31-03/12/31	1/7/2003	97,672 16	97,867 89	(195 73)
1,200 00	GANNETT INC	COM	86/12/31-03/12/31	2/6/2003	87,927 11	90,302 88	(2,375 77)
1,000 00	GANNETT INC	COM	86/12/31-03/12/31	10/10/2003	80,709 02	75,252 40	5,456 62
400 00	GANNETT INC	COM	86/12/31-03/12/31	10/13/2003	32,296 36	30,100 96	2,195 40
1,200 00	GANNETT INC	COM	86/12/31-03/12/31	11/18/2003	102,522 47	85,542 74	16,979 73
900 00	GANNETT INC	COM	86/12/31-03/12/31	12/17/2003	78,507 28	63,832 50	14,674 78
1,400 00	GENENTECH INC	COM	86/12/31-03/12/31	7/7/2003	104,841 64	97,553 54	7,288 10
1,900 00	GENENTECH INC	COM	86/12/31-03/12/31	7/8/2003	146,029 06	132,394 09	13,634 97
11,900 00	GENERAL ELEC CO	COM	86/12/31-03/12/31	11/13/2003	304,883 08	584,919 52	(280,036 44)

THE ROCKEFELLER FOUNDATION
EMPLOYEE ID NO 13-1659629
GAIN AND LOSSES ON TAXABLE INVESTMENTS
FOR YEAR 2003

Shares/Par Value	Security Name	Security Description	Date Bought	Date Sold	Proceeds	Cost	Realized Gain/Loss
2,600 00	GENERAL ELEC CO	COM	86/12/31-03/12/31	2/20/2003	60,497 05	127,418 64	(66,918 59)
1 400 00	GENERAL ELEC CO	COM	86/12/31-03/12/31	3/13/2003	34,895 06	68,608 98	(33,713 90)
2,500 00	GENERAL ELEC CO	COM	86/12/31-03/12/31	3/14/2003	83 113 09	122,274 50	(59,161 41)
6,600 00	GENERAL ELEC CO	COM	86/12/31-03/12/31	4/8/2003	184,208 58	322,725 80	(138,517 22)
4,900 00	GENERAL ELEC CO	COM	86/12/31-03/12/31	4/21/2003	137,487 55	239,293 18	(101,805 63)
3,700 00	GENERAL ELEC CO	COM	86/12/31-03/12/31	6/3/2003	106,819 91	179,368 59	(72,548 68)
7,700 00	GENERAL ELEC CO	COM	86/12/31-03/12/31	6/4/2003	225,517 80	363,926 87	(138,409 07)
3,800 00	GENERAL ELEC CO	COM	86/12/31-03/12/31	6/6/2003	108,985 97	188,683 56	(59,697 59)
6,700 00	GENERAL ELEC CO	COM	86/12/31-03/12/31	6/6/2003	202,330 51	312,969 72	(110,639 21)
600 00	GENERAL ELEC CO	COM	86/12/31-03/12/31	6/6/2003	16,174 22	28,270 28	(10,096 04)
3,600 00	GENERAL ELEC CO	COM	86/12/31-03/12/31	6/23/2003	107,544 23	184,697 24	(57,153 01)
3,400 00	GENERAL ELEC CO	COM	86/12/31-03/12/31	6/23/2003	101,569 58	158,741 62	(57,172 36)
7,700 00	GENERAL ELEC CO	COM	86/12/31-03/12/31	7/14/2003	219,054 72	340,005 40	(120,950 68)
1,000 00	GENERAL ELEC CO	COM	86/12/31-03/12/31	7/25/2003	28,378 66	43,400 00	(15,021 34)
2,700 00	GENERAL ELEC CO	COM	86/12/31-03/12/31	8/1/2003	76,595 40	112,696 70	(36,101 30)
4,500 00	GENERAL ELEC CO	COM	86/12/31-03/12/31	8/15/2003	129,191 19	176,490 00	(47,298 81)
3,600 00	GENERAL ELEC CO	COM	86/12/31-03/12/31	8/15/2003	103,778 81	147,457 90	(43,679 09)
4,300 00	GENERAL ELEC CO	COM	86/12/31-03/12/31	12/17/2003	131,358 84	168,646 00	(37,287 16)
3,900 00	GILEAD SCIENCES INC	COM	86/12/31-03/12/31	12/10/2003	217,396 48	234,591 13	(17,194 65)
3,400 00	GILEAD SCIENCES INC	COM	86/12/31-03/12/31	12/15/2003	191,806 77	202,035 14	(10,228 37)
400 00	GILEAD SCIENCES INC	COM	86/12/31-03/12/31	12/17/2003	22,708 93	23,245 92	(536 99)
10,200 00	GILLETTE CO	COM	86/12/31-03/12/31	7/14/2003	329,954 53	313,933 68	16,020 85
1,900 00	GOLDMAN SACHS GROUP INC	COM	86/12/31-03/12/31	12/17/2003	185,934 22	182,660 73	3,273 49
7,800 00	HARLEY DAVIDSON INC	COM	86/12/31-03/12/31	1/21/2003	335,095 84	308,478 02	26,617 82
2,300 00	HARLEY DAVIDSON INC	COM	86/12/31-03/12/31	1/26/2003	93,928 70	88,475 06	5,453 64
2,300 00	HARLEY DAVIDSON INC	COM	86/12/31-03/12/31	2/7/2003	93,718 72	87,504 42	6,214 30
2,200 00	HARLEY DAVIDSON INC	COM	86/12/31-03/12/31	3/21/2003	88,208 54	83,699 88	4,508 66
2,400 00	HARLEY DAVIDSON INC	COM	86/12/31-03/12/31	3/24/2003	94,885 44	113,505 54	(18,620 10)
2,000 00	HARLEY DAVIDSON INC	COM	86/12/31-03/12/31	3/25/2003	80,597 86	95 100 00	(14,502 04)
2,900 00	HARLEY DAVIDSON INC	COM	86/12/31-03/12/31	4/8/2003	113,599 85	135,776 40	(22 178 55)
5,500 00	HOME DEPOT INC	COM	86/12/31-03/12/31	1/27/2003	113,539 12	247,866 14	(134,327 02)
5,500 00	HOME DEPOT INC	COM	86/12/31-03/12/31	1/29/2003	113,884 31	201,082 56	(87,398 25)
7,000 00	HOME DEPOT INC	COM	86/12/31-03/12/31	1/31/2003	145,094 42	251,121 36	(106,026 94)
9,400 00	HOME DEPOT INC	COM	86/12/31-03/12/31	2/6/2003	203,960 68	336,784 14	(132,823 46)
4,100 00	HOME DEPOT INC	COM	86/12/31-03/12/31	2/10/2003	88,158 41	146,895 21	(58,736 80)
7,300 00	HOME DEPOT INC	COM	86/12/31-03/12/31	2/12/2003	155,010 09	261,545 13	(106,535 04)
8,600 00	HOME DEPOT INC	COM	86/12/31-03/12/31	2/19/2003	187,655 79	405,109 71	(217,453 92)
4,300 00	HOME DEPOT INC	COM	86/12/31-03/12/31	2/21/2003	95,740 91	198,318 54	(102,577 63)
4,300 00	HOME DEPOT INC	COM	86/12/31-03/12/31	2/21/2003	93,737 60	201,507 77	(107,770 17)
2,900 00	HOME DEPOT INC	COM	86/12/31-03/12/31	2/28/2003	86 540 81	130,592 78	(84 051 97)
5,200 00	HOME DEPOT INC	COM	86/12/31-03/12/31	2/27/2003	118,816 41	216,957 20	(98 140 79)
3,100 00	HOME DEPOT INC	COM	86/12/31-03/12/31	2/28/2003	72,331 04	127,114 72	(54,783 68)
10,500 00	HOME DEPOT INC	COM	86/12/31-03/12/31	3/18/2003	249,309 72	384,020 47	(134 710 75)
11,800 00	HOME DEPOT INC	COM	86/12/31-03/12/31	3/20/2003	283,112 66	293,480 00	(10 367 34)
1,900 00	INTEL CORP	COM	86/12/31-03/12/31	3/4/2003	31,482 81	57,045 26	(25 562 65)
1,900 00	INTEL CORP	COM	86/12/31-03/12/31	3/4/2003	31,482 81	57,319 55	(25 836 94)
5,300 00	INTEL CORP	COM	86/12/31-03/12/31	4/17/2003	98 203 33	157,764 03	(59 560 70)
21,300 00	INTEL CORP	COM	86/12/31-03/12/31	12/17/2003	645,155 27	592,681 78	52 473 49
3,100 00	INTERACTIVE CORP	COM	86/12/31-03/12/31	10/6/2003	111 759 06	108,525 13	3,233 93
3,000 00	INTERACTIVE CORP	COM	86/12/31-03/12/31	10/8/2003	109,574 96	104,185 92	5 389 04
3,000 00	INTERACTIVE CORP	COM	86/12/31-03/12/31	10/9/2003	109,949 64	105,005 70	4 943 94
6,600 00	INTERACTIVE CORP	COM	86/12/31-03/12/31	12/16/2003	199,758 11	223,992 36	(24,234 25)
3,100 00	INTERNATIONAL BUSINESS MACHS	COM	86/12/31-03/12/31	3/28/2003	249,392 74	241,801 64	7,591 10
2,100 00	INTUIT	COM	86/12/31-03/12/31	5/2/2003	83,670 57	82,206 60	1,463 97
5,100 00	INTUIT	COM	86/12/31-03/12/31	5/15/2003	212,881 05	199,006 31	13 654 74
2,500 00	INTUIT	COM	86/12/31-03/12/31	5/15/2003	104,127 62	95,939 09	8 188 53
2,200 00	INTUIT	COM	86/12/31-03/12/31	5/27/2003	99,545 33	84,257 58	15,287 75
1,900 00	INTUIT	COM	86/12/31-03/12/31	6/2/2003	84,412 85	72,764 55	11,648 30
2,400 00	INTUIT	COM	86/12/31-03/12/31	6/3/2003	109,667 18	84,802 14	24,865 04
38,400 00	JDS UNIPHASE CORP	COM	86/12/31-03/12/31	5/6/2003	133,387 60	123,632 64	9,754 96
4,500 00	J P MORGAN CHASE + CO	COM	86/12/31-03/12/31	6/8/2003	158,393 92	124,109 10	34,284 82
3,100 00	J P MORGAN CHASE + CO	COM	86/12/31-03/12/31	9/29/2003	106 671 26	85,470 56	21,200 70
3,300 00	J P MORGAN CHASE + CO	COM	86/12/31-03/12/31	12/17/2003	117,573 48	90,964 17	26,609 31
1,500 00	JOHNSON + JOHNSON	COM	86/12/31-03/12/31	2/18/2003	79,828 94	88 424 55	(8 595 61)
1,700 00	JOHNSON + JOHNSON	COM	86/12/31-03/12/31	2/21/2003	90,868 21	99,675 97	(9,007 76)
3,200 00	JOHNSON + JOHNSON	COM	86/12/31-03/12/31	3/7/2003	174,879 21	190,224 64	(15,345 43)
1,400 00	JOHNSON + JOHNSON	COM	86/12/31-03/12/31	3/7/2003	77,193 67	81,719 03	(4,525 36)
2,100 00	JOHNSON + JOHNSON	COM	86/12/31-03/12/31	9/4/2003	106,856 10	127,034 19	(20,378 09)
2,100 00	JOHNSON + JOHNSON	COM	86/12/31-03/12/31	9/9/2003	107 396 52	121,637 41	(14 240 89)
4,200 00	JOHNSON + JOHNSON	COM	86/12/31-03/12/31	9/10/2003	217,235 66	242,471 31	(25,235 65)
2,200 00	JOHNSON + JOHNSON	COM	86/12/31-03/12/31	9/22/2003	109,854 05	126,469 73	(16,615 68)
2,100 00	JOHNSON + JOHNSON	COM	86/12/31-03/12/31	9/26/2003	103,714 14	120,113 31	(16,399 17)
2,100 00	JOHNSON + JOHNSON	COM	86/12/31-03/12/31	9/29/2003	103,996 15	119,450 20	(15,454 05)
2,100 00	JOHNSON + JOHNSON	COM	86/12/31-03/12/31	10/1/2003	104,892 39	118,826 88	(13 934 49)
2,200 00	JOHNSON + JOHNSON	COM	86/12/31-03/12/31	10/14/2003	111,465 69	128,592 20	(17,126 51)
2,200 00	JOHNSON + JOHNSON	COM	86/12/31-03/12/31	10/15/2003	112,152 94	128 580 10	(16,427 16)
6,400 00	JOHNSON + JOHNSON	COM	86/12/31-03/12/31	10/23/2003	321,323 82	373,312 00	(51,988 18)
2,200 00	JOHNSON + JOHNSON	COM	86/12/31-03/12/31	10/23/2003	110,455 06	128,328 00	(17,870 94)
2,200 00	JOHNSON + JOHNSON	COM	86/12/31-03/12/31	10/27/2003	110,877 66	127,969 60	(17,091 94)
2,200 00	JOHNSON + JOHNSON	COM	86/12/31-03/12/31	10/28/2003	110,871 94	128,176 04	(15,304 10)
8,500 00	JOHNSON + JOHNSON	COM	86/12/31-03/12/31	11/10/2003	412,274 88	482 286 18	(70,011 30)
4,300 00	JOHNSON + JOHNSON	COM	86/12/31-03/12/31	11/14/2003	224,556 55	236,071 21	(11,514 66)
4,500 00	JOHNSON + JOHNSON	COM	86/12/31-03/12/31	12/5/2003	220,587 51	245,546 76	(24,959 25)
2,200 00	JOHNSON + JOHNSON	COM	86/12/31-03/12/31	12/8/2003	109,994 84	103,410 53	6,584 31
4 400 00	JOHNSON + JOHNSON	COM	86/12/31-03/12/31	12/8/2003	219 285 72	234,763 91	(15,478 19)

THE ROCKEFELLER FOUNDATION
EMPLOYEE ID NO 13-1659629
GAIN AND LOSSES ON TAXABLE INVESTMENTS
FOR YEAR 2003

Shares/Par Value	Security Name	Security Description	Date Bought	Date Sold	Proceeds	Cost	Realized Gain/Loss
2,200 00	JOHNSON + JOHNSON	COM	86/12/31-03/12/31	12/9/2003	110,104 84	96,550 30	13,554 54
2,200 00	JOHNSON + JOHNSON	COM	86/12/31-03/12/31	12/10/2003	109,888 39	120,066 10	(10,177 71)
3,400 00	JOHNSON + JOHNSON	COM	86/12/31-03/12/31	12/17/2003	167,319 76	182,665 70	(15,345 94)
2,800 00	JOHNSON + JOHNSON	COM	86/12/31-03/12/31	12/17/2003	137,686 62	147,883 52	(10,196 90)
4,900 00	JOHNSON + JOHNSON	COM	86/12/31-03/12/31	12/18/2003	243,518 59	251,098 12	(7,579 53)
4,900 00	JUNIPER NETWORKS INC	COM	86/12/31-03/12/31	4/11/2003	44,394 36	42,308 56	2,085 80
4,300 00	JUNIPER NETWORKS INC	COM	86/12/31-03/12/31	4/17/2003	42,791 58	37,127 92	5,663 66
4,500 00	JUNIPER NETWORKS INC	COM	86/12/31-03/12/31	5/5/2003	54,446 09	36,912 00	17,534 09
4,650 00	JUNIPER NETWORKS INC	COM	86/12/31-03/12/31	5/8/2003	56,952 88	37,891 48	19,061 40
3,050 00	JUNIPER NETWORKS INC	COM	86/12/31-03/12/31	5/6/2003	37,279 31	24,853 53	12,425 78
1,700 00	JUNIPER NETWORKS INC	COM	86/12/31-03/12/31	5/7/2003	20,483 01	13,852 79	6,630 22
4,900 00	KOHL'S CORP	COM	86/12/31-03/12/31	1/9/2003	279,771 77	270,458 38	9,313 39
4,100 00	KOHL'S CORP	COM	86/12/31-03/12/31	1/9/2003	226,318 51	191,118 20	35,200 31
4,100 00	KOHL'S CORP	COM	86/12/31-03/12/31	1/9/2003	229,527 48	150,127 70	79,399 78
11,400 00	KOHL'S CORP	COM	86/12/31-03/12/31	1/9/2003	623,627 32	820,156 52	(19,529 20)
2,000 00	KOHL'S CORP	COM	86/12/31-03/12/31	3/10/2003	103,888 66	134,852 80	(30,964 14)
1,100 00	KOHL'S CORP	COM	86/12/31-03/12/31	3/13/2003	60,148 38	60,228 00	(79 62)
2,300 00	KOHL'S CORP	COM	86/12/31-03/12/31	3/13/2003	125,093 00	151,284 72	(26,191 72)
500 00	KOHL'S CORP	COM	86/12/31-03/12/31	3/14/2003	27,938 05	17,947 65	9,990 40
1,300 00	KOHL'S CORP	COM	86/12/31-03/12/31	3/17/2003	76,726 28	45,539 00	31,187 28
2,500 00	KOHL'S CORP	COM	86/12/31-03/12/31	3/17/2003	143,432 42	87,661 53	55,770 89
1,400 00	KOHL'S CORP	COM	86/12/31-03/12/31	4/10/2003	80,286 23	49,042 00	31,244 23
4,300 00	KOHL'S CORP	COM	86/12/31-03/12/31	6/24/2003	215,628 87	141,873 61	73,755 26
2,100 00	KOHL'S CORP	COM	86/12/31-03/12/31	6/27/2003	106,949 87	68,406 24	38,543 63
3,700 00	KOHL'S CORP	COM	86/12/31-03/12/31	7/15/2003	214,440 84	118,730 97	95,709 87
3,600 00	KOHL'S CORP	COM	86/12/31-03/12/31	7/22/2003	206,319 65	97,104 30	109,215 35
1,400 00	KOHL'S CORP	COM	86/12/31-03/12/31	7/25/2003	79,663 82	33,073 14	46,590 68
1,700 00	KOHL'S CORP	COM	86/12/31-03/12/31	8/9/2003	102,527 29	37,800 75	64,726 54
1,700 00	KOHL'S CORP	COM	86/12/31-03/12/31	8/9/2003	101,774 23	40,030 29	61,743 94
1,700 00	KOHL'S CORP	COM	86/12/31-03/12/31	8/7/2003	104,354 03	35,657 07	68,696 96
1,700 00	KOHL'S CORP	COM	86/12/31-03/12/31	8/20/2003	107,171 48	114,738 91	(7,567 43)
1,700 00	KOHL'S CORP	COM	86/12/31-03/12/31	8/28/2003	107,985 91	110,415 76	(2,429 85)
1,600 00	KOHL'S CORP	COM	86/12/31-03/12/31	9/2/2003	103,291 15	94,160 00	9,131 15
4,500 00	KOHL'S CORP	COM	86/12/31-03/12/31	9/23/2003	249,112 83	264,825 00	(15,712 17)
4,000 00	KOHL'S CORP	COM	86/12/31-03/12/31	9/25/2003	218,381 86	235,400 00	(19,018 14)
1,400 00	KOHL'S CORP	COM	86/12/31-03/12/31	9/25/2003	75,932 16	78,996 61	(3,064 45)
2,000 00	KOHL'S CORP	COM	86/12/31-03/12/31	9/26/2003	108,893 10	106,900 00	1,993 10
600 00	KOHL'S CORP	COM	86/12/31-03/12/31	9/26/2003	32,607 93	32,125 23	482 70
1,800 00	KOHL'S CORP	COM	86/12/31-03/12/31	10/1/2003	98,982 87	97,204 14	(221 27)
2,000 00	KOHL'S CORP	COM	86/12/31-03/12/31	10/7/2003	111,124 59	107,341 84	3,782 75
1,000 00	KOHL'S CORP	COM	86/12/31-03/12/31	10/24/2003	52,447 84	49,102 50	3,345 34
2,000 00	KOHL'S CORP	COM	86/12/31-03/12/31	10/27/2003	107,816 14	98,205 00	9,611 14
2,700 00	KOHL'S CORP	COM	86/12/31-03/12/31	10/27/2003	146,110 13	139,034 62	7,075 51
2,500 00	KOHL'S CORP	COM	86/12/31-03/12/31	10/28/2003	136,473 10	131,479 58	4,993 52
2,000 00	KOHL'S CORP	COM	86/12/31-03/12/31	10/30/2003	111,723 16	105,092 80	6,630 36
2,000 00	KOHL'S CORP	COM	86/12/31-03/12/31	11/3/2003	111,843 17	105,061 39	6,781 78
2,500 00	KOHL'S CORP	COM	86/12/31-03/12/31	12/4/2003	114,885 11	130,375 00	(15,489 89)
4,900 00	KOHL'S CORP	COM	86/12/31-03/12/31	12/4/2003	230,670 41	258,509 51	(27,839 10)
4,700 00	KOHL'S CORP	COM	86/12/31-03/12/31	12/17/2003	211,429 93	237,996 58	(26,566 65)
4,000 00	KRAFT FOODS INC	CL A	86/12/31-03/12/31	6/2/2003	129,793 91	114,034 00	15,759 91
1,600 00	LEHMAN BROTHERS HLDGS INC	COM	86/12/31-03/12/31	3/20/2003	94,591 71	100,795 20	(6,203 49)
1,100 00	LEHMAN BROTHERS HLDGS INC	COM	86/12/31-03/12/31	3/26/2003	65,418 01	65,942 47	(524 46)
3,300 00	LEHMAN BROTHERS HLDGS INC	COM	86/12/31-03/12/31	4/10/2003	197,113 29	195,361 57	1,751 72
1,700 00	LEHMAN BROTHERS HLDGS INC	COM	86/12/31-03/12/31	4/15/2003	106,390 02	98,520 81	7,869 21
1,300 00	LEHMAN BROTHERS HLDGS INC	COM	86/12/31-03/12/31	4/16/2003	81,824 14	74,085 57	7,738 57
3,500 00	LEHMAN BROTHERS HLDGS INC	COM	86/12/31-03/12/31	4/29/2003	218,845 09	189,043 33	29,801 76
2,200 00	LEHMAN BROTHERS HLDGS INC	COM	86/12/31-03/12/31	5/15/2003	147,760 69	125,022 04	22,738 65
2,300 00	LEHMAN BROTHERS HLDGS INC	COM	86/12/31-03/12/31	7/7/2003	157,243 63	127,193 00	30,050 63
700 00	LEHMAN BROTHERS HLDGS INC	COM	86/12/31-03/12/31	7/8/2003	48,185 60	37,544 92	10,640 68
1,600 00	LEHMAN BROTHERS HLDGS INC	COM	86/12/31-03/12/31	7/9/2003	110,109 40	83,464 80	26,644 60
1,600 00	LEHMAN BROTHERS HLDGS INC	COM	86/12/31-03/12/31	7/14/2003	109,885 25	81,112 64	28,772 61
12,200 00	LIBERTY MEDIA CORP	COM SER A	86/12/31-03/12/31	11/18/2003	122,970 20	146,813 50	(23,843 30)
23,600 00	LIBERTY MEDIA CORP	COM SER A	86/12/31-03/12/31	12/5/2003	246,136 41	274,278 36	(28,141 95)
4,200 00	LOCKHEED MARTIN CORP	COM	86/12/31-03/12/31	4/28/2003	211,058 59	275,215 22	(64,156 63)
3,600 00	LOCKHEED MARTIN CORP	COM	86/12/31-03/12/31	5/6/2003	178,983 60	227,898 34	(48,914 74)
2,200 00	LOCKHEED MARTIN CORP	COM	86/12/31-03/12/31	5/7/2003	109,315 73	135,065 76	(25,750 03)
3,100 00	LOCKHEED MARTIN CORP	COM	86/12/31-03/12/31	5/30/2003	143,470 88	189,296 13	(45,825 25)
2,500 00	LOCKHEED MARTIN CORP	COM	86/12/31-03/12/31	6/6/2003	116,547 28	147,408 65	(30,861 37)
2,600 00	LOCKHEED MARTIN CORP	COM	86/12/31-03/12/31	6/23/2003	124,088 46	152,266 40	(28,177 94)
9,100 00	LOWES COS INC	USD0 50	86/12/31-03/12/31	7/15/2003	428,134 94	408,793 30	19,341 64
3,700 00	LOWES COS INC	USD0 50	86/12/31-03/12/31	12/17/2003	200,715 59	217,951 69	(17,236 10)
5,000 00	MBNA CORP	COM	86/12/31-03/12/31	1/8/2003	103,928 35	99,848 94	4,079 41
3,800 00	MBNA CORP	COM	86/12/31-03/12/31	1/8/2003	79,061 55	74,934 48	4,127 07
3,500 00	MBNA CORP	COM	86/12/31-03/12/31	3/13/2003	46,478 59	69,018 80	(22,540 21)
3,700 00	MBNA CORP	COM	86/12/31-03/12/31	3/17/2003	54,619 60	69,145 61	(14,526 01)
10,200 00	MBNA CORP	COM	86/12/31-03/12/31	3/18/2003	181,098 01	183,583 00	(2,484 99)
6,400 00	MBNA CORP	COM	86/12/31-03/12/31	3/25/2003	100,842 72	115,189 33	(14,346 61)
5,700 00	MBNA CORP	COM	86/12/31-03/12/31	4/2/2003	91,281 26	102,590 50	(11,309 24)
5,700 00	MBNA CORP	COM	86/12/31-03/12/31	4/7/2003	92,581 32	102,590 51	(10,009 19)
6,100 00	MBNA CORP	COM	86/12/31-03/12/31	4/17/2003	107,666 04	106,094 73	1,571 31
10,300 00	MBNA CORP	COM	86/12/31-03/12/31	4/23/2003	194,021 25	170,705 11	23,316 14
1,000 00	MBNA CORP	COM	86/12/31-03/12/31	4/29/2003	18,949 11	16,479 20	2,469 91
1,500 00	MBNA CORP	COM	86/12/31-03/12/31	4/30/2003	28,431 16	24,718 80	3,712 36
11,000 00	MBNA CORP	COM	86/12/31-03/12/31	5/6/2003	213,374 58	178,320 87	35,053 71
5,400 00	MBNA CORP	COM	86/12/31-03/12/31	5/12/2003	105,025 07	86,616 00	18,409 07

THE ROCKEFELLER FOUNDATION
EMPLOYEE ID NO 13-1659829
GAIN AND LOSSES ON TAXABLE INVESTMENTS
FOR YEAR 2003

Shares/Par Value	Security Name	Security Description	Date Bought	Date Sold	Proceeds	Cost	Realized Gain/Loss
2,700 00	MBNA CORP	COM	86/12/31-03/12/31	5/13/2003	53,424 28	43,308 00	10,116 28
10,500 00	MBNA CORP	COM	86/12/31-03/12/31	5/27/2003	205,548 85	187,980 83	37,568 02
10,400 00	MBNA CORP	COM	86/12/31-03/12/31	5/28/2003	206,432 39	160,851 18	45,581 21
4,900 00	MBNA CORP	COM	86/12/31-03/12/31	7/11/2003	107,559 75	72,893 96	34,665 79
4,800 00	MBNA CORP	COM	86/12/31-03/12/31	7/14/2003	111,589 48	70,746 22	40,843 26
4,700 00	MBNA CORP	COM	86/12/31-03/12/31	7/14/2003	108,940 88	89,063 89	39,876 99
9,400 00	MBNA CORP	COM	86/12/31-03/12/31	7/14/2003	217,975 77	138,127 78	79,847 99
4,800 00	MBNA CORP	COM	86/12/31-03/12/31	7/14/2003	111,319 73	70,980 00	40,339 73
100 00	MBNA CORP	COM	86/12/31-03/12/31	9/25/2003	2,344 89	1,899 59	445 30
3,500 00	MBNA CORP	COM	86/12/31-03/12/31	10/1/2003	82,377 73	66,485 65	15,892 08
3,000 00	MBNA CORP	COM	86/12/31-03/12/31	10/2/2003	70,684 38	56,887 70	13,796 68
2,400 00	MBNA CORP	COM	86/12/31-03/12/31	10/2/2003	56,322 23	45,590 16	10,732 07
4,800 00	MBNA CORP	COM	86/12/31-03/12/31	10/3/2003	111,451 85	87,381 14	24,070 71
4,800 00	MBNA CORP	COM	86/12/31-03/12/31	10/8/2003	110,191 97	87,381 14	22,810 83
4,800 00	MBNA CORP	COM	86/12/31-03/12/31	10/7/2003	109,320 77	87,381 14	21,939 63
5,800 00	MBNA CORP	COM	86/12/31-03/12/31	10/7/2003	135,654 77	105,595 48	30,059 29
4,000 00	MBNA CORP	COM	86/12/31-03/12/31	10/10/2003	95,919 10	73,678 80	22,240 30
2,300 00	MBNA CORP	COM	86/12/31-03/12/31	10/13/2003	55,687 74	42,307 81	13,379 93
2,900 00	MBNA CORP	COM	86/12/31-03/12/31	10/14/2003	70,250 36	53,344 63	16,905 73
4,500 00	MBNA CORP	COM	86/12/31-03/12/31	10/16/2003	111,356 27	82,776 15	28,580 12
4,500 00	MBNA CORP	COM	86/12/31-03/12/31	10/22/2003	110,636 31	82,776 15	27,860 16
4,500 00	MBNA CORP	COM	86/12/31-03/12/31	10/23/2003	110,400 97	82,776 15	27,624 82
2,400 00	MBNA CORP	COM	86/12/31-03/12/31	11/6/2003	59,709 91	44,147 28	15,562 63
4,500 00	MBNA CORP	COM	86/12/31-03/12/31	11/7/2003	112,719 71	82,776 15	29,943 56
4,500 00	MBNA CORP	COM	86/12/31-03/12/31	11/10/2003	110,746 55	82,776 15	27,970 40
2,000 00	MBNA CORP	COM	86/12/31-03/12/31	12/2/2003	50,443 23	36,789 40	13,653 83
3,900 00	MBNA CORP	COM	86/12/31-03/12/31	12/16/2003	94,225 04	70,129 54	24,095 50
17,500 00	MBNA CORP	COM	86/12/31-03/12/31	12/16/2003	423,811 38	318,501 58	105,309 80
3,600 00	MBNA CORP	COM	86/12/31-03/12/31	12/17/2003	86,493 86	58,119 98	30,373 88
3,300 00	MBNA CORP	COM	86/12/31-03/12/31	12/16/2003	81,680 61	48,491 67	33,188 94
5,500 00	MBNA CORP	COM	86/12/31-03/12/31	12/26/2003	133,809 81	80,819 44	52,990 37
4,000 00	MBNA CORP	COM	86/12/31-03/12/31	12/29/2003	98,532 17	58,777 78	39,754 39
200 00	MAXIM INTEGRATED PRODS INC	COM	86/12/31-03/12/31	3/13/2003	7,441 85	10,630 00	(3,188 15)
800 00	MAXIM INTEGRATED PRODS INC	COM	86/12/31-03/12/31	3/14/2003	30,359 80	42,520 00	(12,160 20)
2,300 00	MAXIM INTEGRATED PRODS INC	COM	86/12/31-03/12/31	4/17/2003	91,963 26	109,431 34	(17,468 08)
5,300 00	MAXIM INTEGRATED PRODS INC	COM	86/12/31-03/12/31	12/17/2003	252,431 41	206,841 79	45,589 62
7,700 00	MEDIMMUNE INC	COM	86/12/31-03/12/31	10/17/2003	217,588 71	286,372 70	(68,783 99)
3,900 00	MEDIMMUNE INC	COM	86/12/31-03/12/31	10/20/2003	111,038 71	127,188 44	(16,149 73)
7,900 00	MEDIMMUNE INC	COM	86/12/31-03/12/31	10/20/2003	224,924 57	252,513 83	(27,589 26)
7,900 00	MEDTRONIC INC	COM	86/12/31-03/12/31	12/17/2003	372,865 69	353,297 36	19,568 33
5,500 00	MERRILL LYNCH + CO INC	COM	86/12/31-03/12/31	5/23/2003	224,444 47	341,726 51	(117,282 04)
5,500 00	MERRILL LYNCH + CO INC	COM	86/12/31-03/12/31	7/15/2003	292,806 28	297,542 49	(4,736 21)
4,000 00	MERRILL LYNCH + CO INC	COM	86/12/31-03/12/31	7/15/2003	214,749 93	210,734 10	4,015 83
1,800 00	MERRILL LYNCH + CO INC	COM	86/12/31-03/12/31	12/17/2003	89,515 80	82,887 32	6,628 48
1,700 00	MERRILL LYNCH + CO INC	COM	86/12/31-03/12/31	12/22/2003	97,547 72	86,135 00	11,412 72
1,800 00	MICROSOFT CORP	COM	86/12/31-03/12/31	1/7/2003	99,698 99	121,024 72	(21,325 73)
7,800 00	MICROSOFT CORP	COM	86/12/31-03/12/31	7/15/2003	211,994 05	265,278 34	(53,284 29)
33,800 00	MICROSOFT CORP	COM	86/12/31-03/12/31	12/17/2003	910,877 42	1,023,436 12	(112,558 70)
1,100 00	MORGAN STANLEY	COM NEW	86/12/31-03/12/31	9/3/2003	53,856 33	53,623 79	232 54
6,100 00	MORGAN STANLEY	COM NEW	86/12/31-03/12/31	9/3/2003	302,551 92	297,368 29	5,183 63
7,000 00	MORGAN STANLEY	COM NEW	86/12/31-03/12/31	9/12/2003	339,974 06	337,398 48	2,575 60
3,000 00	MORGAN STANLEY	COM NEW	86/12/31-03/12/31	12/17/2003	173,511 87	171,644 12	1,867 75
5,800 00	ORACLE CORP	COM	86/12/31-03/12/31	6/24/2003	73,969 72	75,180 18	(1,210 46)
9,100 00	ORACLE CORP	COM	86/12/31-03/12/31	6/24/2003	115,977 89	117,955 11	(1,977 22)
5,500 00	ORACLE CORP	COM	86/12/31-03/12/31	6/24/2003	70,452 78	71,291 55	(838 77)
4,100 00	ORACLE CORP	COM	86/12/31-03/12/31	7/15/2003	51,887 91	53,144 61	(1,256 70)
5,400 00	PEOPLESFT INC	COM	86/12/31-03/12/31	1/17/2003	97,845 58	108,791 22	(10,945 64)
3,100 00	PEOPLESFT INC	COM	86/12/31-03/12/31	3/6/2003	50,350 84	62,115 94	(11,765 10)
7,300 00	PEOPLESFT INC	COM	86/12/31-03/12/31	3/6/2003	118,249 85	145,318 07	(27,068 22)
6,000 00	PEOPLESFT INC	COM	86/12/31-03/12/31	4/1/2003	91,475 30	115,140 00	(23,664 70)
11,100 00	PEOPLESFT INC	COM	86/12/31-03/12/31	4/4/2003	161,179 97	215,430 90	(54,250 93)
3,100 00	PFIZER INC	COM	86/12/31-03/12/31	1/22/2003	95,880 10	127,006 38	(31,126 28)
4,500 00	PFIZER INC	COM	86/12/31-03/12/31	1/29/2003	137,509 10	183,714 22	(46,205 12)
3,000 00	PFIZER INC	COM	86/12/31-03/12/31	4/8/2003	97,072 44	122,466 30	(25,393 86)
6,500 00	PFIZER INC	COM	86/12/31-03/12/31	7/14/2003	222,482 82	265,343 65	(42,861 03)
6,300 00	PFIZER INC	COM	86/12/31-03/12/31	7/15/2003	212,306 97	239,322 77	(27,015 80)
3,500 00	PFIZER INC	COM	86/12/31-03/12/31	9/9/2003	110,404 77	130,081 12	(19,676 35)
3,400 00	PFIZER INC	COM	86/12/31-03/12/31	9/10/2003	108,692 90	126,038 08	(17,345 18)
3,500 00	PFIZER INC	COM	86/12/31-03/12/31	9/22/2003	108,841 74	129,673 95	(20,832 21)
3,500 00	PFIZER INC	COM	86/12/31-03/12/31	10/28/2003	109,820 65	128,892 53	(19,071 88)
19,900 00	PFIZER INC	COM	86/12/31-03/12/31	11/5/2003	627,589 72	629,617 29	(2,028 57)
1,100 00	PFIZER INC	COM	86/12/31-03/12/31	11/7/2003	34,881 34	33,594 83	1,286 51
8,500 00	PFIZER INC	COM	86/12/31-03/12/31	11/12/2003	274,792 11	259,597 18	15,194 93
9,000 00	PFIZER INC	COM	86/12/31-03/12/31	11/14/2003	307,574 08	274,887 60	32,686 48
6,500 00	PFIZER INC	COM	86/12/31-03/12/31	11/21/2003	214,558 19	198,515 49	16,042 70
2,800 00	PFIZER INC	COM	86/12/31-03/12/31	12/15/2003	96,469 19	85,514 36	10,954 83
15,000 00	PFIZER INC	COM	86/12/31-03/12/31	12/17/2003	513,325 44	458,112 66	55,212 78
100 00	PROCTER + GAMBLE CO	COM	86/12/31-03/12/31	9/4/2003	9,080 57	9,216 32	(135 75)
100 00	PROCTER + GAMBLE CO	COM	86/12/31-03/12/31	9/4/2003	9,103 57	9,216 32	(112 75)
600 00	PROCTER + GAMBLE CO	COM	86/12/31-03/12/31	9/4/2003	54,811 93	55,297 84	(486 01)
1,200 00	PROCTER + GAMBLE CO	COM	86/12/31-03/12/31	9/5/2003	109,031 81	110,510 78	(1,478 97)
600 00	PROCTER + GAMBLE CO	COM	86/12/31-03/12/31	9/24/2003	55,312 24	54,788 27	525 97
1,800 00	PROCTER + GAMBLE CO	COM	86/12/31-03/12/31	10/7/2003	169,403 38	163,931 94	5,471 44
3,600 00	PROCTER + GAMBLE CO	COM	86/12/31-03/12/31	12/17/2003	354,272 37	326,611 16	27,661 21
2,200 00	PROGRESSIVE CORP OHIO	COM	86/12/31-03/12/31	4/15/2003	141,751 23	125,437 94	16,313 29

THE ROCKEFELLER FOUNDATION
EMPLOYEE ID NO 13-1859629
GAIN AND LOSSES ON TAXABLE INVESTMENTS
FOR YEAR 2003

Shares/Par Value	Security Name	Security Description	Date Bought	Date Sold	Proceeds	Cost	Realized Gain/Loss
1,100.00	PROGRESSIVE CORP OHIO	COM	86/12/31-03/12/31	11/20/2003	84,792.60	60,382.50	24,430.10
300.00	PROGRESSIVE CORP OHIO	COM	86/12/31-03/12/31	11/21/2003	23,085.68	18,462.50	6,623.18
800.00	PROGRESSIVE CORP OHIO	COM	86/12/31-03/12/31	12/4/2003	63,590.14	43,362.50	20,227.64
300.00	PROGRESSIVE CORP OHIO	COM	86/12/31-03/12/31	12/5/2003	23,746.43	16,462.50	7,283.93
300.00	PROGRESSIVE CORP OHIO	COM	86/12/31-03/12/31	12/8/2003	23,738.75	16,462.50	7,276.25
3,700.00	PROGRESSIVE CORP OHIO	COM	86/12/31-03/12/31	12/11/2003	295,758.22	196,440.48	99,317.74
1,800.00	PROGRESSIVE CORP OHIO	COM	86/12/31-03/12/31	12/12/2003	153,987.78	97,937.40	56,050.38
1,200.00	PROGRESSIVE CORP OHIO	COM	86/12/31-03/12/31	12/19/2003	99,553.21	61,855.20	37,698.01
2,700.00	QUALCOMM INC	COM	86/12/31-03/12/31	3/6/2003	93,833.24	103,085.27	(9,252.03)
2,600.00	QUALCOMM INC	COM	86/12/31-03/12/31	3/13/2003	97,663.71	98,521.13	1,142.58
900.00	SLM CORP	COM	86/12/31-03/12/31	5/30/2003	105,884.83	96,817.23	9,047.60
1,100.00	SLM CORP	COM	86/12/31-03/12/31	5/30/2003	131,943.55	117,209.76	14,733.79
900.00	SLM CORP	COM	86/12/31-03/12/31	6/3/2003	107,625.98	94,869.73	12,756.23
8,100.00	SLM CORP	COM	86/12/31-03/12/31	7/14/2003	339,455.09	282,665.61	56,789.48
1,100.00	ST JUDE MED INC	COM	86/12/31-03/12/31	3/27/2003	52,807.90	47,038.11	5,771.79
2,000.00	ST JUDE MED INC	COM	86/12/31-03/12/31	6/23/2003	111,239.58	85,520.20	25,719.38
1,200.00	ST JUDE MED INC	COM	86/12/31-03/12/31	9/4/2003	62,853.65	60,589.88	2,263.77
900.00	ST JUDE MED INC	COM	86/12/31-03/12/31	9/5/2003	47,412.20	45,427.41	1,984.79
1,700.00	SCRIPPS E W CO OH	CL A	86/12/31-03/12/31	12/17/2003	160,015.54	133,579.06	26,436.48
4,700.00	SYMANTEC CORP	COM	86/12/31-03/12/31	7/14/2003	221,641.61	230,398.17	(8,756.56)
2,000.00	SYMANTEC CORP	COM	86/12/31-03/12/31	8/21/2003	108,017.43	94,318.20	11,699.23
1,700.00	SYMANTEC CORP	COM	86/12/31-03/12/31	10/8/2003	111,528.20	80,148.72	31,379.48
1,600.00	SYMANTEC CORP	COM	86/12/31-03/12/31	10/21/2003	107,669.99	75,235.06	32,434.93
1,100.00	SYMANTEC CORP	COM	86/12/31-03/12/31	10/23/2003	71,741.49	51,684.26	20,077.23
4,800.00	SYMANTEC CORP	COM	86/12/31-03/12/31	12/17/2003	153,168.98	112,609.02	40,559.96
5,600.00	TARGET CORP	COM	86/12/31-03/12/31	10/30/2003	219,524.82	221,487.39	(1,962.57)
7,000.00	TARGET CORP	COM	86/12/31-03/12/31	12/16/2003	259,736.82	274,103.00	(14,366.18)
1,300.00	TARGET CORP	COM	86/12/31-03/12/31	12/17/2003	48,885.76	50,494.93	(1,609.17)
6,800.00	TEXAS INSTRS INC	COM	86/12/31-03/12/31	1/17/2003	98,401.18	195,454.84	(97,053.66)
9,700.00	TEXAS INSTRS INC	COM	86/12/31-03/12/31	4/16/2003	182,852.80	248,573.72	(63,720.92)
6,300.00	TEXAS INSTRS INC	COM	86/12/31-03/12/31	12/17/2003	175,635.78	110,173.77	65,461.99
4,600.00	TIME WARNER INC NEW	COM	86/12/31-03/12/31	12/17/2003	79,760.25	75,944.16	3,816.09
12,100.00	TRAVELERS PPTY CAS CORP NEW	CL A	86/12/31-03/12/31	5/7/2003	192,864.93	241,138.72	(48,273.79)
12,600.00	TRAVELERS PPTY CAS CORP NEW	CL A	86/12/31-03/12/31	5/16/2003	209,654.15	235,108.21	(25,454.06)
3,000.00	TRAVELERS PPTY CAS CORP NEW	CL A	86/12/31-03/12/31	5/22/2003	49,203.99	63,937.34	(14,733.35)
10,900.00	TRAVELERS PPTY CAS CORP NEW	CL A	86/12/31-03/12/31	5/30/2003	176,353.71	174,945.00	1,408.71
9,200.00	TRAVELERS PPTY CAS CORP NEW	CL A	86/12/31-03/12/31	5/30/2003	148,687.10	161,740.59	(15,053.49)
4,000.00	TRAVELERS PPTY CAS CORP NEW	CL A	86/12/31-03/12/31	6/17/2003	67,296.44	63,347.29	3,949.15
4,600.00	TRAVELERS PPTY CAS CORP NEW	CL A	86/12/31-03/12/31	6/18/2003	76,258.89	70,518.00	5,740.89
8,600.00	TRAVELERS PPTY CAS CORP NEW	CL A	86/12/31-03/12/31	6/24/2003	144,800.85	120,795.21	24,005.64
28,528.00	TRAVELERS PPTY CAS CORP NEW	CL A	86/12/31-03/12/31	6/24/2003	480,334.75	418,167.65	64,167.10
6,255.00	TRAVELERS PPTY CAS CORP NEW	CL B	86/12/31-03/12/31	4/22/2003	102,819.86	150,952.93	(48,133.07)
4,077.00	TRAVELERS PPTY CAS CORP NEW	CL B	86/12/31-03/12/31	4/23/2003	67,420.63	89,814.82	(22,394.19)
2,400.00	TRIBUNE CO NEW	COM	86/12/31-03/12/31	7/29/2003	113,706.67	116,276.94	(2,570.27)
2,000.00	TRIBUNE CO NEW	COM	86/12/31-03/12/31	7/31/2003	95,099.54	96,232.20	(1,132.66)
1,700.00	UNITED PARCEL SVC INC	CL B	86/12/31-03/12/31	8/6/2003	107,830.36	105,838.26	1,992.10
4,200.00	UNITEDHEALTH GROUP INC	COM	86/12/31-03/12/31	7/17/2003	209,518.94	145,071.33	64,447.61
3,800.00	UNITEDHEALTH GROUP INC	COM	86/12/31-03/12/31	7/23/2003	208,226.44	112,061.81	96,164.63
1,000.00	UNITEDHEALTH GROUP INC	COM	86/12/31-03/12/31	8/1/2003	52,557.53	29,320.14	23,237.39
8,900.00	UNITEDHEALTH GROUP INC	COM	86/12/31-03/12/31	12/17/2003	487,984.14	362,101.25	125,882.89
5,500.00	VERITAS SOFTWARE CORP	COM	86/12/31-03/12/31	4/1/2003	96,961.54	245,828.55	(148,867.01)
1,835.00	VERITAS SOFTWARE CORP	COM	86/12/31-03/12/31	10/23/2003	65,772.85	76,238.39	(10,465.54)
1,265.00	VERITAS SOFTWARE CORP	COM	86/12/31-03/12/31	10/23/2003	45,149.65	52,385.29	(7,235.64)
1,365.00	VERITAS SOFTWARE CORP	COM	86/12/31-03/12/31	10/23/2003	49,514.41	57,239.55	(7,725.14)
2,535.00	VERITAS SOFTWARE CORP	COM	86/12/31-03/12/31	10/24/2003	98,367.74	102,853.92	(4,486.18)
9,500.00	VERITAS SOFTWARE CORP	COM	86/12/31-03/12/31	12/17/2003	343,534.29	291,268.50	52,267.79
7,500.00	VIACOM INC	CL B	86/12/31-03/12/31	3/20/2003	296,468.31	350,402.98	(53,934.65)
4,800.00	VIACOM INC	CL B	86/12/31-03/12/31	4/9/2003	193,061.83	222,197.34	(29,135.51)
4,700.00	VIACOM INC	CL B	86/12/31-03/12/31	7/28/2003	209,332.42	224,772.99	(15,440.57)
4,200.00	VIACOM INC	CL B	86/12/31-03/12/31	7/29/2003	185,496.06	197,486.40	(11,990.34)
16,100.00	VIACOM INC	CL B FORMERLY COM NON VTG	86/12/31-03/12/31	12/17/2003	667,313.73	715,108.49	(47,794.76)
12,300.00	WAL MART STORES INC	COM	86/12/31-03/12/31	12/17/2003	639,939.02	731,843.21	(91,904.19)
8,700.00	WALGREEN CO	COM	86/12/31-03/12/31	1/15/2003	279,574.77	366,644.19	(87,069.42)
2,900.00	WALGREEN CO	COM	86/12/31-03/12/31	6/24/2003	86,431.02	114,083.30	(27,652.28)
3,600.00	WALGREEN CO	COM	86/12/31-03/12/31	6/25/2003	108,174.92	140,783.00	(32,608.08)
3,600.00	WALGREEN CO	COM	86/12/31-03/12/31	7/9/2003	110,095.43	131,397.32	(21,301.89)
3,600.00	WALGREEN CO	COM	86/12/31-03/12/31	7/9/2003	110,316.10	137,653.76	(27,337.66)
7,100.00	WALGREEN CO	COM	86/12/31-03/12/31	7/14/2003	220,103.88	251,721.19	(31,617.31)
6,800.00	WALGREEN CO	COM	86/12/31-03/12/31	7/15/2003	212,558.71	237,515.36	(24,956.65)
3,300.00	WALGREEN CO	COM	86/12/31-03/12/31	9/28/2003	105,382.76	110,042.28	(4,649.52)
3,300.00	WALGREEN CO	COM	86/12/31-03/12/31	10/9/2003	108,671.49	108,616.08	55.41
5,400.00	WALGREEN CO	COM	86/12/31-03/12/31	12/17/2003	196,454.67	176,224.62	20,230.05
2,700.00	WALGREEN CO	COM	86/12/31-03/12/31	12/18/2003	96,157.61	85,397.70	10,759.91
2,700.00	WALGREEN CO	COM	86/12/31-03/12/31	12/19/2003	95,180.79	83,322.00	11,858.79
5,600.00	WALGREEN CO	COM	86/12/31-03/12/31	12/22/2003	194,297.45	172,816.00	21,481.45
2,700.00	WALGREEN CO	COM	86/12/31-03/12/31	12/23/2003	95,792.59	83,322.00	12,470.59
3,200.00	WESTWOOD ONE INC	COM	86/12/31-03/12/31	7/15/2003	104,830.81	105,760.00	(1,129.39)
1,800.00	WESTWOOD ONE INC	COM	86/12/31-03/12/31	7/18/2003	57,862.86	59,490.00	(1,527.14)
2,100.00	WRIGLEY WM JR CO	COM	86/12/31-03/12/31	12/9/2003	116,536.13	109,289.33	7,236.80
1,900.00	WRIGLEY WM JR CO	COM	86/12/31-03/12/31	12/17/2003	105,939.98	98,372.19	7,567.79
600.00	WRIGLEY WM JR CO	COM	86/12/31-03/12/31	12/18/2003	33,331.91	30,969.54	2,362.37
1,100.00	WRIGLEY WM JR CO	COM	86/12/31-03/12/31	12/19/2003	60,775.89	60,978.06	(202.17)
1,100.00	WRIGLEY WM JR CO	COM	86/12/31-03/12/31	12/22/2003	60,753.89	61,377.44	(623.55)
700.00	WRIGLEY WM JR CO	COM	86/12/31-03/12/31	12/23/2003	38,709.72	38,802.32	(92.60)
600.00	WRIGLEY WM JR CO	COM	86/12/31-03/12/31	12/30/2003	33,332.75	32,983.56	349.19

THE ROCKEFELLER FOUNDATION
EMPLOYEE ID NO 13-1659629
GAIN AND LOSSES ON TAXABLE INVESTMENTS
FOR YEAR 2003

Shares/Par Value	Security Name	Security Description	Date Bought	Date Sold	Proceeds	Cost	Realized Gain/Loss
1,400 00	WRIGLEY WM JR CO	COM	86/12/31-03/12/31	12/31/2003	78,808 31	75,118 40	3,487 91
4,900 00	WYETH	COM	86/12/31-03/12/31	5/30/2003	212,118 41	184,494 94	27,823 47
3,800 00	WYETH	COM	86/12/31-03/12/31	5/30/2003	165,111 76	147,782 00	17,329 76
4,600 00	WYETH	COM	86/12/31-03/12/31	7/14/2003	219,394 54	170,438 28	48,956 26
6,600 00	WYETH	COM	86/12/31-03/12/31	7/15/2003	322,394 89	233,494 03	88,900 86
300 00	WYETH	COM	86/12/31-03/12/31	11/26/2003	12,134 43	10,512 93	1,621 50
5,200 00	YAHOO INC	COM	86/12/31-03/12/31	12/17/2003	208,625 66	221,830 18	(13,204 52)
700 00	ZIMMER HOLDINGS INC	COM	86/12/31-03/12/31	12/17/2003	47,086 79	39,723 18	7,363 61
3,100 00	ACE LTD	COM	86/12/31-03/12/31	8/24/2003	110,792 21	107,361 99	3,430 22
3,000 00	ACE LTD	COM	86/12/31-03/12/31	7/8/2003	104,473 40	101,834 82	2,638 58
1,600 00	ALCON INC	COM	86/12/31-03/12/31	12/17/2003	93,035 64	87,983 42	5,052 22
400 00	ALLIED IRISH BANKS	ORD EURO 32	86/12/31-03/12/31	4/2/2003	5,557 60	3,558 86	1,998 74
400 00	ALLIED IRISH BANKS	ORD EURO 32	86/12/31-03/12/31	4/3/2003	5,507 78	3,558 86	1,948 92
1,800 00	ALLIED IRISH BANKS	ORD EURO 32	86/12/31-03/12/31	4/4/2003	24,739 50	16,014 89	8,724 61
800 00	ALLIED IRISH BANKS	ORD EURO 32	86/12/31-03/12/31	4/4/2003	10,990 42	7,117 73	3,872 69
400 00	ALLIED IRISH BANKS	ORD EURO 32	86/12/31-03/12/31	4/17/2003	5,793 56	3,558 86	2,234 70
500 00	ALLIED IRISH BANKS	ORD EURO 32	86/12/31-03/12/31	4/23/2003	7,379 82	4,448 58	2,931 24
900 00	ALLIED IRISH BANKS	ORD EURO 32	86/12/31-03/12/31	4/24/2003	13,340 31	8,007 45	5,332 86
700 00	BOC GROUP	ORD GBP 25	86/12/31-03/12/31	4/23/2003	8,937 00	10,598 42	(1,661 42)
500 00	BOC GROUP	ORD GBP 25	86/12/31-03/12/31	5/7/2003	6,323 20	7,570 30	(1,247 10)
700 00	BOC GROUP	ORD GBP 25	86/12/31-03/12/31	7/28/2003	9,867 35	10,598 42	(931 07)
500 00	BOC GROUP	ORD GBP 25	86/12/31-03/12/31	7/31/2003	6,849 09	7,570 30	(721 21)
500 00	BOC GROUP	ORD GBP 25	86/12/31-03/12/31	8/1/2003	6,842 19	7,570 29	(728 10)
500 00	BOC GROUP	ORD GBP 25	86/12/31-03/12/31	8/4/2003	6,875 13	7,570 30	(695 17)
700 00	BOC GROUP	ORD GBP 25	86/12/31-03/12/31	8/13/2003	9,547 80	10,598 41	(1,050 61)
600 00	BOC GROUP	ORD GBP 25	86/12/31-03/12/31	8/22/2003	8,400 31	8,925 04	(524 73)
1,200 00	BOC GROUP	ORD GBP 25	86/12/31-03/12/31	8/22/2003	16,405 67	17,651 55	(1,245 88)
400 00	BOC GROUP	ORD GBP 25	86/12/31-03/12/31	8/27/2003	5,481 91	5,879 91	(398 00)
500 00	BOC GROUP	ORD GBP 25	86/12/31-03/12/31	10/3/2003	7,105 85	7,289 94	(184 09)
400 00	BOC GROUP	ORD GBP 25	86/12/31-03/12/31	10/6/2003	5,744 39	5,819 96	(75 57)
500 00	BOC GROUP	ORD GBP 25	86/12/31-03/12/31	10/7/2003	7,103 87	7,206 32	(102 45)
400 00	BOC GROUP	ORD GBP 25	86/12/31-03/12/31	10/9/2003	5,746 78	5,629 20	117 58
400 00	BOC GROUP	ORD GBP 25	86/12/31-03/12/31	10/10/2003	5,763 15	5,621 17	141 98
400 00	BOC GROUP	ORD GBP 25	86/12/31-03/12/31	10/21/2003	6,011 67	5,522 07	489 60
600 00	BOC GROUP	ORD GBP 25	86/12/31-03/12/31	10/23/2003	9,039 11	8,110 05	929 06
400 00	CRH	ORD EURO 32	86/12/31-03/12/31	5/30/2003	6,182 52	7,097 47	(914 95)
500 00	CRH	ORD EURO 32	86/12/31-03/12/31	6/3/2003	7,818 20	8,871 83	(1,053 63)
800 00	CRH	ORD EURO 32	86/12/31-03/12/31	6/4/2003	12,544 00	14,194 93	(1,650 93)
600 00	CRH	ORD EURO 32	86/12/31-03/12/31	6/6/2003	9,447 96	10,846 20	(1,398 24)
400 00	CRH	ORD EURO 32	86/12/31-03/12/31	6/9/2003	6,328 27	7,097 46	(769 19)
200 00	CRH	ORD EURO 32	86/12/31-03/12/31	6/11/2003	3,146 85	3,548 73	(401 88)
400 00	CRH	ORD EURO 32	86/12/31-03/12/31	8/15/2003	7,110 53	7,097 47	13 06
300 00	CRH	ORD EURO 32	86/12/31-03/12/31	8/18/2003	5,302 84	5,323 10	(20 26)
400 00	CRH	ORD EURO 32	86/12/31-03/12/31	8/19/2003	7,173 11	7,097 46	75 65
300 00	CRH	ORD EURO 32	86/12/31-03/12/31	8/21/2003	5,424 84	5,323 10	101 74
300 00	CRH	ORD EURO 32	86/12/31-03/12/31	8/28/2003	5,382 78	5,323 10	59 68
3,600 00	REUTERS GROUP	ORD GBP 25	86/12/31-03/12/31	4/23/2003	41,006 77	41,006 77	(33,744 12)
2,500 00	REUTERS GROUP	ORD GBP 25	86/12/31-03/12/31	4/24/2003	5,132 72	23,571 75	(18,439 03)
2,400 00	REUTERS GROUP	ORD GBP 25	86/12/31-03/12/31	4/29/2003	5,279 34	22,828 88	(17,549 54)
500 00	REUTERS GROUP	ORD GBP 25	86/12/31-03/12/31	4/30/2003	1,091 72	4,714 35	(3,622 63)
5,400 00	REUTERS GROUP	ORD GBP 25	86/12/31-03/12/31	6/4/2003	15,427 17	50,914 99	(35,487 82)
1,700 00	REUTERS GROUP	ORD GBP 25	86/12/31-03/12/31	6/5/2003	5,050 46	16,028 80	(10,978 34)
3,500 00	REUTERS GROUP	ORD GBP 25	86/12/31-03/12/31	6/9/2003	10,896 66	20,819 83	(9,923 17)
3,600 00	REUTERS GROUP	ORD GBP 25	86/12/31-03/12/31	6/10/2003	12,024 04	19,447 17	(7,423 13)
1,400 00	REUTERS GROUP	ORD GBP 25	86/12/31-03/12/31	6/11/2003	4,465 10	6,904 26	(2,439 16)
5,100 00	REUTERS GROUP	ORD GBP 25	86/12/31-03/12/31	11/12/2003	21,928 38	23,215 91	(1,287 53)
2,500 00	REUTERS GROUP	ORD GBP 25	86/12/31-03/12/31	11/17/2003	10,538 55	10,970 87	(432 32)
1,200 00	REUTERS GROUP	ORD GBP 25	86/12/31-03/12/31	11/18/2003	5,133 38	5,249 23	(115 85)
1,800 00	REUTERS GROUP	ORD GBP 25	86/12/31-03/12/31	11/19/2003	7,831 81	7,871 12	(39 31)
1,300 00	REUTERS GROUP	ORD GBP 25	86/12/31-03/12/31	11/21/2003	5,525 63	5,677 84	(152 21)
1,800 00	REUTERS GROUP	ORD GBP 25	86/12/31-03/12/31	11/24/2003	7,640 04	7,808 57	(168 53)
3,600 00	REUTERS GROUP	ORD GBP 25	86/12/31-03/12/31	11/25/2003	15,448 42	14,098 88	1,351 54
4,200 00	REUTERS GROUP	ORD GBP 25	86/12/31-03/12/31	11/26/2003	18,428 49	12,970 33	5,458 16
2,500 00	REUTERS GROUP	ORD GBP 25	86/12/31-03/12/31	11/27/2003	10,741 65	7,630 64	3,111 01
200 00	REUTERS GROUP	ORD GBP 25	86/12/31-03/12/31	12/1/2003	883 13	609 87	273 26
2,100 00	BAE SYSTEMS	ORD GBP 025	86/12/31-03/12/31	6/10/2003	5,115 83	9,257 89	(4,142 06)
2,200 00	BAE SYSTEMS	ORD GBP 025	86/12/31-03/12/31	6/11/2003	5,275 35	9,898 74	(4,623 39)
2,100 00	BAE SYSTEMS	ORD GBP 025	86/12/31-03/12/31	6/12/2003	5,050 72	9,257 89	(4,207 17)
2,200 00	BAE SYSTEMS	ORD GBP 025	86/12/31-03/12/31	6/17/2003	5,308 84	9,898 74	(4,589 90)
2,100 00	BAE SYSTEMS	ORD GBP 025	86/12/31-03/12/31	6/18/2003	5,035 87	9,257 89	(4,222 02)
2,200 00	BAE SYSTEMS	ORD GBP 025	86/12/31-03/12/31	6/25/2003	5,181 38	9,898 74	(4,717 36)
2,900 00	BAE SYSTEMS	ORD GBP 025	86/12/31-03/12/31	6/26/2003	6,746 12	12,784 70	(6,038 58)
2,200 00	BAE SYSTEMS	ORD GBP 025	86/12/31-03/12/31	6/30/2003	5,171 17	9,898 74	(4,727 57)
2,200 00	BAE SYSTEMS	ORD GBP 025	86/12/31-03/12/31	7/2/2003	5,198 31	9,898 74	(4,700 43)
2,200 00	BAE SYSTEMS	ORD GBP 025	86/12/31-03/12/31	7/3/2003	5,259 25	9,898 74	(4,639 49)
2,100 00	BAE SYSTEMS	ORD GBP 025	86/12/31-03/12/31	7/4/2003	5,092 09	9,257 88	(4,165 79)
2,200 00	BAE SYSTEMS	ORD GBP 025	86/12/31-03/12/31	7/10/2003	5,205 40	9,898 74	(4,693 34)
3,700 00	BAE SYSTEMS	ORD GBP 025	86/12/31-03/12/31	7/11/2003	8,786 12	16,311 51	(7,525 39)
2,100 00	BAE SYSTEMS	ORD GBP 025	86/12/31-03/12/31	7/14/2003	5,015 03	9,133 92	(4,118 89)
2,500 00	BAE SYSTEMS	ORD GBP 025	86/12/31-03/12/31	7/15/2003	5,947 91	10,846 19	(4,898 28)
400 00	BAE SYSTEMS	ORD GBP 025	86/12/31-03/12/31	7/17/2003	926 69	1,735 39	(808 70)
3,400 00	BAE SYSTEMS	ORD GBP 025	86/12/31-03/12/31	8/22/2003	8,980 62	14,750 83	(5,770 21)
2,000 00	BAE SYSTEMS	ORD GBP 025	86/12/31-03/12/31	8/27/2003	5,287 95	8,676 96	(3,389 01)
2,800 00	BAE SYSTEMS	ORD GBP 025	86/12/31-03/12/31	8/28/2003	7,481 86	12,147 74	(4,665 88)
2 100 00	BAE SYSTEMS	ORD GBP 025	86/12/31-03/12/31	9/4/2003	6,021 34	9,110 80	(3,089 46)

THE ROCKEFELLER FOUNDATION
EMPLOYEE ID NO 13-1659629
GAIN AND LOSSES ON TAXABLE INVESTMENTS
FOR YEAR 2003

Shares/Par Value	Security Name	Security Description	Date Bought	Date Sold	Proceeds	Cost	Realized Gain/Loss
4,200 00	BAE SYSTEMS	ORD GBP0 025	86/12/31-03/12/31	9/12/2003	11,706 40	15,870 04	(3,963 64)
2,700 00	BAE SYSTEMS	ORD GBP0 025	86/12/31-03/12/31	9/12/2003	7,594 84	11,713 89	(4,119 05)
1,700 00	BAE SYSTEMS	ORD GBP0 025	86/12/31-03/12/31	9/17/2003	5,072 95	4 677 90	395 05
2,100 00	BAE SYSTEMS	ORD GBP0 025	86/12/31-03/12/31	9/19/2003	6,655 69	5,704 78	950 91
2,300 00	BAE SYSTEMS	ORD GBP0 025	86/12/31-03/12/31	9/22/2003	7,065 28	6,221 69	843 59
1,700 00	BAE SYSTEMS	ORD GBP0 025	86/12/31-03/12/31	10/3/2003	5 081 89	4,588 08	513 81
1,700 00	BAE SYSTEMS	ORD GBP0 025	86/12/31-03/12/31	10/7/2003	5 127 65	4,545 82	581 83
1,700 00	BAE SYSTEMS	ORD GBP0 025	86/12/31-03/12/31	10/9/2003	5 270 28	4 545 82	724 46
2,500 00	BAE SYSTEMS	ORD GBP0 025	86/12/31-03/12/31	10/15/2003	7,792 39	6,594 91	1,197 48
1,700 00	BAE SYSTEMS	ORD GBP0 025	86/12/31-03/12/31	11/4/2003	5,214 82	4,389 94	844 88
500 00	IRISH LIFE + PERM	ORD EURO 32	86/12/31-03/12/31	3/18/2003	5,129 58	5,425 32	(285 78)
500 00	IRISH LIFE + PERM	ORD EURO 32	86/12/31-03/12/31	3/18/2003	5,153 43	5,425 31	(271 88)
200 00	IRISH LIFE + PERM	ORD EURO 32	86/12/31-03/12/31	3/19/2003	2 029 31	2,170 13	(140 82)
500 00	IRISH LIFE + PERM	ORD EURO 32	86/12/31-03/12/31	3/21/2003	5 127 24	5,425 31	(298 07)
500 00	IRISH LIFE + PERM	ORD EURO 32	86/12/31-03/12/31	3/24/2003	5 153 60	5,425 32	(271 72)
500 00	IRISH LIFE + PERM	ORD EURO 32	86/12/31-03/12/31	4/7/2003	5,210 23	5,409 38	(199 15)
700 00	IRISH LIFE + PERM	ORD EURO 32	86/12/31-03/12/31	4/7/2003	7 308 19	7,589 06	(280 87)
500 00	IRISH LIFE + PERM	ORD EURO 32	86/12/31-03/12/31	4/10/2003	5,256 42	5,409 37	(152 95)
1,000 00	IRISH LIFE + PERM	ORD EURO 32	86/12/31-03/12/31	4/15/2003	10,814 47	10,818 75	(204 28)
1,500 00	PRUDENTIAL PLC	ORD GBP0 05	86/12/31-03/12/31	5/27/2003	8,801 23	24 788 31	(15,985 08)
1,300 00	PRUDENTIAL PLC	ORD GBP0 05	86/12/31-03/12/31	5/28/2003	7,856 17	21,481 47	(13,625 30)
2,000 00	PRUDENTIAL PLC	ORD GBP0 05	86/12/31-03/12/31	5/29/2003	12,384 27	33,048 42	(20,664 15)
900 00	PRUDENTIAL PLC	ORD GBP0 05	86/12/31-03/12/31	5/30/2003	5 605 21	14,871 79	(9,266 58)
800 00	PRUDENTIAL PLC	ORD GBP0 05	86/12/31-03/12/31	6/2/2003	5,046 19	13 219 36	(8,173 17)
1,400 00	PRUDENTIAL PLC	ORD GBP0 05	86/12/31-03/12/31	6/5/2003	8 572 75	23,061 25	(14,488 50)
1,000 00	PRUDENTIAL PLC	ORD GBP0 05	86/12/31-03/12/31	6/8/2003	6,176 18	16,122 81	(9,946 63)
900 00	PRUDENTIAL PLC	ORD GBP0 05	86/12/31-03/12/31	6/10/2003	5,434 09	14,478 14	(9,042 05)
1,800 00	PRUDENTIAL PLC	ORD GBP0 05	86/12/31-03/12/31	6/11/2003	11 270 95	28,820 71	(17,549 76)
1,300 00	PRUDENTIAL PLC	ORD GBP0 05	86/12/31-03/12/31	6/12/2003	8,206 88	20,778 40	(12,571 52)
900 00	PRUDENTIAL PLC	ORD GBP0 05	86/12/31-03/12/31	6/13/2003	5,679 69	14,385 05	(8,705 36)
1,000 00	PRUDENTIAL PLC	ORD GBP0 05	86/12/31-03/12/31	6/16/2003	6,299 56	15,983 39	(9,683 83)
700 00	PRUDENTIAL PLC	ORD GBP0 05	86/12/31-03/12/31	6/17/2003	4,594 15	10,257 46	(5,663 31)
37,600 00	VODAFONE GROUP	ORD USD0 10	86/12/31-03/12/31	1/9/2003	70,779 24	25,932 32	44,846 92
12,400 00	VODAFONE GROUP	ORD USD0 10	86/12/31-03/12/31	1/10/2003	23,925 64	8,611 33	15,314 31
14,300 00	VODAFONE GROUP	ORD USD0 10	86/12/31-03/12/31	2/27/2003	25,516 98	9,930 81	15,586 17
700 00	VODAFONE GROUP	ORD USD0 10	86/12/31-03/12/31	2/28/2003	1,221 00	488 12	734 88
29,900 00	VODAFONE GROUP	ORD USD0 10	86/12/31-03/12/31	3/14/2003	53,596 73	20,092 55	33,504 18
26,200 00	VODAFONE GROUP	ORD USD0 10	86/12/31-03/12/31	4/4/2003	48,632 19	17,270 17	31,362 02
12,900 00	VODAFONE GROUP	ORD USD0 10	86/12/31-03/12/31	6/16/2003	26,733 38	47,759 44	(21,026 06)
20,600 00	VODAFONE GROUP	ORD USD0 10	86/12/31-03/12/31	6/17/2003	42,725 70	60,511 37	(17,785 67)
600 00	RECKITT BENCKISER PLC	ORD GBP0 105263	86/12/31-03/12/31	12/24/2003	13,362 55	11,027 39	2,335 16
400 00	RECKITT BENCKISER PLC	ORD GBP0 105263	86/12/31-03/12/31	12/30/2003	8,983 82	7,351 59	1,632 23
300 00	RECKITT BENCKISER PLC	ORD GBP0 105263	86/12/31-03/12/31	12/31/2003	6,800 88	5 513 70	1,287 18
400 00	ROYAL BK SCOT GRP	ORD GBP0 25	86/12/31-03/12/31	6/27/2003	11,246 21	9,009 53	2,236 68
200 00	ROYAL BK SCOT GRP	ORD GBP0 25	86/12/31-03/12/31	6/30/2003	5,592 82	4 504 77	1,088 05
200 00	ROYAL BK SCOT GRP	ORD GBP0 25	86/12/31-03/12/31	7/1/2003	5 492 86	4,504 78	988 10
200 00	ROYAL BK SCOT GRP	ORD GBP0 25	86/12/31-03/12/31	7/2/2003	5,663 77	4 504 77	1,159 00
1,200 00	ROYAL BK SCOT GRP	ORD GBP0 25	86/12/31-03/12/31	7/3/2003	33,941 50	27,028 59	6,912 91
200 00	ROYAL BK SCOT GRP	ORD GBP0 25	86/12/31-03/12/31	7/4/2003	5,643 93	4,504 78	1,139 17
1,200 00	ROYAL BK SCOT GRP	ORD GBP0 25	86/12/31-03/12/31	7/7/2003	33,747 84	26 628 02	7,119 82
1,100 00	ROYAL BK SCOT GRP	ORD GBP0 25	86/12/31-03/12/31	7/8/2003	30,285 12	24,368 71	5,896 41
200 00	ROYAL BK SCOT GRP	ORD GBP0 25	86/12/31-03/12/31	7/9/2003	5,515 12	4,430 68	1,084 44
1,300 00	SHIRE PHARMA GROUP	ORD GBP0 05	86/12/31-03/12/31	5/6/2003	9,363 31	19,741 97	(10,378 66)
900 00	SHIRE PHARMA GROUP	ORD GBP0 05	86/12/31-03/12/31	5/7/2003	6,333 47	13 400 39	(7,066 92)
900 00	SHIRE PHARMA GROUP	ORD GBP0 05	86/12/31-03/12/31	5/8/2003	6,182 40	13,400 39	(7,217 99)
900 00	SHIRE PHARMA GROUP	ORD GBP0 05	86/12/31-03/12/31	5/14/2003	6,253 35	13 400 39	(7,147 04)
800 00	SHIRE PHARMA GROUP	ORD GBP0 05	86/12/31-03/12/31	6/4/2003	5,344 98	11,911 46	(6,566 48)
900 00	SHIRE PHARMA GROUP	ORD GBP0 05	86/12/31-03/12/31	6/5/2003	6,102 60	13,254 58	(7,151 98)
1,300 00	SHIRE PHARMA GROUP	ORD GBP0 05	86/12/31-03/12/31	6/6/2003	9,106 61	19 040 18	(9,933 57)
800 00	SHIRE PHARMA GROUP	ORD GBP0 05	86/12/31-03/12/31	6/9/2003	5,488 22	11,717 04	(6,228 82)
300 00	SHIRE PHARMA GROUP	ORD GBP0 05	86/12/31-03/12/31	6/10/2003	2,087 37	4,393 89	(2,326 52)
5,800 00	SMITHS GROUP	ORD GBP0 25	86/12/31-03/12/31	11/12/2003	67,734 25	73 918 01	(6,183 76)
200 00	ASTRAZENECA	ORD USD0 25	86/12/31-03/12/31	1/2/2003	6,982 73	7,099 14	(116 41)
200 00	ASTRAZENECA	ORD USD0 25	86/12/31-03/12/31	1/3/2003	7,017 59	7,099 14	(81 55)
200 00	ASTRAZENECA	ORD USD0 25	86/12/31-03/12/31	1/8/2003	7,000 90	7 099 14	(98 24)
100 00	ASTRAZENECA	ORD USD0 25	86/12/31-03/12/31	1/9/2003	3,274 14	3,549 57	(275 43)
200 00	ASTRAZENECA	ORD USD0 25	86/12/31-03/12/31	1/13/2003	6,783 44	7,099 15	(315 71)
2,100 00	HBOS	ORD GBP0 25	86/12/31-03/12/31	4/25/2003	24,508 11	23,603 25	904 86
1,300 00	HBOS	ORD GBP0 25	86/12/31-03/12/31	4/28/2003	15 151 01	14 573 76	577 25
2,100 00	BRAMBLES INDUSTRIE	ORD GBP0 05	86/12/31-03/12/31	6/2/2003	5 817 45	19 705 96	(13,886 51)
1,900 00	BRAMBLES INDUSTRIE	ORD GBP0 05	86/12/31-03/12/31	6/3/2003	5,164 20	13,539 66	(8,375 46)
2,600 00	BRAMBLES INDUSTRIE	ORD GBP0 05	86/12/31-03/12/31	6/23/2003	7,336 18	18,527 95	(11,191 77)
16,500 00	MMO2	ORD GBP0 001	86/12/31-03/12/31	7/23/2003	13,864 76	13,890 05	(25 29)
20,600 00	MMO2	ORD GBP0 001	86/12/31-03/12/31	7/24/2003	17,521 08	17,285 88	235 22
8,100 00	MMO2	ORD GBP0 001	86/12/31-03/12/31	7/25/2003	6,947 74	6,780 29	167 45
10 600 00	MMO2	ORD GBP0 001	86/12/31-03/12/31	7/28/2003	9,152 57	8,753 24	399 33
15 600 00	MMO2	ORD GBP0 001	86/12/31-03/12/31	7/29/2003	13,381 96	12,758 09	623 87
8,800 00	MMO2	ORD GBP0 001	86/12/31-03/12/31	7/31/2003	7,577 48	7,127 00	450 48
6,000 00	MMO2	ORD GBP0 001	86/12/31-03/12/31	8/6/2003	5,106 56	4,838 29	268 27
6,800 00	MMO2	ORD GBP0 001	86/12/31-03/12/31	8/8/2003	5,825 29	5,438 16	387 13
6,900 00	MMO2	ORD GBP0 001	86/12/31-03/12/31	8/12/2003	5,925 91	5 477 73	448 18
6,500 00	MMO2	ORD GBP0 001	86/12/31-03/12/31	8/13/2003	5,630 58	5,030 00	600 58
7,400 00	MMO2	ORD GBP0 001	86/12/31-03/12/31	8/14/2003	6,505 94	5,715 50	790 44
1,300 00	MMO2	ORD GBP0 001	86/12/31-03/12/31	8/15/2003	1,159 59	1,003 31	156 28
1,200 00	MARKS + SPENCER GP	ORD GBP0 25	86/12/31-03/12/31	8/29/2003	5,777 09	4 748 17	1,028 92

THE ROCKEFELLER FOUNDATION
EMPLOYEE ID NO 13-1659629
GAIN AND LOSSES ON TAXABLE INVESTMENTS
FOR YEAR 2003

Shares/Par Value	Security Name	Security Description	Date Bought	Date Sold	Proceeds	Cost	Realized Gain/Loss
2,500.00	MARKS + SPENCER GP	ORD GBP0 25	86/12/31-03/12/31	9/1/2003	12,010.40	9,109.02	2,901.38
1,200.00	MARKS + SPENCER GP	ORD GBP0 25	86/12/31-03/12/31	9/1/2003	5,798.07	4,748.17	1,049.90
1,100.00	MARKS + SPENCER GP	ORD GBP0 25	86/12/31-03/12/31	9/2/2003	5,264.89	3,933.16	1,331.73
2,100.00	MARKS + SPENCER GP	ORD GBP0 25	86/12/31-03/12/31	9/3/2003	10,135.10	7,508.75	2,626.35
1,200.00	MARKS + SPENCER GP	ORD GBP0 25	86/12/31-03/12/31	9/4/2003	5,830.46	4,290.72	1,539.74
1,800.00	MARKS + SPENCER GP	ORD GBP0 25	86/12/31-03/12/31	9/5/2003	8,827.54	6,438.07	2,391.47
1,400.00	MARKS + SPENCER GP	ORD GBP0 25	86/12/31-03/12/31	9/5/2003	6,874.30	5,005.84	1,868.46
1,100.00	MARKS + SPENCER GP	ORD GBP0 25	86/12/31-03/12/31	9/8/2003	5,457.79	3,933.16	1,524.63
1,100.00	MARKS + SPENCER GP	ORD GBP0 25	86/12/31-03/12/31	9/10/2003	5,409.59	3,933.16	1,476.43
1,100.00	MARKS + SPENCER GP	ORD GBP0 25	86/12/31-03/12/31	9/11/2003	5,421.09	3,933.16	1,487.93
1,100.00	MARKS + SPENCER GP	ORD GBP0 25	86/12/31-03/12/31	9/12/2003	5,463.97	3,933.15	1,530.82
1,600.00	MARKS + SPENCER GP	ORD GBP0 25	86/12/31-03/12/31	9/15/2003	8,047.11	5,720.95	2,326.16
1,200.00	MARKS + SPENCER GP	ORD GBP0 25	86/12/31-03/12/31	9/16/2003	6,072.84	4,290.72	1,782.12
1,300.00	MARKS + SPENCER GP	ORD GBP0 25	86/12/31-03/12/31	9/17/2003	6,751.88	4,648.27	2,103.71
1,000.00	MARKS + SPENCER GP	ORD GBP0 25	86/12/31-03/12/31	9/18/2003	5,168.63	3,575.60	1,593.03
1,085.00	MARKS + SPENCER GP	ORD GBP0 25	86/12/31-03/12/31	9/19/2003	5,620.52	3,879.52	1,741.00
200.00	AIR LIQUIDE(L)	EUR11	86/12/31-03/12/31	1/15/2003	26,488.08	23,161.52	3,326.56
100.00	AIR LIQUIDE(L)	EUR11	86/12/31-03/12/31	1/16/2003	13,107.29	11,459.85	1,647.44
100.00	AIR LIQUIDE(L)	EUR11	86/12/31-03/12/31	1/20/2003	12,891.94	11,419.54	1,472.40
200.00	AIR LIQUIDE(L)	EUR11	86/12/31-03/12/31	3/3/2003	26,405.78	22,419.69	3,986.09
100.00	AIR LIQUIDE(L)	EUR11	86/12/31-03/12/31	3/17/2003	13,123.79	12,172.60	951.19
200.00	LVMH MOET HENNESSY	EUR0 30	86/12/31-03/12/31	1/17/2003	7,934.98	13,704.38	(5,769.40)
100.00	LVMH MOET HENNESSY	EUR0 30	86/12/31-03/12/31	1/21/2003	3,938.99	6,852.19	(2,915.20)
4,900.00	IRISH LIFE + PERM	ORD EURO 32	86/12/31-03/12/31	1/15/2003	53,097.95	53,097.95	-
100.00	RENAULT (REGIE NATIONALE)	EUR3 81	86/12/31-03/12/31	12/17/2003	6,750.99	5,031.42	1,719.57
200.00	RENAULT (REGIE NATIONALE)	EUR3 81	86/12/31-03/12/31	12/18/2003	13,392.69	9,998.35	3,394.34
100.00	RENAULT (REGIE NATIONALE)	EUR3 81	86/12/31-03/12/31	12/19/2003	6,725.27	4,971.89	1,753.38
100.00	RENAULT (REGIE NATIONALE)	EUR3 81	86/12/31-03/12/31	12/22/2003	6,729.90	4,917.10	1,812.80
100.00	SCHNEIDER ELECTRIC	EUR8	86/12/31-03/12/31	5/5/2003	5,369.33	4,988.22	381.11
200.00	SCHNEIDER ELECTRIC	EUR8	86/12/31-03/12/31	8/18/2003	10,680.22	9,871.22	789.00
400.00	SCHNEIDER ELECTRIC	EUR8	86/12/31-03/12/31	8/19/2003	21,717.07	19,514.84	2,202.43
100.00	SCHNEIDER ELECTRIC	EUR8	86/12/31-03/12/31	8/20/2003	5,432.82	4,870.82	562.00
200.00	SCHNEIDER ELECTRIC	EUR8	86/12/31-03/12/31	8/21/2003	10,754.42	9,723.46	1,030.96
100.00	SCHNEIDER ELECTRIC	EUR8	86/12/31-03/12/31	11/19/2003	5,997.82	4,881.58	1,116.24
100.00	SCHNEIDER ELECTRIC	EUR8	86/12/31-03/12/31	11/21/2003	6,005.12	4,861.58	1,143.54
100.00	SCHNEIDER ELECTRIC	EUR8	86/12/31-03/12/31	11/24/2003	6,004.57	4,781.39	1,223.18
100.00	SCHNEIDER ELECTRIC	EUR8	86/12/31-03/12/31	11/28/2003	6,113.03	4,781.38	1,331.65
400.00	SCHNEIDER ELECTRIC	EUR8	86/12/31-03/12/31	11/27/2003	24,705.48	18,948.10	5,757.38
100.00	SCHNEIDER ELECTRIC	EUR8	86/12/31-03/12/31	12/1/2003	6,228.11	4,465.02	1,763.09
100.00	SCHNEIDER ELECTRIC	EUR8	86/12/31-03/12/31	12/2/2003	6,322.42	4,465.02	1,857.40
100.00	SCHNEIDER ELECTRIC	EUR8	86/12/31-03/12/31	12/3/2003	6,431.76	4,442.33	1,989.43
600.00	VIVENDI UNIVERSAL	EUR5 5	86/12/31-03/12/31	6/6/2003	11,547.18	21,447.53	(9,900.35)
300.00	VIVENDI UNIVERSAL	EUR5 5	86/12/31-03/12/31	6/11/2003	5,724.60	10,700.00	(4,975.40)
300.00	VIVENDI UNIVERSAL	EUR5 5	86/12/31-03/12/31	6/17/2003	6,054.21	10,700.00	(4,645.79)
300.00	VIVENDI UNIVERSAL	EUR5 5	86/12/31-03/12/31	7/7/2003	5,563.51	10,697.70	(5,134.19)
300.00	VIVENDI UNIVERSAL	EUR5 5	86/12/31-03/12/31	9/1/2003	5,267.19	10,580.89	(5,313.70)
300.00	VIVENDI UNIVERSAL	EUR5 5	86/12/31-03/12/31	9/2/2003	5,410.59	10,523.08	(5,112.47)
300.00	PECHINEY	EUR15 25(ORD)	86/12/31-03/12/31	9/24/2003	16,019.91	10,541.57	5,478.34
200.00	PECHINEY	EUR15 25(ORD)	86/12/31-03/12/31	9/25/2003	10,694.73	7,027.72	3,667.01
200.00	PECHINEY	EUR15 25(ORD)	86/12/31-03/12/31	9/26/2003	10,890.58	7,027.72	3,862.86
300.00	PECHINEY	EUR15 25(ORD)	86/12/31-03/12/31	9/29/2003	16,340.80	10,541.57	5,799.23
100.00	PECHINEY	EUR15 25(ORD)	86/12/31-03/12/31	9/30/2003	5,510.58	3,513.86	1,996.72
200.00	PECHINEY	EUR15 25(ORD)	86/12/31-03/12/31	10/2/2003	11,056.99	7,027.72	4,029.27
100.00	PECHINEY	EUR15 25(ORD)	86/12/31-03/12/31	10/3/2003	5,470.25	3,513.86	1,956.39
200.00	PECHINEY	EUR15 25(ORD)	86/12/31-03/12/31	10/8/2003	11,065.17	7,027.71	4,037.46
100.00	PECHINEY	EUR15 25(ORD)	86/12/31-03/12/31	10/7/2003	5,569.91	3,513.86	2,056.05
100.00	PECHINEY	EUR15 25(ORD)	86/12/31-03/12/31	10/8/2003	5,595.36	3,513.86	2,081.50
100.00	PECHINEY	EUR15 25(ORD)	86/12/31-03/12/31	10/22/2003	5,832.20	3,513.86	2,318.34
100.00	PECHINEY	EUR15 25(ORD)	86/12/31-03/12/31	10/24/2003	5,591.90	3,513.85	2,078.05
400.00	METRO AG	ORD NPV	86/12/31-03/12/31	11/24/2003	16,796.67	17,172.67	(376.00)
700.00	METRO AG	ORD NPV	86/12/31-03/12/31	11/26/2003	29,852.56	29,983.95	(131.39)
200.00	METRO AG	ORD NPV	86/12/31-03/12/31	11/27/2003	8,519.95	8,565.87	(45.92)
500.00	METRO AG	ORD NPV	86/12/31-03/12/31	12/1/2003	21,929.87	21,298.13	633.74
2,400.00	UPM KYMMENE OY	NPV	86/12/31-03/12/31	11/12/2003	45,276.67	44,301.63	975.04
600.00	OTE (HELLENIC TLM)	EUR2 39(CR)	86/12/31-03/12/31	1/7/2003	6,750.99	8,901.45	(2,150.46)
500.00	OTE (HELLENIC TLM)	EUR2 39(CR)	86/12/31-03/12/31	1/10/2003	5,407.62	7,338.95	(1,931.33)
500.00	OTE (HELLENIC TLM)	EUR2 39(CR)	86/12/31-03/12/31	1/13/2003	5,459.55	7,308.13	(1,848.58)
500.00	OTE (HELLENIC TLM)	EUR2 39(CR)	86/12/31-03/12/31	1/14/2003	5,592.53	7,387.57	(1,795.04)
600.00	OTE (HELLENIC TLM)	EUR2 39(CR)	86/12/31-03/12/31	1/15/2003	6,858.36	8,793.04	(2,134.68)
500.00	OTE (HELLENIC TLM)	EUR2 39(CR)	86/12/31-03/12/31	1/16/2003	5,606.65	7,333.91	(1,727.26)
500.00	OTE (HELLENIC TLM)	EUR2 39(CR)	86/12/31-03/12/31	1/20/2003	5,591.14	7,556.99	(1,965.85)
800.00	OTE (HELLENIC TLM)	EUR2 39(CR)	86/12/31-03/12/31	1/21/2003	9,131.24	12,480.83	(3,349.59)
500.00	OTE (HELLENIC TLM)	EUR2 39(CR)	86/12/31-03/12/31	1/23/2003	5,857.16	7,800.52	(1,943.36)
100.00	OTE (HELLENIC TLM)	EUR2 39(CR)	86/12/31-03/12/31	1/27/2003	1,206.06	1,560.10	(354.04)
300.00	FRANCE TELECOM	EUR4	86/12/31-03/12/31	12/30/2003	8,408.01	6,824.99	1,583.02
1,000.00	HAGEMEYER	EUR1 2	86/12/31-03/12/31	6/4/2003	6,427.62	28,744.16	(22,316.54)
1,100.00	HAGEMEYER	EUR1 2	86/12/31-03/12/31	6/5/2003	7,467.93	31,491.13	(24,023.20)
1,700.00	AIXTRON	ORD NPV	86/12/31-03/12/31	4/9/2003	5,216.31	134,059.46	(128,843.15)
500.00	AIXTRON	ORD NPV	86/12/31-03/12/31	4/14/2003	1,504.93	39,429.25	(37,924.32)
1,400.00	AIXTRON	ORD NPV	86/12/31-03/12/31	6/2/2003	5,273.59	110,025.17	(104,751.58)
2,100.00	AIXTRON	ORD NPV	86/12/31-03/12/31	6/4/2003	8,025.18	169,008.90	(160,983.72)
-	SWISSCOM AG	CHF1 (REGD)	86/12/31-03/12/31	8/19/2003	8,815.25	7,419.18	1,396.07
1,500.00	THYSSENKRUPP AG	NPV	86/12/31-03/12/31	3/18/2003	12,897.40	22,897.68	(10,000.28)
800.00	THYSSENKRUPP AG	NPV	86/12/31-03/12/31	3/21/2003	5,228.02	9,178.29	(3,950.27)
700.00	THYSSENKRUPP AG	NPV	86/12/31-03/12/31	3/25/2003	6,049.55	10,704.90	(4,655.35)

THE ROCKEFELLER FOUNDATION
EMPLOYEE ID NO 13-1659629
GAIN AND LOSSES ON TAXABLE INVESTMENTS
FOR YEAR 2003

Shares/Par Value	Security Name	Security Description	Date Bought	Date Sold	Proceeds	Cost	Realized Gain/Loss
700 00	THYSSENKRUPP AG	NPV	86/12/31-03/12/31	4/7/2003	6,069 14	10,602 04	(4,532 90)
600 00	THYSSENKRUPP AG	NPV	86/12/31-03/12/31	4/8/2003	5,174 80	9,613 91	(4,439 01)
600 00	THYSSENKRUPP AG	NPV	86/12/31-03/12/31	4/9/2003	5,105 44	9,335 57	(4,230 13)
700 00	THYSSENKRUPP AG	NPV	86/12/31-03/12/31	4/11/2003	5,939 59	10,802 37	(4,862 78)
700 00	THYSSENKRUPP AG	NPV	86/12/31-03/12/31	4/15/2003	6,221 58	10,675 21	(4,453 63)
600 00	THYSSENKRUPP AG	NPV	86/12/31-03/12/31	4/16/2003	5,518 47	9,074 72	(3,556 25)
300 00	ASTRAZENECA	ORD USD0 25	86/12/31-03/12/31	1/2/2003	10,403 92	12,148 02	(1,744 10)
200 00	ASTRAZENECA	ORD USD0 25	86/12/31-03/12/31	1/9/2003	6,663 42	8,098 68	(1,435 26)
700 00	ASTRAZENECA	ORD USD0 25	86/12/31-03/12/31	1/10/2003	23,442 34	28,345 37	(4,903 03)
200 00	ASTRAZENECA	ORD USD0 25	86/12/31-03/12/31	1/13/2003	8,745 84	8,098 68	(1,352 84)
200 00	ASTRAZENECA	ORD USD0 25	86/12/31-03/12/31	1/14/2003	6,702 23	8,098 68	(1,396 45)
400 00	ASTRAZENECA	ORD USD0 25	86/12/31-03/12/31	1/16/2003	13,360 76	16,197 36	(2,836 60)
300 00	ASTRAZENECA	ORD USD0 25	86/12/31-03/12/31	1/30/2003	10,210 93	12,148 02	(1,937 09)
200 00	ASTRAZENECA	ORD USD0 25	86/12/31-03/12/31	1/31/2003	8,754 21	8,098 68	(1,344 47)
900 00	REPSOL YPF SA)	EUR1(REGD)	86/12/31-03/12/31	11/14/2003	15,490 59	13,351 74	2,138 85
200 00	REPSOL YPF SA)	EUR1(REGD)	86/12/31-03/12/31	11/19/2003	3,447 44	2,924 17	523 27
300 00	SIEMENS AG NPV (REGD)	NPV (REGD)	86/12/31-03/12/31	5/30/2003	14,186 28	20,288 58	(6,102 30)
100 00	SIEMENS AG NPV (REGD)	NPV (REGD)	86/12/31-03/12/31	6/22/2003	4,817 33	6,756 61	(1,939 28)
200 00	SIEMENS AG NPV (REGD)	NPV (REGD)	86/12/31-03/12/31	7/10/2003	10,345 53	13,513 22	(3,167 69)
600 00	SIEMENS AG NPV (REGD)	NPV (REGD)	86/12/31-03/12/31	7/11/2003	30,633 53	39,625 58	(8,992 05)
100 00	SIEMENS AG NPV (REGD)	NPV (REGD)	86/12/31-03/12/31	7/30/2003	5,616 20	6,379 29	(763 09)
300 00	SIEMENS AG NPV (REGD)	NPV (REGD)	86/12/31-03/12/31	7/31/2003	16,794 81	19,137 88	(2,343 07)
100 00	SIEMENS AG NPV (REGD)	NPV (REGD)	86/12/31-03/12/31	8/1/2003	5,596 04	6,379 29	(783 25)
200 00	SIEMENS AG NPV (REGD)	NPV (REGD)	86/12/31-03/12/31	12/4/2003	15,526 71	12,756 58	2,768 13
100 00	SIEMENS AG NPV (REGD)	NPV (REGD)	86/12/31-03/12/31	12/5/2003	7,680 83	6,379 29	1,301 34
-	TELEFONICA SA	EUR 1	86/12/31-03/12/31	7/2/2003	3,672 38	3,495 21	177 17
-	TELEFONICA SA	EUR 1	86/12/31-03/12/31	10/15/2003	3,709 05	3,470 53	238 52
1,100 00	BAYERISCHE MOTOREN WERKE AG	EUR1	86/12/31-03/12/31	10/3/2003	42,385 75	36,176 76	6,208 99
400 00	EPCOS	ORD NPV	86/12/31-03/12/31	4/14/2003	5,186 93	34,367 46	(29,180 53)
600 00	EPCOS	ORD NPV	86/12/31-03/12/31	4/15/2003	8,058 23	51,531 22	(43,472 99)
400 00	EPCOS	ORD NPV	86/12/31-03/12/31	4/16/2003	5,472 96	34,327 53	(28,854 57)
400 00	EPCOS	ORD NPV	86/12/31-03/12/31	4/17/2003	5,495 46	34,022 24	(28,526 78)
400 00	EPCOS	ORD NPV	86/12/31-03/12/31	4/22/2003	5,499 74	33,106 36	(27,606 62)
800 00	EPCOS	ORD NPV	86/12/31-03/12/31	6/27/2003	10,111 87	65,568 75	(55,456 88)
1,300 00	PORTUGAL TCOM SGPS	EUR1(REGD)	86/12/31-03/12/31	7/24/2003	9,091 68	9,986 38	(894 70)
1,300 00	PORTUGAL TCOM SGPS	EUR1(REGD)	86/12/31-03/12/31	7/25/2003	9,152 92	9,942 78	(789 86)
1,300 00	PORTUGAL TCOM SGPS	EUR1(REGD)	86/12/31-03/12/31	7/30/2003	8,848 52	9,856 58	(1,008 06)
4,400 00	PORTUGAL TCOM SGPS	EUR1(REGD)	86/12/31-03/12/31	7/31/2003	29,626 23	32,282 05	(2,655 82)
900 00	PORTUGAL TCOM SGPS	EUR1(REGD)	86/12/31-03/12/31	8/7/2003	6,008 02	6,335 41	(327 39)
900 00	PORTUGAL TCOM SGPS	EUR1(REGD)	86/12/31-03/12/31	8/8/2003	5,999 96	8,300 68	(300 72)
1,500 00	DEUTSCHE TELEKOM	NPV(REGD)	86/12/31-03/12/31	8/22/2003	22,415 48	44,186 87	(21,771 39)
400 00	DEUTSCHE TELEKOM	NPV(REGD)	86/12/31-03/12/31	8/25/2003	5,911 30	11,783 17	(5,871 87)
400 00	DEUTSCHE TELEKOM	NPV(REGD)	86/12/31-03/12/31	8/26/2003	5,921 67	11,783 17	(5,861 50)
3,100 00	DEUTSCHE TELEKOM	NPV(REGD)	86/12/31-03/12/31	8/27/2003	44,897 87	91,319 54	(46,421 67)
500 00	DEUTSCHE TELEKOM	NPV(REGD)	86/12/31-03/12/31	8/28/2003	7,309 42	14,728 96	(7,419 54)
1,600 00	DEUTSCHE TELEKOM	NPV(REGD)	86/12/31-03/12/31	9/2/2003	22,731 56	29,480 62	(6,749 06)
1,500 00	DEUTSCHE TELEKOM	NPV(REGD)	86/12/31-03/12/31	9/3/2003	21,371 53	18,959 06	2,412 47
1,300 00	DEUTSCHE TELEKOM	NPV(REGD)	86/12/31-03/12/31	9/4/2003	16,612 40	15,624 04	988 36
1,100 00	DEUTSCHE TELEKOM	NPV(REGD)	86/12/31-03/12/31	9/5/2003	15,910 71	13,077 03	2,833 68
1,200 00	DEUTSCHE TELEKOM	NPV(REGD)	86/12/31-03/12/31	9/8/2003	17,434 29	13,752 87	3,681 42
1,000 00	DEUTSCHE TELEKOM	NPV(REGD)	86/12/31-03/12/31	9/10/2003	14,705 59	11,251 89	3,453 70
800 00	DEUTSCHE TELEKOM	NPV(REGD)	86/12/31-03/12/31	9/12/2003	12,080 86	8,924 50	3,156 36
5,900 00	DEUTSCHE TELEKOM	NPV(REGD)	86/12/31-03/12/31	10/2/2003	84,742 69	62,974 83	21,767 86
200 00	ACCOR	EUR3	86/12/31-03/12/31	1/2/2003	6,081 87	9,035 24	(2,953 37)
200 00	ACCOR	EUR3	86/12/31-03/12/31	1/3/2003	6,298 79	9,035 25	(2,736 46)
200 00	ACCOR	EUR3	86/12/31-03/12/31	1/8/2003	6,395 76	9,035 25	(2,639 49)
300 00	ACCOR	EUR3	86/12/31-03/12/31	1/13/2003	9,191 01	13,552 87	(4,361 86)
200 00	ACCOR	EUR3	86/12/31-03/12/31	1/16/2003	6,069 35	9,035 24	(2,965 89)
200 00	ACCOR	EUR3	86/12/31-03/12/31	1/17/2003	6,084 94	9,035 24	(2,950 30)
700 00	NOKIA (AB) OY	EUR0 06	86/12/31-03/12/31	5/5/2003	11,788 20	18,784 65	(6,996 45)
2,000 00	NOKIA (AB) OY	EUR0 06	86/12/31-03/12/31	5/6/2003	33,958 23	51,526 29	(17,568 06)
900 00	NOKIA (AB) OY	EUR0 06	86/12/31-03/12/31	6/4/2003	16,143 11	22,261 28	(6,118 17)
300 00	NOKIA (AB) OY	EUR0 06	86/12/31-03/12/31	6/5/2003	5,427 29	7,335 08	(1,907 79)
1,000 00	NOKIA (AB) OY	EUR0 06	86/12/31-03/12/31	6/5/2003	17,878 67	24,450 28	(6,571 61)
200 00	NOKIA (AB) OY	EUR0 06	86/12/31-03/12/31	6/6/2003	3,578 99	4,890 05	(1,311 06)
1,600 00	NOKIA (AB) OY	EUR0 06	86/12/31-03/12/31	6/6/2003	28,631 92	38,041 85	(9,409 93)
300 00	NOKIA (AB) OY	EUR0 06	86/12/31-03/12/31	6/27/2003	4,988 19	7,119 37	(2,131 18)
400 00	NOKIA (AB) OY	EUR0 06	86/12/31-03/12/31	6/30/2003	6,737 08	9,492 49	(2,755 41)
200 00	NOKIA (AB) OY	EUR0 06	86/12/31-03/12/31	7/2/2003	3,303 15	4,746 24	(1,443 09)
2,500 00	NOKIA (AB) OY	EUR0 06	86/12/31-03/12/31	11/12/2003	43,715 31	46,319 09	(2,603 78)
300 00	ASML HOLDING NV	EUR0 02	86/12/31-03/12/31	10/15/2003	4,745 14	2,595 28	2,149 86
1 100 00	ASML HOLDING NV	EUR0 02	86/12/31-03/12/31	11/12/2003	20,125 29	9,168 60	10,956 69
700 00	STMICROELECTRONICS	EUR1 04	86/12/31-03/12/31	7/31/2003	14,970 84	15,379 46	(408 62)
300 00	STMICROELECTRONICS	EUR1 04	86/12/31-03/12/31	8/20/2003	6,621 05	6,520 83	100 12
1,100 00	STMICROELECTRONICS	EUR1 04	86/12/31-03/12/31	8/21/2003	24,703 23	23,596 18	1,107 05
1 000 00	STMICROELECTRONICS	EUR1 04	86/12/31-03/12/31	8/22/2003	22,743 72	20,821 57	1,922 15
800 00	PHILIPS ELEC(KON)	EUR0 20	86/12/31-03/12/31	12/3/2003	23,848 07	23,177 73	670 34
1,200 00	PHILIPS ELEC(KON)	EUR0 20	86/12/31-03/12/31	12/4/2003	36,138 35	28,036 73	8,101 62
700 00	PHILIPS ELEC(KON)	EUR0 20	86/12/31-03/12/31	12/5/2003	20,495 01	12,429 01	8,066 00
300 00	PHILIPS ELEC(KON)	EUR0 20	86/12/31-03/12/31	12/8/2003	8,596 37	5,326 72	3,269 65
400 00	PHILIPS ELEC(KON)	EUR0 20	86/12/31-03/12/31	12/9/2003	11,624 42	7,102 29	4,522 13
400 00	PHILIPS ELEC(KON)	EUR0 20	86/12/31-03/12/31	12/11/2003	11,447 87	7,102 29	4,345 58
600 00	PHILIPS ELEC(KON)	EUR0 20	86/12/31-03/12/31	12/12/2003	17,517 33	10,653 44	6,863 89
200 00	PHILIPS ELEC(KON)	EUR0 20	86/12/31-03/12/31	12/15/2003	5,906 47	3,551 15	2,355 32
300 00	PHILIPS ELEC(KON)	EUR0 20	86/12/31-03/12/31	12/16/2003	8,603 61	5,326 72	3,276 89

THE ROCKEFELLER FOUNDATION
EMPLOYEE ID NO 13-1858629
GAIN AND LOSSES ON TAXABLE INVESTMENTS
FOR YEAR 2003

Shares/Par Value	Security Name	Security Description	Date Bought	Date Sold	Proceeds	Cost	Realized Gain/Loss
200 00	TF1 TV FRANCAISE	EURO 20	86/12/31-03/12/31	1/30/2003	4,970 53	9,726 18	(4,755 65)
600 00	TF1 TV FRANCAISE	EURO 20	86/12/31-03/12/31	2/14/2003	13,788 12	29,178 53	(15,390 41)
300 00	TF1 TV FRANCAISE	EURO 20	86/12/31-03/12/31	2/18/2003	7,155 94	14,589 28	(7,433 32)
300 00	TF1 TV FRANCAISE	EURO 20	86/12/31-03/12/31	3/3/2003	7,043 28	14,589 28	(7,545 98)
100 00	TF1 TV FRANCAISE	EURO 20	86/12/31-03/12/31	3/10/2003	2,287 48	4,883 09	(2,595 61)
400 00	TF1 TV FRANCAISE	EURO 20	86/12/31-03/12/31	4/23/2003	11,912 48	19,477 44	(7,564 96)
200 00	TF1 TV FRANCAISE	EURO 20	86/12/31-03/12/31	4/24/2003	5,942 64	9,738 72	(3,796 08)
200 00	TF1 TV FRANCAISE	EURO 20	86/12/31-03/12/31	4/25/2003	5,940 06	9,738 72	(3,798 66)
200 00	TF1 TV FRANCAISE	EURO 20	86/12/31-03/12/31	4/28/2003	5,737 78	9,726 17	(3,988 39)
200 00	TF1 TV FRANCAISE	EURO 20	86/12/31-03/12/31	6/4/2003	6,101 47	9,726 18	(3,624 71)
300 00	TF1 TV FRANCAISE	EURO 20	86/12/31-03/12/31	6/6/2003	9,273 82	14,589 26	(5,315 44)
400 00	AIFUL CORP	JPY50	86/12/31-03/12/31	4/11/2003	14,243 76	36,402 96	(22,159 20)
1,100 00	ACOM CO	JPY50	86/12/31-03/12/31	5/21/2003	33,719 55	100,230 68	(66,511 11)
2,300 00	ACOM CO	JPY50	86/12/31-03/12/31	10/3/2003	114,583 94	163,776 13	(69,192 19)
1,600 00	AUST + NZ BANK GRP	NPV	86/12/31-03/12/31	6/23/2003	19,942 27	11,537 79	8,404 48
1,700 00	AUST + NZ BANK GRP	NPV	86/12/31-03/12/31	7/8/2003	20,226 95	11,985 45	8,241 50
2,800 00	AUST + NZ BANK GRP	NPV	86/12/31-03/12/31	7/23/2003	32,919 39	18,847 85	14,071 54
9,000 00	CHINA MOBILE (HK)	HKD0 10	86/12/31-03/12/31	2/10/2003	20,396 03	55,391 71	(34,995 68)
9,000 00	CHINA MOBILE (HK)	HKD0 10	86/12/31-03/12/31	2/11/2003	20,697 68	55,391 72	(34,694 04)
5,500 00	CHINA MOBILE (HK)	HKD0 10	86/12/31-03/12/31	2/13/2003	12,502 98	31,240 40	(18,737 44)
5 00	NTT DOCOMO	NPV	86/12/31-03/12/31	1/14/2003	10,471 45	17,582 82	(7,111 37)
10 00	NTT DOCOMO	NPV	86/12/31-03/12/31	1/15/2003	21,311 20	33,416 93	(12,107 73)
7 00	NTT DOCOMO	NPV	86/12/31-03/12/31	1/20/2003	14,570 45	18,472 83	(3,902 38)
11 00	NTT DOCOMO	NPV	86/12/31-03/12/31	3/26/2003	21,165 75	28,081 85	(6,916 10)
3 00	NTT DOCOMO	NPV	86/12/31-03/12/31	3/27/2003	5,945 44	7,706 41	(1,760 97)
8 00	NTT DOCOMO	NPV	86/12/31-03/12/31	4/7/2003	15,794 49	21,552 55	(5,758 06)
8 00	NTT DOCOMO	NPV	86/12/31-03/12/31	4/10/2003	16,281 56	21,149 47	(4,867 91)
9 00	NTT DOCOMO	NPV	86/12/31-03/12/31	5/13/2003	20,596 99	23,493 53	(2,896 54)
6 00	NTT DOCOMO	NPV	86/12/31-03/12/31	5/14/2003	13,736 10	15,564 05	(1,827 95)
7 00	NTT DOCOMO	NPV	86/12/31-03/12/31	6/9/2003	15,908 12	18,046 53	(2,138 41)
10 00	NTT DOCOMO	NPV	86/12/31-03/12/31	7/11/2003	24,042 80	25,780 75	(1,737 95)
30 00	NTT DOCOMO	NPV	86/12/31-03/12/31	9/18/2003	75,009 26	74,769 11	240 15
2 00	NTT DOCOMO	NPV	86/12/31-03/12/31	10/31/2003	4,399 84	4,895 79	(495 95)
5 400 00	BHP BILLITON LTD	NPV USD DIVIDENDS	86/12/31-03/12/31	11/12/2003	43,402 49	28,418 30	14,984 19
1,000 00	CANON INC	JPY50	86/12/31-03/12/31	12/19/2003	44,516 36	50,567 93	(6,051 57)
4,000 00	DBS GROUP HLDGS	SGD1	86/12/31-03/12/31	5/2/2003	20,070 55	33,261 79	(13,191 24)
7,000 00	DBS GROUP HLDGS	SGD1	86/12/31-03/12/31	5/14/2003	38,302 33	58,208 13	(19,905 80)
8,000 00	DBS GROUP HLDGS	SGD1	86/12/31-03/12/31	5/16/2003	33,217 21	49,892 68	(16,675 47)
3,000 00	DBS GROUP HLDGS	SGD1	86/12/31-03/12/31	5/19/2003	16,127 13	24,946 34	(8,819 21)
5,000 00	DBS GROUP HLDGS	SGD1	86/12/31-03/12/31	11/12/2003	41,226 53	41,577 24	(350 71)
3,000 00	CHEUNG KONG(HLDGS)	HKD0 50	86/12/31-03/12/31	1/8/2003	20,313 30	21,667 38	(1,354 08)
4,000 00	CHEUNG KONG(HLDGS)	HKD0 50	86/12/31-03/12/31	4/25/2003	20,718 52	41,287 94	(20,569 42)
3,000 00	CHEUNG KONG(HLDGS)	HKD0 50	86/12/31-03/12/31	11/3/2003	25,034 63	29,875 24	(4,840 61)
1,200 00	CHUBU ELEC POWER	JPY500	86/12/31-03/12/31	1/8/2003	21,095 81	25,004 67	(3,908 86)
1,200 00	CHUBU ELEC POWER	JPY500	86/12/31-03/12/31	1/10/2003	21,043 84	25,487 58	(4,443 74)
1,000 00	CHUBU ELEC POWER	JPY500	86/12/31-03/12/31	1/14/2003	17,670 67	21,443 70	(3,773 03)
900 00	CHUGAI PHARM CO	JPY50	86/12/31-03/12/31	9/5/2003	10,433 67	13,170 49	(2,736 82)
900 00	CHUGAI PHARM CO	JPY50	86/12/31-03/12/31	9/9/2003	10,427 07	13,133 41	(2,706 34)
900 00	CHUGAI PHARM CO	JPY50	86/12/31-03/12/31	9/10/2003	10,375 21	13,128 78	(2,753 57)
900 00	CHUGAI PHARM CO	JPY50	86/12/31-03/12/31	9/11/2003	10,356 21	13,033 49	(2,677 28)
1,000 00	CHUGAI PHARM CO	JPY50	86/12/31-03/12/31	9/12/2003	11,524 44	14,428 72	(2,904 28)
900 00	CHUGAI PHARM CO	JPY50	86/12/31-03/12/31	9/19/2003	10,742 29	12,300 89	(1,558 60)
900 00	CHUGAI PHARM CO	JPY50	86/12/31-03/12/31	9/22/2003	11,090 73	11,736 38	(645 63)
1,100 00	CHUGAI PHARM CO	JPY50	86/12/31-03/12/31	9/24/2003	13,886 27	14,319 17	(432 90)
900 00	CHUGAI PHARM CO	JPY50	86/12/31-03/12/31	9/25/2003	11,349 73	10,182 80	1,166 93
800 00	CHUGAI PHARM CO	JPY50	86/12/31-03/12/31	9/26/2003	9,991 55	6,384 04	3,607 51
900 00	CHUGAI PHARM CO	JPY50	86/12/31-03/12/31	9/29/2003	11,071 69	7,159 54	3,912 15
1,000 00	CHUGAI PHARM CO	JPY50	86/12/31-03/12/31	10/1/2003	12,887 30	7,855 05	4,932 25
3,000 00	DAIWA SECURITIES GROUP INC	JPY50	86/12/31-03/12/31	9/10/2003	21,158 30	13,803 68	7,354 62
4,000 00	DAIWA SECURITIES GROUP INC	JPY50	86/12/31-03/12/31	9/17/2003	28,950 93	16,021 13	10,929 80
3,000 00	DAIWA SECURITIES GROUP INC	JPY50	86/12/31-03/12/31	9/19/2003	22,030 05	13,228 02	8,802 03
3,000 00	DAIWA SECURITIES GROUP INC	JPY50	86/12/31-03/12/31	10/14/2003	22,892 72	13,182 27	9,700 45
5,000 00	DAIWA SECURITIES GROUP INC	JPY50	86/12/31-03/12/31	10/15/2003	37,845 07	21,465 33	16,379 74
1,400 00	HANG SENG BANK	HKD5	86/12/31-03/12/31	5/8/2003	14,062 47	16,361 93	(2,299 46)
1,600 00	HANG SENG BANK	HKD5	86/12/31-03/12/31	10/31/2003	19,930 41	18,322 50	1,607 91
1,600 00	HANG SENG BANK	HKD5	86/12/31-03/12/31	11/4/2003	20,384 06	18,308 36	2,075 70
1,600 00	HANG SENG BANK	HKD5	86/12/31-03/12/31	11/5/2003	20,460 25	18,209 32	2,250 93
100 00	HANG SENG BANK	HKD5	86/12/31-03/12/31	11/6/2003	1,268 12	1,138 08	128 04
1,100 00	HANG SENG BANK	HKD5	86/12/31-03/12/31	11/17/2003	13,782 01	12,507 76	1,274 25
3,000 00	HITACHI	JPY50	86/12/31-03/12/31	7/14/2003	14,712 77	21,879 03	(6,866 26)
7,000 00	HITACHI	JPY50	86/12/31-03/12/31	8/5/2003	29,954 82	49,518 80	(19,563 98)
5,000 00	HITACHI	JPY50	86/12/31-03/12/31	8/11/2003	21,241 29	33,971 56	(12,730 27)
3,000 00	HITACHI	JPY50	86/12/31-03/12/31	8/12/2003	12,749 35	18,644 44	(5,895 09)
4,000 00	HUTCHISON WHAMPOA	HKD0 25	86/12/31-03/12/31	8/6/2003	25,527 55	44,528 28	(19,000 73)
4,000 00	HUTCHISON WHAMPOA	HKD0 25	86/12/31-03/12/31	8/11/2003	25,500 60	40,259 00	(14,758 40)
3,000 00	HUTCHISON WHAMPOA	HKD0 25	86/12/31-03/12/31	8/13/2003	19,729 42	21,973 36	(2,243 94)
50 00	KEYENCE CORP	JPY50	86/12/31-03/12/31	5/20/2003	8,697 77	4,858 08	3,839 69
100 00	KEYENCE CORP	JPY50	86/12/31-03/12/31	9/18/2003	20,966 19	9,716 15	11,250 04
100 00	KEYENCE CORP	JPY50	86/12/31-03/12/31	9/30/2003	21,328 33	9,716 15	11,612 18
100 00	KEYENCE CORP	JPY50	86/12/31-03/12/31	10/3/2003	21,034 98	9,716 15	11,318 83
100 00	KEYENCE CORP	JPY50	86/12/31-03/12/31	10/8/2003	21,480 19	9,716 15	11,764 04
100 00	KEYENCE CORP	JPY50	86/12/31-03/12/31	10/10/2003	21,470 39	9,716 15	11,754 24
10,000 00	MITSUBISHI HVY IND	JPY50	86/12/31-03/12/31	5/26/2003	21,177 99	39,808 74	(18,630 75)
9,000 00	MITSUBISHI HVY IND	JPY50	86/12/31-03/12/31	5/13/2003	20,044 10	35,847 87	(15,803 77)
9,000 00	MITSUBISHI HVY IND	JPY50	86/12/31-03/12/31	6/18/2003	20,599 21	35,847 87	(15,048 66)

THE ROCKEFELLER FOUNDATION
EMPLOYEE ID NO 13-1659629
GAIN AND LOSSES ON TAXABLE INVESTMENTS
FOR YEAR 2003

Shares/Par Value	Security Name	Security Description	Date Bought	Date Sold	Proceeds	Cost	Realized Gain/Loss
8,000 00	8,000 00 MITSUBISHI HVB IND	JPY50	86/12/31-03/12/31	6/19/2003	18,819 20	31,686 99	(12,867 79)
31,000 00	31,000 00 MITSUBISHI HVB IND	JPY50	86/12/31-03/12/31	10/3/2003	83,083 96	94,303 70	(1,219 74)
2,000 00	2,000 00 MITSUI FUDOSAN CO	JPY50	86/12/31-03/12/31	8/29/2003	15,982 59	22,747 82	(6,765 23)
3,000 00	3,000 00 MITSUI FUDOSAN CO	JPY50	86/12/31-03/12/31	9/22/2003	24,857 91	33,586 17	(8,708 26)
4,000 00	4,000 00 MITSUI FUDOSAN CO	JPY50	86/12/31-03/12/31	9/4/2003	33,239 94	44,280 58	(11,040 64)
4,000 00	4,000 00 MITSUI FUDOSAN CO	JPY50	86/12/31-03/12/31	11/12/2003	35,488 57	44,280 58	(8,794 01)
300 00	300 00 NINTENDO CO	JPY50	86/12/31-03/12/31	1/30/2003	23,874 26	45,585 07	(21,710 81)
300 00	300 00 NINTENDO CO	JPY50	86/12/31-03/12/31	1/31/2003	23,421 70	47,013 04	(23,591 34)
300 00	300 00 NINTENDO CO	JPY50	86/12/31-03/12/31	2/3/2003	23,722 14	47,466 47	(23,744 33)
3,000 00	3,000 00 NIKKO CORDIAL CORP	JPY50	86/12/31-03/12/31	6/30/2003	12,035 40	17,737 43	(5,702 03)
5,000 00	5,000 00 NIKKO CORDIAL CORP	JPY50	86/12/31-03/12/31	7/15/2003	23,529 73	29,512 64	(5,982 91)
4,000 00	4,000 00 NIKKO CORDIAL CORP	JPY50	86/12/31-03/12/31	7/16/2003	18,113 33	23,497 72	(5,384 39)
3,000 00	3,000 00 NIKKO CORDIAL CORP	JPY50	86/12/31-03/12/31	8/11/2003	12,404 06	17,623 29	(5,219 23)
4,000 00	4,000 00 NIKKO CORDIAL CORP	JPY50	86/12/31-03/12/31	11/12/2003	20,331 56	22,871 77	(2,540 21)
5 00	5 00 NIPPON TEL+TEL CP	JPY50000	86/12/31-03/12/31	3/14/2003	17,347 19	85,525 95	(68,178 76)
5 00	5 00 NIPPON TEL+TEL CP	JPY50000	86/12/31-03/12/31	10/8/2003	24,833 99	86,333 68	(61,499 69)
6 00	6 00 NIPPON TEL+TEL CP	JPY50000	86/12/31-03/12/31	11/20/2003	28,355 11	103,277 32	(74,922 21)
6 00	6 00 NIPPON TEL+TEL CP	JPY50000	86/12/31-03/12/31	11/25/2003	28,970 30	102,831 13	(73,860 83)
600 00	600 00 NITTO DENKO CORP	JPY50	86/12/31-03/12/31	11/12/2003	30,377 36	24,034 29	6,343 07
3,000 00	3,000 00 NIKON CORP	JPY50	86/12/31-03/12/31	1/27/2003	24,025 80	105,247 29	(81,221 49)
2,000 00	2,000 00 NISSAN MOTOR CO	JPY50	86/12/31-03/12/31	8/15/2003	21,350 77	11,295 44	10,055 33
1,000 00	1,000 00 NISSAN MOTOR CO	JPY50	86/12/31-03/12/31	8/18/2003	10,709 40	5,557 20	5,152 20
1,000 00	1,000 00 NISSAN MOTOR CO	JPY50	86/12/31-03/12/31	8/19/2003	10,864 34	5,052 31	5,812 03
2,000 00	2,000 00 NISSAN MOTOR CO	JPY50	86/12/31-03/12/31	8/20/2003	21,515 07	9,805 06	11,610 01
1,000 00	1,000 00 NISSAN MOTOR CO	JPY50	86/12/31-03/12/31	8/21/2003	10,822 18	4,852 74	5,969 42
1,860 00	1,860 00 AUST + NZ BANK GRP	NPV	86/12/31-03/12/31	12/1/2003	-	-	-
2,000 00	2,000 00 SHIN ETSU CHEM CO	JPY50	86/12/31-03/12/31	6/26/2003	66,927 67	68,343 78	(1,416 11)
700 00	700 00 SONY CORP	JPY50	86/12/31-03/12/31	4/4/2003	23,982 51	45,608 20	(21,625 69)
600 00	600 00 SONY CORP	JPY50	86/12/31-03/12/31	4/7/2003	20,717 31	24,214 83	(3,497 52)
300 00	300 00 SONY CORP	JPY50	86/12/31-03/12/31	5/1/2003	7,330 29	12,322 35	(4,992 06)
700 00	700 00 SONY CORP	JPY50	86/12/31-03/12/31	7/7/2003	22,051 54	28,718 42	(6,666 88)
100 00	100 00 SONY CORP	JPY50	86/12/31-03/12/31	7/8/2003	3,315 67	4,102 63	(786 96)
5,000 00	5,000 00 SUMITOMO RLTY+DEV	JPY50	86/12/31-03/12/31	2/14/2003	21,230 43	22,207 25	(976 82)
6,000 00	6,000 00 SUMITOMO RLTY+DEV	JPY50	86/12/31-03/12/31	3/18/2003	20,062 75	27,770 12	(7,707 37)
5,500 00	5,500 00 SWIRE PACIFIC	A HKD0 60	86/12/31-03/12/31	1/10/2003	21,284 40	25,522 31	(4,237 91)
5,500 00	5,500 00 SWIRE PACIFIC	A HKD0 60	86/12/31-03/12/31	1/14/2003	21,422 13	25,522 31	(4,100 18)
2,000 00	2,000 00 SWIRE PACIFIC	A HKD0 60	86/12/31-03/12/31	1/15/2003	7,878 94	9,280 84	(1,401 90)
700 00	700 00 TDK CORP	JPY50	86/12/31-03/12/31	6/13/2003	33,372 95	37,278 48	(3,905 53)
400 00	400 00 TDK CORP	JPY50	86/12/31-03/12/31	6/18/2003	19,590 80	21,127 47	(1,536 67)
400 00	400 00 TDK CORP	JPY50	86/12/31-03/12/31	7/4/2003	21,908 65	20,719 97	1,188 68
300 00	300 00 TDK CORP	JPY50	86/12/31-03/12/31	7/8/2003	17,228 40	14,623 07	2,605 33
200 00	200 00 TDK CORP	JPY50	86/12/31-03/12/31	8/18/2003	12,126 96	9,748 71	2,378 25
200 00	200 00 TDK CORP	JPY50	86/12/31-03/12/31	8/19/2003	12,409 87	9,748 71	2,661 16
300 00	300 00 TDK CORP	JPY50	86/12/31-03/12/31	8/20/2003	18,746 69	14,506 34	4,240 35
200 00	200 00 TDK CORP	JPY50	86/12/31-03/12/31	8/27/2003	12,580 00	9,515 26	3,064 74
400 00	400 00 TDK CORP	JPY50	86/12/31-03/12/31	10/31/2003	26,279 42	19,030 53	7,248 89
800 00	800 00 TDK CORP	JPY50	86/12/31-03/12/31	11/4/2003	52,985 89	37,889 75	15,096 14
500 00	500 00 ADVANTEST	JPY50	86/12/31-03/12/31	2/10/2003	20,902 70	37,406 81	(16,504 11)
700 00	700 00 ADVANTEST	JPY50	86/12/31-03/12/31	2/14/2003	30,174 82	109,372 73	(79,197 91)
300 00	300 00 ADVANTEST	JPY50	86/12/31-03/12/31	2/17/2003	13,674 36	34,842 06	(21,167 70)
200 00	200 00 ADVANTEST	JPY50	86/12/31-03/12/31	9/11/2003	13,750 29	18,840 38	(5,090 07)
800 00	800 00 ADVANTEST	JPY50	86/12/31-03/12/31	9/12/2003	40,743 25	56,121 24	(15,377 99)
200 00	200 00 ADVANTEST	JPY50	86/12/31-03/12/31	9/16/2003	13,461 48	18,408 97	(4,947 49)
200 00	200 00 ADVANTEST	JPY50	86/12/31-03/12/31	10/22/2003	14,931 57	18,169 00	(3,237 43)
200 00	200 00 ADVANTEST	JPY50	86/12/31-03/12/31	10/24/2003	13,871 85	18,169 00	(4,297 15)
100 00	100 00 ADVANTEST	JPY50	86/12/31-03/12/31	10/28/2003	7,010 64	8,862 70	(1,852 06)
1,300 00	1,300 00 TELECOM CORP OF NZ	NPV (NZ LISTING)	86/12/31-03/12/31	7/23/2003	3,892 60	3,236 63	655 97
3,200 00	3,200 00 TELECOM CORP OF NZ	NPV (NZ LISTING)	86/12/31-03/12/31	10/1/2003	9,876 51	7,722 61	2,153 90
6,900 00	6,900 00 TELECOM CORP OF NZ	NPV (NZ LISTING)	86/12/31-03/12/31	12/23/2003	23,098 86	15,925 01	7,173 85
6,200 00	6,200 00 TELECOM CORP OF NZ	NPV (NZ LISTING)	86/12/31-03/12/31	12/24/2003	21,292 68	14,017 04	7,275 64
7,133 00	7,133 00 TELECOM CORP OF NZ	NPV (NZ LISTING)	86/12/31-03/12/31	12/29/2003	24,629 80	18,126 37	6,503 43
5,800 00	5,800 00 NEWS CORPORATION	NPV	86/12/31-03/12/31	5/20/2003	41,711 32	48,839 74	(7,128 42)
6,200 00	6,200 00 NEWS CORPORATION	NPV	86/12/31-03/12/31	5/21/2003	44,540 04	40,545 78	3,994 26
200 00	200 00 TOKYO ELECTRON	JPY50	86/12/31-03/12/31	11/14/2003	14,564 44	8,140 25	6,424 19
200 00	200 00 TOKYO ELECTRON	JPY50	86/12/31-03/12/31	11/17/2003	13,289 68	8,140 25	5,149 43
4,000 00	4,000 00 TOKYU CORP	JPY50	86/12/31-03/12/31	8/19/2003	12,534 99	17,052 50	(4,517 51)
6,000 00	6,000 00 TOKYU CORP	JPY50	86/12/31-03/12/31	8/20/2003	19,249 35	25,276 80	(6,027 45)
8,000 00	8,000 00 TOKYU CORP	JPY50	86/12/31-03/12/31	8/21/2003	27,112 24	32,923 21	(5,810 97)
10,000 00	10,000 00 TOKYU CORP	JPY50	86/12/31-03/12/31	8/22/2003	35,655 40	40,819 87	(4,964 47)
4,000 00	4,000 00 TOKYU CORP	JPY50	86/12/31-03/12/31	8/25/2003	14,468 08	18,224 21	(3,756 13)
-	- WESFARMERS	NPV	86/12/31-03/12/31	12/9/2003	3,865 26	3,699 88	165 38
5,500 00	5,500 00 ALUMINA LIMITED	NPV	86/12/31-03/12/31	11/7/2003	23,560 89	12,148 67	11,412 22
4,800 00	4,800 00 ALUMINA LIMITED	NPV	86/12/31-03/12/31	11/11/2003	20,528 78	10,404 98	10,123 80
7,100 00	7,100 00 ALUMINA LIMITED	NPV	86/12/31-03/12/31	12/2/2003	31,127 99	15,390 69	15,737 30
5,300 00	5,300 00 WOOLWORTHS LTD	NPV	86/12/31-03/12/31	10/3/2003	40,234 69	29,837 16	10,397 53
12,500 00	12,500 00 WOOLWORTHS LTD	NPV	86/12/31-03/12/31	10/9/2003	92,455 89	70,370 66	22,085 23
42 00	42 00 NESTLE SA	CHF1 (REGD)	86/12/31-03/12/31	3/18/2003	7,866 78	8,725 48	(858 70)
400 00	400 00 ENI	EUR1	86/12/31-03/12/31	6/6/2003	6,560 85	6,344 72	216 13
400 00	400 00 ENI	EUR1	86/12/31-03/12/31	6/9/2003	6,516 67	6,344 72	171 95
800 00	800 00 ENI	EUR1	86/12/31-03/12/31	6/11/2003	13,086 09	12,837 51	248 58
500 00	500 00 ENI	EUR1	86/12/31-03/12/31	6/12/2003	8,202 92	7,213 49	989 43
600 00	600 00 ENI	EUR1	86/12/31-03/12/31	7/23/2003	9,064 61	8,451 12	613 49
800 00	800 00 ENI	EUR1	86/12/31-03/12/31	7/23/2003	12,086 13	11,289 25	796 88
1,000 00	1,000 00 ENI	EUR1	86/12/31-03/12/31	7/24/2003	14,989 73	13,955 23	1,034 50
700 00	700 00 ENI	EUR1	86/12/31-03/12/31	7/28/2003	10,647 94	9,731 28	916 66

THE ROCKEFELLER FOUNDATION
EMPLOYEE ID NO 13-1659629
GAIN AND LOSSES ON TAXABLE INVESTMENTS
FOR YEAR 2003

Shares/Par Value	Security Name	Security Description	Date Bought	Date Sold	Proceeds	Cost	Realized Gain/Loss
1,300 00	ENI	EUR1	86/12/31-03/12/31	7/29/2003	19,710 01	18,055 07	1,654 94
700 00	ENI	EUR1	86/12/31-03/12/31	7/30/2003	10,500 05	9,610 28	889 77
1,100 00	ENI	EUR1	86/12/31-03/12/31	7/31/2003	16,272 31	15,101 86	1,170 45
700 00	ENI	EUR1	86/12/31-03/12/31	8/4/2003	10,329 02	9,610 28	718 74
400 00	ENI	EUR1	86/12/31-03/12/31	8/5/2003	5,895 09	5,491 59	403 50
500 00	ENI	EUR1	86/12/31-03/12/31	8/6/2003	7,304 04	6,864 48	439 56
1,700 00	ENI	EUR1	86/12/31-03/12/31	8/7/2003	25,128 53	23,339 24	1,789 29
500 00	ENI	EUR1	86/12/31-03/12/31	8/8/2003	7,430 74	6,861 52	569 22
1,500 00	ENI	EUR1	86/12/31-03/12/31	9/18/2003	22,795 84	20,562 99	2,232 85
2,700 00	ENI	EUR1	86/12/31-03/12/31	10/3/2003	42,065 14	34,930 88	7,134 26
804 00	CREDIT SUISSE GRP	CHF3 (REGD)	86/12/31-03/12/31	6/11/2003	24,061 99	25,897 79	(1,835 80)
286 00	CREDIT SUISSE GRP	CHF3 (REGD)	86/12/31-03/12/31	6/12/2003	8,538 64	8,782 57	(243 93)
379 00	CREDIT SUISSE GRP	CHF3 (REGD)	86/12/31-03/12/31	6/13/2003	11,090 66	11,627 88	(537 20)
968 00	CREDIT SUISSE GRP	CHF3 (REGD)	86/12/31-03/12/31	6/16/2003	28,403 01	29,637 25	(1,234 24)
1,142 00	CREDIT SUISSE GRP	CHF3 (REGD)	86/12/31-03/12/31	6/17/2003	33,530 50	35,037 00	(1,506 50)
238 00	CREDIT SUISSE GRP	CHF3 (REGD)	86/12/31-03/12/31	6/18/2003	6,912 15	7,301 93	(389 78)
235 00	CREDIT SUISSE GRP	CHF3 (REGD)	86/12/31-03/12/31	6/20/2003	6,497 71	5,796 12	701 59
214 00	CREDIT SUISSE GRP	CHF3 (REGD)	86/12/31-03/12/31	6/23/2003	5,921 37	4,939 00	982 37
280 00	CREDIT SUISSE GRP	CHF3 (REGD)	86/12/31-03/12/31	6/24/2003	7,575 78	6,462 24	1,113 52
709 00	CREDIT SUISSE GRP	CHF3 (REGD)	86/12/31-03/12/31	6/27/2003	18,791 80	16,232 34	2,559 46
401 00	CREDIT SUISSE GRP	CHF3 (REGD)	86/12/31-03/12/31	6/30/2003	10,635 14	9,118 69	1,516 45
820 00	CREDIT SUISSE GRP	CHF3 (REGD)	86/12/31-03/12/31	7/2/2003	16,745 52	14,093 97	2,651 55
595 00	CREDIT SUISSE GRP	CHF3 (REGD)	86/12/31-03/12/31	9/8/2003	19,727 40	13,173 09	6,554 31
276 00	CREDIT SUISSE GRP	CHF3 (REGD)	86/12/31-03/12/31	9/12/2003	9,195 87	6,078 05	3,117 82
299 00	CREDIT SUISSE GRP	CHF3 (REGD)	86/12/31-03/12/31	11/17/2003	9,757 54	6,526 36	3,231 18
305 00	CREDIT SUISSE GRP	CHF3 (REGD)	86/12/31-03/12/31	11/18/2003	9,947 52	6,505 28	3,442 24
240 00	CREDIT SUISSE GRP	CHF3 (REGD)	86/12/31-03/12/31	11/20/2003	7,788 72	5,064 26	2,724 46
165 00	CREDIT SUISSE GRP	CHF3 (REGD)	86/12/31-03/12/31	11/21/2003	5,443 24	3,464 01	1,979 23
191 00	CREDIT SUISSE GRP	CHF3 (REGD)	86/12/31-03/12/31	12/1/2003	6,377 14	3,975 88	2,401 26
4,400 00	PLACER DOME INC	COM	86/12/31-03/12/31	11/14/2003	73,468 46	51,382 99	22,103 47
1,800 00	PLACER DOME INC	COM	86/12/31-03/12/31	11/17/2003	29,053 17	20,414 23	8,638 94
4,200 00	FRANCE TELECOM	EUR 4 (RFD 01/01/2003)	86/12/31-03/12/31	5/28/2003	86,000 67	86,000 67	-
89 00	ANTENA 3 TV	EUR3	86/12/31-03/12/31	11/3/2003	2,810 26	2,595 03	215 23
1,100 00	SUNCOR ENERGY INC	COM NPV	86/12/31-03/12/31	11/11/2003	23,232 00	8,425 24	14,806 76
200 00	ASML HOLDING N V	NEW YORK SHS	86/12/31-03/12/31	9/15/2003	2,979 96	2,125 00	854 96
900 00	ASML HOLDING N V	NEW YORK SHS	86/12/31-03/12/31	9/16/2003	13,517 00	9,562 50	3,954 50
400 00	ASML HOLDING N V	NEW YORK SHS	86/12/31-03/12/31	9/17/2003	6,222 06	4,250 00	1,972 06
9,750 00	XSTRATA PLC	NEW CNV UNSEC LN NPD 02JUN03	86/12/31-03/12/31	6/2/2003	30,325 61	30,325 61	-
9,750 00	XSTRATA PLC	CNV UNS LN STK(FPD 02JUN03)	86/12/31-03/12/31	6/3/2003	89,424 68	89,424 68	-
17 00	TELEFONICA SA	BNS RTS EXP 11FEB03	86/12/31-03/12/31	2/18/2003	3 09	-	3 09
26 00	TELEFONICA	BNS RTS EXPDT 25MAR03	86/12/31-03/12/31	3/17/2003	5 24	-	5 24
4,400 00	FRANCE TELECOM	WTS EXP 04APR03	86/12/31-03/12/31	4/4/2003	20,320 44	14,988 73	5,331 71
10 00	SUB ALLIANZ ALLIANZ AG	RTS EXP 29APR03	86/12/31-03/12/31	4/22/2003	90 51	-	90 51
950 00	SUB ALLIANZ ALLIANZ AG	RTS EXP 29APR03	86/12/31-03/12/31	4/29/2003	8,212 19	-	8,212 19
40 00	SUB ALLIANZ ALLIANZ AG	RTS EXP 29APR03	86/12/31-03/12/31	4/29/2003	325 93	-	325 93
80 00	MUENCHENER RUCKVERSAG	RTS EXP 10NOV03	86/12/31-03/12/31	11/5/2003	690 83	-	690 83
1,520 00	MUENCHENER RUCKVERSAG	RTS EXP 10NOV03	86/12/31-03/12/31	11/6/2003	13,277 43	-	13,277 43
6,747 00	EBAY INC	COM	86/12/31-03/12/31	3/3/2003	529,099 74	409,531 07	119,568 67
829 00	EVOLVE SOFTWARE INC	COM NEW	86/12/31-03/12/31	1/31/2003	2,138 75	3,357 45	(1,218 70)
1 030 00	FTI CONSULTING INC	COM	86/12/31-03/12/31	3/3/2003	44,290 00	9,750 66	34,539 34
33,298 00	GLOBESPAN VIRATA INC	COM	86/12/31-03/12/31	3/3/2003	155,159 36	4,151,768 14	(3,996,608 78)
48,516 00	JETBLUE AWYS CORP	COM	86/12/31-03/12/31	3/3/2003	1,278,881 76	1,350,012 72	(71,130 96)
33,655 00	KIRKLANDS INC	COM	86/12/31-03/12/31	3/3/2003	368,839 50	367,514 00	(674 50)
2 550 00	MAGMA DESIGN AUTOMATION INC	COM	86/12/31-03/12/31	3/3/2003	19,099 50	28,511 66	(7,412 16)
27,248 00	MOTOROLA INC	COM	86/12/31-03/12/31	3/3/2003	229,411 32	489,721 04	(240,309 72)
22,629 00	NETFLIX COM INC	COM	86/12/31-03/12/31	3/3/2003	387,182 19	246,856 10	140,326 09
1,365 00	PDF SOLUTIONS INC	COM	86/12/31-03/12/31	1/3/2003	9,022 38	11,152 05	(2,129 67)
4,541 00	PDF SOLUTIONS INC	COM	86/12/31-03/12/31	1/6/2003	28,872 17	37,099 97	(8,227 80)
25,285 00	RADIO ONE INC	CL A	86/12/31-03/12/31	3/3/2003	355,507 10	425,548 57	(70,041 47)
50,575 00	RADIO ONE INC	NON VGT CL D	86/12/31-03/12/31	3/3/2003	694,900 50	872,956 72	(178,056 22)
37,505 00	SELECT MED CORP	OC COM	86/12/31-03/12/31	3/3/2003	498,816 50	631,834 85	(133,018 35)
168,675 00	TRIZETTO GROUP INC	COM	86/12/31-03/12/31	3/3/2003	832,531 25	1,600,725 75	(668,194 50)
3 00	APW LTD	WT EXP 31JUL09	86/12/31-03/12/31	2/11/2003	12 60	-	12 60
10,600 00	DIAGEO	ORD GBX28 935185	86/12/31-03/12/31	2/7/2003	104,278 67	121,103 52	(16,824 85)
17,000 00	DIAGEO	ORD GBX28 935185	86/12/31-03/12/31	5/22/2003	181,621 20	194,221 40	(12,600 20)
10,900 00	DIAGEO	ORD GBX28 935185	86/12/31-03/12/31	6/24/2003	121,059 33	124,522 05	(3,462 72)
5,700 00	DIAGEO	ORD GBX28 935185	86/12/31-03/12/31	6/24/2003	62,935 89	65,117 03	(2,181 14)
1,800 00	DIAGEO	ORD GBX28 935185	86/12/31-03/12/31	6/25/2003	20,202 80	20,563 27	(360 47)
20,500 00	DIAGEO	ORD GBX28 935185	86/12/31-03/12/31	7/18/2003	206,866 27	231,126 62	(24,260 35)
11,200 00	DIAGEO	ORD GBX28 935185	86/12/31-03/12/31	8/14/2003	118,378 61	124,674 67	(6,296 06)
7,400 00	DIAGEO	ORD GBX28 935185	86/12/31-03/12/31	8/15/2003	77,612 84	81,259 21	(3,646 37)
8,000 00	DIAGEO	ORD GBX28 935185	86/12/31-03/12/31	8/18/2003	62,995 11	65,565 40	(2,570 29)
6 100 00	DIAGEO	ORD GBX28 935185	86/12/31-03/12/31	8/18/2003	64,033 09	68,658 16	(4,625 07)
500 00	DIAGEO	ORD GBX28 935185	86/12/31-03/12/31	8/19/2003	5,270 31	5,384 89	(114 58)
3 100 00	DIAGEO	ORD GBX28 935185	86/12/31-03/12/31	8/19/2003	32,620 77	33,875 45	(1,254 68)
12,800 00	DIAGEO	ORD GBX28 935185	86/12/31-03/12/31	10/28/2003	150,616 85	129,785 08	20,831 77
5,700 00	AMERSHAM PLC	ORD GBP0 05	86/12/31-03/12/31	3/4/2003	37,987 06	59,792 78	(21,805 72)
5,700 00	AMERSHAM PLC	ORD GBP0 05	86/12/31-03/12/31	3/5/2003	37,612 65	58,282 83	(20,670 18)
2 800 00	AMERSHAM PLC	ORD GBP0 05	86/12/31-03/12/31	3/17/2003	17,176 28	28,119 24	(9,942 96)
9 600 00	AMERSHAM PLC	ORD GBP0 05	86/12/31-03/12/31	3/18/2003	63,407 19	67,641 59	(4,234 40)
7 300 00	AMERSHAM PLC	ORD GBP0 05	86/12/31-03/12/31	4/8/2003	48,710 88	75,642 12	(26,931 24)
3,800 00	AMERSHAM PLC	ORD GBP0 05	86/12/31-03/12/31	4/8/2003	25,330 80	39,375 32	(14,044 52)
5,800 00	AMERSHAM PLC	ORD GBP0 05	86/12/31-03/12/31	4/9/2003	38,783 92	60,099 17	(21,315 25)
6,800 00	AMERSHAM PLC	ORD GBP0 05	86/12/31-03/12/31	4/9/2003	44,134 94	68,388 72	(24,253 78)
5,300 00	AMERSHAM PLC	ORD GBP0 05	86/12/31-03/12/31	4/9/2003	35,265 98	54,918 21	(19,652 23)

THE ROCKEFELLER FOUNDATION
EMPLOYEE ID NO 13-1659629
GAIN AND LOSSES ON TAXABLE INVESTMENTS
FOR YEAR 2003

Shares/Par Value	Security Name	Security Description	Date Bought	Date Sold	Proceeds	Cost	Realized Gain/Loss
8,700 00	AMERSHAM PLC	ORD GBP0 05	86/12/31-03/12/31	4/10/2003	58,073 66	80,148 76	(32,075 10)
11,800 00	AMERSHAM PLC	ORD GBP0 05	86/12/31-03/12/31	5/7/2003	86,717 28	122,270 73	(35,553 45)
16,800 00	AMERSHAM PLC	ORD GBP0 05	86/12/31-03/12/31	5/8/2003	121,667 85	172,003 51	(50,335 66)
3,900 00	AMERSHAM PLC	ORD GBP0 05	86/12/31-03/12/31	5/9/2003	28,169 12	39,447 78	(11,278 66)
2,100 00	AMERSHAM PLC	ORD GBP0 05	86/12/31-03/12/31	5/9/2003	15,253 57	21,241 12	(5,987 55)
4,700 00	AMERSHAM PLC	ORD GBP0 05	86/12/31-03/12/31	5/12/2003	33,907 71	47,539 64	(13,631 93)
2,900 00	AMERSHAM PLC	ORD GBP0 05	86/12/31-03/12/31	5/13/2003	21,115 26	29,332 97	(8,217 71)
24,800 00	AMERSHAM PLC	ORD GBP0 05	86/12/31-03/12/31	5/14/2003	177,053 42	244,946 54	(67,893 12)
100 00	AMERSHAM PLC	ORD GBP0 05	86/12/31-03/12/31	5/15/2003	721 88	993 77	(271 89)
2,200 00	AMERSHAM PLC	ORD GBP0 05	86/12/31-03/12/31	5/15/2003	15,886 36	21,862 86	(5,976 50)
7,500 00	STANDARD CHARTERED	ORD USD0 50	86/12/31-03/12/31	1/30/2003	78,204 14	83,878 18	(5,674 02)
11,700 00	STANDARD CHARTERED	ORD USD0 50	86/12/31-03/12/31	1/31/2003	120,621 87	133,971 56	(13,349 69)
6,000 00	STANDARD CHARTERED	ORD USD0 50	86/12/31-03/12/31	2/7/2003	61,810 84	68,988 13	(7,177 29)
41,200 00	STANDARD CHARTERED	ORD USD0 50	86/12/31-03/12/31	3/18/2003	453,709 54	465,041 78	(11,332 24)
9,900 00	STANDARD CHARTERED	ORD USD0 50	86/12/31-03/12/31	3/19/2003	111,989 59	108,774 99	3,214 60
11,300 00	STANDARD CHARTERED	ORD USD0 50	86/12/31-03/12/31	3/19/2003	126,675 26	133,989 22	(7,313 96)
9,300 00	STANDARD CHARTERED	ORD USD0 50	86/12/31-03/12/31	3/20/2003	105,701 92	112,456 36	(6,754 44)
5,400 00	STANDARD CHARTERED	ORD USD0 50	86/12/31-03/12/31	3/21/2003	62,227 21	65,297 24	(3,070 03)
14,700 00	HSBC HLDGS	ORD USD0 50	86/12/31-03/12/31	2/7/2003	154,610 05	163,763 44	(9,153 39)
26,000 00	HSBC HLDGS	ORD USD0 50	86/12/31-03/12/31	5/22/2003	298,374 06	349,560 57	(51,186 51)
33,500 00	HSBC HLDGS	ORD USD0 50	86/12/31-03/12/31	7/18/2003	404,484 15	430,601 88	(26,117 73)
2,585 00	HSBC HLDGS	ORD USD0 50	86/12/31-03/12/31	9/11/2003	33,134 80	32,370 26	764 54
604 00	HSBC HLDGS	ORD USD0 50	86/12/31-03/12/31	9/11/2003	7,553 57	7,563 50	(9 93)
24,000 00	HSBC HLDGS	ORD USD0 50	86/12/31-03/12/31	10/23/2003	342,432 76	300,433 92	41,998 84
11,800 00	HSBC HLDGS	ORD USD0 50	86/12/31-03/12/31	10/24/2003	168,410 58	145,985 69	22,424 89
24,900 00	HSBC HLDGS	ORD USD0 50	86/12/31-03/12/31	10/28/2003	365,449 02	280,255 58	85,193 44
10,800 00	UNILEVER	ORD GBP0 014	86/12/31-03/12/31	2/7/2003	89,879 45	82,598 19	7,281 26
15,000 00	UNILEVER	ORD GBP0 014	86/12/31-03/12/31	5/22/2003	135,137 32	139,655 51	(4,518 19)
20,100 00	UNILEVER	ORD GBP0 014	86/12/31-03/12/31	6/19/2003	185,124 23	186,282 91	(1,158 68)
13,000 00	UNILEVER	ORD GBP0 014	86/12/31-03/12/31	6/23/2003	108,150 59	119,825 58	(11,674 97)
4,500 00	UNILEVER	ORD GBP0 014	86/12/31-03/12/31	6/24/2003	36,138 33	41,402 88	(5,264 55)
3,800 00	UNILEVER	ORD GBP0 014	86/12/31-03/12/31	6/24/2003	30,372 87	34,976 19	(4,603 32)
18,000 00	UNILEVER	ORD GBP0 014	86/12/31-03/12/31	7/18/2003	140,988 29	165,217 19	(24,228 90)
13,600 00	UNILEVER	ORD GBP0 014	86/12/31-03/12/31	10/15/2003	118,580 02	122,378 60	(3,798 58)
5,200 00	UNILEVER	ORD GBP0 014	86/12/31-03/12/31	10/16/2003	45,406 72	46,791 82	(1,385 10)
3,100 00	UNILEVER	ORD GBP0 014	86/12/31-03/12/31	10/16/2003	26,874 53	27,895 12	(1,020 59)
11,000 00	UNILEVER	ORD GBP0 014	86/12/31-03/12/31	10/28/2003	92,254 19	90,510 23	1,743 96
12,900 00	CADBURY SCHWEPES	ORD GBP0 125	86/12/31-03/12/31	2/7/2003	68,534 86	78,991 81	(10,456 95)
17,000 00	CADBURY SCHWEPES	ORD GBP0 125	86/12/31-03/12/31	5/22/2003	98,377 39	112,869 63	(14,492 24)
24,700 00	CADBURY SCHWEPES	ORD GBP0 125	86/12/31-03/12/31	6/5/2003	144,940 84	163,992 94	(19,052 10)
4,100 00	CADBURY SCHWEPES	ORD GBP0 125	86/12/31-03/12/31	6/6/2003	24,148 00	27,100 86	(2,952 86)
7,300 00	CADBURY SCHWEPES	ORD GBP0 125	86/12/31-03/12/31	6/6/2003	42,819 88	47,733 70	(4,913 82)
21,200 00	CADBURY SCHWEPES	ORD GBP0 125	86/12/31-03/12/31	6/9/2003	123,583 99	137,948 38	(14,364 39)
10,800 00	CADBURY SCHWEPES	ORD GBP0 125	86/12/31-03/12/31	6/10/2003	83,372 19	89,981 34	(6,609 15)
20,000 00	CADBURY SCHWEPES	ORD GBP0 125	86/12/31-03/12/31	7/18/2003	108,366 54	129,523 28	(21,156 74)
10,800 00	CADBURY SCHWEPES	ORD GBP0 125	86/12/31-03/12/31	7/22/2003	60,603 23	69,654 24	(9,051 01)
4,800 00	CADBURY SCHWEPES	ORD GBP0 125	86/12/31-03/12/31	7/23/2003	27,145 81	30,780 96	(3,635 15)
18,900 00	CADBURY SCHWEPES	ORD GBP0 125	86/12/31-03/12/31	7/23/2003	106,903 53	121,271 15	(14,367 62)
9,900 00	CADBURY SCHWEPES	ORD GBP0 125	86/12/31-03/12/31	10/28/2003	64,535 50	63,148 53	1,386 97
5,100 00	RIO TINTO	ORD GBP0 10(REGD)	86/12/31-03/12/31	10/28/2003	120,368 10	101,403 23	18,964 87
83,800 00	VODAFONE GROUP	ORD USD0 10	86/12/31-03/12/31	2/7/2003	152,009 48	133,685 85	18,323 63
125,000 00	VODAFONE GROUP	ORD USD0 10	86/12/31-03/12/31	5/22/2003	249,121 24	236,679 67	12,441 57
186,000 00	VODAFONE GROUP	ORD USD0 10	86/12/31-03/12/31	7/18/2003	345,052 60	380,693 20	(35,640 60)
162,500 00	VODAFONE GROUP	ORD USD0 10	86/12/31-03/12/31	10/28/2003	339,339 47	302,044 56	37,294 91
41,100 00	RENTOKIL INITIAL	ORD GBP0 01	86/12/31-03/12/31	10/28/2003	152,962 24	143,111 51	9,850 73
55,000 00	OLD MUTUAL	GBP0 10	86/12/31-03/12/31	7/18/2003	80,708 47	84,936 70	(4,228 23)
60,600 00	OLD MUTUAL	GBP0 10	86/12/31-03/12/31	10/28/2003	102,160 80	92,918 13	9,242 67
7,900 00	ROYAL BK SCOT GRP	ORD GBP0 25	86/12/31-03/12/31	2/7/2003	177,381 76	190,806 07	(13,424 31)
8,900 00	ROYAL BK SCOT GRP	ORD GBP0 25	86/12/31-03/12/31	7/18/2003	245,541 52	233,887 41	11,654 11
7,300 00	ROYAL BK SCOT GRP	ORD GBP0 25	86/12/31-03/12/31	10/28/2003	192,578 78	190,956 99	1,621 79
9,700 00	BP PLC	ORD USD0 25	86/12/31-03/12/31	2/7/2003	60,182 56	75,108 70	(14,926 14)
21,000 00	BP PLC	ORD USD0 25	86/12/31-03/12/31	5/22/2003	143,566 65	178,408 45	(34,841 80)
32,000 00	BP PLC	ORD USD0 25	86/12/31-03/12/31	7/18/2003	209,548 83	270,946 90	(61,398 07)
22,100 00	BP PLC	ORD USD0 25	86/12/31-03/12/31	8/14/2003	153,721 89	187,122 71	(33,400 72)
8,600 00	BP PLC	ORD USD0 25	86/12/31-03/12/31	8/14/2003	59,902 46	72,816 98	(12,914 52)
15,500 00	BP PLC	ORD USD0 25	86/12/31-03/12/31	8/14/2003	108,905 45	131,239 91	(22,334 46)
6,000 00	BP PLC	ORD USD0 25	86/12/31-03/12/31	8/15/2003	42,088 23	50,802 54	(8,714 31)
26,500 00	BP PLC	ORD USD0 25	86/12/31-03/12/31	10/28/2003	184,198 77	224,377 91	(40,179 14)
8,300 00	SMITHS GROUP	ORD GBP0 25	86/12/31-03/12/31	10/28/2003	97,383 76	99,143 18	(1,759 42)
16,600 00	TESCO	ORD GBP0 05	86/12/31-03/12/31	2/7/2003	46,449 14	51,456 42	(5,007 28)
23,000 00	TESCO	ORD GBP0 05	86/12/31-03/12/31	5/22/2003	76,458 67	85,733 83	(9,275 16)
35,000 00	TESCO	ORD GBP0 05	86/12/31-03/12/31	7/18/2003	119,496 54	129,527 31	(10,030 77)
14,400 00	TESCO	ORD GBP0 05	86/12/31-03/12/31	10/28/2003	57,578 17	52,241 11	5,337 06
10,100 00	GLAXOSMITHKLINE	ORD GBP0 25	86/12/31-03/12/31	2/7/2003	183,157 27	271,289 36	(88,132 09)
13,000 00	GLAXOSMITHKLINE	ORD GBP0 25	86/12/31-03/12/31	5/22/2003	285,457 17	345,144 34	(59,687 17)
18,000 00	GLAXOSMITHKLINE	ORD GBP0 25	86/12/31-03/12/31	7/18/2003	333,921 82	489,018 87	(155,097 05)
14,900 00	GLAXOSMITHKLINE	ORD GBP0 25	86/12/31-03/12/31	10/28/2003	318,605 54	379,382 10	(60,776 56)
3,400 00	GLAXOSMITHKLINE	ORD GBP0 25	86/12/31-03/12/31	12/1/2003	77,188 97	86,565 85	(9,376 88)
3,400 00	GLAXOSMITHKLINE	ORD GBP0 25	86/12/31-03/12/31	12/2/2003	77,791 49	86,565 84	(8,774 35)
2,100 00	GLAXOSMITHKLINE	ORD GBP0 25	86/12/31-03/12/31	12/3/2003	48,438 80	53,402 17	(4,963 37)
3,500 00	BK OF IRELAND	ORD STK EURO 84	86/12/31-03/12/31	1/14/2003	38,698 83	39,544 65	(845 82)
3,800 00	BK OF IRELAND	ORD STK EURO 84	86/12/31-03/12/31	1/15/2003	41,711 65	42,934 19	(1,222 54)
4,100 00	BK OF IRELAND	ORD STK EURO 84	86/12/31-03/12/31	1/16/2003	43,258 94	46,323 73	(3,064 79)
11,100 00	BK OF IRELAND	ORD STK EURO 84	86/12/31-03/12/31	1/17/2003	116,365 84	125,413 03	(9,047 19)
1,900 00	BK OF IRELAND	ORD STK EURO 84	86/12/31-03/12/31	1/20/2003	20,237 61	21,487 10	(1,249 49)

THE ROCKEFELLER FOUNDATION
EMPLOYEE ID NO 13-1659629
GAIN AND LOSSES ON TAXABLE INVESTMENTS
FOR YEAR 2003

Shares/Par Value	Security Name	Security Description	Date Bought	Date Sold	Proceeds	Cost	Realized Gain/Loss
1,900 00	BK OF IRELAND	ORD STK EURO 64	86/12/31-03/12/31	1/21/2003	20,332 89	21,467 10	(1,134 21)
6,200 00	BK OF IRELAND	ORD STK EURO 64	86/12/31-03/12/31	2/7/2003	63,286 23	70,050 52	(6,764 29)
4,800 00	BK OF IRELAND	ORD STK EURO 64	86/12/31-03/12/31	5/22/2003	64,428 39	61,109 24	3,319 15
15,000 00	BK OF IRELAND	ORD STK EURO 64	86/12/31-03/12/31	7/18/2003	171,540 45	183,854 46	(22,114 01)
8,900 00	BK OF IRELAND	ORD STK EURO 64	86/12/31-03/12/31	10/28/2003	108,320 94	112,685 80	(4,364 86)
17,400 00	KINGFISHER	ORD GBP0 1375	86/12/31-03/12/31	2/7/2003	56,053 42	78,211 20	(22,157 78)
17,200 00	BT GROUP	ORD GBP0 05	86/12/31-03/12/31	1/30/2003	48,650 51	175,857 88	(127,207 37)
18,600 00	BT GROUP	ORD GBP0 05	86/12/31-03/12/31	1/31/2003	45,394 94	164,873 76	(119,478 82)
18,200 00	BT GROUP	ORD GBP0 05	86/12/31-03/12/31	1/31/2003	53,107 59	188,995 36	(133,887 77)
67,000 00	BT GROUP	ORD GBP0 05	86/12/31-03/12/31	2/20/2003	172,519 01	531,725 59	(359,206 58)
34,700 00	BT GROUP	ORD GBP0 05	86/12/31-03/12/31	2/20/2003	90,468 40	167,466 41	(76,998 01)
47,900 00	BT GROUP	ORD GBP0 05	86/12/31-03/12/31	3/21/2003	131,108 13	232,466 09	(101,357 96)
21,000 00	BT GROUP	ORD GBP0 05	86/12/31-03/12/31	3/24/2003	56,413 40	73,193 13	(16,779 73)
21,780 00	BT GROUP	ORD GBP0 05	86/12/31-03/12/31	7/8/2003	67,869 78	71,116 34	(3,246 56)
44,500 00	BT GROUP	ORD GBP0 05	86/12/31-03/12/31	7/8/2003	139,497 49	170,548 78	(31,051 29)
21,700 00	BARCLAYS	ORD GBP0 25	86/12/31-03/12/31	2/7/2003	124,629 85	145,588 25	(20,958 40)
27,000 00	BARCLAYS	ORD GBP0 25	86/12/31-03/12/31	5/22/2003	181,608 94	187,171 57	(5,562 63)
38,000 00	BARCLAYS	ORD GBP0 25	86/12/31-03/12/31	7/18/2003	271,434 07	282,170 45	(9,283 62)
31,400 00	BARCLAYS	ORD GBP0 25	86/12/31-03/12/31	10/28/2003	260,420 86	212,855 44	47,565 42
4,200 00	BARCLAYS	ORD GBP0 25	86/12/31-03/12/31	12/9/2003	36,185 34	28,429 04	7,756 30
800 00	BARCLAYS	ORD GBP0 25	86/12/31-03/12/31	12/9/2003	8,919 97	5,367 31	3,552 66
14,900 00	BARCLAYS	ORD GBP0 25	86/12/31-03/12/31	12/9/2003	128,884 36	100,413 75	28,470 61
1,400 00	BARCLAYS	ORD GBP0 25	86/12/31-03/12/31	12/10/2003	11,958 83	9,392 79	2,566 04
12,500 00	BOOTS GROUP	ORD GBP0 25	86/12/31-03/12/31	2/7/2003	107,789 57	120,804 28	(13,014 69)
15,000 00	BOOTS GROUP	ORD GBP0 25	86/12/31-03/12/31	5/22/2003	146,222 87	158,604 97	(12,382 10)
18,100 00	BOOTS GROUP	ORD GBP0 25	86/12/31-03/12/31	7/8/2003	194,827 85	187,571 95	7,256 00
7,700 00	BOOTS GROUP	ORD GBP0 25	86/12/31-03/12/31	7/9/2003	82,246 03	79,028 67	3,217 36
19,500 00	BOOTS GROUP	ORD GBP0 25	86/12/31-03/12/31	7/18/2003	197,548 13	198,491 24	(943 11)
5,800 00	BOOTS GROUP	ORD GBP0 25	86/12/31-03/12/31	7/24/2003	60,142 04	56,850 64	3,291 40
6,500 00	BOOTS GROUP	ORD GBP0 25	86/12/31-03/12/31	7/25/2003	70,134 32	65,654 84	4,479 48
2,300 00	BOOTS GROUP	ORD GBP0 25	86/12/31-03/12/31	7/28/2003	25,061 37	23,225 98	1,835 39
3,200 00	BOOTS GROUP	ORD GBP0 25	86/12/31-03/12/31	7/28/2003	34,838 61	32,304 16	2,534 45
1,400 00	BOOTS GROUP	ORD GBP0 25	86/12/31-03/12/31	7/30/2003	15,095 57	14,094 06	1,001 51
9,800 00	BOOTS GROUP	ORD GBP0 25	86/12/31-03/12/31	8/4/2003	101,316 43	96,224 16	5,092 27
12,200 00	BOOTS GROUP	ORD GBP0 25	86/12/31-03/12/31	10/28/2003	139,207 48	121,691 20	17,516 28
900 00	BOOTS GROUP	ORD GBP0 25	86/12/31-03/12/31	12/4/2003	10,965 25	8,941 08	2,024 17
2,400 00	BOOTS GROUP	ORD GBP0 25	86/12/31-03/12/31	12/5/2003	29,235 41	23,738 09	5,497 32
2,700 00	BOOTS GROUP	ORD GBP0 25	86/12/31-03/12/31	12/8/2003	32,962 78	26,801 44	6,361 34
2,800 00	BOOTS GROUP	ORD GBP0 25	86/12/31-03/12/31	12/9/2003	34,808 96	27,588 67	7,022 29
500 00	BOOTS GROUP	ORD GBP0 25	86/12/31-03/12/31	12/10/2003	6,137 60	4,928 19	1,211 41
1,000 00	BOOTS GROUP	ORD GBP0 25	86/12/31-03/12/31	12/18/2003	12,353 24	9,852 38	2,500 86
38,000 00	KINGFISHER	ORD GBP0 157142857	86/12/31-03/12/31	7/18/2003	165,745 88	166,652 23	(906 35)
18,500 00	KINGFISHER	ORD GBP0 157142857	86/12/31-03/12/31	8/29/2003	79,422 38	79,407 34	35 04
17,100 00	KINGFISHER	ORD GBP0 157142857	86/12/31-03/12/31	9/1/2003	72,991 75	72,730 24	261 51
8,300 00	KINGFISHER	ORD GBP0 157142857	86/12/31-03/12/31	9/1/2003	35,520 75	34,975 84	544 91
3,300 00	KINGFISHER	ORD GBP0 157142857	86/12/31-03/12/31	9/1/2003	14,138 42	13,906 06	232 36
16,300 00	KINGFISHER	ORD GBP0 157142857	86/12/31-03/12/31	9/2/2003	89,011 78	86,454 15	2,557 63
22,400 00	KINGFISHER	ORD GBP0 157142857	86/12/31-03/12/31	9/3/2003	94,537 30	93,371 85	1,165 45
7,400 00	KINGFISHER	ORD GBP0 157142857	86/12/31-03/12/31	9/4/2003	31,244 56	30,703 19	541 37
11,000 00	KINGFISHER	ORD GBP0 157142857	86/12/31-03/12/31	9/5/2003	47,208 89	45,639 87	1,569 02
9,600 00	KINGFISHER	ORD GBP0 157142857	86/12/31-03/12/31	9/24/2003	44,180 38	39,808 84	4,371 54
5,100 00	KINGFISHER	ORD GBP0 157142857	86/12/31-03/12/31	9/25/2003	22,822 41	21,136 67	1,685 74
4,700 00	KINGFISHER	ORD GBP0 157142857	86/12/31-03/12/31	9/28/2003	20,918 08	19,478 89	1,439 19
6,900 00	KINGFISHER	ORD GBP0 157142857	86/12/31-03/12/31	9/29/2003	30,816 34	28,572 06	2,044 28
4,800 00	KINGFISHER	ORD GBP0 157142857	86/12/31-03/12/31	9/29/2003	20,396 23	19,030 29	1,365 94
3,500 00	KINGFISHER	ORD GBP0 157142857	86/12/31-03/12/31	9/29/2003	15,588 19	14,479 57	1,108 62
9,000 00	KINGFISHER	ORD GBP0 157142857	86/12/31-03/12/31	9/30/2003	39,904 70	37,207 37	2,697 33
1,400 00	KINGFISHER	ORD GBP0 157142857	86/12/31-03/12/31	9/30/2003	8,218 81	5,782 12	2,436 69
1,800 00	KINGFISHER	ORD GBP0 157142857	86/12/31-03/12/31	10/1/2003	7,923 73	7,434 15	489 58
52,300 00	KINGFISHER	ORD GBP0 157142857	86/12/31-03/12/31	10/1/2003	229,730 81	206,443 41	23,287 20
1,800 00	KINGFISHER	ORD GBP0 157142857	86/12/31-03/12/31	10/1/2003	7,908 75	7,357 40	551 35
3,800 00	KINGFISHER	ORD GBP0 157142857	86/12/31-03/12/31	10/2/2003	17,023 06	14,250 17	2,772 89
25,600 00	KINGFISHER	ORD GBP0 157142857	86/12/31-03/12/31	10/2/2003	115,123 76	95,894 73	19,229 03
36,700 00	KINGFISHER	ORD GBP0 157142857	86/12/31-03/12/31	10/2/2003	164,740 87	138,228 67	26,512 00
10,100 00	KINGFISHER	ORD GBP0 157142857	86/12/31-03/12/31	10/3/2003	45,834 90	37,864 79	7,970 11
12,500 00	KINGFISHER	ORD GBP0 157142857	86/12/31-03/12/31	10/3/2003	56,504 18	48,614 83	7,889 35
7,100 00	KINGFISHER	ORD GBP0 157142857	86/12/31-03/12/31	10/3/2003	32,095 32	26,477 23	5,618 09
1,900 00	KINGFISHER	ORD GBP0 157142857	86/12/31-03/12/31	10/3/2003	8,613 82	7,085 46	1,528 36
9,300 00	KINGFISHER	ORD GBP0 157142857	86/12/31-03/12/31	10/3/2003	41,726 71	34,755 64	6,971 07
10,000 00	ALLEANZA ASSICURAZ	EURO 5	86/12/31-03/12/31	5/22/2003	97,518 32	150,746 55	(53,228 23)
13,000 00	ALLEANZA ASSICURAZ	EURO 5	86/12/31-03/12/31	7/18/2003	124,444 63	163,923 13	(39,478 50)
7,000 00	ALLEANZA ASSICURAZ	EURO 5	86/12/31-03/12/31	9/26/2003	67,515 18	87,084 40	(19,569 22)
8,000 00	ALLEANZA ASSICURAZ	EURO 5	86/12/31-03/12/31	9/29/2003	77,238 67	99,525 03	(22,286 36)
1,800 00	ALLEANZA ASSICURAZ	EURO 5	86/12/31-03/12/31	9/30/2003	17,400 89	22,393 13	(4,992 24)
5,700 00	ALLEANZA ASSICURAZ	EURO 5	86/12/31-03/12/31	10/2/2003	55,645 13	70,911 58	(15,266 45)
14,400 00	ALLEANZA ASSICURAZ	EURO 5	86/12/31-03/12/31	10/3/2003	140,040 44	170,489 58	(30,449 14)
300 00	ALLEANZA ASSICURAZ	EURO 5	86/12/31-03/12/31	10/6/2003	2,938 82	3,462 83	(524 01)
7,100 00	ALLEANZA ASSICURAZ	EURO 5	86/12/31-03/12/31	10/6/2003	69,338 93	81,953 59	(12,614 66)
3,800 00	ALLEANZA ASSICURAZ	EURO 5	86/12/31-03/12/31	10/7/2003	37,164 83	43,882 48	(6,717 65)
8,800 00	ALLEANZA ASSICURAZ	EURO 5	86/12/31-03/12/31	10/8/2003	66,950 95	74,912 67	(7,961 72)
9,200 00	ALLEANZA ASSICURAZ	EURO 5	86/12/31-03/12/31	10/9/2003	89,710 21	91,418 59	(1,708 38)
5,100 00	ALLEANZA ASSICURAZ	EURO 5	86/12/31-03/12/31	10/13/2003	49,742 54	48,808 28	934 26
16,960 00	ALLEANZA ASSICURAZ	EURO 5	86/12/31-03/12/31	10/14/2003	165,888 76	181,085 28	(15,196 52)
6,200 00	ALLIED IRISH BANKS	EURO 32 (DUBLIN LISTING)	86/12/31-03/12/31	2/7/2003	82,646 60	65,404 14	17,242 46
12,200 00	ALLIED IRISH BANKS	EURO 32 (DUBLIN LISTING)	86/12/31-03/12/31	5/19/2003	190,378 00	147,950 64	42,427 36

THE ROCKEFELLER FOUNDATION
EMPLOYEE ID NO 13-1659629
GAIN AND LOSSES ON TAXABLE INVESTMENTS
FOR YEAR 2003

Shares/Par Value	Security Name	Security Description	Date Bought	Date Sold	Proceeds	Cost	Realized Gain/Loss
8,000 00	ALLIED IRISH BANKS	EURO 32 (DUBLIN LISTING)	86/12/31-03/12/31	5/20/2003	122,126 48	93,886 04	28,240 44
10,500 00	ALLIED IRISH BANKS	EURO 32 (DUBLIN LISTING)	86/12/31-03/12/31	5/21/2003	160,293 53	120,498 41	39,795 12
3,400 00	ALLIED IRISH BANKS	EURO 32 (DUBLIN LISTING)	86/12/31-03/12/31	5/22/2003	52,466 12	38,675 51	13,790 61
6,500 00	ALLIED IRISH BANKS	EURO 32 (DUBLIN LISTING)	86/12/31-03/12/31	5/22/2003	101,128 74	73,691 16	27,437 58
9,500 00	ALLIED IRISH BANKS	EURO 32 (DUBLIN LISTING)	86/12/31-03/12/31	7/16/2003	134,383 35	107,029 64	27,353 71
3,300 00	ALLIED IRISH BANKS	EURO 32 (DUBLIN LISTING)	86/12/31-03/12/31	10/28/2003	48,334 69	36,933 23	11,401 46
4,600 00	CRH	ORD IEP0 32(DUBLIN LISTING)	86/12/31-03/12/31	2/7/2003	56,849 47	72,421 53	(15,572 06)
5,300 00	CRH	ORD IEP0 32(DUBLIN LISTING)	86/12/31-03/12/31	5/22/2003	81,876 93	95,496 81	(13,619 88)
8,900 00	CRH	ORD IEP0 32(DUBLIN LISTING)	86/12/31-03/12/31	7/16/2003	156,045 37	160,318 36	(4,272 99)
6,200 00	CRH	ORD IEP0 32(DUBLIN LISTING)	86/12/31-03/12/31	10/28/2003	112,320 32	110,972 04	1,348 28
2,500 00	LAGARDERE S C A	EUR6 10(REGD)	86/12/31-03/12/31	2/7/2003	97,275 13	184,822 94	(87,547 81)
2,000 00	LAGARDERE S C A	EUR6 10(REGD)	86/12/31-03/12/31	4/29/2003	76,080 18	154,561 79	(78,481 61)
1,200 00	LAGARDERE S C A	EUR6 10(REGD)	86/12/31-03/12/31	4/30/2003	45,944 50	92,737 07	(46,792 57)
1,300 00	LAGARDERE S C A	EUR6 10(REGD)	86/12/31-03/12/31	5/22/2003	48,860 40	99,380 69	(50,520 29)
1,300 00	LAGARDERE S C A	EUR6 10(REGD)	86/12/31-03/12/31	5/5/2003	51,115 58	95,911 32	(44,795 74)
1,200 00	LAGARDERE S C A	EUR6 10(REGD)	86/12/31-03/12/31	5/6/2003	47,184 81	87,721 19	(40,536 38)
2,200 00	LAGARDERE S C A	EUR6 10(REGD)	86/12/31-03/12/31	5/12/2003	84,654 68	159,399 93	(74,745 25)
400 00	LAGARDERE S C A	EUR6 10(REGD)	86/12/31-03/12/31	5/13/2003	15,402 14	28,450 78	(13,048 64)
2,000 00	LAGARDERE S C A	EUR6 10(REGD)	86/12/31-03/12/31	5/22/2003	80,027 57	139,154 62	(59,127 05)
6,000 00	LAGARDERE S C A	EUR6 10(REGD)	86/12/31-03/12/31	6/19/2003	258,450 94	382,835 02	(124,384 08)
2,300 00	LAGARDERE S C A	EUR6 10(REGD)	86/12/31-03/12/31	7/16/2003	99,392 72	131,218 35	(31,825 63)
1,000 00	LAGARDERE S C A	EUR6 10(REGD)	86/12/31-03/12/31	10/28/2003	48,832 21	56,661 64	(7,829 43)
1,100 00	SCHNEIDER ELECTRIC	EUR8	86/12/31-03/12/31	5/22/2003	49,870 82	55,532 07	(5,661 25)
2,800 00	SCHNEIDER ELECTRIC	EUR8	86/12/31-03/12/31	7/16/2003	137,873 45	140,106 67	(2,233 22)
1,700 00	SCHNEIDER ELECTRIC	EUR8	86/12/31-03/12/31	10/28/2003	96,782 09	83,545 11	13,236 98
200 00	SCHNEIDER ELECTRIC	EUR8	86/12/31-03/12/31	11/13/2003	12,109 88	9,803 99	2,305 89
900 00	SCHNEIDER ELECTRIC	EUR8	86/12/31-03/12/31	11/14/2003	54,857 46	43,787 37	11,070 09
1,300 00	TOTAL FINA ELF	EUR10 SERIE B	86/12/31-03/12/31	2/7/2003	170,066 74	97,250 57	72,816 17
1,400 00	TOTAL SA	EUR10 SERIE B	86/12/31-03/12/31	5/22/2003	200,520 25	211,968 92	(11,448 67)
2,200 00	TOTAL SA	EUR10 SERIE B	86/12/31-03/12/31	7/16/2003	324,157 50	333,094 02	(8,936 52)
600 00	TOTAL SA	EUR10 SERIE B	86/12/31-03/12/31	9/6/2003	94,350 68	90,872 04	3,678 64
1,800 00	TOTAL SA	EUR10 SERIE B	86/12/31-03/12/31	10/28/2003	280,051 09	269,439 39	10,611 70
7,400 00	ROYAL DUTCH PETROL	EURO 56(BR)	86/12/31-03/12/31	1/27/2003	294,331 55	421,824 78	(127,493 21)
2,900 00	ROYAL DUTCH PETROL	EURO 56(BR)	86/12/31-03/12/31	1/28/2003	114,147 69	165,671 53	(51,523 84)
2,600 00	ROYAL DUTCH PETROL	EURO 56(BR)	86/12/31-03/12/31	2/7/2003	103,976 44	148,796 67	(44,820 23)
8,400 00	ROYAL DUTCH PETROL	EURO 56(BR)	86/12/31-03/12/31	7/16/2003	381,401 67	487,687 40	(106,285 73)
2,500 00	ROYAL DUTCH PETROL	EURO 56(BR)	86/12/31-03/12/31	7/28/2003	111,164 30	143,570 02	(32,405 72)
1,100 00	ROYAL DUTCH PETROL	EURO 56(BR)	86/12/31-03/12/31	7/28/2003	48,888 38	63,437 01	(14,548 63)
8,400 00	ROYAL DUTCH PETROL	EURO 56(BR)	86/12/31-03/12/31	7/29/2003	370,459 52	478,072 12	(107,612 60)
6,100 00	ROYAL DUTCH PETROL	EURO 56(BR)	86/12/31-03/12/31	7/30/2003	264,422 85	301,838 40	(37,415 55)
5,000 00	ROYAL DUTCH PETROL	EURO 56(BR)	86/12/31-03/12/31	10/28/2003	222,062 20	227,689 31	(5,627 11)
4,500 00	ROYAL DUTCH PETROL	EURO 56(BR)	86/12/31-03/12/31	11/13/2003	200,987 73	200,780 84	206 89
10,700 00	ROYAL DUTCH PETROL	EURO 56(BR)	86/12/31-03/12/31	11/14/2003	480,819 08	468,434 97	12,384 11
7,500 00	ABN AMRO HLDGS NV	EURO 56	86/12/31-03/12/31	2/7/2003	111,425 77	191,124 34	(79,698 57)
6,700 00	ABN AMRO HLDGS NV	EURO 56	86/12/31-03/12/31	4/14/2003	111,277 05	147,641 59	(36,364 54)
11,800 00	ABN AMRO HLDGS NV	EURO 56	86/12/31-03/12/31	4/14/2003	197,823 87	272,450 81	(74,626 74)
5,800 00	ABN AMRO HLDGS NV	EURO 56	86/12/31-03/12/31	5/22/2003	102,196 35	118,013 04	(15,816 69)
9,500 00	ABN AMRO HLDGS NV	EURO 56	86/12/31-03/12/31	7/16/2003	177,059 30	185,444 80	(8,385 50)
3,600 00	ABN AMRO HLDGS NV	EURO 56	86/12/31-03/12/31	9/6/2003	65,606 42	68,134 69	(2,528 27)
6,400 00	ABN AMRO HLDGS NV	EURO 56	86/12/31-03/12/31	9/6/2003	116,474 49	121,128 34	(4,653 85)
1,800 00	ABN AMRO HLDGS NV	EURO 56	86/12/31-03/12/31	9/6/2003	32,823 80	34,195 05	(1,371 25)
3,900 00	ABN AMRO HLDGS NV	EURO 56	86/12/31-03/12/31	10/16/2003	76,112 10	73,378 51	2,733 59
5,800 00	ABN AMRO HLDGS NV	EURO 56	86/12/31-03/12/31	10/17/2003	118,650 07	109,237 31	9,412 76
3,100 00	ABN AMRO HLDGS NV	EURO 56	86/12/31-03/12/31	10/20/2003	62,854 71	58,630 72	4,223 99
3,800 00	ABN AMRO HLDGS NV	EURO 56	86/12/31-03/12/31	10/28/2003	76,698 67	69,104 98	7,593 69
4,300 00	ABN AMRO HLDGS NV	EURO 56	86/12/31-03/12/31	10/28/2003	86,761 28	77,515 92	9,245 36
10,700 00	ABN AMRO HLDGS NV	EURO 56	86/12/31-03/12/31	11/4/2003	227,756 83	176,330 48	51,426 35
8,600 00	ENDESA S A	EUR1 2	86/12/31-03/12/31	2/7/2003	100,716 73	174,695 30	(73,978 57)
8,000 00	ENDESA S A	EUR1 2	86/12/31-03/12/31	5/22/2003	123,938 71	171,652 76	(47,714 05)
9,400 00	ENDESA S A	EUR1 2	86/12/31-03/12/31	7/15/2003	148,822 10	196,418 55	(47,596 45)
900 00	ENDESA S A	EUR1 2	86/12/31-03/12/31	7/15/2003	14,280 50	19,310 94	(5,030 44)
8,500 00	ENDESA S A	EUR1 2	86/12/31-03/12/31	7/16/2003	133,356 71	175,544 11	(42,187 40)
6,100 00	ENDESA S A	EUR1 2	86/12/31-03/12/31	10/28/2003	96,402 47	125,534 05	(29,131 58)
17,000 00	TELECOM ITALIA SPA	EURO 55	86/12/31-03/12/31	2/7/2003	123,858 58	116,427 18	7,431 40
25,000 00	TELECOM ITALIA SPA	EURO 55	86/12/31-03/12/31	2/20/2003	178,581 76	175,098 68	3,483 08
10,700 00	TELECOM ITALIA SPA	EURO 55	86/12/31-03/12/31	2/21/2003	76,046 59	75,316 91	729 68
13,600 00	TELECOM ITALIA SPA	EURO 55	86/12/31-03/12/31	5/29/2003	125,531 70	119,216 40	6,315 30
168,700 00	TELECOM ITALIA SPA	EURO 55	86/12/31-03/12/31	7/16/2003	1,518,779 52	1,358,667 95	160,111 57
1,500 00	CARREFOUR	EUR2 50	86/12/31-03/12/31	2/7/2003	59,565 45	77,179 07	(17,613 62)
1,300 00	CARREFOUR	EUR2 50	86/12/31-03/12/31	5/22/2003	57,237 68	69,714 06	(12,476 38)
2,500 00	CARREFOUR	EUR2 50	86/12/31-03/12/31	7/16/2003	117,943 11	134,026 08	(16,082 97)
1,100 00	CARREFOUR	EUR2 50	86/12/31-03/12/31	10/28/2003	57,347 58	58,699 65	(1,352 07)
1,300 00	CARREFOUR	EUR2 50	86/12/31-03/12/31	12/1/2003	70,240 16	69,372 31	867 85
900 00	CARREFOUR	EUR2 50	86/12/31-03/12/31	12/2/2003	48,978 47	48,026 98	951 49
3,200 00	CARREFOUR	EUR2 50	86/12/31-03/12/31	12/3/2003	170,697 52	169,835 17	862 35
1,500 00	SIEMENS AG NPV (REGD)	NPV (REGD)	86/12/31-03/12/31	2/7/2003	58,529 25	96,195 39	(37,666 14)
1,200 00	SIEMENS AG NPV (REGD)	NPV (REGD)	86/12/31-03/12/31	5/22/2003	53,863 37	78,143 69	(24,280 32)
3,000 00	SIEMENS AG NPV (REGD)	NPV (REGD)	86/12/31-03/12/31	10/28/2003	197,108 02	195,359 22	1,748 80
5,500 00	SIEMENS AG NPV (REGD)	NPV (REGD)	86/12/31-03/12/31	11/4/2003	378,372 40	354,596 43	23,775 97
2,600 00	SIEMENS AG NPV (REGD)	NPV (REGD)	86/12/31-03/12/31	12/4/2003	200,892 00	166,738 67	34,153 33
1,400 00	SIEMENS AG NPV (REGD)	NPV (REGD)	86/12/31-03/12/31	12/5/2003	107,743 27	89,782 36	17,960 91
1,700 00	BAYERISCHE MOTOREN WERKE AG	EUR1	86/12/31-03/12/31	2/7/2003	48,796 61	68,172 36	(19,375 75)
600 00	BAYERISCHE MOTOREN WERKE AG	EUR1	86/12/31-03/12/31	5/2/2003	19,578 06	25,705 12	(6,127 06)
2,500 00	BAYERISCHE MOTOREN WERKE AG	EUR1	86/12/31-03/12/31	5/5/2003	82,453 48	107,104 67	(24,651 19)
4,600 00	BAYERISCHE MOTOREN WERKE AG	EUR1	86/12/31-03/12/31	5/6/2003	157,602 20	201,333 53	(43,731 33)

THE ROCKEFELLER FOUNDATION
EMPLOYEE ID NO 13-1659629
GAIN AND LOSSES ON TAXABLE INVESTMENTS
FOR YEAR 2003

Shares/Par Value	Security Name	Security Description	Date Bought	Date Sold	Proceeds	Cost	Realized Gain/Loss
3,000 00	BAYERISCHE MOTOREN WERKE AG	EUR1	86/12/31-03/12/31	5/20/2003	92,697 44	124,649 43	(31,951 99)
5,200 00	BAYERISCHE MOTOREN WERKE AG	EUR1	86/12/31-03/12/31	5/21/2003	159,788 62	215,480 63	(55,692 01)
5,100 00	BAYERISCHE MOTOREN WERKE AG	EUR1	86/12/31-03/12/31	5/22/2003	159,434 63	209,229 65	(49,795 02)
1,800 00	BAYERISCHE MOTOREN WERKE AG	EUR1	86/12/31-03/12/31	10/28/2003	71,337 33	73,818 19	(2,480 86)
14,800 00	DEUTSCHE TELEKOM	NPV(REGD)	86/12/31-03/12/31	10/28/2003	232,511 55	229,300 86	3,210 69
14,300 00	DEUTSCHE TELEKOM	NPV(REGD)	86/12/31-03/12/31	12/15/2003	250,649 83	216,134 00	34,515 83
10,100 00	DEUTSCHE TELEKOM	NPV(REGD)	86/12/31-03/12/31	12/16/2003	174,897 44	151,727 30	23,170 14
10,000 00	NOKIA (AB) OY	EURO 06	86/12/31-03/12/31	2/7/2003	137,782 55	143,857 33	(6,074 78)
12,000 00	NOKIA (AB) OY	EURO 06	86/12/31-03/12/31	5/22/2003	202,180 53	192,787 40	9,393 13
17,300 00	NOKIA (AB) OY	EURO 06	86/12/31-03/12/31	10/28/2003	293,109 81	304,721 44	(11,611 63)
27,700 00	KON KPN NV	EURO 24	86/12/31-03/12/31	1/23/2003	199,330 11	133,270 80	66,059 31
27,000 00	KON KPN NV	EURO 24	86/12/31-03/12/31	1/24/2003	196,326 41	129,802 95	66,523 46
20,000 00	KON KPN NV	EURO 24	86/12/31-03/12/31	2/7/2003	136,433 33	96,224 41	40,208 92
26,300 00	KON KPN NV	EURO 24	86/12/31-03/12/31	2/20/2003	172,569 13	126,535 09	46,034 04
7,315 00	KON KPN NV	EURO 24	86/12/31-03/12/31	2/21/2003	47,447 71	35,194 08	12,253 63
500 00	KON KPN NV	EURO 24	86/12/31-03/12/31	2/25/2003	3,087 66	2,405 61	682 05
1,685 00	KON KPN NV	EURO 24	86/12/31-03/12/31	2/28/2003	10,921 05	8,106 91	2,814 14
10,000 00	KON KPN NV	EURO 24	86/12/31-03/12/31	4/3/2003	64,459 23	48,112 20	16,347 03
6,300 00	KON KPN NV	EURO 24	86/12/31-03/12/31	4/4/2003	40,571 89	31,309 22	9,262 67
23,700 00	KON KPN NV	EURO 24	86/12/31-03/12/31	4/7/2003	152,934 59	118,956 20	33,978 39
8,300 00	KON KPN NV	EURO 24	86/12/31-03/12/31	4/8/2003	53,232 15	41,659 76	11,572 39
17,800 00	KON KPN NV	EURO 24	86/12/31-03/12/31	4/24/2003	118 153 85	98,456 40	19,697 45
23,700 00	KON KPN NV	EURO 24	86/12/31-03/12/31	4/28/2003	158 717 02	131,090 83	27,626 19
16,100 00	KON KPN NV	EURO 24	86/12/31-03/12/31	4/28/2003	106,559 64	89,053 26	19,506 38
6 100 00	KON KPN NV	EURO 24	86/12/31-03/12/31	5/5/2003	41,212 37	33,740 68	7,471 69
3,600 00	KON KPN NV	EURO 24	86/12/31-03/12/31	5/6/2003	24,509 41	19,628 29	4,881 12
8,100 00	KON KPN NV	EURO 24	86/12/31-03/12/31	5/12/2003	56,686 82	44,062 66	12,624 16
16,000 00	KON KPN NV	EURO 24	86/12/31-03/12/31	5/13/2003	111,231 75	87,006 36	24,225 39
17,000 00	KON KPN NV	EURO 24	86/12/31-03/12/31	5/22/2003	117,868 49	90,537 73	27,330 76
20,000 00	KON KPN NV	EURO 24	86/12/31-03/12/31	7/18/2003	132,070 82	104,818 20	27,252 62
26,100 00	KON KPN NV	EURO 24	86/12/31-03/12/31	10/28/2003	188,769 00	197,081 55	(8,312 55)
3,000 00	SANDVIK AB	SEK6	86/12/31-03/12/31	2/7/2003	64,050 15	70,860 70	(6,810 55)
2,500 00	SANDVIK AB	SEK6	86/12/31-03/12/31	5/22/2003	60,004 34	60,877 56	(873 22)
5,500 00	SANDVIK AB	SEK6	86/12/31-03/12/31	7/18/2003	154,890 26	133,930 63	20,959 63
3,500 00	SANDVIK AB	SEK6	86/12/31-03/12/31	10/28/2003	106,096 49	85,220 75	20,875 74
600 00	SANDVIK AB	SEK6	86/12/31-03/12/31	11/13/2003	18,480 51	14,603 90	3,876 61
1,800 00	SANDVIK AB	SEK6	86/12/31-03/12/31	11/14/2003	55,756 03	43,689 40	12,066 63
1,200 00	SANDVIK AB	SEK6	86/12/31-03/12/31	11/14/2003	37,257 10	29,085 82	8,171 28
1,500 00	SANDVIK AB	SEK6	86/12/31-03/12/31	11/17/2003	45,375 00	36,357 28	9,017 72
400 00	SANDVIK AB	SEK6	86/12/31-03/12/31	11/18/2003	12,192 03	9,895 27	2,296 76
1,000 00	SANDVIK AB	SEK6	86/12/31-03/12/31	12/2/2003	32,419 44	24,226 16	8 193 28
2,500 00	SANDVIK AB	SEK6	86/12/31-03/12/31	12/3/2003	81,441 73	60,495 26	20,946 47
3,200 00	SANDVIK AB	SEK6	86/12/31-03/12/31	12/4/2003	104,287 20	77,318 02	26,969 18
2,000 00	SANDVIK AB	SEK6	86/12/31-03/12/31	12/5/2003	65,577 25	48,065 02	17,512 23
3,300 00	PHILIPS ELEC(KON)	EURO 20	86/12/31-03/12/31	2/7/2003	55,210 17	101,636 89	(46,426 72)
3,000 00	PHILIPS ELEC(KON)	EURO 20	86/12/31-03/12/31	5/22/2003	52,369 11	98,222 33	(45,853 22)
15,200 00	PHILIPS ELEC(KON)	EURO 20	86/12/31-03/12/31	10/28/2003	400,359 99	417,717 00	(17,357 01)
940 00	ACOM CO	JPY50	86/12/31-03/12/31	12/19/2003	43,503 20	71,234 91	(27,731 71)
27 000 00	CLP HOLDINGS	HKD5	86/12/31-03/12/31	7/18/2003	117,028 39	112,828 82	4,199 57
12 000 00	CLP HOLDINGS	HKD5	86/12/31-03/12/31	10/29/2003	53 724 12	49,819 28	3,904 84
100 00	NTT DOCOMO	NPV	86/12/31-03/12/31	7/18/2003	232,914 58	441,754 81	(208,840 03)
74 00	NTT DOCOMO	NPV	86/12/31-03/12/31	9/10/2003	180,958 68	271,511 27	(90,552 39)
118 00	NTT DOCOMO	NPV	86/12/31-03/12/31	9/19/2003	303,270 72	278,117 56	25,153 16
100 00	NTT DOCOMO	NPV	86/12/31-03/12/31	10/29/2003	225,367 71	221,980 16	3,387 55
1,000 00	FUNAI ELECTRIC CO	JPY50	86/12/31-03/12/31	10/29/2003	140,990 73	143,208 18	(2,217 45)
23,000 00	BHP BILLITON LTD	NPV	86/12/31-03/12/31	2/7/2003	123,626 56	100,565 28	23,061 28
27,000 00	BHP BILLITON LTD	NPV	86/12/31-03/12/31	5/23/2003	152,348 57	154 272 88	(1,924 31)
50,600 00	BHP BILLITON LTD	NPV USD DIVIDENDS	86/12/31-03/12/31	7/3/2003	288,765 25	285,240 78	3,524 47
33,000 00	BHP BILLITON LTD	NPV USD DIVIDENDS	86/12/31-03/12/31	7/18/2003	198,051 05	174,496 21	23,554 84
25,900 00	BHP BILLITON LTD	NPV USD DIVIDENDS	86/12/31-03/12/31	10/29/2003	205,001 36	130,647 15	74,354 21
28 881 00	BHP BILLITON LTD	NPV USD DIVIDENDS	86/12/31-03/12/31	11/4/2003	235,326 99	145,325 44	60,001 55
22,319 00	BHP BILLITON LTD	NPV USD DIVIDENDS	86/12/31-03/12/31	11/5/2003	181,104 42	112,290 60	68,813 82
31,500 00	BHP BILLITON LTD	NPV USD DIVIDENDS	86/12/31-03/12/31	11/12/2003	253,374 00	158 464 66	94,909 34
3,000 00	CANON INC	JPY50	86/12/31-03/12/31	2/7/2003	104,810 27	83,538 29	21 271 98
3,000 00	CANON INC	JPY50	86/12/31-03/12/31	5/23/2003	122,560 33	137,854 18	(15,293 83)
3 000 00	CANON INC	JPY50	86/12/31-03/12/31	10/29/2003	147,736 25	137,854 16	9,882 09
17 00	EAST JAPAN RAILWAY	JPY50000	86/12/31-03/12/31	2/7/2003	77,732 21	97,740 87	(20,008 66)
15 00	EAST JAPAN RAILWAY	JPY50000	86/12/31-03/12/31	5/23/2003	72,502 04	92 225 26	(19,723 22)
25 00	EAST JAPAN RAILWAY	JPY50000	86/12/31-03/12/31	7/18/2003	110,034 80	152 922 14	(42,887 34)
15 00	EAST JAPAN RAILWAY	JPY50000	86/12/31-03/12/31	10/29/2003	70,430 71	91 317 62	(20,886 91)
1 500 00	FANUC	JPY50	86/12/31-03/12/31	7/18/2003	81,230 63	68,364 31	12,866 32
700 00	FANUC	JPY50	86/12/31-03/12/31	10/29/2003	43,488 77	31,903 34	11,585 43
1,500 00	HONDA MOTOR CO	JPY50	86/12/31-03/12/31	5/23/2003	51,955 67	55,608 76	(3,653 09)
2,900 00	HONDA MOTOR CO	JPY50	86/12/31-03/12/31	10/29/2003	116,199 12	114,250 67	1,948 45
34,000 00	HONGKONG+CHINA GAS	HKD0 25	86/12/31-03/12/31	5/23/2003	43,077 84	47,265 26	(4,187 42)
33,000 00	HONGKONG+CHINA GAS	HKD0 25	86/12/31-03/12/31	10/29/2003	45,658 81	45,133 78	525 03
3,000 00	KAO CORP	JPY50	86/12/31-03/12/31	2/7/2003	62,487 84	67,761 47	(5,273 63)
15,000 00	KAO CORP	JPY50	86/12/31-03/12/31	5/23/2003	286,187 77	348,358 47	(60,170 70)
4,000 00	KAO CORP	JPY50	86/12/31-03/12/31	6/19/2003	78,031 74	91,551 96	(13,520 22)
7,500 00	KAO CORP	JPY50	86/12/31-03/12/31	7/18/2003	147,028 95	171,177 51	(24,148 56)
1,000 00	KAO CORP	JPY50	86/12/31-03/12/31	9/29/2003	21,095 69	22,819 80	(1,724 11)
19,000 00	KAO CORP	JPY50	86/12/31-03/12/31	10/6/2003	403,486 26	431,967 32	(28,481 06)
3,000 00	KAO CORP	JPY50	86/12/31-03/12/31	10/29/2003	64 396 00	66,781 96	(2,385 96)
18 000 00	NIKKO CORDIAL CORP	JPY50	86/12/31-03/12/31	2/7/2003	67,964 86	175 902 19	(107,937 33)
48 000 00	NIKKO CORDIAL CORP	JPY50	86/12/31-03/12/31	2/12/2003	184 318 92	465,115 66	(280,796 74)

THE ROCKEFELLER FOUNDATION
EMPLOYEE ID NO 13-1659629
GAIN AND LOSSES ON TAXABLE INVESTMENTS
FOR YEAR 2003

Shares/Par Value	Security Name	Security Description	Date Bought	Date Sold	Proceeds	Cost	Realized Gain/Loss
34,000 00	NIKKO CORDIAL CORP	JPY50	86/12/31-03/12/31	2/13/2003	129,095 51	317,590 55	(188,495 04)
31,000 00	NIKKO CORDIAL CORP	JPY50	86/12/31-03/12/31	2/14/2003	116,885 99	290,618 24	(173,732 25)
102,000 00	NIKKO CORDIAL CORP	JPY50	86/12/31-03/12/31	2/17/2003	388,820 16	770,538 07	(381,717 91)
102,000 00	NIKKO CORDIAL CORP	JPY50	86/12/31-03/12/31	2/18/2003	401,222 30	801,369 38	(400,147 06)
25,000 00	NIKKO CORDIAL CORP	JPY50	86/12/31-03/12/31	2/19/2003	97,350 31	140,116 68	(42,766 35)
12,000 00	NIKKO CORDIAL CORP	JPY50	86/12/31-03/12/31	2/20/2003	45,673 38	67,256 00	(21,582 62)
77 00	NIPPON TEL+TEL CP	JPY50000	86/12/31-03/12/31	1/31/2003	260,507 36	319,581 82	(59,054 26)
81 00	NIPPON TEL+TEL CP	JPY50000	86/12/31-03/12/31	2/3/2003	202,349 30	245,526 65	(43,177 35)
30 00	NIPPON TEL+TEL CP	JPY50000	86/12/31-03/12/31	2/4/2003	101,399 92	120,750 82	(19,350 90)
40 00	NIPPON TEL+TEL CP	JPY50000	86/12/31-03/12/31	2/28/2003	145,022 02	160,284 51	(15,262 49)
47 00	NIPPON TEL+TEL CP	JPY50000	86/12/31-03/12/31	2/27/2003	167,471 16	183,563 11	(16,091 95)
22 00	NIPPON TEL+TEL CP	JPY50000	86/12/31-03/12/31	2/28/2003	80,034 01	85,923 16	(5,889 15)
18,000 00	NISSAN MOTOR CO	JPY50	86/12/31-03/12/31	2/7/2003	122,950 84	65,338 73	57,612 11
18,000 00	NISSAN MOTOR CO	JPY50	86/12/31-03/12/31	5/23/2003	138,124 81	121,299 36	16,825 45
14,000 00	NISSAN MOTOR CO	JPY50	86/12/31-03/12/31	7/15/2003	144,995 83	93,867 10	51,128 73
19,500 00	NISSAN MOTOR CO	JPY50	86/12/31-03/12/31	7/18/2003	191,380 21	130,471 96	60,908 25
21,500 00	NISSAN MOTOR CO	JPY50	86/12/31-03/12/31	8/18/2003	230,252 79	138,503 38	91,749 41
10,500 00	NISSAN MOTOR CO	JPY50	86/12/31-03/12/31	8/19/2003	113,690 16	59,790 39	53,899 77
11,700 00	NISSAN MOTOR CO	JPY50	86/12/31-03/12/31	9/19/2003	139,646 94	65,792 33	73,854 61
24,000 00	NISSAN MOTOR CO	JPY50	86/12/31-03/12/31	9/22/2003	270,947 15	127,595 57	143,351 58
3,300 00	NISSAN MOTOR CO	JPY50	86/12/31-03/12/31	9/24/2003	35,749 90	17,544 39	18,205 51
15,000 00	NISSAN MOTOR CO	JPY50	86/12/31-03/12/31	10/29/2003	172,012 57	79,747 23	92,265 34
19,000 00	NOMURA HOLDINGS	JPY50	86/12/31-03/12/31	10/29/2003	338,334 51	315,841 05	22,493 46
17,000 00	O/SEAS CHINESE BK	SGD1	86/12/31-03/12/31	5/23/2003	93,155 17	143,229 57	(50,074 40)
14,000 00	O/SEAS CHINESE BK	SGD1	86/12/31-03/12/31	7/18/2003	84,961 96	116,463 11	(31,501 15)
19,000 00	O/SEAS CHINESE BK	SGD1	86/12/31-03/12/31	10/29/2003	133,342 25	154,804 88	(21,462 63)
600 00	ROHM CO	JPY50	86/12/31-03/12/31	10/29/2003	82,900 41	78,643 94	4,256 47
200 00	SAMSUNG ELECTRONIC	KRW5000	86/12/31-03/12/31	7/18/2003	67,714 58	60,271 69	7,442 89
300 00	SAMSUNG ELECTRONIC	KRW5000	86/12/31-03/12/31	10/30/2003	119,510 84	90,407 54	29,103 30
2,000 00	SHIN ETSU CHEM CO	JPY50	86/12/31-03/12/31	10/29/2003	78,826 97	73,072 78	5,754 19
1,900 00	SONY CORP	JPY50	86/12/31-03/12/31	2/7/2003	73,317 41	65,804 48	7,412 93
12,800 00	SONY CORP	JPY50	86/12/31-03/12/31	5/8/2003	315,100 03	1,009,859 27	(694,759 24)
12,800 00	SONY CORP	JPY50	86/12/31-03/12/31	5/16/2003	316,257 97	466,910 13	(150,652 16)
11,300 00	SONY CORP	JPY50	86/12/31-03/12/31	5/28/2003	286,890 86	394,271 38	(107,380 52)
6,300 00	TAKEDA CHEM INDS	JPY50	86/12/31-03/12/31	7/18/2003	234,281 79	248,981 65	(14,699 86)
5,000 00	TAKEDA CHEM INDS	JPY50	86/12/31-03/12/31	10/29/2003	182,750 37	196,848 19	(14,097 82)
17,000 00	TOKYO GAS CO	JPY50	86/12/31-03/12/31	2/7/2003	50,845 85	51,108 88	(463 03)
25,000 00	TOKYO GAS CO	JPY50	86/12/31-03/12/31	5/23/2003	83,014 54	79,477 82	3,536 62
26,000 00	TOKYO GAS CO	JPY50	86/12/31-03/12/31	7/18/2003	75,517 05	82,481 21	(6,964 16)
14,000 00	TOKYO GAS CO	JPY50	86/12/31-03/12/31	10/29/2003	47,125 25	44,135 77	2,989 48
3,100 00	TOYOTA MOTOR CORP	JPY50	86/12/31-03/12/31	2/7/2003	76,404 45	94,168 55	(17,764 10)
8,700 00	TOYOTA MOTOR CORP	JPY50	86/12/31-03/12/31	2/21/2003	212,309 51	216,467 51	(4,158 00)
7,500 00	TOYOTA MOTOR CORP	JPY50	86/12/31-03/12/31	2/24/2003	184,288 03	184,939 02	(650 99)
9,500 00	TOYOTA MOTOR CORP	JPY50	86/12/31-03/12/31	2/25/2003	228,553 14	232,921 79	(4,368 65)
1,200 00	TOYOTA MOTOR CORP	JPY50	86/12/31-03/12/31	2/26/2003	28,876 89	28,451 30	425 59
6,600 00	TOYOTA MOTOR CORP	JPY50	86/12/31-03/12/31	2/26/2003	157,854 59	155,996 92	1,857 67
2,800 00	TOYOTA MOTOR CORP	JPY50	86/12/31-03/12/31	2/27/2003	66,780 47	68,180 51	(599 96)
2,600 00	TOYOTA MOTOR CORP	JPY50	86/12/31-03/12/31	2/28/2003	61,344 19	61,453 33	(109 14)
15,000 00	UNITED O/SEAS BANK	SGD1	86/12/31-03/12/31	5/23/2003	92,198 40	99,804 37	(7,605 97)
13,000 00	UNITED O/SEAS BANK	SGD1	86/12/31-03/12/31	7/18/2003	99,538 21	85,967 75	13,570 46
7,000 00	UNITED O/SEAS BANK	SGD1	86/12/31-03/12/31	10/29/2003	56,374 20	46,140 25	10,233 95
3,000 00	NOVO NORDISK AS	DKK2 SERIES B	86/12/31-03/12/31	2/7/2003	84,930 94	84,560 05	370 89
3,800 00	NOVO NORDISK AS	DKK2 SERIES B	86/12/31-03/12/31	5/22/2003	144,806 80	114,701 40	30,105 40
6,500 00	NOVO NORDISK AS	DKK2 SERIES B	86/12/31-03/12/31	5/23/2003	250,917 73	195,074 93	55,842 80
1,100 00	NOVO NORDISK AS	DKK2 SERIES B	86/12/31-03/12/31	5/27/2003	40,615 22	33,007 35	7,607 87
1,200 00	NOVO NORDISK AS	DKK2 SERIES B	86/12/31-03/12/31	5/28/2003	44,050 58	36,008 01	8,042 57
800 00	NOVO NORDISK AS	DKK2 SERIES B	86/12/31-03/12/31	6/4/2003	21,724 50	18,004 01	3,720 49
2,000 00	NOVO NORDISK AS	DKK2 SERIES B	86/12/31-03/12/31	6/8/2003	73,741 50	60,013 35	13,728 15
1,000 00	NOVO NORDISK AS	DKK2 SERIES B	86/12/31-03/12/31	6/10/2003	36,737 88	30,006 68	6,731 20
3,300 00	NOVO NORDISK AS	DKK2 SERIES B	86/12/31-03/12/31	6/12/2003	121,469 72	98,818 65	22,651 07
4,700 00	NOVO NORDISK AS	DKK2 SERIES B	86/12/31-03/12/31	7/15/2003	162,516 59	140,006 70	22,509 89
1,200 00	NOVO NORDISK AS	DKK2 SERIES B	86/12/31-03/12/31	7/16/2003	41,349 72	35,410 81	5,938 91
400 00	NOVO NORDISK AS	DKK2 SERIES B	86/12/31-03/12/31	7/17/2003	13,579 73	11,803 60	1,776 13
3,600 00	NOVO NORDISK AS	DKK2 SER B	86/12/31-03/12/31	10/28/2003	137,484 99	105,223 75	32,261 24
2,800 00	NOVO NORDISK AS	DKK2 SER B	86/12/31-03/12/31	11/17/2003	106,602 94	80,703 24	25,899 70
1,100 00	NOVO NORDISK AS	DKK2 SER B	86/12/31-03/12/31	11/17/2003	41,899 15	31,759 43	10,139 72
1,500 00	NOVO NORDISK AS	DKK2 SER B	86/12/31-03/12/31	11/18/2003	57,879 52	43,102 82	14,776 70
600 00	NOVO NORDISK AS	DKK2 SER B	86/12/31-03/12/31	11/28/2003	23,045 63	17,176 96	5,868 67
1,400 00	NOVO NORDISK AS	DKK2 SER B	86/12/31-03/12/31	12/1/2003	53,428 06	39,850 75	13,577 31
900 00	NOVO NORDISK AS	DKK2 SER B	86/12/31-03/12/31	12/1/2003	34,430 50	25,672 62	8,757 88
1,000 00	NOVO NORDISK AS	DKK2 SER B	86/12/31-03/12/31	12/2/2003	38,815 11	28,355 19	10,459 92
1,100 00	NOVO NORDISK AS	DKK2 SER B	86/12/31-03/12/31	12/2/2003	42,680 29	30,864 19	11,816 10
1,000 00	NOVO NORDISK AS	DKK2 SER B	86/12/31-03/12/31	12/4/2003	38,580 70	28,058 36	10,532 34
1,300 00	NOVO NORDISK AS	DKK2 SER B	86/12/31-03/12/31	12/5/2003	50,020 17	36,475 86	13,544 31
100 00	NOVO NORDISK AS	DKK2 SER B	86/12/31-03/12/31	12/8/2003	3,854 18	2,805 84	1,048 34
5,700 00	NOVARTIS AG	CHF0 50 REGD	86/12/31-03/12/31	1/30/2003	210,468 30	208,583 95	1,884 35
2,800 00	NOVARTIS AG	CHF0 50 REGD	86/12/31-03/12/31	1/31/2003	101,575 73	102,462 29	(886 56)
4,000 00	NOVARTIS AG	CHF0 50 REGD	86/12/31-03/12/31	2/7/2003	140,996 23	146,374 70	(5,378 47)
3,100 00	NOVARTIS AG	CHF0 50 REGD	86/12/31-03/12/31	2/20/2003	110,043 43	114,017 11	(3,973 68)
1,800 00	NOVARTIS AG	CHF0 50 REGD	86/12/31-03/12/31	2/20/2003	64,896 94	65,868 61	(971 67)
3,900 00	NOVARTIS AG	CHF0 50 REGD	86/12/31-03/12/31	4/23/2003	154,184 62	153,929 12	255 50
4,700 00	NOVARTIS AG	CHF0 50 REGD	86/12/31-03/12/31	4/24/2003	187,730 00	185,504 33	2,225 67
3,700 00	NOVARTIS AG	CHF0 50 REGD	86/12/31-03/12/31	4/28/2003	146,012 67	145,238 33	773 34
3,300 00	NOVARTIS AG	CHF0 50 REGD	86/12/31-03/12/31	5/22/2003	131,379 59	127,620 94	3,758 65
12,000 00	NOVARTIS AG	CHF0 50 REGD	86/12/31-03/12/31	6/30/2003	478,337 36	461,317 43	17,019 93

THE ROCKEFELLER FOUNDATION
EMPLOYEE ID NO 13-1659629
GAIN AND LOSSES ON TAXABLE INVESTMENTS
FOR YEAR 2003

Shares/Par Value	Security Name	Security Description	Date Bought	Date Sold	Proceeds	Cost	Realized Gain/Loss
2,400.00	NOVARTIS AG	CHF0 50 REGD	86/12/31-03/12/31	7/1/2003	93,280.04	90,638.78	2,621.26
9,200.00	NOVARTIS AG	CHF0 50 REGD	86/12/31-03/12/31	7/7/2003	356,885.71	335,978.87	20,907.04
8,100.00	NOVARTIS AG	CHF0 50 REGD	86/12/31-03/12/31	7/17/2003	232,408.95	212,422.76	19,986.19
8,900.00	NOVARTIS AG	CHF0 50 REGD	86/12/31-03/12/31	7/18/2003	339,529.90	308,750.82	32,779.08
4,600.00	NOVARTIS AG	CHF0 50 REGD	86/12/31-03/12/31	7/21/2003	177,195.65	157,888.34	19,307.31
1,900.00	NOVARTIS AG	CHF0 50 REGD	86/12/31-03/12/31	7/23/2003	73,467.00	65,214.75	8,252.25
1,800.00	HEINEKEN NV	EUR2	86/12/31-03/12/31	2/7/2003	54,872.11	70,393.61	(15,521.50)
500.00	HEINEKEN NV	EUR2	86/12/31-03/12/31	4/25/2003	18,806.88	21,998.00	(3,191.12)
1,700.00	HEINEKEN NV	EUR2	86/12/31-03/12/31	4/29/2003	63,048.75	74,793.20	(11,744.45)
1,100.00	HEINEKEN NV	EUR2	86/12/31-03/12/31	4/29/2003	41,168.99	48,395.60	(7,226.61)
1,200.00	HEINEKEN NV	EUR2	86/12/31-03/12/31	4/30/2003	44,935.14	52,795.21	(7,860.07)
1,800.00	HEINEKEN NV	EUR2	86/12/31-03/12/31	5/14/2003	66,122.41	78,861.44	(12,739.03)
3,600.00	HEINEKEN NV	EUR2	86/12/31-03/12/31	5/22/2003	134,616.45	157,444.07	(22,827.62)
1,000.00	HEINEKEN NV	EUR2	86/12/31-03/12/31	6/2/2003	35,962.50	43,374.89	(7,412.49)
5,600.00	HEINEKEN NV	EUR2	86/12/31-03/12/31	6/3/2003	198,871.94	242,581.19	(43,719.25)
4,800.00	HEINEKEN NV	EUR2	86/12/31-03/12/31	7/18/2003	168,010.80	208,784.54	(38,783.74)
2,700.00	HEINEKEN NV	EUR2	86/12/31-03/12/31	10/28/2003	98,839.84	115,700.48	(18,860.64)
2,000.00	ROCHE HOLDINGS AG	GENUSSSCHEINE NPV	86/12/31-03/12/31	10/28/2003	164,899.21	161,835.49	2,863.72
1,700.00	UBS AG	CHF 80 (REGD)	86/12/31-03/12/31	2/7/2003	73,031.71	77,639.80	(4,608.09)
3,200.00	UBS AG	CHF 80 (REGD)	86/12/31-03/12/31	5/22/2003	171,512.09	157,752.68	13,759.41
4,400.00	UBS AG	CHF 80 (REGD)	86/12/31-03/12/31	7/18/2003	250,437.49	211,326.70	39,110.79
3,800.00	UBS AG	CHF 80 (REGD)	86/12/31-03/12/31	8/15/2003	218,568.66	182,297.39	36,271.27
2,400.00	UBS AG	CHF 80 (REGD)	86/12/31-03/12/31	8/15/2003	138,083.89	115,025.73	23,058.16
2,600.00	UBS AG	CHF 80 (REGD)	86/12/31-03/12/31	10/28/2003	157,893.14	124,096.95	33,796.19
8,000.00	STATOIL ASA	NOK2 50	86/12/31-03/12/31	5/23/2003	69,421.10	82,075.40	(12,654.30)
7,200.00	STATOIL ASA	NOK2 50	86/12/31-03/12/31	6/24/2003	62,623.21	55,190.26	7,432.95
5,800.00	STATOIL ASA	NOK2 50	86/12/31-03/12/31	6/24/2003	50,418.77	44,898.91	5,519.86
8,600.00	STATOIL ASA	NOK2 50	86/12/31-03/12/31	6/25/2003	57,352.83	50,150.97	7,201.86
8,500.00	STATOIL ASA	NOK2 50	86/12/31-03/12/31	7/18/2003	72,143.26	64,245.40	7,897.86
12,000.00	ENI	EUR1	86/12/31-03/12/31	2/7/2003	172,657.25	142,771.33	29,885.92
19,100.00	ENI	EUR1	86/12/31-03/12/31	3/3/2003	278,649.09	227,244.36	51,404.73
5,880.00	ENI	EUR1	86/12/31-03/12/31	3/4/2003	85,659.22	71,584.76	14,074.46
600.00	ENI	EUR1	86/12/31-03/12/31	3/4/2003	8,747.06	7,138.57	1,608.49
7,320.00	ENI	EUR1	86/12/31-03/12/31	3/5/2003	107,690.50	88,797.56	18,892.94
12,500.00	ENI	EUR1	86/12/31-03/12/31	5/22/2003	196,281.85	165,445.04	30,836.81
20,100.00	ENI	EUR1	86/12/31-03/12/31	6/18/2003	333,556.64	261,217.66	72,340.98
9,900.00	ENI	EUR1	86/12/31-03/12/31	6/18/2003	184,309.75	129,416.34	54,893.41
11,200.00	ENI	EUR1	86/12/31-03/12/31	6/19/2003	182,789.12	145,212.74	37,576.38
3,500.00	ENI	EUR1	86/12/31-03/12/31	6/24/2003	53,697.74	45,240.98	8,456.76
1,800.00	ENI	EUR1	86/12/31-03/12/31	6/24/2003	24,803.47	20,161.22	4,642.25
3,200.00	ENI	EUR1	86/12/31-03/12/31	6/24/2003	48,948.78	39,610.38	9,338.40
8,900.00	ENI	EUR1	86/12/31-03/12/31	7/3/2003	131,683.36	109,258.89	22,424.47
10,900.00	ENI	EUR1	86/12/31-03/12/31	7/3/2003	161,750.62	132,699.85	29,050.77
10,500.00	ENI	EUR1	86/12/31-03/12/31	7/18/2003	156,362.42	127,829.94	28,532.48
5,700.00	ENI	EUR1	86/12/31-03/12/31	10/28/2003	90,879.95	68,134.14	22,745.81
3,000.00	CREDIT SUISSE GRP	CHF3 (REGD)	86/12/31-03/12/31	2/7/2003	61,791.54	68,970.71	(5,179.17)
3,500.00	CREDIT SUISSE GRP	CHF3 (REGD)	86/12/31-03/12/31	5/22/2003	91,633.24	81,324.77	10,308.47
8,500.00	CREDIT SUISSE GRP	CHF3 (REGD)	86/12/31-03/12/31	7/18/2003	243,452.48	234,662.92	8,789.56
6,900.00	CREDIT SUISSE GRP	CHF3 (REGD)	86/12/31-03/12/31	10/28/2003	237,663.21	190,307.66	47,355.55
2,300.00	SWISS REINSURANCE	CHF0 1	86/12/31-03/12/31	10/28/2003	143,999.00	156,044.11	(12,045.11)
16,000.00	SNAM RETE GAS	EUR1	86/12/31-03/12/31	2/7/2003	54,127.77	52,791.18	1,336.59
18,000.00	SNAM RETE GAS	EUR1	86/12/31-03/12/31	5/22/2003	69,030.41	62,689.03	6,341.38
29,000.00	SNAM RETE GAS	EUR1	86/12/31-03/12/31	7/18/2003	109,104.43	99,797.36	9,307.07
14,500.00	SNAM RETE GAS	EUR1	86/12/31-03/12/31	10/28/2003	55,382.88	49,478.21	5,904.67
6,000.00	CAISSE NATIONALE CRED AGRICOLE	EUR3	86/12/31-03/12/31	7/18/2003	115,225.05	118,853.92	(3,628.87)
6,700.00	CREDIT AGRICOLE SA	EUR3	86/12/31-03/12/31	10/28/2003	141,883.91	137,685.49	4,198.42
4,000.00	FORTIS	NPV	86/12/31-03/12/31	2/7/2003	60,082.82	102,280.08	(42,197.26)
4,300.00	FORTIS	NPV	86/12/31-03/12/31	5/22/2003	71,894.99	120,168.43	(48,273.44)
7,700.00	FORTIS	NPV	86/12/31-03/12/31	7/18/2003	132,526.03	211,468.30	(78,942.27)
8,900.00	FORTIS	UNIT(FORTIS SA/NV NPV/D 42)	86/12/31-03/12/31	10/28/2003	155,174.44	240,293.84	(85,119.40)
3,500.00	BNP PARIBAS	EUR2	86/12/31-03/12/31	2/7/2003	144,312.79	156,954.74	(12,641.95)
2,700.00	BNP PARIBAS	EUR2	86/12/31-03/12/31	4/9/2003	117,953.05	133,245.86	(15,292.81)
4,200.00	BNP PARIBAS	EUR2	86/12/31-03/12/31	4/10/2003	179,010.33	188,825.51	(9,815.18)
700.00	BNP PARIBAS	EUR2	86/12/31-03/12/31	4/11/2003	29,784.06	31,383.53	(1,619.47)
2,700.00	BNP PARIBAS	EUR2	86/12/31-03/12/31	5/2/2003	125,619.95	120,946.82	4,673.13
5,100.00	BNP PARIBAS	EUR2	86/12/31-03/12/31	5/5/2003	243,888.02	228,049.41	15,838.61
1,100.00	BNP PARIBAS	EUR2	86/12/31-03/12/31	5/6/2003	52,586.84	49,178.18	3,408.66
1,800.00	BNP PARIBAS	EUR2	86/12/31-03/12/31	5/6/2003	91,732.93	84,944.14	6,788.79
2,500.00	BNP PARIBAS	EUR2	86/12/31-03/12/31	5/22/2003	119,990.82	111,517.26	8,473.56
3,000.00	BNP PARIBAS	EUR2	86/12/31-03/12/31	7/18/2003	152,522.93	132,884.62	19,638.31
2,800.00	BNP PARIBAS	EUR2	86/12/31-03/12/31	10/28/2003	146,814.24	123,676.00	23,138.24
191,800.00	TELECOM ITALIA	EUR 55	86/12/31-03/12/31	9/4/2003	445,724.63	437,037.50	8,687.13
95,700.00	TELECOM ITALIA	EUR 55	86/12/31-03/12/31	9/5/2003	222,542.73	211,055.13	11,487.60
90,500.00	TELECOM ITALIA	EUR 55	86/12/31-03/12/31	9/11/2003	217,751.66	195,158.75	22,592.91
44,200.00	TELECOM ITALIA	EUR 55	86/12/31-03/12/31	9/12/2003	108,277.51	94,254.60	14,022.91
37,000.00	TELECOM ITALIA	EUR 55	86/12/31-03/12/31	9/17/2003	91,464.47	78,900.91	12,563.56
47,858.00	TELECOM ITALIA	EUR 55	86/12/31-03/12/31	9/22/2003	119,980.11	102,264.11	17,716.00
49,700.00	TELECOM ITALIA	EUR 55	86/12/31-03/12/31	9/22/2003	124,343.39	105,983.11	18,360.28
8	CREDIT AGRICOLE SA	RTS EXP 07NOV03	86/12/31-03/12/31	11/7/2003	1.84	-	1.84
8,900.00	ABBOTT LABS	COM NPV	86/12/31-03/12/31	3/13/2003	315,717.98	311,055.00	4,662.98
28,400.00	BEST BUY CO INC	COM STK USD0 10	86/12/31-03/12/31	3/13/2003	785,472.05	777,876.00	7,596.05
19,500.00	BOSTON SCIENTIFIC CORP	COM	86/12/31-03/12/31	3/13/2003	834,087.37	809,250.00	24,837.37
28,400.00	BROADCOM CORP	CL A	86/12/31-03/12/31	3/13/2003	422,738.29	418,332.00	4,406.29
8,900.00	CLEAR CHANNEL COMMUNICATIONS	COM	86/12/31-03/12/31	3/13/2003	299,164.48	290,051.00	9,113.48
14,200.00	COMCAST CORP NEW	CL A SPL	86/12/31-03/12/31	3/13/2003	369,188.87	365,934.00	3,254.87

THE ROCKEFELLER FOUNDATION
EMPLOYEE ID NO 13-1659629
GAIN AND LOSSES ON TAXABLE INVESTMENTS
FOR YEAR 2003

Shares/Par Value	Security Name	Security Description	Date Bought	Date Sold	Proceeds	Cost	Realized Gain/Loss
14,200 00	ENSCO INTL INC	COM	86/12/31-03/12/31	3/13/2003	346,114 57	350,598 00	(4,483 43)
14 200 00	FOX ENTMT GROUP INC	CL A	86/12/31-03/12/31	3/17/2003	368,731 63	350,172 00	18,559 83
17,800 00	GENZYME CORP GENL DIVISION	COM	86/12/31-03/12/31	3/13/2003	574 333 51	554,114 00	20,219 51
42,600 00	GILEAD SCIENCES INC	COM	86/12/31-03/12/31	3/13/2003	1,645,128 36	1,612,836 00	32,292 36
28,400 00	INTERNATIONAL BUSINESS MACHS	COM	86/12/31-03/12/31	3/13/2003	2 149 553 89	2,135,112 00	14,441 99
7,100 00	INTERNATIONAL GAME TECHNOLOGY	COM	86/12/31-03/12/31	3/13/2003	547 686 14	538,393 00	9,273 14
14,200 00	J P MORGAN CHASE + CO	COM	86/12/31-03/12/31	3/13/2003	300,675 93	294,650 00	6,025 93
12,400 00	JOHNSON + JOHNSON	COM	86/12/31-03/12/31	3/13/2003	673,700 23	678,032 00	(4,331 77)
14,200 00	KLA TENCOR CORP	COM	86/12/31-03/12/31	3/13/2003	481,094 28	475,842 00	5,252 28
10,700 00	LEHMAN BROTHERS HLDGS INC	COM	86/12/31-03/12/31	3/13/2003	572,962 39	561,001 00	11,861 39
7,100 00	LOWES COS INC	USD0 50	86/12/31-03/12/31	3/13/2003	265,520 84	261,990 00	3,530 84
7,100 00	MERCK + CO INC	COM	86/12/31-03/12/31	3/13/2003	362,976 56	363,946 00	(969 44)
14,200 00	MORGAN STANLEY	COM NEW	86/12/31-03/12/31	3/13/2003	493,168 18	476,694 00	16,474 18
14,200 00	NATIONAL OILWELL INC	COM	86/12/31-03/12/31	3/13/2003	301,688 48	303,312 00	(1,643 52)
7,100 00	OMNICOM GROUP	COM	86/12/31-03/12/31	3/13/2003	356 231 77	344,350 00	11,881 77
14,200 00	PATTERSON UTI ENERGY INC	COM	86/12/31-03/12/31	3/13/2003	447,060 75	444,460 00	2,600 75
21,300 00	PRIDE INTERNATIONAL INC	COM	86/12/31-03/12/31	3/13/2003	275,986 42	276,900 00	(913 58)
5,300 00	PROCTER + GAMBLE CO	COM	86/12/31-03/12/31	3/13/2003	438 097 36	434,335 00	1,762 36
14,200 00	QLOGIC CORP	COM	86/12/31-03/12/31	3/13/2003	527 443 11	517 306 00	10,137 11
14,200 00	ROWAN COS INC	COM	86/12/31-03/12/31	3/13/2003	253,296 22	255,600 00	(2,303 78)
10,700 00	ST JUDE MED INC	COM	86/12/31-03/12/31	3/13/2003	492 389 21	487,385 00	4 984 21
14,200 00	WYETH	COM	86/12/31-03/12/31	3/13/2003	487,414 51	483,510 00	3,904 51
5,300 00	XL CAPITAL LTD	SHS A	86/12/31-03/12/31	3/13/2003	347,326 10	342,221 00	5,105 10
17,300 00	AT+T CORP	COM NEW	86/12/31-03/12/31	1/23/2003	352,461 31	867,836 23	(515,374 92)
8,600 00	AT+T CORP	COM NEW	86/12/31-03/12/31	1/24/2003	172,902 95	387,602 19	(214,699 24)
5,850 00	AT+T CORP	COM NEW	86/12/31-03/12/31	1/27/2003	109,845 11	221,884 01	(112,238 90)
3,670 00	AT+T CORP	COM NEW	86/12/31-03/12/31	1/28/2003	69,841 29	117,606 52	(47,765 23)
2,100 00	ABBOTT LABS	COM NPV	86/12/31-03/12/31	12/1/2003	94,001 46	92,099 44	1,903 02
2,050 00	ABBOTT LABS	COM NPV	86/12/31-03/12/31	12/2/2003	92,152 82	89,243 17	2,909 65
2,050 00	ABBOTT LABS	COM NPV	86/12/31-03/12/31	12/3/2003	93,426 63	88,725 75	4,700 88
6,700 00	ABBOTT LABS	COM NPV	86/12/31-03/12/31	12/17/2003	306,411 49	286,671 65	19,739 84
1,200 00	AIR PRODS + CHEMS INC	COM	86/12/31-03/12/31	8/4/2003	55,265 45	54,272 51	992 94
1,550 00	AIR PRODS + CHEMS INC	COM	86/12/31-03/12/31	8/5/2003	69,901 88	67,996 72	1,905 16
1,900 00	AIR PRODS + CHEMS INC	COM	86/12/31-03/12/31	8/7/2003	85,302 39	82,720 93	2,581 46
1,900 00	AIR PRODS + CHEMS INC	COM	86/12/31-03/12/31	8/8/2003	86,282 17	81,795 95	4,486 22
1,900 00	AIR PRODS + CHEMS INC	COM	86/12/31-03/12/31	8/11/2003	87,162 97	81,275 50	5,887 47
1,900 00	AIR PRODS + CHEMS INC	COM	86/12/31-03/12/31	8/12/2003	87,352 96	80,761 19	6,591 77
900 00	AIR PRODS + CHEMS INC	COM	86/12/31-03/12/31	9/15/2003	43,191 94	38 027 97	5,163 97
750 00	AIR PRODS + CHEMS INC	COM	86/12/31-03/12/31	9/16/2003	38,057 34	31 653 62	4,403 72
1 300 00	AIR PRODS + CHEMS INC	COM	86/12/31-03/12/31	9/17/2003	82,488 57	54,811 12	7,657 45
1,450 00	AIR PRODS + CHEMS INC	COM	86/12/31-03/12/31	9/18/2003	69 878 17	60 885 28	8 992 89
200 00	AIR PRODS + CHEMS INC	COM	86/12/31-03/12/31	9/19/2003	9,621 68	8,388 75	1 232 93
400 00	AIR PRODS + CHEMS INC	COM	86/12/31-03/12/31	9/24/2003	18,438 21	16 773 41	1,664 80
6,100 00	AIR PRODS + CHEMS INC	COM	86/12/31-03/12/31	12/1/2003	296,868 22	259 094 03	37 774 19
1,000 00	AIR PRODS + CHEMS INC	COM	86/12/31-03/12/31	12/12/2003	51,630 28	41,892 67	9,737 61
1,100 00	AIR PRODS + CHEMS INC	COM	86/12/31-03/12/31	12/16/2003	57,172 57	46,062 90	11,109 67
1,500 00	AIR PRODS + CHEMS INC	COM	86/12/31-03/12/31	12/17/2003	77,670 86	62,788 74	14,882 12
1,050 00	AIR PRODS + CHEMS INC	COM	86/12/31-03/12/31	12/22/2003	54,901 61	43,949 75	10,951 86
3,400 00	ALCAN INC	COM	86/12/31-03/12/31	7/9/2003	105,888 80	107,443 71	(1,754 91)
2,400 00	ALCAN INC	COM	86/12/31-03/12/31	7/11/2003	72,064 54	74,878 32	(2,813 78)
2,300 00	ALCAN INC	COM	86/12/31-03/12/31	7/14/2003	69,380 62	71,715 04	(2,334 42)
2 400 00	ALCAN INC	COM	86/12/31-03/12/31	7/15/2003	71,909 74	74,758 95	(2,849 21)
2,400 00	ALCAN INC	COM	86/12/31-03/12/31	7/16/2003	73,323 52	74,592 64	(1,269 12)
4,800 00	ALCAN INC	COM	86/12/31-03/12/31	12/17/2003	208,520 47	214,800 33	(6,279 86)
1,800 00	AMERICAN INTL GROUP INC	COM	86/12/31-03/12/31	6/4/2003	105,558 95	102,140 06	3,418 89
1 350 00	AMERICAN INTL GROUP INC	COM	86/12/31-03/12/31	6/18/2003	79,962 29	70,038 14	9,924 15
7,600 00	AMERICAN INTL GROUP INC	COM	86/12/31-03/12/31	12/17/2003	484,447 88	455,133 24	29,314 64
2,800 00	ANTHEM INC	COM	86/12/31-03/12/31	5/23/2003	209,906 73	175,574 84	34,332 09
1,450 00	ANTHEM INC	COM	86/12/31-03/12/31	7/29/2003	117,840 53	85,937 44	31,703 09
650 00	ANTHEM INC	COM	86/12/31-03/12/31	8/27/2003	46,633 82	44,234 45	2,399 37
650 00	ANTHEM INC	COM	86/12/31-03/12/31	8/28/2003	46,676 72	41,159 42	5,517 30
400 00	ANTHEM INC	COM	86/12/31-03/12/31	9/5/2003	29,194 99	23,708 88	5,486 11
1,000 00	ANTHEM INC	COM	86/12/31-03/12/31	9/8/2003	73,357 06	59,268 70	14,090 36
550 00	ANTHEM INC	COM	86/12/31-03/12/31	9/9/2003	40,245 24	32,596 41	7 648 83
4,900 00	ANTHEM INC	COM	86/12/31-03/12/31	10/27/2003	344,403 40	337,671 97	6,731 43
2,350 00	ANTHEM INC	COM	86/12/31-03/12/31	10/28/2003	164,240 63	139,241 19	24,999 44
2,100 00	ANTHEM INC	COM	86/12/31-03/12/31	10/29/2003	145,814 94	123,929 65	21,885 29
3,400 00	ANTHEM INC	COM	86/12/31-03/12/31	10/30/2003	228 465 89	199,783 58	28 682 31
1,300 00	ANTHEM INC	COM	86/12/31-03/12/31	10/31/2003	89,001 63	75,908 12	13,093 51
1,450 00	BANK AMER CORP	COM	86/12/31-03/12/31	4/17/2003	104,779 78	103,325 40	1,454 38
750 00	BANK AMER CORP	COM	86/12/31-03/12/31	6/20/2003	59,189 47	56,153 02	3,036 45
7,100 00	BANK AMER CORP	COM	86/12/31-03/12/31	12/17/2003	550,067 34	562,628 24	(12,561 90)
1,300 00	BANK ONE CORP	COM	86/12/31-03/12/31	3/6/2003	46,907 00	50,291 80	(3,384 80)
500 00	BANK ONE CORP	COM	86/12/31-03/12/31	3/10/2003	17,565 92	19,343 00	(1,777 08)
2 300 00	BANK ONE CORP	COM	86/12/31-03/12/31	3/13/2003	80,736 30	83,284 25	(2,547 95)
1,450 00	BANK ONE CORP	COM	86/12/31-03/12/31	3/17/2003	51,582 05	50,590 93	991 12
3,400 00	BANK ONE CORP	COM	86/12/31-03/12/31	5/8/2003	124,049 64	120,603 17	3,446 47
1,300 00	BANK ONE CORP	COM	86/12/31-03/12/31	5/9/2003	47,759 89	46,008 08	1,751 81
1,750 00	BANK ONE CORP	COM	86/12/31-03/12/31	5/14/2003	65,907 34	61,509 20	4 398 14
3,400 00	BANK ONE CORP	COM	86/12/31-03/12/31	5/20/2003	125,536 05	118,627 02	6,909 03
3,450 00	BANK ONE CORP	COM	86/12/31-03/12/31	5/21/2003	126,860 21	120,126 15	6,734 06
7,400 00	BANK ONE CORP	COM	86/12/31-03/12/31	5/22/2003	273,642 13	257,285 17	16,356 96
2,800 00	BANK ONE CORP	COM	86/12/31-03/12/31	5/23/2003	103,980 69	97,272 30	6,708 39
7,100 00	BANK ONE CORP	COM	86/12/31-03/12/31	5/27/2003	264,867 28	244,835 31	20,031 97
5,900 00	BANK ONE CORP	COM	86/12/31-03/12/31	5/28/2003	222,388 89	199,589 25	22 799 64

THE ROCKEFELLER FOUNDATION
EMPLOYEE ID NO 13-1659629
GAIN AND LOSSES ON TAXABLE INVESTMENTS
FOR YEAR 2003

Shares/Par Value	Security Name	Security Description	Date Bought	Date Sold	Proceeds	Cost	Realized Gain/Loss
5,200 00	BANK ONE CORP	COM	86/12/31-03/12/31	5/29/2003	193,669 08	187,731 67	25,937 41
8,800 00	BANK ONE CORP	COM	86/12/31-03/12/31	5/30/2003	245,530 93	199,811 39	45,919 54
5,700 00	BANK ONE CORP	COM	86/12/31-03/12/31	6/2/2003	214,890 18	170,874 59	44,015 59
5,400 00	BANK ONE CORP	COM	86/12/31-03/12/31	6/3/2003	202,879 83	161,486 26	41,393 57
5,100 00	BANK ONE CORP	COM	86/12/31-03/12/31	6/4/2003	197,891 22	150,354 65	47,336 57
4,550 00	BANK ONE CORP	COM	86/12/31-03/12/31	6/5/2003	177,861 17	130,082 19	47,778 98
1,900 00	BAXTER INTL INC	COM	86/12/31-03/12/31	1/10/2003	57,898 03	65,423 84	(7,725 81)
1,900 00	BAXTER INTL INC	COM	86/12/31-03/12/31	1/13/2003	59,021 91	65,423 84	(6,401 93)
2,850 00	BAXTER INTL INC	COM	86/12/31-03/12/31	1/14/2003	88,755 73	95,588 23	(6,832 50)
2,400 00	BAXTER INTL INC	COM	86/12/31-03/12/31	1/15/2003	72,789 40	82,840 64	(9,841 24)
2,850 00	BAXTER INTL INC	COM	86/12/31-03/12/31	1/16/2003	86,895 31	98,017 00	(11,121 69)
2,900 00	BAXTER INTL INC	COM	86/12/31-03/12/31	1/17/2003	88,012 63	96,636 20	(8,623 57)
200 00	BAXTER INTL INC	COM	86/12/31-03/12/31	1/21/2003	6,189 81	6,862 96	(473 15)
2,950 00	BAXTER INTL INC	COM	86/12/31-03/12/31	1/28/2003	84,374 63	95,782 35	(11,407 82)
1,000 00	BAXTER INTL INC	COM	86/12/31-03/12/31	1/29/2003	28,426 24	32,070 03	(3,643 79)
1,950 00	BAXTER INTL INC	COM	86/12/31-03/12/31	1/30/2003	54,843 65	62,527 53	(7,683 88)
3,900 00	BAXTER INTL INC	COM	86/12/31-03/12/31	1/31/2003	109,573 43	124,699 51	(15,126 08)
3,900 00	BAXTER INTL INC	COM	86/12/31-03/12/31	2/3/2003	110,182 32	124,245 80	(14,063 48)
2,900 00	BAXTER INTL INC	COM	86/12/31-03/12/31	2/4/2003	81,302 82	91,965 76	(10,662 94)
2,900 00	BAXTER INTL INC	COM	86/12/31-03/12/31	2/5/2003	81,342 84	90,522 84	(9,180 00)
2,900 00	BAXTER INTL INC	COM	86/12/31-03/12/31	2/6/2003	80,846 95	90,132 57	(9,285 62)
1,400 00	BAXTER INTL INC	COM	86/12/31-03/12/31	2/7/2003	39,032 84	42,948 22	(3,915 38)
2,300 00	BAXTER INTL INC	COM	86/12/31-03/12/31	2/10/2003	61,376 87	67,823 57	(6,446 70)
2,700 00	BAXTER INTL INC	COM	86/12/31-03/12/31	2/11/2003	71,955 80	76,793 13	(4,837 33)
2,400 00	BAXTER INTL INC	COM	86/12/31-03/12/31	2/12/2003	63,227 05	68,280 56	(5,053 51)
10,500 00	BELLSOUTH CORP	COM	86/12/31-03/12/31	12/17/2003	287,329 54	284,677 21	2,652 33
2,700 00	CIGNA CORP	COM	86/12/31-03/12/31	2/20/2003	116,019 55	281,777 76	(165,758 21)
3,300 00	CIGNA CORP	COM	86/12/31-03/12/31	2/21/2003	140,947 33	342,695 20	(201,747 87)
2,600 00	CIGNA CORP	COM	86/12/31-03/12/31	2/24/2003	109,964 88	268,620 18	(158,655 30)
2,400 00	CIGNA CORP	COM	86/12/31-03/12/31	2/25/2003	100,582 00	246,105 19	(145,513 19)
2,800 00	CIGNA CORP	COM	86/12/31-03/12/31	2/26/2003	108,892 51	228,856 60	(117,964 09)
3,900 00	CIGNA CORP	COM	86/12/31-03/12/31	2/27/2003	163,895 68	299,427 72	(135,532 04)
5,900 00	CAREMARK RX INC	COM	86/12/31-03/12/31	12/17/2003	146,566 83	157,826 86	(11,259 83)
5,750 00	CARNIVAL CORP	COM	86/12/31-03/12/31	4/21/2003	147,010 37	147,010 37	-
2,150 00	CARNIVAL CORP	PAIRED 1 COM CARN +1 TR SH BEN	86/12/31-03/12/31	12/5/2003	75,861 99	58,853 10	19,008 89
3,800 00	CARNIVAL CORP	PAIRED 1 COM CARN +1 TR SH BEN	86/12/31-03/12/31	12/8/2003	133,359 68	97,505 19	35,854 49
2,350 00	CARNIVAL CORP	PAIRED 1 COM CARN +1 TR SH BEN	86/12/31-03/12/31	12/9/2003	86,216 51	60,082 50	26,134 01
3,200 00	CATERPILLAR INC	COM	86/12/31-03/12/31	2/21/2003	148,003 54	168,815 47	(20,811 93)
950 00	CATERPILLAR INC	COM	86/12/31-03/12/31	2/24/2003	43,897 83	49,770 97	(6,073 14)
2,000 00	CATERPILLAR INC	COM	86/12/31-03/12/31	3/3/2003	94,120 16	104,226 72	(10,106 56)
1,450 00	CATERPILLAR INC	COM	86/12/31-03/12/31	3/17/2003	70,472 51	75,393 18	(4,920 65)
950 00	CATERPILLAR INC	COM	86/12/31-03/12/31	3/18/2003	47,463 42	49,361 43	(1,898 01)
2,800 00	CATERPILLAR INC	COM	86/12/31-03/12/31	4/9/2003	135,580 53	135,028 27	552 26
1,000 00	CATERPILLAR INC	COM	86/12/31-03/12/31	4/14/2003	53,022 41	51,914 30	1,108 11
1,100 00	CATERPILLAR INC	COM	86/12/31-03/12/31	4/15/2003	58,176 49	57,105 73	1,070 76
500 00	CATERPILLAR INC	COM	86/12/31-03/12/31	4/21/2003	25,961 93	25,955 40	6 53
1,650 00	CATERPILLAR INC	COM	86/12/31-03/12/31	6/18/2003	94,691 54	86,335 71	8,355 83
1,900 00	CATERPILLAR INC	COM	86/12/31-03/12/31	6/24/2003	107,631 48	98,582 72	9,048 76
1,800 00	CATERPILLAR INC	COM	86/12/31-03/12/31	7/18/2003	123,345 07	98,557 56	24,787 51
950 00	CATERPILLAR INC	COM	86/12/31-03/12/31	7/21/2003	82,057 08	49,278 78	12,778 30
950 00	CATERPILLAR INC	COM	86/12/31-03/12/31	8/5/2003	63,915 57	49,035 87	14,879 70
950 00	CATERPILLAR INC	COM	86/12/31-03/12/31	8/6/2003	63,061 75	49,022 38	14,039 37
1,000 00	CATERPILLAR INC	COM	86/12/31-03/12/31	8/7/2003	66,392 19	51,602 50	14,789 69
950 00	CATERPILLAR INC	COM	86/12/31-03/12/31	8/8/2003	64,803 05	48,946 77	15,856 28
950 00	CATERPILLAR INC	COM	86/12/31-03/12/31	8/11/2003	65,198 20	48,941 80	16,256 40
950 00	CATERPILLAR INC	COM	86/12/31-03/12/31	8/12/2003	65,383 25	48,808 75	16,574 50
950 00	CATERPILLAR INC	COM	86/12/31-03/12/31	8/13/2003	66,572 50	48,805 43	17,767 07
950 00	CATERPILLAR INC	COM	86/12/31-03/12/31	8/14/2003	66,973 76	48,584 43	18,389 33
850 00	CATERPILLAR INC	COM	86/12/31-03/12/31	8/28/2003	59,264 18	43,075 35	16,218 81
1,950 00	CATERPILLAR INC	COM	86/12/31-03/12/31	9/5/2003	136,592 08	96,797 75	39,794 33
950 00	CATERPILLAR INC	COM	86/12/31-03/12/31	9/8/2003	66,716 23	46,538 83	20,177 40
300 00	CATERPILLAR INC	COM	86/12/31-03/12/31	9/9/2003	20,989 82	14,584 95	6,404 87
850 00	CATERPILLAR INC	COM	86/12/31-03/12/31	9/10/2003	58,651 93	39,580 15	19,071 78
750 00	CATERPILLAR INC	COM	86/12/31-03/12/31	9/11/2003	51,226 50	33,192 60	18,033 90
1,200 00	CATERPILLAR INC	COM	86/12/31-03/12/31	9/12/2003	61,176 19	52,960 71	28,215 48
950 00	CATERPILLAR INC	COM	86/12/31-03/12/31	9/15/2003	65,091 43	41,483 65	23,607 78
950 00	CATERPILLAR INC	COM	86/12/31-03/12/31	9/16/2003	65,676 03	41,483 65	24,192 38
1,000 00	CATERPILLAR INC	COM	86/12/31-03/12/31	9/17/2003	70,230 51	43,667 00	26,563 51
1,000 00	CATERPILLAR INC	COM	86/12/31-03/12/31	9/18/2003	70,707 68	43,667 00	27,040 68
950 00	CATERPILLAR INC	COM	86/12/31-03/12/31	9/19/2003	67,892 31	41,483 65	26,208 66
600 00	CATERPILLAR INC	COM	86/12/31-03/12/31	9/22/2003	42,565 18	25,102 20	17,462 98
1,900 00	CATERPILLAR INC	COM	86/12/31-03/12/31	9/23/2003	135,279 55	76,013 30	59,266 25
34,000 00	CENDANT CORP	COM	86/12/31-03/12/31	3/25/2003	453,575 75	644,160 03	(190,584 28)
28,900 00	CENDANT CORP	COM	86/12/31-03/12/31	3/26/2003	363,126 30	526,484 27	(163,357 97)
17,200 00	CENDANT CORP	COM	86/12/31-03/12/31	3/27/2003	223,842 03	286,328 09	(62,486 06)
2,400 00	CENDANT CORP	COM	86/12/31-03/12/31	4/1/2003	30,477 37	39,615 12	(9,137 75)
3,900 00	CENDANT CORP	COM	86/12/31-03/12/31	4/2/2003	51,094 62	64,374 25	(13,279 63)
4,400 00	CENDANT CORP	COM	86/12/31-03/12/31	4/3/2003	57,657 53	72,625 98	(14,968 43)
3,400 00	CENDANT CORP	COM	86/12/31-03/12/31	4/4/2003	43,939 20	55,985 98	(12,046 78)
4,200 00	CENDANT CORP	COM	86/12/31-03/12/31	4/7/2003	55,708 28	68,942 66	(13,234 38)
4,300 00	CENDANT CORP	COM	86/12/31-03/12/31	4/8/2003	55,944 24	70,527 59	(14,583 35)
4,600 00	CENDANT CORP	COM	86/12/31-03/12/31	4/9/2003	58,828 47	74,593 24	(14,764 77)
4,200 00	CENDANT CORP	COM	86/12/31-03/12/31	4/10/2003	53,048 55	67,880 40	(14,831 85)
5,200 00	CENDANT CORP	COM	86/12/31-03/12/31	4/11/2003	66,787 23	83,498 06	(16,710 83)
1,800 00	CENDANT CORP	COM	86/12/31-03/12/31	4/14/2003	23,374 60	28,791 84	(5,417 24)

THE ROCKEFELLER FOUNDATION
EMPLOYEE ID NO 13-1659629
GAIN AND LOSSES ON TAXABLE INVESTMENTS
FOR YEAR 2003

Shares/Par Value	Security Name	Security Description	Date Bought	Date Sold	Proceeds	Cost	Realized Gain/Loss
4,300 00	CENDANT CORP	COM	86/12/31-03/12/31	4/15/2003	56,411 20	68,278 91	(11,867 71)
1,200 00	CENDANT CORP	COM	86/12/31-03/12/31	4/16/2003	15,676 78	19,047 96	(3,371 18)
3,800 00	CENDANT CORP	COM	86/12/31-03/12/31	4/17/2003	49,242 65	60,302 06	(11,059 41)
3,800 00	CENDANT CORP	COM	86/12/31-03/12/31	4/21/2003	49,742 70	60,142 60	(10,399 90)
3,550 00	CENDANT CORP	COM	86/12/31-03/12/31	4/22/2003	47,031 74	56,163 48	(9,131 74)
2,250 00	CENDANT CORP	COM	86/12/31-03/12/31	6/2/2003	38,041 44	34,403 33	3,638 11
2,000 00	CENDANT CORP	COM	86/12/31-03/12/31	6/3/2003	33,119 04	29,833 05	3,285 99
3,400 00	CENDANT CORP	COM	86/12/31-03/12/31	12/15/2003	72,486 98	83,885 32	(11,398 34)
3,200 00	CENDANT CORP	COM	86/12/31-03/12/31	12/16/2003	67,103 73	59,135 59	7,968 14
19,300 00	CENDANT CORP	COM	86/12/31-03/12/31	12/17/2003	405,078 37	293,890 82	111,187 55
300 00	CITIGROUP INC	COM	86/12/31-03/12/31	4/2/2003	11,045 21	13,666 41	(2,621 20)
3,450 00	CITIGROUP INC	COM	86/12/31-03/12/31	4/3/2003	127,787 19	157,163 77	(29,376 58)
3,800 00	CITIGROUP INC	COM	86/12/31-03/12/31	4/15/2003	139,870 37	163,996 88	(24,126 61)
3,700 00	CITIGROUP INC	COM	86/12/31-03/12/31	6/9/2003	158,170 91	168,552 45	(10,381 54)
2,100 00	CITIGROUP INC	COM	86/12/31-03/12/31	6/16/2003	93,650 15	95,684 90	(2,034 75)
950 00	CITIGROUP INC	COM	86/12/31-03/12/31	7/14/2003	45,104 83	43,276 98	1,827 85
3,350 00	CITIGROUP INC	COM	86/12/31-03/12/31	7/15/2003	157,126 06	149,650 13	7,475 93
950 00	CITIGROUP INC	COM	86/12/31-03/12/31	7/16/2003	43,467 02	41,484 43	2,002 59
1,000 00	CITIGROUP INC	COM	86/12/31-03/12/31	9/22/2003	46,142 03	44,319 00	1,823 03
1,000 00	CITIGROUP INC	COM	86/12/31-03/12/31	9/24/2003	47,031 69	44,319 00	2,712 69
2,399 00	CITIGROUP INC	COM	86/12/31-03/12/31	9/25/2003	111,095 60	105,975 01	5,120 59
1,100 00	CITIGROUP INC	COM	86/12/31-03/12/31	10/6/2003	52,119 62	47,795 58	4,324 04
2,000 00	CITIGROUP INC	COM	86/12/31-03/12/31	10/14/2003	97,713 22	86,556 73	11,156 49
13,700 00	CITIGROUP INC	COM	86/12/31-03/12/31	12/17/2003	652,830 60	616,774 31	36,056 29
2,200 00	CLEAR CHANNEL COMMUNICATIONS	COM	86/12/31-03/12/31	4/23/2003	87,274 53	92,988 28	(5,713 75)
4,500 00	CLEAR CHANNEL COMMUNICATIONS	COM	86/12/31-03/12/31	4/24/2003	175,212 33	180,783 90	(5,571 57)
1,900 00	CLEAR CHANNEL COMMUNICATIONS	COM	86/12/31-03/12/31	5/13/2003	77,070 26	75,847 26	1,223 00
1,900 00	CLEAR CHANNEL COMMUNICATIONS	COM	86/12/31-03/12/31	5/15/2003	76,438 35	73,233 79	3,204 56
1,900 00	CLEAR CHANNEL COMMUNICATIONS	COM	86/12/31-03/12/31	5/16/2003	76,366 73	72,812 11	3,554 62
1,500 00	CLEAR CHANNEL COMMUNICATIONS	COM	86/12/31-03/12/31	6/6/2003	64,562 37	56,309 61	8,252 76
2,800 00	CLEAR CHANNEL COMMUNICATIONS	COM	86/12/31-03/12/31	9/3/2003	125,578 60	115,231 43	10,347 17
3,000 00	CLEAR CHANNEL COMMUNICATIONS	COM	86/12/31-03/12/31	9/4/2003	136,546 40	116,193 46	20,352 94
8,800 00	CLEAR CHANNEL COMMUNICATIONS	COM	86/12/31-03/12/31	12/17/2003	395,383 96	371,080 22	24,303 74
400 00	CLOROX CO	COM	86/12/31-03/12/31	4/3/2003	19,206 18	18,145 76	1,060 42
300 00	CLOROX CO	COM	86/12/31-03/12/31	4/4/2003	14,246 45	13,609 32	637 13
2,000 00	CLOROX CO	COM	86/12/31-03/12/31	10/1/2003	91,537 91	90,539 00	998 91
6,000 00	CLOROX CO	COM	86/12/31-03/12/31	12/17/2003	286,264 59	279,326 27	6,938 32
2,400 00	COMCAST CORP NEW	CL A	86/12/31-03/12/31	1/14/2003	87,397 64	57,310 56	30,087 08
100 00	COMCAST CORP NEW	CL A	86/12/31-03/12/31	1/15/2003	2,804 17	2,387 94	416 23
1,400 00	COMCAST CORP NEW	CL A	86/12/31-03/12/31	1/16/2003	39,474 88	33,431 16	6,043 72
2,400 00	COMCAST CORP NEW	CL A	86/12/31-03/12/31	2/28/2003	69,732 53	57,271 76	12,460 77
800 00	COMCAST CORP NEW	CL A	86/12/31-03/12/31	3/3/2003	23,193 46	19,023 92	4,169 54
2,900 00	COMCAST CORP NEW	CL A	86/12/31-03/12/31	3/7/2003	81,075 75	68,868 91	12,206 84
2,400 00	COMCAST CORP NEW	CL A	86/12/31-03/12/31	3/10/2003	65,902 97	56,980 47	8,922 50
1,200 00	COMCAST CORP NEW	CL A	86/12/31-03/12/31	3/11/2003	32,698 17	28,480 92	4,217 25
600 00	COMCAST CORP NEW	CL A	86/12/31-03/12/31	3/12/2003	16,198 07	14,240 46	1,957 61
1,900 00	COMCAST CORP NEW	CL A	86/12/31-03/12/31	3/14/2003	53,694 47	45,094 79	8,599 68
3,900 00	COMCAST CORP NEW	CL A	86/12/31-03/12/31	10/16/2003	128,309 45	120,378 82	7,930 63
2,100 00	COMCAST CORP NEW	CL A	86/12/31-03/12/31	10/20/2003	67,388 36	64,759 40	2,628 96
3,300 00	COMCAST CORP NEW	CL A	86/12/31-03/12/31	11/3/2003	111,099 85	100,987 63	10,112 22
400 00	COMCAST CORP NEW	CL A	86/12/31-03/12/31	11/4/2003	13,199 70	12,202 44	997 26
1,900 00	COMCAST CORP NEW	CL A	86/12/31-03/12/31	11/6/2003	62,397 25	57,635 43	4,761 82
2,900 00	COMCAST CORP NEW	CL A	86/12/31-03/12/31	11/7/2003	96,865 61	87,514 17	9,351 44
1,400 00	COMCAST CORP NEW	CL A	86/12/31-03/12/31	11/10/2003	46,227 51	41,955 93	4,271 58
10,500 00	COMCAST CORP NEW	CL A	86/12/31-03/12/31	12/17/2003	331,054 74	331,103 24	(48 50)
1,800 00	CONOCOPHILLIPS	COM	86/12/31-03/12/31	2/4/2003	89,282 96	104,329 62	(15,046 66)
1,850 00	CONOCOPHILLIPS	COM	86/12/31-03/12/31	2/5/2003	92,222 68	107,114 23	(14,891 55)
400 00	CONOCOPHILLIPS	COM	86/12/31-03/12/31	2/6/2003	19,607 60	23,101 88	(3,494 28)
1,550 00	CONOCOPHILLIPS	COM	86/12/31-03/12/31	2/7/2003	75,803 16	89,519 79	(13,716 63)
1,550 00	CONOCOPHILLIPS	COM	86/12/31-03/12/31	2/10/2003	75,431 26	89,519 78	(14,088 52)
1,550 00	CONOCOPHILLIPS	COM	86/12/31-03/12/31	2/11/2003	75,669 80	89,483 83	(13,814 03)
2,600 00	CONOCOPHILLIPS	COM	86/12/31-03/12/31	2/12/2003	125,236 92	150,045 79	(24,808 87)
550 00	CONOCOPHILLIPS	COM	86/12/31-03/12/31	2/13/2003	26,395 46	31,598 11	(5,202 65)
1,900 00	CONOCOPHILLIPS	COM	86/12/31-03/12/31	2/26/2003	95,351 09	109,157 09	(13,806 00)
1,700 00	CONOCOPHILLIPS	COM	86/12/31-03/12/31	2/27/2003	86,339 37	97,846 02	(11,506 65)
1,850 00	CONOCOPHILLIPS	COM	86/12/31-03/12/31	2/28/2003	94,425 59	106,207 39	(11,781 80)
1,650 00	CONOCOPHILLIPS	COM	86/12/31-03/12/31	3/3/2003	84,879 55	94,709 17	(9,829 62)
2,750 00	CONOCOPHILLIPS	COM	86/12/31-03/12/31	3/4/2003	141,825 32	157,218 94	(15,393 62)
2,950 00	CONOCOPHILLIPS	COM	86/12/31-03/12/31	3/5/2003	152,030 45	167,733 20	(15,702 75)
3,650 00	CONOCOPHILLIPS	COM	86/12/31-03/12/31	3/6/2003	185,526 47	204,852 44	(19,325 97)
4,400 00	CONOCOPHILLIPS	COM	86/12/31-03/12/31	3/7/2003	225,861 47	236,969 28	(11,107 81)
1,000 00	CONOCOPHILLIPS	COM	86/12/31-03/12/31	3/11/2003	51,042 06	53,637 15	(2,595 09)
1,450 00	CONOCOPHILLIPS	COM	86/12/31-03/12/31	3/13/2003	72,512 89	77,773 87	(5,260 98)
1,650 00	CONOCOPHILLIPS	COM	86/12/31-03/12/31	4/2/2003	87,505 14	88,501 30	(996 16)
300 00	CONOCOPHILLIPS	COM	86/12/31-03/12/31	4/3/2003	15,968 18	16,091 15	(124 97)
1,450 00	CONOCOPHILLIPS	COM	86/12/31-03/12/31	6/5/2003	79,722 05	77,773 87	1,948 18
1,850 00	CONOCOPHILLIPS	COM	86/12/31-03/12/31	9/10/2003	105,252 66	99,228 73	6,023 93
1,950 00	CONOCOPHILLIPS	COM	86/12/31-03/12/31	9/11/2003	110,358 79	104,592 45	5,766 34
2,950 00	CONOCOPHILLIPS	COM	86/12/31-03/12/31	9/12/2003	166,049 20	158,229 60	7,819 60
9,600 00	CONOCOPHILLIPS	COM	86/12/31-03/12/31	12/17/2003	584,914 05	536,816 20	48,097 85
7,800 00	DU PONT E I DE NEMOURS + CO	COM	86/12/31-03/12/31	12/17/2003	344,944 30	344,218 63	725 67
2,000 00	ENCANA CORP	COM	86/12/31-03/12/31	1/30/2003	61,933 73	62,016 40	(82 67)
1,800 00	ENCANA CORP	COM	86/12/31-03/12/31	2/5/2003	56,136 88	52,843 33	3,293 55
1,850 00	ENCANA CORP	COM	86/12/31-03/12/31	2/6/2003	57,406 54	52,367 77	5,038 77
1,750 00	ENCANA CORP	COM	86/12/31-03/12/31	2/7/2003	54,347 78	49,531 52	4,816 24

THE ROCKEFELLER FOUNDATION
EMPLOYEE ID NO 13-1659629
GAIN AND LOSSES ON TAXABLE INVESTMENTS
FOR YEAR 2003

Shares/Par Value	Security Name	Security Description	Date Bought	Date Sold	Proceeds	Cost	Realized Gain/Loss
750.00	ENCANA CORP	COM	86/12/31-03/12/31	2/10/2003	23,246.59	21,213.53	2,033.06
2,450.00	ENCANA CORP	COM	86/12/31-03/12/31	2/11/2003	75,835.99	69,119.98	6,716.01
2,500.00	ENCANA CORP	COM	86/12/31-03/12/31	2/12/2003	77,891.80	70,353.06	7,338.84
1,950.00	ENCANA CORP	COM	86/12/31-03/12/31	2/13/2003	60,218.28	54,728.05	5,490.23
2,800.00	ENCANA CORP	COM	86/12/31-03/12/31	2/20/2003	88,465.01	78,180.69	10,304.32
1,100.00	ENCANA CORP	COM	86/12/31-03/12/31	2/21/2003	34,933.40	30,846.93	4,286.47
1,800.00	ENCANA CORP	COM	86/12/31-03/12/31	3/5/2003	62,518.18	52,783.37	9,734.81
700.00	ENCANA CORP	COM	86/12/31-03/12/31	3/6/2003	23,078.69	19,244.13	3,832.56
1,800.00	ENCANA CORP	COM	86/12/31-03/12/31	3/7/2003	62,444.65	51,719.21	10,725.44
800.00	ENCANA CORP	COM	86/12/31-03/12/31	3/11/2003	59,916.05	48,975.49	10,940.56
1,500.00	ENCANA CORP	COM	86/12/31-03/12/31	3/12/2003	28,478.08	21,701.50	4,774.58
2,000.00	ENCANA CORP	COM	86/12/31-03/12/31	8/29/2003	56,325.51	54,751.50	1,574.01
1,800.00	ENCANA CORP	COM	86/12/31-03/12/31	11/11/2003	69,952.12	72,910.15	(2,958.03)
1,900.00	ENCANA CORP	COM	86/12/31-03/12/31	11/12/2003	66,519.11	68,882.46	(2,363.35)
1,950.00	ENCANA CORP	COM	86/12/31-03/12/31	11/13/2003	68,054.74	70,193.37	(2,138.63)
1,950.00	ENCANA CORP	COM	86/12/31-03/12/31	11/14/2003	68,702.88	69,784.88	(1,082.00)
1,400.00	ENCANA CORP	COM	86/12/31-03/12/31	11/17/2003	49,001.48	48,765.31	236.17
3,100.00	ENCANA CORP	COM	86/12/31-03/12/31	11/18/2003	108,582.33	108,718.37	(1,836.04)
2,050.00	ENCANA CORP	COM	86/12/31-03/12/31	11/19/2003	72,584.63	66,527.61	6,057.02
4,050.00	ENCANA CORP	COM	86/12/31-03/12/31	11/20/2003	145,320.95	121,741.28	23,579.67
2,300.00	ENCANA CORP	COM	86/12/31-03/12/31	11/21/2003	82,995.75	82,062.83	20,932.92
2,450.00	ENCANA CORP	COM	86/12/31-03/12/31	11/24/2003	85,952.26	85,152.73	20,799.53
2,800.00	ENCANA CORP	COM	86/12/31-03/12/31	11/25/2003	91,316.82	69,056.00	22,260.82
1,600.00	ENCANA CORP	COM	86/12/31-03/12/31	11/26/2003	56,868.53	42,496.00	14,372.53
2,000.00	ENCANA CORP	COM	86/12/31-03/12/31	12/11/2003	72,725.79	53,108.51	19,617.28
1,700.00	ENCANA CORP	COM	86/12/31-03/12/31	12/22/2003	82,685.58	45,070.28	17,615.30
4,400.00	ENCANA CORP	COM	86/12/31-03/12/31	12/3/2003	163,853.16	115,480.83	48,372.33
2,700.00	ENCANA CORP	COM	86/12/31-03/12/31	12/4/2003	102,006.61	70,007.20	31,999.41
3,500.00	ENCANA CORP	COM	86/12/31-03/12/31	12/5/2003	133,298.25	89,813.97	43,884.28
5,000.00	ENCANA CORP	COM	86/12/31-03/12/31	12/8/2003	191,961.50	118,594.22	73,367.28
4,500.00	ENCANA CORP	COM	86/12/31-03/12/31	12/9/2003	173,265.28	97,780.83	75,484.45
4,700.00	ENCANA CORP	COM	86/12/31-03/12/31	12/10/2003	178,493.40	99,309.39	79,184.01
5,300.00	ENCANA CORP	COM	86/12/31-03/12/31	12/11/2003	198,455.02	111,122.64	87,332.38
2,915.00	ENCANA CORP	COM	86/12/31-03/12/31	12/12/2003	109,284.63	60,933.60	48,351.03
8,900.00	ENTERGY CORP	COM	86/12/31-03/12/31	2/3/2003	404,638.77	379,732.18	24,906.59
2,000.00	ENTERGY CORP	COM	86/12/31-03/12/31	3/6/2003	91,769.03	82,517.79	9,251.24
1,400.00	ENTERGY CORP	COM	86/12/31-03/12/31	3/7/2003	64,497.87	57,622.18	6,875.69
900.00	ENTERGY CORP	COM	86/12/31-03/12/31	3/11/2003	41,061.35	36,818.88	4,244.47
850.00	ENTERGY CORP	COM	86/12/31-03/12/31	3/21/2003	48,678.93	38,787.36	7,891.57
1,000.00	ENTERGY CORP	COM	86/12/31-03/12/31	3/27/2003	48,091.08	40,808.10	7,282.98
7,000.00	ENTERGY CORP	COM	86/12/31-03/12/31	12/17/2003	385,527.95	377,050.15	8,477.80
1,900.00	EXXON MOBIL CORP	COM	86/12/31-03/12/31	7/11/2003	68,532.82	70,375.05	(1,842.23)
3,600.00	EXXON MOBIL CORP	COM	86/12/31-03/12/31	7/22/2003	129,737.91	130,644.36	(906.45)
2,350.00	EXXON MOBIL CORP	COM	86/12/31-03/12/31	7/3/2003	84,636.89	84,686.55	(49.66)
3,000.00	EXXON MOBIL CORP	COM	86/12/31-03/12/31	7/7/2003	108,236.72	107,974.05	262.67
500.00	EXXON MOBIL CORP	COM	86/12/31-03/12/31	7/8/2003	17,974.15	17,965.00	9.15
700.00	EXXON MOBIL CORP	COM	86/12/31-03/12/31	7/10/2003	25,016.40	25,157.42	(141.02)
4,700.00	EXXON MOBIL CORP	COM	86/12/31-03/12/31	7/11/2003	167,268.45	168,434.14	(1,165.69)
4,100.00	EXXON MOBIL CORP	COM	86/12/31-03/12/31	7/14/2003	148,051.97	145,607.40	2,444.57
3,800.00	EXXON MOBIL CORP	COM	86/12/31-03/12/31	7/15/2003	133,468.00	134,459.99	(991.99)
2,800.00	EXXON MOBIL CORP	COM	86/12/31-03/12/31	7/16/2003	101,796.83	102,293.53	(496.70)
2,050.00	EXXON MOBIL CORP	COM	86/12/31-03/12/31	7/17/2003	71,878.19	72,176.81	(298.62)
550.00	FEDERAL NATL MTG ASSN	COM	86/12/31-03/12/31	1/8/2003	37,943.35	39,180.35	(1,237.00)
1,350.00	FEDERAL NATL MTG ASSN	COM	86/12/31-03/12/31	1/13/2003	93,734.69	96,169.95	(2,435.26)
1,400.00	FEDERAL NATL MTG ASSN	COM	86/12/31-03/12/31	2/18/2003	91,128.15	99,731.80	(8,603.65)
850.00	FEDERAL NATL MTG ASSN	COM	86/12/31-03/12/31	2/19/2003	55,290.92	60,551.45	(5,260.53)
250.00	FEDERAL NATL MTG ASSN	COM	86/12/31-03/12/31	2/12/2003	16,245.26	17,268.27	(1,023.01)
450.00	FEDERAL NATL MTG ASSN	COM	86/12/31-03/12/31	2/25/2003	28,800.75	30,433.73	(1,632.98)
900.00	FEDERAL NATL MTG ASSN	COM	86/12/31-03/12/31	2/26/2003	57,626.61	60,345.37	(2,718.76)
1,200.00	FEDERAL NATL MTG ASSN	COM	86/12/31-03/12/31	2/27/2003	77,077.99	78,024.12	(946.13)
1,350.00	FEDERAL NATL MTG ASSN	COM	86/12/31-03/12/31	2/28/2003	86,537.12	87,505.90	(968.78)
1,850.00	FEDERAL NATL MTG ASSN	COM	86/12/31-03/12/31	3/3/2003	119,152.69	110,251.49	8,901.20
1,900.00	FEDERAL NATL MTG ASSN	COM	86/12/31-03/12/31	4/16/2003	138,156.39	126,781.87	11,374.52
450.00	FEDERAL NATL MTG ASSN	COM	86/12/31-03/12/31	4/17/2003	32,424.13	30,027.29	2,396.84
1,000.00	FEDERAL NATL MTG ASSN	COM	86/12/31-03/12/31	4/21/2003	72,402.00	62,804.75	9,597.25
1,900.00	FEDERAL NATL MTG ASSN	COM	86/12/31-03/12/31	6/11/2003	131,251.17	139,818.04	(8,566.87)
950.00	FEDERAL NATL MTG ASSN	COM	86/12/31-03/12/31	6/12/2003	64,110.69	68,421.74	(4,311.05)
1,550.00	FEDERAL NATL MTG ASSN	COM	86/12/31-03/12/31	6/13/2003	104,995.65	111,008.71	(6,013.06)
2,100.00	FEDERAL NATL MTG ASSN	COM	86/12/31-03/12/31	6/16/2003	148,812.47	138,180.30	10,632.17
1,900.00	FEDERAL NATL MTG ASSN	COM	86/12/31-03/12/31	6/17/2003	135,954.97	113,231.26	22,723.71
1,900.00	FEDERAL NATL MTG ASSN	COM	86/12/31-03/12/31	6/18/2003	134,380.13	113,231.26	21,148.87
2,400.00	FEDERAL NATL MTG ASSN	COM	86/12/31-03/12/31	6/19/2003	170,295.54	143,028.98	27,266.56
1,650.00	FEDERAL NATL MTG ASSN	COM	86/12/31-03/12/31	6/20/2003	115,953.27	98,332.41	17,620.86
2,900.00	FEDERAL NATL MTG ASSN	COM	86/12/31-03/12/31	6/24/2003	195,523.05	172,826.68	22,696.37
1,950.00	FEDERAL NATL MTG ASSN	COM	86/12/31-03/12/31	6/25/2003	134,869.72	116,211.03	18,658.69
3,300.00	FEDERAL NATL MTG ASSN	COM	86/12/31-03/12/31	6/26/2003	220,499.30	192,192.13	28,307.17
950.00	FEDERAL NATL MTG ASSN	COM	86/12/31-03/12/31	6/27/2003	83,010.45	53,468.19	29,542.26
1,800.00	FEDERAL NATL MTG ASSN	COM	86/12/31-03/12/31	6/30/2003	127,566.48	104,280.15	23,286.33
1,900.00	FEDERAL NATL MTG ASSN	COM	86/12/31-03/12/31	7/1/2003	129,097.05	103,331.50	25,765.55
1,850.00	FEDERAL NATL MTG ASSN	COM	86/12/31-03/12/31	7/2/2003	129,818.24	99,503.87	30,314.37
1,900.00	FEDERAL NATL MTG ASSN	COM	86/12/31-03/12/31	7/3/2003	133,382.30	100,365.31	33,016.99
1,900.00	FEDERAL NATL MTG ASSN	COM	86/12/31-03/12/31	7/7/2003	135,176.96	98,639.41	36,537.55
1,900.00	FEDERAL NATL MTG ASSN	COM	86/12/31-03/12/31	7/8/2003	134,523.39	97,474.41	37,048.98
1,900.00	FEDERAL NATL MTG ASSN	COM	86/12/31-03/12/31	7/9/2003	134,889.55	95,489.73	39,379.82
2,250.00	FEDERAL NATL MTG ASSN	COM	86/12/31-03/12/31	7/10/2003	158,045.42	110,786.99	47,258.43

THE ROCKEFELLER FOUNDATION
EMPLOYEE ID NO 13-1659629
GAIN AND LOSSES ON TAXABLE INVESTMENTS
FOR YEAR 2003

Shares/Par Value	Security Name	Security Description	Date Bought	Date Sold	Proceeds	Cost	Realized Gain/Loss
7,800.00	FIRSTENERGY CORP	COM	88/12/31-03/12/31	8/18/2003	214,213.06	295,181.80	(80,968.84)
8,700.00	FIRSTENERGY CORP	COM	88/12/31-03/12/31	8/19/2003	240,686.40	324,128.67	(83,442.27)
6,700.00	FIRSTENERGY CORP	COM	88/12/31-03/12/31	8/20/2003	193,137.21	248,228.15	(55,090.94)
4,900.00	FIRSTENERGY CORP	COM	88/12/31-03/12/31	8/21/2003	141,939.49	180,316.47	(38,376.98)
4,200.00	FIRSTENERGY CORP	COM	88/12/31-03/12/31	8/22/2003	118,785.81	153,875.96	(35,110.15)
3,900.00	FIRSTENERGY CORP	COM	88/12/31-03/12/31	8/25/2003	110,513.41	141,939.01	(31,425.60)
3,400.00	FIRSTENERGY CORP	COM	88/12/31-03/12/31	8/26/2003	98,140.14	120,793.84	(22,653.70)
3,300.00	FIRSTENERGY CORP	COM	88/12/31-03/12/31	8/27/2003	95,867.77	113,559.31	(17,691.54)
450.00	GANNETT INC	COM	88/12/31-03/12/31	2/14/2003	31,930.72	33,695.32	(1,764.60)
950.00	GANNETT INC	COM	88/12/31-03/12/31	2/18/2003	88,609.50	71,134.58	(2,525.08)
200.00	GANNETT INC	COM	88/12/31-03/12/31	2/19/2003	14,494.74	14,740.36	(245.62)
300.00	GANNETT INC	COM	88/12/31-03/12/31	2/26/2003	21,595.71	22,110.54	(514.83)
1,450.00	GANNETT INC	COM	88/12/31-03/12/31	3/5/2003	100,959.59	104,402.21	(3,442.62)
950.00	GANNETT INC	COM	88/12/31-03/12/31	3/13/2003	65,318.51	66,515.43	(1,196.92)
950.00	GANNETT INC	COM	88/12/31-03/12/31	3/14/2003	68,906.86	59,900.87	7,005.99
950.00	GANNETT INC	COM	88/12/31-03/12/31	3/17/2003	89,182.99	59,122.49	10,060.50
950.00	GANNETT INC	COM	88/12/31-03/12/31	3/19/2003	88,533.88	56,972.23	11,561.65
3,700.00	GANNETT INC	COM	88/12/31-03/12/31	12/17/2003	323,044.08	321,561.82	1,482.46
1,800.00	GENERAL DYNAMICS CORP	COM	88/12/31-03/12/31	1/2/2003	144,785.74	102,406.10	42,389.64
1,050.00	GENERAL DYNAMICS CORP	COM	88/12/31-03/12/31	1/24/2003	68,460.66	59,139.15	9,321.51
3,150.00	GENERAL DYNAMICS CORP	COM	88/12/31-03/12/31	1/27/2003	206,222.71	177,417.45	28,805.26
2,950.00	GENERAL DYNAMICS CORP	COM	88/12/31-03/12/31	1/28/2003	194,546.93	168,152.85	28,394.08
2,450.00	GENERAL DYNAMICS CORP	COM	88/12/31-03/12/31	1/29/2003	163,429.67	137,991.35	25,438.32
2,450.00	GENERAL DYNAMICS CORP	COM	88/12/31-03/12/31	1/30/2003	161,775.48	137,991.35	23,784.13
2,550.00	GENERAL DYNAMICS CORP	COM	88/12/31-03/12/31	1/31/2003	169,031.61	143,483.05	25,548.56
3,000.00	GENERAL ELEC CO	COM	88/12/31-03/12/31	6/19/2003	90,042.27	86,767.40	3,274.87
4,000.00	GENERAL ELEC CO	COM	88/12/31-03/12/31	6/20/2003	120,234.78	108,066.40	12,168.38
900.00	GENERAL ELEC CO	COM	88/12/31-03/12/31	6/27/2003	28,098.77	24,314.94	1,783.83
3,000.00	GENERAL ELEC CO	COM	88/12/31-03/12/31	9/12/2003	93,850.00	84,219.00	9,631.00
1,600.00	GENERAL ELEC CO	COM	88/12/31-03/12/31	10/15/2003	46,470.14	43,543.48	2,926.66
2,150.00	GENERAL ELEC CO	COM	88/12/31-03/12/31	10/16/2003	62,151.86	57,854.14	4,297.72
500.00	GENERAL ELEC CO	COM	88/12/31-03/12/31	10/17/2003	14,476.72	13,028.80	1,447.92
3,700.00	GENERAL ELEC CO	COM	88/12/31-03/12/31	10/20/2003	105,773.97	96,413.12	9,360.85
2,750.00	GENERAL ELEC CO	COM	88/12/31-03/12/31	10/21/2003	79,383.55	71,539.29	7,844.26
1,600.00	GENERAL ELEC CO	COM	88/12/31-03/12/31	10/22/2003	45,838.49	41,597.90	4,240.59
450.00	GENERAL ELEC CO	COM	88/12/31-03/12/31	10/23/2003	12,847.16	11,895.86	1,151.30
850.00	GENERAL ELEC CO	COM	88/12/31-03/12/31	10/27/2003	27,026.23	24,691.28	2,334.95
3,200.00	GENERAL ELEC CO	COM	88/12/31-03/12/31	10/28/2003	90,805.02	83,093.17	7,711.85
2,400.00	GENERAL ELEC CO	COM	88/12/31-03/12/31	10/29/2003	88,963.41	62,265.36	6,698.05
1,900.00	GENERAL ELEC CO	COM	88/12/31-03/12/31	11/13/2003	54,278.74	49,280.72	5,018.02
12,700.00	GENERAL ELEC CO	COM	88/12/31-03/12/31	11/18/2003	363,930.66	327,976.68	35,953.98
18,900.00	GENERAL ELEC CO	COM	88/12/31-03/12/31	11/19/2003	554,902.58	488,349.20	68,553.38
15,700.00	GENERAL ELEC CO	COM	88/12/31-03/12/31	11/20/2003	457,164.16	399,728.37	57,435.79
10,800.00	GENERAL ELEC CO	COM	88/12/31-03/12/31	11/21/2003	303,794.49	262,903.22	40,891.27
9,850.00	GENERAL ELEC CO	COM	88/12/31-03/12/31	11/24/2003	277,832.93	231,418.66	46,214.27
5,400.00	GENERAL ELEC CO	COM	88/12/31-03/12/31	11/25/2003	155,608.12	123,947.54	31,660.58
2,800.00	GENERAL ELEC CO	COM	88/12/31-03/12/31	11/26/2003	80,429.87	63,204.37	17,225.50
3,970.00	GENERAL ELEC CO	COM	88/12/31-03/12/31	11/28/2003	113,981.30	89,227.21	24,754.09
100.00	GOLDMAN SACHS GROUP INC	COM	88/12/31-03/12/31	3/3/2003	7,000.08	7,911.21	(911.13)
950.00	GOLDMAN SACHS GROUP INC	COM	88/12/31-03/12/31	3/17/2003	64,258.63	75,156.50	(10,897.87)
950.00	GOLDMAN SACHS GROUP INC	COM	88/12/31-03/12/31	3/19/2003	66,165.41	75,156.49	(8,991.08)
950.00	GOLDMAN SACHS GROUP INC	COM	88/12/31-03/12/31	4/16/2003	72,212.57	75,040.00	(2,827.43)
950.00	GOLDMAN SACHS GROUP INC	COM	88/12/31-03/12/31	4/22/2003	72,421.47	74,951.11	(2,529.64)
950.00	GOLDMAN SACHS GROUP INC	COM	88/12/31-03/12/31	4/23/2003	74,332.12	74,951.10	(618.98)
1,000.00	GOLDMAN SACHS GROUP INC	COM	88/12/31-03/12/31	4/30/2003	76,341.92	78,744.96	(2,403.04)
1,350.00	GOLDMAN SACHS GROUP INC	COM	88/12/31-03/12/31	8/18/2003	118,892.44	108,121.85	12,770.59
1,000.00	GOLDMAN SACHS GROUP INC	COM	88/12/31-03/12/31	9/4/2003	90,923.04	78,307.68	12,615.36
3,100.00	GOLDMAN SACHS GROUP INC	COM	88/12/31-03/12/31	12/17/2003	303,300.96	292,093.95	11,207.01
2,400.00	GUIDANT CORP	COM	88/12/31-03/12/31	1/22/2003	74,859.50	88,807.68	(13,948.18)
900.00	GUIDANT CORP	COM	88/12/31-03/12/31	1/3/2003	26,974.43	33,041.67	(6,067.24)
2,400.00	GUIDANT CORP	COM	88/12/31-03/12/31	1/6/2003	71,373.36	73,293.18	(1,919.82)
2,900.00	GUIDANT CORP	COM	88/12/31-03/12/31	1/8/2003	85,700.82	86,930.54	(1,229.72)
2,900.00	GUIDANT CORP	COM	88/12/31-03/12/31	1/9/2003	86,454.80	86,221.48	233.32
4,800.00	GUIDANT CORP	COM	88/12/31-03/12/31	1/10/2003	152,389.16	140,336.11	12,053.05
2,800.00	GUIDANT CORP	COM	88/12/31-03/12/31	1/13/2003	91,113.73	81,233.88	9,879.85
2,800.00	GUIDANT CORP	COM	88/12/31-03/12/31	1/14/2003	90,592.67	78,296.96	12,295.71
1,900.00	GUIDANT CORP	COM	88/12/31-03/12/31	1/15/2003	61,079.35	54,188.44	6,890.91
1,900.00	GUIDANT CORP	COM	88/12/31-03/12/31	1/16/2003	61,292.72	53,130.08	8,162.64
3,200.00	GUIDANT CORP	COM	88/12/31-03/12/31	1/17/2003	103,840.38	89,319.89	14,520.49
400.00	HCA INC	COM	88/12/31-03/12/31	7/21/2003	13,192.38	17,766.80	(4,574.42)
3,900.00	HCA INC	COM	88/12/31-03/12/31	7/22/2003	126,245.27	168,702.38	(42,457.11)
3,900.00	HCA INC	COM	88/12/31-03/12/31	7/23/2003	125,689.66	165,220.47	(39,530.81)
3,500.00	HCA INC	COM	88/12/31-03/12/31	7/24/2003	112,845.56	148,427.76	(35,582.20)
1,900.00	HCA INC	COM	88/12/31-03/12/31	7/25/2003	62,102.58	78,305.25	(16,202.67)
1,900.00	HCA INC	COM	88/12/31-03/12/31	7/28/2003	65,135.79	77,339.50	(12,203.71)
4,100.00	HCA INC	COM	88/12/31-03/12/31	7/29/2003	147,392.19	165,860.10	(18,467.91)
4,800.00	HCA INC	COM	88/12/31-03/12/31	7/30/2003	165,797.39	184,356.25	(18,558.86)
3,500.00	HCA INC	COM	88/12/31-03/12/31	7/31/2003	123,755.95	138,905.38	(15,149.43)
2,500.00	HCA INC	COM	88/12/31-03/12/31	8/1/2003	87,829.38	97,366.54	(9,537.16)
1,000.00	HCA INC	COM	88/12/31-03/12/31	8/4/2003	35,024.65	38,942.30	(3,917.65)
2,000.00	HCA INC	COM	88/12/31-03/12/31	8/28/2003	74,950.88	77,879.04	(2,928.16)
1,500.00	HCA INC	COM	88/12/31-03/12/31	8/29/2003	56,767.09	58,389.60	(1,622.51)
1,700.00	HCA INC	COM	88/12/31-03/12/31	9/10/2003	62,526.30	66,174.88	(3,648.58)
3,100.00	HCA INC	COM	88/12/31-03/12/31	9/11/2003	113,317.97	120,537.97	(7,220.00)
3,000.00	HCA INC	COM	88/12/31-03/12/31	9/12/2003	108,949.19	116,286.60	(7,337.41)

THE ROCKEFELLER FOUNDATION
EMPLOYEE ID NO 13-1658629
GAIN AND LOSSES ON TAXABLE INVESTMENTS
FOR YEAR 2003

Shares/Par Value	Security Name	Security Description	Date Bought	Date Sold	Proceeds	Cost	Realized Gain/Loss
2,500.00	HCA INC	COM	86/12/31-03/12/31	9/15/2003	89,996.53	96,794.51	(6,797.98)
200.00	HCA INC	COM	86/12/31-03/12/31	9/17/2003	7,196.28	7,743.38	(547.12)
800.00	HCA INC	COM	86/12/31-03/12/31	9/18/2003	32,160.98	34,845.21	(2,684.23)
3,850.00	HCA INC	COM	86/12/31-03/12/31	9/19/2003	129,314.89	140,772.32	(11,457.43)
3,550.00	HCA INC	COM	86/12/31-03/12/31	9/22/2003	125,719.48	136,341.50	(10,622.02)
3,500.00	HCA INC	COM	86/12/31-03/12/31	9/23/2003	124,570.38	133,956.88	(9,386.52)
3,900.00	HCA INC	COM	86/12/31-03/12/31	9/24/2003	139,304.20	147,351.93	(8,047.73)
2,700.00	HCA INC	COM	86/12/31-03/12/31	9/25/2003	97,016.17	100,688.28	(3,672.11)
4,200.00	HCA INC	COM	86/12/31-03/12/31	9/26/2003	146,340.04	138,313.66	8,026.38
3,700.00	HCA INC	COM	86/12/31-03/12/31	9/29/2003	130,582.04	114,924.61	15,657.43
2,700.00	HCA INC	COM	86/12/31-03/12/31	9/30/2003	98,473.56	80,231.61	18,241.95
1,900.00	HEWLETT PACKARD CO	COM	86/12/31-03/12/31	1/7/2003	37,958.57	28,097.05	9,861.52
2,900.00	HEWLETT PACKARD CO	COM	86/12/31-03/12/31	1/8/2003	57,584.42	42,813.92	14,750.50
2,898.00	HEWLETT PACKARD CO	COM	86/12/31-03/12/31	1/9/2003	58,631.44	42,852.47	15,778.97
2,900.00	HEWLETT PACKARD CO	COM	86/12/31-03/12/31	1/10/2003	59,560.43	42,881.91	16,678.52
4,400.00	HEWLETT PACKARD CO	COM	86/12/31-03/12/31	1/13/2003	90,468.31	64,688.36	25,799.95
2,800.00	HEWLETT PACKARD CO	COM	86/12/31-03/12/31	1/14/2003	57,221.31	41,044.36	16,176.95
2,800.00	HEWLETT PACKARD CO	COM	86/12/31-03/12/31	1/15/2003	56,679.81	41,051.65	15,628.16
2,800.00	HEWLETT PACKARD CO	COM	86/12/31-03/12/31	1/16/2003	56,214.74	41,044.38	15,170.38
3,850.00	HEWLETT PACKARD CO	COM	86/12/31-03/12/31	5/1/2003	83,379.97	63,004.09	20,375.88
3,450.00	HEWLETT PACKARD CO	COM	86/12/31-03/12/31	5/2/2003	57,382.88	56,458.22	904.66
2,900.00	HEWLETT PACKARD CO	COM	86/12/31-03/12/31	5/21/2003	52,545.24	43,694.42	8,850.82
3,000.00	HEWLETT PACKARD CO	COM	86/12/31-03/12/31	7/1/2003	83,010.54	42,303.60	20,706.94
3,900.00	HEWLETT PACKARD CO	COM	86/12/31-03/12/31	7/2/2003	83,337.14	54,401.63	28,935.51
2,100.00	HEWLETT PACKARD CO	COM	86/12/31-03/12/31	7/3/2003	44,778.30	29,210.79	15,567.51
3,300.00	HEWLETT PACKARD CO	COM	86/12/31-03/12/31	7/7/2003	72,359.67	45,902.67	26,457.00
2,900.00	HEWLETT PACKARD CO	COM	86/12/31-03/12/31	7/8/2003	64,120.63	40,338.71	23,781.92
1,900.00	HEWLETT PACKARD CO	COM	86/12/31-03/12/31	7/9/2003	42,984.53	26,428.81	16,555.72
2,850.00	HEWLETT PACKARD CO	COM	86/12/31-03/12/31	7/14/2003	66,584.27	39,643.21	26,941.06
1,750.00	HEWLETT PACKARD CO	COM	86/12/31-03/12/31	7/18/2003	38,779.23	24,342.33	14,436.90
2,200.00	HEWLETT PACKARD CO	COM	86/12/31-03/12/31	7/22/2003	48,173.56	30,496.13	17,677.43
400.00	HEWLETT PACKARD CO	COM	86/12/31-03/12/31	7/23/2003	8,779.58	5,529.76	3,249.82
3,000.00	HEWLETT PACKARD CO	COM	86/12/31-03/12/31	10/1/2003	58,716.84	41,385.15	17,331.69
2,900.00	HEWLETT PACKARD CO	COM	86/12/31-03/12/31	10/2/2003	56,718.15	39,784.41	16,933.74
6,500.00	HEWLETT PACKARD CO	COM	86/12/31-03/12/31	12/17/2003	142,887.81	143,596.05	(708.24)
1,050.00	JOHNSON CTLS INC	COM	86/12/31-03/12/31	11/5/2003	114,879.22	104,543.97	10,335.25
1,000.00	JOHNSON CTLS INC	COM	86/12/31-03/12/31	11/6/2003	108,844.20	98,783.99	10,060.21
850.00	JOHNSON CTLS INC	COM	86/12/31-03/12/31	11/7/2003	92,017.80	83,435.32	8,582.48
500.00	JOHNSON CTLS INC	COM	86/12/31-03/12/31	11/10/2003	53,519.99	46,695.81	6,824.18
850.00	JOHNSON CTLS INC	COM	86/12/31-03/12/31	11/11/2003	89,920.00	73,116.75	16,803.25
1,000.00	JOHNSON CTLS INC	COM	86/12/31-03/12/31	11/12/2003	107,248.37	85,603.35	21,645.02
1,000.00	JOHNSON CTLS INC	COM	86/12/31-03/12/31	11/13/2003	107,991.74	85,367.41	22,624.33
1,000.00	JOHNSON CTLS INC	COM	86/12/31-03/12/31	11/19/2003	104,919.58	85,228.19	19,691.39
1,000.00	JOHNSON CTLS INC	COM	86/12/31-03/12/31	11/25/2003	109,651.38	84,321.65	25,329.71
500.00	JOHNSON CTLS INC	COM	86/12/31-03/12/31	11/26/2003	54,505.44	41,534.13	12,971.31
800.00	JOHNSON CTLS INC	COM	86/12/31-03/12/31	12/1/2003	88,087.23	65,992.93	22,104.30
200.00	JOHNSON CTLS INC	COM	86/12/31-03/12/31	12/17/2003	22,025.56	16,486.84	5,538.72
200.00	JOHNSON CTLS INC	COM	86/12/31-03/12/31	12/23/2003	22,752.07	16,486.84	6,265.23
450.00	JOHNSON CTLS INC	COM	86/12/31-03/12/31	12/26/2003	51,207.83	37,095.39	14,112.44
450.00	JOHNSON CTLS INC	COM	86/12/31-03/12/31	12/29/2003	51,778.31	36,269.25	15,499.06
450.00	JOHNSON CTLS INC	COM	86/12/31-03/12/31	12/30/2003	51,802.88	35,971.28	15,831.60
2,200.00	KIMBERLY CLARK CORP	COM	86/12/31-03/12/31	1/2/2003	104,305.45	120,808.17	(16,502.72)
1,900.00	KIMBERLY CLARK CORP	COM	86/12/31-03/12/31	1/3/2003	89,370.45	104,036.97	(14,666.52)
2,200.00	KIMBERLY CLARK CORP	COM	86/12/31-03/12/31	1/6/2003	103,802.20	120,463.86	(16,661.66)
1,900.00	KIMBERLY CLARK CORP	COM	86/12/31-03/12/31	1/7/2003	89,724.22	103,787.60	(14,043.38)
500.00	KIMBERLY CLARK CORP	COM	86/12/31-03/12/31	1/8/2003	23,478.79	27,024.52	(3,545.73)
3,900.00	KIMBERLY CLARK CORP	COM	86/12/31-03/12/31	2/3/2003	181,382.36	205,247.77	(23,865.41)
1,900.00	KIMBERLY CLARK CORP	COM	86/12/31-03/12/31	2/4/2003	87,761.39	98,020.81	(10,259.42)
1,900.00	KIMBERLY CLARK CORP	COM	86/12/31-03/12/31	2/5/2003	87,450.84	97,744.77	(10,293.93)
1,400.00	KIMBERLY CLARK CORP	COM	86/12/31-03/12/31	2/6/2003	63,385.33	71,843.49	(8,458.16)
1,150.00	KIMBERLY CLARK CORP	COM	86/12/31-03/12/31	2/7/2003	51,744.42	58,979.01	(7,234.59)
1,700.00	KIMBERLY CLARK CORP	COM	86/12/31-03/12/31	2/10/2003	76,579.97	85,903.17	(9,323.20)
3,550.00	KIMBERLY CLARK CORP	COM	86/12/31-03/12/31	2/11/2003	159,427.82	179,218.56	(19,790.74)
3,150.00	L 3 COMMUNICATIONS HLDG CORP	COM	86/12/31-03/12/31	3/3/2003	127,088.58	121,455.40	5,633.18
2,800.00	L 3 COMMUNICATIONS HLDG CORP	COM	86/12/31-03/12/31	4/1/2003	112,405.77	102,824.68	9,581.09
1,850.00	L 3 COMMUNICATIONS HLDG CORP	COM	86/12/31-03/12/31	4/2/2003	73,198.84	67,591.80	5,607.04
2,100.00	L 3 COMMUNICATIONS HLDG CORP	COM	86/12/31-03/12/31	4/3/2003	81,999.47	76,455.39	5,544.08
1,850.00	L 3 COMMUNICATIONS HLDG CORP	COM	86/12/31-03/12/31	4/4/2003	71,468.81	67,318.91	4,149.90
1,850.00	L 3 COMMUNICATIONS HLDG CORP	COM	86/12/31-03/12/31	4/7/2003	71,592.01	67,200.44	4,391.57
1,850.00	L 3 COMMUNICATIONS HLDG CORP	COM	86/12/31-03/12/31	4/8/2003	61,998.48	59,612.88	2,385.60
2,300.00	L 3 COMMUNICATIONS HLDG CORP	COM	86/12/31-03/12/31	4/9/2003	86,595.54	82,785.05	3,810.49
1,850.00	L 3 COMMUNICATIONS HLDG CORP	COM	86/12/31-03/12/31	4/10/2003	67,415.47	66,557.91	857.56
1,800.00	L 3 COMMUNICATIONS HLDG CORP	COM	86/12/31-03/12/31	4/11/2003	65,202.48	64,107.54	1,094.94
2,100.00	L 3 COMMUNICATIONS HLDG CORP	COM	86/12/31-03/12/31	4/14/2003	75,893.17	74,792.13	1,101.04
1,000.00	LAUDER ESTEE COS INC	CL A	86/12/31-03/12/31	2/14/2003	28,976.72	27,873.50	1,103.22
1,500.00	LAUDER ESTEE COS INC	CL A	86/12/31-03/12/31	2/18/2003	43,543.23	41,810.25	1,732.98
1,800.00	LAUDER ESTEE COS INC	CL A	86/12/31-03/12/31	2/27/2003	51,587.34	50,157.25	1,430.09
200.00	LAUDER ESTEE COS INC	CL A	86/12/31-03/12/31	2/28/2003	5,899.18	5,572.98	326.20
1,950.00	LAUDER ESTEE COS INC	CL A	86/12/31-03/12/31	3/3/2003	56,274.52	54,312.92	1,961.60
2,700.00	LAUDER ESTEE COS INC	CL A	86/12/31-03/12/31	3/5/2003	75,653.88	75,148.32	505.56
1,200.00	LAUDER ESTEE COS INC	CL A	86/12/31-03/12/31	3/6/2003	33,588.42	33,380.52	207.90
800.00	LAUDER ESTEE COS INC	CL A	86/12/31-03/12/31	3/10/2003	16,642.89	16,623.48	19.41
300.00	LAUDER ESTEE COS INC	CL A	86/12/31-03/12/31	3/11/2003	8,236.52	8,278.35	(41.83)
1,900.00	LAUDER ESTEE COS INC	CL A	86/12/31-03/12/31	3/13/2003	53,031.96	52,360.05	671.91
1,450.00	LAUDER ESTEE COS INC	CL A	86/12/31-03/12/31	3/17/2003	41,981.16	39,911.25	2,069.91

THE ROCKEFELLER FOUNDATION
EMPLOYEE ID NO 13-1659629
GAIN AND LOSSES ON TAXABLE INVESTMENTS
FOR YEAR 2003

Shares/Par Value	Security Name	Security Description	Date Bought	Date Sold	Proceeds	Cost	Realized Gain/Loss
1,000.00	LAUDER ESTEE COS INC	CL A	86/12/31-03/12/31	3/27/2003	30,405.63	27,426.60	2,979.03
1,000.00	LAUDER ESTEE COS INC	CL A	86/12/31-03/12/31	3/28/2003	30,335.13	27,393.80	2,941.33
950.00	LAUDER ESTEE COS INC	CL A	86/12/31-03/12/31	3/31/2003	28,736.11	26,024.11	2,712.00
900.00	LAUDER ESTEE COS INC	CL A	86/12/31-03/12/31	4/2/2003	28,953.82	24,806.41	2,347.41
500.00	LAUDER ESTEE COS INC	CL A	86/12/31-03/12/31	4/15/2003	14,990.79	13,616.95	1,373.84
1,000.00	LAUDER ESTEE COS INC	CL A	86/12/31-03/12/31	4/16/2003	30,050.49	27,233.90	2,816.59
500.00	LAUDER ESTEE COS INC	CL A	86/12/31-03/12/31	4/22/2003	15,111.64	13,616.95	1,494.69
950.00	LAUDER ESTEE COS INC	CL A	86/12/31-03/12/31	6/11/2003	32,058.71	29,323.21	2,735.50
700.00	LAUDER ESTEE COS INC	CL A	86/12/31-03/12/31	6/16/2003	24,557.86	18,922.35	5,635.51
1,000.00	LAUDER ESTEE COS INC	CL A	86/12/31-03/12/31	6/18/2003	35,696.22	26,938.28	8,757.94
1,000.00	LAUDER ESTEE COS INC	CL A	86/12/31-03/12/31	6/20/2003	34,417.38	26,897.37	7,520.01
1,300.00	LAUDER ESTEE COS INC	CL A	86/12/31-03/12/31	6/25/2003	44,228.99	34,905.37	9,323.62
700.00	LAUDER ESTEE COS INC	CL A	86/12/31-03/12/31	6/26/2003	23,815.33	18,776.80	5,038.53
900.00	LAUDER ESTEE COS INC	CL A	86/12/31-03/12/31	7/30/2003	33,843.00	24,141.60	9,701.40
1,400.00	LAUDER ESTEE COS INC	CL A	86/12/31-03/12/31	8/5/2003	50,592.23	37,365.69	13,226.54
1,000.00	LAUDER ESTEE COS INC	CL A	86/12/31-03/12/31	8/6/2003	36,035.01	26,626.20	9,408.81
1,000.00	LAUDER ESTEE COS INC	CL A	86/12/31-03/12/31	8/7/2003	36,409.19	26,626.20	9,782.99
1,000.00	LAUDER ESTEE COS INC	CL A	86/12/31-03/12/31	8/11/2003	37,717.43	26,817.93	11,099.50
1,000.00	LAUDER ESTEE COS INC	CL A	86/12/31-03/12/31	8/13/2003	37,438.54	26,588.35	10,850.19
2,900.00	LAUDER ESTEE COS INC	CL A	86/12/31-03/12/31	8/14/2003	102,759.00	76,811.69	26,147.31
1,300.00	LAUDER ESTEE COS INC	CL A	86/12/31-03/12/31	8/15/2003	46,017.45	34,021.45	11,996.00
300.00	LAUDER ESTEE COS INC	CL A	86/12/31-03/12/31	8/18/2003	10,588.87	7,834.41	2,754.46
1,100.00	LAUDER ESTEE COS INC	CL A	86/12/31-03/12/31	8/19/2003	37,542.23	28,726.17	8,816.06
1,300.00	LAUDER ESTEE COS INC	CL A	86/12/31-03/12/31	8/20/2003	43,609.18	33,837.08	9,772.10
750.00	LAUDER ESTEE COS INC	CL A	86/12/31-03/12/31	8/21/2003	24,783.48	19,508.00	5,277.48
31,300.00	LIBERTY MEDIA CORP NEW	COM SER A	86/12/31-03/12/31	3/28/2003	307,123.49	512,594.06	(205,470.57)
33,500.00	LIBERTY MEDIA CORP NEW	COM SER A	86/12/31-03/12/31	3/31/2003	323,002.19	529,513.02	(206,510.83)
400.00	LIBERTY MEDIA CORP NEW	COM SER A	86/12/31-03/12/31	4/3/2003	4,016.45	6,272.16	(2,255.71)
3,700.00	LIBERTY MEDIA CORP NEW	COM SER A	86/12/31-03/12/31	6/13/2003	43,869.95	58,017.48	(14,147.53)
3,450.00	LIBERTY MEDIA CORP	COM SER A	86/12/31-03/12/31	9/2/2003	41,485.34	53,920.97	(12,435.63)
7,400.00	LIBERTY MEDIA CORP	COM SER A	86/12/31-03/12/31	9/2/2003	89,126.60	114,442.96	(25,316.36)
7,450.00	LIBERTY MEDIA CORP	COM SER A	86/12/31-03/12/31	9/4/2003	89,193.92	111,882.31	(22,688.39)
6,400.00	LIBERTY MEDIA CORP	COM SER A	86/12/31-03/12/31	9/5/2003	76,085.39	95,571.28	(19,485.89)
6,500.00	LIBERTY MEDIA CORP	COM SER A	86/12/31-03/12/31	9/8/2003	77,625.21	97,009.90	(19,384.69)
5,000.00	LIBERTY MEDIA CORP	COM SER A	86/12/31-03/12/31	9/9/2003	59,759.24	74,623.00	(15,863.76)
2,900.00	LIBERTY MEDIA CORP	COM SER A	86/12/31-03/12/31	9/12/2003	31,308.67	43,281.34	(11,972.67)
3,300.00	LIBERTY MEDIA CORP	COM SER A	86/12/31-03/12/31	9/15/2003	34,915.33	49,227.62	(14,312.29)
4,150.00	LIBERTY MEDIA CORP	COM SER A	86/12/31-03/12/31	9/16/2003	44,392.12	61,692.65	(17,300.53)
5,000.00	LIBERTY MEDIA CORP	COM SER A	86/12/31-03/12/31	9/17/2003	53,422.49	73,345.49	(19,923.00)
4,200.00	LIBERTY MEDIA CORP	COM SER A	86/12/31-03/12/31	9/18/2003	45,220.96	61,062.26	(15,841.30)
4,150.00	LIBERTY MEDIA CORP	COM SER A	86/12/31-03/12/31	9/19/2003	44,600.86	60,151.35	(15,550.49)
4,150.00	LIBERTY MEDIA CORP	COM SER A	86/12/31-03/12/31	9/23/2003	43,070.00	60,151.34	(17,081.34)
8,100.00	LIBERTY MEDIA CORP	COM SER A	86/12/31-03/12/31	9/24/2003	82,203.85	114,566.74	(32,362.89)
2,350.00	LIBERTY MEDIA CORP	COM SER A	86/12/31-03/12/31	9/25/2003	23,548.48	32,502.58	(8,954.10)
4,800.00	LIBERTY MEDIA CORP	COM SER A	86/12/31-03/12/31	9/26/2003	47,784.63	65,016.00	(17,231.37)
4,800.00	LIBERTY MEDIA CORP	COM SER A	86/12/31-03/12/31	9/29/2003	48,371.65	65,016.00	(16,644.35)
850.00	LIBERTY MEDIA CORP	COM SER A	86/12/31-03/12/31	9/30/2003	8,502.24	11,513.25	(3,011.01)
4,650.00	LIBERTY MEDIA CORP	COM SER A	86/12/31-03/12/31	10/1/2003	46,801.91	62,245.53	(15,443.62)
4,300.00	LIBERTY MEDIA CORP	COM SER A	86/12/31-03/12/31	10/2/2003	43,652.41	57,407.58	(13,755.17)
4,600.00	LIBERTY MEDIA CORP	COM SER A	86/12/31-03/12/31	10/3/2003	48,509.32	61,412.76	(12,903.44)
4,300.00	LIBERTY MEDIA CORP	COM SER A	86/12/31-03/12/31	10/6/2003	44,885.59	57,407.58	(12,521.99)
4,600.00	LIBERTY MEDIA CORP	COM SER A	86/12/31-03/12/31	10/7/2003	48,259.09	61,412.76	(13,153.67)
3,050.00	LIBERTY MEDIA CORP	COM SER A	86/12/31-03/12/31	10/8/2003	31,794.14	40,719.33	(8,925.19)
26,200.00	LIBERTY MEDIA CORP	COM SER A	86/12/31-03/12/31	12/17/2003	289,341.85	328,936.79	(39,594.94)
5,200.00	LOCKHEED MARTIN CORP	COM	86/12/31-03/12/31	12/17/2003	255,081.85	241,913.28	13,168.57
2,900.00	LOWES COS INC	USD0 50	86/12/31-03/12/31	3/8/2003	108,542.56	101,285.36	7,257.20
1,900.00	LOWES COS INC	USD0 50	86/12/31-03/12/31	3/17/2003	74,924.24	66,302.14	8,622.10
1,900.00	LOWES COS INC	USD0 50	86/12/31-03/12/31	3/18/2003	75,893.59	68,199.80	7,693.79
1,900.00	LOWES COS INC	USD0 50	86/12/31-03/12/31	3/19/2003	76,178.39	66,194.36	9,984.03
900.00	LOWES COS INC	USD0 50	86/12/31-03/12/31	3/25/2003	37,082.84	31,345.56	5,737.28
1,000.00	LOWES COS INC	USD0 50	86/12/31-03/12/31	3/31/2003	40,501.97	34,828.40	5,673.57
1,000.00	LOWES COS INC	USD0 50	86/12/31-03/12/31	4/14/2003	43,853.24	34,819.19	9,034.05
3,350.00	LOWES COS INC	USD0 50	86/12/31-03/12/31	8/1/2003	157,675.10	152,608.89	5,066.21
250.00	LOWES COS INC	USD0 50	86/12/31-03/12/31	8/4/2003	11,678.95	11,009.08	669.87
1,900.00	LOWES COS INC	USD0 50	86/12/31-03/12/31	8/5/2003	87,994.56	82,805.35	5,189.21
1,900.00	LOWES COS INC	USD0 50	86/12/31-03/12/31	8/6/2003	87,321.61	82,111.07	5,210.54
2,200.00	LOWES COS INC	USD0 50	86/12/31-03/12/31	8/7/2003	101,477.50	94,256.36	7,221.14
950.00	LOWES COS INC	USD0 50	86/12/31-03/12/31	8/25/2003	49,952.93	40,701.61	9,251.32
2,600.00	LOWES COS INC	USD0 50	86/12/31-03/12/31	8/27/2003	137,574.63	110,492.32	27,082.31
1,000.00	LOWES COS INC	USD0 50	86/12/31-03/12/31	8/28/2003	53,696.58	42,081.40	11,615.18
1,200.00	LOWES COS INC	USD0 50	86/12/31-03/12/31	8/29/2003	65,424.17	50,391.87	15,032.30
1,000.00	LOWES COS INC	USD0 50	86/12/31-03/12/31	9/2/2003	54,315.85	41,728.70	12,587.15
550.00	LOWES COS INC	USD0 50	86/12/31-03/12/31	9/5/2003	30,243.80	22,948.82	7,294.98
500.00	LOWES COS INC	USD0 50	86/12/31-03/12/31	12/17/2003	26,745.24	28,247.05	(1,501.81)
6,100.00	MBNA CORP	COM	86/12/31-03/12/31	12/17/2003	146,784.50	150,074.87	(3,280.37)
4,400.00	MASCO CORP	COM	86/12/31-03/12/31	12/17/2003	120,601.43	123,484.96	(2,883.53)
3,200.00	MCDONALDS CORP	COM	86/12/31-03/12/31	1/2/2003	52,112.98	87,700.43	(35,587.45)
3,100.00	MCDONALDS CORP	COM	86/12/31-03/12/31	1/3/2003	50,389.60	84,623.74	(34,234.14)
1,900.00	MCDONALDS CORP	COM	86/12/31-03/12/31	1/8/2003	31,840.38	51,775.67	(19,935.29)
2,400.00	MCDONALDS CORP	COM	86/12/31-03/12/31	1/9/2003	40,415.73	65,052.90	(24,637.17)
950.00	MCDONALDS CORP	COM	86/12/31-03/12/31	1/10/2003	15,957.71	25,742.53	(9,784.82)
2,800.00	MCDONALDS CORP	COM	86/12/31-03/12/31	1/13/2003	48,245.06	75,872.72	(27,627.66)
2,850.00	MCDONALDS CORP	COM	86/12/31-03/12/31	1/14/2003	48,377.57	77,062.62	(28,685.05)
2,800.00	MCDONALDS CORP	COM	86/12/31-03/12/31	1/15/2003	46,380.32	75,696.31	(29,315.99)
2,300.00	MCDONALDS CORP	COM	86/12/31-03/12/31	1/16/2003	37,340.29	62,174.06	(24,833.77)

THE ROCKEFELLER FOUNDATION
EMPLOYEE ID NO 13-1659829
GAIN AND LOSSES ON TAXABLE INVESTMENTS
FOR YEAR 2003

Shares/Par Value	Security Name	Security Description	Date Bought	Date Sold	Proceeds	Cost	Realized Gain/Loss
3,900 00	MCDONALDS CORP	COM	86/12/31-03/12/31	1/21/2003	80,163 09	105,238 82	(45,075 73)
3,900 00	MCDONALDS CORP	COM	86/12/31-03/12/31	1/22/2003	59,888 93	104,845 22	(44,956 29)
3,900 00	MCDONALDS CORP	COM	86/12/31-03/12/31	1/23/2003	58,557 51	103,733 37	(45,175 86)
3,350 00	MCDONALDS CORP	COM	86/12/31-03/12/31	1/24/2003	50,393 54	89,028 95	(38,635 41)
3,600 00	MCDONALDS CORP	COM	86/12/31-03/12/31	1/28/2003	52,548 69	95,390 10	(42,841 41)
1,000 00	MCDONALDS CORP	COM	86/12/31-03/12/31	1/29/2003	14,328 06	26,458 68	(12,130 62)
2,000 00	MCDONALDS CORP	COM	86/12/31-03/12/31	1/30/2003	29,001 12	52,851 75	(23,850 63)
4,700 00	MCDONALDS CORP	COM	86/12/31-03/12/31	1/31/2003	68,308 54	123,995 40	(57,686 86)
4,900 00	MCDONALDS CORP	COM	86/12/31-03/12/31	2/3/2003	70,800 01	129,271 80	(58,471 79)
4,800 00	MCDONALDS CORP	COM	86/12/31-03/12/31	2/4/2003	68,185 30	126,396 54	(58,211 24)
3,800 00	MCDONALDS CORP	COM	86/12/31-03/12/31	2/5/2003	54,268 06	99,355 70	(45,087 64)
3 100 00	MCDONALDS CORP	COM	86/12/31-03/12/31	2/6/2003	43,268 49	80,643 88	(37,375 37)
1 400 00	MCDONALDS CORP	COM	86/12/31-03/12/31	2/7/2003	19,372 05	36,372 88	(17,000 83)
1,900 00	MCDONALDS CORP	COM	86/12/31-03/12/31	2/10/2003	25,847 96	49,154 39	(23,306 43)
3,500 00	MCDONALDS CORP	COM	86/12/31-03/12/31	2/11/2003	48,889 67	87,012 50	(38,122 83)
7,550 00	MCDONALDS CORP	COM	86/12/31-03/12/31	2/12/2003	104,321 24	160,905 32	(56,584 08)
2,000 00	MCKESSON CORP	COM	86/12/31-03/12/31	10/1/2003	67,643 23	72,021 58	(4,378 33)
1,900 00	MCKESSON CORP	COM	86/12/31-03/12/31	10/2/2003	64,769 67	68,418 36	(3,648 69)
1,900 00	MCKESSON CORP	COM	86/12/31-03/12/31	10/3/2003	65,042 31	68,379 08	(3,336 77)
1,900 00	MCKESSON CORP	COM	86/12/31-03/12/31	10/6/2003	63,781 15	68,349 61	(4,568 46)
1,900 00	MCKESSON CORP	COM	86/12/31-03/12/31	10/7/2003	62,623 72	68,344 63	(5,720 91)
1,000 00	MCKESSON CORP	COM	86/12/31-03/12/31	10/8/2003	32,981 45	35,966 00	(2,984 55)
1,900 00	MCKESSON CORP	COM	86/12/31-03/12/31	10/9/2003	62,782 93	68,115 40	(5,332 47)
1,900 00	MCKESSON CORP	COM	86/12/31-03/12/31	10/10/2003	62,861 72	67,030 47	(4,168 75)
1,900 00	MCKESSON CORP	COM	86/12/31-03/12/31	10/13/2003	63,378 46	66,429 94	(3,051 48)
2,000 00	MCKESSON CORP	COM	86/12/31-03/12/31	10/14/2003	66,277 29	69,640 44	(3,363 15)
2,000 00	MCKESSON CORP	COM	86/12/31-03/12/31	10/15/2003	67,305 24	69,292 35	(1,987 11)
2,000 00	MCKESSON CORP	COM	86/12/31-03/12/31	10/16/2003	67,875 62	68,792 40	(916 78)
1,900 00	MCKESSON CORP	COM	86/12/31-03/12/31	10/17/2003	64,249 09	64,950 18	(701 09)
1,900 00	MCKESSON CORP	COM	86/12/31-03/12/31	10/20/2003	63,173 93	64,561 62	(1,387 69)
1,900 00	MCKESSON CORP	COM	86/12/31-03/12/31	10/21/2003	63,618 70	62,384 98	1,233 72
600 00	MCKESSON CORP	COM	86/12/31-03/12/31	10/22/2003	19,795 71	19,643 05	152 66
1,550 00	MCKESSON CORP	COM	86/12/31-03/12/31	10/23/2003	51,099 71	50,638 50	461 21
1,900 00	METLIFE INC	COM	86/12/31-03/12/31	1/6/2003	53,482 05	38,056 61	15,425 24
1,700 00	METLIFE INC	COM	86/12/31-03/12/31	1/10/2003	49,272 67	34,050 83	15,221 84
350 00	METLIFE INC	COM	86/12/31-03/12/31	1/15/2003	10,133 45	7,010 47	3,122 98
1,100 00	METLIFE INC	COM	86/12/31-03/12/31	1/16/2003	31,920 59	22,032 89	9,887 70
1,950 00	METLIFE INC	COM	86/12/31-03/12/31	1/22/2003	54,656 46	39,058 30	15,598 16
1 300 00	METLIFE INC	COM	86/12/31-03/12/31	2/25/2003	33,496 22	26,038 87	7,457 35
3,000 00	METLIFE INC	COM	86/12/31-03/12/31	3/20/2003	81,075 85	60,089 70	20,986 15
1,900 00	METLIFE INC	COM	86/12/31-03/12/31	3/21/2003	51,906 62	38,056 81	13,849 81
2 500 00	METLIFE INC	COM	86/12/31-03/12/31	10/20/2003	76,165 43	72,289 56	3,875 87
2,400 00	METLIFE INC	COM	86/12/31-03/12/31	10/21/2003	73,279 60	68,543 04	4,736 56
2,500 00	METLIFE INC	COM	86/12/31-03/12/31	10/22/2003	75,837 19	50,074 75	25,762 44
2,500 00	METLIFE INC	COM	86/12/31-03/12/31	10/23/2003	75,959 43	50,074 75	25,884 68
2,899 00	METLIFE INC	COM	86/12/31-03/12/31	10/24/2003	87,893 99	58,066 68	29,827 30
2,400 00	METLIFE INC	COM	86/12/31-03/12/31	10/27/2003	72,740 59	48,071 76	24,668 83
9,500 00	METLIFE INC	COM	86/12/31-03/12/31	12/17/2003	310,726 64	227,382 98	83,343 66
3,200 00	MICROSOFT CORP	COM	86/12/31-03/12/31	1/13/2003	85,137 77	87,653 18	(2,515 41)
5,000 00	MICROSOFT CORP	COM	86/12/31-03/12/31	1/14/2003	130,764 37	131,055 81	(291 44)
5,100 00	MICROSOFT CORP	COM	86/12/31-03/12/31	1/15/2003	133,174 14	131,550 06	1,624 08
4,550 00	MICROSOFT CORP	COM	86/12/31-03/12/31	1/16/2003	118,868 44	116,991 83	1,876 61
4,800 00	MICROSOFT CORP	COM	86/12/31-03/12/31	1/17/2003	126,039 68	123,405 12	2,634 56
4,850 00	MICROSOFT CORP	COM	86/12/31-03/12/31	1/110/2003	126,274 98	124,523 39	1,751 59
850 00	MICROSOFT CORP	COM	86/12/31-03/12/31	1/11/2003	22,108 65	21,817 46	291 19
2,900 00	MICROSOFT CORP	COM	86/12/31-03/12/31	1/12/2003	75,369 78	74,430 92	938 86
1,700 00	MICROSOFT CORP	COM	86/12/31-03/12/31	1/14/2003	43,899 42	43,627 95	271 47
2,900 00	MICROSOFT CORP	COM	86/12/31-03/12/31	1/18/2003	73,834 89	74,424 15	(589 26)
3,000 00	MICROSOFT CORP	COM	86/12/31-03/12/31	1/20/2003	76,298 12	76,985 10	(686 98)
4,000 00	MICROSOFT CORP	COM	86/12/31-03/12/31	1/24/2003	102,168 81	102,845 20	(676 39)
3,400 00	MICROSOFT CORP	COM	86/12/31-03/12/31	1/25/2003	86,999 20	87,085 61	(86 41)
800 00	MICROSOFT CORP	COM	86/12/31-03/12/31	1/26/2003	20,411 92	20,490 16	(78 24)
3,000 00	MICROSOFT CORP	COM	86/12/31-03/12/31	12/1/2003	77,732 95	76,831 60	901 35
2 100 00	MICROSOFT CORP	COM	86/12/31-03/12/31	12/2/2003	54,417 48	53,765 67	651 81
2,300 00	MICROSOFT CORP	COM	86/12/31-03/12/31	12/3/2003	59,467 82	58,888 21	581 41
5 150 00	MICROSOFT CORP	COM	86/12/31-03/12/31	12/4/2003	132,751 51	131,575 15	1,176 36
6,700 00	MORGAN STANLEY	COM NEW	86/12/31-03/12/31	12/17/2003	387,781 86	385,890 02	2,091 84
11,700 00	MOTOROLA INC	COM	86/12/31-03/12/31	12/17/2003	153,771 74	162,237 35	(8,465 61)
950 00	NORTHROP GRUMMAN CORP	COM	86/12/31-03/12/31	1/3/2003	94,001 47	119,041 02	(25,039 55)
200 00	NORTHROP GRUMMAN CORP	COM	86/12/31-03/12/31	1/7/2003	19,991 21	24,545 34	(4,554 13)
500 00	NORTHROP GRUMMAN CORP	COM	86/12/31-03/12/31	1/10/2003	49,519 55	61,139 99	(11,620 44)
950 00	NORTHROP GRUMMAN CORP	COM	86/12/31-03/12/31	1/29/2003	87,941 23	115,269 47	(27,328 24)
550 00	NORTHROP GRUMMAN CORP	COM	86/12/31-03/12/31	1/30/2003	50,343 39	65,932 35	(15,588 96)
1,000 00	NORTHROP GRUMMAN CORP	COM	86/12/31-03/12/31	1/31/2003	91,556 74	119,484 30	(27,927 56)
950 00	NORTHROP GRUMMAN CORP	COM	86/12/31-03/12/31	2/19/2003	87,478 49	112,601 88	(25,123 39)
1,000 00	NORTHROP GRUMMAN CORP	COM	86/12/31-03/12/31	4/2/2003	87,012 02	117,483 56	(30,471 54)
1 000 00	NORTHROP GRUMMAN CORP	COM	86/12/31-03/12/31	6/25/2003	88,341 36	116,237 20	(27,895 84)
950 00	NORTHROP GRUMMAN CORP	COM	86/12/31-03/12/31	6/26/2003	82,378 05	110,163 92	(27,785 87)
650 00	NORTHROP GRUMMAN CORP	COM	86/12/31-03/12/31	6/27/2003	56,111 22	75,248 98	(19,137 76)
950 00	NORTHROP GRUMMAN CORP	COM	86/12/31-03/12/31	7/1/2003	83,679 78	109,852 30	(26,172 52)
850 00	NORTHROP GRUMMAN CORP	COM	86/12/31-03/12/31	7/2/2003	74,800 57	98,088 99	(23,288 42)
2,050 00	NORTHROP GRUMMAN CORP	COM	86/12/31-03/12/31	7/10/2003	179,215 53	235,993 89	(56,778 36)
1,950 00	NORTHROP GRUMMAN CORP	COM	86/12/31-03/12/31	7/11/2003	171,951 14	224,172 78	(52,221 64)
1,950 00	NORTHROP GRUMMAN CORP	COM	86/12/31-03/12/31	7/14/2003	171,534 24	218,688 08	(47,153 84)
1,950 00	NORTHROP GRUMMAN CORP	COM	86/12/31-03/12/31	7/15/2003	171,711 49	205,254 07	(33,542 58)

THE ROCKEFELLER FOUNDATION
EMPLOYEE ID NO 13-1659629
GAIN AND LOSSES ON TAXABLE INVESTMENTS
FOR YEAR 2003

Shares/Par Value	Security Name	Security Description	Date Bought	Date Sold	Proceeds	Cost	Realized Gain/Loss
1,450 00	NORTHROP GRUMMAN CORP	COM	86/12/31-03/12/31	7/16/2003	126,056 51	149,422 90	(23,366 39)
1,000 00	NORTHROP GRUMMAN CORP	COM	86/12/31-03/12/31	7/17/2003	86,800 63	103,049 70	(16,249 07)
1,400 00	NORTHROP GRUMMAN CORP	COM	86/12/31-03/12/31	7/18/2003	123,259 75	144,239 47	(20,979 72)
1,350 00	NORTHROP GRUMMAN CORP	COM	86/12/31-03/12/31	7/21/2003	118,690 63	137,182 95	(18,492 32)
2,200 00	NORTHROP GRUMMAN CORP	COM	86/12/31-03/12/31	7/22/2003	194,627 30	218,227 51	(23,600 21)
2,050 00	NORTHROP GRUMMAN CORP	COM	86/12/31-03/12/31	7/23/2003	180,994 63	188,779 62	(7,784 99)
2,244 00	NORTHROP GRUMMAN CORP	COM	86/12/31-03/12/31	7/24/2003	195,592 47	194,999 64	592 83
8 800 00	OCCIDENTAL PETE CORP	COM	86/12/31-03/12/31	12/17/2003	353,089 62	318,726 85	34,362 67
2,100 00	PEPSICO INC	COM	86/12/31-03/12/31	11/3/2003	100,531 74	96,412 05	4,119 69
2,000 00	PEPSICO INC	COM	86/12/31-03/12/31	12/4/2003	96,119 29	89,110 33	7,008 96
2,500 00	PEPSICO INC	COM	86/12/31-03/12/31	12/5/2003	120,828 59	108,748 00	12,080 59
2,000 00	PEPSICO INC	COM	86/12/31-03/12/31	12/8/2003	96,441 68	86,251 88	10,189 80
1,500 00	PEPSICO INC	COM	86/12/31-03/12/31	12/9/2003	71,241 86	64,646 94	6,594 92
7,400 00	PEPSICO INC	COM	86/12/31-03/12/31	12/17/2003	348,580 88	317,187 67	31,393 01
3,100 00	PFIZER INC	COM	86/12/31-03/12/31	11/3/2003	98,376 06	101,029 93	(2,653 87)
2,900 00	PFIZER INC	COM	86/12/31-03/12/31	11/4/2003	90,875 36	92,980 09	(2,104 73)
3,100 00	PFIZER INC	COM	86/12/31-03/12/31	11/5/2003	97,936 50	99,392 51	(1,456 01)
2,600 00	PFIZER INC	COM	86/12/31-03/12/31	11/6/2003	81,854 04	83,322 16	(1,468 12)
3,000 00	PFIZER INC	COM	86/12/31-03/12/31	11/12/2003	96,664 47	96,001 30	663 17
3,400 00	PFIZER INC	COM	86/12/31-03/12/31	11/14/2003	116,126 32	108,565 18	7,560 14
2,500 00	PFIZER INC	COM	86/12/31-03/12/31	11/17/2003	84,912 02	79,756 15	5,155 87
400 00	PFIZER INC	COM	86/12/31-03/12/31	11/28/2003	13,592 56	12,744 60	847 96
12,000 00	PFIZER INC	COM	86/12/31-03/12/31	12/17/2003	414,008 21	380,424 46	33,583 75
2,800 00	PUBLIC SVC ENTERPRISE GROUP	COM	86/12/31-03/12/31	6/17/2003	121,636 66	105,168 72	16,467 94
1,450 00	PUBLIC SVC ENTERPRISE GROUP	COM	86/12/31-03/12/31	6/18/2003	62,277 34	53,428 44	8,848 90
2,000 00	PUBLIC SVC ENTERPRISE GROUP	COM	86/12/31-03/12/31	6/19/2003	85,974 57	72,215 25	13,759 32
3,250 00	PUBLIC SVC ENTERPRISE GROUP	COM	86/12/31-03/12/31	6/20/2003	138,548 15	118,970 95	21,577 20
7,300 00	PUBLIC SVC ENTERPRISE GROUP	COM	86/12/31-03/12/31	12/17/2003	302,961 36	305,341 91	(2,380 55)
500 00	SPX CORP	COM	86/12/31-03/12/31	4/4/2003	15,974 25	28,714 95	(10,740 70)
3,000 00	SPX CORP	COM	86/12/31-03/12/31	4/7/2003	96,320 08	159,127 47	(62,807 39)
700 00	SPX CORP	COM	86/12/31-03/12/31	4/8/2003	21,709 76	36,417 01	(14,707 25)
1 400 00	SPX CORP	COM	86/12/31-03/12/31	6/2/2003	55,139 91	72,834 02	(17,694 11)
800 00	SPX CORP	COM	86/12/31-03/12/31	6/3/2003	31,429 16	41,564 96	(10,135 80)
1,400 00	SPX CORP	COM	86/12/31-03/12/31	6/5/2003	61,265 18	72,738 68	(11,473 50)
1,900 00	SPX CORP	COM	86/12/31-03/12/31	6/6/2003	83,112 36	90,713 20	(7,600 84)
700 00	SPX CORP	COM	86/12/31-03/12/31	6/9/2003	30,428 06	32,050 72	(1,622 66)
1,000 00	SPX CORP	COM	86/12/31-03/12/31	6/10/2003	42,847 19	45,251 87	(2,404 68)
1,500 00	SPX CORP	COM	86/12/31-03/12/31	6/11/2003	64,638 57	66,465 86	(1,827 29)
1,450 00	SPX CORP	COM	86/12/31-03/12/31	6/12/2003	63,508 18	63,778 51	(270 33)
950 00	SPX CORP	COM	86/12/31-03/12/31	6/13/2003	40,468 39	41,718 15	(1,249 76)
1,400 00	SPX CORP	COM	86/12/31-03/12/31	6/18/2003	60,572 22	61,259 26	(687 04)
1 200 00	SPX CORP	COM	86/12/31-03/12/31	6/17/2003	52,955 20	51,352 56	1,602 64
1,600 00	SPX CORP	COM	86/12/31-03/12/31	6/18/2003	71,448 49	67,458 72	3,989 77
1,100 00	SPX CORP	COM	86/12/31-03/12/31	6/19/2003	48,696 48	45,980 98	2,735 50
1,500 00	SPX CORP	COM	86/12/31-03/12/31	6/20/2003	66,203 00	62,411 89	3,791 11
800 00	SPX CORP	COM	86/12/31-03/12/31	6/23/2003	34,230 07	31,611 92	2,618 15
1,200 00	SPX CORP	COM	86/12/31-03/12/31	6/24/2003	50,891 53	44,692 15	6,199 38
1 100 00	SPX CORP	COM	86/12/31-03/12/31	6/25/2003	48,891 68	40,883 72	6,207 96
3,850 00	SPX CORP	COM	86/12/31-03/12/31	6/26/2003	189,223 83	138,201 71	51,022 12
4,050 00	SEARS ROEBUCK + CO	COM	86/12/31-03/12/31	2/14/2003	86,582 75	183,094 55	(96,511 80)
6 000 00	SEARS ROEBUCK + CO	COM	86/12/31-03/12/31	2/18/2003	134,763 14	197,217 10	(62,453 96)
6,500 00	SEARS ROEBUCK + CO	COM	86/12/31-03/12/31	2/19/2003	147,050 27	211,385 40	(64,335 13)
6,900 00	SEARS ROEBUCK + CO	COM	86/12/31-03/12/31	2/20/2003	149,428 10	220,643 77	(71,215 67)
7,300 00	SEARS ROEBUCK + CO	COM	86/12/31-03/12/31	2/21/2003	158,927 16	226,936 41	(68,009 25)
6,750 00	SEARS ROEBUCK + CO	COM	86/12/31-03/12/31	2/24/2003	144,535 42	207,846 39	(63,310 97)
8,350 00	SEARS ROEBUCK + CO	COM	86/12/31-03/12/31	2/25/2003	175,827 33	251,208 75	(75,381 42)
6,450 00	SEARS ROEBUCK + CO	COM	86/12/31-03/12/31	2/26/2003	134,968 63	179,096 39	(44,127 76)
7,500 00	SEARS ROEBUCK + CO	COM	86/12/31-03/12/31	2/27/2003	158,622 47	201,869 34	(43,246 87)
4,000 00	SEARS ROEBUCK + CO	COM	86/12/31-03/12/31	2/28/2003	85,865 41	99,587 83	(13,722 42)
2,000 00	STAPLES INC	COM	86/12/31-03/12/31	9/2/2003	49,088 10	40,039 32	9,048 78
500 00	STAPLES INC	COM	86/12/31-03/12/31	9/3/2003	12,242 67	9,993 15	2,249 52
4,700 00	STAPLES INC	COM	86/12/31-03/12/31	12/17/2003	118,450 90	105,837 43	12,613 47
2,900 00	TARGET CORP	COM	86/12/31-03/12/31	3/21/2003	87,258 94	99,155 64	(11,896 70)
2,500 00	TARGET CORP	COM	86/12/31-03/12/31	4/11/2003	77,840 35	81,500 13	(3,659 78)
2,400 00	TARGET CORP	COM	86/12/31-03/12/31	4/14/2003	74,172 84	73,913 60	259 24
1,900 00	TARGET CORP	COM	86/12/31-03/12/31	4/15/2003	60,123 63	56,728 30	3,395 33
900 00	TARGET CORP	COM	86/12/31-03/12/31	4/22/2003	29,441 30	26,701 28	2,740 02
1,900 00	TARGET CORP	COM	86/12/31-03/12/31	5/13/2003	69,230 09	63,425 94	5,804 15
1,100 00	TARGET CORP	COM	86/12/31-03/12/31	7/15/2003	42,670 30	32,219 28	10,451 02
2,700 00	TARGET CORP	COM	86/12/31-03/12/31	7/16/2003	105,514 29	78,083 67	26,430 62
1 800 00	TARGET CORP	COM	86/12/31-03/12/31	8/6/2003	87,308 20	52,722 45	34,585 75
1,850 00	TARGET CORP	COM	86/12/31-03/12/31	8/7/2003	71,079 41	54,188 96	16,890 45
1,800 00	TARGET CORP	COM	86/12/31-03/12/31	8/12/2003	71,720 51	52,722 45	18,998 06
1,850 00	TARGET CORP	COM	86/12/31-03/12/31	8/14/2003	70,943 06	54,188 96	16,754 10
400 00	TARGET CORP	COM	86/12/31-03/12/31	8/15/2003	15,182 88	11,716 10	3,466 78
1,800 00	TARGET CORP	COM	86/12/31-03/12/31	8/27/2003	70,373 10	52,722 45	17,650 65
1,350 00	TARGET CORP	COM	86/12/31-03/12/31	8/28/2003	53,450 34	39,541 84	13,908 50
1,400 00	TARGET CORP	COM	86/12/31-03/12/31	8/29/2003	56,241 80	41,006 35	15,235 45
1,200 00	TARGET CORP	COM	86/12/31-03/12/31	9/10/2003	46,887 56	35,148 30	11,739 26
1,450 00	TARGET CORP	COM	86/12/31-03/12/31	10/14/2003	58,060 06	42,470 86	15,589 20
1,200 00	TARGET CORP	COM	86/12/31-03/12/31	10/27/2003	46,782 20	35,148 30	11,633 90
2,000 00	TARGET CORP	COM	86/12/31-03/12/31	11/6/2003	78,149 93	58,580 50	19,569 43
600 00	TARGET CORP	COM	86/12/31-03/12/31	11/7/2003	23,445 22	17,574 15	5,871 07
1,950 00	TARGET CORP	COM	86/12/31-03/12/31	11/13/2003	76,232 45	57,115 99	19,116 46
900 00	TARGET CORP	COM	86/12/31-03/12/31	11/14/2003	35,083 05	28,381 23	6,701 82

THE ROCKEFELLER FOUNDATION
EMPLOYEE ID NO 13-1659629
GAIN AND LOSSES ON TAXABLE INVESTMENTS
FOR YEAR 2003

Shares/Par Value	Security Name	Security Description	Date Bought	Date Sold	Proceeds	Cost	Realized Gain/Loss
1,100 00	TARGET CORP	COM	86/12/31-03/12/31	11/18/2003	42,511 24	32,219 27	10,291 97
1,950 00	TARGET CORP	COM	86/12/31-03/12/31	11/19/2003	74,476 36	57,115 99	17,360 37
1,500 00	TARGET CORP	COM	86/12/31-03/12/31	11/20/2003	57,339 76	43,935 38	13,404 38
3,700 00	TARGET CORP	COM	86/12/31-03/12/31	12/17/2003	137,570 65	124,393 90	13,176 75
13,800 00	TIME WARNER INC NEW	COM	86/12/31-03/12/31	12/17/2003	239,060 00	223,733 59	15,326 41
19,600 00	TRAVELERS PPTY CAS CORP NEW	CL A	86/12/31-03/12/31	4/3/2003	282,424 72	363,118 80	(80,694 08)
30,500 00	TRAVELERS PPTY CAS CORP NEW	CL A	86/12/31-03/12/31	4/4/2003	442,037 13	535,990 06	(93,952 93)
5,800 00	TRAVELERS PPTY CAS CORP NEW	CL A	86/12/31-03/12/31	4/9/2003	88,500 37	99,066 90	(10,566 53)
5,000 00	TRAVELERS PPTY CAS CORP NEW	CL A	86/12/31-03/12/31	4/10/2003	76,258 92	84,588 86	(8,309 94)
2,950 00	TRAVELERS PPTY CAS CORP NEW	CL A	86/12/31-03/12/31	4/11/2003	45,179 20	49,697 37	(4,518 17)
22,700 00	TRAVELERS PPTY CAS CORP NEW	CL A	86/12/31-03/12/31	12/17/2003	362,420 29	389,635 49	(27,215 20)
10,500 00	TYCO INTL LTD	NEW COM	86/12/31-03/12/31	12/17/2003	263,989 13	237,325 23	26,663 90
1,650 00	UNION PAC CORP	COM	86/12/31-03/12/31	7/25/2003	100,000 99	99,070 57	930 42
1,800 00	UNION PAC CORP	COM	86/12/31-03/12/31	7/29/2003	108,847 56	107,799 41	1,048 15
1,850 00	UNION PAC CORP	COM	86/12/31-03/12/31	7/29/2003	111,017 92	110,751 38	266 54
1,200 00	UNION PAC CORP	COM	86/12/31-03/12/31	10/2/2003	70,772 68	71,745 30	(972 62)
950 00	UNION PAC CORP	COM	86/12/31-03/12/31	10/3/2003	56,720 23	56,756 80	(36 57)
950 00	UNION PAC CORP	COM	86/12/31-03/12/31	10/6/2003	55,924 74	58,734 89	(810 15)
550 00	UNION PAC CORP	COM	86/12/31-03/12/31	10/13/2003	32,424 17	32,608 80	(184 63)
1,450 00	UNION PAC CORP	COM	86/12/31-03/12/31	10/14/2003	84,390 68	85,634 99	(1,244 31)
1,700 00	UNION PAC CORP	COM	86/12/31-03/12/31	11/14/2003	109,031 70	99,789 03	9,242 67
1,950 00	UNION PAC CORP	COM	86/12/31-03/12/31	11/17/2003	124,424 26	114,346 25	10,078 01
1,450 00	UNION PAC CORP	COM	86/12/31-03/12/31	11/18/2003	92,549 89	84,874 15	7,675 74
1,950 00	UNION PAC CORP	COM	86/12/31-03/12/31	11/19/2003	123,160 52	112,975 76	10,184 76
2,000 00	UNION PAC CORP	COM	86/12/31-03/12/31	11/20/2003	126,241 28	113,911 60	12,329 68
1,800 00	UNION PAC CORP	COM	86/12/31-03/12/31	11/21/2003	113,150 26	102,217 62	10,932 64
3,000 00	UNION PAC CORP	COM	86/12/31-03/12/31	11/24/2003	189,862 60	169,281 47	20,581 13
2,500 00	UNION PAC CORP	COM	86/12/31-03/12/31	11/25/2003	158,250 33	140,640 91	17,609 42
1,600 00	UNION PAC CORP	COM	86/12/31-03/12/31	11/26/2003	101,871 70	89,479 04	12,392 66
3,500 00	UNION PAC CORP	COM	86/12/31-03/12/31	12/1/2003	224,276 49	194,019 98	30,256 51
3,200 00	UNISYS CORP	COM	86/12/31-03/12/31	12/11/2003	46,295 42	53,050 75	(6,755 33)
11 300 00	UNISYS CORP	COM	86/12/31-03/12/31	12/12/2003	163,227 61	183,913 81	(20,686 20)
6,400 00	UNISYS CORP	COM	86/12/31-03/12/31	12/15/2003	95,826 55	102,237 79	(6,411 24)
6,600 00	UNISYS CORP	COM	86/12/31-03/12/31	12/16/2003	96,358 78	104,588 01	(8,229 23)
6,000 00	UNISYS CORP	COM	86/12/31-03/12/31	12/17/2003	87,221 50	93,245 49	(6,023 99)
1,550 00	UNISYS CORP	COM	86/12/31-03/12/31	12/18/2003	22,309 96	23,841 79	(1,531 83)
4,000 00	UNITED TECHNOLOGIES CORP	COM	86/12/31-03/12/31	12/17/2003	372,502 96	344,752 69	27,750 27
2,100 00	VERIZON COMMUNICATIONS		86/12/31-03/12/31	6/6/2003	83,290 49	101,375 89	(18,085 40)
2,600 00	VERIZON COMMUNICATIONS		86/12/31-03/12/31	6/9/2003	101,178 94	125,467 72	(24,288 78)
2,900 00	VERIZON COMMUNICATIONS		86/12/31-03/12/31	6/10/2003	113,204 02	139,788 38	(26,584 36)
2,600 00	VERIZON COMMUNICATIONS		86/12/31-03/12/31	6/11/2003	102,547 51	124,645 11	(22,097 60)
2,600 00	VERIZON COMMUNICATIONS		86/12/31-03/12/31	6/12/2003	102,527 75	123 754 44	(21,226 69)
2,600 00	VERIZON COMMUNICATIONS		86/12/31-03/12/31	6/13/2003	101,470 90	123,175 79	(21,704 89)
900 00	VERIZON COMMUNICATIONS		86/12/31-03/12/31	6/16/2003	35,467 78	41,130 81	(5,663 03)
400 00	VERIZON COMMUNICATIONS		86/12/31-03/12/31	6/23/2003	16,417 87	18,280 36	(1,862 49)
1,900 00	VERIZON COMMUNICATIONS		86/12/31-03/12/31	6/25/2003	77 408 83	86 831 71	(9 422 88)
3,800 00	VERIZON COMMUNICATIONS		86/12/31-03/12/31	6/30/2003	150,311 08	172 851 72	(22,540 64)
900 00	VERIZON COMMUNICATIONS		86/12/31-03/12/31	7/11/2003	34,739 54	40 803 30	(6,063 76)
500 00	VERIZON COMMUNICATIONS		86/12/31-03/12/31	7/23/2003	17,983 45	22,668 50	(4,685 05)
1,000 00	VERIZON COMMUNICATIONS		86/12/31-03/12/31	8/7/2003	35,823 72	45,273 12	(9,449 40)
1,700 00	VERIZON COMMUNICATIONS		86/12/31-03/12/31	8/13/2003	60 876 69	76 720 07	(15,843 38)
1,900 00	VERIZON COMMUNICATIONS		86/12/31-03/12/31	8/14/2003	68,012 06	83,190 55	(15,178 49)
1,300 00	VERIZON COMMUNICATIONS		86/12/31-03/12/31	8/18/2003	46,841 35	57,021 70	(10,180 35)
600 00	VERIZON COMMUNICATIONS		86/12/31-03/12/31	9/8/2003	21,689 46	26,053 25	(4,363 79)
500 00	VERIZON COMMUNICATIONS		86/12/31-03/12/31	9/24/2003	16 494 37	21,676 95	(5,182 58)
3,400 00	VERIZON COMMUNICATIONS		86/12/31-03/12/31	9/26/2003	110,866 76	147,240 93	(36,374 17)
3,000 00	VERIZON COMMUNICATIONS		86/12/31-03/12/31	9/29/2003	97,548 82	128,287 31	(30,738 49)
500 00	VERIZON COMMUNICATIONS		86/12/31-03/12/31	9/30/2003	16,200 24	21,174 25	(4,974 01)
3,000 00	VERIZON COMMUNICATIONS		86/12/31-03/12/31	10/1/2003	97,855 41	127,045 50	(29,190 09)
2,800 00	VERIZON COMMUNICATIONS		86/12/31-03/12/31	10/2/2003	92,024 13	118,363 87	(26,339 74)
2,900 00	VERIZON COMMUNICATIONS		86/12/31-03/12/31	10/3/2003	97,850 02	120,078 15	(22,228 13)
2,800 00	VERIZON COMMUNICATIONS		86/12/31-03/12/31	10/6/2003	93,782 84	113,614 87	(19,832 03)
2,900 00	VERIZON COMMUNICATIONS		86/12/31-03/12/31	10/7/2003	96,341 02	117,324 70	(20,983 68)
2,900 00	VERIZON COMMUNICATIONS		86/12/31-03/12/31	10/8/2003	94,790 18	114,272 39	(19 482 21)
2,900 00	VERIZON COMMUNICATIONS		86/12/31-03/12/31	10/9/2003	94,149 30	104,880 23	(10,730 93)
2,900 00	VERIZON COMMUNICATIONS		86/12/31-03/12/31	10/10/2003	93 188 29	101,938 81	(8,750 52)
1,400 00	VERIZON COMMUNICATIONS		86/12/31-03/12/31	10/13/2003	44 920 67	47,623 80	(2,703 13)
2,950 00	VERIZON COMMUNICATIONS		86/12/31-03/12/31	10/14/2003	92,740 11	100,350 15	(7,610 04)
2,900 00	VERIZON COMMUNICATIONS		86/12/31-03/12/31	10/15/2003	92 448 83	98,649 30	(6,200 47)
2,900 00	VERIZON COMMUNICATIONS		86/12/31-03/12/31	10/16/2003	93,377 07	98,329 72	(4,952 65)
2,900 00	VERIZON COMMUNICATIONS		86/12/31-03/12/31	10/17/2003	92,954 56	97 984 17	(5,029 61)
3,000 00	VERIZON COMMUNICATIONS		86/12/31-03/12/31	10/20/2003	96,361 78	100,852 32	(4 490 54)
2,900 00	VERIZON COMMUNICATIONS		86/12/31-03/12/31	10/21/2003	93 387 22	96,315 43	(2,928 21)
2,900 00	VERIZON COMMUNICATIONS		86/12/31-03/12/31	10/22/2003	94 095 95	94,972 77	(876 82)
4,200 00	VERIZON COMMUNICATIONS		86/12/31-03/12/31	10/23/2003	137,786 98	130,516 70	7,250 28
3 845 00	VERIZON COMMUNICATIONS		86/12/31-03/12/31	10/24/2003	126,339 82	115,335 99	11,003 83
500 00	WELLS FARGO + CO NEW	COM	86/12/31-03/12/31	3/11/2003	22,490 82	22,900 55	(409 73)
2,100 00	WELLS FARGO + CO NEW	COM	86/12/31-03/12/31	12/1/2003	121 000 32	108,634 26	12,366 06
2,050 00	WELLS FARGO + CO NEW	COM	86/12/31-03/12/31	12/2/2003	117 601 76	103 702 82	13,898 94
2,050 00	WELLS FARGO + CO NEW	COM	86/12/31-03/12/31	12/3/2003	116,545 86	101,947 70	14,598 16
5,800 00	WELLS FARGO + CO NEW	COM	86/12/31-03/12/31	12/17/2003	330,948 16	280,855 05	50,093 11
1,900 00	WEYERHAEUSER CO	COM	86/12/31-03/12/31	1/9/2003	97,222 35	94,464 62	2,757 73
2,350 00	WEYERHAEUSER CO	COM	86/12/31-03/12/31	1/14/2003	125 490 69	113,099 63	12,391 06
100 00	WEYERHAEUSER CO	COM	86/12/31-03/12/31	1/15/2003	5,315 99	4 947 90	368 09
1,900 00	WEYERHAEUSER CO	COM	86/12/31-03/12/31	1/16/2003	100,857 70	93,653 89	7,203 81

THE ROCKEFELLER FOUNDATION
EMPLOYEE ID NO 13-1659629
GAIN AND LOSSES ON TAXABLE INVESTMENTS
FOR YEAR 2003

Share/Par Value	Security Name	Security Description	Date Bought	Date Sold	Proceeds	Cost	Realized Gain/Loss
1,550.00	WEYERHAEUSER CO	COM	86/12/31-03/12/31	1/23/2003	80,329.90	72,838.37	7,491.53
1,000.00	WEYERHAEUSER CO	COM	86/12/31-03/12/31	1/28/2003	49,184.31	46,992.50	2,191.81
700.00	WEYERHAEUSER CO	COM	86/12/31-03/12/31	1/29/2003	34,317.23	32,894.75	1,422.48
1,900.00	WEYERHAEUSER CO	COM	86/12/31-03/12/31	1/31/2003	91,272.68	89,285.75	1,986.93
950.00	WEYERHAEUSER CO	COM	86/12/31-03/12/31	2/5/2003	47,981.82	44,642.88	3,338.94
950.00	WEYERHAEUSER CO	COM	86/12/31-03/12/31	2/10/2003	47,327.57	44,642.87	2,684.70
1,500.00	WEYERHAEUSER CO	COM	86/12/31-03/12/31	2/12/2003	75,005.24	70,488.75	4,516.49
1,000.00	WEYERHAEUSER CO	COM	86/12/31-03/12/31	2/18/2003	50,560.97	46,992.50	3,568.47
950.00	WEYERHAEUSER CO	COM	86/12/31-03/12/31	2/21/2003	48,492.33	44,538.06	3,954.27
1,000.00	WEYERHAEUSER CO	COM	86/12/31-03/12/31	2/25/2003	49,591.40	46,468.40	3,123.00
950.00	WEYERHAEUSER CO	COM	86/12/31-03/12/31	3/17/2003	46,993.94	44,144.98	2,848.96
1,000.00	WEYERHAEUSER CO	COM	86/12/31-03/12/31	3/20/2003	50,308.48	46,468.40	3,838.08
950.00	WEYERHAEUSER CO	COM	86/12/31-03/12/31	3/21/2003	48,758.90	44,140.48	4,618.42
950.00	WEYERHAEUSER CO	COM	86/12/31-03/12/31	4/28/2003	47,494.45	44,137.85	3,356.60
1,000.00	WEYERHAEUSER CO	COM	86/12/31-03/12/31	4/29/2003	50,203.84	45,925.58	4,278.26
1,900.00	WEYERHAEUSER CO	COM	86/12/31-03/12/31	5/2/2003	93,168.78	86,541.20	6,627.58
300.00	WEYERHAEUSER CO	COM	86/12/31-03/12/31	5/5/2003	14,720.55	13,528.77	1,191.78
700.00	WEYERHAEUSER CO	COM	86/12/31-03/12/31	5/6/2003	34,388.96	31,503.85	2,885.11
950.00	WEYERHAEUSER CO	COM	86/12/31-03/12/31	5/7/2003	46,802.97	42,695.05	4,107.92
1,000.00	WEYERHAEUSER CO	COM	86/12/31-03/12/31	5/8/2003	49,174.69	44,900.78	4,273.91
700.00	WEYERHAEUSER CO	COM	86/12/31-03/12/31	5/9/2003	35,186.02	31,371.83	3,814.19
950.00	WEYERHAEUSER CO	COM	86/12/31-03/12/31	5/12/2003	48,193.43	42,576.06	5,617.37
1,900.00	WEYERHAEUSER CO	COM	86/12/31-03/12/31	5/30/2003	95,296.49	83,709.41	11,587.08
1,800.00	WEYERHAEUSER CO	COM	86/12/31-03/12/31	6/2/2003	97,890.82	82,997.87	14,892.95
200.00	WEYERHAEUSER CO	COM	86/12/31-03/12/31	6/4/2003	10,242.76	8,683.82	1,558.94
950.00	WEYERHAEUSER CO	COM	86/12/31-03/12/31	6/5/2003	49,672.79	41,220.25	8,452.54
2,200.00	WEYERHAEUSER CO	COM	86/12/31-03/12/31	6/6/2003	113,313.39	94,903.00	18,410.39
2,100.00	WEYERHAEUSER CO	COM	86/12/31-03/12/31	6/9/2003	105,483.94	88,385.48	17,098.46
1,250.00	WEYERHAEUSER CO	COM	86/12/31-03/12/31	6/10/2003	62,674.19	52,072.66	10,601.53
1,400.00	WEYERHAEUSER CO	COM	86/12/31-03/12/31	6/12/2003	70,919.13	58,181.20	12,737.93
2,750.00	WEYERHAEUSER CO	COM	86/12/31-03/12/31	6/13/2003	137,044.78	109,167.18	27,877.60
2,600.00	WEYERHAEUSER CO	COM	86/12/31-03/12/31	6/16/2003	131,241.07	101,120.23	30,120.84
2,550.00	WEYERHAEUSER CO	COM	86/12/31-03/12/31	6/17/2003	128,193.97	97,061.81	31,132.16
1,950.00	WYETH	COM	86/12/31-03/12/31	1/9/2003	75,879.62	85,326.54	(9,446.92)
950.00	WYETH	COM	86/12/31-03/12/31	1/10/2003	36,839.41	41,569.34	(4,729.93)
1,600.00	WYETH	COM	86/12/31-03/12/31	4/1/2003	60,099.10	70,010.24	(9,911.14)
4,000.00	WYETH	COM	86/12/31-03/12/31	4/2/2003	151,297.70	175,016.57	(23,718.87)
1,300.00	WYETH	COM	86/12/31-03/12/31	6/6/2003	62,318.43	56,877.73	5,440.70
950.00	WYETH	COM	86/12/31-03/12/31	6/9/2003	44,962.63	41,564.29	3,398.34
1,800.00	WYETH	COM	86/12/31-03/12/31	6/10/2003	84,493.62	78,746.58	5,747.04
1,350.00	WYETH	COM	86/12/31-03/12/31	6/18/2003	65,988.68	59,059.94	6,928.74
900.00	WYETH	COM	86/12/31-03/12/31	6/19/2003	44,194.95	39,373.29	4,821.66
1,200.00	WYETH	COM	86/12/31-03/12/31	6/27/2003	55,670.67	52,323.72	3,346.95
1,800.00	WYETH	COM	86/12/31-03/12/31	7/8/2003	83,158.44	78,078.90	5,079.54
1,800.00	WYETH	COM	86/12/31-03/12/31	7/9/2003	84,580.55	77,787.54	6,793.01
900.00	WYETH	COM	86/12/31-03/12/31	7/11/2003	43,019.42	38,851.43	4,167.99
1,850.00	WYETH	COM	86/12/31-03/12/31	7/17/2003	90,006.24	79,556.66	10,449.58
1,850.00	WYETH	COM	86/12/31-03/12/31	7/24/2003	87,632.81	79,556.66	8,075.95
1,800.00	WYETH	COM	86/12/31-03/12/31	7/25/2003	84,410.28	77,406.48	7,003.80
1,800.00	WYETH	COM	86/12/31-03/12/31	7/28/2003	84,219.13	77,374.48	6,844.65
1,800.00	WYETH	COM	86/12/31-03/12/31	7/30/2003	82,526.85	77,348.88	5,177.97
2,750.00	WYETH	COM	86/12/31-03/12/31	7/31/2003	127,701.00	117,867.22	10,033.78
900.00	WYETH	COM	86/12/31-03/12/31	8/8/2003	40,017.70	38,261.52	1,756.18
900.00	WYETH	COM	86/12/31-03/12/31	8/11/2003	39,992.77	38,261.52	1,731.25
900.00	WYETH	COM	86/12/31-03/12/31	8/12/2003	39,874.88	38,261.52	1,613.36
900.00	WYETH	COM	86/12/31-03/12/31	8/13/2003	39,756.53	38,244.36	1,512.17
600.00	WYETH	COM	86/12/31-03/12/31	8/14/2003	26,374.88	25,481.94	892.94
11,700.00	WYETH	COM	86/12/31-03/12/31	10/1/2003	540,201.14	494,737.93	45,463.21
2,700.00	WYETH	COM	86/12/31-03/12/31	10/2/2003	126,797.40	112,713.66	14,083.74
3,300.00	WYETH	COM	86/12/31-03/12/31	10/3/2003	157,881.79	137,522.34	20,359.45
2,900.00	WYETH	COM	86/12/31-03/12/31	10/6/2003	136,343.20	120,794.57	15,548.63
2,900.00	WYETH	COM	86/12/31-03/12/31	10/7/2003	135,408.29	114,294.93	21,113.36
1,500.00	WYETH	COM	86/12/31-03/12/31	10/10/2003	69,170.16	57,066.15	12,104.01
4,050.00	WYETH	COM	86/12/31-03/12/31	10/14/2003	182,412.77	154,049.88	28,362.89
800.00	WYETH	COM	86/12/31-03/12/31	10/15/2003	35,600.41	30,363.41	5,237.00
2,500.00	WYETH	COM	86/12/31-03/12/31	10/16/2003	111,061.55	92,615.03	18,446.52
2,000.00	WYETH	COM	86/12/31-03/12/31	10/17/2003	89,103.22	73,596.73	15,506.49
4,800.00	WYETH	COM	86/12/31-03/12/31	10/20/2003	212,000.79	164,348.38	47,652.41
2,900.00	ACCENTURE LTD BERMUDA	SHS A	86/12/31-03/12/31	3/6/2003	46,362.06	49,975.55	(3,613.49)
10,400.00	ACCENTURE LTD BERMUDA	SHS A	86/12/31-03/12/31	6/2/2003	183,687.63	173,450.29	10,237.34
3,800.00	ACCENTURE LTD BERMUDA	SHS A	86/12/31-03/12/31	6/3/2003	65,586.06	62,528.99	3,057.07
4,300.00	ACCENTURE LTD BERMUDA	SHS A	86/12/31-03/12/31	6/4/2003	76,422.48	70,391.07	6,031.39
5,600.00	ACCENTURE LTD BERMUDA	SHS A	86/12/31-03/12/31	6/5/2003	102,558.07	90,764.22	11,793.85
3,800.00	ACCENTURE LTD BERMUDA	SHS A	86/12/31-03/12/31	6/6/2003	69,040.09	61,393.58	7,646.53
1,900.00	ACCENTURE LTD BERMUDA	SHS A	86/12/31-03/12/31	7/8/2003	35,808.75	30,896.78	5,111.97
2,900.00	ACCENTURE LTD BERMUDA	SHS A	86/12/31-03/12/31	7/9/2003	55,304.17	46,810.00	8,494.17
2,400.00	ACCENTURE LTD BERMUDA	SHS A	86/12/31-03/12/31	7/11/2003	45,309.63	38,579.01	6,730.62
2,100.00	ACCENTURE LTD BERMUDA	SHS A	86/12/31-03/12/31	7/14/2003	40,161.87	33,698.81	6,463.06
2,900.00	ACCENTURE LTD BERMUDA	SHS A	86/12/31-03/12/31	7/15/2003	58,043.67	46,203.72	11,839.95
2,400.00	ACCENTURE LTD BERMUDA	SHS A	86/12/31-03/12/31	7/17/2003	47,807.68	37,849.01	9,958.67
500.00	ACCENTURE LTD BERMUDA	SHS A	86/12/31-03/12/31	7/22/2003	37,435.08	29,852.88	7,582.20
800.00	ACCENTURE LTD BERMUDA	SHS A	86/12/31-03/12/31	7/23/2003	9,991.03	7,840.95	2,150.08
1,900.00	ACCENTURE LTD BERMUDA	SHS A	86/12/31-03/12/31	7/24/2003	15,978.93	12,545.52	3,433.41
500.00	ACCENTURE LTD BERMUDA	SHS A	86/12/31-03/12/31	7/25/2003	37,841.09	29,780.24	8,060.85
500.00	ACCENTURE LTD BERMUDA	SHS A	86/12/31-03/12/31	8/18/2003	10,253.66	7,832.05	2,421.61

THE ROCKEFELLER FOUNDATION
EMPLOYEE ID NO 13-1659629
GAIN AND LOSSES ON TAXABLE INVESTMENTS
FOR YEAR 2003

Shares/Par Value	Security Name	Security Description	Date Bought	Date Sold	Proceeds	Cost	Realized Gain/Loss
800.00	ACCENTURE LTD BERMUDA	SHS A	86/12/31-03/12/31	8/28/2003	16,785.69	12,487.98	4,297.71
1,150.00	ACCENTURE LTD BERMUDA	SHS A	86/12/31-03/12/31	8/27/2003	24,130.81	17,681.71	6,449.10
1,400.00	ACCENTURE LTD BERMUDA	SHS A	86/12/31-03/12/31	9/2/2003	30,434.57	21,495.53	8,939.04
1,450.00	ACCENTURE LTD BERMUDA	SHS A	86/12/31-03/12/31	9/3/2003	33,793.71	21,858.90	11,934.81
2,000.00	ACCENTURE LTD BERMUDA	SHS A	86/12/31-03/12/31	9/4/2003	47,269.78	30,063.68	17,206.10
2,900.00	ACCENTURE LTD BERMUDA	SHS A	86/12/31-03/12/31	9/5/2003	67,816.79	43,359.35	24,457.44
1,400.00	ACCENTURE LTD BERMUDA	SHS A	86/12/31-03/12/31	9/8/2003	32,282.20	20,922.20	11,360.00
3,900.00	ACCENTURE LTD BERMUDA	SHS A	86/12/31-03/12/31	9/9/2003	89,337.00	58,182.15	31,154.85
800.00	ACCENTURE LTD BERMUDA	SHS A	86/12/31-03/12/31	9/10/2003	17,956.51	11,899.92	6,056.59
2,000.00	ACCENTURE LTD BERMUDA	SHS A	86/12/31-03/12/31	9/11/2003	44,394.52	29,749.80	14,644.72
2,400.00	ACCENTURE LTD BERMUDA	SHS A	86/12/31-03/12/31	9/12/2003	53,344.46	35,624.24	17,720.22
1,900.00	ACCENTURE LTD BERMUDA	SHS A	86/12/31-03/12/31	9/15/2003	42,685.11	28,172.63	14,512.48
1,950.00	ACCENTURE LTD BERMUDA	SHS A	86/12/31-03/12/31	9/16/2003	44,698.53	28,659.42	16,039.11
2,000.00	ACCENTURE LTD BERMUDA	SHS A	86/12/31-03/12/31	9/17/2003	45,002.69	29,346.80	15,655.89
2,000.00	ACCENTURE LTD BERMUDA	SHS A	86/12/31-03/12/31	9/18/2003	45,187.68	29,291.37	15,896.31
1,900.00	ACCENTURE LTD BERMUDA	SHS A	86/12/31-03/12/31	9/19/2003	42,925.25	27,787.88	15,137.37
700.00	ACCENTURE LTD BERMUDA	SHS A	86/12/31-03/12/31	9/22/2003	15,316.47	10,229.10	5,087.37
2,700.00	ACCENTURE LTD BERMUDA	SHS A	86/12/31-03/12/31	9/23/2003	57,890.95	38,334.41	19,556.54
2,900.00	ACCENTURE LTD BERMUDA	SHS A	86/12/31-03/12/31	9/24/2003	63,980.27	40,981.60	22,978.67
3,350.00	ACCENTURE LTD BERMUDA	SHS A	86/12/31-03/12/31	9/25/2003	75,034.81	42,238.54	32,796.27
2,800.00	NOBLE CORPORATION	SHS	86/12/31-03/12/31	12/17/2003	101,005.55	98,684.81	2,340.74
9,100.00	TRANSOCEAN INC	SHS	86/12/31-03/12/31	5/15/2003	200,952.25	207,034.42	(6,082.17)
3,400.00	TRANSOCEAN INC	SHS	86/12/31-03/12/31	5/16/2003	75,890.56	76,923.14	(1,032.58)
6,800.00	TRANSOCEAN INC	SHS	86/12/31-03/12/31	5/19/2003	151,891.95	153,405.28	(1,513.33)
2,850.00	TRANSOCEAN INC	SHS	86/12/31-03/12/31	5/20/2003	61,962.08	64,075.05	(2,112.97)
3,800.00	TRANSOCEAN INC	SHS	86/12/31-03/12/31	5/21/2003	86,171.97	85,294.13	877.84
1,900.00	TRANSOCEAN INC	SHS	86/12/31-03/12/31	5/22/2003	44,598.31	42,383.85	2,214.46
1,900.00	TRANSOCEAN INC	SHS	86/12/31-03/12/31	5/23/2003	44,444.23	42,095.45	2,348.78
3,800.00	TRANSOCEAN INC	SHS	86/12/31-03/12/31	5/27/2003	90,183.45	83,402.90	6,780.55
3,500.00	TRANSOCEAN INC	SHS	86/12/31-03/12/31	5/28/2003	80,866.50	75,981.80	4,884.70
7,200.00	TRANSOCEAN INC	SHS	86/12/31-03/12/31	5/29/2003	164,515.88	150,898.21	13,617.67
2,750.00	TRANSOCEAN INC	SHS	86/12/31-03/12/31	5/30/2003	64,008.27	54,192.31	9,815.96
2,650.00	XL CAPITAL LTD	SHS A	86/12/31-03/12/31	12/4/2003	196,039.40	197,533.12	(1,493.72)
2,500.00	XL CAPITAL LTD	SHS A	86/12/31-03/12/31	12/5/2003	184,308.11	188,351.74	(4,043.63)
2,200.00	XL CAPITAL LTD	SHS A	86/12/31-03/12/31	12/8/2003	161,603.11	163,988.90	(2,385.79)
2,300.00	XL CAPITAL LTD	SHS A	86/12/31-03/12/31	12/9/2003	167,700.78	171,281.98	(3,581.20)
3,000.00	XL CAPITAL LTD	SHS A	86/12/31-03/12/31	12/10/2003	218,747.05	223,118.34	(4,371.29)
2,500.00	XL CAPITAL LTD	SHS A	86/12/31-03/12/31	12/11/2003	180,997.02	184,218.42	(3,221.40)
2,250.00	XL CAPITAL LTD	SHS A	86/12/31-03/12/31	12/12/2003	184,022.49	184,522.59	(500.10)
500.00	CARNIVAL CORP	PAIRED 1 COM CARN +1 TR SH BEN	86/12/31-03/12/31	11/14/2003	17,850.66	17,023.50	827.16
3,800.00	CARNIVAL CORP	PAIRED 1 COM CARN +1 TR SH BEN	86/12/31-03/12/31	11/19/2003	129,252.08	123,413.52	5,838.56
4,900.00	CARNIVAL CORP	PAIRED 1 COM CARN +1 TR SH BEN	86/12/31-03/12/31	11/20/2003	166,589.74	152,413.37	14,176.37
3,800.00	CARNIVAL CORP	PAIRED 1 COM CARN +1 TR SH BEN	86/12/31-03/12/31	11/21/2003	129,661.32	103,612.84	26,048.48
3,900.00	CARNIVAL CORP	PAIRED 1 COM CARN +1 TR SH BEN	86/12/31-03/12/31	11/24/2003	133,755.93	105,461.18	28,294.75
3,900.00	CARNIVAL CORP	PAIRED 1 COM CARN +1 TR SH BEN	86/12/31-03/12/31	11/25/2003	134,817.85	105,308.94	29,508.91
3,900.00	CARNIVAL CORP	PAIRED 1 COM CARN +1 TR SH BEN	86/12/31-03/12/31	11/26/2003	136,188.24	104,962.12	31,226.12
7,600.00	AFLAC INC	COM	86/12/31-03/12/31	6/20/2003	237,880.00	234,720.88	3,159.14
10,500.00	ABBOTT LABS	COM NPV	86/12/31-03/12/31	6/20/2003	478,800.00	542,901.65	(64,101.65)
3,900.00	AMERICAN INTL GROUP INC	COM	86/12/31-03/12/31	2/5/2003	198,765.31	312,404.82	(113,639.51)
4,000.00	AMERICAN INTL GROUP INC	COM	86/12/31-03/12/31	2/13/2003	192,090.21	303,497.00	(111,406.79)
200.00	AMERICAN INTL GROUP INC	COM	86/12/31-03/12/31	2/13/2003	9,728.86	16,020.78	(6,291.90)
4,300.00	AMERICAN INTL GROUP INC	COM	86/12/31-03/12/31	3/13/2003	205,106.39	318,073.96	(110,967.57)
7,900.00	AMERICAN INTL GROUP INC	COM	86/12/31-03/12/31	6/20/2003	457,410.00	528,043.64	(70,633.64)
6,900.00	AMERISOURCEBERGEN CORP	COM	86/12/31-03/12/31	6/20/2003	468,510.00	442,922.09	25,587.91
37,000.00	AMGEN INC	COM	86/12/31-03/12/31	6/20/2003	2,362,080.00	1,939,403.85	422,676.15
3,350.00	ANADARKO PETE CORP	COM	86/12/31-03/12/31	6/8/2003	150,100.10	183,007.55	(32,907.45)
9,800.00	ANADARKO PETE CORP	COM	86/12/31-03/12/31	6/20/2003	448,448.00	488,627.48	(40,179.48)
29,400.00	ANHEUSER BUSCH COS INC	COM	86/12/31-03/12/31	6/20/2003	1,540,560.00	1,327,373.46	213,186.54
25,600.00	ANHEUSER BUSCH COS INC	COM	86/12/31-03/12/31	6/20/2003	1,341,440.00	1,029,357.84	312,082.16
4,400.00	AUTOMATIC DATA PROCESSING INC	COM	86/12/31-03/12/31	6/18/2003	155,875.89	243,836.24	(87,960.35)
900.00	AUTOMATIC DATA PROCESSING INC	COM	86/12/31-03/12/31	6/19/2003	31,427.87	49,158.24	(17,730.37)
14,100.00	AUTOMATIC DATA PROCESSING INC	COM	86/12/31-03/12/31	6/20/2003	494,064.00	694,042.04	(199,978.04)
37,000.00	BAKER HUGHES INC	COM	86/12/31-03/12/31	6/20/2003	1,268,510.00	1,242,339.84	26,170.16
2,950.00	BAXTER INTL INC	COM	86/12/31-03/12/31	4/16/2003	56,668.31	157,726.91	(101,058.60)
4,250.00	BAXTER INTL INC	COM	86/12/31-03/12/31	4/17/2003	82,016.47	225,591.01	(143,574.54)
2,800.00	BAXTER INTL INC	COM	86/12/31-03/12/31	5/6/2003	59,529.14	138,975.08	(77,445.92)
2,150.00	BAXTER INTL INC	COM	86/12/31-03/12/31	5/6/2003	49,218.78	113,031.52	(63,812.74)
6,000.00	BAXTER INTL INC	COM	86/12/31-03/12/31	5/7/2003	137,592.74	287,840.80	(150,248.06)
2,150.00	BAXTER INTL INC	COM	86/12/31-03/12/31	5/8/2003	48,850.22	82,775.00	(33,924.78)
3,800.00	BOSTON SCIENTIFIC CORP	COM	86/12/31-03/12/31	6/20/2003	222,084.00	154,323.32	67,760.68
28,000.00	CARDINAL HEALTH INC	COM	86/12/31-03/12/31	6/20/2003	1,825,320.00	1,820,748.30	4,571.70
12,000.00	CISCO SYS INC	COM	86/12/31-03/12/31	3/31/2003	155,685.26	233,987.60	(78,302.34)
114,500.00	CISCO SYS INC	COM	86/12/31-03/12/31	6/20/2003	2,125,921.50	1,701,495.40	424,426.10
15,900.00	CITIGROUP INC	COM	86/12/31-03/12/31	6/20/2003	696,261.00	625,832.03	70,428.97
24,900.00	COCA COLA CO	COM	86/12/31-03/12/31	6/20/2003	1,148,388.00	1,172,342.12	(23,954.12)
23,200.00	COCA COLA ENTERPRISES INC	COM STK	86/12/31-03/12/31	6/20/2003	451,704.00	432,330.26	19,373.74
39,500.00	COLGATE PALMOLIVE CO	COM	86/12/31-03/12/31	6/20/2003	2,365,260.00	2,171,808.22	193,451.78
13,500.00	COSTCO WHSL CORP NEW	COM	86/12/31-03/12/31	6/20/2003	480,870.00	531,599.20	(50,729.20)
2,950.00	DANAHER CORP	COM	86/12/31-03/12/31	6/20/2003	205,113.50	199,081.20	6,032.30
65,700.00	DELL COMPUTER CORP	COM	86/12/31-03/12/31	6/20/2003	2,114,883.00	1,714,619.81	400,263.19
1,000.00	ELECTRONIC ARTS INC	COM	86/12/31-03/12/31	5/12/2003	61,390.12	61,482.50	(92.38)
2,625.00	ELECTRONIC ARTS INC	COM	86/12/31-03/12/31	5/12/2003	161,879.31	155,884.68	6,194.63
14,700.00	ELECTRONIC ARTS INC	COM	86/12/31-03/12/31	6/20/2003	1,089,123.00	786,138.81	302,984.19
1,300.00	FEDERAL NATL MTG ASSN	COM	86/12/31-03/12/31	6/17/2003	93,238.65	104,830.18	(11,591.53)
800.00	FEDERAL NATL MTG ASSN	COM	86/12/31-03/12/31	6/17/2003	56,952.85	64,439.68	(7,486.83)

THE ROCKEFELLER FOUNDATION
EMPLOYEE ID NO 13-1659629
GAIN AND LOSSES ON TAXABLE INVESTMENTS
FOR YEAR 2003

Shares/Par Value	Security Name	Security Description	Date Bought	Date Sold	Proceeds	Cost	Realized Gain/Loss
1,200.00	FEDERAL NATL MTG ASSN	COM	86/12/31-03/12/31	8/17/2003	85,959.77	96,659.52	(10,699.75)
10,100.00	FEDERAL NATL MTG ASSN	COM	86/12/31-03/12/31	8/20/2003	716,090.00	887,563.95	28,526.05
24,900.00	FEDERAL NATL MTG ASSN	COM	86/12/31-03/12/31	8/20/2003	1,765,410.00	1,881,865.30	(116,275.30)
18,800.00	FRANKLIN RES INC	COM	86/12/31-03/12/31	6/20/2003	741,660.00	712,330.75	29,329.25
3,100.00	GENENTECH INC	COM	86/12/31-03/12/31	1/22/2003	121,480.06	225,820.25	(104,340.19)
1,600.00	GENENTECH INC	COM	86/12/31-03/12/31	1/22/2003	63,126.09	128,448.00	(65,321.91)
2,450.00	GENENTECH INC	COM	86/12/31-03/12/31	5/21/2003	135,838.29	139,309.34	(3,471.05)
250.00	GENENTECH INC	COM	86/12/31-03/12/31	5/21/2003	13,879.34	16,680.63	(2,801.29)
8,000.00	GENENTECH INC	COM	86/12/31-03/12/31	6/20/2003	592,560.00	319,183.20	273,376.80
4,500.00	GENERAL DYNAMICS CORP	COM	86/12/31-03/12/31	3/19/2003	264,173.99	364,117.81	(99,943.82)
2,250.00	GENERAL DYNAMICS CORP	COM	86/12/31-03/12/31	3/21/2003	127,655.97	171,314.42	(43,658.45)
600.00	GENERAL DYNAMICS CORP	COM	86/12/31-03/12/31	3/21/2003	33,795.48	48,165.90	(14,370.42)
4,450.00	GENERAL DYNAMICS CORP	COM	86/12/31-03/12/31	4/15/2003	247,908.12	335,785.43	(87,877.31)
41,100.00	GENERAL ELEC CO	COM	86/12/31-03/12/31	6/20/2003	1,227,246.00	2,034,231.65	(806,985.65)
126,400.00	GENERAL ELEC CO	COM	86/12/31-03/12/31	6/20/2003	3,774,304.00	4,883,107.65	(1,108,803.65)
5,600.00	GILLETTE CO	COM	86/12/31-03/12/31	1/17/2003	179,703.82	198,110.64	(18,407.02)
13,400.00	GILLETTE CO	COM	86/12/31-03/12/31	6/20/2003	432,284.00	465,656.16	(33,372.16)
10,900.00	HARLEY DAVIDSON INC	COM	86/12/31-03/12/31	6/20/2003	453,331.00	477,238.60	(23,907.60)
9,500.00	HARTFORD FINANCIAL SVCS GRP	COM	86/12/31-03/12/31	6/20/2003	480,890.00	433,075.36	47,814.64
2,800.00	HOME DEPOT INC	COM	86/12/31-03/12/31	3/3/2003	64,875.72	124,129.60	(59,253.88)
2,300.00	HOME DEPOT INC	COM	86/12/31-03/12/31	3/3/2003	53,008.34	101,963.60	(48,955.26)
6,100.00	HOME DEPOT INC	COM	86/12/31-03/12/31	3/4/2003	136,364.43	259,949.02	(123,584.59)
29,300.00	HOME DEPOT INC	COM	86/12/31-03/12/31	6/20/2003	964,556.00	1,044,233.73	(79,677.73)
2,700.00	IDEC PHARMACEUTICALS CORP	COM	86/12/31-03/12/31	4/28/2003	89,342.86	161,827.45	(72,484.59)
900.00	IDEC PHARMACEUTICALS CORP	COM	86/12/31-03/12/31	5/5/2003	31,927.26	51,402.82	(19,475.56)
3,000.00	IDEC PHARMACEUTICALS CORP	COM	86/12/31-03/12/31	5/5/2003	104,726.29	165,002.40	(60,276.11)
132,000.00	INTEL CORP	COM	86/12/31-03/12/31	6/20/2003	2,790,480.00	4,102,641.20	(1,312,161.20)
10,500.00	INTERNATIONAL BUSINESS MACHS	COM	86/12/31-03/12/31	6/20/2003	889,035.00	971,322.48	(82,287.48)
3,500.00	JOHNSON + JOHNSON	COM	86/12/31-03/12/31	4/1/2003	204,175.18	204,210.75	(35.57)
64,000.00	JOHNSON + JOHNSON	COM	86/12/31-03/12/31	6/20/2003	3,482,240.00	3,245,966.75	236,273.25
6,100.00	KOHL'S CORP	COM	86/12/31-03/12/31	6/20/2003	305,000.00	408,204.61	(103,204.61)
2,500.00	KRAFT FOODS INC	CL A	86/12/31-03/12/31	3/13/2003	71,129.85	94,204.75	(23,074.90)
6,200.00	KRAFT FOODS INC	CL A	86/12/31-03/12/31	3/14/2003	177,600.46	215,634.49	(38,034.03)
500.00	KRAFT FOODS INC	CL A	86/12/31-03/12/31	4/14/2003	14,480.57	16,840.00	(2,359.43)
2,100.00	KRAFT FOODS INC	CL A	86/12/31-03/12/31	4/14/2003	61,306.41	71,171.43	(9,865.02)
1,600.00	KRAFT FOODS INC	CL A	86/12/31-03/12/31	4/15/2003	46,070.00	53,704.98	(7,634.98)
1,300.00	KRAFT FOODS INC	CL A	86/12/31-03/12/31	4/15/2003	37,796.89	43,781.12	(5,984.23)
1,800.00	KRAFT FOODS INC	CL A	86/12/31-03/12/31	4/16/2003	55,853.01	63,773.49	(7,920.48)
3,300.00	KRAFT FOODS INC	CL A	86/12/31-03/12/31	5/23/2003	109,173.40	110,467.97	(1,294.57)
3,500.00	KRAFT FOODS INC	CL A	86/12/31-03/12/31	5/27/2003	113,528.37	116,744.25	(3,215.88)
2,200.00	KRAFT FOODS INC	CL A	86/12/31-03/12/31	5/30/2003	71,234.42	73,134.58	(1,900.16)
5,600.00	KRAFT FOODS INC	CL A	86/12/31-03/12/31	6/2/2003	191,086.14	194,265.77	(3,179.63)
17,200.00	LOCKHEED MARTIN CORP	COM	86/12/31-03/12/31	6/20/2003	845,552.00	860,324.28	(14,772.28)
14,400.00	LOWES COS INC	USD0 50	86/12/31-03/12/31	6/20/2003	644,400.00	580,479.83	63,920.17
2,800.00	MARSH + MCLENNAN COS INC	COM	86/12/31-03/12/31	4/22/2003	121,312.91	152,035.57	(30,722.66)
1,500.00	MARSH + MCLENNAN COS INC	COM	86/12/31-03/12/31	4/23/2003	71,311.30	85,770.23	(14,458.93)
16,000.00	MARSH + MCLENNAN COS INC	COM	86/12/31-03/12/31	6/20/2003	836,800.00	777,265.42	59,534.58
19,050.00	MATTEL INC	COM	86/12/31-03/12/31	6/20/2003	394,906.50	347,321.78	47,584.72
25,100.00	MAXIM INTEGRATED PRODS INC	COM	86/12/31-03/12/31	6/20/2003	897,827.00	1,254,888.23	(357,061.23)
2,500.00	MEDIMMUNE INC	COM	86/12/31-03/12/31	1/22/2003	75,511.47	121,562.45	(46,050.98)
1,200.00	MEDIMMUNE INC	COM	86/12/31-03/12/31	1/22/2003	36,438.48	58,513.08	(22,074.60)
500.00	MEDIMMUNE INC	COM	86/12/31-03/12/31	1/23/2003	15,044.14	24,159.65	(9,115.51)
500.00	MEDIMMUNE INC	COM	86/12/31-03/12/31	1/28/2003	14,337.96	24,159.65	(9,821.69)
3,200.00	MEDIMMUNE INC	COM	86/12/31-03/12/31	1/28/2003	91,997.22	127,599.98	(35,602.76)
1,200.00	MEDIMMUNE INC	COM	86/12/31-03/12/31	1/29/2003	33,546.54	35,885.04	(2,338.50)
600.00	MEDIMMUNE INC	COM	86/12/31-03/12/31	1/29/2003	22,461.96	23,923.36	(1,461.40)
1,700.00	MEDIMMUNE INC	COM	86/12/31-03/12/31	1/30/2003	50,839.51	43,031.03	7,808.48
4,000.00	MEDIMMUNE INC	COM	86/12/31-03/12/31	1/30/2003	120,549.56	108,621.30	11,928.26
34,000.00	MEDTRONIC INC	COM	86/12/31-03/12/31	6/20/2003	1,657,500.00	1,483,449.83	174,050.17
37,500.00	MERCK + CO INC	COM	86/12/31-03/12/31	6/20/2003	2,336,250.00	2,124,067.98	212,182.02
9,400.00	MERRILL LYNCH + CO INC	COM	86/12/31-03/12/31	6/20/2003	434,656.00	310,234.90	124,421.10
237,000.00	MICROSOFT CORP	COM	86/12/31-03/12/31	6/20/2003	6,166,740.00	6,901,244.58	(734,504.58)
12,800.00	NIKE INC	CL B	86/12/31-03/12/31	6/20/2003	709,632.00	578,820.21	130,811.79
5,300.00	ORACLE CORP	COM	86/12/31-03/12/31	3/6/2003	58,991.88	150,387.50	(91,395.62)
3,300.00	ORACLE CORP	COM	86/12/31-03/12/31	3/7/2003	36,740.43	93,637.50	(56,897.07)
700.00	ORACLE CORP	COM	86/12/31-03/12/31	3/10/2003	7,618.98	19,862.50	(12,243.52)
1,350.00	ORACLE CORP	COM	86/12/31-03/12/31	3/12/2003	14,744.82	38,306.25	(23,561.43)
5,300.00	ORACLE CORP	COM	86/12/31-03/12/31	3/13/2003	61,354.65	116,932.97	(55,578.32)
1,550.00	ORACLE CORP	COM	86/12/31-03/12/31	3/14/2003	18,409.25	30,853.53	(12,444.28)
64,000.00	ORACLE CORP	COM	86/12/31-03/12/31	6/20/2003	853,120.00	922,855.26	(69,735.26)
16,900.00	PEOPLESOFT INC	COM	86/12/31-03/12/31	6/2/2003	257,854.86	276,812.53	(18,957.67)
10,000.00	PEOPLESOFT INC	COM	86/12/31-03/12/31	6/2/2003	154,907.73	204,561.82	(49,654.09)
28,300.00	PEPSICO INC	COM	86/12/31-03/12/31	6/20/2003	1,262,463.00	1,285,960.90	(23,497.90)
36,700.00	PEPSICO INC	COM	86/12/31-03/12/31	6/20/2003	1,637,187.00	1,549,082.53	88,104.47
6,500.00	PFIZER INC	COM	86/12/31-03/12/31	1/22/2003	200,500.10	278,281.25	(77,781.15)
6,500.00	PFIZER INC	COM	86/12/31-03/12/31	2/10/2003	191,163.78	278,281.25	(87,117.47)
8,000.00	PFIZER INC	COM	86/12/31-03/12/31	3/5/2003	232,923.37	342,500.00	(109,576.63)
5,500.00	PFIZER INC	COM	86/12/31-03/12/31	3/21/2003	174,248.29	235,468.75	(61,220.46)
6,500.00	PFIZER INC	COM	86/12/31-03/12/31	3/25/2003	205,591.11	278,281.25	(72,690.14)
8,100.00	PFIZER INC	COM	86/12/31-03/12/31	4/15/2003	260,895.25	348,781.25	(87,886.00)
5,700.00	PFIZER INC	COM	86/12/31-03/12/31	4/15/2003	183,690.98	244,031.25	(60,340.27)
1,200.00	PFIZER INC	COM	86/12/31-03/12/31	4/15/2003	38,710.42	51,375.00	(12,664.58)
213,400.00	PFIZER INC	COM	86/12/31-03/12/31	6/20/2003	7,597,040.00	7,702,426.62	(105,386.62)
26,300.00	PFIZER INC	COM	86/12/31-03/12/31	6/20/2003	936,280.00	1,104,664.20	(168,384.20)
65,500.00	PHARMACIA CORP	COM	86/12/31-03/12/31	4/16/2003	3,214,070.62	3,214,070.62	-

THE ROCKEFELLER FOUNDATION
EMPLOYEE ID NO 13-1659629
GAIN AND LOSSES ON TAXABLE INVESTMENTS
FOR YEAR 2003

Shares/Par Value	Security Name	Security Description	Date Bought	Date Sold	Proceeds	Cost	Realized Gain/Loss
12,000 00	PROCTER + GAMBLE CO	COM	86/12/31-03/12/31	6/20/2003	1,084,920 00	1,089,542 97	(4,622 97)
7,800 00	PROCTER + GAMBLE CO	COM	88/12/31-03/12/31	6/20/2003	705,198 00	661,884 26	43,313 74
4,600 00	QUALCOMM INC	COM	86/12/31-03/12/31	1/18/2003	178,435 04	266,809 94	(90,174 90)
3,300 00	QUALCOMM INC	COM	86/12/31-03/12/31	1/29/2003	124,906 18	183,060 24	(58,154 06)
16,800 00	QUALCOMM INC	COM	86/12/31-03/12/31	6/20/2003	619,584 00	576,788 09	42,795 91
6,200 00	SCHERING PLOUGH CORP	COM	86/12/31-03/12/31	1/21/2003	133,728 86	228,693 40	(94,964 54)
4,300 00	SCHERING PLOUGH CORP	COM	86/12/31-03/12/31	1/22/2003	90,919 46	151,705 29	(60,785 83)
1,700 00	SCHERING PLOUGH CORP	COM	88/12/31-03/12/31	3/7/2003	27,716 64	59,976 51	(32,259 87)
5,500 00	SCHERING PLOUGH CORP	COM	86/12/31-03/12/31	3/10/2003	87,248 26	191,623 75	(104,375 49)
7,100 00	SCHERING PLOUGH CORP	COM	86/12/31-03/12/31	3/10/2003	112,548 64	204,015 83	(91,467 19)
4,100 00	SCHERING PLOUGH CORP	COM	88/12/31-03/12/31	3/11/2003	65,240 10	100,879 88	(35,639 58)
8,000 00	SCHERING PLOUGH CORP	COM	86/12/31-03/12/31	3/18/2003	99,114 00	139,685 82	(40,551 82)
4,400 00	SCHERING PLOUGH CORP	COM	88/12/31-03/12/31	3/18/2003	72,553 36	108,510 80	(33,957 44)
13,700 00	SCHERING PLOUGH CORP	COM	88/12/31-03/12/31	3/19/2003	238,983 66	299,434 78	(62,451 12)
39,500 00	STARBUCKS CORP	COM	86/12/31-03/12/31	6/20/2003	955,505 00	886,675 69	68,829 31
7,950 00	STRYKER CORP	COM	86/12/31-03/12/31	6/20/2003	552,525 00	510,404 86	42,120 14
24,300 00	SYS CO CORP	COM	86/12/31-03/12/31	6/20/2003	738,963 00	615,337 94	123,625 06
7,800 00	3M CO	COM	86/12/31-03/12/31	6/20/2003	998,716 00	906,903 40	91,812 60
13,900 00	UNITED PARCEL SVC INC	CL B	86/12/31-03/12/31	6/20/2003	885,430 00	743,649 75	141,780 25
21,100 00	UNITED TECHNOLOGIES CORP	COM	86/12/31-03/12/31	6/20/2003	1,517,090 00	1,362,553 28	154,536 72
31,500 00	VERITAS SOFTWARE CORP	COM	86/12/31-03/12/31	6/20/2003	910,350 00	1,384,468 45	(474,118 45)
28,200 00	VIACOM INC	CL B	86/12/31-03/12/31	6/20/2003	1,178,214 00	1,188,816 81	(20,602 81)
29,000 00	WAL MART STORES INC	COM	86/12/31-03/12/31	6/20/2003	1,580,210 00	1,351,009 75	229,200 25
32,500 00	WAL MART STORES INC	COM	86/12/31-03/12/31	6/20/2003	1,770,925 00	1,631,879 89	139,045 11
51,000 00	WALGREEN CO	COM	86/12/31-03/12/31	6/20/2003	1,840,160 00	1,923,184 08	(83,024 08)
11,400 00	WELLPOINT HEALTH NETWORKS INC	COM	86/12/31-03/12/31	6/20/2003	980,858 00	829,636 18	151,221 82
7,500 00	WYETH	COM	86/12/31-03/12/31	4/23/2003	300,049 88	443,251 25	(143,201 57)
4,500 00	WYETH	COM	86/12/31-03/12/31	4/23/2003	180,917 62	274,882 35	(93,964 73)
2,200 00	WYETH	COM	86/12/31-03/12/31	5/27/2003	91,353 35	129,194 74	(37,841 39)
1,050 00	WYETH	COM	86/12/31-03/12/31	5/27/2003	43,901 27	61,524 02	(17,622 75)
1,450 00	WYETH	COM	86/12/31-03/12/31	6/18/2003	71,026 08	84,774 13	(13,748 05)
2,900 00	WYETH	COM	86/12/31-03/12/31	6/18/2003	140,205 82	169,230 57	(29,024 75)
4,400 00	WYETH	COM	86/12/31-03/12/31	6/19/2003	213,462 59	254,635 86	(41,173 27)
12,700 00	WYETH	COM	86/12/31-03/12/31	6/20/2003	607,822 00	731,264 36	(123,442 36)
50,600 00	WYETH	COM	86/12/31-03/12/31	6/20/2003	2,431,288 00	2,140,525 23	290,762 77
34,500 00	ACCENTURE LTD BERMUDA	SHS A	86/12/31-03/12/31	6/20/2003	615,825 00	796,785 35	(180,960 35)
11,300 00	NOBLE CORPORATION	SHS	86/12/31-03/12/31	6/20/2003	392,562 00	473,596 35	(81,034 35)
7,900 00	AFLAC INC	COM	86/12/31-03/12/31	8/25/2003	253,759 02	254,884 18	(1,125 16)
17,000 00	AFLAC INC	COM	86/12/31-03/12/31	8/28/2003	535,145 11	525,330 69	9,814 42
9,400 00	AMAZON COM INC	COM	86/12/31-03/12/31	8/25/2003	424,432 41	291,229 81	133,202 60
16,100 00	AMAZON COM INC	COM	86/12/31-03/12/31	12/18/2003	791,880 72	490,030 31	301,850 41
15,000 00	AMAZON COM INC	COM	86/12/31-03/12/31	12/18/2003	728,215 88	439,105 75	289,110 13
27,800 00	AMGEN INC	COM	86/12/31-03/12/31	3/13/2003	1,542,447 67	1,820,224 46	(277,776 79)
9,800 00	AMGEN INC	COM	86/12/31-03/12/31	9/18/2003	877,044 41	841,681 86	35,362 55
4,800 00	AMGEN INC	COM	86/12/31-03/12/31	9/22/2003	328,220 14	314,283 36	13,936 78
19,300 00	APPLIED MATERIALS INC	COM	86/12/31-03/12/31	9/16/2003	409,492 06	453,087 12	(43,595 06)
110 00	BIOGEN INC	COM	86/12/31-03/12/31	3/11/2003	3,586 92	6,239 60	(2,652 68)
935 00	BIOGEN INC	COM	86/12/31-03/12/31	3/12/2003	30,117 59	53,036 57	(22,918 98)
1,430 00	BIOGEN INC	COM	86/12/31-03/12/31	3/13/2003	48,938 47	81,114 75	(34,176 28)
195 00	BIOGEN INC	COM	86/12/31-03/12/31	3/14/2003	6,265 55	11,081 10	(4,795 55)
2,475 00	BIOGEN INC	COM	86/12/31-03/12/31	3/14/2003	77,532 73	140,390 91	(62,858 18)
1,380 00	BIOGEN INC	COM	86/12/31-03/12/31	3/14/2003	45,132 50	78,276 57	(33,144 07)
2,380 00	BIOGEN INC	COM	86/12/31-03/12/31	3/17/2003	76,089 39	135,002 17	(58,912 78)
395 00	BIOGEN INC	COM	86/12/31-03/12/31	3/18/2003	12,628 75	22,405 82	(9,777 07)
2,450 00	BIOGEN INC	COM	86/12/31-03/12/31	3/24/2003	78,284 83	138,972 82	(60,687 99)
4,140 00	BIOGEN INC	COM	86/12/31-03/12/31	3/24/2003	130,734 59	234,835 70	(104,101 11)
1,785 00	BIOGEN INC	COM	86/12/31-03/12/31	3/24/2003	54,776 87	101,251 63	(46,474 76)
7,595 00	BIOGEN INC	COM	86/12/31-03/12/31	3/25/2003	235,995 75	430,815 74	(194,819 99)
3,130 00	BIOGEN INC	COM	86/12/31-03/12/31	3/26/2003	96,092 64	177,544 87	(81,452 23)
4,005 00	BIOGEN INC	COM	86/12/31-03/12/31	3/27/2003	122,234 72	227,178 02	(104,943 30)
6,305 00	BIOGEN INC	COM	86/12/31-03/12/31	3/28/2003	187,328 91	357,642 29	(170,313 38)
2,255 00	BIOGEN INC	COM	86/12/31-03/12/31	3/31/2003	67,801 62	127,911 72	(60,110 10)
2,215 00	BIOGEN INC	COM	86/12/31-03/12/31	4/1/2003	67,186 22	124,903 34	(57,717 12)
8,035 00	BIOGEN INC	COM	86/12/31-03/12/31	4/2/2003	272,375 34	447,036 88	(174,661 52)
3,585 00	BIOGEN INC	COM	86/12/31-03/12/31	4/3/2003	121,992 55	199,455 78	(77,463 23)
19,100 00	CISCO SYS INC	COM	86/12/31-03/12/31	9/16/2003	401,562 49	1,015,222 30	(613,659 81)
3,600 00	CISCO SYS INC	COM	86/12/31-03/12/31	12/16/2003	85,495 99	191,350 80	(105,854 81)
13,600 00	CISCO SYS INC	COM	86/12/31-03/12/31	12/18/2003	326,112 70	722,880 80	(396,768 10)
5,055 00	DELL COMPUTER CORP	COM	86/12/31-03/12/31	1/16/2003	128,631 88	128,313 47	318 41
3,795 00	DELL COMPUTER CORP	COM	86/12/31-03/12/31	1/17/2003	93,785 66	97,081 03	(3,295 37)
1,050 00	DELL COMPUTER CORP	COM	86/12/31-03/12/31	1/21/2003	26,297 50	26,860 37	(562 87)
16,635 00	DELL INC	COM	86/12/31-03/12/31	8/4/2003	548,824 47	448,476 27	100,348 20
11,265 00	DELL INC	COM	86/12/31-03/12/31	8/5/2003	368,725 59	303,702 15	65,023 44
17,600 00	DELL INC	COM	86/12/31-03/12/31	9/18/2003	600,110 76	452,574 33	147,536 43
21,000 00	EBAY INC	COM	86/12/31-03/12/31	9/16/2003	1,134,503 37	993,800 87	140,702 50
13,500 00	EBAY INC	COM	86/12/31-03/12/31	12/16/2003	772,501 31	533,655 00	238,846 31
1,050 00	GENENTECH INC	COM	86/12/31-03/12/31	5/8/2003	37,587 18	81,447 55	(43,860 37)
2,930 00	GENENTECH INC	COM	86/12/31-03/12/31	5/9/2003	108,455 60	227,277 46	(118,821 86)
1,120 00	GENENTECH INC	COM	86/12/31-03/12/31	5/12/2003	41,059 40	86,877 39	(45,817 99)
16,455 00	GENENTECH INC	COM	86/12/31-03/12/31	8/4/2003	1,287,239 04	1,276,399 55	10,839 49
6,775 00	GENENTECH INC	COM	86/12/31-03/12/31	8/5/2003	515,276 26	525,530 65	(10,254 39)
2,475 00	GENENTECH INC	COM	86/12/31-03/12/31	8/11/2003	187,401 69	191,983 52	(4,581 83)
1,895 00	GENENTECH INC	COM	86/12/31-03/12/31	8/12/2003	144,797 74	148,993 44	(4,195 70)
11,200 00	GENENTECH INC	COM	86/12/31-03/12/31	9/16/2003	626,758 84	668,773 62	(42,014 78)
10,800 00	GENENTECH INC	COM	86/12/31-03/12/31	12/16/2003	957,460 48	837,746 29	119,714 19

THE ROCKEFELLER FOUNDATION
EMPLOYEE ID NO 13-1859629
GAIN AND LOSSES ON TAXABLE INVESTMENTS
FOR YEAR 2003

Shares/Par Value	Security Name	Security Description	Date Bought	Date Sold	Proceeds	Cost	Realized Gain/Loss
5,100 00	HOMER DEPOT INC	COM	86/12/31-03/12/31	1/7/2003	109,708 90	202,331 79	(92,622 89)
5,070 00	HOMER DEPOT INC	COM	86/12/31-03/12/31	1/7/2003	109,063 55	201 141 60	(92,078 05)
6,895 00	HOMER DEPOT INC	COM	86/12/31-03/12/31	1/8/2003	147,556 81	273,544 65	(125,987 84)
6,895 00	HOMER DEPOT INC	COM	86/12/31-03/12/31	1/8/2003	147,556 81	270,632 70	(123,075 89)
6,810 00	HOMER DEPOT INC	COM	86/12/31-03/12/31	1/9/2003	145,664 22	270,079 33	(124,415 11)
6,820 00	HOMER DEPOT INC	COM	86/12/31-03/12/31	1/9/2003	145,878 12	269,548 03	(123,669 91)
885 00	HOMER DEPOT INC	COM	86/12/31-03/12/31	1/10/2003	19,279 40	34,435 35	(15,155 95)
885 00	HOMER DEPOT INC	COM	86/12/31-03/12/31	1/10/2003	19,279 40	34,435 35	(15,155 95)
1,710 00	HOMER DEPOT INC	COM	86/12/31-03/12/31	1/13/2003	37,405 63	68,536 10	(29,130 47)
1,710 00	HOMER DEPOT INC	COM	86/12/31-03/12/31	1/13/2003	37,405 63	66,536 10	(29,130 47)
1,540 00	HOMER DEPOT INC	COM	86/12/31-03/12/31	1/14/2003	33,978 15	59,921 40	(25,943 25)
1,545 00	HOMER DEPOT INC	COM	86/12/31-03/12/31	1/14/2003	34,088 47	60,115 95	(26,027 48)
455 00	HOMER DEPOT INC	COM	86/12/31-03/12/31	1/15/2003	9,989 49	17,704 05	(7,714 56)
455 00	HOMER DEPOT INC	COM	86/12/31-03/12/31	1/15/2003	9,989 49	17,704 05	(7,714 56)
385 00	HOMER DEPOT INC	COM	86/12/31-03/12/31	1/16/2003	8,499 31	14,980 35	(6,481 04)
385 00	HOMER DEPOT INC	COM	86/12/31-03/12/31	1/16/2003	8,499 31	14,980 35	(6,481 04)
15,300 00	INTEL CORP	COM	86/12/31-03/12/31	9/16/2003	434,710 77	641,203 11	(206,492 34)
6,200 00	JANUS CAP GROUP INC	COM	86/12/31-03/12/31	1/2/2003	81,732 75	271,433 52	(189,700 77)
6,205 00	JANUS CAP GROUP INC	COM	86/12/31-03/12/31	1/2/2003	81,798 66	271,652 42	(189,853 76)
1,545 00	JANUS CAP GROUP INC	COM	86/12/31-03/12/31	1/3/2003	20,430 61	67,639 48	(47,208 87)
1,530 00	JANUS CAP GROUP INC	COM	86/12/31-03/12/31	1/3/2003	20,232 25	66,982 79	(46,750 54)
9,225 00	JANUS CAP GROUP INC	COM	86/12/31-03/12/31	1/6/2003	128,433 95	403,866 81	(275,432 86)
9,240 00	JANUS CAP GROUP INC	COM	86/12/31-03/12/31	1/6/2003	128,642 78	404,523 50	(275,880 72)
210 00	JANUS CAP GROUP INC	COM	86/12/31-03/12/31	1/7/2003	2,914 48	9,193 72	(6,279 24)
210 00	JANUS CAP GROUP INC	COM	86/12/31-03/12/31	1/7/2003	2,914 48	9,193 72	(6,279 24)
400 00	JANUS CAP GROUP INC	COM	86/12/31-03/12/31	1/8/2003	5,459 83	17,511 84	(12,052 01)
300 00	JANUS CAP GROUP INC	COM	86/12/31-03/12/31	1/8/2003	4,094 87	13,133 88	(9,039 01)
47,200 00	JANUS CAP GROUP INC	COM	86/12/31-03/12/31	1/9/2003	655,012 37	2,005,208 74	(1,350,196 37)
720 00	JANUS CAP GROUP INC	COM	86/12/31-03/12/31	1/9/2003	10,067 45	17,645 90	(7,578 45)
720 00	JANUS CAP GROUP INC	COM	86/12/31-03/12/31	1/9/2003	10,067 45	17,645 90	(7,578 45)
1,170 00	JANUS CAP GROUP INC	COM	86/12/31-03/12/31	1/10/2003	16,355 75	28,674 59	(12,318 84)
1,190 00	JANUS CAP GROUP INC	COM	86/12/31-03/12/31	1/10/2003	16,635 33	29,164 76	(12,529 43)
1,110 00	JANUS CAP GROUP INC	COM	86/12/31-03/12/31	1/13/2003	16,038 68	27,204 10	(11,165 42)
1,110 00	JANUS CAP GROUP INC	COM	86/12/31-03/12/31	1/13/2003	16,038 68	27,204 10	(11,165 42)
745 00	JANUS CAP GROUP INC	COM	86/12/31-03/12/31	1/21/2003	9,792 43	18,258 61	(8,466 18)
745 00	JANUS CAP GROUP INC	COM	86/12/31-03/12/31	1/21/2003	9,792 43	18,258 61	(8,466 18)
695 00	JANUS CAP GROUP INC	COM	86/12/31-03/12/31	1/22/2003	8,878 22	17,033 20	(8,154 98)
695 00	JANUS CAP GROUP INC	COM	86/12/31-03/12/31	1/22/2003	8,878 22	17,033 20	(8,154 98)
750 00	JANUS CAP GROUP INC	COM	86/12/31-03/12/31	1/23/2003	9,568 51	17,992 50	(8,423 99)
750 00	JANUS CAP GROUP INC	COM	86/12/31-03/12/31	1/23/2003	9,568 51	18,381 15	(8,812 64)
8,760 00	JANUS CAP GROUP INC	COM	86/12/31-03/12/31	1/24/2003	109,055 20	211,846 92	(102,791 72)
8,760 00	JANUS CAP GROUP INC	COM	86/12/31-03/12/31	1/24/2003	109,055 20	210,152 40	(101,097 20)
4,460 00	JUNIPER NETWORKS INC	COM	86/12/31-03/12/31	1/6/2003	34,719 15	272,060 81	(237,341 46)
1,345 00	JUNIPER NETWORKS INC	COM	86/12/31-03/12/31	1/7/2003	11,414 67	73,386 56	(61,971 89)
8,200 00	LILLY ELI + CO	COM	86/12/31-03/12/31	9/16/2003	498,134 87	643,210 98	(145,076 11)
6,200 00	LILLY ELI + CO	COM	86/12/31-03/12/31	12/16/2003	450,084 05	480,893 08	(30,809 03)
15,500 00	MAXIM INTEGRATED PRODS INC	COM	86/12/31-03/12/31	8/25/2003	671,175 91	1,053,031 25	(381,855 34)
3,400 00	MAXIM INTEGRATED PRODS INC	COM	86/12/31-03/12/31	9/18/2003	144,707 08	230,621 98	(85,914 90)
3,600 00	MAXIM INTEGRATED PRODS INC	COM	86/12/31-03/12/31	9/22/2003	150,364 95	244,028 72	(93,663 77)
12,900 00	MAXIM INTEGRATED PRODS INC	COM	86/12/31-03/12/31	12/18/2003	619,189 70	874,429 08	(255,239 38)
15,100 00	MEDIMMUNE INC	COM	86/12/31-03/12/31	9/16/2003	559,380 47	594,079 45	(34,698 98)
20,800 00	MEDIMMUNE INC	COM	86/12/31-03/12/31	12/18/2003	535,038 27	777,242 31	(242,204 04)
7,310 00	MICROSOFT CORP	COM	86/12/31-03/12/31	1/16/2003	404,444 99	509,316 21	(104,871 22)
1,990 00	MICROSOFT CORP	COM	86/12/31-03/12/31	1/17/2003	104,551 84	138,651 08	(34,099 42)
14,335 00	MICROSOFT CORP	COM	86/12/31-03/12/31	5/9/2003	377,441 49	499,387 68	(121,946 19)
13,835 00	MICROSOFT CORP	COM	86/12/31-03/12/31	5/16/2003	355,232 94	481,969 20	(126,736 26)
6,910 00	MICROSOFT CORP	COM	86/12/31-03/12/31	5/19/2003	172,033 66	240,723 32	(68,689 66)
10,880 00	MICROSOFT CORP	COM	86/12/31-03/12/31	7/8/2003	294,720 00	372,058 63	(77,338 63)
15,180 00	MICROSOFT CORP	COM	86/12/31-03/12/31	7/8/2003	415,300 77	528,075 48	(112,774 71)
3,750 00	MICROSOFT CORP	COM	86/12/31-03/12/31	7/9/2003	103,099 91	129,023 44	(25,923 53)
7,750 00	MICROSOFT CORP	COM	86/12/31-03/12/31	7/9/2003	213,575 33	248,684 60	(35,109 27)
3,240 00	MICROSOFT CORP	COM	86/12/31-03/12/31	7/11/2003	88,121 27	101,194 92	(13,073 65)
11,400 00	MICROSOFT CORP	COM	86/12/31-03/12/31	9/16/2003	324,370 66	351,032 36	(26,661 70)
23,800 00	NETWORK APPLIANCE INC	COM	86/12/31-03/12/31	8/25/2003	499,201 56	1,817,486 60	(1,318,285 04)
11,700 00	NETWORK APPLIANCE INC	COM	86/12/31-03/12/31	8/29/2003	257,421 85	785,669 34	(528,247 49)
7,500 00	NETWORK APPLIANCE INC	COM	86/12/31-03/12/31	9/16/2003	163,443 58	472,668 59	(309,225 01)
1,880 00	NETWORK APPLIANCE INC	COM	86/12/31-03/12/31	11/25/2003	43 189 54	113,084 44	(69,914 90)
835 00	NETWORK APPLIANCE INC	COM	86/12/31-03/12/31	11/26/2003	19,241 67	50,226 34	(30,984 67)
1,785 00	NETWORK APPLIANCE INC	COM	86/12/31-03/12/31	11/28/2003	41,129 83	91,767 03	(50,637 20)
2,535 00	NETWORK APPLIANCE INC	COM	86/12/31-03/12/31	12/1/2003	58,963 10	103,041 41	(44,078 31)
410 00	NETWORK APPLIANCE INC	COM	86/12/31-03/12/31	12/2/2003	9,514 46	16,665 46	(7,151 02)
4,650 00	PAYCHEX INC	COM	86/12/31-03/12/31	1/16/2003	128,640 79	268,501 23	(141,860 44)
1,790 00	PAYCHEX INC	COM	86/12/31-03/12/31	1/17/2003	48,014 05	103,358 54	(55,344 49)
2,395 00	PAYCHEX INC	COM	86/12/31-03/12/31	1/21/2003	82,555 99	136,610 81	(54,054 82)
6,610 00	PAYCHEX INC	COM	86/12/31-03/12/31	1/22/2003	168,376 08	374,876 90	(206,500 82)
3,760 00	PAYCHEX INC	COM	86/12/31-03/12/31	1/23/2003	95,384 56	213,243 14	(117,858 58)
2,965 00	PAYCHEX INC	COM	86/12/31-03/12/31	1/24/2003	73,796 07	169,857 23	(96,061 16)
1,130 00	PAYCHEX INC	COM	86/12/31-03/12/31	1/28/2003	29,049 73	64,086 37	(35,036 64)
1,245 00	PAYCHEX INC	COM	86/12/31-03/12/31	1/29/2003	32 035 74	70,808 43	(38 572 69)
345 00	PAYCHEX INC	COM	86/12/31-03/12/31	1/31/2003	8,866 82	19,566 19	(10,699 37)
865 00	PAYCHEX INC	COM	86/12/31-03/12/31	2/3/2003	22,287 52	49,057 26	(26 769 74)
60 00	PAYCHEX INC	COM	86/12/31-03/12/31	2/11/2003	1,520 95	3 402 82	(1,881 87)
380 00	PAYCHEX INC	COM	86/12/31-03/12/31	2/12/2003	9,632 70	21,551 17	(11,918 47)
3,885 00	PAYCHEX INC	COM	86/12/31-03/12/31	2/18/2003	99,441 35	220,332 33	(120,890 98)
390 00	PAYCHEX INC	COM	86/12/31-03/12/31	2/19/2003	10,022 61	22 118 30	(12,095 69)

THE ROCKEFELLER FOUNDATION
EMPLOYEE ID NO 13-1858629
GAIN AND LOSSES ON TAXABLE INVESTMENTS
FOR YEAR 2003

Shares/Par Value	Security Name	Security Description	Date Bought	Date Sold	Proceeds	Cost	Realized Gain/Loss
1,280.00	PAYCHEX INC	COM	86/12/31-03/12/31	2/21/2003	33,194.25	72,593.41	(39,399.16)
2,765.00	PAYCHEX INC	COM	86/12/31-03/12/31	2/28/2003	72,141.09	156,813.10	(84,672.01)
3,685.00	PAYCHEX INC	COM	86/12/31-03/12/31	3/3/2003	97,194.09	208,989.82	(111,795.53)
245.00	PAYCHEX INC	COM	86/12/31-03/12/31	3/4/2003	6,481.11	13,894.83	(7,413.72)
1,535.00	PAYCHEX INC	COM	86/12/31-03/12/31	3/5/2003	40,537.35	87,055.38	(46,518.03)
4,925.00	PAYCHEX INC	COM	86/12/31-03/12/31	3/17/2003	127,835.35	279,314.48	(151,479.13)
2,480.00	PAYCHEX INC	COM	86/12/31-03/12/31	3/18/2003	64,790.26	139,515.48	(74,725.20)
1,205.00	PAYCHEX INC	COM	86/12/31-03/12/31	3/19/2003	32,247.71	68,339.89	(36,092.18)
9,110.00	PAYCHEX INC	COM	86/12/31-03/12/31	5/6/2003	291,224.84	516,660.89	(225,436.05)
1,035.00	PAYCHEX INC	COM	86/12/31-03/12/31	5/7/2003	32,519.10	38,165.82	(5,646.52)
3,065.00	PAYCHEX INC	COM	86/12/31-03/12/31	5/8/2003	94,559.70	173,827.18	(79,267.48)
2,195.00	PAYCHEX INC	COM	86/12/31-03/12/31	5/8/2003	67,724.42	91,355.89	(23,631.47)
2,905.00	PAYCHEX INC	COM	86/12/31-03/12/31	5/9/2003	88,877.21	107,121.88	(18,244.67)
3,200.00	PAYCHEX INC	COM	86/12/31-03/12/31	5/9/2003	97,971.72	118,000.00	(20,028.28)
3,415.00	PAYCHEX INC	COM	86/12/31-03/12/31	5/12/2003	105,096.48	123,370.75	(18,274.27)
4,150.00	PAYCHEX INC	COM	86/12/31-03/12/31	5/14/2003	125,246.93	142,677.00	(17,430.07)
2,765.00	PAYCHEX INC	COM	86/12/31-03/12/31	5/15/2003	83,842.20	95,080.70	(11,238.50)
2,305.00	PAYCHEX INC	COM	86/12/31-03/12/31	5/19/2003	66,581.41	76,737.82	(9,156.21)
2,370.00	PAYCHEX INC	COM	86/12/31-03/12/31	5/20/2003	69,588.46	68,589.70	998.76
3,795.00	PAYCHEX INC	COM	86/12/31-03/12/31	5/21/2003	111,004.23	109,830.33	1,173.90
950.00	PAYCHEX INC	COM	86/12/31-03/12/31	5/22/2003	27,882.00	27,493.76	388.24
2,375.00	PAYCHEX INC	COM	86/12/31-03/12/31	5/23/2003	69,290.23	68,734.40	555.83
7,105.00	PAYCHEX INC	COM	86/12/31-03/12/31	5/27/2003	211,223.18	205,624.38	5,598.78
4,755.00	PAYCHEX INC	COM	86/12/31-03/12/31	5/28/2003	143,296.62	137,613.51	5,683.11
4,005.00	PAYCHEX INC	COM	86/12/31-03/12/31	5/29/2003	121,563.27	115,607.90	5,955.37
9,500.00	PFIZER INC	COM	86/12/31-03/12/31	3/27/2003	299,183.54	409,055.75	(109,872.21)
6,040.00	PFIZER INC	COM	86/12/31-03/12/31	5/1/2003	186,826.56	260,073.34	(73,246.78)
22,675.00	PFIZER INC	COM	86/12/31-03/12/31	5/2/2003	708,696.57	976,351.49	(267,654.92)
14,680.00	PFIZER INC	COM	86/12/31-03/12/31	5/5/2003	468,786.76	598,611.87	(130,025.11)
2,875.00	PFIZER INC	COM	86/12/31-03/12/31	5/6/2003	92,218.48	83,835.00	8,383.48
3,605.00	PFIZER INC	COM	86/12/31-03/12/31	5/6/2003	115,985.44	105,121.80	10,863.64
2,395.00	PFIZER INC	COM	86/12/31-03/12/31	5/7/2003	76,903.43	69,838.20	7,065.23
2,930.00	PFIZER INC	COM	86/12/31-03/12/31	5/8/2003	84,105.13	85,438.80	(1,333.67)
7,800.00	PIXAR	COM	86/12/31-03/12/31	9/16/2003	550,353.15	393,900.00	156,453.15
5,000.00	PROGRESSIVE CORP OHIO	COM	86/12/31-03/12/31	4/29/2003	337,500.00	164,911.83	172,588.17
860.00	PROGRESSIVE CORP OHIO	COM	86/12/31-03/12/31	5/30/2003	61,887.95	28,364.84	33,523.11
870.00	PROGRESSIVE CORP OHIO	COM	86/12/31-03/12/31	6/2/2003	63,239.17	28,694.66	34,544.51
795.00	PROGRESSIVE CORP OHIO	COM	86/12/31-03/12/31	6/4/2003	57,188.59	26,220.98	30,967.61
165.00	PROGRESSIVE CORP OHIO	COM	86/12/31-03/12/31	6/6/2003	11,703.59	5,442.09	6,261.50
210.00	PROGRESSIVE CORP OHIO	COM	86/12/31-03/12/31	6/11/2003	14,816.59	6,926.30	7,890.29
6,600.00	PROGRESSIVE CORP OHIO	COM	86/12/31-03/12/31	8/25/2003	459,872.43	217,683.82	242,188.61
13,900.00	PROGRESSIVE CORP OHIO	COM	86/12/31-03/12/31	9/16/2003	988,000.47	458,454.90	529,545.57
25,400.00	PROGRESSIVE CORP OHIO	COM	86/12/31-03/12/31	12/18/2003	2,083,667.62	837,752.11	1,245,915.51
1,570.00	QUALCOMM INC	COM	86/12/31-03/12/31	1/16/2003	59,891.18	164,008.64	(104,117.46)
1,765.00	QUALCOMM INC	COM	86/12/31-03/12/31	1/21/2003	66,200.15	184,313.81	(118,113.66)
1,765.00	QUALCOMM INC	COM	86/12/31-03/12/31	1/21/2003	66,200.15	183,525.05	(117,324.90)
5,300.00	QUALCOMM INC	COM	86/12/31-03/12/31	5/8/2003	161,571.93	518,922.62	(357,350.69)
9,850.00	QUALCOMM INC	COM	86/12/31-03/12/31	5/9/2003	305,481.45	881,272.89	(575,791.54)
2,315.00	QUALCOMM INC	COM	86/12/31-03/12/31	5/12/2003	71,819.51	191,052.56	(119,233.05)
5,035.00	QUALCOMM INC	COM	86/12/31-03/12/31	5/13/2003	157,435.55	409,357.98	(251,922.43)
12,480.00	QUALCOMM INC	COM	86/12/31-03/12/31	8/4/2003	467,984.33	969,531.08	(501,546.75)
8,620.00	QUALCOMM INC	COM	86/12/31-03/12/31	8/5/2003	314,192.03	575,454.04	(261,262.01)
17,900.00	QUALCOMM INC	COM	86/12/31-03/12/31	8/25/2003	885,343.05	972,581.61	(87,238.56)
5,300.00	QUALCOMM INC	COM	86/12/31-03/12/31	9/16/2003	233,792.19	282,509.00	(48,716.81)
1,255.00	SCHWAB CHARLES CORP	NEW COM STK	86/12/31-03/12/31	1/16/2003	15,122.67	39,361.07	(24,238.40)
2,005.00	SCHWAB CHARLES CORP	NEW COM STK	86/12/31-03/12/31	1/17/2003	23,572.47	62,883.82	(39,311.15)
11,640.00	SCHWAB CHARLES CORP	NEW COM STK	86/12/31-03/12/31	1/22/2003	112,007.17	365,069.97	(253,062.80)
59,000.00	SCHWAB CHARLES CORP	NEW COM STK	86/12/31-03/12/31	12/18/2003	654,875.11	1,839,100.42	(1,184,225.31)
23,870.00	SIEBEL SYS INC	COM	86/12/31-03/12/31	7/8/2003	241,588.84	2,347,514.25	(2,105,925.41)
8,020.00	SIEBEL SYS INC	COM	86/12/31-03/12/31	7/8/2003	61,280.71	592,041.72	(530,761.01)
6,345.00	SIEBEL SYS INC	COM	86/12/31-03/12/31	7/9/2003	84,594.14	624,004.10	(539,409.96)
10,430.00	SIEBEL SYS INC	COM	86/12/31-03/12/31	7/9/2003	106,942.11	937,498.00	(830,555.89)
15,540.00	SIEBEL SYS INC	COM	86/12/31-03/12/31	7/9/2003	160,226.85	1,528,293.73	(1,368,066.78)
5,015.00	SIEBEL SYS INC	COM	86/12/31-03/12/31	7/14/2003	52,339.60	198,534.89	(146,195.29)
5,180.00	SIEBEL SYS INC	COM	86/12/31-03/12/31	7/14/2003	52,906.55	201,871.33	(148,964.78)
11,350.00	SIEBEL SYS INC	COM	86/12/31-03/12/31	7/21/2003	101,788.12	376,583.40	(274,795.28)
6,450.00	SIEBEL SYS INC	COM	86/12/31-03/12/31	7/22/2003	58,968.28	193,645.77	(134,677.49)
4,540.00	SIEBEL SYS INC	COM	86/12/31-03/12/31	7/22/2003	42,072.47	136,302.60	(94,230.13)
2,495.00	SIEBEL SYS INC	COM	86/12/31-03/12/31	7/23/2003	22,822.68	74,906.39	(52,083.71)
2,135.00	SIEBEL SYS INC	COM	86/12/31-03/12/31	7/23/2003	19,703.41	64,098.25	(44,394.84)
1,420.00	SIEBEL SYS INC	COM	86/12/31-03/12/31	7/24/2003	12,846.13	42,632.09	(29,785.96)
735.00	SIEBEL SYS INC	COM	86/12/31-03/12/31	7/24/2003	6,756.90	22,066.61	(15,309.71)
3,215.00	SIEBEL SYS INC	COM	86/12/31-03/12/31	7/25/2003	29,415.86	96,522.96	(67,107.10)
2,435.00	SIEBEL SYS INC	COM	86/12/31-03/12/31	8/22/2003	26,158.95	73,105.03	(46,946.08)
27,400.00	SIEBEL SYS INC	COM	86/12/31-03/12/31	8/25/2003	279,743.58	797,051.24	(517,307.66)
22,900.00	SIEBEL SYS INC	COM	86/12/31-03/12/31	8/26/2003	220,832.63	557,154.21	(336,321.58)
94,800.00	SIEBEL SYS INC	COM	86/12/31-03/12/31	8/28/2003	918,920.82	1,877,547.02	(958,626.20)
119,245.00	SIEBEL SYS INC	COM	86/12/31-03/12/31	9/16/2003	1,229,596.72	1,285,933.78	(56,337.06)
23,300.00	SOUTHWEST AIRL CO	COM	86/12/31-03/12/31	9/18/2003	435,512.50	468,045.05	(32,532.55)
13,200.00	VIACOM INC	CL B FORMERLY COM NON VTG	86/12/31-03/12/31	12/18/2003	551,734.14	595,613.70	(43,879.56)
2,500.00	WAL MART STORES INC	COM	86/12/31-03/12/31	1/2/2003	128,660.62	121,617.25	7,043.37
2,500.00	WAL MART STORES INC	COM	86/12/31-03/12/31	1/2/2003	128,660.62	121,617.25	7,043.37
220.00	WAL MART STORES INC	COM	86/12/31-03/12/31	1/7/2003	11,076.66	10,702.32	374.34
2,400.00	WAL MART STORES INC	COM	86/12/31-03/12/31	8/28/2003	141,766.31	118,440.00	23,326.31
4,600.00	WAL MART STORES INC	COM	86/12/31-03/12/31	9/16/2003	266,442.52	227,010.00	39,432.52

EMPLOYEE ID NO 13-1659629
GAIN AND LOSSES ON TAXABLE INVESTMENTS
FOR YEAR 2003

Shares/Par Value	Security Name	Security Description	Date Bought	Date Sold	Proceeds	Cost	Realized Gain/Loss
18,100 00	WALGREEN CO	COM	86/12/31-03/12/31	12/16/2003	659,902 31	580,449 76	79,452 55
5,900 00	XILINX INC	COM	86/12/31-03/12/31	8/28/2003	177,435 36	408,575 00	(231,139 64)
10,700 00	XILINX INC	COM	86/12/31-03/12/31	9/22/2003	326,902 84	740,975 00	(414,072 16)
13,100 00	YAHOO INC	COM	86/12/31-03/12/31	9/16/2003	461,340 73	323,948 01	137,392 72
23,100 00	YAHOO INC	COM	86/12/31-03/12/31	12/16/2003	942 826 20	569,833 10	372,993 10
3,000 00	ANHEUSER BUSCH COS INC	COM	86/12/31-03/12/31	12/7/2003	143,900 86	147 750 00	(3,849 14)
1,800 00	ANHEUSER BUSCH COS INC	COM	86/12/31-03/12/31	2/18/2003	87,207 37	87,572 17	(364 80)
3,600 00	ANHEUSER BUSCH COS INC	COM	86/12/31-03/12/31	3/21/2003	174,054 75	174,315 24	(260 49)
3,300 00	ANHEUSER BUSCH COS INC	COM	86/12/31-03/12/31	5/7/2003	165,176 73	159,788 97	5,387 76
3,600 00	ANHEUSER BUSCH COS INC	COM	86/12/31-03/12/31	5/15/2003	185,343 43	174,315 24	11,028 19
1,300 00	ANHEUSER BUSCH COS INC	COM	86/12/31-03/12/31	5/22/2003	67,713 82	62,947 17	4 766 65
1,200 00	ANHEUSER BUSCH COS INC	COM	86/12/31-03/12/31	5/30/2003	63,537 02	58,105 08	5,431 94
1,500 00	ANHEUSER BUSCH COS INC	COM	86/12/31-03/12/31	6/11/2003	79,796 26	72,631 35	7,164 91
14,300 00	ANHEUSER BUSCH COS INC	COM	86/12/31-03/12/31	8/7/2003	736,178 13	749,320 00	(13,141 87)
2,600 00	ANHEUSER BUSCH COS INC	COM	86/12/31-03/12/31	8/8/2003	135,741 72	136,240 00	(498 28)
1,400 00	ANHEUSER BUSCH COS INC	COM	86/12/31-03/12/31	8/18/2003	73,062 57	73,360 00	(297 43)
6,100 00	ANHEUSER BUSCH COS INC	COM	86/12/31-03/12/31	11/7/2003	314,186 52	319,840 00	(5,653 48)
2,300 00	ANHEUSER BUSCH COS INC	COM	86/12/31-03/12/31	11/10/2003	119,364 40	120,520 00	(1,155 60)
15,700 00	ANHEUSER BUSCH COS INC	COM	86/12/31-03/12/31	11/11/2003	816,468 51	770,951 70	45,516 81
0 50	DEL MONTE FOODS CO	COM	86/12/31-03/12/31	1/8/2003	3 90	5 02	(1 12)
5,800 00	DEL MONTE FOODS CO	COM	86/12/31-03/12/31	2/11/2003	48,428 53	58,279 33	(9,850 80)
6,800 00	DEL MONTE FOODS CO	COM	86/12/31-03/12/31	2/20/2003	54,448 35	65,438 80	(10,990 45)
1,900 00	DEL MONTE FOODS CO	COM	86/12/31-03/12/31	2/21/2003	15,674 52	18,622 06	(2,947 54)
2,900 00	DEL MONTE FOODS CO	COM	86/12/31-03/12/31	2/27/2003	23 548 15	28,423 14	(4,874 99)
19,844 00	DEL MONTE FOODS CO	COM	86/12/31-03/12/31	2/28/2003	159,700 88	175,406 85	(15,705 97)
13,900 00	FEDERAL NATL MTG ASSN	COM	86/12/31-03/12/31	8/5/2003	883,569 10	1,181,326 25	(297,757 15)
13,900 00	FEDERAL NATL MTG ASSN	COM	86/12/31-03/12/31	8/6/2003	895,699 06	1 179 988 67	(284,289 61)
1,400 00	FEDERAL NATL MTG ASSN	COM	86/12/31-03/12/31	9/3/2003	97,261 42	118,635 72	(21,374 30)
2,800 00	FEDERAL NATL MTG ASSN	COM	86/12/31-03/12/31	9/8/2003	194,940 86	237,271 44	(42,330 58)
2,100 00	FEDERAL NATL MTG ASSN	COM	86/12/31-03/12/31	9/16/2003	147,422 75	177,953 58	(30,530 83)
5,000 00	GANNETT INC	COM	86/12/31-03/12/31	3/21/2003	370,384 84	355,500 00	14,884 84
6 900 00	GOLDMAN SACHS GROUP INC	COM	86/12/31-03/12/31	8/6/2003	583,633 31	828,371 00	(44,737 69)
2,800 00	GOLDMAN SACHS GROUP INC	COM	86/12/31-03/12/31	8/8/2003	240,437 90	252,892 40	(12,454 50)
4,100 00	GOLDMAN SACHS GROUP INC	COM	86/12/31-03/12/31	8/12/2003	356,680 83	362,683 14	(6,002 31)
2,800 00	GOLDMAN SACHS GROUP INC	COM	86/12/31-03/12/31	8/22/2003	247,648 40	247,149 84	498 56
1,500 00	GOLDMAN SACHS GROUP INC	COM	86/12/31-03/12/31	9/19/2003	140,183 73	132,401 70	7 782 03
2,700 00	HEINZ H J CO	COM	86/12/31-03/12/31	8/16/2003	88 960 83	112,006 78	(23,045 95)
3,100 00	HEINZ H J CO	COM	86/12/31-03/12/31	9/2/2003	102,242 81	128,600 37	(26,357 56)
1,700 00	HEINZ H J CO	COM	86/12/31-03/12/31	9/3/2003	56,762 88	70,522 79	(13,759 91)
8,000 00	HEINZ H J CO	COM	86/12/31-03/12/31	9/4/2003	268,753 80	331,871 93	(63,118 13)
3,900 00	HEINZ H J CO	COM	86/12/31-03/12/31	9/5/2003	131,057 64	161,787 57	(30,729 93)
2,100 00	HEINZ H J CO	COM	86/12/31-03/12/31	9/8/2003	71,270 65	85,382 29	(14,111 64)
1,500 00	HEINZ H J CO	COM	86/12/31-03/12/31	9/10/2003	50,771 42	60,695 90	(9,924 48)
900 00	HEINZ H J CO	COM	86/12/31-03/12/31	9/11/2003	30 557 25	36,417 54	(5,860 29)
4,700 00	HEINZ H J CO	COM	86/12/31-03/12/31	9/12/2003	159 608 27	190 180 50	(30 572 23)
24,900 00	HEINZ H J CO	COM	86/12/31-03/12/31	9/15/2003	845,335 29	1,007,552 01	(162,216 72)
22,000 00	HEINZ H J CO	COM	86/12/31-03/12/31	9/16/2003	746,981 58	813,682 27	(66 700 69)
1,500 00	HEINZ H J CO	COM	86/12/31-03/12/31	9/17/2003	51 379 34	50 497 65	881 69
5,200 00	HEINZ H J CO	COM	86/12/31-03/12/31	9/18/2003	178,572 11	175,058 52	3,513 59
800 00	HEINZ H J CO	COM	86/12/31-03/12/31	9/19/2003	27,360 15	28,932 08	428 07
1,400 00	HEINZ H J CO	COM	86/12/31-03/12/31	9/23/2003	47 877 75	47 131 14	746 61
400 00	HEINZ H J CO	COM	86/12/31-03/12/31	9/24/2003	13,720 83	13,468 04	252 79
4,300 00	HEINZ H J CO	COM	86/12/31-03/12/31	9/25/2003	146,349 23	139,001 87	7,347 36
2 900 00	HEINZ H J CO	COM	86/12/31-03/12/31	9/26/2003	98,450 38	90,169 41	8,280 97
4 200 00	HEINZ H J CO	COM	86/12/31-03/12/31	9/29/2003	142,915 94	130,619 15	12,296 79
2,100 00	HEINZ H J CO	COM	86/12/31-03/12/31	10/1/2003	63,272 44	63,272 44	0 000 00
600 00	HEINZ H J CO	COM	86/12/31-03/12/31	10/2/2003	21,069 21	17,396 17	3,673 04
11,800 00	INTERNATIONAL BUSINESS MACHS	COM	86/12/31-03/12/31	3/21/2003	967,533 81	1,208,840 49	(241,306 68)
10,900 00	PROCTER + GAMBLE CO	COM	86/12/31-03/12/31	3/21/2003	968,285 41	885,181 28	83,104 13
5,800 00	PROCTER + GAMBLE CO	COM	86/12/31-03/12/31	4/2/2003	521,916 39	455,464 60	66,451 79
3,200 00	PROCTER + GAMBLE CO	COM	86/12/31-03/12/31	4/4/2003	288,529 20	238,095 75	50,433 45
3,500 00	WELLS FARGO + CO NEW	COM	86/12/31-03/12/31	1/17/2003	164,320 04	189,034 65	(24,714 61)
6,800 00	WELLS FARGO + CO NEW	COM	86/12/31-03/12/31	11/12/2003	384,177 92	367,267 32	16,910 60
900 00	WYETH	COM	86/12/31-03/12/31	4/23/2003	36,288 30	52,849 79	(16,561 49)
5,700 00	WYETH	COM	86/12/31-03/12/31	4/24/2003	237,463 98	335,348 87	(97,884 89)
7,300 00	WYETH	COM	86/12/31-03/12/31	4/29/2003	312,953 85	429,481 63	(116,527 78)
3,500 00	WYETH	COM	86/12/31-03/12/31	7/9/2003	165,724 93	205,915 85	(40,190 92)
5,400 00	WYETH	COM	86/12/31-03/12/31	7/15/2003	265,397 56	317,698 74	(52,301 18)
6,200 00	WYETH	COM	86/12/31-03/12/31	9/9/2003	291,671 53	364,765 22	(73,093 69)
1,400 00	WYETH	COM	86/12/31-03/12/31	9/11/2003	66 112 46	82 366 34	(16,253 88)
17,300 00	WYETH	COM	86/12/31-03/12/31	9/12/2003	818,121 91	984,100 05	(165,978 14)
2,100 00	WYETH	COM	86/12/31-03/12/31	9/16/2003	99,333 95	113,016 75	(13,682 80)
1,400 00	WYETH	COM	86/12/31-03/12/31	9/18/2003	66,958 78	72 908 47	(5,951 71)
6,200 00	WYETH	COM	86/12/31-03/12/31	9/19/2003	294,289 05	298 732 00	(4,442 95)
400 00	WYETH	COM	86/12/31-03/12/31	9/24/2003	18,979 59	19,144 00	(164 41)
7,100 00	WYETH	COM	86/12/31-03/12/31	9/25/2003	333,457 17	329,565 00	3,892 17
9,700 00	WYETH	COM	86/12/31-03/12/31	10/23/2003	426,489 98	348,188 80	78,301 18
16,600 00	WYETH	COM	86/12/31-03/12/31	10/24/2003	729,535 81	516 535 60	213,000 21
4,000 00	AT+T CORP	COM NEW	86/12/31-03/12/31	10/3/2003	83,796 06	197,551 87	(113,755 81)
700 00	AT+T CORP	COM NEW	86/12/31-03/12/31	10/8/2003	13,981 14	33,843 01	(19,861 87)
400 00	AT+T CORP	COM NEW	86/12/31-03/12/31	10/9/2003	7 984 82	19 201 85	(11,217 03)
300 00	AT+T CORP	COM NEW	86/12/31-03/12/31	10/20/2003	6,284 70	14,374 33	(8,089 63)
19,500 00	ALLIED IRISH BANKS	ORD EURO 32	86/12/31-03/12/31	2/17/2003	260,109 33	257,413 10	2,696 23
1,400 00	ALLIED IRISH BANKS	ORD EURO 32	86/12/31-03/12/31	4/2/2003	19 450 24	18,480 94	969 30
1,200 00	ALLIED IRISH BANKS	ORD EURO 32	86/12/31-03/12/31	4/3/2003	16,522 00	15,840 81	681 19

THE ROCKEFELLER FOUNDATION
EMPLOYEE ID NO 13-1659629
GAIN AND LOSSES ON TAXABLE INVESTMENTS
FOR YEAR 2003

Shares/Par Value	Security Name	Security Description	Date Bought	Date Sold	Proceeds	Cost	Realized Gain/Loss
10,400 00	ALLIED IRISH BANKS	ORD EURO 32	86/12/31-03/12/31	4/4/2003	142,945 76	137,286 99	5,658 77
2,500 00	ALLIED IRISH BANKS	ORD EURO 32	86/12/31-03/12/31	4/9/2003	34,624 31	33,001 68	1,622 63
1,800 00	ALLIED IRISH BANKS	ORD EURO 32	86/12/31-03/12/31	4/10/2003	22,437 26	21,121 08	1,316 18
1,000 00	ALLIED IRISH BANKS	ORD EURO 32	86/12/31-03/12/31	4/11/2003	14,089 28	13,200 67	888 61
800 00	ALLIED IRISH BANKS	ORD EURO 32	86/12/31-03/12/31	4/15/2003	11,415 88	10,560 54	855 34
500 00	ALLIED IRISH BANKS	ORD EURO 32	86/12/31-03/12/31	4/16/2003	7,246 48	6,800 33	446 15
400 00	ALLIED IRISH BANKS	ORD EURO 32	86/12/31-03/12/31	4/17/2003	5,793 56	5,280 27	513 29
400 00	ALLIED IRISH BANKS	ORD EURO 32	86/12/31-03/12/31	4/23/2003	5,903 86	5,280 27	623 59
300 00	ALLIED IRISH BANKS	ORD EURO 32	86/12/31-03/12/31	4/24/2003	4,446 77	3,960 20	486 57
21,300 00	ABITIBI CONSOLIDATED INC	COM	86/12/31-03/12/31	12/10/2003	158,452 45	156,667 50	1,784 95
200 00	AGILENT TECHNOLOGIES INC	COM	86/12/31-03/12/31	8/28/2003	4,800 77	6,021 70	(1,220 93)
700 00	AGILENT TECHNOLOGIES INC	COM	86/12/31-03/12/31	8/28/2003	16,976 51	21,075 95	(4,099 44)
200 00	AGILENT TECHNOLOGIES INC	COM	86/12/31-03/12/31	8/28/2003	4,839 77	6,021 70	(1,181 93)
200 00	AGILENT TECHNOLOGIES INC	COM	86/12/31-03/12/31	9/2/2003	4,917 76	6,021 70	(1,103 94)
2,500 00	AGILENT TECHNOLOGIES INC	COM	86/12/31-03/12/31	9/2/2003	61,314 87	75,271 25	(13,956 38)
1,100 00	AGILENT TECHNOLOGIES INC	COM	86/12/31-03/12/31	9/3/2003	26,893 85	33,119 35	(6,225 50)
1,100 00	AGILENT TECHNOLOGIES INC	COM	86/12/31-03/12/31	9/3/2003	26,959 95	33,119 35	(6,159 40)
2,000 00	AGILENT TECHNOLOGIES INC	COM	86/12/31-03/12/31	9/4/2003	50,024 65	60,217 00	(10,192 35)
2,200 00	AGILENT TECHNOLOGIES INC	COM	86/12/31-03/12/31	9/5/2003	55,899 15	66,238 70	(10,339 55)
2,200 00	AGILENT TECHNOLOGIES INC	COM	86/12/31-03/12/31	9/6/2003	57,536 10	66,238 70	(8,702 60)
400 00	AGILENT TECHNOLOGIES INC	COM	86/12/31-03/12/31	9/6/2003	10,398 67	12,043 40	(1,644 73)
200 00	AGILENT TECHNOLOGIES INC	COM	86/12/31-03/12/31	9/11/2003	5,025 76	6,021 70	(995 94)
300 00	AGILENT TECHNOLOGIES INC	COM	86/12/31-03/12/31	10/14/2003	7,201 52	9,032 55	(1,831 03)
800 00	AGILENT TECHNOLOGIES INC	COM	86/12/31-03/12/31	10/15/2003	19,334 77	24,086 80	(4,752 03)
400 00	AGILENT TECHNOLOGIES INC	COM	86/12/31-03/12/31	10/16/2003	9,702 06	12,043 40	(2,341 34)
100 00	AGILENT TECHNOLOGIES INC	COM	86/12/31-03/12/31	10/17/2003	2,423 88	3,010 85	(586 97)
200 00	AGILENT TECHNOLOGIES INC	COM	86/12/31-03/12/31	10/29/2003	4,807 81	6,021 70	(1,213 89)
600 00	AGILENT TECHNOLOGIES INC	COM	86/12/31-03/12/31	10/30/2003	14,671 29	18,065 10	(3,393 81)
500 00	AGILENT TECHNOLOGIES INC	COM	86/12/31-03/12/31	11/6/2003	12,965 04	15,054 25	(2,089 21)
300 00	AGILENT TECHNOLOGIES INC	COM	86/12/31-03/12/31	11/7/2003	7,979 32	9,032 55	(1,053 23)
900 00	AGILENT TECHNOLOGIES INC	COM	86/12/31-03/12/31	12/1/2003	25,402 38	27,097 65	(1,695 27)
100 00	AGILENT TECHNOLOGIES INC	COM	86/12/31-03/12/31	12/2/2003	2,825 46	3,010 85	(185 39)
600 00	AGILENT TECHNOLOGIES INC	COM	86/12/31-03/12/31	12/2/2003	16,961 20	18,065 10	(1,103 90)
100 00	AGILENT TECHNOLOGIES INC	COM	86/12/31-03/12/31	12/3/2003	2,824 39	3,010 85	(186 46)
900 00	AGILENT TECHNOLOGIES INC	COM	86/12/31-03/12/31	12/3/2003	25,423 80	27,097 65	(1,673 85)
1,500 00	AGILENT TECHNOLOGIES INC	COM	86/12/31-03/12/31	12/3/2003	42,313 01	45,162 75	(2,849 74)
900 00	AGILENT TECHNOLOGIES INC	COM	86/12/31-03/12/31	12/4/2003	25,382 22	27,097 65	(1,715 43)
800 00	AGILENT TECHNOLOGIES INC	COM	86/12/31-03/12/31	12/4/2003	22,583 68	24,086 80	(1,503 14)
5,600 00	AGILENT TECHNOLOGIES INC	COM	86/12/31-03/12/31	12/10/2003	149,020 21	168,607 60	(19,587 39)
100 00	AGILENT TECHNOLOGIES INC	COM	86/12/31-03/12/31	12/22/2003	2,834 58	3,010 85	(176 27)
1,100 00	AGILENT TECHNOLOGIES INC	COM	86/12/31-03/12/31	12/23/2003	31,116 00	33,119 35	(2,003 35)
1,500 00	AIR PRODS + CHEMS INC	COM	86/12/31-03/12/31	2/18/2003	60,385 33	72,283 50	(11,898 17)
200 00	AIR PRODS + CHEMS INC	COM	86/12/31-03/12/31	2/19/2003	7,959 78	9,637 80	(1,678 04)
1,000 00	AIR PRODS + CHEMS INC	COM	86/12/31-03/12/31	2/19/2003	39,205 81	48,189 00	(8,983 19)
100 00	AIR PRODS + CHEMS INC	COM	86/12/31-03/12/31	2/20/2003	3,887 83	4,818 90	(931 07)
700 00	AIR PRODS + CHEMS INC	COM	86/12/31-03/12/31	2/20/2003	26,924 61	33,732 30	(6,807 69)
600 00	AIR PRODS + CHEMS INC	COM	86/12/31-03/12/31	2/21/2003	23,284 69	28,913 40	(5,628 71)
300 00	AIR PRODS + CHEMS INC	COM	86/12/31-03/12/31	2/24/2003	11,556 58	14,456 70	(2,900 12)
900 00	AIR PRODS + CHEMS INC	COM	86/12/31-03/12/31	2/27/2003	34,819 95	43,370 10	(8,550 15)
4,500 00	BOC GROUP	ORD GBP 25	86/12/31-03/12/31	2/25/2003	53,061 54	68,201 59	(15,140 05)
900 00	BOC GROUP	ORD GBP 25	86/12/31-03/12/31	2/28/2003	10,642 57	13,640 32	(2,997 75)
1,600 00	BOC GROUP	ORD GBP 25	86/12/31-03/12/31	4/23/2003	20,425 85	24,249 45	(3,823 60)
1,100 00	BOC GROUP	ORD GBP 25	86/12/31-03/12/31	5/7/2003	13,911 03	16,871 50	(2,960 47)
400 00	BOC GROUP	ORD GBP 25	86/12/31-03/12/31	5/8/2003	5,069 45	6,062 36	(992 91)
400 00	BOC GROUP	ORD GBP 25	86/12/31-03/12/31	5/13/2003	5,079 22	6,062 36	(983 14)
400 00	BOC GROUP	ORD GBP 25	86/12/31-03/12/31	5/16/2003	5,126 36	6,062 37	(936 01)
400 00	BOC GROUP	ORD GBP 25	86/12/31-03/12/31	5/19/2003	5,064 01	6,062 36	(998 35)
400 00	BOC GROUP	ORD GBP 25	86/12/31-03/12/31	5/20/2003	5,078 59	6,062 37	(983 78)
400 00	BOC GROUP	ORD GBP 25	86/12/31-03/12/31	5/27/2003	5,080 68	6,062 36	(981 68)
400 00	BOC GROUP	ORD GBP 25	86/12/31-03/12/31	6/2/2003	5,103 22	6,062 37	(959 15)
400 00	BOC GROUP	ORD GBP 25	86/12/31-03/12/31	6/5/2003	5,176 35	6,062 36	(886 01)
400 00	BOC GROUP	ORD GBP 25	86/12/31-03/12/31	7/18/2003	5,807 21	6,062 37	(455 16)
1,300 00	BOC GROUP	ORD GBP 25	86/12/31-03/12/31	7/28/2003	17,952 01	18,620 02	(668 01)
400 00	BOC GROUP	ORD GBP 25	86/12/31-03/12/31	7/29/2003	5,513 83	5,829 30	(315 47)
500 00	BOC GROUP	ORD GBP 25	86/12/31-03/12/31	7/30/2003	6,850 37	7,036 63	(186 26)
900 00	BOC GROUP	ORD GBP 25	86/12/31-03/12/31	7/31/2003	12,328 35	12,865 93	(537 58)
1,000 00	BOC GROUP	ORD GBP 25	86/12/31-03/12/31	8/1/2003	13,684 37	14,073 25	(388 88)
1,000 00	BOC GROUP	ORD GBP 25	86/12/31-03/12/31	8/4/2003	13,750 25	14,073 26	(323 01)
1,300 00	BOC GROUP	ORD GBP 25	86/12/31-03/12/31	8/13/2003	17,730 02	18,285 23	(555 21)
1,100 00	BOC GROUP	ORD GBP 25	86/12/31-03/12/31	8/22/2003	15,400 56	15,436 71	(36 15)
2,200 00	BOC GROUP	ORD GBP 25	86/12/31-03/12/31	8/22/2003	30,076 39	30,716 03	(639 64)
500 00	BOC GROUP	ORD GBP 25	86/12/31-03/12/31	8/27/2003	8,852 39	8,819 94	32 45
500 00	BOC GROUP	ORD GBP 25	86/12/31-03/12/31	10/2/2003	7,194 89	6,813 74	381 15
1,400 00	BOC GROUP	ORD GBP 25	86/12/31-03/12/31	10/3/2003	19,894 74	19,008 99	885 75
900 00	BOC GROUP	ORD GBP 25	86/12/31-03/12/31	10/6/2003	12,924 85	12,220 06	704 79
1,300 00	BOC GROUP	ORD GBP 25	86/12/31-03/12/31	10/7/2003	18,468 41	17,851 20	617 21
400 00	BOC GROUP	ORD GBP 25	86/12/31-03/12/31	10/8/2003	5,711 50	5,431 14	280 36
700 00	BOC GROUP	ORD GBP 25	86/12/31-03/12/31	10/9/2003	10,056 89	9,504 50	552 39
900 00	BOC GROUP	ORD GBP 25	86/12/31-03/12/31	10/10/2003	12,967 39	12,110 47	856 92
100 00	BOC GROUP	ORD GBP 25	86/12/31-03/12/31	10/13/2003	1,447 55	1,339 52	108 03
2,100 00	ALCAN INC	COM	86/12/31-03/12/31	11/25/2003	84,921 18	68,507 54	16,413 64
1,700 00	ALCAN INC	COM	86/12/31-03/12/31	12/19/2003	77,931 47	55,458 49	22,472 98
1,400 00	CELLTECH GROUP	ORD GBP 50	86/12/31-03/12/31	2/27/2003	7,138 69	9,447 14	(2,308 45)
1,200 00	CELLTECH GROUP	ORD GBP 50	86/12/31-03/12/31	2/28/2003	6,128 81	8,097 55	(1,968 74)
1,000 00	CELLTECH GROUP	ORD GBP 50	86/12/31-03/12/31	3/3/2003	5,107 35	6,747 96	(1,640 61)

THE ROCKEFELLER FOUNDATION
EMPLOYEE ID NO 13-1659629
GAIN AND LOSSES ON TAXABLE INVESTMENTS
FOR YEAR 2003

Shares/Par Value	Security Name	Security Description	Date Bought	Date Sold	Proceeds	Cost	Realized Gain/Loss
2,800 00	CELLTECH GROUP	ORD GBP0 50	86/12/31-03/12/31	3/4/2003	13,689 00	18,429 31	(4,740 31)
4,200 00	CELLTECH GROUP	ORD GBP0 50	86/12/31-03/12/31	3/5/2003	20,195 83	26,785 15	(6,589 32)
1,200 00	CELLTECH GROUP	ORD GBP0 50	86/12/31-03/12/31	3/6/2003	5,841 65	7,518 21	(1,676 56)
1,200 00	CELLTECH GROUP	ORD GBP0 50	86/12/31-03/12/31	3/7/2003	5,860 25	7,518 21	(1,657 96)
3,200 00	CELLTECH GROUP	ORD GBP0 50	86/12/31-03/12/31	3/17/2003	15,339 80	20,048 55	(4,708 75)
3,100 00	CELLTECH GROUP	ORD GBP0 50	86/12/31-03/12/31	3/18/2003	14,740 69	19,422 03	(4,681 34)
2,700 00	CELLTECH GROUP	ORD GBP0 50	86/12/31-03/12/31	3/19/2003	12,663 75	16,253 39	(3,589 64)
1,100 00	CELLTECH GROUP	ORD GBP0 50	86/12/31-03/12/31	3/20/2003	5,165 87	6,544 63	(1,378 76)
1,200 00	CELLTECH GROUP	ORD GBP0 50	86/12/31-03/12/31	4/3/2003	5,651 81	7,139 59	(1,487 98)
1,100 00	CELLTECH GROUP	ORD GBP0 50	86/12/31-03/12/31	4/4/2003	5,141 27	6,544 63	(1,403 36)
6,700 00	CELLTECH GROUP	ORD GBP0 50	86/12/31-03/12/31	4/23/2003	32,288 83	39,862 73	(7,573 90)
4,900 00	CELLTECH GROUP	ORD GBP0 50	86/12/31-03/12/31	4/24/2003	23,775 76	29,153 34	(5,377 58)
7,100 00	CRH	ORD EURO 32	86/12/31-03/12/31	6/27/2003	110,319 46	123,153 71	(12,834 25)
3,900 00	CRH	ORD EURO 32	86/12/31-03/12/31	9/17/2003	71,780 06	67,847 81	4,132 25
2,300 00	ALLERGAN INC	COM	86/12/31-03/12/31	6/4/2003	167,854 18	147,696 59	20,157 59
3,400 00	ALLERGAN INC	COM	86/12/31-03/12/31	9/17/2003	274,537 14	217,988 65	56,548 49
1,200 00	ALLERGAN INC	COM	86/12/31-03/12/31	10/3/2003	97,243 44	75,854 48	21,388 96
2,200 00	ALLERGAN INC	COM	86/12/31-03/12/31	11/25/2003	180,542 54	138,225 09	22,317 45
1,800 00	ALTERA CORP		86/12/31-03/12/31	3/20/2003	26,095 25	36,882 00	(10,786 75)
900 00	ALTERA CORP		86/12/31-03/12/31	5/28/2003	17,106 84	18,441 00	(1,334 16)
2,700 00	ALTERA CORP		86/12/31-03/12/31	5/29/2003	52,343 79	55,323 00	(2,979 21)
1,900 00	ALTERA CORP		86/12/31-03/12/31	5/30/2003	36,328 48	38,931 00	(2,604 52)
100 00	ALTERA CORP		86/12/31-03/12/31	6/2/2003	1,927 83	2,049 00	(121 17)
1,500 00	ALTERA CORP		86/12/31-03/12/31	6/2/2003	28,840 19	30,735 00	(1,894 81)
500 00	ALTERA CORP		86/12/31-03/12/31	6/4/2003	9,412 00	10,245 00	(833 00)
2,700 00	ALTERA CORP		86/12/31-03/12/31	6/6/2003	52,388 07	53,572 25	(1,184 18)
300 00	ALTERA CORP		86/12/31-03/12/31	7/7/2003	5,642 73	5,096 55	546 18
400 00	ALTERA CORP		86/12/31-03/12/31	7/8/2003	7,676 87	6,785 40	891 47
200 00	ALTERA CORP		86/12/31-03/12/31	7/9/2003	3,938 07	3,397 70	540 37
100 00	ALTERA CORP		86/12/31-03/12/31	7/31/2003	1,971 61	1,698 85	272 76
500 00	ALTERA CORP		86/12/31-03/12/31	8/4/2003	9,910 43	8,294 50	1,615 93
200 00	ALTERA CORP		86/12/31-03/12/31	8/14/2003	3,917 49	3,295 96	621 53
100 00	ALTERA CORP		86/12/31-03/12/31	8/15/2003	1,977 27	1,647 98	329 29
500 00	ALTERA CORP		86/12/31-03/12/31	8/18/2003	10,116 42	8,239 90	1,876 52
300 00	ALTERA CORP		86/12/31-03/12/31	8/19/2003	6,451 31	4,943 94	1,507 37
100 00	ALTERA CORP		86/12/31-03/12/31	8/20/2003	2,155 48	1,647 98	507 50
100 00	ALTERA CORP		86/12/31-03/12/31	8/21/2003	2,168 89	1,647 98	520 91
200 00	ALTERA CORP		86/12/31-03/12/31	8/21/2003	4,410 75	3,295 96	1,114 79
2,300 00	ALTERA CORP		86/12/31-03/12/31	8/27/2003	51,355 90	37,823 34	13,532 56
500 00	ALTERA CORP		86/12/31-03/12/31	8/28/2003	11,077 08	8,219 85	2,857 23
1,300 00	ALTERA CORP		86/12/31-03/12/31	8/29/2003	29,251 36	21,371 61	7,879 75
200 00	ALTERA CORP		86/12/31-03/12/31	9/2/2003	4,493 42	3,287 94	1,205 48
2,300 00	ALTERA CORP		86/12/31-03/12/31	9/5/2003	51,882 80	37,755 11	14,127 69
1,000 00	ALTERA CORP		86/12/31-03/12/31	9/8/2003	22,850 72	16,384 50	6,466 22
900 00	ALTERA CORP		86/12/31-03/12/31	9/9/2003	20,763 91	14,746 05	6,017 86
3 100 00	ALTERA CORP		86/12/31-03/12/31	9/17/2003	67,850 85	48,344 01	19,506 84
900 00	ALTERA CORP		86/12/31-03/12/31	11/7/2003	19,860 26	12,743 19	7,117 07
300 00	ALTERA CORP		86/12/31-03/12/31	11/12/2003	6,641 23	4,247 73	2,393 50
400 00	ALTERA CORP		86/12/31-03/12/31	11/14/2003	9,173 16	5,663 64	3,509 52
200 00	ALTERA CORP		86/12/31-03/12/31	11/17/2003	4,599 78	2,831 82	1,767 96
100 00	ALTERA CORP		86/12/31-03/12/31	11/18/2003	2,355 88	1,415 91	939 97
200 00	ALTERA CORP		86/12/31-03/12/31	11/19/2003	4,731 77	2,831 82	1,899 95
100 00	ALTERA CORP		86/12/31-03/12/31	11/20/2003	2,381 84	1,415 91	965 73
1,800 00	ALTERA CORP		86/12/31-03/12/31	12/1/2003	45,609 32	25,486 38	20,122 94
3,600 00	ALTERA CORP		86/12/31-03/12/31	12/10/2003	80,240 23	50,197 27	30,042 96
7 300 00	AMAZON COM INC	COM	86/12/31-03/12/31	2/14/2003	144,116 63	121,618 00	22,498 63
20,700 00	AMAZON COM INC	COM	86/12/31-03/12/31	5/23/2003	677,028 01	344,862 00	332,166 01
6,000 00	AMAZON COM INC	COM	86/12/31-03/12/31	9/17/2003	277,221 81	99,960 00	177,261 81
2,100 00	AMAZON COM INC	COM	86/12/31-03/12/31	10/9/2003	121,430 17	34,988 00	86,442 17
3,600 00	AMAZON COM INC	COM	86/12/31-03/12/31	10/10/2003	208,564 51	59,976 00	148,588 51
4,100 00	AMAZON COM INC	COM	86/12/31-03/12/31	12/10/2003	199,250 66	68,306 00	130,944 66
31,900 00	REUTERS GROUP	ORD GBP0 25	86/12/31-03/12/31	7/22/2003	103,552 53	223,141 62	(119,589 09)
42,300 00	REUTERS GROUP	ORD GBP0 25	86/12/31-03/12/31	7/23/2003	139,571 27	215,681 31	(76,110 04)
7,400 00	REUTERS GROUP	ORD GBP0 25	86/12/31-03/12/31	7/24/2003	25,235 64	34,311 44	(9,075 80)
2,100 00	BAE SYSTEMS	ORD GBP0 025	86/12/31-03/12/31	6/10/2003	5,115 83	10,680 54	(5,564 71)
2,100 00	BAE SYSTEMS	ORD GBP0 025	86/12/31-03/12/31	6/17/2003	5,067 53	10,680 54	(5,613 01)
2,400 00	BAE SYSTEMS	ORD GBP0 025	86/12/31-03/12/31	6/26/2003	5,582 99	12,208 34	(6,625 35)
2,200 00	BAE SYSTEMS	ORD GBP0 025	86/12/31-03/12/31	7/2/2003	5,198 31	11,189 14	(5,990 83)
2,200 00	BAE SYSTEMS	ORD GBP0 025	86/12/31-03/12/31	7/3/2003	5,259 25	11,189 14	(5,929 89)
2,400 00	BAE SYSTEMS	ORD GBP0 025	86/12/31-03/12/31	7/10/2003	5,678 63	12,208 33	(6,527 70)
4 000 00	BAE SYSTEMS	ORD GBP0 025	86/12/31-03/12/31	7/11/2003	9,498 50	20,343 89	(10,845 39)
2,100 00	BAE SYSTEMS	ORD GBP0 025	86/12/31-03/12/31	7/14/2003	5,015 03	10,680 54	(5,665 51)
2,900 00	BAE SYSTEMS	ORD GBP0 025	86/12/31-03/12/31	7/15/2003	6,899 59	14,749 33	(7,849 74)
500 00	BAE SYSTEMS	ORD GBP0 025	86/12/31-03/12/31	7/16/2003	1,175 52	2,542 89	(1,367 37)
1,900 00	BAE SYSTEMS	ORD GBP0 025	86/12/31-03/12/31	8/20/2003	5,046 91	9,663 35	(4,616 44)
12,100 00	BAE SYSTEMS	ORD GBP0 025	86/12/31-03/12/31	8/22/2003	31,958 85	57,132 53	(25,173 68)
1,900 00	BAE SYSTEMS	ORD GBP0 025	86/12/31-03/12/31	8/26/2003	5,096 51	8,858 09	(3,761 58)
7,100 00	BAE SYSTEMS	ORD GBP0 025	86/12/31-03/12/31	8/27/2003	18,770 62	33,101 27	(14,330 65)
9,900 00	BAE SYSTEMS	ORD GBP0 025	86/12/31-03/12/31	8/28/2003	26,452 15	48,155 30	(21,703 15)
1,900 00	BAE SYSTEMS	ORD GBP0 025	86/12/31-03/12/31	8/29/2003	5,109 23	8,858 09	(3,748 86)
7,400 00	BAE SYSTEMS	ORD GBP0 025	86/12/31-03/12/31	9/4/2003	21,216 49	34,499 92	(13,283 43)
2,500 00	BAE SYSTEMS	ORD GBP0 025	86/12/31-03/12/31	9/10/2003	6,908 65	5,386 57	1,522 08
2,700 00	BAE SYSTEMS	ORD GBP0 025	86/12/31-03/12/31	9/10/2003	7,490 06	12,587 80	(5,097 74)
2,000 00	BAE SYSTEMS	ORD GBP0 025	86/12/31-03/12/31	9/11/2003	5,617 22	4,092 11	1,525 11
8,700 00	BAE SYSTEMS	ORD GBP0 025	86/12/31-03/12/31	9/12/2003	24,470 64	17,644 38	6,826 26

THE ROCKEFELLER FOUNDATION
EMPLOYEE ID NO 13-1659829
GAIN AND LOSSES ON TAXABLE INVESTMENTS
FOR YEAR 2003

Shares/Par Value	Security Name	Security Description	Date Bought	Date Sold	Proceeds	Cost	Realized Gain/Loss
13,400 00	BAE SYSTEMS	ORD GBP0 025	86/12/31-03/12/31	9/12/2003	37,347 41	28 835 45	10,511 96
3,600 00	BAE SYSTEMS	ORD GBP0 025	86/12/31-03/12/31	9/17/2003	10,742 71	7,188 78	3,555 93
6,700 00	BAE SYSTEMS	ORD GBP0 025	86/12/31-03/12/31	9/19/2003	21,233 22	13,313 81	7 919 41
7,500 00	BAE SYSTEMS	ORD GBP0 025	86/12/31-03/12/31	9/22/2003	23,037 30	14,655 61	8 381 69
4,800 00	BAE SYSTEMS	ORD GBP0 025	86/12/31-03/12/31	10/3/2003	14,348 85	9,141 59	5 207 26
1,700 00	BAE SYSTEMS	ORD GBP0 025	86/12/31-03/12/31	10/6/2003	5,115 91	3,223 94	1,891 97
3,300 00	BAE SYSTEMS	ORD GBP0 025	86/12/31-03/12/31	10/7/2003	9,953 66	6,258 24	3,695 42
1,700 00	BAE SYSTEMS	ORD GBP0 025	86/12/31-03/12/31	10/8/2003	5,227 15	3,167 63	2,059 52
3,900 00	BAE SYSTEMS	ORD GBP0 025	86/12/31-03/12/31	10/9/2003	12,090 68	7,120 04	4,970 62
2,600 00	BAE SYSTEMS	ORD GBP0 025	86/12/31-03/12/31	10/10/2003	8,130 79	4,745 01	3,385 78
1,900 00	BAE SYSTEMS	ORD GBP0 025	86/12/31-03/12/31	10/13/2003	5,979 93	3,466 35	2,513 58
1,600 00	BAE SYSTEMS	ORD GBP0 025	86/12/31-03/12/31	10/14/2003	5,092 12	2,917 28	2,174 84
2,600 00	BAE SYSTEMS	ORD GBP0 025	86/12/31-03/12/31	10/14/2003	8,153 93	4,708 76	3,445 17
6,600 00	BAE SYSTEMS	ORD GBP0 025	86/12/31-03/12/31	10/15/2003	20,570 24	11,861 32	8,708 92
1,700 00	BAE SYSTEMS	ORD GBP0 025	86/12/31-03/12/31	10/17/2003	5,230 36	2,958 17	2,272 19
3,700 00	BAE SYSTEMS	ORD GBP0 025	86/12/31-03/12/31	11/4/2003	11,349 45	6,117 72	5,231 73
1,200 00	AMERICAN GREETINGS CORP	CL A	86/12/31-03/12/31	7/3/2003	23,819 96	21,477 00	2,342 96
100 00	AMERICAN GREETINGS CORP	CL A	86/12/31-03/12/31	7/7/2003	1,096 40	1,789 75	208 65
1,200 00	AMERICAN GREETINGS CORP	CL A	86/12/31-03/12/31	7/7/2003	23,916 31	21,477 00	2,439 31
200 00	AMERICAN GREETINGS CORP	CL A	86/12/31-03/12/31	7/7/2003	4,001 51	3,579 50	422 01
2,400 00	AMERICAN GREETINGS CORP	CL A	86/12/31-03/12/31	7/8/2003	47,715 28	42,954 00	4,761 28
2,800 00	AMERICAN GREETINGS CORP	CL A	86/12/31-03/12/31	7/9/2003	54,637 19	50,113 00	4,524 19
1,300 00	AMERICAN GREETINGS CORP	CL A	86/12/31-03/12/31	7/10/2003	24,824 67	23,266 75	1,557 92
100 00	AMERICAN GREETINGS CORP	CL A	86/12/31-03/12/31	7/10/2003	1,928 78	1,789 75	137 03
1,900 00	AMERICAN GREETINGS CORP	CL A	86/12/31-03/12/31	7/11/2003	35,872 40	34,005 25	1,867 15
200 00	AMERICAN GREETINGS CORP	CL A	86/12/31-03/12/31	7/11/2003	3,803 82	3,579 50	224 32
1,100 00	AMERICAN GREETINGS CORP	CL A	86/12/31-03/12/31	7/14/2003	20,887 93	19,687 25	1,000 68
200 00	AMERICAN GREETINGS CORP	CL A	86/12/31-03/12/31	7/14/2003	3,768 82	3,579 50	189 32
12 900 00	AMERICAN GREETINGS CORP	CL A	86/12/31-03/12/31	8/17/2003	251,018 35	230,877 75	20,140 60
2,700 00	ANHEUSER BUSCH COS INC	COM	86/12/31-03/12/31	2/14/2003	128,730 23	144,164 34	(15,434 11)
4,800 00	APPLIED MATERIALS INC	COM	86/12/31-03/12/31	3/20/2003	64,158 22	116,071 68	(51,913 46)
11,300 00	APPLIED MATERIALS INC	COM	86/12/31-03/12/31	5/2/2003	171,185 83	273,252 08	(102,066 25)
5,900 00	APPLIED MATERIALS INC	COM	86/12/31-03/12/31	5/15/2003	87,540 68	142,671 44	(55 130 76)
5,200 00	APPLIED MATERIALS INC	COM	86/12/31-03/12/31	5/23/2003	71,273 57	125,744 32	(54,470 75)
3,100 00	APPLIED MATERIALS INC	COM	86/12/31-03/12/31	6/8/2003	53,596 17	74,962 96	(21,366 79)
1,300 00	APPLIED MATERIALS INC	COM	86/12/31-03/12/31	6/9/2003	20,754 04	31,436 08	(10 682 04)
100 00	APPLIED MATERIALS INC	COM	86/12/31-03/12/31	7/7/2003	1,735 91	2,418 16	(682 25)
800 00	APPLIED MATERIALS INC	COM	86/12/31-03/12/31	7/7/2003	13,698 15	19,345 28	(5,647 13)
4 300 00	APPLIED MATERIALS INC	COM	86/12/31-03/12/31	7/7/2003	73,627 59	103,980 88	(30,353 29)
3,900 00	APPLIED MATERIALS INC	COM	86/12/31-03/12/31	7/14/2003	70,586 90	94,308 24	(23,722 34)
3,200 00	APPLIED MATERIALS INC	COM	86/12/31-03/12/31	7/14/2003	57,916 64	77 381 12	(19 484 48)
900 00	APPLIED MATERIALS INC	COM	86/12/31-03/12/31	7/15/2003	17,144 19	21,763 44	(4,619 25)
700 00	APPLIED MATERIALS INC	COM	86/12/31-03/12/31	7/15/2003	13,334 37	16,927 12	(3,592 75)
1,300 00	APPLIED MATERIALS INC	COM	86/12/31-03/12/31	7/23/2003	24,801 92	31,436 08	(6,634 16)
1,600 00	APPLIED MATERIALS INC	COM	86/12/31-03/12/31	7/23/2003	30,525 76	38,690 56	(8,164 80)
400 00	APPLIED MATERIALS INC	COM	86/12/31-03/12/31	7/24/2003	7,703 63	9,672 84	(1 969 01)
300 00	APPLIED MATERIALS INC	COM	86/12/31-03/12/31	7/24/2003	5,777 72	7,254 48	(1,476 76)
500 00	APPLIED MATERIALS INC	COM	86/12/31-03/12/31	7/28/2003	9,786 64	12 090 80	(2,304 16)
600 00	APPLIED MATERIALS INC	COM	86/12/31-03/12/31	7/28/2003	11,743 96	14,508 96	(2 765 00)
600 00	APPLIED MATERIALS INC	COM	86/12/31-03/12/31	7/30/2003	11,523 83	14,508 96	(2,985 13)
500 00	APPLIED MATERIALS INC	COM	86/12/31-03/12/31	7/31/2003	9,786 69	12 090 80	(2,304 11)
3,000 00	APPLIED MATERIALS INC	COM	86/12/31-03/12/31	8/27/2003	64,465 77	72,544 80	(8,079 03)
800 00	APPLIED MATERIALS INC	COM	86/12/31-03/12/31	8/28/2003	17,192 23	19,345 28	(2,153 05)
600 00	APPLIED MATERIALS INC	COM	86/12/31-03/12/31	8/29/2003	12,903 83	14,508 96	(1,605 13)
700 00	APPLIED MATERIALS INC	COM	86/12/31-03/12/31	9/2/2003	14,859 88	16,927 12	(2,067 24)
2,400 00	APPLIED MATERIALS INC	COM	86/12/31-03/12/31	9/5/2003	52,276 26	58,035 84	(5,759 58)
900 00	APPLIED MATERIALS INC	COM	86/12/31-03/12/31	9/5/2003	19,396 16	21,763 44	(2,367 28)
1,400 00	APPLIED MATERIALS INC	COM	86/12/31-03/12/31	9/8/2003	30,975 22	33,854 24	(2,879 02)
100 00	APPLIED MATERIALS INC	COM	86/12/31-03/12/31	9/8/2003	2,224 59	2,418 16	(193 57)
2,000 00	APPLIED MATERIALS INC	COM	86/12/31-03/12/31	9/9/2003	44,188 73	48,363 20	(4,174 47)
300 00	APPLIED MATERIALS INC	COM	86/12/31-03/12/31	9/15/2003	6,371 52	7,254 48	(882 96)
2,000 00	APPLIED MATERIALS INC	COM	86/12/31-03/12/31	9/16/2003	42,574 60	48,363 20	(5,788 60)
7,700 00	APPLIED MATERIALS INC	COM	86/12/31-03/12/31	9/17/2003	184,002 30	186 198 32	(22,196 02)
900 00	APPLIED MATERIALS INC	COM	86/12/31-03/12/31	10/13/2003	19,047 51	21,763 44	(2,715 93)
100 00	APPLIED MATERIALS INC	COM	86/12/31-03/12/31	10/15/2003	2,149 82	2,418 16	(268 34)
700 00	APPLIED MATERIALS INC	COM	86/12/31-03/12/31	10/15/2003	15,090 45	16,927 12	(1,836 67)
1,300 00	APPLIED MATERIALS INC	COM	86/12/31-03/12/31	10/28/2003	28,816 79	31 436 08	(2,619 29)
100 00	APPLIED MATERIALS INC	COM	86/12/31-03/12/31	10/30/2003	2,301 45	2,418 16	(116 71)
100 00	APPLIED MATERIALS INC	COM	86/12/31-03/12/31	10/31/2003	2,332 80	2,418 16	(85 36)
200 00	APPLIED MATERIALS INC	COM	86/12/31-03/12/31	11/3/2003	4 909 79	4 836 32	73 47
400 00	APPLIED MATERIALS INC	COM	86/12/31-03/12/31	12/1/2003	9,786 94	9 672 64	114 30
100 00	APPLIED MATERIALS INC	COM	86/12/31-03/12/31	12/1/2003	2,448 38	2 418 16	30 22
2 300 00	APPLIED MATERIALS INC	COM	86/12/31-03/12/31	12/2/2003	55,832 18	50,962 98	4,869 20
1 900 00	APPLIED MATERIALS INC	COM	86/12/31-03/12/31	12/3/2003	46,240 60	35,992 84	10,247 76
11,300 00	APPLIED MATERIALS INC	COM	86/12/31-03/12/31	12/10/2003	240,565 71	200,850 15	39,715 56
7 800 00	APPLIED MICRO CIRCUITS CORP	CDT COM	86/12/31-03/12/31	6/5/2003	51,672 57	52,545 48	(872 91)
1,800 00	APPLIED MICRO CIRCUITS CORP	CDT COM	86/12/31-03/12/31	6/5/2003	11,825 98	12,125 88	(299 90)
2,600 00	APPLIED MICRO CIRCUITS CORP	CDT COM	86/12/31-03/12/31	6/6/2003	17,639 91	17 515 16	124 75
900 00	APPLIED MICRO CIRCUITS CORP	CDT COM	86/12/31-03/12/31	6/11/2003	5,532 13	6,062 94	(530 81)
1 600 00	APPLIED MICRO CIRCUITS CORP	CDT COM	86/12/31-03/12/31	6/12/2003	12,041 82	12,799 54	(757 72)
200 00	APPLIED MICRO CIRCUITS CORP	CDT COM	86/12/31-03/12/31	6/17/2003	1 207 94	1,347 32	(139 38)
2,700 00	APPLIED MICRO CIRCUITS CORP	CDT COM	86/12/31-03/12/31	6/18/2003	17,004 33	18,188 82	(1,184 49)
4,100 00	APPLIED MICRO CIRCUITS CORP	CDT COM	86/12/31-03/12/31	7/2/2003	25 842 31	27,620 06	(1,777 75)
1,700 00	APPLIED MICRO CIRCUITS CORP	CDT COM	86/12/31-03/12/31	7/3/2003	10,885 94	11,452 22	(566 28)
6 200 00	APPLIED MICRO CIRCUITS CORP	CDT COM	86/12/31-03/12/31	7/7/2003	40,730 84	41,766 92	(1,036 08)

THE ROCKEFELLER FOUNDATION
EMPLOYEE ID NO 13-1659629
GAIN AND LOSSES ON TAXABLE INVESTMENTS
FOR YEAR 2003

Shares/Par Value	Security Name	Security Description	Date Bought	Date Sold	Proceeds	Cost	Realized Gain/Loss
2,500 00	APPLIED MICRO CIRCUITS CORP	CDT COM	86/12/31-03/12/31	7/8/2003	16,706 46	16 841 50	(135 04)
1,100 00	APPLIED MICRO CIRCUITS CORP	CDT COM	86/12/31-03/12/31	7/9/2003	7,433 34	7,410 26	23 08
100 00	APPLIED MICRO CIRCUITS CORP	CDT COM	86/12/31-03/12/31	7/10/2003	877 96	673 66	4 30
1,000 00	APPLIED MICRO CIRCUITS CORP	CDT COM	86/12/31-03/12/31	7/14/2003	6,685 78	6,736 60	(50 82)
100 00	APPLIED MICRO CIRCUITS CORP	CDT COM	86/12/31-03/12/31	7/15/2003	875 96	673 66	2 30
600 00	APPLIED MICRO CIRCUITS CORP	CDT COM	86/12/31-03/12/31	9/9/2003	3,883 67	4,041 96	(158 29)
3,000 00	APPLIED MICRO CIRCUITS CORP	CDT COM	86/12/31-03/12/31	11/5/2003	20,078 05	20,209 80	(131 75)
400 00	APPLIED MICRO CIRCUITS CORP	CDT COM	86/12/31-03/12/31	11/6/2003	2,754 99	2,694 64	60 35
300 00	APPLIED MICRO CIRCUITS CORP	CDT COM	86/12/31-03/12/31	11/6/2003	2,042 12	2,020 98	21 14
100 00	APPLIED MICRO CIRCUITS CORP	CDT COM	86/12/31-03/12/31	11/10/2003	668 97	673 66	(4 69)
100 00	APPLIED MICRO CIRCUITS CORP	CDT COM	86/12/31-03/12/31	11/28/2003	647 62	673 66	(26 04)
100 00	APPLIED MICRO CIRCUITS CORP	CDT COM	86/12/31-03/12/31	12/1/2003	649 80	673 66	(24 06)
200 00	APPLIED MICRO CIRCUITS CORP	CDT COM	86/12/31-03/12/31	12/3/2003	1,282 29	1,347 32	(65 03)
2,600 00	AUTOMATIC DATA PROCESSING INC	COM	86/12/31-03/12/31	12/10/2003	100 693 28	93,528 71	7,164 57
2,100 00	COMPASS GROUP	ORD GBP0 10	86/12/31-03/12/31	2/20/2003	9,849 63	13,067 60	(3,217 97)
6,200 00	COMPASS GROUP	ORD GBP0 10	86/12/31-03/12/31	2/21/2003	29,141 83	38,580 54	(9,438 71)
1,100 00	COMPASS GROUP	ORD GBP0 10	86/12/31-03/12/31	2/24/2003	5 151 94	6,844 93	(1,692 99)
6,100 00	BCE INC	COM	86/12/31-03/12/31	9/17/2003	133,641 15	99,507 89	34,133 26
800 00	BAKER HUGHES INC	COM	86/12/31-03/12/31	6/25/2003	27,301 51	30,599 44	(3,297 93)
1,600 00	BAKER HUGHES INC	COM	86/12/31-03/12/31	6/26/2003	54 014 42	61,198 88	(7,184 46)
600 00	BAKER HUGHES INC	COM	86/12/31-03/12/31	6/27/2003	20,331 96	22,949 58	(2,617 62)
500 00	BAKER HUGHES INC	COM	86/12/31-03/12/31	6/30/2003	16,805 45	19,124 65	(2,219 20)
400 00	BAKER HUGHES INC	COM	86/12/31-03/12/31	7/1/2003	13,276 65	15,299 72	(2,023 07)
100 00	BAKER HUGHES INC	COM	86/12/31-03/12/31	7/3/2003	3,375 78	3,824 93	(449 15)
100 00	BAKER HUGHES INC	COM	86/12/31-03/12/31	7/8/2003	3,315 37	3,824 93	(509 56)
300 00	BAKER HUGHES INC	COM	86/12/31-03/12/31	7/9/2003	10,033 56	11,474 79	(1,441 23)
3,400 00	BAKER HUGHES INC	COM	86/12/31-03/12/31	10/3/2003	104,582 15	130,047 82	(25,465 67)
3,700 00	BAKER HUGHES INC	COM	86/12/31-03/12/31	12/10/2003	110,846 80	141,522 41	(30,675 61)
800 00	BANK N S HALIFAX	COM	86/12/31-03/12/31	1/21/2003	26,752 38	27,495 98	(743 60)
1,400 00	BANK N S HALIFAX	COM	86/12/31-03/12/31	1/22/2003	48,752 79	48,117 97	(634 82)
1,300 00	BANK N S HALIFAX	COM	86/12/31-03/12/31	1/23/2003	43 910 31	44,680 97	(770 66)
1,500 00	BANK N S HALIFAX	COM	86/12/31-03/12/31	1/24/2003	50 321 42	51,554 96	(1,233 54)
1,600 00	BANK N S HALIFAX	COM	86/12/31-03/12/31	1/27/2003	52 868 05	54,981 96	(2,113 91)
1,900 00	BANK N S HALIFAX	COM	86/12/31-03/12/31	1/28/2003	62 318 51	65,302 95	(2,986 44)
12,300 00	PRUDENTIAL PLC	ORD GBP0 05	86/12/31-03/12/31	5/23/2003	72 789 94	130,850 87	(58,060 93)
2,300 00	PRUDENTIAL PLC	ORD GBP0 05	86/12/31-03/12/31	5/27/2003	13,495 23	24,468 05	(10,972 82)
2,000 00	PRUDENTIAL PLC	ORD GBP0 05	86/12/31-03/12/31	5/28/2003	12 088 41	21,276 56	(9,190 15)
3,100 00	PRUDENTIAL PLC	ORD GBP0 05	86/12/31-03/12/31	5/29/2003	19,193 98	32,978 67	(13,784 69)
1,300 00	PRUDENTIAL PLC	ORD GBP0 05	86/12/31-03/12/31	5/30/2003	8,096 43	13,829 77	(5,733 34)
1,100 00	PRUDENTIAL PLC	ORD GBP0 05	86/12/31-03/12/31	6/2/2003	6,938 53	11,702 11	(4,763 58)
2,100 00	PRUDENTIAL PLC	ORD GBP0 05	86/12/31-03/12/31	6/5/2003	12,859 13	22,340 39	(9,481 26)
1,400 00	PRUDENTIAL PLC	ORD GBP0 05	86/12/31-03/12/31	6/6/2003	8,646 66	14,893 59	(6,246 93)
1,300 00	PRUDENTIAL PLC	ORD GBP0 05	86/12/31-03/12/31	6/10/2003	7,849 25	13,829 77	(5,980 52)
2,900 00	PRUDENTIAL PLC	ORD GBP0 05	86/12/31-03/12/31	6/11/2003	18,157 11	25,719 19	(7,562 08)
2,100 00	PRUDENTIAL PLC	ORD GBP0 05	86/12/31-03/12/31	6/12/2003	13,257 26	17,654 81	(4,397 55)
1,400 00	PRUDENTIAL PLC	ORD GBP0 05	86/12/31-03/12/31	6/13/2003	8,835 08	11,769 87	(2,934 79)
1,500 00	PRUDENTIAL PLC	ORD GBP0 05	86/12/31-03/12/31	6/16/2003	9,449 33	12,610 57	(3,161 24)
1,100 00	PRUDENTIAL PLC	ORD GBP0 05	86/12/31-03/12/31	6/17/2003	7,219 37	9,247 76	(2,028 39)
127,800 00	VODAFONE GROUP	ORD USD0 10	86/12/31-03/12/31	1/9/2003	240,577 87	210,473 90	30,104 07
42,200 00	VODAFONE GROUP	ORD USD0 10	86/12/31-03/12/31	1/10/2003	81,428 25	68,109 07	13,319 18
104,800 00	VODAFONE GROUP	ORD USD0 10	86/12/31-03/12/31	3/21/2003	198,973 94	169,142 90	29,831 04
105,200 00	VODAFONE GROUP	ORD USD0 10	86/12/31-03/12/31	4/24/2003	211,990 32	169,788 49	42,201 83
144,000 00	VODAFONE GROUP	ORD USD0 10	86/12/31-03/12/31	9/17/2003	286,755 19	232,410 10	54,345 09
169,200 00	VODAFONE GROUP	ORD USD0 10	86/12/31-03/12/31	12/11/2003	397,856 43	273,081 88	124,774 57
200 00	ROYAL BK SCOT GRP	ORD GBP0 25	86/12/31-03/12/31	7/2/2003	5,663 77	5,735 93	(72 16)
2,300 00	ROYAL BK SCOT GRP	ORD GBP0 25	86/12/31-03/12/31	7/3/2003	65,058 08	65,963 18	(907 10)
500 00	ROYAL BK SCOT GRP	ORD GBP0 25	86/12/31-03/12/31	7/4/2003	14,109 84	14,339 82	(229 98)
2,300 00	ROYAL BK SCOT GRP	ORD GBP0 25	86/12/31-03/12/31	7/7/2003	64,684 87	65,963 18	(1,278 31)
2,300 00	ROYAL BK SCOT GRP	ORD GBP0 25	86/12/31-03/12/31	7/8/2003	63,285 03	65,963 18	(2,678 15)
300 00	ROYAL BK SCOT GRP	ORD GBP0 25	86/12/31-03/12/31	7/9/2003	8,272 68	8,603 89	(331 21)
195,000 00	CORUS GROUP	ORD GBP0 10	86/12/31-03/12/31	12/15/2003	105,334 26	245,380 95	(140,046 69)
14,900 00	CORUS GROUP	ORD GBP0 10	86/12/31-03/12/31	12/16/2003	7,838 54	18,749 62	(10,911 08)
25,400 00	CORUS GROUP	ORD GBP0 10	86/12/31-03/12/31	12/17/2003	13,404 01	31,982 44	(18,578 43)
36,300 00	CORUS GROUP	ORD GBP0 10	86/12/31-03/12/31	12/29/2003	19,251 14	45,678 61	(26,427 47)
15,700 00	CORUS GROUP	ORD GBP0 10	86/12/31-03/12/31	12/31/2003	8,394 97	19,756 31	(11,361 34)
123,600 00	BOMBARDIER INC	CLASS B	86/12/31-03/12/31	12/10/2003	470,596 96	415,416 22	55,180 74
10,800 00	ASTRAZENECA	ORD USD0 25	86/12/31-03/12/31	12/11/2003	497,986 33	510,888 55	(12,702 22)
3,400 00	BROADCOM CORP	CL A	86/12/31-03/12/31	3/14/2003	54,373 87	77,702 40	(23,328 53)
6,200 00	BROADCOM CORP	CL A	86/12/31-03/12/31	3/17/2003	100,043 28	140,342 40	(40,299 12)
2,400 00	BROADCOM CORP	CL A	86/12/31-03/12/31	3/18/2003	38,245 48	35,456 95	2,788 53
400 00	BROADCOM CORP	CL A	86/12/31-03/12/31	3/19/2003	6,391 36	4,057 48	2,333 88
2,700 00	BROADCOM CORP	CL A	86/12/31-03/12/31	3/20/2003	43,507 83	27,387 99	16,119 84
1,100 00	BROADCOM CORP	CL A	86/12/31-03/12/31	3/21/2003	17,518 09	11,158 07	6,359 02
3,400 00	BROADCOM CORP	CL A	86/12/31-03/12/31	4/30/2003	61,575 87	34,040 11	27,535 76
300 00	BROADCOM CORP	CL A	86/12/31-03/12/31	5/1/2003	5,364 73	3,002 34	2,362 39
1,700 00	BROADCOM CORP	CL A	86/12/31-03/12/31	5/1/2003	30,085 01	17,013 26	13,071 75
600 00	BROADCOM CORP	CL A	86/12/31-03/12/31	5/2/2003	10 968 02	6 004 68	4 963 34
6,400 00	CABLEVISION NY GROUP CLASS A	CL A	86/12/31-03/12/31	1/13/2003	122,548 62	154,536 32	(31,987 70)
200 00	CABLEVISION NY GROUP CLASS A	CL A	86/12/31-03/12/31	1/14/2003	3,769 88	4,829 26	(1,059 38)
5,700 00	CABLEVISION NY GROUP CLASS A	CL A	86/12/31-03/12/31	12/10/2003	120 320 21	137,633 91	(17,313 70)
6,700 00	CADENCE DESIGN SYS INC	COM	86/12/31-03/12/31	9/15/2003	91 222 24	136,989 54	(45,767 30)
6,600 00	CADENCE DESIGN SYS INC	COM	86/12/31-03/12/31	9/16/2003	91,456 52	134,944 92	(43,488 40)
400 00	CADENCE DESIGN SYS INC	COM	86/12/31-03/12/31	9/16/2003	5,489 74	8,178 48	(2,688 74)
1,200 00	CADENCE DESIGN SYS INC	COM	86/12/31-03/12/31	9/17/2003	16,883 89	24,535 44	(7,651 55)
3,800 00	CARNIVAL CORP	PAIRED 1 COM CARN +1 TR SH BEN	86/12/31-03/12/31	12/10/2003	140,511 33	117,261 54	23,249 79

THE ROCKEFELLER FOUNDATION
EMPLOYEE ID NO 13-1659829
GAIN AND LOSSES ON TAXABLE INVESTMENTS
FOR YEAR 2003

Shares/Par Value	Security Name	Security Description	Date Bought	Date Sold	Proceeds	Cost	Realized Gain/Loss
2,600 00	CHECKFREE CORP NEW	COM	86/12/31-03/12/31	12/10/2003	87,232 84	53,328 00	13,908 84
21,000 00	CISCO SYS INC	COM	86/12/31-03/12/31	12/12/2003	301,158 10	304,997 70	(3,841 60)
2,600 00	CISCO SYS INC	COM	86/12/31-03/12/31	5/23/2003	40,878 92	37,761 82	3,117 30
500 00	CISCO SYS INC	COM	86/12/31-03/12/31	5/27/2003	7,858 13	7,261 85	596 28
17,800 00	CISCO SYS INC	COM	86/12/31-03/12/31	7/31/2003	343,430 29	255,617 12	87,813 17
8,700 00	CISCO SYS INC	COM	86/12/31-03/12/31	9/17/2003	184,344 35	126,356 19	57,988 16
17 400 00	CISCO SYS INC	COM	86/12/31-03/12/31	12/10/2003	407,662 88	252,712 38	154,950 50
1,500 00	CITIGROUP INC	COM	86/12/31-03/12/31	9/15/2003	86,118 40	62,575 98	3 542 42
2,600 00	CITIGROUP INC	COM	86/12/31-03/12/31	12/10/2003	123,130 23	108,485 02	14,665 21
1,700 00	CITIGROUP INC	COM	86/12/31-03/12/31	12/19/2003	81,494 18	70,919 44	10,574 74
500 00	COMCAST CORP NEW	CL A	86/12/31-03/12/31	1/2/2003	12,363 97	3,297 54	9,066 43
400 00	COMCAST CORP NEW	CL A	86/12/31-03/12/31	1/6/2003	10,023 85	2,638 03	7,385 82
400 00	COMCAST CORP NEW	CL A	86/12/31-03/12/31	1/9/2003	10,538 20	2,638 04	7,898 16
337 00	COMCAST CORP NEW	CL A	86/12/31-03/12/31	1/14/2003	9,356 92	2,222 54	7,134 38
400 00	CONCORD EFS INC	COM	86/12/31-03/12/31	5/16/2003	6,092 19	7,619 04	(1,526 85)
200 00	CONCORD EFS INC	COM	86/12/31-03/12/31	5/16/2003	3,043 11	3,817 34	(774 23)
2,600 00	CONCORD EFS INC	COM	86/12/31-03/12/31	5/19/2003	38,500 81	49,523 76	(11,022 95)
1,700 00	CONCORD EFS INC	COM	86/12/31-03/12/31	5/20/2003	24,997 32	32,380 92	(7,383 60)
800 00	CONCORD EFS INC	COM	86/12/31-03/12/31	5/21/2003	11,559 45	15,238 08	(3,678 63)
3 800 00	CONCORD EFS INC	COM	86/12/31-03/12/31	5/22/2003	55,090 19	72,101 31	(17,011 12)
700 00	CONCORD EFS INC	COM	86/12/31-03/12/31	5/23/2003	10,207 55	13,240 71	(3,033 16)
1,000 00	CONCORD EFS INC	COM	86/12/31-03/12/31	5/27/2003	14,844 70	18,860 17	(4,015 47)
2,400 00	CONCORD EFS INC	COM	86/12/31-03/12/31	5/28/2003	36,181 42	44,586 90	(8,405 48)
100 00	CONCORD EFS INC	COM	86/12/31-03/12/31	5/29/2003	1,508 92	1,603 44	(94 52)
300 00	CONCORD EFS INC	COM	86/12/31-03/12/31	5/29/2003	4 529 78	4,810 32	(280 54)
800 00	CONCORD EFS INC	COM	86/12/31-03/12/31	5/29/2003	12,160 38	12,584 35	(423 97)
1,300 00	CONCORD EFS INC	COM	86/12/31-03/12/31	5/30/2003	19 700 96	19,702 82	(1 86)
100 00	CONCORD EFS INC	COM	86/12/31-03/12/31	6/2/2003	1,508 78	1,514 84	(6 06)
2,100 00	CONCORD EFS INC	COM	86/12/31-03/12/31	6/2/2003	31,733 28	31,743 46	(10 18)
2,800 00	CONCORD EFS INC	COM	86/12/31-03/12/31	6/3/2003	42,566 96	40,908 04	1,658 92
4,500 00	CONCORD EFS INC	COM	86/12/31-03/12/31	6/4/2003	70,137 75	62,350 65	7,787 10
800 00	CONCORD EFS INC	COM	86/12/31-03/12/31	6/4/2003	9,383 26	8,313 42	1 069 84
100 00	CONCORD EFS INC	COM	86/12/31-03/12/31	6/4/2003	1,530 92	1,385 57	145 35
100 00	CONCORD EFS INC	COM	86/12/31-03/12/31	6/5/2003	1,688 92	1,385 57	183 35
4,000 00	CONCORD EFS INC	COM	86/12/31-03/12/31	6/5/2003	63,074 23	53,332 88	9,741 35
2,900 00	CONCORD EFS INC	COM	86/12/31-03/12/31	6/6/2003	48,026 92	38,069 46	9,957 46
1,100 00	CONCORD EFS INC	COM	86/12/31-03/12/31	6/6/2003	16,885 52	14,440 14	2,445 38
2,800 00	CONCORD EFS INC	COM	86/12/31-03/12/31	6/10/2003	43,868 66	33,547 82	10,318 84
1,700 00	CONCORD EFS INC	COM	86/12/31-03/12/31	6/11/2003	27,092 13	19,570 91	7,521 22
900 00	CONCORD EFS INC	COM	86/12/31-03/12/31	6/12/2003	14,143 55	10,356 65	3,786 90
1,300 00	CONCORD EFS INC	COM	86/12/31-03/12/31	6/16/2003	20,234 97	14,920 25	5,314 72
100 00	CONCORD EFS INC	COM	86/12/31-03/12/31	6/17/2003	1,563 00	1,140 77	422 23
600 00	CONCORD EFS INC	COM	86/12/31-03/12/31	6/17/2003	9,376 29	8,839 51	536 78
1,700 00	CONCORD EFS INC	COM	86/12/31-03/12/31	6/18/2003	26,715 26	19 306 22	7,409 04
100 00	CONCORD EFS INC	COM	86/12/31-03/12/31	6/19/2003	1,568 42	1,135 66	432 76
700 00	CONCORD EFS INC	COM	86/12/31-03/12/31	7/7/2003	10,492 92	7,588 28	2,904 64
100 00	CONCORD EFS INC	COM	86/12/31-03/12/31	7/8/2003	1 494 92	1,025 07	469 85
100 00	CONCORD EFS INC	COM	86/12/31-03/12/31	7/9/2003	1,500 24	1,025 07	475 17
200 00	CONCORD EFS INC	COM	86/12/31-03/12/31	7/14/2003	3,013 85	2,050 14	963 71
1,300 00	CONCORD EFS INC	COM	86/12/31-03/12/31	7/14/2003	19,816 52	13,325 91	6,490 61
1,000 00	CONCORD EFS INC	COM	86/12/31-03/12/31	7/15/2003	15,071 19	10,250 70	4,820 49
2,000 00	CONCORD EFS INC	COM	86/12/31-03/12/31	12/10/2003	21,878 97	20,501 40	1,377 57
2,100 00	COSTCO WHSL CORP NEW	COM	86/12/31-03/12/31	12/10/2003	75,848 44	64,531 76	11,316 68
0 68	DEL MONTE FOODS CO	COM	86/12/31-03/12/31	1/8/2003	5 31	8 26	(0 95)
2,600 00	DEL MONTE FOODS CO	COM	86/12/31-03/12/31	1/17/2003	21,897 57	23,945 99	(2,048 42)
1,500 00	DEL MONTE FOODS CO	COM	86/12/31-03/12/31	1/21/2003	12,491 62	12 274 07	217 55
276 00	DEL MONTE FOODS CO	COM	86/12/31-03/12/31	1/22/2003	2,357 79	2,162 70	195 09
8,100 00	DOVER CORP	COM	86/12/31-03/12/31	2/14/2003	203,546 86	307,317 24	(103,770 38)
1,300 00	EBAY INC	COM	86/12/31-03/12/31	1/28/2003	95,424 66	77,626 51	17,798 15
600 00	EBAY INC	COM	86/12/31-03/12/31	1/29/2003	44,106 83	35 483 64	8,623 19
300 00	EBAY INC	COM	86/12/31-03/12/31	4/22/2003	26,753 52	17,741 82	9,011 70
800 00	EBAY INC	COM	86/12/31-03/12/31	4/22/2003	71,464 01	46 224 41	25,239 60
400 00	EBAY INC	COM	86/12/31-03/12/31	4/23/2003	37,505 40	22 206 28	15,299 12
500 00	EBAY INC	COM	86/12/31-03/12/31	4/23/2003	48,577 11	27 757 85	18,819 26
100 00	EBAY INC	COM	86/12/31-03/12/31	4/24/2003	9,434 14	5 551 57	3,882 57
100 00	EBAY INC	COM	86/12/31-03/12/31	4/29/2003	9,254 09	5,551 57	3,702 52
300 00	EBAY INC	COM	86/12/31-03/12/31	7/14/2003	34,153 40	16 654 71	17,498 69
400 00	EBAY INC	COM	86/12/31-03/12/31	7/15/2003	45,301 87	22,093 14	23,208 73
400 00	EBAY INC	COM	86/12/31-03/12/31	7/16/2003	45,341 87	21 900 00	23,441 87
200 00	EBAY INC	COM	86/12/31-03/12/31	7/23/2003	22,713 67	10,950 00	11,763 67
100 00	EBAY INC	COM	86/12/31-03/12/31	7/24/2003	11,599 69	5,475 00	6,124 69
3,400 00	EBAY INC	COM	86/12/31-03/12/31	9/17/2003	187,195 23	92,320 65	94,874 58
1,100 00	EMERSON ELEC CO	COM	86/12/31-03/12/31	9/9/2003	61 713 37	53,059 71	8,653 66
1,300 00	EMERSON ELEC CO	COM	86/12/31-03/12/31	11/25/2003	78,646 31	62,708 93	15,938 38
2,300 00	MARKS + SPENCER GP	ORD GBP0 25	86/12/31-03/12/31	8/29/2003	11,072 76	13,306 60	(2,233 84)
2,300 00	MARKS + SPENCER GP	ORD GBP0 25	86/12/31-03/12/31	9/1/2003	11,112 97	13,306 60	(2,193 63)
5,700 00	MARKS + SPENCER GP	ORD GBP0 25	86/12/31-03/12/31	9/1/2003	27,382 14	32,977 22	(5,595 08)
1,800 00	MARKS + SPENCER GP	ORD GBP0 25	86/12/31-03/12/31	9/2/2003	7,658 01	9,258 76	(1,598 75)
4,900 00	MARKS + SPENCER GP	ORD GBP0 25	86/12/31-03/12/31	9/3/2003	23,847 00	26 348 84	(4,701 84)
2,800 00	MARKS + SPENCER GP	ORD GBP0 25	86/12/31-03/12/31	9/4/2003	13,804 42	16 199 34	(2,594 92)
4,300 00	MARKS + SPENCER GP	ORD GBP0 25	86/12/31-03/12/31	9/5/2003	21,086 41	24,877 55	(3,791 14)
3,300 00	MARKS + SPENCER GP	ORD GBP0 25	86/12/31-03/12/31	9/5/2003	16,202 13	19,092 07	(2,889 94)
2,400 00	MARKS + SPENCER GP	ORD GBP0 25	86/12/31-03/12/31	9/8/2003	11,907 91	13,885 14	(1,977 23)
1,100 00	MARKS + SPENCER GP	ORD GBP0 25	86/12/31-03/12/31	9/9/2003	5,452 46	6,364 02	(911 56)
2,500 00	MARKS + SPENCER GP	ORD GBP0 25	86/12/31-03/12/31	9/10/2003	12,294 52	14,463 69	(2,169 17)

THE ROCKEFELLER FOUNDATION
EMPLOYEE ID NO 13-1659629
GAIN AND LOSSES ON TAXABLE INVESTMENTS
FOR YEAR 2003

Shares/Par Value	Security Name	Security Description	Date Bought	Date Sold	Proceeds	Cost	Realized Gain/Loss
2,200 00	MARKS + SPENCER GP	ORD GBP0 25	86/12/31-03/12/31	9/11/2003	10,842 19	12,728 05	(1,885 86)
2,000 00	MARKS + SPENCER GP	ORD GBP0 25	86/12/31-03/12/31	9/12/2003	9,934 50	11,570 95	(1,636 45)
3 800 00	MARKS + SPENCER GP	ORD GBP0 25	86/12/31-03/12/31	9/15/2003	19,110 31	21,984 82	(2,874 51)
2,900 00	MARKS + SPENCER GP	ORD GBP0 25	86/12/31-03/12/31	9/16/2003	14,676 05	16,777 88	(2,101 83)
3,100 00	MARKS + SPENCER GP	ORD GBP0 25	86/12/31-03/12/31	9/17/2003	16,099 28	17,934 98	(1,835 70)
1,700 00	MARKS + SPENCER GP	ORD GBP0 25	86/12/31-03/12/31	9/18/2003	8,786 69	9 835 31	(1,048 62)
3,300 00	MARKS + SPENCER GP	ORD GBP0 25	86/12/31-03/12/31	9/19/2003	17,092 98	19,092 08	(1,999 10)
7,600 00	FLEETBOSTON FINL CORP	COM	86/12/31-03/12/31	11/28/2003	308,359 35	268,964 00	39,395 35
3,400 00	FLEETBOSTON FINL CORP	COM	86/12/31-03/12/31	12/1/2003	137,677 57	120,326 00	17,351 57
9,300 00	FLEETBOSTON FINL CORP	COM	86/12/31-03/12/31	12/10/2003	377,743 65	288,970 12	88,773 53
2,000 00	FLEETBOSTON FINL CORP	COM	86/12/31-03/12/31	12/11/2003	81,594 57	54,366 04	27,228 53
700 00	FLEETBOSTON FINL CORP	COM	86/12/31-03/12/31	12/11/2003	28,495 66	19,096 35	9,399 31
2,700 00	FOREST LABS INC	COM	86/12/31-03/12/31	12/10/2003	154,918 74	144,304 60	10,614 14
10,700 00	GENERAL MTRS CORP	COM	86/12/31-03/12/31	12/15/2003	531,240 81	688,888 00	(157,625 19)
4,200 00	GENERAL MTRS CORP	CL H NEW	86/12/31-03/12/31	5/23/2003	52,287 54	63,042 00	(10,754 46)
12,500 00	GENERAL MTRS CORP	CL H NEW	86/12/31-03/12/31	5/27/2003	156,053 91	187,825 00	(31,571 09)
3,500 00	GENERAL MTRS CORP	CL H NEW	86/12/31-03/12/31	5/28/2003	43,581 70	52,535 00	(8,953 30)
1,900 00	GENERAL MTRS CORP	CL H NEW	86/12/31-03/12/31	5/29/2003	23,221 27	28,519 00	(5,297 73)
2,600 00	GENERAL MTRS CORP	CL H NEW	86/12/31-03/12/31	5/30/2003	31,807 68	39,026 00	(7,218 32)
3,200 00	GENERAL MTRS CORP	CL H NEW	86/12/31-03/12/31	6/2/2003	38,986 96	48,032 00	(9,045 04)
400 00	GENERAL MTRS CORP	CL H NEW	86/12/31-03/12/31	6/3/2003	4,846 49	6,004 00	(1,157 51)
36,300 00	GENERAL MTRS CORP	CL H NEW	86/12/31-03/12/31	12/23/2003	97,260 87	96,412 73	848 14
900 00	GOLDMAN SACHS GROUP INC	COM	86/12/31-03/12/31	12/10/2003	89,023 83	71,805 33	17,218 50
6,100 00	BOUYGUES	EUR1	86/12/31-03/12/31	12/11/2003	196,076 68	184,133 61	11,943 07
1,900 00	GUIDANT CORP	COM	86/12/31-03/12/31	9/17/2003	96,250 44	71,878 33	24,372 11
1,300 00	GUIDANT CORP	COM	86/12/31-03/12/31	12/10/2003	73,148 61	49,179 91	23,968 70
11,500 00	ASSIC GENERALI	EUR1 00	86/12/31-03/12/31	8/22/2003	266,935 73	277,916 95	(10,981 22)
1,400 00	HASBRO INC	COM	86/12/31-03/12/31	2/13/2003	16,487 72	22,359 26	(5,871 54)
2,600 00	HASBRO INC	COM	86/12/31-03/12/31	2/14/2003	30,763 05	41,524 34	(10,761 29)
1,000 00	HASBRO INC	COM	86/12/31-03/12/31	2/18/2003	12,136 03	15,970 90	(3,834 87)
1,200 00	HASBRO INC	COM	86/12/31-03/12/31	2/19/2003	14,297 32	19,165 08	(4,867 76)
200 00	HASBRO INC	COM	86/12/31-03/12/31	2/19/2003	2,389 10	3,194 18	(805 08)
1,400 00	HASBRO INC	COM	86/12/31-03/12/31	2/20/2003	16,919 60	22,359 26	(5,439 66)
200 00	HASBRO INC	COM	86/12/31-03/12/31	2/20/2003	2,427 94	3,194 18	(766 24)
700 00	HASBRO INC	COM	86/12/31-03/12/31	2/21/2003	8,472 75	11,179 63	(2,706 88)
100 00	HASBRO INC	COM	86/12/31-03/12/31	2/21/2003	1,208 56	1,597 09	(388 53)
100 00	HASBRO INC	COM	86/12/31-03/12/31	2/21/2003	1,211 96	1,597 09	(385 13)
700 00	HASBRO INC	COM	86/12/31-03/12/31	2/24/2003	8,430 61	11,179 63	(2,749 02)
200 00	HASBRO INC	COM	86/12/31-03/12/31	2/24/2003	2,424 56	3,194 18	(769 62)
100 00	HASBRO INC	COM	86/12/31-03/12/31	2/25/2003	1,215 08	1,597 09	(382 01)
100 00	HASBRO INC	COM	86/12/31-03/12/31	2/25/2003	1,204 96	1,597 09	(392 13)
100 00	HASBRO INC	COM	86/12/31-03/12/31	2/26/2003	1,213 96	1,597 09	(383 13)
200 00	HASBRO INC	COM	86/12/31-03/12/31	2/26/2003	2,418 92	3,194 18	(775 26)
700 00	HASBRO INC	COM	86/12/31-03/12/31	2/26/2003	8,446 78	11,179 63	(2,732 85)
1,100 00	HASBRO INC	COM	86/12/31-03/12/31	2/27/2003	13,258 11	17,567 99	(4,309 88)
100 00	HASBRO INC	COM	86/12/31-03/12/31	2/28/2003	1,208 96	1,597 09	(388 13)
1,200 00	HASBRO INC	COM	86/12/31-03/12/31	2/28/2003	14,504 68	19,165 08	(4,660 40)
700 00	HASBRO INC	COM	86/12/31-03/12/31	3/3/2003	8,507 89	11,179 63	(2,671 74)
100 00	HASBRO INC	COM	86/12/31-03/12/31	3/3/2003	1,209 96	1,597 09	(387 13)
900 00	HASBRO INC	COM	86/12/31-03/12/31	3/3/2003	11,006 48	14,373 81	(3,367 33)
200 00	HASBRO INC	COM	86/12/31-03/12/31	3/4/2003	2,407 92	3,194 18	(786 26)
300 00	HASBRO INC	COM	86/12/31-03/12/31	3/5/2003	3,620 89	4,791 27	(1,170 38)
300 00	HASBRO INC	COM	86/12/31-03/12/31	3/5/2003	3,622 27	4,791 27	(1,169 00)
200 00	HASBRO INC	COM	86/12/31-03/12/31	3/5/2003	2,417 84	3,194 18	(776 34)
200 00	HASBRO INC	COM	86/12/31-03/12/31	3/6/2003	2,421 92	3,194 18	(772 26)
500 00	HASBRO INC	COM	86/12/31-03/12/31	3/6/2003	6,075 31	7,985 45	(1,910 14)
200 00	HASBRO INC	COM	86/12/31-03/12/31	3/6/2003	2,435 92	3,194 18	(758 26)
200 00	HASBRO INC	COM	86/12/31-03/12/31	3/7/2003	2,471 68	3,194 18	(722 50)
100 00	HASBRO INC	COM	86/12/31-03/12/31	3/10/2003	1,220 04	1,597 09	(377 05)
100 00	HASBRO INC	COM	86/12/31-03/12/31	3/11/2003	1,217 31	1,597 09	(379 78)
700 00	HASBRO INC	COM	86/12/31-03/12/31	3/13/2003	8,776 96	11,179 63	(2,402 67)
1,700 00	HEINZ H J CO	COM	86/12/31-03/12/31	9/17/2003	57,661 29	64,860 40	(6,999 11)
10,300 00	HEWLETT PACKARD CO	COM	86/12/31-03/12/31	6/28/2003	217,834 78	150,117 68	67,717 10
13 174 00	HEWLETT PACKARD CO	COM	86/12/31-03/12/31	9/8/2003	269,508 95	154,568 59	114,942 36
600 00	HOUSEHOLD INTL INC	COM	86/12/31-03/12/31	1/7/2003	17,062 16	35,520 00	(18,457 84)
800 00	HOUSEHOLD INTL INC	COM	86/12/31-03/12/31	1/8/2003	22,789 87	47,360 00	(24,570 13)
200 00	HOUSEHOLD INTL INC	COM	86/12/31-03/12/31	1/8/2003	5,688 84	11,840 00	(6,151 16)
4,300 00	HOUSEHOLD INTL INC	COM	86/12/31-03/12/31	1/8/2003	122,231 98	254,560 00	(132,328 02)
200 00	HOUSEHOLD INTL INC	COM	86/12/31-03/12/31	1/10/2003	5,695 82	11,840 00	(6,144 18)
2,300 00	HOUSEHOLD INTL INC	COM	86/12/31-03/12/31	1/10/2003	65,610 81	136,160 00	(70,549 19)
1,400 00	HOUSEHOLD INTL INC	COM	86/12/31-03/12/31	1/13/2003	40,027 73	82,880 00	(42,852 27)
100 00	HOUSEHOLD INTL INC	COM	86/12/31-03/12/31	1/14/2003	2,842 91	5,920 00	(3,077 09)
1,000 00	HOUSEHOLD INTL INC	COM	86/12/31-03/12/31	1/14/2003	28,474 04	59,200 00	(30,725 96)
1 100 00	HOUSEHOLD INTL INC	COM	86/12/31-03/12/31	1/15/2003	31,294 16	65,120 00	(33,825 84)
100 00	HOUSEHOLD INTL INC	COM	86/12/31-03/12/31	1/16/2003	2,844 91	5,920 00	(3,075 09)
200 00	HOUSEHOLD INTL INC	COM	86/12/31-03/12/31	1/21/2003	5,589 83	11,840 00	(6,250 17)
0 50	HUDSON HIGHLAND GROUP INC	COM	86/12/31-03/12/31	4/18/2003	6 89	12 46	(5 57)
100 00	HUDSON HIGHLAND GROUP INC	COM	86/12/31-03/12/31	4/23/2003	1 697 31	2,492 88	(795 57)
900 00	HUDSON HIGHLAND GROUP INC	COM	86/12/31-03/12/31	5/6/2003	13,013 38	22,330 07	(9,316 69)
100 00	HUDSON HIGHLAND GROUP INC	COM	86/12/31-03/12/31	5/7/2003	1 463 10	1,712 86	(249 76)
400 00	HUDSON HIGHLAND GROUP INC	COM	86/12/31-03/12/31	5/7/2003	5,823 72	7,353 91	(1,530 19)
352 00	HUDSON HIGHLAND GROUP INC	COM	86/12/31-03/12/31	5/8/2003	5,124 87	5,701 25	(576 38)
1,000 00	ILLINOIS TOOL WKS INC	COM	86/12/31-03/12/31	9/17/2003	72,246 61	72,991 89	(745 28)
2,000 00	ILLINOIS TOOL WKS INC	COM	86/12/31-03/12/31	12/10/2003	163,724 33	145,983 78	17,740 55
200 00	SYNTHES STRATEC	COM CHF0 01	86/12/31-03/12/31	9/17/2003	174 864 79	129,627 35	45,237 44

THE ROCKEFELLER FOUNDATION
EMPLOYEE ID NO 13-1659829
GAIN AND LOSSES ON TAXABLE INVESTMENTS
FOR YEAR 2003

Shares/Par Value	Security Name	Security Description	Date Bought	Date Sold	Proceeds	Cost	Realized Gain/Loss
12,300.00	INTEL CORP	COM	88/12/31-03/12/31	1/15/2003	215,451.37	353,625.00	(138,173.63)
1,800.00	INTERACTIVECORP	COM	88/12/31-03/12/31	6/17/2003	61,946.69	61,010.56	936.13
200.00	INTERACTIVECORP	COM	88/12/31-03/12/31	6/17/2003	7,780.15	7,123.62	656.53
1,000.00	INTERACTIVECORP	COM	88/12/31-03/12/31	6/18/2003	38,349.80	35,256.48	3,093.32
5,371.00	TELEKOM AUSTRIA	NPV	88/12/31-03/12/31	9/11/2003	55,836.31	57,426.53	(1,488.22)
1,955.00	TELEKOM AUSTRIA	NPV	88/12/31-03/12/31	9/12/2003	20,752.15	17,523.21	3,228.94
2,840.00	TELEKOM AUSTRIA	NPV	88/12/31-03/12/31	9/15/2003	29,896.47	25,200.60	4,695.87
4,176.00	TELEKOM AUSTRIA	NPV	88/12/31-03/12/31	9/18/2003	43,756.22	36,805.76	6,950.46
3,364.00	TELEKOM AUSTRIA	NPV	88/12/31-03/12/31	9/23/2003	35,866.54	29,397.18	6,471.36
800.00	J P MORGAN CHASE + CO	COM	88/12/31-03/12/31	7/22/2003	27,860.76	28,386.96	(426.20)
1,500.00	J P MORGAN CHASE + CO	COM	88/12/31-03/12/31	7/24/2003	52,600.28	53,225.55	(625.27)
1,100.00	J P MORGAN CHASE + CO	COM	88/12/31-03/12/31	7/25/2003	38,488.40	39,032.07	(543.67)
4,600.00	J P MORGAN CHASE + CO	COM	88/12/31-03/12/31	9/17/2003	158,922.55	163,225.02	(4,302.47)
2,400.00	J P MORGAN CHASE + CO	COM	88/12/31-03/12/31	10/7/2003	85,062.09	85,160.88	(98.79)
8,000.00	J P MORGAN CHASE + CO	COM	88/12/31-03/12/31	11/25/2003	282,546.75	283,869.60	(1,322.85)
2,300.00	J P MORGAN CHASE + CO	COM	88/12/31-03/12/31	12/12/2003	80,477.59	81,612.51	(1,134.92)
3,500.00	J P MORGAN CHASE + CO	COM	88/12/31-03/12/31	12/19/2003	124,979.14	124,192.95	786.19
100.00	RENAULT (REGIE NATIONALE)	EUR3 81	88/12/31-03/12/31	12/17/2003	6,750.99	6,122.23	628.76
100.00	RENAULT (REGIE NATIONALE)	EUR3 81	88/12/31-03/12/31	12/18/2003	6,696.34	6,122.23	574.11
100.00	RENAULT (REGIE NATIONALE)	EUR3 81	88/12/31-03/12/31	12/22/2003	6,729.90	6,122.23	607.67
2,000.00	KLA TENCOR CORP	COM	88/12/31-03/12/31	6/4/2003	96,102.49	117,551.60	(21,449.11)
1,200.00	KLA TENCOR CORP	COM	88/12/31-03/12/31	6/5/2003	58,849.68	70,530.96	(11,681.28)
1,400.00	KLA TENCOR CORP	COM	88/12/31-03/12/31	6/6/2003	71,196.46	82,286.12	(11,089.66)
400.00	KLA TENCOR CORP	COM	88/12/31-03/12/31	6/11/2003	19,172.46	23,510.32	(4,337.86)
100.00	KLA TENCOR CORP	COM	88/12/31-03/12/31	6/18/2003	4,820.66	5,877.58	(1,056.92)
100.00	KLA TENCOR CORP	COM	88/12/31-03/12/31	7/2/2003	4,703.55	5,877.58	(1,174.03)
400.00	KLA TENCOR CORP	COM	88/12/31-03/12/31	7/7/2003	19,296.89	23,510.32	(4,213.43)
100.00	KLA TENCOR CORP	COM	88/12/31-03/12/31	7/8/2003	4,922.87	5,877.58	(954.71)
100.00	KLA TENCOR CORP	COM	88/12/31-03/12/31	7/9/2003	4,937.92	5,877.58	(939.66)
400.00	KLA TENCOR CORP	COM	88/12/31-03/12/31	7/14/2003	20,076.37	23,510.32	(3,433.95)
100.00	KLA TENCOR CORP	COM	88/12/31-03/12/31	8/27/2003	5,834.29	5,877.58	(43.29)
1,000.00	KLA TENCOR CORP	COM	88/12/31-03/12/31	8/27/2003	58,121.77	58,775.80	(654.03)
300.00	KLA TENCOR CORP	COM	88/12/31-03/12/31	8/28/2003	17,578.00	17,632.74	(54.74)
200.00	KLA TENCOR CORP	COM	88/12/31-03/12/31	8/29/2003	11,787.68	11,755.16	32.52
700.00	KLA TENCOR CORP	COM	88/12/31-03/12/31	9/2/2003	40,863.45	41,143.06	(279.61)
100.00	KLA TENCOR CORP	COM	88/12/31-03/12/31	9/2/2003	5,895.72	5,877.58	18.14
500.00	KLA TENCOR CORP	COM	88/12/31-03/12/31	9/3/2003	29,042.63	29,387.90	(345.27)
1,700.00	KLA TENCOR CORP	COM	88/12/31-03/12/31	9/4/2003	98,230.57	94,784.09	3,446.48
100.00	KLA TENCOR CORP	COM	88/12/31-03/12/31	9/9/2003	5,828.76	5,307.05	521.71
100.00	KLA TENCOR CORP	COM	88/12/31-03/12/31	9/16/2003	5,756.08	5,307.05	449.03
3,600.00	KLA TENCOR CORP	COM	88/12/31-03/12/31	9/17/2003	206,017.63	191,053.80	14,963.83
200.00	KLA TENCOR CORP	COM	88/12/31-03/12/31	10/6/2003	11,665.03	10,614.10	1,050.93
200.00	KLA TENCOR CORP	COM	88/12/31-03/12/31	10/13/2003	11,837.70	10,614.10	1,223.60
300.00	KLA TENCOR CORP	COM	88/12/31-03/12/31	10/15/2003	18,036.62	15,621.15	2,415.47
100.00	KLA TENCOR CORP	COM	88/12/31-03/12/31	10/16/2003	8,022.53	5,307.05	2,715.48
100.00	KLA TENCOR CORP	COM	88/12/31-03/12/31	11/6/2003	5,993.10	5,307.05	686.05
3,600.00	KLA TENCOR CORP	COM	88/12/31-03/12/31	12/10/2003	182,374.98	189,671.52	(7,296.54)
1,800.00	SCHNEIDER ELECTRIC	EUR8	88/12/31-03/12/31	6/2/2003	84,900.31	84,745.61	154.70
1,800.00	SCHNEIDER ELECTRIC	EUR8	88/12/31-03/12/31	9/17/2003	88,824.13	75,329.43	13,494.70
1,200.00	SCHNEIDER ELECTRIC	EUR8	88/12/31-03/12/31	12/11/2003	76,921.85	56,361.32	20,560.53
300.00	VIVENDI UNIVERSAL	EUR5 5	88/12/31-03/12/31	6/3/2003	5,553.33	9,566.66	(4,013.33)
700.00	VIVENDI UNIVERSAL	EUR5 5	88/12/31-03/12/31	6/6/2003	13,471.71	22,322.20	(8,850.49)
300.00	VIVENDI UNIVERSAL	EUR5 5	88/12/31-03/12/31	6/10/2003	5,873.60	9,566.66	(3,693.06)
300.00	VIVENDI UNIVERSAL	EUR5 5	88/12/31-03/12/31	6/11/2003	5,724.60	9,566.66	(3,842.06)
300.00	VIVENDI UNIVERSAL	EUR5 5	88/12/31-03/12/31	6/17/2003	6,054.21	9,566.66	(3,512.45)
300.00	VIVENDI UNIVERSAL	EUR5 5	88/12/31-03/12/31	6/18/2003	5,805.15	9,566.66	(3,761.51)
300.00	VIVENDI UNIVERSAL	EUR5 5	88/12/31-03/12/31	7/7/2003	5,563.51	9,566.66	(4,003.15)
300.00	VIVENDI UNIVERSAL	EUR5 5	88/12/31-03/12/31	7/8/2003	5,566.63	9,566.66	(4,000.03)
300.00	VIVENDI UNIVERSAL	EUR5 5	88/12/31-03/12/31	9/1/2003	5,267.19	9,566.66	(4,299.47)
300.00	VIVENDI UNIVERSAL	EUR5 5	88/12/31-03/12/31	9/2/2003	5,410.59	9,566.66	(4,156.07)
300.00	VIVENDI UNIVERSAL	EUR5 5	88/12/31-03/12/31	9/3/2003	5,660.64	9,566.66	(3,906.02)
11,000.00	VIVENDI UNIVERSAL	EUR5 5	88/12/31-03/12/31	9/17/2003	200,609.89	350,777.42	(150,167.53)
3,500.00	UPM KYMMENE OY	NPV	88/12/31-03/12/31	12/11/2003	66,740.34	61,182.64	5,557.70
5,200.00	OTE (HELLENIC TLM)	EUR2 39(CR)	88/12/31-03/12/31	12/20/2003	58,147.88	80,404.26	(22,256.38)
8,900.00	OTE (HELLENIC TLM)	EUR2 39(CR)	88/12/31-03/12/31	1/21/2003	101,585.03	137,614.97	(36,029.94)
3,200.00	OTE (HELLENIC TLM)	EUR2 39(CR)	88/12/31-03/12/31	1/23/2003	37,465.82	49,478.54	(11,993.72)
1,800.00	OTE (HELLENIC TLM)	EUR2 39(CR)	88/12/31-03/12/31	1/24/2003	19,514.35	24,739.77	(5,225.42)
2,000.00	OTE (HELLENIC TLM)	EUR2 39(CR)	88/12/31-03/12/31	1/27/2003	24,121.21	30,924.72	(6,803.51)
700.00	FRANCE TELECOM	EUR4	88/12/31-03/12/31	12/30/2003	19,618.69	15,824.96	3,793.73
300.00	FRANCE TELECOM	EUR4	88/12/31-03/12/31	12/31/2003	8,467.94	6,824.99	1,642.95
3,900.00	ROYAL DUTCH PETROL	EUR0 56(BR)	88/12/31-03/12/31	2/3/2003	163,623.84	211,344.35	(47,720.51)
6,600.00	ROYAL DUTCH PETROL	EUR0 56(BR)	88/12/31-03/12/31	12/11/2003	314,863.41	357,859.67	(42,996.26)
1,700.00	VEDIOR	CVA EURO 05	88/12/31-03/12/31	2/18/2003	9,136.70	24,307.40	(15,170.70)
1,400.00	VEDIOR	CVA EURO 05	88/12/31-03/12/31	2/20/2003	7,183.58	20,017.86	(12,834.30)
1,100.00	VEDIOR	CVA EURO 05	88/12/31-03/12/31	2/24/2003	5,822.33	15,728.32	(10,105.99)
1,300.00	VEDIOR	CVA EURO 05	88/12/31-03/12/31	3/13/2003	4,953.57	18,588.01	(13,634.44)
12,300.00	VEDIOR	CVA EURO 05	88/12/31-03/12/31	3/14/2003	52,134.84	175,871.22	(123,736.38)
2,400.00	VEDIOR	CVA EURO 05	88/12/31-03/12/31	3/17/2003	10,162.98	34,316.34	(24,153.36)
1,700.00	VEDIOR	CVA EURO 05	88/12/31-03/12/31	3/18/2003	7,780.19	24,307.40	(16,527.21)
4,800.00	LEHMAN BROTHERS HLDGS INC	COM	88/12/31-03/12/31	9/9/2003	325,740.58	267,031.94	58,708.64
14,100.00	LIBERTY MEDIA CORP NEW	COM SER A	88/12/31-03/12/31	2/14/2003	122,102.30	150,870.00	(28,767.70)
8,106.00	LIBERTY MEDIA CORP NEW	COM SER A	88/12/31-03/12/31	5/19/2003	88,870.00	86,734.20	2,135.80
8,106.00	LIBERTY MEDIA CORP NEW	COM SER A	88/12/31-03/12/31	5/19/2003	66,400.84	65,334.20	1,066.64
400.00	LIBERTY MEDIA CORP NEW	COM SER A	88/12/31-03/12/31	5/19/2003	4,555.78	4,280.00	275.78
13,200.00	LIBERTY MEDIA CORP NEW	COM SER A	88/12/31-03/12/31	5/20/2003	142,647.01	133,663.60	8,983.41

THE ROCKEFELLER FOUNDATION
EMPLOYEE ID NO 13-1659629
GAIN AND LOSSES ON TAXABLE INVESTMENTS
FOR YEAR 2003

Shares/Par Value	Security Name	Security Description	Date Bought	Date Sold	Proceeds	Cost	Realized Gain/Loss
1,800 00	LILLY ELI + CO	COM	86/12/31-03/12/31	3/5/2003	101,814 47	120,690 00	(18,875 53)
3,900 00	LINEAR TECHNOLOGY CORP	COM	86/12/31-03/12/31	3/20/2003	133,974 22	150,852 00	(16,877 78)
700 00	LINEAR TECHNOLOGY CORP	COM	86/12/31-03/12/31	3/21/2003	24,026 77	27,076 00	(3,049 23)
300 00	LINEAR TECHNOLOGY CORP	COM	86/12/31-03/12/31	10/13/2003	12,414 97	11,604 00	810 97
2,200 00	LINEAR TECHNOLOGY CORP	COM	86/12/31-03/12/31	10/14/2003	91,484 03	85,096 00	6,388 03
1,500 00	AIXTRON	ORD NPV	86/12/31-03/12/31	4/22/2003	5,281 70	23,653 08	(18,371 38)
1,400 00	AIXTRON	ORD NPV	86/12/31-03/12/31	5/15/2003	5,125 38	22,076 21	(16,950 83)
1,400 00	AIXTRON	ORD NPV	86/12/31-03/12/31	6/4/2003	5,350 11	22,076 21	(16,726 10)
1,400 00	AIXTRON	ORD NPV	86/12/31-03/12/31	6/4/2003	5,284 68	22,076 21	(16,791 53)
4,300 00	LOWES COS INC	USD0 50	86/12/31-03/12/31	9/17/2003	230,039 22	182,837 72	47,201 50
2 500 00	LOWES COS INC	USD0 50	86/12/31-03/12/31	10/3/2003	138,334 51	106,301 00	32,033 51
4,900 00	LOWES COS INC	USD0 50	86/12/31-03/12/31	12/10/2003	267,234 46	208,349 96	58,884 50
-	SWISSCOM AG	CHF1 (REGD)	86/12/31-03/12/31	8/19/2003	21,874 35	19,146 19	2,728 16
400 00	MACROMEDIA INC	COM	86/12/31-03/12/31	9/22/2003	9,588 15	8,893 60	694 55
1,100 00	MACROMEDIA INC	COM	86/12/31-03/12/31	9/22/2003	26,312 41	24,457 40	1,855 01
3,700 00	MACROMEDIA INC	COM	86/12/31-03/12/31	9/3/2003	94,001 12	82,265 80	11,735 32
2,400 00	MACROMEDIA INC	COM	86/12/31-03/12/31	9/3/2003	63,741 97	53,361 60	10,380 37
1,400 00	MACROMEDIA INC	COM	86/12/31-03/12/31	9/3/2003	35,567 99	31,127 60	4,440 39
100 00	MACROMEDIA INC	COM	86/12/31-03/12/31	9/3/2003	2,397 88	2,223 40	174 48
1,500 00	MACROMEDIA INC	COM	86/12/31-03/12/31	9/10/2003	38,693 83	33,351 00	5,342 83
1,500 00	MACROMEDIA INC	COM	86/12/31-03/12/31	9/11/2003	39,256 30	33,351 00	5,905 30
800 00	MACROMEDIA INC	COM	86/12/31-03/12/31	9/12/2003	20,885 66	17,787 20	3,098 46
600 00	MACROMEDIA INC	COM	86/12/31-03/12/31	9/12/2003	15,653 92	13,340 40	2,313 52
1,600 00	MACROMEDIA INC	COM	86/12/31-03/12/31	9/15/2003	42,348 41	35,574 40	6,774 01
300 00	MACROMEDIA INC	COM	86/12/31-03/12/31	9/16/2003	7,814 83	6,870 20	1,144 63
1,200 00	MACROMEDIA INC	COM	86/12/31-03/12/31	9/16/2003	31,301 85	26,680 80	4,621 05
500 00	MACROMEDIA INC	COM	86/12/31-03/12/31	9/24/2003	13,525 31	11,117 00	2,408 31
700 00	MACROMEDIA INC	COM	86/12/31-03/12/31	9/25/2003	18,601 13	15,563 80	3,037 33
2,700 00	MACROMEDIA INC	COM	86/12/31-03/12/31	10/2/2003	72,599 59	60,031 80	12,567 79
1,700 00	MACROMEDIA INC	COM	86/12/31-03/12/31	10/3/2003	45,770 01	37,797 80	7,972 21
5,900 00	MACROMEDIA INC	COM	86/12/31-03/12/31	10/23/2003	104,376 72	131,180 60	(26,803 88)
4,100 00	MACROMEDIA INC	COM	86/12/31-03/12/31	10/24/2003	72,693 28	91,159 40	(18,466 12)
1,500 00	MACROMEDIA INC	COM	86/12/31-03/12/31	10/27/2003	26,086 77	33,351 00	(7,264 23)
800 00	THYSSENKRUPP AG	NPV	86/12/31-03/12/31	3/6/2003	5,347 27	9,077 38	(3,730 11)
800 00	THYSSENKRUPP AG	NPV	86/12/31-03/12/31	3/17/2003	6,509 40	12,103 17	(5,593 77)
5 900 00	THYSSENKRUPP AG	NPV	86/12/31-03/12/31	3/18/2003	50,729 78	89,260 87	(38,531 09)
1,400 00	THYSSENKRUPP AG	NPV	86/12/31-03/12/31	3/19/2003	12,261 73	21,180 55	(8,918 82)
800 00	THYSSENKRUPP AG	NPV	86/12/31-03/12/31	3/20/2003	7,096 55	12,103 17	(5,006 62)
1,700 00	THYSSENKRUPP AG	NPV	86/12/31-03/12/31	3/21/2003	14,812 72	25,719 23	(10,906 51)
800 00	THYSSENKRUPP AG	NPV	86/12/31-03/12/31	3/24/2003	5,211 49	9,077 38	(3,865 89)
2,600 00	THYSSENKRUPP AG	NPV	86/12/31-03/12/31	3/25/2003	22,469 76	39,335 30	(16,865 54)
900 00	THYSSENKRUPP AG	NPV	86/12/31-03/12/31	3/26/2003	7,847 32	13,616 06	(5,768 74)
600 00	THYSSENKRUPP AG	NPV	86/12/31-03/12/31	4/3/2003	5,097 16	9,077 38	(3,980 22)
2,400 00	THYSSENKRUPP AG	NPV	86/12/31-03/12/31	4/7/2003	20,808 48	36,309 50	(15,501 02)
1,900 00	THYSSENKRUPP AG	NPV	86/12/31-03/12/31	4/8/2003	16,387 17	28,745 03	(12,357 86)
1,700 00	THYSSENKRUPP AG	NPV	86/12/31-03/12/31	4/9/2003	14,465 41	25,719 23	(11,253 82)
600 00	THYSSENKRUPP AG	NPV	86/12/31-03/12/31	4/10/2003	5,111 63	9,077 38	(3,965 75)
2,300 00	THYSSENKRUPP AG	NPV	86/12/31-03/12/31	4/11/2003	19,515 75	34,786 61	(15,280 86)
2,200 00	THYSSENKRUPP AG	NPV	86/12/31-03/12/31	4/15/2003	19,553 52	33,283 71	(13,730 19)
1,700 00	THYSSENKRUPP AG	NPV	86/12/31-03/12/31	4/16/2003	15,635 65	25,719 23	(10,083 58)
500 00	ASTRAZENECA	ORD USD0 25	86/12/31-03/12/31	1/22/2003	17,339 86	18,399 13	(1,059 27)
800 00	ASTRAZENECA	ORD USD0 25	86/12/31-03/12/31	1/9/2003	26,653 67	28,956 24	(2,304 57)
2,400 00	ASTRAZENECA	ORD USD0 25	86/12/31-03/12/31	1/10/2003	80,373 73	85,641 97	(5,268 24)
500 00	ASTRAZENECA	ORD USD0 25	86/12/31-03/12/31	1/13/2003	16,864 59	17,404 22	(539 63)
1,700 00	ASTRAZENECA	ORD USD0 25	86/12/31-03/12/31	1/30/2003	57,881 96	57,813 27	68 69
5,600 00	ASTRAZENECA	ORD USD0 25	86/12/31-03/12/31	12/11/2003	255,832 28	192,858 65	62,973 63
4,200 00	TUI AG	NPV	86/12/31-03/12/31	5/13/2003	59,042 74	115,048 58	(56,005 84)
1,700 00	VODAFONE TELECEL COMUNI PES	EUR0 50	86/12/31-03/12/31	1/16/2003	15,610 75	12,285 18	3,325 57
2,700 00	VODAFONE TELECEL COMUNI PES	EUR0 50	86/12/31-03/12/31	1/16/2003	24,788 95	19,511 76	5,277 19
3,100 00	VODAFONE TELECEL COMUNI PES	EUR0 50	86/12/31-03/12/31	1/17/2003	28,650 43	22,402 40	6,248 03
2,000 00	VODAFONE TELECEL COMUNI PES	EUR0 50	86/12/31-03/12/31	1/17/2003	18,524 02	14,453 16	4,070 86
2,600 00	VODAFONE TELECEL COMUNI PES	EUR0 50	86/12/31-03/12/31	1/20/2003	24,102 85	18,789 11	5,313 74
700 00	VODAFONE TELECEL COMUNI PES	EUR0 50	86/12/31-03/12/31	1/21/2003	6,490 20	5,058 61	1,431 59
1,000 00	VODAFONE TELECEL COMUNI PES	EUR0 50	86/12/31-03/12/31	1/21/2003	9,258 50	7,228 58	2,031 92
5 500 00	VODAFONE TELECEL COMUNI PES	EUR0 50	86/12/31-03/12/31	1/22/2003	50,893 39	39,746 18	11,147 21
4,000 00	VODAFONE TELECEL COMUNI PES	EUR0 50	86/12/31-03/12/31	1/23/2003	37,413 57	28,906 32	8,507 25
800 00	VODAFONE TELECEL COMUNI PES	EUR0 50	86/12/31-03/12/31	1/24/2003	5,630 47	4,335 95	1,294 52
800 00	VODAFONE TELECEL COMUNI PES	EUR0 50	86/12/31-03/12/31	1/27/2003	7,397 88	5,781 26	1,616 62
4,900 00	VODAFONE TELECEL COMUNI PES	EUR0 50	86/12/31-03/12/31	1/28/2003	45,344 30	35,410 24	9,934 06
11,400 00	VODAFONE TELECEL COMUNI PES	EUR0 50	86/12/31-03/12/31	1/29/2003	105,969 10	82,383 00	23,586 10
3,300 00	VODAFONE TELECEL COMUNI PES	EUR0 50	86/12/31-03/12/31	1/30/2003	30,522 54	23,847 71	6,674 83
3 600 00	VODAFONE TELECEL COMUNI PES	EUR0 50	86/12/31-03/12/31	1/31/2003	33,182 99	26,015 68	7,167 31
3,200 00	VODAFONE TELECEL COMUNI PES	EUR0 50	86/12/31-03/12/31	2/3/2003	29,795 59	23,125 05	6,670 54
6,900 00	SANOFI SYNTHELABO	EUR2	86/12/31-03/12/31	12/11/2003	471,868 60	443,902 51	27,966 09
12 500 00	SVENSKA HANDELSBANKEN SERIES A	PV SEK4	86/12/31-03/12/31	9/17/2003	215,782 28	189,168 43	26,613 85
1,100 00	SIEMENS AG NPV (REGD)	NPV (REGD)	86/12/31-03/12/31	11/25/2003	79,133 43	70,218 43	8,915 00
1,400 00	SIEMENS AG NPV (REGD)	NPV (REGD)	86/12/31-03/12/31	12/11/2003	108,751 33	86,665 57	22,085 76
-	TELEFONICA SA	EUR 1	86/12/31-03/12/31	7/3/2003	5,795 84	5,543 41	252 43
-	TELEFONICA SA	EUR 1	86/12/31-03/12/31	10/15/2003	5,453 95	5,116 99	336 96
4,500 00	MCDONALDS CORP	COM	86/12/31-03/12/31	2/6/2003	61,441 14	127,800 00	(66,358 86)
400 00	MCDONALDS CORP	COM	86/12/31-03/12/31	2/10/2003	5,433 71	11,360 00	(5,926 29)
5,100 00	PORTUGAL TCOM SGPS	EUR1(REGD)	86/12/31-03/12/31	7/24/2003	35,667 36	39,167 90	(3,500 54)
5,000 00	PORTUGAL TCOM SGPS	EUR1(REGD)	86/12/31-03/12/31	7/25/2003	35,203 55	38,188 51	(2,984 96)
1 500 00	PORTUGAL TCOM SGPS	EUR1(REGD)	86/12/31-03/12/31	7/29/2003	10,315 79	11,378 18	(1,062 39)
4,800 00	PORTUGAL TCOM SGPS	EUR1(REGD)	86/12/31-03/12/31	7/30/2003	32,671 47	36,371 65	(3,700 18)

THE ROCKEFELLER FOUNDATION
EMPLOYEE ID NO 13-1659629
GAIN AND LOSSES ON TAXABLE INVESTMENTS
FOR YEAR 2003

Shares/Par Value	Security Name	Security Description	Date Bought	Date Sold	Proceeds	Cost	Realized Gain/Loss
16,100 00	PORTUGAL TCOM SGPS	EUR1(REGD)	86/12/31-03/12/31	7/31/2003	108,405 08	118,068 13	(9,663 05)
800 00	PORTUGAL TCOM SGPS	EUR1(REGD)	86/12/31-03/12/31	8/6/2003	5,349 78	5,843 42	(293 64)
2,800 00	PORTUGAL TCOM SGPS	EUR1(REGD)	86/12/31-03/12/31	8/7/2003	18,691 60	19,717 82	(1,026 22)
2,900 00	PORTUGAL TCOM SGPS	EUR1(REGD)	86/12/31-03/12/31	8/8/2003	18,333 20	20,339 55	(1,006 35)
2,200 00	DEUTSCHE TELEKOM	NPV(REGD)	86/12/31-03/12/31	9/3/2003	31,344 91	26,785 01	4,559 90
1,800 00	DEUTSCHE TELEKOM	NPV(REGD)	86/12/31-03/12/31	9/4/2003	25,771 02	21,915 01	3,856 01
11,800 00	DEUTSCHE TELEKOM	NPV(REGD)	86/12/31-03/12/31	9/5/2003	170,678 53	141,879 47	28,799 06
13,800 00	DEUTSCHE TELEKOM	NPV(REGD)	86/12/31-03/12/31	9/6/2003	200,484 29	163,977 54	36,516 75
5,000 00	MEDTRONIC INC	COM	86/12/31-03/12/31	12/10/2003	236,020 94	223,750 00	12,270 94
16,700 00	INFINEON TECHNOLOGIES AG	ORD NPV	86/12/31-03/12/31	5/15/2003	129,179 26	303,966 87	(174,787 61)
800 00	NOKIA (AB) OY	EURO 06	86/12/31-03/12/31	5/5/2003	13,472 23	12,475 83	996 40
2,500 00	NOKIA (AB) OY	EURO 06	86/12/31-03/12/31	5/6/2003	42,447 79	38,986 97	3,460 82
7,200 00	NOKIA (AB) OY	EURO 06	86/12/31-03/12/31	8/4/2003	128,677 94	112,282 48	16,395 46
3,600 00	NOKIA (AB) OY	EURO 06	86/12/31-03/12/31	8/5/2003	64,363 19	56,141 24	8,221 95
800 00	NOKIA (AB) OY	EURO 06	86/12/31-03/12/31	8/5/2003	10,854 58	9,356 87	1,497 71
300 00	NOKIA (AB) OY	EURO 06	86/12/31-03/12/31	8/6/2003	5,315 02	4,678 44	636 58
300 00	NOKIA (AB) OY	EURO 06	86/12/31-03/12/31	8/6/2003	5,315 02	4,678 44	636 58
500 00	NOKIA (AB) OY	EURO 06	86/12/31-03/12/31	8/6/2003	8,947 48	7,787 39	1,150 09
13,100 00	NOKIA (AB) OY	EURO 06	86/12/31-03/12/31	9/17/2003	207,171 26	204,291 74	2,879 52
4,800 00	NOKIA (AB) OY	EURO 06	86/12/31-03/12/31	12/11/2003	81,155 82	71,736 03	9,419 79
5,700 00	AEGON NV	EURO 12	86/12/31-03/12/31	6/27/2003	58,495 60	125,933 16	(67,437 56)
15,000 00	AEGON NV	EURO 12	86/12/31-03/12/31	9/17/2003	200,206 11	331,403 06	(131,196 95)
2,500 00	MICROSOFT CORP	COM	86/12/31-03/12/31	1/8/2003	135,731 41	130,168 50	5,562 91
1,200 00	MICROSOFT CORP	COM	86/12/31-03/12/31	1/9/2003	65,681 46	62,480 88	3,200 58
2,200 00	MICROSOFT CORP	COM	86/12/31-03/12/31	1/9/2003	121,180 04	114,548 28	6,631 76
9,300 00	MICROSOFT CORP	COM	86/12/31-03/12/31	10/3/2003	247,105 08	242,113 41	28,971 67
6,000 00	MICROSOFT CORP	COM	86/12/31-03/12/31	12/10/2003	158,572 56	156,202 20	2,370 36
5,400 00	ASML HOLDING NV	EURO 02	86/12/31-03/12/31	6/24/2003	50,503 67	29,390 97	21,112 70
11,100 00	ASML HOLDING NV	EURO 02	86/12/31-03/12/31	6/25/2003	104,167 36	60,414 77	43,752 59
5,700 00	ASML HOLDING NV	EURO 02	86/12/31-03/12/31	9/25/2003	80,057 98	29,980 33	50,077 65
5,800 00	ASML HOLDING NV	EURO 02	86/12/31-03/12/31	12/19/2003	105,872 47	29,288 99	76,583 48
115 00	LINDT + SPRUENGLI	PTG CERT CHF10	86/12/31-03/12/31	12/11/2003	89,916 59	73,444 56	16,472 03
3,000 00	STMICROELECTRONICS	EUR1 04	86/12/31-03/12/31	12/19/2003	79,812 12	71,673 53	8,138 59
1,000 00	DANONE	EUR1	86/12/31-03/12/31	12/11/2003	153,294 87	144,197 87	9,097 00
8,500 00	PHILIPS ELEC(KON)	EURO 20	86/12/31-03/12/31	11/7/2003	234,995 21	262,477 11	(27,481 90)
2,700 00	PHILIPS ELEC(KON)	EURO 20	86/12/31-03/12/31	11/10/2003	73,915 44	70,593 51	3,321 93
2,300 00	PHILIPS ELEC(KON)	EURO 20	86/12/31-03/12/31	11/11/2003	81,978 14	38,359 18	23,618 96
3,100 00	PHILIPS ELEC(KON)	EURO 20	86/12/31-03/12/31	11/12/2003	85,172 38	51,701 51	33,470 87
1,300 00	PHILIPS ELEC(KON)	EURO 20	86/12/31-03/12/31	11/13/2003	36,519 29	21,681 28	14,838 01
700 00	PHILIPS ELEC(KON)	EURO 20	86/12/31-03/12/31	11/14/2003	19,804 09	11,674 54	8,129 55
700 00	PHILIPS ELEC(KON)	EURO 20	86/12/31-03/12/31	11/24/2003	19,279 21	11,674 53	7,604 68
300 00	TF1 TV FRANCAISE	EURO 20	86/12/31-03/12/31	1/22/2003	7,430 09	8,542 14	(1,112 05)
300 00	TF1 TV FRANCAISE	EURO 20	86/12/31-03/12/31	1/23/2003	7,600 78	8,542 14	(941 36)
500 00	TF1 TV FRANCAISE	EURO 20	86/12/31-03/12/31	1/24/2003	12,446 01	14,236 90	(1,790 89)
300 00	TF1 TV FRANCAISE	EURO 20	86/12/31-03/12/31	1/26/2003	7,489 91	8,542 14	(1,052 23)
300 00	TF1 TV FRANCAISE	EURO 20	86/12/31-03/12/31	1/30/2003	7,455 80	8,542 14	(1,086 34)
300 00	TF1 TV FRANCAISE	EURO 20	86/12/31-03/12/31	2/13/2003	6,822 09	8,542 14	(1,720 05)
1,000 00	TF1 TV FRANCAISE	EURO 20	86/12/31-03/12/31	2/14/2003	22,980 21	28,473 81	(5,493 60)
800 00	TF1 TV FRANCAISE	EURO 20	86/12/31-03/12/31	2/18/2003	19,082 51	22,779 04	(3,696 53)
300 00	TF1 TV FRANCAISE	EURO 20	86/12/31-03/12/31	2/18/2003	7,155 94	8,542 14	(1,386 20)
300 00	TF1 TV FRANCAISE	EURO 20	86/12/31-03/12/31	2/19/2003	7,164 29	8,542 14	(1,377 85)
1 000 00	TF1 TV FRANCAISE	EURO 20	86/12/31-03/12/31	2/20/2003	23,866 28	28,473 81	(4,607 53)
300 00	TF1 TV FRANCAISE	EURO 20	86/12/31-03/12/31	2/20/2003	7,159 88	8,542 14	(1,382 26)
300 00	TF1 TV FRANCAISE	EURO 20	86/12/31-03/12/31	3/3/2003	7,043 28	8,542 14	(1,498 86)
100 00	TF1 TV FRANCAISE	EURO 20	86/12/31-03/12/31	3/10/2003	2,287 48	2,847 38	(559 90)
400 00	TF1 TV FRANCAISE	EURO 20	86/12/31-03/12/31	3/17/2003	9,770 50	11,389 52	(1,619 02)
800 00	TF1 TV FRANCAISE	EURO 20	86/12/31-03/12/31	3/18/2003	19,735 54	22,779 05	(3,043 51)
100 00	TF1 TV FRANCAISE	EURO 20	86/12/31-03/12/31	3/19/2003	2,451 13	2,847 38	(396 25)
4,700 00	AIFUL CORP	JPY50	86/12/31-03/12/31	9/17/2003	285,234 35	326,144 72	(40,910 37)
100,000 00	HANG LUNG PROP	HKD1	86/12/31-03/12/31	12/11/2003	125,356 64	116,108 25	9,250 39
5,000 00	ACOM CO	JPY50	86/12/31-03/12/31	5/15/2003	161,666 27	361,619 78	(219,953 51)
700 00	ACOM CO	JPY50	86/12/31-03/12/31	5/16/2003	22,034 99	46,667 03	(26,632 04)
1,500 00	ACOM CO	JPY50	86/12/31-03/12/31	5/21/2003	45,981 20	90,687 23	(44,706 03)
200 00	ACOM CO	JPY50	86/12/31-03/12/31	5/22/2003	6,417 93	12,091 63	(5,673 70)
7 00	YAHOO JAPAN CORP	JPY50000	86/12/31-03/12/31	7/7/2003	113,283 39	98,915 17	14,368 22
4 00	YAHOO JAPAN CORP	JPY50000	86/12/31-03/12/31	7/23/2003	73,541 30	52,368 50	21,172 80
3 00	YAHOO JAPAN CORP	JPY50000	86/12/31-03/12/31	7/24/2003	53,368 29	39,276 38	14,091 91
1 00	YAHOO JAPAN CORP	JPY50000	86/12/31-03/12/31	7/25/2003	17,666 37	13,092 12	4,574 25
1 00	YAHOO JAPAN CORP	JPY50000	86/12/31-03/12/31	7/25/2003	18,073 85	13,092 12	4,981 73
49 00	YAHOO JAPAN CORP	JPY50000	86/12/31-03/12/31	9/25/2003	205,391 30	196,916 15	8,475 15
14 00	YAHOO JAPAN CORP	JPY50000	86/12/31-03/12/31	10/3/2003	190,438 25	83,000 21	107,438 04
6 00	YAHOO JAPAN CORP	JPY50000	86/12/31-03/12/31	10/6/2003	83,678 19	25,771 48	57,906 71
400 00	MONSTER WORLDWIDE INC	COM	86/12/31-03/12/31	6/27/2003	11 013 28	11,283 02	(269 74)
200 00	MONSTER WORLDWIDE INC	COM	86/12/31-03/12/31	8/28/2003	5,498 48	5,641 51	(143 03)
100 00	MONSTER WORLDWIDE INC	COM	86/12/31-03/12/31	8/28/2003	2,745 87	2,820 75	(74 88)
100 00	MONSTER WORLDWIDE INC	COM	86/12/31-03/12/31	9/3/2003	2,790 55	2,820 75	(30 20)
300 00	MONSTER WORLDWIDE INC	COM	86/12/31-03/12/31	9/3/2003	8,343 53	8,462 26	(118 73)
700 00	MONSTER WORLDWIDE INC	COM	86/12/31-03/12/31	9/5/2003	19,283 18	19,745 28	(462 10)
1,100 00	MONSTER WORLDWIDE INC	COM	86/12/31-03/12/31	9/8/2003	31,333 46	31,028 30	305 16
100 00	MONSTER WORLDWIDE INC	COM	86/12/31-03/12/31	9/9/2003	2 848 11	2,820 75	27 36
1,800 00	MONSTER WORLDWIDE INC	COM	86/12/31-03/12/31	9/16/2003	50 629 46	50,773 57	(144 11)
200 00	MONSTER WORLDWIDE INC	COM	86/12/31-03/12/31	9/17/2003	5,691 19	5,641 51	49 68
3,100 00	MONSTER WORLDWIDE INC	COM	86/12/31-03/12/31	9/17/2003	87,891 73	87,443 38	448 35
400 00	MONSTER WORLDWIDE INC	COM	86/12/31-03/12/31	9/18/2003	11,612 73	11,283 02	329 71
400 00	MONSTER WORLDWIDE INC	COM	86/12/31-03/12/31	9/19/2003	11 664 25	11,283 02	381 23

THE ROCKEFELLER FOUNDATION
EMPLOYEE ID NO 13-1658629
GAIN AND LOSSES ON TAXABLE INVESTMENTS
FOR YEAR 2003

Shares/Par Value	Security Name	Security Description	Date Bought	Date Sold	Proceeds	Cost	Realized Gain/Loss
2,800.00	MONSTER WORLDWIDE INC	COM	86/12/31-03/12/31	9/24/2003	76,660.40	78,981.11	(2,320.71)
500.00	MONSTER WORLDWIDE INC	COM	86/12/31-03/12/31	10/3/2003	-14,282.58	14,103.77	178.81
400.00	MONSTER WORLDWIDE INC	COM	86/12/31-03/12/31	10/9/2003	11,603.29	11,283.02	320.27
8,100.00	BRAMBLES INDS LTD	NPV	86/12/31-03/12/31	6/5/2003	25,215.79	43,752.82	(18,537.03)
6,500.00	BRAMBLES INDS LTD	NPV	86/12/31-03/12/31	6/10/2003	19,881.56	35,110.29	(15,228.73)
5,300.00	BRAMBLES INDS LTD	NPV	86/12/31-03/12/31	6/20/2003	16,487.21	28,628.39	(12,141.18)
10.00	NTT DOCOMO	NPV	86/12/31-03/12/31	1/10/2003	20,064.80	25,487.28	(5,402.48)
8.00	NTT DOCOMO	NPV	86/12/31-03/12/31	1/14/2003	16,754.32	20,373.82	(3,619.50)
10.00	NTT DOCOMO	NPV	86/12/31-03/12/31	1/14/2003	20,935.23	25,467.28	(4,532.05)
14.00	NTT DOCOMO	NPV	86/12/31-03/12/31	1/15/2003	29,835.67	35,654.19	(5,818.52)
10.00	NTT DOCOMO	NPV	86/12/31-03/12/31	1/16/2003	21,576.37	25,467.28	(3,890.91)
9.00	NTT DOCOMO	NPV	86/12/31-03/12/31	1/17/2003	19,452.03	22,920.55	(3,468.52)
45.00	NTT DOCOMO	NPV	86/12/31-03/12/31	1/22/2003	94,437.28	114,602.78	(20,165.48)
20,000.00	BHP BILLITON LTD	NPV USD DIVIDENDS	86/12/31-03/12/31	9/17/2003	147,282.62	109,856.98	37,425.64
10,500.00	BHP BILLITON LTD	NPV USD DIVIDENDS	86/12/31-03/12/31	10/8/2003	78,836.46	57,674.92	21,161.54
2,000.00	CANON INC	JPY50	86/12/31-03/12/31	12/11/2003	87,837.68	93,530.24	(5,692.56)
6,000.00	CHEUNG KONG(HLDGS)	HKD0 50	86/12/31-03/12/31	1/6/2003	40,626.59	57,121.61	(16,495.02)
1,000.00	CHEUNG KONG(HLDGS)	HKD0 50	86/12/31-03/12/31	1/8/2003	6,769.80	9,520.27	(2,750.47)
10,000.00	CHEUNG KONG(HLDGS)	HKD0 50	86/12/31-03/12/31	1/28/2003	64,725.40	95,202.69	(30,477.29)
55,000.00	CHEUNG KONG(HLDGS)	HKD0 50	86/12/31-03/12/31	9/4/2003	446,124.12	523,614.78	(77,490.66)
11,200.00	MOTOROLA INC	COM	86/12/31-03/12/31	12/10/2003	140,326.04	173,600.00	(33,273.96)
28,400.00	MOTOROLA INC	COM	86/12/31-03/12/31	12/18/2003	375,617.80	432,567.75	(56,949.95)
41,000.00	DAIWA SECURITIES GROUP INC	JPY50	86/12/31-03/12/31	6/27/2003	227,301.42	281,316.09	(54,014.67)
700.00	DISCO CORPORATION	JPY50	86/12/31-03/12/31	5/29/2003	22,258.27	43,554.36	(21,296.09)
800.00	DISCO CORPORATION	JPY50	86/12/31-03/12/31	5/30/2003	25,497.46	49,776.41	(24,278.95)
2,100.00	DISCO CORPORATION	JPY50	86/12/31-03/12/31	6/2/2003	69,387.99	130,663.09	(61,275.10)
1,300.00	DISCO CORPORATION	JPY50	86/12/31-03/12/31	6/3/2003	43,690.31	80,886.67	(37,196.36)
248,000.00	JOHNSON ELEC HLOGS	HKD0 0125	86/12/31-03/12/31	12/11/2003	321,680.98	375,220.53	(53,539.55)
9,900.00	HANG SENG BANK	HKD05	86/12/31-03/12/31	11/14/2003	126,707.10	113,291.20	13,415.90
15,300.00	HANG SENG BANK	HKD05	86/12/31-03/12/31	11/17/2003	191,696.24	175,086.41	16,609.83
981.00	HAW PAR CORP LTD	SGD1	86/12/31-03/12/31	4/4/2003	1,817.25	2,286.25	(469.00)
1,400.00	HIROSE ELECTRIC	JPY50	86/12/31-03/12/31	12/11/2003	150,615.79	109,579.39	41,036.40
17,000.00	HITACHI	JPY50	86/12/31-03/12/31	2/28/2003	71,420.34	125,911.17	(54,490.83)
15,000.00	HITACHI	JPY50	86/12/31-03/12/31	3/24/2003	59,243.55	111,098.08	(51,854.53)
3,000.00	HITACHI	JPY50	86/12/31-03/12/31	3/25/2003	11,470.44	22,219.62	(10,749.18)
5,000.00	HUTCHISON WHAMPOA	HKD0 25	86/12/31-03/12/31	7/31/2003	32,555.99	43,915.05	(11,359.06)
5,000.00	HUTCHISON WHAMPOA	HKD0 25	86/12/31-03/12/31	8/1/2003	33,046.80	43,915.05	(10,868.25)
4,000.00	HUTCHISON WHAMPOA	HKD0 25	86/12/31-03/12/31	8/4/2003	26,374.58	35,132.04	(8,757.46)
4,000.00	HUTCHISON WHAMPOA	HKD0 25	86/12/31-03/12/31	8/5/2003	26,212.90	35,132.04	(8,919.14)
5,000.00	HUTCHISON WHAMPOA	HKD0 25	86/12/31-03/12/31	8/6/2003	31,909.44	43,915.05	(12,005.61)
4,000.00	HUTCHISON WHAMPOA	HKD0 25	86/12/31-03/12/31	8/8/2003	25,352.59	35,132.04	(9,779.45)
4,000.00	HUTCHISON WHAMPOA	HKD0 25	86/12/31-03/12/31	8/11/2003	25,500.60	35,132.04	(9,631.44)
4,000.00	HUTCHISON WHAMPOA	HKD0 25	86/12/31-03/12/31	8/12/2003	25,805.84	35,132.04	(9,326.20)
1,400.00	NEWMONT MNG CORP	COM	86/12/31-03/12/31	1/31/2003	40,554.81	41,066.34	(511.53)
2,700.00	NEWMONT MNG CORP	COM	86/12/31-03/12/31	2/3/2003	79,199.90	79,199.97	(999.47)
3,500.00	NEWMONT MNG CORP	COM	86/12/31-03/12/31	2/4/2003	103,568.12	102,665.85	902.27
1,200.00	NEWMONT MNG CORP	COM	86/12/31-03/12/31	2/5/2003	35,199.77	35,199.72	(0.95)
13,300.00	NEXEN INC	COM	86/12/31-03/12/31	10/3/2003	376,372.04	291,459.00	84,913.04
38,000.00	JAPAN AIRLINES SYS	NPV	86/12/31-03/12/31	9/17/2003	105,614.61	105,062.25	552.36
17,000.00	MITSUBISHI HVY IND	JPY50	86/12/31-03/12/31	5/26/2003	36,002.58	53,886.28	(17,883.70)
10,000.00	MITSUBISHI HVY IND	JPY50	86/12/31-03/12/31	5/28/2003	20,730.91	31,697.81	(10,966.90)
10,000.00	MITSUBISHI HVY IND	JPY50	86/12/31-03/12/31	5/29/2003	20,942.85	31,697.81	(10,754.96)
12,000.00	MITSUBISHI HVY IND	JPY50	86/12/31-03/12/31	5/30/2003	25,573.90	38,037.37	(12,463.47)
10,000.00	MITSUBISHI HVY IND	JPY50	86/12/31-03/12/31	6/3/2003	21,831.64	31,697.81	(9,866.17)
10,000.00	MITSUBISHI HVY IND	JPY50	86/12/31-03/12/31	6/5/2003	22,482.39	31,697.81	(9,215.42)
9,000.00	MITSUBISHI HVY IND	JPY50	86/12/31-03/12/31	6/8/2003	20,351.86	27,795.98	(7,444.12)
9,000.00	MITSUBISHI HVY IND	JPY50	86/12/31-03/12/31	6/12/2003	20,373.85	25,233.79	(4,859.94)
9,000.00	MITSUBISHI HVY IND	JPY50	86/12/31-03/12/31	6/13/2003	20,044.10	25,233.79	(5,189.69)
9,000.00	MITSUBISHI HVY IND	JPY50	86/12/31-03/12/31	6/18/2003	20,599.21	25,233.79	(4,634.58)
6,000.00	MITSUBISHI HVY IND	JPY50	86/12/31-03/12/31	6/19/2003	14,114.40	16,822.52	(2,708.12)
22,000.00	MITSUBI FUDOSAN CO	JPY50	86/12/31-03/12/31	9/22/2003	203,630.77	172,710.21	30,920.56
15,000.00	MITSUBI FUDOSAN CO	JPY50	86/12/31-03/12/31	9/24/2003	136,315.82	117,756.96	18,558.86
2,000.00	SEIKO EPSON CORP	NPV	86/12/31-03/12/31	12/4/2003	79,521.96	61,854.65	17,667.31
900.00	SEIKO EPSON CORP	NPV	86/12/31-03/12/31	12/5/2003	35,593.48	27,660.16	7,933.32
300.00	SEIKO EPSON CORP	NPV	86/12/31-03/12/31	12/8/2003	11,677.44	9,199.35	2,478.09
1,100.00	SEIKO EPSON CORP	NPV	86/12/31-03/12/31	12/11/2003	42,014.69	33,730.97	8,283.72
3,800.00	SEIKO EPSON CORP	NPV	86/12/31-03/12/31	12/12/2003	138,854.93	108,789.72	30,065.21
4,100.00	SEIKO EPSON CORP	NPV	86/12/31-03/12/31	12/15/2003	162,757.06	116,138.88	46,618.18
3,500.00	NATL AUSTRALIA BK	NPV	86/12/31-03/12/31	12/22/2003	75,887.98	65,304.92	10,583.06
900.00	NINTENDO CO	JPY50	86/12/31-03/12/31	12/11/2003	77,077.57	76,997.69	79.88
35,000.00	NIKKO CORDIAL CORP	JPY50	86/12/31-03/12/31	6/19/2003	140,999.76	201,626.02	(60,626.26)
39,000.00	NIKKO CORDIAL CORP	JPY50	86/12/31-03/12/31	6/23/2003	160,872.23	187,127.84	(26,255.61)
6,000.00	NIKKO CORDIAL CORP	JPY50	86/12/31-03/12/31	6/24/2003	24,161.93	27,862.86	(3,700.93)
6,000.00	NIKKO CORDIAL CORP	JPY50	86/12/31-03/12/31	6/30/2003	24,070.79	27,862.86	(3,792.07)
11,000.00	NIKKO CORDIAL CORP	JPY50	86/12/31-03/12/31	7/1/2003	45,327.01	51,081.92	(5,754.91)
6,000.00	NIKKO CORDIAL CORP	JPY50	86/12/31-03/12/31	8/8/2003	23,841.22	27,862.86	(4,021.64)
4,000.00	NIKKO CORDIAL CORP	JPY50	86/12/31-03/12/31	8/11/2003	16,538.75	18,575.24	(2,036.49)
3,000.00	NIKKO CORDIAL CORP	JPY50	86/12/31-03/12/31	8/12/2003	12,623.14	13,931.43	(1,308.29)
3,000.00	NIKKO CORDIAL CORP	JPY50	86/12/31-03/12/31	8/13/2003	12,833.89	13,931.43	(1,097.54)
27,000.00	NIKKO CORDIAL CORP	JPY50	86/12/31-03/12/31	10/6/2003	161,175.40	124,496.15	36,679.25
22,000.00	NIKKO CORDIAL CORP	JPY50	86/12/31-03/12/31	10/6/2003	131,328.11	99,378.91	31,951.20
8,000.00	NIKKO CORDIAL CORP	JPY50	86/12/31-03/12/31	10/10/2003	47,894.17	32,379.70	15,514.47
20,000.00	NIKKO CORDIAL CORP	JPY50	86/12/31-03/12/31	10/14/2003	120,998.68	62,444.84	58,553.84
18,000.00	NISSAN MOTOR CO	JPY50	86/12/31-03/12/31	9/17/2003	223,435.73	138,504.62	84,931.11
25,000.00	NISSAN MOTOR CO	JPY50	86/12/31-03/12/31	12/11/2003	279,033.10	192,367.53	86,665.57

THE ROCKEFELLER FOUNDATION
EMPLOYEE ID NO 13-1859629
GAIN AND LOSSES ON TAXABLE INVESTMENTS
FOR YEAR 2003

Shares/Par Value	Security Name	Security Description	Date Bought	Date Sold	Proceeds	Cost	Realized Gain/Loss
2,000.00	NOMURA HOLDINGS	JPY50	86/12/31-03/12/31	7/2/2003	27,815.15	27,881.61	(266.46)
5,000.00	NOMURA HOLDINGS	JPY50	86/12/31-03/12/31	10/6/2003	85,832.43	69,704.02	16,128.41
31,800.00	QANTAS AIRWAYS	NPV	86/12/31-03/12/31	12/11/2003	77,216.13	77,505.46	(289.33)
57,600.00	QBE INS GROUP	NPV	86/12/31-03/12/31	2/17/2003	287,217.59	229,555.41	37,662.18
78,600.00	QBE INS GROUP	NPV	86/12/31-03/12/31	9/17/2003	510,836.31	309,139.02	201,697.29
6,000.00	SECOM CO	JPY50	86/12/31-03/12/31	3/25/2003	158,476.79	277,974.44	(119,497.65)
440,000.00	SINGAPORE TELECOMM	SGD0 15	86/12/31-03/12/31	12/11/2003	467,916.15	371,583.08	96,333.07
49,000.00	SUMITOMO FORESTRY	JPY50	86/12/31-03/12/31	2/17/2003	241,964.49	256,448.51	(14,484.02)
47,500.00	SWIRE PACIFIC	A HKD0 60	86/12/31-03/12/31	2/17/2003	203,136.32	284,422.07	(81,285.75)
1,100.00	TDK CORP	JPY50	86/12/31-03/12/31	8/19/2003	68,254.27	59,968.82	8,285.45
2,200.00	TDK CORP	JPY50	86/12/31-03/12/31	8/20/2003	137,475.71	119,937.64	17,538.07
700.00	TDK CORP	JPY50	86/12/31-03/12/31	8/21/2003	44,029.06	38,161.98	5,867.08
300.00	TDK CORP	JPY50	86/12/31-03/12/31	8/25/2003	18,664.79	16,355.13	2,309.66
800.00	TDK CORP	JPY50	86/12/31-03/12/31	8/26/2003	49,467.25	43,613.69	5,853.56
300.00	TDK CORP	JPY50	86/12/31-03/12/31	8/27/2003	18,870.00	16,355.14	2,514.86
200.00	TDK CORP	JPY50	86/12/31-03/12/31	8/28/2003	12,646.78	10,903.42	1,743.34
800.00	ADVANTEST	JPY50	86/12/31-03/12/31	1/29/2003	37,797.16	57,632.37	(19,835.21)
500.00	ADVANTEST	JPY50	86/12/31-03/12/31	1/30/2003	22,749.31	36,020.23	(13,270.92)
800.00	ADVANTEST	JPY50	86/12/31-03/12/31	1/31/2003	34,863.44	57,632.38	(22,768.94)
1,100.00	ADVANTEST	JPY50	86/12/31-03/12/31	2/3/2003	47,308.26	79,244.52	(31,936.26)
600.00	ADVANTEST	JPY50	86/12/31-03/12/31	2/4/2003	26,430.50	43,224.28	(16,793.78)
800.00	ADVANTEST	JPY50	86/12/31-03/12/31	2/5/2003	34,784.24	57,632.37	(22,838.13)
500.00	ADVANTEST	JPY50	86/12/31-03/12/31	2/6/2003	21,946.46	36,020.23	(14,073.77)
500.00	ADVANTEST	JPY50	86/12/31-03/12/31	2/7/2003	21,355.22	36,020.24	(14,665.02)
600.00	ADVANTEST	JPY50	86/12/31-03/12/31	2/10/2003	25,083.25	43,224.28	(18,141.03)
900.00	ADVANTEST	JPY50	86/12/31-03/12/31	2/12/2003	38,601.79	64,836.42	(26,234.63)
500.00	ADVANTEST	JPY50	86/12/31-03/12/31	2/13/2003	21,581.54	36,020.24	(14,438.70)
1,200.00	ADVANTEST	JPY50	86/12/31-03/12/31	2/14/2003	51,728.26	68,412.34	(16,684.08)
500.00	ADVANTEST	JPY50	86/12/31-03/12/31	2/14/2003	21,637.36	36,020.23	(14,382.87)
400.00	ADVANTEST	JPY50	86/12/31-03/12/31	2/17/2003	18,232.48	22,257.56	(4,025.08)
14,600.00	NEWS CORPORATION	NPV	86/12/31-03/12/31	12/11/2003	122,189.06	95,425.40	26,763.66
1,400.00	TOKYO ELECTRON	JPY50	86/12/31-03/12/31	11/26/2003	97,845.92	100,747.62	(2,901.70)
5,800.00	TOKYO ELECTRON	JPY50	86/12/31-03/12/31	12/11/2003	404,784.82	417,383.00	(12,618.38)
6,000.00	TOKYU CORP	JPY50	86/12/31-03/12/31	2/18/2003	20,409.48	19,906.54	502.94
8,000.00	TOKYU CORP	JPY50	86/12/31-03/12/31	6/19/2003	26,045.23	26,542.05	(496.82)
7,000.00	TOKYU CORP	JPY50	86/12/31-03/12/31	6/23/2003	23,411.20	23,224.29	186.91
4,000.00	TOKYU CORP	JPY50	86/12/31-03/12/31	6/24/2003	13,218.01	13,271.02	(53.01)
33,000.00	TORAY INDS INC	JPY50	86/12/31-03/12/31	9/17/2003	126,812.09	95,350.43	31,461.66
77,000.00	TORAY INDS INC	JPY50	86/12/31-03/12/31	12/11/2003	306,317.48	222,484.34	83,833.14
9,500.00	PMC SIERRA INC	COM	86/12/31-03/12/31	8/26/2003	109,054.87	146,778.80	(37,723.93)
700.00	PMC SIERRA INC	COM	86/12/31-03/12/31	1/16/2003	14,825.61	10,815.28	4,010.33
1,000.00	PMC SIERRA INC	COM	86/12/31-03/12/31	1/17/2003	21,975.26	15,450.40	6,524.86
400.00	PMC SIERRA INC	COM	86/12/31-03/12/31	11/13/2003	8,961.10	6,180.16	2,780.94
400.00	PMC SIERRA INC	COM	86/12/31-03/12/31	11/13/2003	8,907.70	6,180.16	2,727.54
600.00	PMC SIERRA INC	COM	86/12/31-03/12/31	12/1/2003	12,821.72	9,270.24	3,551.48
7,700.00	PMC SIERRA INC	COM	86/12/31-03/12/31	12/10/2003	139,383.46	118,968.08	20,395.38
1,900.00	PMI GROUP INC	COM	86/12/31-03/12/31	12/10/2003	68,301.79	78,050.17	(10,748.38)
15,100.00	WOOLWORTHS LTD	NPV	86/12/31-03/12/31	7/3/2003	128,825.25	107,037.32	21,787.93
7,700.00	WOOLWORTHS LTD	NPV	86/12/31-03/12/31	7/4/2003	65,004.35	54,581.95	10,422.40
4,800.00	WOOLWORTHS LTD	NPV	86/12/31-03/12/31	7/7/2003	40,325.36	34,025.11	6,300.25
7,700.00	WOOLWORTHS LTD	NPV	86/12/31-03/12/31	7/14/2003	61,466.44	54,458.47	7,007.97
20,600.00	WOOLWORTHS LTD	NPV	86/12/31-03/12/31	9/17/2003	180,676.89	145,229.57	35,447.32
7,900.00	WOOLWORTHS LTD	NPV	86/12/31-03/12/31	10/9/2003	58,432.12	55,694.83	2,737.29
8,800.00	WOOLWORTHS LTD	NPV	86/12/31-03/12/31	12/11/2003	73,715.36	62,039.62	11,675.74
4,400.00	H LUNDBECK A S	DKK5	86/12/31-03/12/31	11/6/2003	68,496.14	113,611.20	(45,115.06)
1,700.00	H LUNDBECK A S	DKK5	86/12/31-03/12/31	11/7/2003	26,782.51	43,466.12	(16,683.61)
600.00	H LUNDBECK A S	DKK5	86/12/31-03/12/31	11/14/2003	9,556.38	14,374.48	(4,818.10)
1,000.00	H LUNDBECK A S	DKK5	86/12/31-03/12/31	12/4/2003	16,244.94	21,105.81	(4,860.87)
1,400.00	H LUNDBECK A S	DKK5	86/12/31-03/12/31	12/11/2003	23,266.47	28,280.91	(5,014.44)
400.00	H LUNDBECK A S	DKK5	86/12/31-03/12/31	12/16/2003	8,619.05	7,918.24	(700.81)
600.00	H LUNDBECK A S	DKK5	86/12/31-03/12/31	12/17/2003	10,033.31	11,834.97	(1,801.66)
900.00	H LUNDBECK A S	DKK5	86/12/31-03/12/31	12/19/2003	14,986.18	17,890.73	(2,904.55)
300.00	H LUNDBECK A S	DKK5	86/12/31-03/12/31	12/22/2003	5,013.98	5,834.19	(820.21)
300.00	H LUNDBECK A S	DKK5	86/12/31-03/12/31	12/23/2003	5,002.48	5,834.19	(831.71)
3,400.00	HEINEKEN NV	EUR2	86/12/31-03/12/31	12/11/2003	126,652.84	153,181.86	(26,529.02)
3,157.00	HOLCIM	CHF10(BEARER)	86/12/31-03/12/31	6/10/2003	-	-	-
315.00	NESTLE SA	CHF1 (REGD)	86/12/31-03/12/31	3/18/2003	59,009.42	74,466.75	(15,457.33)
160.00	NESTLE SA	CHF1 (REGD)	86/12/31-03/12/31	3/18/2003	29,968.70	37,824.38	(7,855.68)
417.00	NESTLE SA	CHF1 (REGD)	86/12/31-03/12/31	12/11/2003	98,656.17	98,579.80	76.37
3,012.00	UBS AG	CHF 80 (REGD)	86/12/31-03/12/31	12/11/2003	187,053.32	163,336.34	23,716.98
2,000.00	PEPSICO INC	COM	86/12/31-03/12/31	12/10/2003	94,055.59	103,800.00	(9,744.41)
1,400.00	ENI	EUR1	86/12/31-03/12/31	7/23/2003	21,150.74	21,508.53	(357.79)
2,100.00	ENI	EUR1	86/12/31-03/12/31	7/24/2003	31,478.43	32,262.80	(784.37)
500.00	ENI	EUR1	86/12/31-03/12/31	7/25/2003	7,590.12	7,881.82	(291.70)
1,600.00	ENI	EUR1	86/12/31-03/12/31	7/28/2003	24,338.15	24,581.18	(243.03)
2,800.00	ENI	EUR1	86/12/31-03/12/31	7/29/2003	42,452.34	43,017.07	(564.73)
1,500.00	ENI	EUR1	86/12/31-03/12/31	7/30/2003	22,500.09	23,044.86	(544.77)
2,200.00	ENI	EUR1	86/12/31-03/12/31	7/31/2003	32,544.61	33,799.13	(1,254.52)
1,500.00	ENI	EUR1	86/12/31-03/12/31	8/4/2003	22,133.62	23,044.86	(911.24)
700.00	ENI	EUR1	86/12/31-03/12/31	8/5/2003	10,316.40	10,754.27	(437.87)
1,000.00	ENI	EUR1	86/12/31-03/12/31	8/6/2003	14,608.08	15,383.24	(775.16)
3,800.00	ENI	EUR1	86/12/31-03/12/31	8/7/2003	53,213.35	55,307.68	(2,094.33)
1,200.00	ENI	EUR1	86/12/31-03/12/31	8/8/2003	17,833.77	18,435.88	(602.11)
10,500.00	PFIZER INC	COM	86/12/31-03/12/31	6/3/2003	331,984.98	390,361.65	(58,376.67)
3,600.00	PFIZER INC	COM	86/12/31-03/12/31	6/20/2003	128,582.37	133,838.28	(5,255.91)

THE ROCKEFELLER FOUNDATION
EMPLOYEE ID NO 13-1659629
GAIN AND LOSSES ON TAXABLE INVESTMENTS
FOR YEAR 2003

Shares/Par Value	Security Name	Security Description	Date Bought	Date Sold	Proceeds	Cost	Realized Gain/Loss
3,800 00	PFIZER INC	COM	86/12/31-03/12/31	7/15/2003	128,128 47	141,273 74	(13,145 27)
3,000 00	PFIZER INC	COM	86/12/31-03/12/31	8/8/2003	98,652 17	111,531 90	(12,879 73)
2,400 00	PFIZER INC	COM	86/12/31-03/12/31	8/26/2003	71,679 83	89,225 52	(17,545 69)
700 00	PFIZER INC	COM	86/12/31-03/12/31	8/27/2003	20,978 92	26,024 11	(5,045 19)
500 00	PFIZER INC	COM	86/12/31-03/12/31	8/27/2003	15,060 59	18,588 65	(3,528 06)
3,700 00	PFIZER INC	COM	86/12/31-03/12/31	8/27/2003	111,051 40	137,556 01	(26,504 61)
200 00	PFIZER INC	COM	86/12/31-03/12/31	8/28/2003	5,993 71	7,435 46	(1,441 75)
300 00	PFIZER INC	COM	86/12/31-03/12/31	8/28/2003	8,986 07	11,153 19	(2,167 12)
3,000 00	PFIZER INC	COM	86/12/31-03/12/31	8/28/2003	89,317 21	111,531 90	(22,214 69)
13,600 00	PFIZER INC	COM	86/12/31-03/12/31	9/17/2003	434,363 63	505,611 28	(71,247 65)
9,200 00	PFIZER INC	COM	86/12/31-03/12/31	12/10/2003	313,705 29	338,499 87	(24,794 58)
2,100 00	PFIZER INC	COM	86/12/31-03/12/31	12/19/2003	72,236 61	67,405 66	4,830 95
3,038 00	SWISS REINSURANCE	CHF0 1	86/12/31-03/12/31	12/11/2003	195,903 08	306,590 44	(110,687 36)
16,900 00	PLACER DOME INC	COM	86/12/31-03/12/31	11/14/2003	282,178 00	187,125 37	85,052 63
6,700 00	PLACER DOME INC	COM	86/12/31-03/12/31	11/17/2003	108,142 35	75,940 82	32,201 53
1,100 00	POLYCOM INC	COM	86/12/31-03/12/31	11/3/2003	22,052 86	23,362 24	(1,309 38)
200 00	POLYCOM INC	COM	86/12/31-03/12/31	11/4/2003	3,967 81	4,186 00	(218 19)
900 00	POLYCOM INC	COM	86/12/31-03/12/31	11/4/2003	17,689 75	18,910 68	(1,220 93)
900 00	POLYCOM INC	COM	86/12/31-03/12/31	11/5/2003	17,419 76	18,814 50	(1,394 74)
1,100 00	POLYCOM INC	COM	86/12/31-03/12/31	11/6/2003	21,580 76	22,970 05	(1,389 30)
700 00	POLYCOM INC	COM	86/12/31-03/12/31	11/7/2003	13,631 42	14,808 02	(1,176 60)
1,500 00	POLYCOM INC	COM	86/12/31-03/12/31	11/10/2003	30,246 38	31,302 90	(1,056 52)
400 00	POLYCOM INC	COM	86/12/31-03/12/31	11/11/2003	7,835 87	8,294 64	(458 77)
800 00	POLYCOM INC	COM	86/12/31-03/12/31	11/12/2003	11,761 60	12,415 56	(653 96)
200 00	POLYCOM INC	COM	86/12/31-03/12/31	11/13/2003	3,985 47	4,138 52	(153 05)
100 00	POLYCOM INC	COM	86/12/31-03/12/31	11/17/2003	1,913 55	2,069 26	(155 71)
200 00	POLYCOM INC	COM	86/12/31-03/12/31	11/18/2003	3,600 58	4,138 52	(537 94)
200 00	POLYCOM INC	COM	86/12/31-03/12/31	11/19/2003	3,795 78	4,138 52	(342 74)
3,700 00	POLYCOM INC	COM	86/12/31-03/12/31	11/25/2003	73,571 04	76,562 62	(2,991 58)
200 00	POLYCOM INC	COM	86/12/31-03/12/31	11/26/2003	3,997 81	4,132 78	(134 95)
2,000 00	POLYCOM INC	COM	86/12/31-03/12/31	11/26/2003	39,558 94	41,244 62	(1,685 68)
1,500 00	POLYCOM INC	COM	86/12/31-03/12/31	11/26/2003	29,508 26	30,931 35	(1,423 09)
900 00	POLYCOM INC	COM	86/12/31-03/12/31	11/28/2003	17,749 14	18,465 35	(716 21)
9,100 00	POLYCOM INC	COM	86/12/31-03/12/31	12/1/2003	186,540 34	155,730 00	30,810 34
1,498 00	NOBEL BIOACARE AG	CHF2 00 (BR)	86/12/31-03/12/31	12/11/2003	138,389 30	77,476 84	60,912 46
3,300 00	QUALCOMM INC	COM	86/12/31-03/12/31	2/14/2003	108,662 71	102,377 82	6,284 89
5,000 00	QUALCOMM INC	COM	86/12/31-03/12/31	12/10/2003	243,538 59	208,007 89	35,530 70
9,000 00	RAYTHEON CO	COM NEW	86/12/31-03/12/31	9/17/2003	273,137 19	255,776 40	17,360 79
131 00	ANTENA 3 DE TELEVISION SA	NEW SHS	86/12/31-03/12/31	11/3/2003	4,138 46	3,397 40	739 06
1,000 00	ROBERT HALF INTL INC	COM	86/12/31-03/12/31	10/16/2003	24,618 64	26,253 10	(1,634 46)
300 00	ROBERT HALF INTL INC	COM	86/12/31-03/12/31	10/16/2003	7,465 27	7,875 93	(410 66)
400 00	ROBERT HALF INTL INC	COM	86/12/31-03/12/31	10/28/2003	9,439 55	10,501 24	(1,061 69)
900 00	ROBERT HALF INTL INC	COM	86/12/31-03/12/31	10/30/2003	21,301 10	23,627 79	(2,326 69)
400 00	ROBERT HALF INTL INC	COM	86/12/31-03/12/31	10/30/2003	9,483 55	10,501 24	(1,017 69)
200 00	ROBERT HALF INTL INC	COM	86/12/31-03/12/31	10/31/2003	4,733 79	5,250 62	(516 83)
400 00	ROBERT HALF INTL INC	COM	86/12/31-03/12/31	11/3/2003	9,443 27	10,501 24	(1,057 97)
200 00	ROBERT HALF INTL INC	COM	86/12/31-03/12/31	11/4/2003	4,722 19	5,250 62	(528 43)
400 00	ROBERT HALF INTL INC	COM	86/12/31-03/12/31	11/5/2003	9,450 55	10,501 24	(1,050 69)
1,300 00	ROBERT HALF INTL INC	COM	86/12/31-03/12/31	11/6/2003	31,015 89	34,129 03	(3,113 14)
500 00	ROBERT HALF INTL INC	COM	86/12/31-03/12/31	11/7/2003	11,965 63	13,126 55	(1,160 92)
1,000 00	ROBERT HALF INTL INC	COM	86/12/31-03/12/31	11/25/2003	22,680 83	26,253 10	(3,572 27)
3,400 00	ROBERT HALF INTL INC	COM	86/12/31-03/12/31	11/26/2003	75,978 61	89,260 54	(13,281 93)
100 00	ROBERT HALF INTL INC	COM	86/12/31-03/12/31	11/26/2003	2,247 39	2,625 31	(377 92)
100 00	ROBERT HALF INTL INC	COM	86/12/31-03/12/31	11/26/2003	2,260 89	2,625 31	(364 42)
1,900 00	ROBERT HALF INTL INC	COM	86/12/31-03/12/31	11/28/2003	42,215 63	42,903 10	(687 47)
3,800 00	ROBERT HALF INTL INC	COM	86/12/31-03/12/31	12/1/2003	85,215 18	70,300 00	14,915 18
200 00	ROBERT HALF INTL INC	COM	86/12/31-03/12/31	12/3/2003	4,397 85	3,700 00	697 85
500 00	ROBERT HALF INTL INC	COM	86/12/31-03/12/31	12/18/2003	10,987 68	9,250 00	1,737 68
600 00	ROBERT HALF INTL INC	COM	86/12/31-03/12/31	12/19/2003	13,358 01	11,100 00	2,258 01
600 00	ROBERT HALF INTL INC	COM	86/12/31-03/12/31	12/22/2003	13,298 07	11,100 00	2,198 07
3,600 00	SLM CORP	COM	86/12/31-03/12/31	12/10/2003	133,157 75	116,081 34	17,076 41
2,200 00	SCHLUMBERGER LTD	COM	86/12/31-03/12/31	12/10/2003	109,488 87	119,702 00	(10,213 13)
19,000 00	SPRINT CORP	COM	86/12/31-03/12/31	9/17/2003	275,787 24	304,950 00	(29,162 76)
8,800 00	SPRINT CORP	COM	86/12/31-03/12/31	11/25/2003	134,404 00	140,838 48	(6,434 48)
12,500 00	SPRINT CORP	PCS COM SER 1	86/12/31-03/12/31	3/20/2003	50,222 22	141,750 00	(91,527 78)
1,800 00	SPRINT CORP	PCS COM SER 1	86/12/31-03/12/31	5/23/2003	8,162 43	20,412 00	(12,249 57)
13,400 00	SPRINT CORP	PCS COM SER 1	86/12/31-03/12/31	5/23/2003	58,715 62	151,958 00	(93,242 38)
3,900 00	SPRINT CORP	PCS COM SER 1	86/12/31-03/12/31	5/23/2003	17,607 67	44,228 00	(26,620 33)
100 00	SPRINT CORP	PCS COM SER 1	86/12/31-03/12/31	5/27/2003	446 97	1,134 00	(687 03)
12,400 00	SPRINT CORP	PCS COM SER 1	86/12/31-03/12/31	5/27/2003	54,625 61	140,616 00	(85,990 39)
3,200 00	SPRINT CORP	PCS COM SER 1	86/12/31-03/12/31	5/28/2003	14,201 56	38,288 00	(24,086 44)
3,500 00	SPRINT CORP	PCS COM SER 1	86/12/31-03/12/31	5/29/2003	15,801 75	39,690 00	(23,888 25)
3,100 00	SPRINT CORP	PCS COM SER 1	86/12/31-03/12/31	5/29/2003	13,973 83	35,154 00	(21,180 17)
3,800 00	SPRINT CORP	PCS COM SER 1	86/12/31-03/12/31	5/29/2003	17,061 19	43,092 00	(26,030 81)
1,900 00	SPRINT CORP	PCS COM SER 1	86/12/31-03/12/31	5/30/2003	8,644 59	21,546 00	(12,901 41)
3,900 00	SPRINT CORP	PCS COM SER 1	86/12/31-03/12/31	5/30/2003	17,509 39	44,228 00	(26,718 61)
1,700 00	SPRINT CORP	PCS COM SER 1	86/12/31-03/12/31	6/2/2003	7,569 74	19,278 00	(11,708 26)
5,900 00	SPRINT CORP	PCS COM SER 1	86/12/31-03/12/31	6/4/2003	26,538 71	66,906 00	(40,367 29)
12,500 00	SPRINT CORP	PCS COM SER 1	86/12/31-03/12/31	6/26/2003	72,621 58	141,750 00	(69,128 42)
17,200 00	SPRINT CORP	PCS COM SER 1	86/12/31-03/12/31	9/17/2003	103,883 10	195,048 00	(91,164 90)
20,000 00	SPRINT CORP	PCS COM SER 1	86/12/31-03/12/31	12/10/2003	90,595 71	226,800 00	(136,204 29)
300 00	SUNCOR ENERGY INC	COM NPV	86/12/31-03/12/31	9/16/2003	5,756 71	5,208 05	548 66
100 00	SUNCOR ENERGY INC	COM NPV	86/12/31-03/12/31	9/17/2003	1,908 18	1,736 02	172 16
200 00	SUNCOR ENERGY INC	COM NPV	86/12/31-03/12/31	9/19/2003	3,707 43	3,472 04	235 39
200 00	SUNCOR ENERGY INC	COM NPV	86/12/31-03/12/31	9/23/2003	3,694 65	3,472 04	222 61

THE ROCKEFELLER FOUNDATION
EMPLOYEE ID NO 13-1659629
GAIN AND LOSSES ON TAXABLE INVESTMENTS
FOR YEAR 2003

Shares/Par Value	Security Name	Security Description	Date Bought	Date Sold	Proceeds	Cost	Realized Gain/Loss
400.00	SUNCOR ENERGY INC	COM NPV	86/12/31-03/12/31	9/24/2003	7,474.50	6,944.07	530.43
200.00	SUNCOR ENERGY INC	COM NPV	86/12/31-03/12/31	9/25/2003	3,715.90	3,472.04	243.86
700.00	SUNCOR ENERGY INC	COM NPV	86/12/31-03/12/31	10/1/2003	13,057.41	12,152.13	905.28
600.00	SUNCOR ENERGY INC	COM NPV	86/12/31-03/12/31	10/6/2003	11,336.12	10,416.11	920.01
600.00	SUNCOR ENERGY INC	COM NPV	86/12/31-03/12/31	10/8/2003	11,339.92	10,416.11	923.81
200.00	SUNCOR ENERGY INC	COM NPV	86/12/31-03/12/31	10/7/2003	3,828.90	3,472.04	356.86
200.00	SUNCOR ENERGY INC	COM NPV	86/12/31-03/12/31	10/8/2003	3,812.81	3,472.04	340.77
100.00	SUNCOR ENERGY INC	COM NPV	86/12/31-03/12/31	10/10/2003	1,984.11	1,736.02	228.09
500.00	SUNCOR ENERGY INC	COM NPV	86/12/31-03/12/31	10/14/2003	9,906.88	8,680.09	1,226.79
16,800.00	SUNCOR ENERGY INC	COM NPV	86/12/31-03/12/31	12/10/2003	382,245.93	286,645.35	95,600.58
10,000.00	TELUS CORP	NON VTG SHS	86/12/31-03/12/31	9/17/2003	167,927.70	68,930.22	98,997.48
3,000.00	TELUS CORP	NON VTG SHS	86/12/31-03/12/31	12/10/2003	55,043.98	20,279.49	34,764.49
5,300.00	TERADYNE INC	COM	86/12/31-03/12/31	12/10/2003	117,964.51	167,331.43	(49,366.92)
12,800.00	THOMSON CORP	COM	86/12/31-03/12/31	12/10/2003	433,627.78	435,287.61	(1,659.83)
15,900.00	TIME WARNER INC NEW	COM	86/12/31-03/12/31	12/10/2003	259,952.79	300,510.00	(40,557.21)
8,600.00	TYCO INTL LTD	NEW COM	86/12/31-03/12/31	3/11/2003	121,170.33	168,603.00	(47,432.67)
17,300.00	TYCO INTL LTD	NEW COM	86/12/31-03/12/31	9/9/2003	351,173.52	339,166.50	12,007.02
3,000.00	UNITED TECHNOLOGIES CORP	COM	86/12/31-03/12/31	2/14/2003	182,844.49	209,567.40	(26,722.91)
200.00	VERITAS SOFTWARE CORP	COM	86/12/31-03/12/31	4/10/2003	3,761.82	3,948.28	(186.46)
800.00	VERITAS SOFTWARE CORP	COM	86/12/31-03/12/31	4/10/2003	15,039.13	15,754.24	(715.11)
3,100.00	VERITAS SOFTWARE CORP	COM	86/12/31-03/12/31	4/11/2003	58,060.27	60,828.94	(2,768.67)
5,000.00	VERITAS SOFTWARE CORP	COM	86/12/31-03/12/31	4/14/2003	92,930.14	95,145.25	(2,215.11)
3,600.00	VERITAS SOFTWARE CORP	COM	86/12/31-03/12/31	4/15/2003	67,587.39	66,311.63	1,255.76
2,800.00	VERITAS SOFTWARE CORP	COM	86/12/31-03/12/31	4/18/2003	53,176.78	49,322.00	3,854.78
1,400.00	VERITAS SOFTWARE CORP	COM	86/12/31-03/12/31	4/17/2003	27,372.91	18,984.04	8,388.87
1,400.00	VERITAS SOFTWARE CORP	COM	86/12/31-03/12/31	4/21/2003	26,995.49	18,037.88	8,957.61
300.00	VERITAS SOFTWARE CORP	COM	86/12/31-03/12/31	4/21/2003	5,798.96	3,865.26	1,933.70
200.00	VERITAS SOFTWARE CORP	COM	86/12/31-03/12/31	4/22/2003	3,880.48	2,576.84	1,303.65
4,400.00	VERITAS SOFTWARE CORP	COM	86/12/31-03/12/31	4/22/2003	85,092.00	56,690.48	28,401.52
1,800.00	VERITAS SOFTWARE CORP	COM	86/12/31-03/12/31	4/23/2003	36,482.66	23,191.56	13,291.10
2,700.00	WAL MART STORES INC	COM	86/12/31-03/12/31	6/26/2003	145,847.18	150,606.00	(4,758.84)
1,000.00	WAL MART STORES INC	COM	86/12/31-03/12/31	7/23/2003	56,275.86	55,780.00	495.86
1,700.00	WAL MART STORES INC	COM	86/12/31-03/12/31	7/24/2003	95,886.38	94,826.00	1,060.38
2,300.00	WAL MART STORES INC	COM	86/12/31-03/12/31	7/25/2003	128,312.36	128,284.00	28.36
300.00	WAL MART STORES INC	COM	86/12/31-03/12/31	7/28/2003	16,808.90	16,734.00	74.90
6,100.00	WASHINGTON MUT INC	COM	86/12/31-03/12/31	6/26/2003	253,283.92	238,383.73	14,900.19
13,200.00	WASHINGTON MUT INC	COM	86/12/31-03/12/31	9/17/2003	500,256.55	503,947.16	(3,690.61)
3,700.00	WASHINGTON MUT INC	COM	86/12/31-03/12/31	11/25/2003	164,667.44	140,284.39	24,383.05
9,800.00	WASHINGTON MUT INC	COM	86/12/31-03/12/31	12/10/2003	377,962.40	371,564.06	6,398.34
3,700.00	WASHINGTON MUT INC	COM	86/12/31-03/12/31	12/19/2003	148,946.01	140,284.39	8,661.62
1,500.00	XILINX INC	COM	86/12/31-03/12/31	3/20/2003	39,413.41	56,325.00	(16,911.59)
3,000.00	XILINX INC	COM	86/12/31-03/12/31	3/21/2003	79,768.79	94,740.87	(14,972.08)
1,300.00	XILINX INC	COM	86/12/31-03/12/31	3/24/2003	33,870.77	32,020.95	1,849.82
200.00	XILINX INC	COM	86/12/31-03/12/31	3/25/2003	5,214.82	4,869.72	345.10
7,100.00	XILINX INC	COM	86/12/31-03/12/31	4/17/2003	185,847.27	164,443.72	21,403.55
4,000.00	XILINX INC	COM	86/12/31-03/12/31	4/21/2003	104,415.50	89,788.98	14,626.52
500.00	XILINX INC	COM	86/12/31-03/12/31	4/21/2003	13,054.38	10,485.88	2,568.40
1,200.00	XILINX INC	COM	86/12/31-03/12/31	4/22/2003	31,759.15	25,121.28	6,637.87
300.00	XILINX INC	COM	86/12/31-03/12/31	4/23/2003	8,067.55	6,280.32	1,787.23
3,000.00	XILINX INC	COM	86/12/31-03/12/31	12/10/2003	105,775.04	62,540.21	43,234.83
1,100.00	TRANSOCEAN INC	SHS	86/12/31-03/12/31	6/24/2003	24,577.79	40,692.63	(16,114.84)
2,800.00	TRANSOCEAN INC	SHS	86/12/31-03/12/31	6/25/2003	63,096.16	103,581.24	(40,485.08)
400.00	TRANSOCEAN INC	SHS	86/12/31-03/12/31	6/26/2003	8,963.45	14,797.32	(5,833.87)
6,700.00	TRANSOCEAN INC	SHS	86/12/31-03/12/31	12/1/2003	132,432.68	247,855.11	(115,422.43)
1,600.00	XL CAPITAL LTD	SHS A	86/12/31-03/12/31	12/10/2003	116,554.54	150,347.52	(33,792.98)
1,300.00	ASML HOLDING N V	NEW YORK SHS	86/12/31-03/12/31	9/15/2003	19,581.90	20,029.00	(447.10)
1,600.00	ASML HOLDING N V	NEW YORK SHS	86/12/31-03/12/31	9/15/2003	23,839.68	35,728.00	(11,888.32)
1,500.00	ASML HOLDING N V	NEW YORK SHS	86/12/31-03/12/31	9/16/2003	22,023.00	33,495.00	(11,472.00)
28,000.00	ASML HOLDING N V	NEW YORK SHS	86/12/31-03/12/31	9/17/2003	404,434.42	580,560.00	(176,145.58)
4,500.00	ASML HOLDING N V	NEW YORK SHS	86/12/31-03/12/31	9/17/2003	69,089.40	100,485.00	(31,395.60)
24.00	TELEFONICA	BNS RTS EXPDT 25MAR03	86/12/31-03/12/31	3/17/2003	4.84	-	4.84
9,400.00	FRANCE TELECOM	WTS EXP 04APR03	86/12/31-03/12/31	4/4/2003	43,411.65	32,473.00	10,938.65
2,400.00	CARNIVAL CORP	PAIRED 1 COM CARN +1 TR SH BEN	86/12/31-03/12/31	9/17/2003	85,076.01	74,059.92	11,016.09
400.00	ALLIED IRISH BANKS	ORD EURO 32	86/12/31-03/12/31	1/6/2003	5,619.45	5,651.01	(31.56)
500.00	ALLIED IRISH BANKS	ORD EURO 32	86/12/31-03/12/31	6/28/2003	7,498.11	7,046.35	491.76
500.00	ALLIED IRISH BANKS	ORD EURO 32	86/12/31-03/12/31	8/27/2003	7,544.28	8,852.27	(892.01)
400.00	ALLIED IRISH BANKS	ORD EURO 32	86/12/31-03/12/31	7/1/2003	5,921.72	5,445.32	476.40
17,600.00	REUTERS GROUP	ORD GBP0 25	86/12/31-03/12/31	1/2/2003	51,034.61	79,426.15	(28,391.54)
2,100.00	REUTERS GROUP	ORD GBP0 25	86/12/31-03/12/31	1/3/2003	6,269.73	8,843.12	(2,573.39)
4,400.00	REUTERS GROUP	ORD GBP0 25	86/12/31-03/12/31	1/6/2003	13,206.23	17,407.84	(4,201.61)
5,500.00	REUTERS GROUP	ORD GBP0 25	86/12/31-03/12/31	1/7/2003	16,562.64	19,459.25	(2,896.61)
8,500.00	REUTERS GROUP	ORD GBP0 25	86/12/31-03/12/31	12/10/2003	35,110.57	36,426.81	(1,316.24)
4,500.00	REUTERS GROUP	ORD GBP0 25	86/12/31-03/12/31	12/11/2003	18,287.75	18,681.20	(393.45)
4,900.00	REUTERS GROUP	ORD GBP0 25	86/12/31-03/12/31	12/12/2003	20,527.55	20,124.19	403.36
2,300.00	REUTERS GROUP	ORD GBP0 25	86/12/31-03/12/31	12/15/2003	9,562.28	9,418.53	143.75
10,300.00	REUTERS GROUP	ORD GBP0 25	86/12/31-03/12/31	12/19/2003	43,025.79	42,089.45	936.34
6,400.00	DIAGEO	ORD GBX28 935185	86/12/31-03/12/31	1/2/2003	71,195.28	75,914.09	(4,718.81)
2,800.00	DIAGEO	ORD GBX28 935185	86/12/31-03/12/31	1/8/2003	30,921.94	33,212.42	(2,290.48)
1,100.00	DIAGEO	ORD GBX28 935185	86/12/31-03/12/31	1/13/2003	11,904.22	13,047.73	(1,143.51)
3,100.00	DIAGEO	ORD GBX28 935185	86/12/31-03/12/31	4/25/2003	33,217.36	36,770.89	(3,553.53)
17,000.00	DIAGEO	ORD GBX28 935185	86/12/31-03/12/31	7/25/2003	173,806.88	201,648.81	(27,839.93)
9,600.00	DIAGEO	ORD GBX28 935185	86/12/31-03/12/31	8/1/2003	97,542.33	113,871.14	(16,328.81)
4,600.00	DIAGEO	ORD GBX28 935185	86/12/31-03/12/31	8/4/2003	46,824.02	54,563.26	(7,739.24)
5,500.00	DIAGEO	ORD GBX28 935185	86/12/31-03/12/31	9/2/2003	57,895.89	65,238.67	(7,342.78)
6,500.00	DIAGEO	ORD GBX28 935185	86/12/31-03/12/31	9/3/2003	69,506.38	77,100.25	(7,593.87)

THE ROCKEFELLER FOUNDATION
EMPLOYEE ID NO 13-1659629
GAIN AND LOSSES ON TAXABLE INVESTMENTS
FOR YEAR 2003

Shares/Par Value	Security Name	Security Description	Date Bought	Date Sold	Proceeds	Cost	Realized Gain/Loss
6,900 00	DIAGEO	ORD GBX28 935185	86/12/31-03/12/31	9/5/2003	71,548 86	81,844 88	(10,296 02)
3,200 00	DIAGEO	ORD GBX28 935185	86/12/31-03/12/31	10/3/2003	35,088 32	37,957 05	(2,868 73)
4,000 00	DIAGEO	ORD GBX28 935185	86/12/31-03/12/31	10/8/2003	43,463 26	47,446 31	(3,983 05)
900 00	DIAGEO	ORD GBX28 935185	86/12/31-03/12/31	10/7/2003	9,714 44	10,675 42	(960 98)
6,800 00	DIAGEO	ORD GBX28 935185	86/12/31-03/12/31	10/10/2003	72,911 08	80,658 73	(7,747 67)
3,500 00	DIAGEO	ORD GBX28 935185	86/12/31-03/12/31	10/15/2003	39,556 28	41,515 52	(1,959 26)
6,900 00	DIAGEO	ORD GBX28 935185	86/12/31-03/12/31	10/16/2003	77,469 66	81,844 88	(4,375 22)
6,600 00	DIAGEO	ORD GBX28 935185	86/12/31-03/12/31	10/20/2003	75,869 33	78,286 41	(2,417 08)
4,500 00	DIAGEO	ORD GBX28 935185	86/12/31-03/12/31	10/20/2003	51,806 68	53,377 10	(1,570 42)
2,500 00	DIAGEO	ORD GBX28 935185	86/12/31-03/12/31	10/21/2003	28,565 23	29,653 94	(1,088 71)
6,300 00	DIAGEO	ORD GBX28 935185	86/12/31-03/12/31	10/29/2003	73,217 85	74,727 94	(1,510 09)
3,500 00	DIAGEO	ORD GBX28 935185	86/12/31-03/12/31	11/3/2003	40,684 94	41,515 52	(830 58)
700 00	DIAGEO	ORD GBX28 935185	86/12/31-03/12/31	11/4/2003	8,284 08	8,303 10	(19 04)
3,600 00	BAE SYSTEMS	ORD GBP0 025	86/12/31-03/12/31	1/23/2003	6,827 93	17,936 81	(11,308 88)
20,200 00	BAE SYSTEMS	ORD GBP0 025	86/12/31-03/12/31	1/24/2003	36,414 17	100,645 42	(64,231 25)
3,000 00	BAE SYSTEMS	ORD GBP0 025	86/12/31-03/12/31	1/27/2003	5,147 14	14,947 34	(9,800 20)
19,700 00	BAE SYSTEMS	ORD GBP0 025	86/12/31-03/12/31	2/5/2003	36,743 54	98,154 19	(61,410 65)
7,000 00	BAE SYSTEMS	ORD GBP0 025	86/12/31-03/12/31	2/6/2003	12,914 71	34,877 12	(21,962 41)
22,900 00	BAE SYSTEMS	ORD GBP0 025	86/12/31-03/12/31	9/2/2003	65,112 77	114,098 02	(48,985 25)
10,300 00	BAE SYSTEMS	ORD GBP0 025	86/12/31-03/12/31	10/29/2003	31,121 96	51,319 20	(20,197 24)
19,100 00	BAE SYSTEMS	ORD GBP0 025	86/12/31-03/12/31	10/30/2003	59,854 03	95,164 73	(35,310 70)
16,200 00	BAE SYSTEMS	ORD GBP0 025	86/12/31-03/12/31	10/31/2003	50,515 89	80,715 63	(30,199 74)
7,300 00	BAE SYSTEMS	ORD GBP0 025	86/12/31-03/12/31	11/3/2003	22,776 54	36,371 86	(13,595 32)
1,600 00	BAE SYSTEMS	ORD GBP0 025	86/12/31-03/12/31	11/3/2003	5,000 28	7,971 91	(2,971 65)
1,000 00	BAE SYSTEMS	ORD GBP0 025	86/12/31-03/12/31	11/4/2003	3,069 24	4,982 45	(1,913 21)
26,000 00	BAE SYSTEMS	ORD GBP0 025	86/12/31-03/12/31	11/6/2003	77,274 56	129,543 61	(52,269 05)
9,500 00	BAE SYSTEMS	ORD GBP0 025	86/12/31-03/12/31	11/10/2003	28,426 52	47,333 24	(18,906 72)
5,300 00	BAE SYSTEMS	ORD GBP0 025	86/12/31-03/12/31	11/11/2003	15,725 85	26,406 97	(10,681 12)
1,700 00	BAE SYSTEMS	ORD GBP0 025	86/12/31-03/12/31	11/13/2003	5,145 80	8,470 16	(3,324 36)
1,800 00	BAE SYSTEMS	ORD GBP0 025	86/12/31-03/12/31	11/14/2003	5,280 83	8,968 40	(3,687 57)
2,900 00	BAE SYSTEMS	ORD GBP0 025	86/12/31-03/12/31	11/17/2003	8,556 89	14,449 09	(5,892 20)
6,300 00	BAE SYSTEMS	ORD GBP0 025	86/12/31-03/12/31	11/19/2003	18,748 55	31,389 41	(12,640 86)
11,900 00	BAE SYSTEMS	ORD GBP0 025	86/12/31-03/12/31	12/3/2003	34,209 50	59,291 11	(25,081 61)
8,900 00	BAE SYSTEMS	ORD GBP0 025	86/12/31-03/12/31	12/4/2003	25,630 14	44,343 77	(18,713 63)
4,500 00	BAE SYSTEMS	ORD GBP0 025	86/12/31-03/12/31	12/5/2003	12,710 34	22,421 01	(9,710 67)
7,100 00	BAE SYSTEMS	ORD GBP0 025	86/12/31-03/12/31	12/8/2003	20,488 58	35,375 37	(14,886 79)
4,800 00	CARLTON COMUNCTNS	ORD GBP0 05	86/12/31-03/12/31	5/12/2003	7,344 79	13,845 52	(6,500 73)
7,500 00	CARLTON COMUNCTNS	ORD GBP0 05	86/12/31-03/12/31	5/14/2003	11,941 46	22,574 21	(10,632 75)
3,200 00	CARLTON COMUNCTNS	ORD GBP0 05	86/12/31-03/12/31	5/14/2003	5,055 03	9,631 66	(4,576 63)
13,900 00	CARLTON COMUNCTNS	ORD GBP0 05	86/12/31-03/12/31	5/15/2003	22,481 28	41,837 54	(19,356 26)
8,600 00	CARLTON COMUNCTNS	ORD GBP0 05	86/12/31-03/12/31	5/16/2003	15,078 63	25,885 09	(10,806 46)
7,900 00	CARLTON COMUNCTNS	ORD GBP0 05	86/12/31-03/12/31	5/19/2003	13,773 99	23,778 17	(10,004 18)
2,800 00	CARLTON COMUNCTNS	ORD GBP0 05	86/12/31-03/12/31	5/20/2003	5,094 76	8,427 70	(3,332 94)
1,500 00	CARLTON COMUNCTNS	ORD GBP0 05	86/12/31-03/12/31	11/10/2003	5,230 29	4,514 84	715 45
10,200 00	COMPASS GROUP	ORD GBP0 10	86/12/31-03/12/31	1/16/2003	53,393 19	56,109 49	(2,716 30)
7,600 00	COMPASS GROUP	ORD GBP0 10	86/12/31-03/12/31	2/5/2003	37,546 74	41,807 07	(4,258 33)
8,800 00	COMPASS GROUP	ORD GBP0 10	86/12/31-03/12/31	7/23/2003	48,151 92	50,979 80	(2,827 88)
7,200 00	COMPASS GROUP	ORD GBP0 10	86/12/31-03/12/31	9/4/2003	39,658 68	41,630 85	(1,972 17)
11,700 00	COMPASS GROUP	ORD GBP0 10	86/12/31-03/12/31	9/5/2003	64,334 34	65,556 44	(1,222 10)
2,500 00	COMPASS GROUP	ORD GBP0 10	86/12/31-03/12/31	10/3/2003	14,830 10	13,752 33	1,077 77
2,800 00	COMPASS GROUP	ORD GBP0 10	86/12/31-03/12/31	10/14/2003	16,763 56	15,402 60	1,360 96
3,400 00	COMPASS GROUP	ORD GBP0 10	86/12/31-03/12/31	10/15/2003	20,442 42	18,703 16	1,739 26
6,100 00	COMPASS GROUP	ORD GBP0 10	86/12/31-03/12/31	10/16/2003	36,667 87	33,555 67	3,112 20
600 00	COMPASS GROUP	ORD GBP0 10	86/12/31-03/12/31	10/17/2003	3,615 07	3,300 56	314 51
3,600 00	COMPASS GROUP	ORD GBP0 10	86/12/31-03/12/31	10/20/2003	21,812 02	19,803 35	2,008 67
900 00	COMPASS GROUP	ORD GBP0 10	86/12/31-03/12/31	10/21/2003	5,331 69	4,950 84	380 85
1,100 00	COMPASS GROUP	ORD GBP0 10	86/12/31-03/12/31	10/21/2003	6,586 68	6,051 02	535 66
3,700 00	COMPASS GROUP	ORD GBP0 10	86/12/31-03/12/31	10/22/2003	21,632 48	20,353 44	1,279 04
3,100 00	COMPASS GROUP	ORD GBP0 10	86/12/31-03/12/31	10/23/2003	18,032 79	17,052 88	979 91
1,300 00	COMPASS GROUP	ORD GBP0 10	86/12/31-03/12/31	10/28/2003	7,541 17	7,151 21	389 96
4,300 00	COMPASS GROUP	ORD GBP0 10	86/12/31-03/12/31	10/29/2003	24,598 38	23,654 00	944 38
7,600 00	COMPASS GROUP	ORD GBP0 10	86/12/31-03/12/31	10/30/2003	44,064 29	41,807 07	2,257 22
4,700 00	COMPASS GROUP	ORD GBP0 10	86/12/31-03/12/31	10/31/2003	27,053 44	25,854 37	1,199 07
1,300 00	COMPASS GROUP	ORD GBP0 10	86/12/31-03/12/31	11/3/2003	7,476 05	7,151 21	324 84
1,000 00	COMPASS GROUP	ORD GBP0 10	86/12/31-03/12/31	11/27/2003	6,014 72	5,500 93	513 79
900 00	COMPASS GROUP	ORD GBP0 10	86/12/31-03/12/31	11/28/2003	5,448 26	4,950 84	497 42
2,300 00	COMPASS GROUP	ORD GBP0 10	86/12/31-03/12/31	12/1/2003	13,756 81	12,652 14	1,104 67
1,700 00	COMPASS GROUP	ORD GBP0 10	86/12/31-03/12/31	12/2/2003	10,243 24	9,351 58	891 66
2,700 00	COMPASS GROUP	ORD GBP0 10	86/12/31-03/12/31	12/12/2003	16,911 60	14,852 51	2,059 09
3,700 00	COMPASS GROUP	ORD GBP0 10	86/12/31-03/12/31	12/15/2003	23,329 26	20,353 44	2,975 82
700 00	PEARSON	ORD GBP0 25	86/12/31-03/12/31	5/1/2003	5,787 93	6,659 08	(871 15)
1,100 00	PEARSON	ORD GBP0 25	86/12/31-03/12/31	5/2/2003	9,015 30	10,167 33	(1,152 03)
3,700 00	PEARSON	ORD GBP0 25	86/12/31-03/12/31	5/6/2003	31,460 04	33,000 61	(1,540 57)
600 00	PEARSON	ORD GBP0 25	86/12/31-03/12/31	5/6/2003	5,076 60	5,058 14	20 46
1,100 00	PEARSON	ORD GBP0 25	86/12/31-03/12/31	5/7/2003	6,613 89	6,584 60	3,029 29
400 00	PEARSON	ORD GBP0 25	86/12/31-03/12/31	5/8/2003	3,310 94	2,394 40	916 54
1,200 00	PEARSON	ORD GBP0 25	86/12/31-03/12/31	6/28/2003	11,262 64	11,535 34	(272 70)
8,000 00	PRUDENTIAL PLC	ORD GBP0 05	86/12/31-03/12/31	9/24/2003	58,864 53	56,786 64	2,097 89
7,500 00	PRUDENTIAL PLC	ORD GBP0 05	86/12/31-03/12/31	9/25/2003	53,718 11	52,958 12	759 99
1,800 00	PRUDENTIAL PLC	ORD GBP0 05	86/12/31-03/12/31	9/25/2003	12,979 65	12,713 02	266 63
4,900 00	PRUDENTIAL PLC	ORD GBP0 05	86/12/31-03/12/31	9/26/2003	34,274 23	34,517 98	(243 75)
5,400 00	PRUDENTIAL PLC	ORD GBP0 05	86/12/31-03/12/31	9/28/2003	37,935 21	38,040 22	(105 01)
6,300 00	PRUDENTIAL PLC	ORD GBP0 05	86/12/31-03/12/31	9/29/2003	45,026 95	44,315 62	711 33
2,500 00	PRUDENTIAL PLC	ORD GBP0 05	86/12/31-03/12/31	9/29/2003	17,515 89	17,611 21	(95 32)
5,000 00	PRUDENTIAL PLC	ORD GBP0 05	86/12/31-03/12/31	9/30/2003	34,504 00	34,664 43	(160 43)

THE ROCKEFELLER FOUNDATION
EMPLOYEE ID NO 13-1659629
GAIN AND LOSSES ON TAXABLE INVESTMENTS
FOR YEAR 2003

Shares/Par Value	Security Name	Security Description	Date Bought	Date Sold	Proceeds	Cost	Realized Gain/Loss
7,800 00	PRUDENTIAL PLC	ORD GBP0 05	88/12/31-03/12/31	10/1/2003	54,682 47	53,387 23	1,295 24
37,400 00	VODAFONE GROUP	ORD USD0 10	88/12/31-03/12/31	11/5/2003	78,136 15	78,105 42	(2,989 27)
27,800 00	GRANADA PLC	ORD GBP0 10	88/12/31-03/12/31	2/5/2003	29,012 37	44,587 29	(15,574 62)
27,000 00	GRANADA PLC	ORD GBP0 10	88/12/31-03/12/31	4/25/2003	28,596 48	43,618 00	(15,021 52)
3,500 00	GRANADA PLC	ORD GBP0 10	88/12/31-03/12/31	11/10/2003	6,578 76	5,854 19	924 57
2,500 00	GRANADA PLC	ORD GBP0 10	88/12/31-03/12/31	11/12/2003	4,707 97	4,038 70	669 27
3,200 00	LLOYDS TSB GROUP	ORD GBP0 25	88/12/31-03/12/31	4/24/2003	21,825 23	28,665 61	(7,040 38)
3,000 00	LLOYDS TSB GROUP	ORD GBP0 25	88/12/31-03/12/31	4/25/2003	19,536 97	26,874 01	(7,337 04)
1,200 00	LLOYDS TSB GROUP	ORD GBP0 25	88/12/31-03/12/31	5/22/2003	8 186 42	10 749 60	(2,563 18)
4,300 00	LLOYDS TSB GROUP	ORD GBP0 25	88/12/31-03/12/31	6/18/2003	34,229 31	38,519 42	(4,290 11)
1,700 00	LLOYDS TSB GROUP	ORD GBP0 25	88/12/31-03/12/31	7/29/2003	12,980 35	15,228 61	(2,248 26)
300 00	LLOYDS TSB GROUP	ORD GBP0 25	88/12/31-03/12/31	7/30/2003	2,286 80	2,687 40	(400 60)
10,200 00	LLOYDS TSB GROUP	ORD GBP0 25	88/12/31-03/12/31	10/3/2003	74,381 15	91,371 64	(16,990 49)
8,800 00	LLOYDS TSB GROUP	ORD GBP0 25	88/12/31-03/12/31	10/15/2003	61,682 88	77,038 83	(15,355 85)
8,300 00	LLOYDS TSB GROUP	ORD GBP0 25	88/12/31-03/12/31	10/16/2003	44,708 65	56,435 42	(11,726 77)
800 00	LLOYDS TSB GROUP	ORD GBP0 25	88/12/31-03/12/31	10/16/2003	5,694 25	7,166 40	(1,472 15)
12,900 00	LLOYDS TSB GROUP	ORD GBP0 25	88/12/31-03/12/31	10/17/2003	90,786 26	115,558 25	(24,771 99)
14,100 00	LLOYDS TSB GROUP	ORD GBP0 25	88/12/31-03/12/31	10/20/2003	99,287 99	126,307 85	(27,019 86)
800 00	LLOYDS TSB GROUP	ORD GBP0 25	88/12/31-03/12/31	10/21/2003	5,621 00	7 186 40	(1,545 40)
8,500 00	LLOYDS TSB GROUP	ORD GBP0 25	88/12/31-03/12/31	10/29/2003	58,825 37	78,143 03	(17,317 66)
3,900 00	LLOYDS TSB GROUP	ORD GBP0 25	88/12/31-03/12/31	10/30/2003	27,168 51	34,936 21	(7,767 70)
5,600 00	LLOYDS TSB GROUP	ORD GBP0 25	88/12/31-03/12/31	10/31/2003	38,644 09	50,164 82	(11,520 73)
7,400 00	LLOYDS TSB GROUP	ORD GBP0 25	88/12/31-03/12/31	11/10/2003	50,754 12	66,289 23	(15,535 11)
10,600 00	LLOYDS TSB GROUP	ORD GBP0 25	88/12/31-03/12/31	12/10/2003	74,555 62	94,954 84	(20 399 22)
4,500 00	LLOYDS TSB GROUP	ORD GBP0 25	88/12/31-03/12/31	12/12/2003	31,594 50	40,311 02	(8,716 52)
11,300 00	LLOYDS TSB GROUP	ORD GBP0 25	88/12/31-03/12/31	12/15/2003	82,086 26	101,225 44	(19 129 18)
1,300 00	LLOYDS TSB GROUP	ORD GBP0 25	88/12/31-03/12/31	12/15/2003	9,431 27	11,645 40	(2,214 13)
10,100 00	LLOYDS TSB GROUP	ORD GBP0 25	88/12/31-03/12/31	12/16/2003	73 797 27	90 475 84	(16,678 57)
7,500 00	TESCO	ORD GBP0 05	88/12/31-03/12/31	1/2/2003	23,340 88	26,703 81	(3,363 03)
10,900 00	TESCO	ORD GBP0 05	88/12/31-03/12/31	4/28/2003	33,541 46	38,809 69	(5,268 23)
2,900 00	TESCO	ORD GBP0 05	88/12/31-03/12/31	7/29/2003	10,240 72	10,325 51	(84 79)
8,700 00	TESCO	ORD GBP0 05	88/12/31-03/12/31	7/30/2003	30,404 15	30,976 54	(572 39)
21,100 00	TESCO	ORD GBP0 05	88/12/31-03/12/31	10/3/2003	84,676 83	75,127 01	9,549 82
5,000 00	TESCO	ORD GBP0 05	88/12/31-03/12/31	10/6/2003	20,160 13	17,802 61	2,357 52
1,800 00	TESCO	ORD GBP0 05	88/12/31-03/12/31	10/7/2003	7,255 72	6,408 94	846 78
2,900 00	TESCO	ORD GBP0 05	88/12/31-03/12/31	11/3/2003	11,473 79	10,325 51	1,148 28
1,100 00	TESCO	ORD GBP0 05	88/12/31-03/12/31	11/4/2003	4,376 78	3,916 57	460 21
1 000 00	BOMBARDIER INC	CLASS B	88/12/31-03/12/31	11/5/2003	4,362 63	4,328 30	34 33
3,400 00	BOMBARDIER INC	CLASS B	88/12/31-03/12/31	11/6/2003	14,544 85	14,677 04	(132 19)
2,400 00	BOMBARDIER INC	CLASS B	88/12/31-03/12/31	11/7/2003	10,354 43	10,282 91	71 52
1,200 00	BOMBARDIER INC	CLASS B	88/12/31-03/12/31	11/10/2003	5 218 59	5,096 51	120 08
2 600 00	BOMBARDIER INC	CLASS B	88/12/31-03/12/31	11/12/2003	11,196 31	11,031 07	165 24
2,300 00	BOMBARDIER INC	CLASS B	88/12/31-03/12/31	11/3/2003	9,824 55	9,681 78	242 77
6,000 00	BOMBARDIER INC	CLASS B	88/12/31-03/12/31	11/18/2003	23,781 41	25,234 05	(1,452 64)
9,400 00	BOMBARDIER INC	CLASS B	88/12/31-03/12/31	11/19/2003	36,956 12	39,388 18	(2,432 06)
7,900 00	BOMBARDIER INC	CLASS B	88/12/31-03/12/31	11/20/2003	30,936 87	32,816 24	(1,879 37)
200 00	BOMBARDIER INC	CLASS B	88/12/31-03/12/31	11/24/2003	781 75	822 37	(40 62)
25,500 00	WALMART DE MEXICO	SER V NPV	88/12/31-03/12/31	11/3/2003	60,908 33	71,387 55	(10,479 22)
12,500 00	WALMART DE MEXICO	SER V NPV	88/12/31-03/12/31	7/1/2003	36,089 41	34,993 89	1,095 52
2,000 00	WALMART DE MEXICO	SER V NPV	88/12/31-03/12/31	10/6/2003	5,619 91	5,599 02	20 89
2,000 00	WALMART DE MEXICO	SER V NPV	88/12/31-03/12/31	10/7/2003	5 510 52	5,599 02	(88 50)
34,700 00	WALMART DE MEXICO	SER V NPV	88/12/31-03/12/31	10/9/2003	95,933 65	97,143 05	(1,209 40)
4,800 00	WALMART DE MEXICO	SER V NPV	88/12/31-03/12/31	10/14/2003	13,039 69	13,437 66	(397 97)
6,900 00	WALMART DE MEXICO	SER V NPV	88/12/31-03/12/31	10/16/2003	18,695 24	19,316 63	(621 39)
2,100 00	WALMART DE MEXICO	SER V NPV	88/12/31-03/12/31	10/17/2003	5,730 81	5,978 97	(248 16)
3,000 00	WALMART DE MEXICO	SER V NPV	88/12/31-03/12/31	12/4/2003	8,499 76	8,398 53	101 23
5,400 00	WALMART DE MEXICO	SER V NPV	88/12/31-03/12/31	12/4/2003	15,321 44	15,117 36	204 08
8,200 00	GRUPO MODELO SA DE	MXN SERIES C SHS	88/12/31-03/12/31	6/24/2003	16,638 03	20,957 67	(2,321 64)
51,400 00	GRUPO MODELO SA DE	MXN SERIES C SHS	88/12/31-03/12/31	7/17/2003	118,237 15	122,967 84	(4,730 69)
3,800 00	GRUPO MODELO SA DE	MXN SERIES C SHS	88/12/31-03/12/31	10/13/2003	9,717 40	9,988 61	(271 21)
6 500 00	GRUPO MODELO SA DE	MXN SERIES C SHS	88/12/31-03/12/31	10/16/2003	16,126 63	15,375 26	751 37
2,700 00	GRUPO MODELO SA DE	MXN SERIES C SHS	88/12/31-03/12/31	10/20/2003	6,649 64	6,386 65	262 99
2,100 00	GRUPO MODELO SA DE	MXN SERIES C SHS	88/12/31-03/12/31	12/3/2003	5,042 20	4,967 39	74 81
4,400 00	GRUPO MODELO SA DE	MXN SERIES C SHS	88/12/31-03/12/31	12/3/2003	10,541 26	10 407 87	133 39
6,700 00	GRUPO MODELO SA DE	MXN SERIES C SHS	88/12/31-03/12/31	12/4/2003	15,919 50	15,848 35	71 15
6,200 00	GRUPO MODELO SA DE	MXN SERIES C SHS	88/12/31-03/12/31	12/5/2003	14,890 99	14,665 63	225 36
5,900 00	GRUPO MODELO SA DE	MXN SERIES C SHS	88/12/31-03/12/31	12/11/2003	14,225 63	13,956 01	269 62
10,300 00	GRUPO MODELO SA DE	MXN SERIES C SHS	88/12/31-03/12/31	12/16/2003	23 843 22	24,363 87	(520 65)
2,200 00	GRUPO MODELO SA DE	MXN SERIES C SHS	88/12/31-03/12/31	12/17/2003	5 111 58	5 203 93	(92 35)
2 200 00	GRUPO MODELO SA DE	MXN SERIES C SHS	88/12/31-03/12/31	12/18/2003	5,174 67	5,203 93	(29 26)
11,500 00	GRUPO MODELO SA DE	MXN SERIES C SHS	88/12/31-03/12/31	12/19/2003	26,977 87	27 202 38	(224 51)
2,200 00	GRUPO MODELO SA DE	MXN SERIES C SHS	88/12/31-03/12/31	12/30/2003	5,211 56	5 203 93	7 63
35,200 00	MMO2	ORD GBP0 001	88/12/31-03/12/31	9/2/2003	30,275 37	31,124 27	(848 90)
27,100 00	MMO2	ORD GBP0 001	88/12/31-03/12/31	9/3/2003	23,859 37	23,803 99	255 38
21,900 00	BT GROUP	ORD GBP0 05	88/12/31-03/12/31	6/28/2003	73,677 73	71,779 88	1,897 85
13,100 00	BT GROUP	ORD GBP0 05	88/12/31-03/12/31	6/27/2003	43,830 50	42,415 05	1,415 45
2,500 00	BT GROUP	ORD GBP0 05	88/12/31-03/12/31	6/30/2003	8,443 45	8,015 35	428 10
1 500 00	BT GROUP	ORD GBP0 05	88/12/31-03/12/31	7/1/2003	4,978 57	4,809 21	169 36
1,800 00	BT GROUP	ORD GBP0 05	88/12/31-03/12/31	7/3/2003	5,246 93	5,129 83	119 10
9,500 00	BT GROUP	ORD GBP0 05	88/12/31-03/12/31	7/8/2003	29,587 37	30,344 27	(756 90)
7,800 00	MARKS + SPENCER GP	ORD GBP0 25	88/12/31-03/12/31	4/28/2003	35,959 51	43,670 76	(7,711 25)
1,300 00	MARKS + SPENCER GP	ORD GBP0 25	88/12/31-03/12/31	5/22/2003	6,346 39	7,186 33	(839 94)
8,400 00	MARKS + SPENCER GP	ORD GBP0 25	88/12/31-03/12/31	10/3/2003	43,615 94	46,434 73	(2,818 79)
900 00	MARKS + SPENCER GP	ORD GBP0 25	88/12/31-03/12/31	10/6/2003	4,766 65	4,975 15	(208 50)
4,800 00	MARKS + SPENCER GP	ORD GBP0 25	88/12/31-03/12/31	10/31/2003	23,448 68	26,534 13	(3,085 45)

THE ROCKEFELLER FOUNDATION
EMPLOYEE ID NO 13-1659629
GAIN AND LOSSES ON TAXABLE INVESTMENTS
FOR YEAR 2003

Shares/Par Value	Security Name	Security Description	Date Bought	Date Sold	Proceeds	Cost	Realized Gain/Loss
1,800 00	NEXT GROUP	ORD GBP0 10	86/12/31-03/12/31	7/24/2003	33,149 12	24,876 51	8,272 61
2,000 00	NEXT GROUP	ORD GBP0 10	86/12/31-03/12/31	7/24/2003	36,834 36	27,640 57	9,293 79
1,500 00	NEXT GROUP	ORD GBP0 10	86/12/31-03/12/31	7/31/2003	27,378 08	20,730 43	6,647 65
500 00	NEXT GROUP	ORD GBP0 10	86/12/31-03/12/31	8/1/2003	9,106 74	6,910 14	2,196 60
700 00	NEXT GROUP	ORD GBP0 10	86/12/31-03/12/31	8/26/2003	11,864 12	9,674 20	2,289 92
1,400 00	NEXT GROUP	ORD GBP0 10	86/12/31-03/12/31	8/27/2003	23,879 01	19,348 40	4,530 61
300 00	NEXT GROUP	ORD GBP0 10	86/12/31-03/12/31	8/28/2003	5,107 21	4,146 09	981 12
300 00	NEXT GROUP	ORD GBP0 10	86/12/31-03/12/31	9/8/2003	5,413 95	4,146 09	1,267 86
3,600 00	NEXT GROUP	ORD GBP0 10	86/12/31-03/12/31	9/9/2003	64,709 82	49,753 03	14,956 79
1,400 00	NEXT GROUP	ORD GBP0 10	86/12/31-03/12/31	10/7/2003	27,353 59	19,348 40	8,005 19
800 00	NEXT GROUP	ORD GBP0 10	86/12/31-03/12/31	10/8/2003	15,574 74	11,056 23	4,518 51
1,200 00	NEXT GROUP	ORD GBP0 10	86/12/31-03/12/31	10/9/2003	22,991 10	16,584 34	6,406 76
300 00	NEXT GROUP	ORD GBP0 10	86/12/31-03/12/31	10/9/2003	5,739 49	4,146 09	1,593 40
300 00	NEXT GROUP	ORD GBP0 10	86/12/31-03/12/31	10/10/2003	5,836 19	4,146 09	1,690 10
1,200 00	NEXT GROUP	ORD GBP0 10	86/12/31-03/12/31	10/13/2003	23,377 65	16,584 34	6,793 31
2,100 00	NEXT GROUP	ORD GBP0 10	86/12/31-03/12/31	10/14/2003	42,174 44	29,022 60	13,151 84
2,500 00	NEXT GROUP	ORD GBP0 10	86/12/31-03/12/31	10/15/2003	50,575 40	34,550 71	16,024 69
1,300 00	NEXT GROUP	ORD GBP0 10	86/12/31-03/12/31	10/16/2003	26,416 25	17,966 37	8,449 88
500 00	NEXT GROUP	ORD GBP0 10	86/12/31-03/12/31	10/17/2003	9,973 14	6,910 14	3,063 00
300 00	NEXT GROUP	ORD GBP0 10	86/12/31-03/12/31	10/20/2003	5,962 20	4,146 09	1,816 11
800 00	NEXT GROUP	ORD GBP0 10	86/12/31-03/12/31	10/21/2003	11,767 94	8,292 17	3,475 77
400 00	NEXT GROUP	ORD GBP0 10	86/12/31-03/12/31	10/22/2003	8,068 25	5,528 11	2,540 14
1,200 00	NEXT GROUP	ORD GBP0 10	86/12/31-03/12/31	10/29/2003	24,148 49	16,584 34	7,564 15
900 00	NEXT GROUP	ORD GBP0 10	86/12/31-03/12/31	10/30/2003	18,122 37	12,438 26	5,684 11
300 00	NEXT GROUP	ORD GBP0 10	86/12/31-03/12/31	10/30/2003	6,043 07	4,146 09	1,896 98
800 00	NEXT GROUP	ORD GBP0 10	86/12/31-03/12/31	10/31/2003	15,980 46	11,056 23	4,924 23
300 00	NEXT GROUP	ORD GBP0 10	86/12/31-03/12/31	11/3/2003	5,932 10	4,146 09	1,786 01
800 00	NEXT GROUP	ORD GBP0 10	86/12/31-03/12/31	11/6/2003	11,515 76	8,292 17	3,223 59
1,400 00	NEXT GROUP	ORD GBP0 10	86/12/31-03/12/31	11/7/2003	26,932 74	19,348 40	7,584 34
1 900 00	NEXT GROUP	ORD GBP0 10	86/12/31-03/12/31	11/10/2003	36,557 49	26,258 54	10,298 95
10,000 00	NEXT GROUP	ORD GBP0 10	86/12/31-03/12/31	11/25/2003	189,494 01	137,940 90	51,553 11
2,800 00	NEXT GROUP	ORD GBP0 10	86/12/31-03/12/31	11/28/2003	53,535 23	37,142 10	16,393 13
1,200 00	NEXT GROUP	ORD GBP0 10	86/12/31-03/12/31	12/1/2003	23,253 97	15,489 83	7,764 14
1,500 00	NEXT GROUP	ORD GBP0 10	86/12/31-03/12/31	12/1/2003	29,091 24	19,683 87	9,407 37
4,800 00	NEXT GROUP	ORD GBP0 10	86/12/31-03/12/31	12/2/2003	89,598 61	58,985 07	30,614 54
9,500 00	NEXT GROUP	ORD GBP0 10	86/12/31-03/12/31	12/3/2003	185,762 93	118,436 52	67,326 41
600 00	NEXT GROUP	ORD GBP0 10	86/12/31-03/12/31	12/3/2003	11,718 11	7,061 71	4,656 40
7,000 00	BOOTS GROUP	ORD GBP0 25	86/12/31-03/12/31	5/16/2003	67,867 33	66,488 94	1,198 39
2,400 00	BOOTS GROUP	ORD GBP0 25	86/12/31-03/12/31	6/6/2003	24,873 48	22,455 15	2,218 33
5,700 00	BOOTS GROUP	ORD GBP0 25	86/12/31-03/12/31	6/9/2003	58,463 79	53,143 69	5,320 10
500 00	BOOTS GROUP	ORD GBP0 25	86/12/31-03/12/31	6/10/2003	5,186 41	4,648 06	538 35
700 00	BOOTS GROUP	ORD GBP0 25	86/12/31-03/12/31	6/10/2003	7,259 36	6,508 62	750 74
500 00	BOOTS GROUP	ORD GBP0 25	86/12/31-03/12/31	6/11/2003	5,226 11	4,839 25	586 86
5,400 00	BOOTS GROUP	ORD GBP0 25	86/12/31-03/12/31	6/11/2003	55,773 28	50,026 43	5,746 85
2,700 00	BOOTS GROUP	ORD GBP0 25	86/12/31-03/12/31	6/12/2003	28,989 10	24,989 10	3,201 27
900 00	BOOTS GROUP	ORD GBP0 25	86/12/31-03/12/31	6/12/2003	9,411 79	8,335 96	1,075 83
1,700 00	BOOTS GROUP	ORD GBP0 25	86/12/31-03/12/31	6/13/2003	17,683 88	15,703 87	1,980 01
700 00	BOOTS GROUP	ORD GBP0 25	86/12/31-03/12/31	6/16/2003	7,371 89	6,465 16	906 53
3,300 00	BOOTS GROUP	ORD GBP0 25	86/12/31-03/12/31	6/16/2003	34,983 02	30,457 27	4,525 75
11,500 00	BOOTS GROUP	ORD GBP0 25	86/12/31-03/12/31	6/17/2003	121,932 46	105,980 55	15,971 91
6,900 00	BOOTS GROUP	ORD GBP0 25	86/12/31-03/12/31	6/18/2003	70,518 70	62,223 90	8,294 80
4,800 00	BOOTS GROUP	ORD GBP0 25	86/12/31-03/12/31	6/19/2003	48,894 58	42,199 79	6,694 79
5,300 00	BOOTS GROUP	ORD GBP0 25	86/12/31-03/12/31	6/20/2003	53,828 48	45,581 96	8,266 52
300 00	CASINO GUICH PERR	EUR1 53	86/12/31-03/12/31	1/29/2003	18,528 45	23,911 43	(5,382 98)
1,200 00	CASINO GUICH PERR	EUR1 53	86/12/31-03/12/31	1/30/2003	75,063 83	95,645 73	(20,581 90)
100 00	CASINO GUICH PERR	EUR1 53	86/12/31-03/12/31	2/3/2003	6,196 86	7,970 48	(1,773 62)
100 00	CASINO GUICH PERR	EUR1 53	86/12/31-03/12/31	2/4/2003	6,199 29	7,970 48	(1,771 19)
200 00	CASINO GUICH PERR	EUR1 53	86/12/31-03/12/31	2/5/2003	12,232 16	15,940 95	(3,708 79)
200 00	CASINO GUICH PERR	EUR1 53	86/12/31-03/12/31	2/6/2003	12,271 79	15,940 95	(3,669 16)
600 00	CASINO GUICH PERR	EUR1 53	86/12/31-03/12/31	2/7/2003	36,762 23	40,888 84	(4,126 61)
27,600 00	UNICREDITO ITALIAN	EUR0 50	86/12/31-03/12/31	9/8/2003	130,844 98	128,366 33	2,278 65
2,700 00	UNICREDITO ITALIAN	EUR0 50	86/12/31-03/12/31	9/9/2003	12,748 95	12,458 92	290 03
12 00	D/S 1912	B DKK1000	86/12/31-03/12/31	6/16/2003	61,787 50	61,155 71	631 79
-	A P MOLLER MAERSK	SER B DKK1000	86/12/31-03/12/31	6/16/2003	631 79	618 35	13 44
2 00	A P MOLLER MAERSK	SER B DKK1000	86/12/31-03/12/31	11/5/2003	15,554 29	14,370 27	1,184 02
4 00	A P MOLLER MAERSK	SER B DKK1000	86/12/31-03/12/31	11/6/2003	30,905 85	28,740 53	2,165 32
1 00	A P MOLLER MAERSK	SER B DKK1000	86/12/31-03/12/31	11/7/2003	7,789 00	7,185 13	583 87
3 00	A P MOLLER MAERSK	SER B DKK1000	86/12/31-03/12/31	11/14/2003	22,249 25	21,555 40	693 85
1 00	A P MOLLER MAERSK	SER B DKK1000	86/12/31-03/12/31	11/19/2003	7,314 77	7,170 26	144 51
2 00	A P MOLLER MAERSK	SER B DKK1000	86/12/31-03/12/31	11/20/2003	14,661 88	14,233 69	428 19
1 00	A P MOLLER MAERSK	SER B DKK1000	86/12/31-03/12/31	11/21/2003	7,221 26	7,116 85	104 41
1 00	A P MOLLER MAERSK	SER B DKK1000	86/12/31-03/12/31	11/25/2003	7,145 36	7,116 84	28 52
1 00	A P MOLLER MAERSK	SER B DKK1000	86/12/31-03/12/31	11/26/2003	7,191 49	7,116 84	74 65
1 00	A P MOLLER MAERSK	SER B DKK1000	86/12/31-03/12/31	12/1/2003	7,356 30	7,116 85	239 45
3 00	A P MOLLER MAERSK	SER B DKK1000	86/12/31-03/12/31	12/2/2003	22,853 13	21,350 54	1,302 59
2 00	A P MOLLER MAERSK	SER B DKK1000	86/12/31-03/12/31	12/3/2003	14,913 35	14,216 39	696 96
900 00	INTERBREW	NPV	86/12/31-03/12/31	4/28/2003	20,609 00	26,667 63	(6,058 63)
300 00	INTERBREW	NPV	86/12/31-03/12/31	4/30/2003	6,872 51	8,889 21	(2,016 70)
100 00	INTERBREW	NPV	86/12/31-03/12/31	5/5/2003	2,258 46	2,963 07	(704 61)
1,400 00	INTERBREW	NPV	86/12/31-03/12/31	9/9/2003	33,020 98	41,482 98	(8,462 00)
600 00	INTERBREW	NPV	86/12/31-03/12/31	9/10/2003	13,906 59	17,778 42	(3,871 83)
400 00	INTERBREW	NPV	86/12/31-03/12/31	9/11/2003	9,306 65	11,852 28	(2,545 63)
400 00	INTERBREW	NPV	86/12/31-03/12/31	9/12/2003	9,425 61	11,852 28	(2,426 67)
300 00	INTERBREW	NPV	86/12/31-03/12/31	10/31/2003	7,044 60	8,889 21	(1,844 61)
300 00	INTERBREW	NPV	86/12/31-03/12/31	11/3/2003	6,981 25	8,889 21	(1,907 96)

THE ROCKEFELLER FOUNDATION
EMPLOYEE ID NO 13-1859829
GAIN AND LOSSES ON TAXABLE INVESTMENTS
FOR YEAR 2003

Shares/Par Value	Security Name	Security Description	Date Bought	Date Sold	Proceeds	Cost	Realized Gain/Loss
300 00	INTERBREW	NPV	86/12/31-03/12/31	11/4/2003	7,054 80	8,889 21	(1,834 41)
300 00	INTERBREW	NPV	86/12/31-03/12/31	12/10/2003	7,385 96	8,889 21	(1,503 25)
900 00	INTERBREW	NPV	86/12/31-03/12/31	12/11/2003	21,967 29	26,687 83	(4,700 34)
300 00	INTERBREW	NPV	86/12/31-03/12/31	12/12/2003	7,269 71	8,889 21	(1,619 50)
300 00	INTERBREW	NPV	86/12/31-03/12/31	12/12/2003	7,264 36	8,889 21	(1,624 85)
300 00	INTERBREW	NPV	86/12/31-03/12/31	12/15/2003	7,364 19	8,889 21	(1,525 02)
600 00	SKF AB	SER B SEK 12 50	86/12/31-03/12/31	3/13/2003	15,071 66	15 516 54	(444 88)
2,100 00	VIVENDI UNIVERSAL	EUR5 5	86/12/31-03/12/31	9/5/2003	39,209 40	42,993 76	(3,784 36)
2,700 00	VIVENDI UNIVERSAL	EUR5 5	86/12/31-03/12/31	9/8/2003	50,801 06	55 009 02	(4,207 96)
2,500 00	VIVENDI UNIVERSAL	EUR5 5	86/12/31-03/12/31	9/9/2003	46 023 09	50,508 75	(4,485 66)
3,000 00	VIVENDI UNIVERSAL	EUR5 5	86/12/31-03/12/31	9/9/2003	55,439 02	59,016 81	(3,577 79)
300 00	VIVENDI UNIVERSAL	EUR5 5	86/12/31-03/12/31	9/10/2003	5,360 65	5,861 84	(501 19)
2,400 00	VIVENDI UNIVERSAL	EUR5 5	86/12/31-03/12/31	9/11/2003	42,395 21	46,781 38	(4,386 15)
7,400 00	VIVENDI UNIVERSAL	EUR5 5	86/12/31-03/12/31	9/11/2003	130,938 14	141,258 84	(10,320 70)
600 00	VIVENDI UNIVERSAL	EUR5 5	86/12/31-03/12/31	9/11/2003	10,646 57	11,810 33	(963 76)
300 00	VIVENDI UNIVERSAL	EUR5 5	86/12/31-03/12/31	9/12/2003	5,346 59	5,301 46	45 13
2,400 00	VIVENDI UNIVERSAL	EUR5 5	86/12/31-03/12/31	9/15/2003	42,536 23	43,033 22	(496 99)
5,500 00	VIVENDI UNIVERSAL	EUR5 5	86/12/31-03/12/31	9/16/2003	97,202 54	94,541 13	2,661 41
300 00	VIVENDI UNIVERSAL	EUR5 5	86/12/31-03/12/31	9/17/2003	5,505 43	5,052 94	452 49
2,500 00	STOREBRAND ASA	A NOK5	86/12/31-03/12/31	3/13/2003	7,789 15	9,026 13	(1,236 98)
1,600 00	STOREBRAND ASA	A NOK5	86/12/31-03/12/31	3/17/2003	4,956 18	5,685 14	(708 96)
2,300 00	STOREBRAND ASA	A NOK5	86/12/31-03/12/31	3/18/2003	7,715 47	8,133 31	(417 84)
100 00	TECHNIP	NPV	86/12/31-03/12/31	9/9/2003	9,847 89	9,542 77	305 12
300 00	TECHNIP	NPV	86/12/31-03/12/31	9/9/2003	29,544 45	28,815 40	729 05
100 00	TECHNIP	NPV	86/12/31-03/12/31	9/12/2003	10,021 87	8,953 81	1,068 06
200 00	TECHNIP	NPV	86/12/31-03/12/31	9/16/2003	19,419 35	17,865 14	1,554 21
500 00	TECHNIP	NPV	86/12/31-03/12/31	9/17/2003	50,136 26	43,884 76	6,251 50
100 00	TECHNIP	NPV	86/12/31-03/12/31	9/17/2003	10,011 13	8,895 17	1,115 96
400 00	TECHNIP	NPV	86/12/31-03/12/31	9/18/2003	39,990 48	34,815 25	5,175 23
100 00	TECHNIP	NPV	86/12/31-03/12/31	9/18/2003	10,080 83	8,590 99	1,489 84
1,500 00	MEDIASET	EUR0 52	86/12/31-03/12/31	6/26/2003	12,926 08	12,300 49	625 59
1,900 00	MEDIASET	EUR0 52	86/12/31-03/12/31	6/27/2003	16,433 95	15,451 04	982 91
1,100 00	MEDIASET	EUR0 52	86/12/31-03/12/31	6/30/2003	9,496 84	8,830 32	666 32
1,300 00	MEDIASET	EUR0 52	86/12/31-03/12/31	7/1/2003	11,020 81	10,385 45	635 36
5,000 00	MEDIASET	EUR0 52	86/12/31-03/12/31	7/2/2003	43,599 47	38,904 29	4,695 18
500 00	MEDIASET	EUR0 52	86/12/31-03/12/31	7/2/2003	4,349 02	3,867 48	481 54
1,500 00	MEDIASET	EUR0 52	86/12/31-03/12/31	7/3/2003	12,924 88	10,635 71	2,289 17
600 00	MEDIASET	EUR0 52	86/12/31-03/12/31	7/4/2003	5,291 93	4,157 82	1,134 31
1,800 00	MEDIASET	EUR0 52	86/12/31-03/12/31	7/7/2003	15,735 07	12,389 06	3,346 01
1,600 00	MEDIASET	EUR0 52	86/12/31-03/12/31	7/8/2003	13,878 08	10,844 30	3,033 78
300 00	CIBA SPECIALTY CHE	CHF09 (REGD)	86/12/31-03/12/31	2/5/2003	19,297 03	23,883 54	(4,586 51)
100 00	CIBA SPECIALTY CHE	CHF09 (REGD)	86/12/31-03/12/31	2/6/2003	6,489 73	7,961 18	(1,471 45)
475 00	CIBA SPECIALTY CHE	CHF09 (REGD)	86/12/31-03/12/31	3/13/2003	27,017 03	37,815 60	(10,798 57)
225 00	CIBA SPECIALTY CHE	CHF09 (REGD)	86/12/31-03/12/31	4/2/2003	14 414 12	17,912 65	(3,498 53)
1,075 00	CIBA SPECIALTY CHE	CHF09 (REGD)	86/12/31-03/12/31	4/3/2003	68,746 38	85,582 67	(16,836 29)
850 00	CIBA SPECIALTY CHE	CHF09 (REGD)	86/12/31-03/12/31	4/4/2003	54,487 97	67,670 02	(13 182 05)
125 00	CIBA SPECIALTY CHE	CHF09 (REGD)	86/12/31-03/12/31	4/7/2003	8 279 10	9,951 47	(1 672 37)
400 00	CIBA SPECIALTY CHE	CHF09 (REGD)	86/12/31-03/12/31	4/8/2003	25 731 84	31,844 72	(6 112 78)
975 00	CIBA SPECIALTY CHE	CHF09 (REGD)	86/12/31-03/12/31	4/9/2003	62 705 21	77,621 49	(14 918 28)
175 00	CIBA SPECIALTY CHE	CHF09 (REGD)	86/12/31-03/12/31	4/10/2003	11,334 10	13 932 06	(2 597 96)
250 00	CIBA SPECIALTY CHE	CHF09 (REGD)	86/12/31-03/12/31	4/11/2003	16 053 28	19,902 95	(3 849 67)
200 00	CIBA SPECIALTY CHE	CHF09 (REGD)	86/12/31-03/12/31	4/14/2003	12,850 56	15,922 36	(3 071 80)
350 00	CIBA SPECIALTY CHE	CHF09 (REGD)	86/12/31-03/12/31	4/25/2003	23,800 20	27,864 13	(4 063 93)
125 00	CIBA SPECIALTY CHE	CHF09 (REGD)	86/12/31-03/12/31	4/28/2003	8 429 20	9,951 47	(1 522 27)
175 00	CIBA SPECIALTY CHE	CHF09 (REGD)	86/12/31-03/12/31	5/12/2003	11,954 06	13,932 06	(1 978 00)
275 00	CIBA SPECIALTY CHE	CHF09 (REGD)	86/12/31-03/12/31	5/13/2003	18,643 16	21,893 24	(3 250 08)
325 00	CIBA SPECIALTY CHE	CHF09 (REGD)	86/12/31-03/12/31	5/14/2003	21,951 52	25,873 83	(3 922 31)
175 00	CIBA SPECIALTY CHE	CHF09 (REGD)	86/12/31-03/12/31	5/15/2003	11,887 15	13,932 06	(2 044 91)
300 00	CIBA SPECIALTY CHE	CHF09 (REGD)	86/12/31-03/12/31	5/16/2003	20,372 92	23,883 54	(3 510 62)
300 00	CIBA SPECIALTY CHE	CHF09 (REGD)	86/12/31-03/12/31	5/20/2003	19,649 38	23,883 54	(4 234 16)
325 00	CIBA SPECIALTY CHE	CHF09 (REGD)	86/12/31-03/12/31	5/21/2003	20,940 47	25,873 83	(4 933 36)
525 00	CIBA SPECIALTY CHE	CHF09 (REGD)	86/12/31-03/12/31	5/22/2003	34,493 36	41,796 19	(7 302 83)
1,800 00	CIBA SPECIALTY CHE	CHF09 (REGD)	86/12/31-03/12/31	5/23/2003	100,672 32	127,378 86	(26 706 54)
150 00	CIBA SPECIALTY CHE	CHF09 (REGD)	86/12/31-03/12/31	5/28/2003	9,624 47	11,941 77	(2 317 30)
100 00	CIBA SPECIALTY CHE	CHF09 (REGD)	86/12/31-03/12/31	5/27/2003	6 430 36	7,961 18	(1 530 82)
200 00	CIBA SPECIALTY CHE	CHF09 (REGD)	86/12/31-03/12/31	5/28/2003	12 787 19	15,922 36	(3 135 17)
300 00	CIBA SPECIALTY CHE	CHF09 (REGD)	86/12/31-03/12/31	5/30/2003	18,988 10	23,883 54	(4 895 44)
850 00	CIBA SPECIALTY CHE	CHF09 (REGD)	86/12/31-03/12/31	5/30/2003	53,769 27	67,670 02	(13 900 75)
-	CIBA SPECIALTY CHE	CHF09 (REGD)	86/12/31-03/12/31	5/31/2003	59,771 98	53,233 01	6 538 97
575 00	CIBA SPECIALTY CHE	CHF09 (REGD)	86/12/31-03/12/31	9/5/2003	38 632 39	44 427 66	(5 595 27)
100 00	CIBA SPECIALTY CHE	CHF09 (REGD)	86/12/31-03/12/31	10/10/2003	7,003 26	7,726 55	(723 29)
150 00	CIBA SPECIALTY CHE	CHF09 (REGD)	86/12/31-03/12/31	10/13/2003	10,401 28	11,589 82	(1 188 54)
100 00	CIBA SPECIALTY CHE	CHF09 (REGD)	86/12/31-03/12/31	10/14/2003	6,961 54	7,726 55	(765 01)
200 00	CIBA SPECIALTY CHE	CHF09 (REGD)	86/12/31-03/12/31	10/15/2003	13,897 25	15,453 10	(1 555 85)
100 00	CIBA SPECIALTY CHE	CHF09 (REGD)	86/12/31-03/12/31	10/22/2003	6,628 62	7,726 55	(897 93)
475 00	CIBA SPECIALTY CHE	CHF09 (REGD)	86/12/31-03/12/31	10/23/2003	32,575 66	36,701 11	(4 125 45)
100 00	CIBA SPECIALTY CHE	CHF09 (REGD)	86/12/31-03/12/31	10/29/2003	6 740 57	7,726 55	(985 98)
100 00	CIBA SPECIALTY CHE	CHF09 (REGD)	86/12/31-03/12/31	10/30/2003	6 814 35	7,726 55	(912 20)
175 00	CIBA SPECIALTY CHE	CHF09 (REGD)	86/12/31-03/12/31	10/31/2003	11,619 37	13,521 46	(1 902 09)
225 00	CIBA SPECIALTY CHE	CHF09 (REGD)	86/12/31-03/12/31	11/3/2003	14,763 46	17,384 74	(2 621 28)
350 00	CIBA SPECIALTY CHE	CHF09 (REGD)	86/12/31-03/12/31	11/4/2003	23,067 86	27,042 92	(3 975 06)
100 00	CIBA SPECIALTY CHE	CHF09 (REGD)	86/12/31-03/12/31	11/5/2003	6,542 94	7,726 55	(1 183 61)
425 00	CIBA SPECIALTY CHE	CHF09 (REGD)	86/12/31-03/12/31	11/7/2003	27,306 07	32,837 83	(5 531 76)
200 00	CIBA SPECIALTY CHE	CHF09 (REGD)	86/12/31-03/12/31	11/10/2003	12,861 30	15,453 10	(2 591 80)
150 00	CIBA SPECIALTY CHE	CHF09 (REGD)	86/12/31-03/12/31	11/11/2003	9,669 11	11,589 82	(1 920 71)

THE ROCKEFELLER FOUNDATION
EMPLOYEE ID NO 13-1659829
GAIN AND LOSSES ON TAXABLE INVESTMENTS
FOR YEAR 2003

Shares/Par Value	Security Name	Security Description	Date Bought	Date Sold	Proceeds	Cost	Realized Gain/Loss
100 00	CIBA SPECIALTY CHE	CHF09 (REGD)	86/12/31-03/12/31	11/12/2003	8,515 77	7,726 55	(1,210 78)
350 00	CIBA SPECIALTY CHE	CHF09 (REGD)	86/12/31-03/12/31	11/13/2003	*23,378 16	27,042 92	(3,664 76)
275 00	CIBA SPECIALTY CHE	CHF09 (REGD)	86/12/31-03/12/31	11/14/2003	18,524 42	21,248 01	(2,723 59)
400 00	CIBA SPECIALTY CHE	CHF09 (REGD)	86/12/31-03/12/31	12/17/2003	30,072 93	30,906 20	(833 27)
400 00	CIBA SPECIALTY CHE	CHF09 (REGD)	86/12/31-03/12/31	12/18/2003	30,046 08	30,906 20	(860 12)
125 00	CIBA SPECIALTY CHE	CHF09 (REGD)	86/12/31-03/12/31	12/22/2003	9 315 91	9,658 19	(342 28)
125 00	CIBA SPECIALTY CHE	CHF09 (REGD)	86/12/31-03/12/31	12/23/2003	9 318 92	9,658 19	(339 27)
225 00	ALLIANZ AG	NPV(REGD)(VINKULIERT)	86/12/31-03/12/31	5/14/2003	17,245 05	42,026 63	(24,781 58)
75 00	ALLIANZ AG	NPV(REGD)(VINKULIERT)	86/12/31-03/12/31	5/15/2003	5,746 11	14,008 88	(8,262 77)
225 00	ALLIANZ AG	NPV(REGD)(VINKULIERT)	86/12/31-03/12/31	7/22/2003	20,977 36	42,026 63	(21,049 27)
625 00	ALLIANZ AG	NPV(REGD)(VINKULIERT)	86/12/31-03/12/31	7/24/2003	59,737 82	116,740 63	(57,002 81)
850 00	ALLIANZ AG	NPV(REGD)(VINKULIERT)	86/12/31-03/12/31	9/5/2003	80,321 83	158,767 25	(78,445 42)
425 00	ALLIANZ AG	NPV(REGD)(VINKULIERT)	86/12/31-03/12/31	10/3/2003	38,352 46	79,383 63	(41,031 17)
650 00	ALLIANZ AG	NPV(REGD)(VINKULIERT)	86/12/31-03/12/31	12/5/2003	74 115 91	121 410 25	(47,294 34)
100 00	ALLIANZ AG	NPV(REGD)(VINKULIERT)	86/12/31-03/12/31	12/12/2003	11,806 67	18,678 50	(7,071 83)
175 00	ALLIANZ AG	NPV(REGD)(VINKULIERT)	86/12/31-03/12/31	12/15/2003	20,746 79	32,687 38	(11,940 59)
1,400 00	ABN AMRO HLDGS NV	EURO 56	86/12/31-03/12/31	5/20/2003	24 892 69	22,885 26	2,027 43
2,300 00	ABN AMRO HLDGS NV	EURO 56	86/12/31-03/12/31	5/21/2003	40,374 07	37,489 67	2,884 40
2,000 00	ABN AMRO HLDGS NV	EURO 56	86/12/31-03/12/31	7/9/2003	38 401 32	32,589 72	5,801 60
1,500 00	ABN AMRO HLDGS NV	EURO 56	86/12/31-03/12/31	7/10/2003	28,304 14	24 449 79	3,854 35
2,800 00	ABN AMRO HLDGS NV	EURO 56	86/12/31-03/12/31	7/10/2003	52,624 08	45,639 60	6,984 48
4,500 00	ABN AMRO HLDGS NV	EURO 56	86/12/31-03/12/31	7/11/2003	84 182 29	73,349 36	10,832 93
7,200 00	ABN AMRO HLDGS NV	EURO 56	86/12/31-03/12/31	7/14/2003	137,811 59	117,358 88	20,452 61
500 00	ABN AMRO HLDGS NV	EURO 56	86/12/31-03/12/31	7/15/2003	9 735 70	8 149 63	1,585 77
8,300 00	ABN AMRO HLDGS NV	EURO 56	86/12/31-03/12/31	7/15/2003	161,333 55	135,288 82	26,044 73
300 00	ABN AMRO HLDGS NV	EURO 56	86/12/31-03/12/31	7/16/2003	5 719 83	4,889 96	829 87
3,300 00	ABN AMRO HLDGS NV	EURO 56	86/12/31-03/12/31	7/17/2003	61,055 65	53,789 53	7,266 12
500 00	ABN AMRO HLDGS NV	EURO 56	86/12/31-03/12/31	7/18/2003	9 449 76	6 149 93	1,299 83
300 00	ABN AMRO HLDGS NV	EURO 56	86/12/31-03/12/31	7/30/2003	5,759 52	4,889 96	869 56
1,400 00	ABN AMRO HLDGS NV	EURO 56	86/12/31-03/12/31	7/30/2003	26,977 88	22,618 80	4,158 08
2,300 00	ABN AMRO HLDGS NV	EURO 56	86/12/31-03/12/31	7/31/2003	44 270 68	37 489 67	6,781 01
2,200 00	ABN AMRO HLDGS NV	EURO 56	86/12/31-03/12/31	7/31/2003	41,941 63	35,859 69	6,081 94
1,500 00	ABN AMRO HLDGS NV	EURO 56	86/12/31-03/12/31	8/1/2003	28,034 10	24,449 79	3,584 31
1,000 00	ABN AMRO HLDGS NV	EURO 56	86/12/31-03/12/31	8/4/2003	18,806 48	16,299 88	2,506 62
1,200 00	ABN AMRO HLDGS NV	EURO 56	86/12/31-03/12/31	8/4/2003	22,460 97	19,559 83	2,901 14
6,200 00	ABN AMRO HLDGS NV	EURO 56	86/12/31-03/12/31	8/5/2003	116,527 82	101,059 12	15,468 70
4,800 00	ABN AMRO HLDGS NV	EURO 56	86/12/31-03/12/31	8/6/2003	88,940 65	78 239 32	10,701 33
2,600 00	ABN AMRO HLDGS NV	EURO 56	86/12/31-03/12/31	8/6/2003	48 334 64	42,379 63	5,955 01
4,100 00	ABN AMRO HLDGS NV	EURO 56	86/12/31-03/12/31	8/7/2003	76,613 64	66,829 42	9,784 22
1,300 00	ABN AMRO HLDGS NV	EURO 56	86/12/31-03/12/31	8/8/2003	24 085 06	21,189 82	2,895 24
1,200 00	ABN AMRO HLDGS NV	EURO 56	86/12/31-03/12/31	8/11/2003	22,306 69	19,559 83	2,746 86
5,200 00	ABN AMRO HLDGS NV	EURO 56	86/12/31-03/12/31	8/12/2003	96,712 81	84,759 26	11,953 55
2,600 00	ABN AMRO HLDGS NV	EURO 56	86/12/31-03/12/31	8/14/2003	47,596 62	41,863 40	5 633 22
2,600 00	ABN AMRO HLDGS NV	EURO 56	86/12/31-03/12/31	8/14/2003	47,880 98	40,245 64	7,615 34
2,200 00	ABN AMRO HLDGS NV	EURO 56	86/12/31-03/12/31	8/15/2003	41,246 06	31,554 90	9,691 16
1,600 00	AUTOGRILL SPA	EURO 52	86/12/31-03/12/31	1/15/2003	13 508 65	16 357 93	(2,849 28)
2,600 00	AUTOGRILL SPA	EURO 52	86/12/31-03/12/31	1/16/2003	22,187 78	26 581 64	(4,393 86)
1,400 00	AUTOGRILL SPA	EURO 52	86/12/31-03/12/31	1/17/2003	11,894 13	14,313 19	(2,419 06)
600 00	AUTOGRILL SPA	EURO 52	86/12/31-03/12/31	1/21/2003	5,082 07	6,134 22	(1,052 15)
1,500 00	AUTOGRILL SPA	EURO 52	86/12/31-03/12/31	1/28/2003	11,981 13	15,335 56	(3,354 43)
1,600 00	AUTOGRILL SPA	EURO 52	86/12/31-03/12/31	1/30/2003	12,672 44	16,357 93	(3,685 49)
1,000 00	AUTOGRILL SPA	EURO 52	86/12/31-03/12/31	1/31/2003	8,008 12	10,223 71	(2,215 59)
1,500 00	AUTOGRILL SPA	EURO 52	86/12/31-03/12/31	2/3/2003	12,036 23	15,335 56	(3,299 33)
700 00	AUTOGRILL SPA	EURO 52	86/12/31-03/12/31	2/4/2003	5,658 19	7 156 59	(1,498 40)
700 00	AUTOGRILL SPA	EURO 52	86/12/31-03/12/31	2/7/2003	5,599 31	7 156 59	(1,557 28)
700 00	AUTOGRILL SPA	EURO 52	86/12/31-03/12/31	2/10/2003	5,562 25	7 156 59	(1,594 34)
1,200 00	AUTOGRILL SPA	EURO 52	86/12/31-03/12/31	2/11/2003	9,592 79	12,268 45	(2,675 66)
1,400 00	AUTOGRILL SPA	EURO 52	86/12/31-03/12/31	2/12/2003	11,394 90	14,313 19	(2,918 29)
1,900 00	AUTOGRILL SPA	EURO 52	86/12/31-03/12/31	2/13/2003	16,192 45	19,425 04	(3,232 59)
1,200 00	AUTOGRILL SPA	EURO 52	86/12/31-03/12/31	2/17/2003	10,536 92	12 268 45	(1,731 53)
600 00	AUTOGRILL SPA	EURO 52	86/12/31-03/12/31	2/18/2003	5,278 92	6,134 22	(855 30)
600 00	AUTOGRILL SPA	EURO 52	86/12/31-03/12/31	2/19/2003	5,302 66	6,134 22	(831 56)
600 00	AUTOGRILL SPA	EURO 52	86/12/31-03/12/31	2/21/2003	3 532 17	4,089 48	(557 31)
600 00	AUTOGRILL SPA	EURO 52	86/12/31-03/12/31	3/5/2003	5,252 32	6,134 22	(881 90)
900 00	AUTOGRILL SPA	EURO 52	86/12/31-03/12/31	3/7/2003	7 423 42	9,201 34	(1,777 92)
900 00	AUTOGRILL SPA	EURO 52	86/12/31-03/12/31	3/10/2003	7,448 47	9,201 34	(1,752 87)
700 00	AUTOGRILL SPA	EURO 52	86/12/31-03/12/31	3/12/2003	5,602 95	7 156 59	(1,553 64)
700 00	AUTOGRILL SPA	EURO 52	86/12/31-03/12/31	3/13/2003	5,492 03	7 156 59	(1,664 56)
1,800 00	AUTOGRILL SPA	EURO 52	86/12/31-03/12/31	3/14/2003	14 348 00	18,402 67	(4,054 67)
1,000 00	AUTOGRILL SPA	EURO 52	86/12/31-03/12/31	3/17/2003	7,968 72	10,223 71	(2,254 99)
2,300 00	AUTOGRILL SPA	EURO 52	86/12/31-03/12/31	3/18/2003	19,495 04	23 514 52	(4,019 48)
800 00	AUTOGRILL SPA	EURO 52	86/12/31-03/12/31	3/19/2003	6,702 24	8 178 97	(1,476 73)
900 00	AUTOGRILL SPA	EURO 52	86/12/31-03/12/31	3/20/2003	7,645 48	9,201 34	(1,555 86)
1,000 00	AUTOGRILL SPA	EURO 52	86/12/31-03/12/31	3/21/2003	8,555 73	10,223 71	(1,667 98)
700 00	AUTOGRILL SPA	EURO 52	86/12/31-03/12/31	3/24/2003	5,784 95	7 156 59	(1 371 64)
700 00	AUTOGRILL SPA	EURO 52	86/12/31-03/12/31	3/25/2003	5,811 09	7 156 59	(1,345 50)
600 00	AUTOGRILL SPA	EURO 52	86/12/31-03/12/31	3/26/2003	5,076 51	6 134 22	(1,057 71)
1,000 00	AUTOGRILL SPA	EURO 52	86/12/31-03/12/31	3/27/2003	8,180 58	10,223 71	(2,043 13)
700 00	AUTOGRILL SPA	EURO 52	86/12/31-03/12/31	3/28/2003	5,677 41	7 156 59	(1,479 19)
600 00	AUTOGRILL SPA	EURO 52	86/12/31-03/12/31	3/31/2003	4,715 36	6,134 22	(1,418 86)
100 00	AUTOGRILL SPA	EURO 52	86/12/31-03/12/31	4/2/2003	764 57	1,022 37	(257 80)
400 00	MUENCHENER RUCKVERS AG	NPV(REGD)	86/12/31-03/12/31	2/5/2003	36,347 76	90,003 69	(53,655 93)
350 00	MUENCHENER RUCKVERS AG	NPV(REGD)	86/12/31-03/12/31	4/25/2003	31,672 49	78,753 23	(47,080 74)
725 00	MUENCHENER RUCKVERS AG	NPV(REGD)	86/12/31-03/12/31	10/3/2003	74,031 65	163,131 68	(89,100 03)
750 00	MUENCHENER RUCKVERS AG	NPV(REGD)	86/12/31-03/12/31	11/26/2003	84 688 45	168,756 91	(84,070 46)

THE ROCKEFELLER FOUNDATION
EMPLOYEE ID NO 13-1659629
GAIN AND LOSSES ON TAXABLE INVESTMENTS
FOR YEAR 2003

Shares/Par Value	Security Name	Security Description	Date Bought	Date Sold	Proceeds	Cost	Realized Gain/Loss
225 00	MUENCHENER RUCKVERS AG	NPV(REGD)	86/12/31-03/12/31	11/27/2003	25,052 62	50,627 07	(25,574 45)
425 00	MUENCHENER RUCKVERS AG	NPV(REGD)	86/12/31-03/12/31	11/28/2003	47,899 00	95,628 92	(47,729 92)
350 00	MUENCHENER RUCKVERS AG	NPV(REGD)	86/12/31-03/12/31	12/11/2003	39,288 93	78,753 23	(39,464 30)
225 00	MUENCHENER RUCKVERS AG	NPV(REGD)	86/12/31-03/12/31	12/12/2003	25,812 96	50,627 07	(24,814 11)
125 00	MUENCHENER RUCKVERS AG	NPV(REGD)	86/12/31-03/12/31	12/15/2003	14,508 03	28,126 15	(13,618 12)
4,800 00	TELECOM ITALIA SPA	DI RISP EURO 55	86/12/31-03/12/31	6/5/2003	25,002 36	25,410 44	(408 08)
14,000 00	TELECOM ITALIA SPA	DI RISP EURO 55	86/12/31-03/12/31	6/5/2003	76,322 92	75,163 44	1,159 48
4,700 00	TELECOM ITALIA SPA	DI RISP EURO 55	86/12/31-03/12/31	6/6/2003	25,376 03	24,842 83	533 20
2,300 00	TELECOM ITALIA SPA	DI RISP EURO 55	86/12/31-03/12/31	6/9/2003	12,506 75	12,098 59	408 16
4,700 00	TELECOM ITALIA SPA	DI RISP EURO 55	86/12/31-03/12/31	6/10/2003	25,456 26	24,719 87	736 39
1,000 00	TELECOM ITALIA SPA	DI RISP EURO 55	86/12/31-03/12/31	6/11/2003	5,515 96	5,259 55	256 41
3,300 00	TELECOM ITALIA SPA	DI RISP EURO 55	86/12/31-03/12/31	6/24/2003	18,016 68	17,356 51	660 17
1,400 00	TELECOM ITALIA SPA	DI RISP EURO 55	86/12/31-03/12/31	6/25/2003	7,889 86	7,383 37	506 49
1,000 00	TELECOM ITALIA SPA	DI RISP EURO 55	86/12/31-03/12/31	6/28/2003	5,455 41	5,259 55	195 86
1,000 00	TELECOM ITALIA SPA	DI RISP EURO 55	86/12/31-03/12/31	6/27/2003	5,470 53	5,259 55	210 98
3,100 00	TELECOM ITALIA SPA	DI RISP EURO 55	86/12/31-03/12/31	7/1/2003	16,906 15	16,304 60	601 55
1 000 00	TELECOM ITALIA SPA	DI RISP EURO 55	86/12/31-03/12/31	7/28/2003	5,892 78	5,259 55	633 23
1,000 00	TELECOM ITALIA SPA	DI RISP EURO 55	86/12/31-03/12/31	8/1/2003	5,387 94	5,259 55	128 39
6,500 00	NORDEA	ORD EURO 39632	86/12/31-03/12/31	5/12/2003	31,439 48	28,784 93	2,654 55
200 00	BK POLSKA KASA OPIEKI GRUPA	PLN1	86/12/31-03/12/31	10/13/2003	6,415 52	5,119 08	1,296 44
1,800 00	BK POLSKA KASA OPIEKI GRUPA	PLN1	86/12/31-03/12/31	10/16/2003	49,883 08	40,946 03	8,937 05
3,300 00	BK POLSKA KASA OPIEKI GRUPA	PLN1	86/12/31-03/12/31	10/20/2003	101,930 53	84,246 47	17,684 06
1,950 00	BK POLSKA KASA OPIEKI GRUPA	PLN1	86/12/31-03/12/31	10/21/2003	60,081 60	46,231 62	13,849 98
1,550 00	BK POLSKA KASA OPIEKI GRUPA	PLN1	86/12/31-03/12/31	10/31/2003	44,743 85	34,127 14	10,616 71
900 00	RHODIA	EUR1 0	86/12/31-03/12/31	10/7/2003	5,392 72	8 005 36	(2,612 64)
900 00	RHODIA	EUR1 0	86/12/31-03/12/31	10/8/2003	5,265 73	8 005 36	(2,739 63)
1,100 00	RHODIA	EUR1 0	86/12/31-03/12/31	10/9/2003	6,351 84	9 784 33	(3,432 69)
900 00	RHODIA	EUR1 0	86/12/31-03/12/31	10/10/2003	5,256 01	8 005 36	(2,749 35)
1,000 00	RHODIA	EUR1 0	86/12/31-03/12/31	10/14/2003	5,039 15	8,894 85	(3,855 70)
500 00	VOLKSWAGEN AG	ORD NPV	86/12/31-03/12/31	8/25/2003	24,017 90	21,314 93	2,702 97
1,800 00	VOLKSWAGEN AG	ORD NPV	86/12/31-03/12/31	8/26/2003	76,362 97	67,981 73	8,401 24
1,200 00	VOLKSWAGEN AG	ORD NPV	86/12/31-03/12/31	8/27/2003	57,153 09	50,772 25	6,380 84
6,900 00	BBVA (BILB VIZ ARG)	EURO 49	86/12/31-03/12/31	10/10/2003	75,236 44	69,040 54	6,195 90
3,300 00	BCA NAZ DEL LAVORO	EURO 50	86/12/31-03/12/31	6/25/2003	9,552 90	6,230 31	(3,322 59)
6,200 00	BCA NAZ DEL LAVORO	EURO 50	86/12/31-03/12/31	6/26/2003	11,026 97	11,705 43	(678 46)
3,000 00	BCA NAZ DEL LAVORO	EURO 50	86/12/31-03/12/31	6/27/2003	5,233 93	5,663 92	(429 99)
3,000 00	BCA NAZ DEL LAVORO	EURO 50	86/12/31-03/12/31	7/3/2003	5,006 79	5,663 92	(657 13)
4,800 00	BCA NAZ DEL LAVORO	EURO 50	86/12/31-03/12/31	7/7/2003	8,042 95	8,996 11	(953 16)
3,000 00	BCA NAZ DEL LAVORO	EURO 50	86/12/31-03/12/31	7/8/2003	5,090 81	5,579 29	(488 68)
3,200 00	BCA NAZ DEL LAVORO	EURO 50	86/12/31-03/12/31	7/8/2003	5,468 22	5,962 91	(494 69)
6,000 00	BCA NAZ DEL LAVORO	EURO 50	86/12/31-03/12/31	7/9/2003	10,224 91	10 898 08	(673 17)
3,000 00	BCA NAZ DEL LAVORO	EURO 50	86/12/31-03/12/31	7/10/2003	5 147 44	5,241 66	(94 22)
5,000 00	BCA NAZ DEL LAVORO	EURO 50	86/12/31-03/12/31	7/10/2003	8,435 50	8,728 89	(293 39)
3,700 00	BCA NAZ DEL LAVORO	EURO 50	86/12/31-03/12/31	7/11/2003	6,360 54	6,418 09	(57 55)
22,400 00	BCA NAZ DEL LAVORO	EURO 50	86/12/31-03/12/31	7/14/2003	38,560 49	38,815 32	(254 83)
8,500 00	BCA NAZ DEL LAVORO	EURO 50	86/12/31-03/12/31	7/14/2003	14,829 52	14,637 85	191 67
5,900 00	BCA NAZ DEL LAVORO	EURO 50	86/12/31-03/12/31	7/15/2003	10,067 72	10,040 79	26 93
13,500 00	BCA NAZ DEL LAVORO	EURO 50	86/12/31-03/12/31	7/17/2003	22,024 87	22,974 70	(949 83)
13,500 00	BCA NAZ DEL LAVORO	EURO 50	86/12/31-03/12/31	7/18/2003	22,108 27	22,866 17	(757 90)
9 000 00	BCA NAZ DEL LAVORO	EURO 50	86/12/31-03/12/31	7/21/2003	14,833 11	15,071 65	(238 54)
13,400 00	BCA NAZ DEL LAVORO	EURO 50	86/12/31-03/12/31	7/22/2003	22,103 77	22,395 24	(291 47)
600 00	BCA NAZ DEL LAVORO	EURO 50	86/12/31-03/12/31	7/24/2003	996 46	1,002 32	(5 86)
1,400 00	DAIMLERCHRYSLER AG	ORD NPV(REGD)	86/12/31-03/12/31	11/5/2003	52,060 29	56,316 02	(4,255 73)
1,500 00	DAIMLERCHRYSLER AG	ORD NPV(REGD)	86/12/31-03/12/31	11/6/2003	55,635 52	60,338 59	(4,703 07)
2,500 00	DAIMLERCHRYSLER AG	ORD NPV(REGD)	86/12/31-03/12/31	11/7/2003	94,274 66	98,665 02	(4,390 36)
200 00	DAIMLERCHRYSLER AG	ORD NPV(REGD)	86/12/31-03/12/31	11/10/2003	7,508 84	7,745 99	(237 15)
1,300 00	DAIMLERCHRYSLER AG	ORD NPV(REGD)	86/12/31-03/12/31	11/11/2003	47,526 70	48,629 91	(1,103 21)
3,000 00	MEDIOLANUM	EURO 1	86/12/31-03/12/31	11/5/2003	21,214 45	21,120 42	94 03
4,800 00	MEDIOLANUM	EURO 1	86/12/31-03/12/31	11/6/2003	32,105 86	32,054 59	51 27
16,300 00	MEDIOLANUM	EURO 1	86/12/31-03/12/31	11/7/2003	117,449 52	110,585 89	6,863 63
4,700 00	MEDIOLANUM	EURO 1	86/12/31-03/12/31	11/10/2003	33,965 74	31,229 36	2,736 38
927 00	MEDIOLANUM	EURO 1	86/12/31-03/12/31	11/11/2003	6,582 19	6,159 49	422 70
400 00	UNILEVER NV	CVA NLG1 12	86/12/31-03/12/31	5/28/2003	23,704 38	25,353 63	(1,649 25)
2,900 00	UNILEVER NV	CVA NLG1 12	86/12/31-03/12/31	6/3/2003	171,002 88	178,317 04	(7,314 16)
2,500 00	UNILEVER NV	CVA NLG1 12	86/12/31-03/12/31	6/4/2003	148,478 36	152,213 84	(3,735 48)
4,800 00	UNILEVER NV	CVA NLG1 12	86/12/31-03/12/31	8/26/2003	265,757 74	292,250 57	(26,492 83)
2,100 00	UNILEVER NV	CVA NLG1 12	86/12/31-03/12/31	8/26/2003	116,863 03	127,859 62	(10,996 59)
1,440 00	UNILEVER NV	CVA NLG1 12	86/12/31-03/12/31	8/27/2003	79,668 92	87,875 17	(8,206 25)
420 00	UNILEVER NV	CVA NLG1 12	86/12/31-03/12/31	8/28/2003	23,230 16	25,020 48	(1,790 32)
1,480 00	UNILEVER NV	CVA NLG1 12	86/12/31-03/12/31	8/28/2003	82,310 00	82,031 02	278 98
900 00	UNILEVER NV	CVA NLG1 12	86/12/31-03/12/31	8/29/2003	50,313 41	48,448 24	1 865 17
1,180 00	UNILEVER NV	CVA NLG1 12	86/12/31-03/12/31	9/1/2003	65,925 38	62,978 16	2,947 22
1,300 00	CARREFOUR	EUR2 50	86/12/31-03/12/31	11/6/2003	52 142 95	61,826 35	(9,683 40)
800 00	CARREFOUR	EUR2 50	86/12/31-03/12/31	4/25/2003	32,923 48	38,046 98	(5,123 50)
1,300 00	CARREFOUR	EUR2 50	86/12/31-03/12/31	9/4/2003	63,255 97	66,489 35	(3,233 38)
600 00	CARREFOUR	EUR2 50	86/12/31-03/12/31	10/6/2003	31,175 92	30,887 39	288 53
100 00	CARREFOUR	EUR2 50	86/12/31-03/12/31	10/10/2003	5,285 30	5 114 57	170 73
500 00	CARREFOUR	EUR2 50	86/12/31-03/12/31	10/15/2003	26,284 08	25,214 13	1 069 95
200 00	CARREFOUR	EUR2 50	86/12/31-03/12/31	10/16/2003	10,552 56	9,511 75	1 040 81
1,500 00	CARREFOUR	EUR2 50	86/12/31-03/12/31	10/17/2003	78,980 58	71,338 09	7 642 49
1,000 00	CARREFOUR	EUR2 50	86/12/31-03/12/31	10/20/2003	52,548 54	47,558 73	4,989 81
200 00	CARREFOUR	EUR2 50	86/12/31-03/12/31	10/20/2003	10,576 21	9,511 75	1 064 46
900 00	CARREFOUR	EUR2 50	86/12/31-03/12/31	10/21/2003	47 045 64	42,802 85	4 242 79
1,200 00	CARREFOUR	EUR2 50	86/12/31-03/12/31	10/27/2003	62,456 06	57,070 47	5,385 59
300 00	CARREFOUR	EUR2 50	86/12/31-03/12/31	10/28/2003	15,600 83	14,267 62	1,333 21

THE ROCKEFELLER FOUNDATION
EMPLOYEE ID NO 13-1659629
GAIN AND LOSSES ON TAXABLE INVESTMENTS
FOR YEAR 2003

Shares/Par Value	Security Name	Security Description	Date Bought	Date Sold	Proceeds	Cost	Realized Gain/Loss
1,300 00	CARREFOUR	EUR2 50	86/12/31-03/12/31	10/29/2003	68,257 83	61,826 35	6,431 48
200 00	CARREFOUR	EUR2 50	86/12/31-03/12/31	10/30/2003	10,548 93	9,511 75	1,037 18
1,400 00	CARREFOUR	EUR2 50	86/12/31-03/12/31	10/31/2003	73,132 75	68,582 22	6,550 53
300 00	CARREFOUR	EUR2 50	86/12/31-03/12/31	11/3/2003	15,897 87	14,287 62	1,430 25
3,400 00	REPSOL YPF SA)	EUR1(REGD)	86/12/31-03/12/31	4/22/2003	50,505 19	49,060 95	1,444 24
900 00	REPSOL YPF SA)	EUR1(REGD)	86/12/31-03/12/31	4/23/2003	13,416 98	12,683 00	733 98
2,500 00	REPSOL YPF SA)	EUR1(REGD)	86/12/31-03/12/31	5/8/2003	37,825 88	34,113 24	3,512 64
700 00	REPSOL YPF SA)	EUR1(REGD)	86/12/31-03/12/31	5/9/2003	10,808 71	9,161 89	1,446 82
3,700 00	REPSOL YPF SA)	EUR1(REGD)	86/12/31-03/12/31	7/9/2003	59,155 13	47,774 61	11,380 52
300 00	REPSOL YPF SA)	EUR1(REGD)	86/12/31-03/12/31	7/10/2003	4,772 47	3,835 21	937 26
3,300 00	WOLTERS KLUWER	CVA EURO 12	86/12/31-03/12/31	11/5/2003	58,788 54	62,110 14	(3,321 60)
1,400 00	WOLTERS KLUWER	CVA EURO 12	86/12/31-03/12/31	11/6/2003	25,093 70	26,349 76	(1,256 06)
1,800 00	WOLTERS KLUWER	CVA EURO 12	86/12/31-03/12/31	11/7/2003	32,137 82	33,878 26	(1,740 44)
800 00	WOLTERS KLUWER	CVA EURO 12	86/12/31-03/12/31	11/20/2003	14,293 87	15,057 00	(763 13)
3,000 00	WOLTERS KLUWER	CVA EURO 12	86/12/31-03/12/31	1/23/2003	53,223 85	56,463 77	(3,239 92)
2,100 00	WOLTERS KLUWER	CVA EURO 12	86/12/31-03/12/31	9/16/2003	31,231 23	39,524 64	(8,293 41)
2,200 00	WOLTERS KLUWER	CVA EURO 12	86/12/31-03/12/31	10/15/2003	33,512 96	41,406 76	(7,893 80)
2,300 00	WOLTERS KLUWER	CVA EURO 12	86/12/31-03/12/31	10/16/2003	34,539 09	43,288 89	(8,749 80)
1,300 00	WOLTERS KLUWER	CVA EURO 12	86/12/31-03/12/31	10/22/2003	19,587 88	24,467 63	(4,899 75)
1,000 00	WOLTERS KLUWER	CVA EURO 12	86/12/31-03/12/31	10/27/2003	14,787 97	18,821 25	(4,033 28)
2,700 00	WOLTERS KLUWER	CVA EURO 12	86/12/31-03/12/31	10/28/2003	39,350 92	50,817 39	(11,466 47)
400 00	WOLTERS KLUWER	CVA EURO 12	86/12/31-03/12/31	12/10/2003	6,047 94	7,528 50	(1,480 56)
600 00	WOLTERS KLUWER	CVA EURO 12	86/12/31-03/12/31	12/11/2003	8,915 65	11,292 75	(2,377 10)
500 00	WOLTERS KLUWER	CVA EURO 12	86/12/31-03/12/31	12/12/2003	7,807 21	9,410 63	(1,603 42)
1,900 00	WOLTERS KLUWER	CVA EURO 12	86/12/31-03/12/31	12/16/2003	28,652 75	35,760 38	(7,107 63)
6,900 00	WOLTERS KLUWER	CVA EURO 12	86/12/31-03/12/31	12/17/2003	105,606 51	129,866 66	(24,260 15)
2,600 00	WOLTERS KLUWER	CVA EURO 12	86/12/31-03/12/31	12/18/2003	39,795 67	48,935 26	(9,139 59)
3,700 00	WOLTERS KLUWER	CVA EURO 12	86/12/31-03/12/31	12/19/2003	56,770 30	69,638 64	(12,868 34)
400 00	WOLTERS KLUWER	CVA EURO 12	86/12/31-03/12/31	12/22/2003	6,141 95	7,528 50	(1,386 55)
400 00	WOLTERS KLUWER	CVA EURO 12	86/12/31-03/12/31	12/23/2003	6,138 24	7,528 50	(1,390 26)
5,000 00	WOLTERS KLUWER	CVA EURO 12	86/12/31-03/12/31	12/23/2003	76,356 74	94,106 28	(17,749 54)
500 00	WOLTERS KLUWER	CVA EURO 12	86/12/31-03/12/31	12/29/2003	7,726 27	9,410 63	(1,684 36)
1,100 00	WOLTERS KLUWER	CVA EURO 12	86/12/31-03/12/31	12/30/2003	17,088 30	20,703 38	(3,615 08)
900 00	WOLTERS KLUWER	CVA EURO 12	86/12/31-03/12/31	12/31/2003	14,026 12	16,939 13	(2,913 01)
500 00	SANOFI SYNTHELABO	EUR2	86/12/31-03/12/31	8/26/2003	26,341 71	33,638 49	(7,296 78)
1,100 00	SANOFI SYNTHELABO	EUR2	86/12/31-03/12/31	8/27/2003	59,253 93	72,215 19	(12,961 26)
700 00	SANOFI SYNTHELABO	EUR2	86/12/31-03/12/31	10/17/2003	43,215 08	45,773 85	(2,058 77)
5,900 00	TELEFONICA SA	EUR 1	86/12/31-03/12/31	5/2/2003	63,775 66	63,664 98	110 68
1,600 00	TELEFONICA SA	EUR 1	86/12/31-03/12/31	5/5/2003	17,820 43	17,181 68	638 75
3,000 00	TELEFONICA SA	EUR 1	86/12/31-03/12/31	6/24/2003	34,980 10	33,535 34	1,444 76
-	TELEFONICA SA	EUR 1	86/12/31-03/12/31	7/3/2003	14,921 61	13,639 18	1,282 43
5,200 00	TELEFONICA SA	EUR 1	86/12/31-03/12/31	9/2/2003	61,230 46	55,501 10	5,729 36
6,100 00	TELEFONICA SA	EUR 1	86/12/31-03/12/31	9/5/2003	74,279 13	64,329 27	9,949 86
-	TELEFONICA SA	EUR 1	86/12/31-03/12/31	10/15/2003	12,451 30	11,132 78	1,318 52
3,600 00	TELEFONICA SA	EUR 1	86/12/31-03/12/31	10/15/2003	45,144 10	37,322 82	7,821 28
200 00	LINDE AG	NPV	86/12/31-03/12/31	7/14/2003	8,182 93	10,238 83	(2,055 90)
200 00	LINDE AG	NPV	86/12/31-03/12/31	7/15/2003	8,096 70	10,238 83	(2,142 13)
400 00	LINDE AG	NPV	86/12/31-03/12/31	7/16/2003	18,266 24	20,477 65	(2,211 41)
100 00	LINDE AG	NPV	86/12/31-03/12/31	7/17/2003	4,086 62	5,119 41	(1,032 79)
400 00	LINDE AG	NPV	86/12/31-03/12/31	10/31/2003	18,265 19	20,477 65	(2,212 46)
1,300 00	LINDE AG	NPV	86/12/31-03/12/31	11/3/2003	59,335 40	60,552 38	(7,216 98)
500 00	LINDE AG	NPV	86/12/31-03/12/31	11/6/2003	22,920 17	25,597 07	(2,676 90)
700 00	LINDE AG	NPV	86/12/31-03/12/31	11/7/2003	32,186 26	35,835 90	(3,649 64)
400 00	LINDE AG	NPV	86/12/31-03/12/31	11/10/2003	18,446 64	20,477 65	(2,031 01)
300 00	LINDE AG	NPV	86/12/31-03/12/31	11/14/2003	14,390 41	15,358 24	(967 83)
200 00	LINDE AG	NPV	86/12/31-03/12/31	12/12/2003	10,356 68	10,238 83	117 85
100 00	LINDE AG	NPV	86/12/31-03/12/31	12/15/2003	5,186 88	5,119 41	67 47
400 00	LINDE AG	NPV	86/12/31-03/12/31	12/16/2003	20,560 68	20,477 65	83 03
100 00	LINDE AG	NPV	86/12/31-03/12/31	12/17/2003	5,162 80	5,119 41	43 39
200 00	COLRUYT SA	NPV(POST SPLIT)	86/12/31-03/12/31	6/26/2003	13,065 46	12,082 66	1,002 80
300 00	COLRUYT SA	NPV(POST SPLIT)	86/12/31-03/12/31	6/27/2003	19,998 99	18,078 46	3,920 53
200 00	COLRUYT SA	NPV(POST SPLIT)	86/12/31-03/12/31	7/1/2003	13,874 66	9,928 94	3,945 72
900 00	PORTUGAL TCOM SGPS	EUR1(REGD)	86/12/31-03/12/31	4/28/2003	6,405 70	6,712 43	(306 73)
600 00	PORTUGAL TCOM SGPS	EUR1(REGD)	86/12/31-03/12/31	4/29/2003	4,252 78	4,474 95	(222 17)
2,700 00	PORTUGAL TCOM SGPS	EUR1(REGD)	86/12/31-03/12/31	4/30/2003	19,258 82	20,137 30	(880 48)
2,600 00	PORTUGAL TCOM SGPS	EUR1(REGD)	86/12/31-03/12/31	5/2/2003	18,829 36	18,877 61	(248 25)
1,800 00	PORTUGAL TCOM SGPS	EUR1(REGD)	86/12/31-03/12/31	5/5/2003	13,198 55	12,954 75	243 80
3,400 00	PORTUGAL TCOM SGPS	EUR1(REGD)	86/12/31-03/12/31	5/6/2003	25,335 22	24,342 43	992 79
2,600 00	PORTUGAL TCOM SGPS	EUR1(REGD)	86/12/31-03/12/31	5/12/2003	18,948 60	18,538 86	409 74
2,100 00	PORTUGAL TCOM SGPS	EUR1(REGD)	86/12/31-03/12/31	5/13/2003	15,048 45	14,972 86	75 79
700 00	PORTUGAL TCOM SGPS	EUR1(REGD)	86/12/31-03/12/31	5/20/2003	5,172 09	4,990 89	181 20
2,800 00	PORTUGAL TCOM SGPS	EUR1(REGD)	86/12/31-03/12/31	5/21/2003	20,892 50	19,903 79	788 71
2,800 00	PORTUGAL TCOM SGPS	EUR1(REGD)	86/12/31-03/12/31	5/22/2003	20,814 05	19,782 02	1,032 03
1,100 00	PORTUGAL TCOM SGPS	EUR1(REGD)	86/12/31-03/12/31	5/23/2003	8,150 65	7,765 44	385 21
2,000 00	PORTUGAL TCOM SGPS	EUR1(REGD)	86/12/31-03/12/31	5/27/2003	14,936 97	14,091 81	847 16
800 00	PORTUGAL TCOM SGPS	EUR1(REGD)	86/12/31-03/12/31	5/28/2003	6,044 50	5,619 31	425 19
3,600 00	PORTUGAL TCOM SGPS	EUR1(REGD)	86/12/31-03/12/31	6/3/2003	27,019 01	25,191 03	1,827 98
7,000 00	PORTUGAL TCOM SGPS	EUR1(REGD)	86/12/31-03/12/31	6/4/2003	52,101 52	47,769 43	4,332 09
7,000 00	PORTUGAL TCOM SGPS	EUR1(REGD)	86/12/31-03/12/31	6/5/2003	53,274 86	47,789 43	5,505 43
2,500 00	PORTUGAL TCOM SGPS	EUR1(REGD)	86/12/31-03/12/31	6/6/2003	19,447 83	17,060 51	2,387 32
900 00	PORTUGAL TCOM SGPS	EUR1(REGD)	86/12/31-03/12/31	6/9/2003	6,979 96	6,275 95	704 01
2,800 00	PORTUGAL TCOM SGPS	EUR1(REGD)	86/12/31-03/12/31	6/10/2003	21,637 69	19,493 88	2,143 81
700 00	PORTUGAL TCOM SGPS	EUR1(REGD)	86/12/31-03/12/31	6/11/2003	5,458 79	4,864 57	594 22
700 00	PORTUGAL TCOM SGPS	EUR1(REGD)	86/12/31-03/12/31	6/17/2003	5,401 81	4,776 94	624 87
3,400 00	PORTUGAL TCOM SGPS	EUR1(REGD)	86/12/31-03/12/31	6/17/2003	26,255 38	23,202 30	3,053 08

THE ROCKEFELLER FOUNDATION
EMPLOYEE ID NO 13-1659629
GAIN AND LOSSES ON TAXABLE INVESTMENTS
FOR YEAR 2003

Shares/Par Value	Security Name	Security Description	Date Bought	Date Sold	Proceeds	Cost	Realized Gain/Loss
4,300.00	PORTUGAL TCOM SGPS	EUR1(REGD)	86/12/31-03/12/31	8/18/2003	32,814.05	29,471.77	3,342.28
1,600.00	PORTUGAL TCOM SGPS	EUR1(REGD)	86/12/31-03/12/31	8/19/2003	11,859.49	10,918.73	940.76
800.00	PORTUGAL TCOM SGPS	EUR1(REGD)	86/12/31-03/12/31	8/24/2003	5,841.96	5,459.36	382.60
2,000.00	PORTUGAL TCOM SGPS	EUR1(REGD)	86/12/31-03/12/31	8/25/2003	14,499.63	13,648.41	851.22
2,500.00	PORTUGAL TCOM SGPS	EUR1(REGD)	86/12/31-03/12/31	8/26/2003	17,860.85	17,060.51	800.34
6,800.00	PORTUGAL TCOM SGPS	EUR1(REGD)	86/12/31-03/12/31	7/2/2003	49,091.95	46,404.59	2,687.36
3,300.00	PORTUGAL TCOM SGPS	EUR1(REGD)	86/12/31-03/12/31	7/14/2003	23,656.10	22,519.88	1,136.22
2,700.00	PORTUGAL TCOM SGPS	EUR1(REGD)	86/12/31-03/12/31	7/15/2003	19,238.56	18,425.35	813.21
2,300.00	PORTUGAL TCOM SGPS	EUR1(REGD)	86/12/31-03/12/31	7/16/2003	16,396.30	15,685.67	700.63
5,000.00	PORTUGAL TCOM SGPS	EUR1(REGD)	86/12/31-03/12/31	7/17/2003	35,517.29	34,121.02	1,396.27
5,700.00	PORTUGAL TCOM SGPS	EUR1(REGD)	86/12/31-03/12/31	7/31/2003	38,348.72	38,897.97	(549.25)
3,800.00	PORTUGAL TCOM SGPS	EUR1(REGD)	86/12/31-03/12/31	8/1/2003	25,390.09	25,931.98	(541.89)
3,400.00	PORTUGAL TCOM SGPS	EUR1(REGD)	86/12/31-03/12/31	8/4/2003	22,888.65	23,202.30	(303.65)
2,300.00	PORTUGAL TCOM SGPS	EUR1(REGD)	86/12/31-03/12/31	8/5/2003	15,483.85	15,895.67	(202.02)
3,400.00	PORTUGAL TCOM SGPS	EUR1(REGD)	86/12/31-03/12/31	8/7/2003	22,888.67	23,202.29	(513.62)
5,100.00	PORTUGAL TCOM SGPS	EUR1(REGD)	86/12/31-03/12/31	8/8/2003	33,991.95	34,803.44	(811.49)
4,200.00	PORTUGAL TCOM SGPS	EUR1(REGD)	86/12/31-03/12/31	8/11/2003	28,163.02	28,661.66	(498.64)
3,400.00	PORTUGAL TCOM SGPS	EUR1(REGD)	86/12/31-03/12/31	8/12/2003	23,500.87	23,202.30	298.57
2,900.00	PORTUGAL TCOM SGPS	EUR1(REGD)	86/12/31-03/12/31	8/13/2003	20,206.33	19,790.19	416.14
3,700.00	PORTUGAL TCOM SGPS	EUR1(REGD)	86/12/31-03/12/31	8/14/2003	25,822.88	25,248.56	574.32
3,400.00	PORTUGAL TCOM SGPS	EUR1(REGD)	86/12/31-03/12/31	8/15/2003	24,289.28	23,183.83	1,105.45
1,700.00	PORTUGAL TCOM SGPS	EUR1(REGD)	86/12/31-03/12/31	8/18/2003	12,064.56	10,635.42	1,429.14
2,200.00	PORTUGAL TCOM SGPS	EUR1(REGD)	86/12/31-03/12/31	8/19/2003	15,524.32	14,755.53	768.79
2,300.00	PORTUGAL TCOM SGPS	EUR1(REGD)	86/12/31-03/12/31	8/20/2003	16,317.69	13,918.23	2,401.46
4,000.00	PORTUGAL TCOM SGPS	EUR1(REGD)	86/12/31-03/12/31	8/21/2003	28,392.67	24,115.02	4,277.65
4,300.00	PORTUGAL TCOM SGPS	EUR1(REGD)	86/12/31-03/12/31	8/22/2003	30,421.31	25,699.74	4,721.57
1,100.00	PORTUGAL TCOM SGPS	EUR1(REGD)	86/12/31-03/12/31	8/25/2003	7,767.95	6,487.37	1,280.58
1,600.00	PORTUGAL TCOM SGPS	EUR1(REGD)	86/12/31-03/12/31	8/26/2003	11,324.40	9,436.18	1,888.22
1,500.00	DEUTSCHE TELEKOM	NPV(REGD)	86/12/31-03/12/31	10/31/2003	23,432.52	23,215.77	216.75
1,500.00	DEUTSCHE TELEKOM	NPV(REGD)	86/12/31-03/12/31	11/3/2003	23,484.61	23,183.90	300.71
8,700.00	INFINEON TECHNOLOGIES AG	ORD NPV	86/12/31-03/12/31	11/6/2003	101,098.55	98,822.58	2,275.97
3,800.00	NOKIA (AB) OY	EUR0 08	86/12/31-03/12/31	3/14/2003	54,355.24	62,804.24	(8,449.00)
3,300.00	ASML HOLDING NV	EUR0 02	86/12/31-03/12/31	3/13/2003	21,564.88	34,003.97	(12,439.09)
1,000.00	ASML HOLDING NV	EUR0 02	86/12/31-03/12/31	3/14/2003	6,916.17	10,304.24	(3,388.07)
2,500.00	ASML HOLDING NV	EUR0 02	86/12/31-03/12/31	8/19/2003	25,189.77	25,386.26	(196.49)
500.00	ASML HOLDING NV	EUR0 02	86/12/31-03/12/31	6/19/2003	5,067.67	5,046.14	21.53
3,300.00	ASML HOLDING NV	EUR0 02	86/12/31-03/12/31	6/20/2003	31,954.64	33,307.66	(1,353.02)
1,200.00	ASML HOLDING NV	EUR0 02	86/12/31-03/12/31	6/20/2003	11,694.83	12,115.53	(420.70)
1,000.00	ASML HOLDING NV	EUR0 02	86/12/31-03/12/31	6/23/2003	9,628.75	9,782.29	(153.54)
1,300.00	ASML HOLDING NV	EUR0 02	86/12/31-03/12/31	11/10/2003	23,947.01	20,806.58	3,140.43
1,600.00	ASML HOLDING NV	EUR0 02	86/12/31-03/12/31	11/11/2003	28,197.18	24,344.26	3,852.92
14,900.00	ERICSSON (LM) TEL	SEK1 SER B	86/12/31-03/12/31	6/12/2003	17,704.06	14,339.98	3,364.08
53,700.00	ERICSSON (LM) TEL	SEK1 SER B	86/12/31-03/12/31	6/13/2003	62,147.81	51,539.39	10,608.42
1,400.00	PROMOTORA DE INFOR	EUR0 10	86/12/31-03/12/31	7/22/2003	14,180.81	13,251.73	909.08
1,300.00	PROMOTORA DE INFOR	EUR0 10	86/12/31-03/12/31	9/5/2003	14,288.55	12,277.22	2,011.33
200.00	ACOM CO	JPY50	86/12/31-03/12/31	12/10/2003	8,834.47	9,431.79	(597.32)
2,000.00	ASAHI BREWERIES	JPY50	86/12/31-03/12/31	12/22/2003	16,614.15	14,492.08	2,122.07
2,300.00	ASAHI BREWERIES	JPY50	86/12/31-03/12/31	12/3/2003	19,221.06	15,565.08	3,655.98
1,600.00	ASAHI BREWERIES	JPY50	86/12/31-03/12/31	12/4/2003	13,404.87	10,333.49	3,071.38
34,600.00	BANYU PHARM	JPY50	86/12/31-03/12/31	1/15/2003	408,131.49	449,281.19	(43,149.70)
6,500.00	BANYU PHARM	JPY50	86/12/31-03/12/31	1/17/2003	76,517.03	84,402.53	(7,885.50)
5,200.00	BANYU PHARM	JPY50	86/12/31-03/12/31	1/21/2003	60,878.65	67,522.03	(6,643.38)
3,900.00	BANYU PHARM	JPY50	86/12/31-03/12/31	1/22/2003	45,811.59	50,841.52	(4,829.93)
9,200.00	BANYU PHARM	JPY50	86/12/31-03/12/31	1/28/2003	107,531.03	106,814.01	717.02
42.00	NTT DOCOMO	NPV	86/12/31-03/12/31	2/17/2003	86,285.86	89,550.97	(3,265.11)
31.00	NTT DOCOMO	NPV	86/12/31-03/12/31	2/18/2003	63,398.82	63,598.24	(199.42)
33.00	NTT DOCOMO	NPV	86/12/31-03/12/31	2/19/2003	67,218.44	67,057.55	160.89
43.00	NTT DOCOMO	NPV	86/12/31-03/12/31	2/20/2003	87,381.49	87,304.34	77.15
24.00	NTT DOCOMO	NPV	86/12/31-03/12/31	2/21/2003	48,485.55	48,160.04	305.51
23.00	NTT DOCOMO	NPV	86/12/31-03/12/31	2/24/2003	45,831.39	45,166.47	664.92
3,200.00	HSBC HLDGS	USD0 50(HONG KONG REG)	86/12/31-03/12/31	11/6/2003	47,379.52	43,419.82	3,959.70
4,400.00	HSBC HLDGS	USD0 50(HONG KONG REG)	86/12/31-03/12/31	11/7/2003	65,204.03	58,725.44	6,478.59
5,000.00	DBS GROUP HLDGS	SGD1	86/12/31-03/12/31	11/6/2003	43,811.89	37,680.44	6,131.45
800.00	DBS GROUP HLDGS	SGD1	86/12/31-03/12/31	11/7/2003	7,009.78	6,028.87	980.91
1,900.00	DBS GROUP HLDGS	SGD1	86/12/31-03/12/31	11/7/2003	16,599.44	14,318.57	2,280.87
2,200.00	DBS GROUP HLDGS	SGD1	86/12/31-03/12/31	11/10/2003	18,647.28	16,579.39	2,067.89
3,600.00	DBS GROUP HLDGS	SGD1	86/12/31-03/12/31	11/11/2003	29,574.41	27,129.91	2,444.50
2,800.00	DBS GROUP HLDGS	SGD1	86/12/31-03/12/31	11/12/2003	23,000.40	21,101.04	1,899.36
2,800.00	DBS GROUP HLDGS	SGD1	86/12/31-03/12/31	11/12/2003	23,097.79	21,101.04	1,996.75
3,500.00	CHEUNG KONG(HLDGS)	HKD0 50	86/12/31-03/12/31	11/6/2003	27,928.67	28,476.85	(547.18)
9,100.00	CHEUNG KONG(HLDGS)	HKD0 50	86/12/31-03/12/31	11/7/2003	72,893.81	72,508.10	385.71
4,500.00	CMNWLTH BK OF AUST	NPV	86/12/31-03/12/31	1/31/2003	67,914.14	79,742.89	(11,828.75)
1,700.00	CMNWLTH BK OF AUST	NPV	86/12/31-03/12/31	3/13/2003	23,488.18	30,125.09	(6,636.91)
330.00	SK TELECOM	KRW500	86/12/31-03/12/31	11/17/2003	53,285.12	57,145.57	(3,860.45)
410.00	SK TELECOM	KRW500	86/12/31-03/12/31	11/18/2003	65,818.22	70,651.93	(4,833.71)
360.00	SK TELECOM	KRW500	86/12/31-03/12/31	11/19/2003	56,864.34	61,384.49	(4,520.15)
120.00	SK TELECOM	KRW500	86/12/31-03/12/31	11/20/2003	18,754.80	19,969.25	(1,214.45)
48,500.00	PETROCHINA CO	HKD0 10 H SHS	86/12/31-03/12/31	8/26/2003	14,348.37	11,714.80	2,633.57
128,900.00	PETROCHINA CO	HKD0 10 H SHS	86/12/31-03/12/31	8/26/2003	39,502.44	30,757.46	8,744.98
65,000.00	PETROCHINA CO	HKD0 10 H SHS	86/12/31-03/12/31	8/27/2003	20,808.08	15,217.96	5,590.12
77,300.00	PETROCHINA CO	HKD0 10 H SHS	86/12/31-03/12/31	8/27/2003	24,429.09	17,911.24	6,517.85
38,500.00	PETROCHINA CO	HKD0 10 H SHS	86/12/31-03/12/31	8/27/2003	12,191.78	8,985.84	3,205.92
206,200.00	PETROCHINA CO	HKD0 10 H SHS	86/12/31-03/12/31	8/28/2003	67,798.49	47,466.64	20,331.85
138,400.00	PETROCHINA CO	HKD0 10 H SHS	86/12/31-03/12/31	8/29/2003	47,610.63	31,687.50	15,923.13
15,000.00	PETROCHINA CO	HKD0 10 H SHS	86/12/31-03/12/31	9/2/2003	5,365.57	3,417.12	1,948.45

THE ROCKEFELLER FOUNDATION
EMPLOYEE ID NO 13-1859629
GAIN AND LOSSES ON TAXABLE INVESTMENTS
FOR YEAR 2003

Shares/Par Value	Security Name	Security Description	Date Bought	Date Sold	Proceeds	Cost	Realized Gain/Loss
54,800 00	PETROCHINA CO	HKD0 10 H SHS	86/12/31-03/12/31	9/3/2003	19,070 40	12,483 87	6,586 53
24,800 00	PETROCHINA CO	HKD0 10 H SHS	86/12/31-03/12/31	9/4/2003	8,711 08	5,649 64	3,061 44
32,000 00	CHINA PETROLIUM + CHEMICAL	H SHS	86/12/31-03/12/31	11/8/2003	10,187 55	9,647 07	540 48
48,000 00	CHINA PETROLIUM + CHEMICAL	H SHS	86/12/31-03/12/31	11/7/2003	15,387 34	14,470 61	916 73
18,000 00	CHINA PETROLIUM + CHEMICAL	H SHS	86/12/31-03/12/31	11/10/2003	5,691 75	5,426 48	265 27
166,000 00	CHINA PETROLIUM + CHEMICAL	H SHS	86/12/31-03/12/31	12/10/2003	61,701 21	49,867 97	11,833 24
56,000 00	CHINA PETROLIUM + CHEMICAL	H SHS	86/12/31-03/12/31	12/11/2003	20,763 86	16,354 28	4,409 58
58,000 00	CHINA PETROLIUM + CHEMICAL	H SHS	86/12/31-03/12/31	12/11/2003	21,242 70	17,165 95	4,076 75
52,000 00	CHINA PETROLIUM + CHEMICAL	H SHS	86/12/31-03/12/31	12/12/2003	19,445 80	15,152 10	4,293 70
264,000 00	CHINA PETROLIUM + CHEMICAL	H SHS	86/12/31-03/12/31	12/22/2003	101,713 71	76,676 43	25,037 28
60,000 00	CHINA PETROLIUM + CHEMICAL	H SHS	86/12/31-03/12/31	12/23/2003	23,014 00	17,147 16	5,866 84
116,000 00	CHINA PETROLIUM + CHEMICAL	H SHS	86/12/31-03/12/31	12/23/2003	44,731 88	32,965 05	11,766 83
58,900 00	CHINA PETROLIUM + CHEMICAL	H SHS	86/12/31-03/12/31	12/29/2003	22,867 68	16,661 50	6,206 18
129,300 00	CHINA PETROLIUM + CHEMICAL	H SHS	86/12/31-03/12/31	12/29/2003	49,079 94	36,576 09	12,503 85
89,800 00	CHINA PETROLIUM + CHEMICAL	H SHS	86/12/31-03/12/31	12/30/2003	36,730 53	25,402 42	11,328 11
6,100 00	FOSTERS GROUP	NPV	86/12/31-03/12/31	1/2/2003	15,434 70	15,834 36	(399 66)
10,400 00	FOSTERS GROUP	NPV	86/12/31-03/12/31	1/3/2003	26,206 87	26,998 29	(789 42)
9,700 00	FOSTERS GROUP	NPV	86/12/31-03/12/31	1/6/2003	24,956 79	25,179 23	(222 44)
9,100 00	FOSTERS GROUP	NPV	86/12/31-03/12/31	1/7/2003	23,506 23	23,621 75	(115 52)
8,100 00	FOSTERS GROUP	NPV	86/12/31-03/12/31	1/8/2003	15,728 49	15,834 36	(105 87)
9,100 00	FOSTERS GROUP	NPV	86/12/31-03/12/31	1/9/2003	23,808 70	23,621 75	186 95
6,000 00	FOSTERS GROUP	NPV	86/12/31-03/12/31	1/13/2003	15,816 01	15,574 78	241 23
6,000 00	FOSTERS GROUP	NPV	86/12/31-03/12/31	1/14/2003	16,057 66	15,574 78	482 88
9,000 00	FOSTERS GROUP	NPV	86/12/31-03/12/31	1/15/2003	24,095 90	23,362 17	733 73
12,000 00	FOSTERS GROUP	NPV	86/12/31-03/12/31	1/17/2003	31,750 24	31,149 56	600 68
12,000 00	FOSTERS GROUP	NPV	86/12/31-03/12/31	1/22/2003	31,557 14	31,149 56	407 58
12,000 00	FOSTERS GROUP	NPV	86/12/31-03/12/31	1/24/2003	31,378 06	31,149 56	228 50
6,000 00	FOSTERS GROUP	NPV	86/12/31-03/12/31	1/28/2003	15,300 07	15,574 78	(274 71)
9,000 00	FOSTERS GROUP	NPV	86/12/31-03/12/31	1/29/2003	23,391 09	23,362 17	28 92
6,000 00	FOSTERS GROUP	NPV	86/12/31-03/12/31	1/29/2003	15,516 30	15,574 78	(58 48)
9,000 00	FOSTERS GROUP	NPV	86/12/31-03/12/31	1/31/2003	22,678 73	23,362 17	(683 44)
18,100 00	FOSTERS GROUP	NPV	86/12/31-03/12/31	2/4/2003	45,224 59	46,983 92	(1,759 33)
15,100 00	FOSTERS GROUP	NPV	86/12/31-03/12/31	2/5/2003	37,798 18	39,196 53	(1,398 35)
6,400 00	FOSTERS GROUP	NPV	86/12/31-03/12/31	2/6/2003	16,426 21	16,613 10	(186 89)
2,800 00	FUJI FIRE + MARINE	JPY50	86/12/31-03/12/31	11/6/2003	7,376 87	5,639 43	1,736 44
2,000 00	FUJI FIRE + MARINE	JPY50	86/12/31-03/12/31	11/7/2003	5,278 94	3,993 54	1,285 40
2,000 00	FUJI FIRE + MARINE	JPY50	86/12/31-03/12/31	11/10/2003	5,282 52	3,967 45	1,315 07
2,000 00	FUJI FIRE + MARINE	JPY50	86/12/31-03/12/31	11/12/2003	5,042 73	3,939 32	1,103 41
1,000 00	HONDA MOTOR CO	JPY50	86/12/31-03/12/31	1/6/2003	36,750 03	42,293 05	(5,543 02)
1,300 00	HONDA MOTOR CO	JPY50	86/12/31-03/12/31	7/30/2003	50,291 56	54,980 96	(4,689 40)
200 00	HONDA MOTOR CO	JPY50	86/12/31-03/12/31	10/31/2003	7,943 75	8,458 61	(514 86)
600 00	HONDA MOTOR CO	JPY50	86/12/31-03/12/31	11/4/2003	24,820 55	25,375 83	(555 28)
1,200 00	HONDA MOTOR CO	JPY50	86/12/31-03/12/31	11/6/2003	49,084 34	50,751 65	(1,667 31)
2,400 00	HONDA MOTOR CO	JPY50	86/12/31-03/12/31	11/10/2003	99,346 41	101,503 31	(2,156 90)
600 00	KOREA ELEC POWER	KRW5000	86/12/31-03/12/31	12/9/2003	11,008 62	11,844 23	(835 61)
1,200 00	KOREA ELEC POWER	KRW5000	86/12/31-03/12/31	12/10/2003	21,866 74	23,568 14	(1,701 40)
1,290 00	KOREA ELEC POWER	KRW5000	86/12/31-03/12/31	12/11/2003	23,800 17	25,080 62	(1,480 45)
1,440 00	KOREA ELEC POWER	KRW5000	86/12/31-03/12/31	12/12/2003	25,959 02	27,693 50	(1,734 48)
1,730 00	KOREA ELEC POWER	KRW5000	86/12/31-03/12/31	12/15/2003	31,692 44	33,696 04	(2,003 60)
1,340 00	KOREA ELEC POWER	KRW5000	86/12/31-03/12/31	12/19/2003	24,363 86	25,672 96	(1,309 10)
750 00	KOREA ELEC POWER	KRW5000	86/12/31-03/12/31	12/22/2003	13,810 82	14,369 19	(558 37)
2,200 00	KOREA ELEC POWER	KRW5000	86/12/31-03/12/31	12/23/2003	40,135 57	42,103 01	(1,967 44)
1,190 00	KOREA ELEC POWER	KRW5000	86/12/31-03/12/31	12/26/2003	21,406 81	22,743 08	(1,336 27)
850 00	KOREA ELEC POWER	KRW5000	86/12/31-03/12/31	12/29/2003	15,189 43	16,222 50	(1,033 07)
810 00	KOREA ELEC POWER	KRW5000	86/12/31-03/12/31	12/30/2003	14,342 38	15,459 08	(1,116 70)
33 00	SUMITOMO MITSUI GR	NPV	86/12/31-03/12/31	11/26/2003	157,294 10	157,005 75	288 35
2,400 00	NORTEL NETWORKS CORP	COM	86/12/31-03/12/31	6/6/2003	8,066 49	8,380 00	(313 51)
7,200 00	NORTEL NETWORKS CORP	COM	86/12/31-03/12/31	6/6/2003	24,700 59	19,968 94	4,731 65
7,500 00	NORTEL NETWORKS CORP	COM	86/12/31-03/12/31	6/6/2003	25,815 28	19,154 36	6,660 92
1,600 00	NORTEL NETWORKS CORP	COM	86/12/31-03/12/31	6/6/2003	5,211 75	4,240 00	971 75
4,100 00	NORTEL NETWORKS CORP	COM	86/12/31-03/12/31	6/9/2003	12,974 65	9,694 89	3,279 76
3,700 00	NORTEL NETWORKS CORP	COM	86/12/31-03/12/31	6/9/2003	11,561 95	8,829 34	2,732 61
4 100 00	NATL AUSTRALIA BK	NPV	86/12/31-03/12/31	1/31/2003	75,505 26	77,692 68	(2,187 42)
1,500 00	NATL AUSTRALIA BK	NPV	86/12/31-03/12/31	3/13/2003	25,564 55	28,424 15	(2,859 60)
4,500 00	NATL AUSTRALIA BK	NPV	86/12/31-03/12/31	8/20/2003	96,257 71	85,272 45	10,985 26
2,900 00	NATL AUSTRALIA BK	NPV	86/12/31-03/12/31	10/22/2003	64,456 46	54,953 36	9,503 10
4,923 00	NATL AUSTRALIA BK	NPV	86/12/31-03/12/31	10/23/2003	107,318 90	93,288 06	14,030 84
1,400 00	NATL AUSTRALIA BK	NPV	86/12/31-03/12/31	10/24/2003	30,423 56	26,529 21	3,894 35
600 00	NATL AUSTRALIA BK	NPV	86/12/31-03/12/31	10/27/2003	13,162 84	11,369 66	1,793 18
1,700 00	NATL AUSTRALIA BK	NPV	86/12/31-03/12/31	10/29/2003	37,043 01	32,214 04	4,828 97
3,396 00	NATL AUSTRALIA BK	NPV	86/12/31-03/12/31	10/30/2003	74,166 24	64,352 28	9,813 96
10 00	NIPPON TEL+TEL CP	JPY50000	86/12/31-03/12/31	1/6/2003	36,798 09	37,396 29	(598 20)
980 00	POSCO	KRW5000	86/12/31-03/12/31	11/6/2003	118,287 64	119,418 96	(1,131 32)
160 00	POSCO	KRW5000	86/12/31-03/12/31	11/7/2003	19,028 84	19,446 95	(418 11)
300 00	POSCO	KRW5000	86/12/31-03/12/31	11/10/2003	36,374 73	36,457 47	(82 74)
330 00	POSCO	KRW5000	86/12/31-03/12/31	11/11/2003	39,956 68	40,092 68	(136 00)
290 00	POSCO	KRW5000	86/12/31-03/12/31	11/12/2003	35,729 42	35,187 34	542 08
170 00	POSCO	KRW5000	86/12/31-03/12/31	11/13/2003	21,060 40	20,594 16	466 24
200 00	PROMISE CO	JPY50	86/12/31-03/12/31	1/6/2003	7,305 06	9,942 28	(2,637 22)
1,300 00	PROMISE CO	JPY50	86/12/31-03/12/31	2/6/2003	41,135 95	64,624 85	(23,488 90)
2,200 00	PROMISE CO	JPY50	86/12/31-03/12/31	2/7/2003	67,522 46	109,365 12	(41,842 66)
300 00	PROMISE CO	JPY50	86/12/31-03/12/31	3/18/2003	8,596 16	14,913 43	(6,317 27)
800 00	PROMISE CO	JPY50	86/12/31-03/12/31	3/19/2003	22,463 35	39,769 14	(17,305 79)
600 00	PROMISE CO	JPY50	86/12/31-03/12/31	3/20/2003	16,902 83	29,826 85	(12,924 02)
500 00	PROMISE CO	JPY50	86/12/31-03/12/31	3/24/2003	14,553 75	24,855 71	(10,301 96)

THE ROCKEFELLER FOUNDATION
EMPLOYEE ID NO 13-1659629
GAIN AND LOSSES ON TAXABLE INVESTMENTS
FOR YEAR 2003

Shares/Par Value	Security Name	Security Description	Date Bought	Date Sold	Proceeds	Cost	Realized Gain/Loss
200 00	PROMISE CO	JPY50	86/12/31-03/12/31	3/25/2003	5,805 77	9,942 28	(4,136 51)
200 00	PROMISE CO	JPY50	86/12/31-03/12/31	3/26/2003	5,718 78	9,942 28	(4,223 50)
200 00	PROMISE CO	JPY50	86/12/31-03/12/31	3/27/2003	5,810 52	9,942 28	(4,131 76)
300 00	PROMISE CO	JPY50	86/12/31-03/12/31	3/28/2003	8,715 49	14,013 43	(8,197 94)
200 00	PROMISE CO	JPY50	86/12/31-03/12/31	3/31/2003	5,731 74	9,942 28	(4,210 54)
400 00	PROMISE CO	JPY50	86/12/31-03/12/31	4/2/2003	11,137 83	19,884 57	(8,746 74)
500 00	PROMISE CO	JPY50	86/12/31-03/12/31	4/3/2003	14,158 54	24,855 71	(10,697 17)
200 00	PROMISE CO	JPY50	86/12/31-03/12/31	4/9/2003	5,626 81	9,942 28	(4,315 47)
300 00	PROMISE CO	JPY50	86/12/31-03/12/31	4/24/2003	9,797 96	14,913 43	(5,115 47)
700 00	PROMISE CO	JPY50	86/12/31-03/12/31	4/25/2003	21,418 28	34,797 99	(13,379 71)
700 00	PROMISE CO	JPY50	86/12/31-03/12/31	4/30/2003	22,444 10	34,797 99	(12,353 89)
200 00	PROMISE CO	JPY50	86/12/31-03/12/31	5/1/2003	6,653 63	9,942 28	(3,288 65)
700 00	PROMISE CO	JPY50	86/12/31-03/12/31	5/6/2003	23,299 58	34,798 00	(11,498 42)
400 00	PROMISE CO	JPY50	86/12/31-03/12/31	5/7/2003	13,716 27	19,884 57	(6,168 30)
400 00	PROMISE CO	JPY50	86/12/31-03/12/31	5/8/2003	13,755 42	19,884 57	(6,129 15)
1,200 00	PROMISE CO	JPY50	86/12/31-03/12/31	5/9/2003	40,870 33	59,653 71	(18,783 38)
800 00	PROMISE CO	JPY50	86/12/31-03/12/31	5/12/2003	27,322 25	39,769 14	(12,446 89)
11,900 00	AMP LIMITED	NPV	86/12/31-03/12/31	12/19/2003	41,883 03	42,544 84	(661 81)
11,900 00	HHG	CDI	86/12/31-03/12/31	12/30/2003	8,657 00	7,656 33	1,000 67
1,000 00	SONY CORP	JPY50	86/12/31-03/12/31	5/16/2003	25,044 30	38,025 89	(12,981 59)
1,000 00	SONY CORP	JPY50	86/12/31-03/12/31	5/19/2003	25,051 99	38,025 89	(12,973 90)
1,000 00	SONY CORP	JPY50	86/12/31-03/12/31	5/20/2003	24,851 92	37,801 95	(12,750 03)
1,800 00	SONY CORP	JPY50	86/12/31-03/12/31	11/20/2003	82,135 48	64,559 88	(2,424 20)
200 00	SONY CORP	JPY50	86/12/31-03/12/31	11/21/2003	6,842 24	7,173 30	(331 06)
1,600 00	SONY CORP	JPY50	86/12/31-03/12/31	11/25/2003	54,522 65	57,323 91	(2,801 26)
1,200 00	SWIRE PACIFIC	A HKD0 60	86/12/31-03/12/31	11/6/2003	7,238 25	7,387 47	(149 22)
3,000 00	SWIRE PACIFIC	A HKD0 60	86/12/31-03/12/31	11/7/2003	18,260 35	17,410 59	849 76
1,300 00	SWIRE PACIFIC	A HKD0 60	86/12/31-03/12/31	11/10/2003	7,817 15	7,400 67	416 48
1,300 00	SWIRE PACIFIC	A HKD0 60	86/12/31-03/12/31	11/11/2003	7,781 15	7,400 68	380 49
1,400 00	SWIRE PACIFIC	A HKD0 60	86/12/31-03/12/31	11/12/2003	8,333 85	7,969 95	363 90
3,100 00	TOYOTA MOTOR CORP	JPY50	86/12/31-03/12/31	3/13/2003	70,960 78	79,951 66	(8,990 90)
1,100 00	TOYOTA MOTOR CORP	JPY50	86/12/31-03/12/31	3/14/2003	25,562 66	28,369 94	(2,807 28)
1,800 00	TOYOTA MOTOR CORP	JPY50	86/12/31-03/12/31	3/17/2003	41,738 55	46,423 54	(4,684 99)
700 00	TOYOTA MOTOR CORP	JPY50	86/12/31-03/12/31	3/18/2003	16,482 60	18,053 60	(1,571 00)
1,000 00	TOYOTA MOTOR CORP	JPY50	86/12/31-03/12/31	3/25/2003	23,518 09	25,790 86	(2,272 77)
500 00	TOYOTA MOTOR CORP	JPY50	86/12/31-03/12/31	3/26/2003	12,032 65	12,895 43	(862 78)
6,500 00	TOYOTA MOTOR CORP	JPY50	86/12/31-03/12/31	3/27/2003	155,470 21	167,640 58	(12,170 37)
2,500 00	TOYOTA MOTOR CORP	JPY50	86/12/31-03/12/31	3/28/2003	58,274 24	64,477 15	(6,202 91)
800 00	TOYOTA MOTOR CORP	JPY50	86/12/31-03/12/31	3/28/2003	18,812 92	20,632 69	(2,019 77)
1,500 00	TOYOTA MOTOR CORP	JPY50	86/12/31-03/12/31	3/31/2003	34,124 77	38,886 29	(4,561 52)
800 00	TOYOTA MOTOR CORP	JPY50	86/12/31-03/12/31	4/9/2003	17,509 95	20,632 69	(3,122 74)
1,400 00	TOYOTA MOTOR CORP	JPY50	86/12/31-03/12/31	4/14/2003	29,249 41	36,107 20	(6,857 79)
1,700 00	TOYOTA MOTOR CORP	JPY50	86/12/31-03/12/31	4/14/2003	35,276 82	43,844 46	(8,567 64)
600 00	TOYOTA MOTOR CORP	JPY50	86/12/31-03/12/31	4/15/2003	12,734 72	15,474 51	(2,739 79)
700 00	TOYOTA MOTOR CORP	JPY50	86/12/31-03/12/31	5/13/2003	16,342 64	18,053 60	(1,710 96)
3,900 00	TOYOTA MOTOR CORP	JPY50	86/12/31-03/12/31	5/14/2003	90,556 17	100,584 34	(10,028 17)
1,700 00	TOYOTA MOTOR CORP	JPY50	86/12/31-03/12/31	5/15/2003	39,096 80	43,621 74	(4,524 94)
1,000 00	TOYOTA MOTOR CORP	JPY50	86/12/31-03/12/31	5/16/2003	23,106 56	25,048 47	(1,941 91)
500 00	TOYOTA MOTOR CORP	JPY50	86/12/31-03/12/31	5/19/2003	11,454 70	12,524 24	(1,069 54)
200 00	TOYOTA MOTOR CORP	JPY50	86/12/31-03/12/31	5/20/2003	4,549 52	5,009 89	(460 17)
3,300 00	YAMANOUCHI PHARM	JPY50	86/12/31-03/12/31	10/10/2003	93,744 52	92,472 08	1,272 44
2,700 00	YAMANOUCHI PHARM	JPY50	86/12/31-03/12/31	10/21/2003	75,223 42	74,180 12	1,043 30
1,800 00	YAMANOUCHI PHARM	JPY50	86/12/31-03/12/31	10/28/2003	47,793 94	48,986 48	(1,192 54)
1,000 00	YAMANOUCHI PHARM	JPY50	86/12/31-03/12/31	11/4/2003	25,673 08	27,034 23	(1,361 15)
100 00	YAMANOUCHI PHARM	JPY50	86/12/31-03/12/31	11/5/2003	2,555 28	2,701 25	(145 97)
18,300 00	ORANGE SA	EUR1	86/12/31-03/12/31	6/2/2003	189,633 07	161,268 77	28,364 30
14,100 00	ORANGE SA	EUR1	86/12/31-03/12/31	9/3/2003	148,840 92	120,436 08	28,404 84
5,600 00	ORANGE SA	EUR1	86/12/31-03/12/31	9/4/2003	59,289 95	47,149 57	12,140 38
1,200 00	NOVO NORDISK AS	DKK2 SERIES B	86/12/31-03/12/31	1/28/2003	31,035 79	36,577 48	(5,541 69)
300 00	NOVO NORDISK AS	DKK2 SERIES B	86/12/31-03/12/31	4/9/2003	10,368 95	10,022 53	346 42
600 00	NOVO NORDISK AS	DKK2 SERIES B	86/12/31-03/12/31	4/14/2003	20,918 77	19,877 19	941 58
900 00	NOVO NORDISK AS	DKK2 SERIES B	86/12/31-03/12/31	4/15/2003	31,558 99	28,439 64	3,119 35
2,300 00	NOVO NORDISK AS	DKK2 SERIES B	86/12/31-03/12/31	5/1/2003	84,396 86	70,106 84	14,290 02
1,200 00	NOVO NORDISK AS	DKK2 SERIES B	86/12/31-03/12/31	5/2/2003	43,538 11	38,577 48	6,960 63
600 00	NOVO NORDISK AS	DKK2 SERIES B	86/12/31-03/12/31	5/2/2003	21,803 36	18,288 74	3,514 62
600 00	NOVO NORDISK AS	DKK2 SERIES B	86/12/31-03/12/31	5/5/2003	21,943 95	18,288 74	3,655 21
1,700 00	NOVO NORDISK AS	DKK2 SERIES B	86/12/31-03/12/31	5/6/2003	62,139 77	51,818 10	10,321 67
1,800 00	NOVO NORDISK AS	DKK2 SERIES B	86/12/31-03/12/31	5/21/2003	67,755 41	54,866 22	12,889 19
900 00	NOVO NORDISK AS	DKK2 SERIES B	86/12/31-03/12/31	5/22/2003	34,258 54	27,433 11	6,825 43
500 00	NOVO NORDISK AS	DKK2 SERIES B	86/12/31-03/12/31	8/7/2003	17,250 47	15,240 62	2,009 85
4,500 00	AXA	EUR2 29	86/12/31-03/12/31	1/29/2003	52,841 17	67,814 59	(14,973 42)
4,900 00	AXA	EUR2 29	86/12/31-03/12/31	6/11/2003	79,998 28	73,842 55	6,155 73
400 00	AXA	EUR2 29	86/12/31-03/12/31	6/12/2003	6,783 16	6,027 96	755 20
15,900 00	AXA	EUR2 29	86/12/31-03/12/31	6/16/2003	264,694 91	239,611 55	25,083 36
2,300 00	AXA	EUR2 29	86/12/31-03/12/31	6/16/2003	38,723 00	34,660 79	4,062 21
5,400 00	AXA	EUR2 29	86/12/31-03/12/31	6/17/2003	91,340 43	81,377 51	9,962 92
4,700 00	AXA	EUR2 29	86/12/31-03/12/31	6/17/2003	79,870 49	70,828 57	9,041 92
1,000 00	AXA	EUR2 29	86/12/31-03/12/31	6/25/2003	15,748 04	15,069 91	678 13
800 00	AXA	EUR2 29	86/12/31-03/12/31	6/26/2003	12,505 27	12,055 93	449 34
3,900 00	AXA	EUR2 29	86/12/31-03/12/31	9/5/2003	72,764 48	58,772 64	13,991 84
2,500 00	AXA	EUR2 29	86/12/31-03/12/31	9/9/2003	47,357 89	37,674 77	9,683 12
10,700 00	AXA	EUR2 29	86/12/31-03/12/31	9/18/2003	205,189 14	161,248 02	43,941 12
3,000 00	AXA	EUR2 29	86/12/31-03/12/31	9/18/2003	57,251 45	45,209 72	12,041 73
3,700 00	AXA	EUR2 29	86/12/31-03/12/31	9/18/2003	70,853 28	55,758 66	15,094 62
2,100 00	AXA	EUR2 29	86/12/31-03/12/31	9/19/2003	39,702 11	31,846 81	8,055 30

THE ROCKEFELLER FOUNDATION
EMPLOYEE ID NO 13-1659629
GAIN AND LOSSES ON TAXABLE INVESTMENTS
FOR YEAR 2003

Shares/Par Value	Security Name	Security Description	Date Bought	Date Sold	Proceeds	Cost	Realized Gain/Loss
7,000 00	AXA	EUR2 29	88/12/31-03/12/31	9/19/2003	133,210 25	103,041 63	30,168 32
8,500 00	AXA	EUR2 29	88/12/31-03/12/31	9/22/2003	155,467 80	103,902 71	51,565 09
1,400 00	NOVARTIS AG	CHF0 50 REGD	88/12/31-03/12/31	9/4/2003	53,020 40	58,684 78	(5,664 38)
600 00	NOVARTIS AG	CHF0 50 REGD	88/12/31-03/12/31	10/6/2003	23,457 40	25,150 62	(1,693 22)
1,200 00	NOVARTIS AG	CHF0 50 REGD	88/12/31-03/12/31	10/7/2003	46,581 21	50,301 24	(3,720 03)
500 00	NOVARTIS AG	CHF0 50 REGD	88/12/31-03/12/31	10/8/2003	19,689 50	20,958 85	(1,269 35)
1,900 00	NOVARTIS AG	CHF0 50 REGD	88/12/31-03/12/31	10/14/2003	76,245 32	79,843 63	(3,598 31)
1,900 00	NOVARTIS AG	CHF0 50 REGD	88/12/31-03/12/31	10/17/2003	75,283 36	79,643 63	(4,360 27)
2,900 00	NOVARTIS AG	CHF0 50 REGD	88/12/31-03/12/31	10/20/2003	115,320 30	121,581 33	(6,261 03)
1,900 00	NOVARTIS AG	CHF0 50 REGD	88/12/31-03/12/31	10/20/2003	74,813 79	79,643 63	(4,829 84)
1,800 00	NOVARTIS AG	CHF0 50 REGD	88/12/31-03/12/31	10/21/2003	63,097 48	67,068 32	(3,970 84)
1,400 00	NOVARTIS AG	CHF0 50 REGD	88/12/31-03/12/31	10/29/2003	53,246 33	58,684 78	(5,438 45)
400 00	NOVARTIS AG	CHF0 50 REGD	88/12/31-03/12/31	10/30/2003	53,476 47	58,684 78	(5,208 31)
1,300 00	NOVARTIS AG	CHF0 50 REGD	88/12/31-03/12/31	10/30/2003	15,357 74	16,767 08	(1,409 34)
1,000 00	NOVARTIS AG	CHF0 50 REGD	88/12/31-03/12/31	10/31/2003	49,033 25	54,493 01	(5,459 76)
725 00	NOVARTIS AG	CHF0 50 REGD	88/12/31-03/12/31	11/3/2003	38,067 90	41,917 70	(3,849 80)
400 00	HEINEKEN NV	EUR2	88/12/31-03/12/31	11/4/2003	27,415 67	30,390 33	(2,974 66)
1,100 00	HEINEKEN NV	EUR2	88/12/31-03/12/31	5/26/2003	14,919 73	16,202 72	(1,282 99)
1,100 00	HEINEKEN NV	EUR2	88/12/31-03/12/31	5/27/2003	40,442 28	44,569 83	(4,127 55)
1,000 00	HEINEKEN NV	EUR2	88/12/31-03/12/31	5/28/2003	39,893 67	44,471 06	(4,577 39)
3,000 00	HEINEKEN NV	EUR2	88/12/31-03/12/31	5/29/2003	35,888 54	40,393 36	(4,504 82)
500 00	HEINEKEN NV	EUR2	88/12/31-03/12/31	5/30/2003	107,959 06	120,421 99	(12,462 93)
200 00	HEINEKEN NV	EUR2	88/12/31-03/12/31	5/30/2003	17,904 00	19,978 43	(2,074 43)
1,300 00	HEINEKEN NV	EUR2	88/12/31-03/12/31	5/30/2003	7,233 92	7,991 95	(758 03)
2,500 00	HEINEKEN NV	EUR2	88/12/31-03/12/31	6/2/2003	46,972 41	51,724 53	(4,752 12)
500 00	HEINEKEN NV	EUR2	88/12/31-03/12/31	6/3/2003	88,547 35	98,817 30	(10,269 95)
2,100 00	HEINEKEN NV	EUR2	88/12/31-03/12/31	6/4/2003	17,828 93	19,700 50	(1,871 57)
2,500 00	HEINEKEN NV	EUR2	88/12/31-03/12/31	7/8/2003	74,373 03	81,834 67	(7,461 64)
900 00	HEINEKEN NV	EUR2	88/12/31-03/12/31	7/9/2003	88,948 07	94,687 59	(5,739 52)
600 00	ROCHE HLDGS AG	CHF1	88/12/31-03/12/31	7/10/2003	32,394 14	29,752 20	2,641 94
300 00	ROCHE HOLDINGS AG	GENUSSSCHEINE NPV	88/12/31-03/12/31	7/11/2003	75,181 27	59,819 77	15,361 50
1,000 00	ROCHE HOLDINGS AG	GENUSSSCHEINE NPV	88/12/31-03/12/31	10/8/2003	24,887 97	35,471 18	(10,583 21)
1,200 00	INDITEX	EUR0 15	88/12/31-03/12/31	10/7/2003	83,079 44	99,810 60	(16,731 16)
1,500 00	INDITEX	EUR0 15	88/12/31-03/12/31	9/23/2003	26,631 87	28,755 39	(2,123 72)
1,100 00	INDITEX	EUR0 15	88/12/31-03/12/31	9/24/2003	33,423 12	31,451 23	1,971 89
600 00	INDITEX	EUR0 15	88/12/31-03/12/31	9/24/2003	24,544 04	24,430 90	113 14
300 00	INDITEX	EUR0 15	88/12/31-03/12/31	9/25/2003	13,304 46	12,471 69	832 77
700 00	INDITEX	EUR0 15	88/12/31-03/12/31	9/25/2003	6,855 17	6,235 85	619 32
300 00	INDITEX	EUR0 15	88/12/31-03/12/31	9/28/2003	15,083 46	14,550 30	533 16
700 00	INDITEX	EUR0 15	88/12/31-03/12/31	9/28/2003	6,450 88	6,235 85	214 83
900 00	INDITEX	EUR0 15	88/12/31-03/12/31	9/30/2003	15,010 44	14,550 30	460 14
300 00	INDITEX	EUR0 15	88/12/31-03/12/31	10/1/2003	19,450 23	18,707 54	742 69
1,100 00	INDITEX	EUR0 15	88/12/31-03/12/31	10/2/2003	6,478 15	6,235 84	242 31
1,100 00	INDITEX	EUR0 15	88/12/31-03/12/31	10/2/2003	23,425 22	22,864 77	560 45
900 00	INDITEX	EUR0 15	88/12/31-03/12/31	10/6/2003	23,533 56	22,864 76	668 80
300 00	INDITEX	EUR0 15	88/12/31-03/12/31	10/7/2003	19,298 64	18,707 54	591 10
1,800 00	INDITEX	EUR0 15	88/12/31-03/12/31	10/9/2003	6,386 33	6,235 84	150 49
1,600 00	INDITEX	EUR0 15	88/12/31-03/12/31	10/10/2003	39,192 38	37,415 07	1,777 31
500 00	CLARIANT	CHF5(REGD)	88/12/31-03/12/31	10/10/2003	34,691 47	33,257 84	1,433 63
1,300 00	CLARIANT	CHF5(REGD)	88/12/31-03/12/31	5/15/2003	5,274 57	10,909 68	(5,635 11)
600 00	CLARIANT	CHF5(REGD)	88/12/31-03/12/31	5/16/2003	13,881 03	28,365 16	(14,484 13)
600 00	CLARIANT	CHF5(REGD)	88/12/31-03/12/31	5/22/2003	5,518 34	13,091 61	(7,573 27)
900 00	CLARIANT	CHF5(REGD)	88/12/31-03/12/31	5/23/2003	5,653 57	13,091 61	(7,438 04)
400 00	CLARIANT	CHF5(REGD)	88/12/31-03/12/31	9/2/2003	12,340 93	19,837 42	(7,296 49)
2,475 00	CLARIANT	CHF5(REGD)	88/12/31-03/12/31	11/10/2003	5,425 63	8,727 74	(3,302 11)
400 00	CLARIANT	CHF5(REGD)	88/12/31-03/12/31	11/12/2003	33,860 25	54,002 90	(20,142 65)
100 00	NESTLE SA	CHF1 (REGD)	88/12/31-03/12/31	11/14/2003	5,553 73	8,727 74	(3,174 01)
100 00	NESTLE SA	CHF1 (REGD)	88/12/31-03/12/31	4/16/2003	20,891 94	23,415 13	(2,523 19)
200 00	NESTLE SA	CHF1 (REGD)	88/12/31-03/12/31	4/22/2003	20,193 57	23,415 13	(3,221 56)
175 00	NESTLE SA	CHF1 (REGD)	88/12/31-03/12/31	4/23/2003	39,987 53	46,830 26	(6,842 73)
450 00	NESTLE SA	CHF1 (REGD)	88/12/31-03/12/31	4/23/2003	35,161 36	40,976 48	(5,815 12)
125 00	NESTLE SA	CHF1 (REGD)	88/12/31-03/12/31	5/16/2003	91,930 20	105,368 09	(13,437 89)
75 00	NESTLE SA	CHF1 (REGD)	88/12/31-03/12/31	7/29/2003	25,428 75	29,268 91	(3,840 16)
225 00	NESTLE SA	CHF1 (REGD)	88/12/31-03/12/31	7/30/2003	15,044 87	17,561 35	(2,516 48)
325 00	NESTLE SA	CHF1 (REGD)	88/12/31-03/12/31	9/4/2003	48,555 80	52,684 05	(4,128 25)
200 00	NESTLE SA	CHF1 (REGD)	88/12/31-03/12/31	10/3/2003	74,787 54	76,099 18	(1,311 64)
200 00	NESTLE SA	CHF1 (REGD)	88/12/31-03/12/31	10/10/2003	46,199 34	46,830 26	(630 92)
75 00	NESTLE SA	CHF1 (REGD)	88/12/31-03/12/31	10/13/2003	45,980 81	46,830 26	(849 45)
100 00	NESTLE SA	CHF1 (REGD)	88/12/31-03/12/31	10/14/2003	17,192 24	17,581 35	(389 11)
325 00	NESTLE SA	CHF1 (REGD)	88/12/31-03/12/31	10/17/2003	23,023 93	23,415 13	(391 20)
50 00	NESTLE SA	CHF1 (REGD)	88/12/31-03/12/31	10/20/2003	73,689 36	78,099 18	(4,409 82)
75 00	NESTLE SA	CHF1 (REGD)	88/12/31-03/12/31	10/21/2003	11,411 26	11,707 57	(296 31)
100 00	NESTLE SA	CHF1 (REGD)	88/12/31-03/12/31	10/31/2003	16,514 00	17,581 35	(1,067 35)
1,350 00	UBS AG	CHF 80 (REGD)	88/12/31-03/12/31	11/3/2003	21,739 81	23,415 13	(1,675 32)
1,050 00	UBS AG	CHF 80 (REGD)	88/12/31-03/12/31	1/17/2003	66,359 28	65,073 62	1,285 66
425 00	UBS AG	CHF 80 (REGD)	88/12/31-03/12/31	1/29/2003	45,409 77	50,612 81	(5,203 04)
75 00	UBS AG	CHF 80 (REGD)	88/12/31-03/12/31	4/28/2003	20,118 23	20,486 14	(367 91)
450 00	UBS AG	CHF 80 (REGD)	88/12/31-03/12/31	5/22/2003	3,958 22	3,815 20	143 02
1,025 00	UBS AG	CHF 80 (REGD)	88/12/31-03/12/31	5/30/2003	24,709 67	21,691 21	3,018 46
1,375 00	UBS AG	CHF 80 (REGD)	88/12/31-03/12/31	9/3/2003	57,154 79	49,407 74	7,747 05
150 00	UBS AG	CHF 80 (REGD)	88/12/31-03/12/31	10/9/2003	61,758 06	66,278 68	(4,520 62)
6,600 00	JC DECAUX SA	NPV	88/12/31-03/12/31	11/10/2003	9,088 75	9,188 69	(99 94)
5,700 00	ING GROEP NV	CVA EURO 24	88/12/31-03/12/31	7/30/2003	78,814 32	70,798 64	8,015 68
3,100 00	ING GROEP NV	CVA EURO 24	88/12/31-03/12/31	5/2/2003	89,585 35	99,124 85	(9,539 50)
			88/12/31-03/12/31	5/5/2003	51,421 13	49,531 45	1,889 68

THE ROCKEFELLER FOUNDATION
EMPLOYEE ID NO 13-1659829
GAIN AND LOSSES ON TAXABLE INVESTMENTS
FOR YEAR 2003

Shares/Par Value	Security Name	Security Description	Date Bought	Date Sold	Proceeds	Cost	Realized Gain/Loss
2,700.00	ING GROEP NV	CVA EURO 24	88/12/31-03/12/31	5/6/2003	45,785.78	41,439.53	4,346.25
1,800.00	CREDIT SUISSE GRP	CHF3 (REGD)	88/12/31-03/12/31	1/13/2003	43,008.86	47,086.82	(4,077.96)
2,000.00	CREDIT SUISSE GRP	CHF3 (REGD)	88/12/31-03/12/31	3/8/2003	37,287.88	52,318.69	(15,020.81)
600.00	CREDIT SUISSE GRP	CHF3 (REGD)	88/12/31-03/12/31	3/7/2003	10,847.81	15,695.61	(5,047.80)
1,000.00	CREDIT SUISSE GRP	CHF3 (REGD)	88/12/31-03/12/31	3/13/2003	16,717.51	26,159.34	(9,441.83)
1,500.00	CREDIT SUISSE GRP	CHF3 (REGD)	88/12/31-03/12/31	4/24/2003	32,882.12	39,239.02	(6,356.90)
1,300.00	CREDIT SUISSE GRP	CHF3 (REGD)	88/12/31-03/12/31	10/31/2003	45,808.71	41,093.06	4,715.65
1,800.00	CREDIT SUISSE GRP	CHF3 (REGD)	88/12/31-03/12/31	11/7/2003	59,694.83	51,757.64	7,937.19
1,000.00	CREDIT SUISSE GRP	CHF3 (REGD)	88/12/31-03/12/31	11/10/2003	32,777.04	26,159.34	6,617.70
1,600.00	CREDIT SUISSE GRP	CHF3 (REGD)	88/12/31-03/12/31	11/11/2003	51,387.08	41,854.95	9,532.13
25.00	JULIUS BAER HLDG	CHF0 5	88/12/31-03/12/31	11/6/2003	7,998.22	7,344.95	653.27
50.00	JULIUS BAER HLDG	CHF0 5	88/12/31-03/12/31	11/7/2003	16,286.78	14,050.28	2,236.50
25.00	JULIUS BAER HLDG	CHF0 5	88/12/31-03/12/31	11/10/2003	8,031.26	7,025.14	1,006.12
25.00	JULIUS BAER HLDG	CHF0 5	88/12/31-03/12/31	11/14/2003	8,157.53	7,026.14	1,132.39
2,800.00	FORTIS	NPV	88/12/31-03/12/31	1/16/2003	49,467.96	54,393.22	(4,925.26)
800.00	FORTIS	NPV	88/12/31-03/12/31	1/29/2003	12,028.11	15,540.92	(3,512.81)
1,400.00	FORTIS	NPV	88/12/31-03/12/31	1/30/2003	21,536.42	27,196.81	(5,660.39)
1,400.00	FORTIS	UNIT(FORTIS SANV NPV/0 42)	88/12/31-03/12/31	4/28/2003	23,064.50	27,196.81	(4,132.31)
200.00	FORTIS	UNIT(FORTIS SANV NPV/0 42)	88/12/31-03/12/31	5/22/2003	3,329.77	3,885.23	(555.46)
2,500.00	FORTIS	UNIT(FORTIS SANV NPV/0 42)	88/12/31-03/12/31	7/24/2003	44,151.78	48,585.37	(4,433.59)
5,100.00	FORTIS	UNIT(FORTIS SANV NPV/0 42)	88/12/31-03/12/31	10/3/2003	88,520.55	99,073.36	(10,552.81)
2,400.00	FORTIS	UNIT(FORTIS SANV NPV/0 42)	88/12/31-03/12/31	10/31/2003	42,449.38	48,822.76	(6,373.38)
2,900.00	FORTIS	NPV	88/12/31-03/12/31	4/24/2003	48,374.97	47,823.11	551.86
200.00	KONE CORP	SER B EUR1 00	88/12/31-03/12/31	1/2/2003	6,075.35	5,830.29	245.06
200.00	KONE CORP	SER B EUR1 00	88/12/31-03/12/31	1/3/2003	6,216.28	5,810.81	405.47
200.00	KONE CORP	SER B EUR1 00	88/12/31-03/12/31	1/7/2003	6,369.22	5,810.81	558.41
200.00	KONE CORP	SER B EUR1 00	88/12/31-03/12/31	1/8/2003	6,402.35	5,810.81	591.54
200.00	KONE CORP	SER B EUR1 00	88/12/31-03/12/31	1/9/2003	6,243.97	5,810.81	433.16
200.00	KONE CORP	SER B EUR1 00	88/12/31-03/12/31	1/13/2003	6,330.04	5,810.81	519.23
200.00	KONE CORP	SER B EUR1 00	88/12/31-03/12/31	1/14/2003	6,344.97	5,810.81	534.16
200.00	KONE CORP	SER B EUR1 00	88/12/31-03/12/31	1/16/2003	6,253.95	5,810.80	443.15
200.00	KONE CORP	SER B EUR1 00	88/12/31-03/12/31	1/20/2003	6,394.37	5,810.81	583.56
200.00	KONE CORP	SER B EUR1 00	88/12/31-03/12/31	1/21/2003	6,476.30	5,810.80	665.50
200.00	KONE CORP	SER B EUR1 00	88/12/31-03/12/31	1/27/2003	6,407.19	5,810.81	596.38
200.00	KONE CORP	SER B EUR1 00	88/12/31-03/12/31	1/28/2003	6,361.70	5,810.80	550.90
200.00	KONE CORP	SER B EUR1 00	88/12/31-03/12/31	1/29/2003	6,395.35	5,810.81	584.54
200.00	KONE CORP	SER B EUR1 00	88/12/31-03/12/31	1/30/2003	6,307.29	5,810.80	496.49
200.00	KONE CORP	SER B EUR1 00	88/12/31-03/12/31	1/31/2003	6,490.45	5,810.81	679.64
200.00	KONE CORP	SER B EUR1 00	88/12/31-03/12/31	1/31/2003	6,458.92	5,810.80	648.12
200.00	KONE CORP	SER B EUR1 00	88/12/31-03/12/31	2/3/2003	6,555.45	5,810.81	744.64
200.00	KONE CORP	SER B EUR1 00	88/12/31-03/12/31	2/4/2003	6,525.60	5,810.80	714.80
200.00	KONE CORP	SER B EUR1 00	88/12/31-03/12/31	2/5/2003	6,506.33	5,810.81	695.52
100.00	KONE CORP	SER B EUR1 00	88/12/31-03/12/31	2/8/2003	3,241.19	2,905.40	335.79
1,600.00	RESEARCH IN MOTION LTD	COM	88/12/31-03/12/31	9/8/2003	44,718.70	30,334.10	14,384.60
1,600.00	RESEARCH IN MOTION LTD	COM	88/12/31-03/12/31	9/16/2003	51,571.98	28,400.93	23,171.05
1,600.00	RESEARCH IN MOTION LTD	COM	88/12/31-03/12/31	9/16/2003	61,190.81	32,855.22	28,335.59
1,100.00	RESEARCH IN MOTION LTD	COM	88/12/31-03/12/31	9/17/2003	36,414.45	18,689.13	17,725.32
700.00	RESEARCH IN MOTION LTD	COM	88/12/31-03/12/31	9/17/2003	22,992.17	11,860.80	11,131.37
3,200.00	TELECOM ITALIA	DI RISP EUR 55	88/12/31-03/12/31	8/4/2003	5,314.53	5,098.82	215.71
38,000.00	TELECOM ITALIA	DI RISP EUR 55	88/12/31-03/12/31	8/5/2003	62,802.93	60,548.54	2,254.39
31,700.00	TELECOM ITALIA	DI RISP EUR 55	88/12/31-03/12/31	8/8/2003	52,071.96	50,510.23	1,561.73
70,000.00	TELECOM ITALIA	DI RISP EUR 55	88/12/31-03/12/31	8/7/2003	117,098.52	111,538.78	5,561.74
23,700.00	TELECOM ITALIA	DI RISP EUR 55	88/12/31-03/12/31	8/8/2003	39,645.97	37,763.17	1,882.80
47,500.00	TELECOM ITALIA	DI RISP EUR 55	88/12/31-03/12/31	8/11/2003	81,426.60	75,685.87	5,740.73
28,500.00	TELECOM ITALIA	DI RISP EUR 55	88/12/31-03/12/31	8/12/2003	49,866.96	45,411.40	4,455.56
13,000.00	TELECOM ITALIA	DI RISP EUR 55	88/12/31-03/12/31	8/13/2003	22,454.61	20,713.97	1,740.64
14,300.00	TELECOM ITALIA	DI RISP EUR 55	88/12/31-03/12/31	8/14/2003	24,442.71	22,785.37	1,657.34
14,200.00	TELECOM ITALIA	DI RISP EUR 55	88/12/31-03/12/31	8/18/2003	24,272.62	22,628.03	1,644.59
4,100.00	TELECOM ITALIA	DI RISP EUR 55	88/12/31-03/12/31	8/19/2003	7,080.70	6,532.87	547.83
5,000.00	TELECOM ITALIA	DI RISP EUR 55	88/12/31-03/12/31	8/22/2003	8,170.68	7,968.91	201.77
3,200.00	TELECOM ITALIA	DI RISP EUR 55	88/12/31-03/12/31	8/25/2003	5,180.17	5,098.82	81.35
8,500.00	TELECOM ITALIA	DI RISP EUR 55	88/12/31-03/12/31	8/26/2003	13,628.84	13,543.75	85.09
9,000.00	TELECOM ITALIA	DI RISP EUR 55	88/12/31-03/12/31	8/27/2003	14,274.87	14,340.44	(65.57)
19,000.00	TELECOM ITALIA	DI RISP EUR 55	88/12/31-03/12/31	8/28/2003	30,180.89	30,274.27	(93.38)
5,500.00	TELECOM ITALIA	DI RISP EUR 55	88/12/31-03/12/31	8/29/2003	8,833.83	8,763.80	70.03
19,300.00	TELECOM ITALIA	DI RISP EUR 55	88/12/31-03/12/31	9/1/2003	30,819.60	30,752.28	67.32
3,600.00	TELECOM ITALIA	DI RISP EUR 55	88/12/31-03/12/31	9/2/2003	5,816.50	5,736.18	80.32
8,700.00	TELECOM ITALIA	DI RISP EUR 55	88/12/31-03/12/31	9/3/2003	13,753.62	13,862.43	(108.81)
7,000.00	TELECOM ITALIA	DI RISP EUR 55	88/12/31-03/12/31	9/4/2003	11,065.02	11,153.68	(88.66)
19,000.00	TELECOM ITALIA	DI RISP EUR 55	88/12/31-03/12/31	9/5/2003	30,027.53	30,274.27	(246.74)
13,200.00	TELECOM ITALIA	DI RISP EUR 55	88/12/31-03/12/31	9/8/2003	21,102.75	21,032.65	70.10
22,600.00	TELECOM ITALIA	DI RISP EUR 55	88/12/31-03/12/31	10/9/2003	39,342.86	36,010.45	3,332.41
3,000.00	TELECOM ITALIA	DI RISP EUR 55	88/12/31-03/12/31	10/10/2003	5,270.04	4,780.15	489.89
15,000.00	TELECOM ITALIA	DI RISP EUR 55	88/12/31-03/12/31	10/14/2003	25,983.55	23,900.74	2,082.81
19,000.00	TELECOM ITALIA	DI RISP EUR 55	88/12/31-03/12/31	10/15/2003	33,623.43	30,274.27	3,349.16
15,000.00	TELECOM ITALIA	DI RISP EUR 55	88/12/31-03/12/31	10/30/2003	26,285.69	23,900.74	2,384.95
4,500.00	TELECOM ITALIA	DI RISP EUR 55	88/12/31-03/12/31	10/31/2003	7,794.77	7,170.22	624.55
43,855.00	TELECOM ITALIA	DI RISP EUR 55	88/12/31-03/12/31	11/3/2003	75,531.01	69,559.11	5,971.90
28,317.00	TELECOM ITALIA	DI RISP EUR 55	88/12/31-03/12/31	11/4/2003	49,973.14	45,119.81	4,853.33
30,678.00	TELECOM ITALIA	DI RISP EUR 55	88/12/31-03/12/31	11/5/2003	54,447.21	48,878.60	5,568.61
35,563.00	TELECOM ITALIA	DI RISP EUR 55	88/12/31-03/12/31	11/6/2003	63,849.75	56,586.62	7,263.13
33,000.00	TELECOM ITALIA	DI RISP EUR 55	88/12/31-03/12/31	11/7/2003	60,617.62	52,077.40	8,540.22
9,900.00	TELECOM ITALIA	DI RISP EUR 55	88/12/31-03/12/31	11/10/2003	18,194.95	14,893.53	3,301.42
17,500.00	TELECOM ITALIA	DI RISP EUR 55	88/12/31-03/12/31	11/11/2003	31,477.54	25,444.39	6,033.15
287.00	ANTENA 3 TV	EUR3	88/12/31-03/12/31	12/9/2003	12,168.99	8,525.85	3,643.14

THE ROCKEFELLER FOUNDATION
EMPLOYEE ID NO 13-1659629
GAIN AND LOSSES ON TAXABLE INVESTMENTS
FOR YEAR 2003

Shares/Par Value	Security Name	Security Description	Date Bought	Date Sold	Proceeds	Cost	Realized Gain/Loss
500.00	TELUS CORP	COM	86/12/31-03/12/31	9/9/2003	9,494.80	7,483.63	2,011.17
400.00	TELUS CORP	COM	86/12/31-03/12/31	9/10/2003	7,610.13	5,986.90	1,623.23
300.00	TELUS CORP	COM	86/12/31-03/12/31	9/12/2003	5,655.80	4,490.18	1,165.62
600.00	TELUS CORP	COM	86/12/31-03/12/31	9/16/2003	11,106.79	8,980.35	2,126.44
300.00	TELUS CORP	COM	86/12/31-03/12/31	9/17/2003	5,529.12	4,388.44	1,140.68
6,300.00	TELUS CORP	COM	86/12/31-03/12/31	9/17/2003	116,153.54	93,479.82	22,673.72
300.00	TELUS CORP	COM	86/12/31-03/12/31	9/19/2003	5,606.08	4,490.18	1,115.90
4,700.00	TELUS CORP	COM	86/12/31-03/12/31	9/24/2003	87,480.81	63,184.15	24,296.66
900.00	TELUS CORP	COM	86/12/31-03/12/31	10/3/2003	16,413.27	13,165.31	3,247.96
900.00	TELUS CORP	COM	86/12/31-03/12/31	10/6/2003	16,401.45	13,099.30	3,302.15
1,000.00	TELUS CORP	COM	86/12/31-03/12/31	10/8/2003	17,511.70	14,288.05	3,213.65
3,100.00	TELUS CORP	COM	86/12/31-03/12/31	10/9/2003	54,030.32	41,855.41	12,174.91
4.00	TELEFONICA	BNS RTS EXPDT 25MAR03	86/12/31-03/12/31	4/4/2003	0.81	-	0.81
3.00	MUENCHENER RUCKVERSAG	RTS EXP 10NOV03	86/12/31-03/12/31	11/10/2003	11.87	-	11.87
11,900.00	AMP	RTS EXP 09DEC03	86/12/31-03/12/31	12/9/2003	722.14	-	722.14
8,500.00	AXA SA BONS	WTS EXP03OCT03	86/12/31-03/12/31	9/29/2003	490.92	-	490.92
40,000.00	AUTOMATIC DATA PROCESSING INC	COM	86/12/31-03/12/31	11/11/2003	1,571,834.32	1,169,028.00	402,806.32
35,000.00	AUTOMATIC DATA PROCESSING INC	COM	86/12/31-03/12/31	11/13/2003	1,379,238.41	1,022,899.50	356,338.91
360,000.00	GENERAL MTRS CORP	CL H NEW	86/12/31-03/12/31	12/23/2003	984,570.57	644,236.22	320,334.35
31,000.00	HILTON HOTELS CORP	COM	86/12/31-03/12/31	9/9/2003	472,882.76	374,306.40	98,576.36
2,000.00	MARRIOTT INTL INC NEW	CL A	86/12/31-03/12/31	6/4/2003	77,835.35	60,518.80	17,316.55
45,000.00	MARRIOTT INTL INC NEW	CL A	86/12/31-03/12/31	12/4/2003	2,085,350.85	1,361,628.00	723,722.85
180.00	AAON INC	COM PAR 0.004	86/12/31-03/12/31	7/14/2003	3,537.15	3,502.80	34.35
200.00	AAR CORP	COM	86/12/31-03/12/31	7/14/2003	1,382.73	1,378.00	4.73
200.00	AAR CORP	COM	86/12/31-03/12/31	7/15/2003	1,393.93	1,378.00	15.93
140.00	AAR CORP	COM	86/12/31-03/12/31	7/16/2003	991.15	964.60	26.55
530.00	AFC ENTERPRISES INC	COM	86/12/31-03/12/31	7/14/2003	9,117.80	9,036.50	81.30
1,250.00	AMC ENTMT INC	COM	86/12/31-03/12/31	7/14/2003	13,666.35	13,462.50	203.85
3,560.00	AMN HEALTHCARE SVCS INC	COM	86/12/31-03/12/31	7/14/2003	50,757.52	50,124.80	632.72
700.00	APAC TELESERVICES INC	COM	86/12/31-03/12/31	7/14/2003	1,974.88	2,058.00	(83.12)
100.00	APAC TELESERVICES INC	COM	86/12/31-03/12/31	7/15/2003	276.98	294.00	(17.02)
170.00	APAC TELESERVICES INC	COM	86/12/31-03/12/31	7/16/2003	499.78	499.80	(0.02)
1,980.00	AVI BIOPHARMA INC	COM	86/12/31-03/12/31	7/14/2003	11,677.49	11,741.40	(63.91)
1,700.00	AARON RENTS INC	CL B	86/12/31-03/12/31	7/14/2003	47,679.53	47,940.00	(260.47)
100.00	AARON RENTS INC	CL B	86/12/31-03/12/31	7/15/2003	2,802.86	2,820.00	(17.14)
560.00	AARON RENTS INC	CL B	86/12/31-03/12/31	7/16/2003	18,837.45	18,358.00	281.45
3,000.00	ABGENIX INC	COM	86/12/31-03/12/31	7/14/2003	36,355.29	35,910.00	445.29
200.00	ACCREDITED HOME LENDERS HLDG	COM	86/12/31-03/12/31	7/14/2003	4,599.58	4,394.00	205.58
250.00	ACCREDITED HOME LENDERS HLDG	COM	86/12/31-03/12/31	7/16/2003	4,869.77	5,492.50	(622.73)
90.00	ACETO CORP	COM	86/12/31-03/12/31	7/14/2003	1,921.76	1,803.50	118.26
810.00	ACTION PERFORMANCE COS INC	COM	86/12/31-03/12/31	7/14/2003	15,457.15	15,309.00	148.15
1,980.00	ACTEL CORP	COM	86/12/31-03/12/31	7/14/2003	47,944.24	47,223.00	721.24
1,200.00	ACTUATE CORP	COM	86/12/31-03/12/31	7/14/2003	3,801.66	3,888.00	(86.34)
100.00	ACTUATE CORP	COM	86/12/31-03/12/31	7/15/2003	304.98	324.00	(19.02)
260.00	ACTUATE CORP	COM	86/12/31-03/12/31	7/16/2003	779.96	842.40	(62.44)
800.00	ACUITY BRANDS INC	COM	86/12/31-03/12/31	7/14/2003	14,852.51	15,040.00	(187.49)
100.00	ACUITY BRANDS INC	COM	86/12/31-03/12/31	7/15/2003	1,750.92	1,880.00	(129.08)
110.00	ACUITY BRANDS INC	COM	86/12/31-03/12/31	7/16/2003	1,938.10	2,068.00	(129.90)
2,600.00	ADAPTEC INC	COM	86/12/31-03/12/31	7/14/2003	19,534.44	19,058.00	476.44
3,490.00	ADOLOR CORP	COM	86/12/31-03/12/31	7/14/2003	48,714.27	48,545.90	168.37
600.00	ADTRAN INC	COM	86/12/31-03/12/31	7/14/2003	35,236.35	33,906.00	1,330.35
17,000.00	ADVO INC	COM	86/12/31-03/12/31	7/17/2003	758,200.00	770,018.50	(11,818.50)
4,200.00	AEROFLEX INC	COM	86/12/31-03/12/31	7/14/2003	38,883.45	38,220.00	663.45
100.00	AEROFLEX INC	COM	86/12/31-03/12/31	7/15/2003	902.95	910.00	(7.05)
220.00	AEROFLEX INC	COM	86/12/31-03/12/31	7/16/2003	1,962.30	2,002.00	(39.70)
600.00	AEROPOSTALE	COM	86/12/31-03/12/31	7/14/2003	15,168.68	14,870.00	198.68
180.00	AEROPOSTALE	COM	86/12/31-03/12/31	7/15/2003	4,548.38	4,491.00	57.38
600.00	ADVANTA CORP	CL A COM	86/12/31-03/12/31	7/14/2003	5,885.24	5,856.00	29.24
100.00	ADVANTA CORP	CL A COM	86/12/31-03/12/31	7/15/2003	991.95	978.00	13.95
140.00	ADVANTA CORP	CL A COM	86/12/31-03/12/31	7/16/2003	1,422.33	1,366.40	55.93
500.00	ADVANTA CORP	CLASS B	86/12/31-03/12/31	7/14/2003	5,070.76	5,130.00	(59.24)
100.00	ADVANTA CORP	CLASS B	86/12/31-03/12/31	7/15/2003	1,011.95	1,026.00	(14.05)
180.00	ADVANTA CORP	CLASS B	86/12/31-03/12/31	7/16/2003	1,848.51	1,846.80	1.71
1,520.00	AETHER SYSTEMS INC	COM	86/12/31-03/12/31	7/14/2003	9,000.10	8,831.20	168.90
390.00	AFFYMETRIX INC	OC CAP STK	86/12/31-03/12/31	7/14/2003	8,751.53	8,544.90	206.63
1,200.00	AFTERMARKET TECHNOLOGY CORP	COM	86/12/31-03/12/31	7/14/2003	12,500.29	12,444.00	56.29
100.00	AFTERMARKET TECHNOLOGY CORP	COM	86/12/31-03/12/31	7/15/2003	1,056.95	1,037.00	19.95
280.00	AFTERMARKET TECHNOLOGY CORP	COM	86/12/31-03/12/31	7/16/2003	3,007.06	2,903.60	103.46
2,020.00	AGILE SOFTWARE CORP DEL	COM	86/12/31-03/12/31	7/14/2003	20,657.17	20,179.80	477.37
1,700.00	AIRBORNE INC	COM	86/12/31-03/12/31	7/14/2003	35,801.17	35,751.00	50.17
100.00	AIRBORNE INC	COM	86/12/31-03/12/31	7/15/2003	2,107.90	2,103.00	4.90
150.00	AIRBORNE INC	COM	86/12/31-03/12/31	7/16/2003	3,167.85	3,154.50	13.35
6,190.00	AIRGAS INC	COM	86/12/31-03/12/31	7/14/2003	112,733.18	113,772.20	(1,039.02)
3,270.00	AIRTRAN HOLDINGS INC	COM	86/12/31-03/12/31	7/14/2003	36,466.96	36,818.30	(351.34)
2,290.00	AKAMAI TECHNOLOGIES INC	COM	86/12/31-03/12/31	7/14/2003	12,514.49	12,068.30	446.19
90.00	ALABAMA NATL BANCORPORATION DE	COM	86/12/31-03/12/31	7/14/2003	4,383.15	4,405.50	(22.35)
700.00	ALARIS MEDICAL SYSTEMS INC	COM	86/12/31-03/12/31	7/14/2003	11,147.25	11,263.00	(115.75)
100.00	ALARIS MEDICAL SYSTEMS INC	COM	86/12/31-03/12/31	7/15/2003	1,551.92	1,609.00	(57.08)
130.00	ALARIS MEDICAL SYSTEMS INC	COM	86/12/31-03/12/31	7/16/2003	2,056.50	2,091.70	(35.20)
1,100.00	ALBANY INTL CORP	NEW CLASS A	86/12/31-03/12/31	7/14/2003	31,162.97	30,954.00	208.97
100.00	ALBANY INTL CORP	NEW CLASS A	86/12/31-03/12/31	7/15/2003	2,806.86	2,814.00	(7.14)
150.00	ALBANY INTL CORP	NEW CLASS A	86/12/31-03/12/31	7/16/2003	4,220.80	4,221.00	(0.20)
400.00	ALBANY MOLECULAR RESH INC	COM	86/12/31-03/12/31	7/14/2003	6,115.95	6,176.00	(60.05)
100.00	ALBANY MOLECULAR RESH INC	COM	86/12/31-03/12/31	7/15/2003	1,523.92	1,544.00	(20.08)
110.00	ALBANY MOLECULAR RESH INC	COM	86/12/31-03/12/31	7/16/2003	1,640.02	1,698.40	(58.38)

THE ROCKEFELLER FOUNDATION
EMPLOYEE ID NO 13-1659629
GAIN AND LOSSES ON TAXABLE INVESTMENTS
FOR YEAR 2003

Shares/Par Value	Security Name	Security Description	Date Bought	Date Sold	Proceeds	Cost	Realized Gain/Loss
2,800 00	ALBEMARLE CORP	COM	86/12/31-03/12/31	7/14/2003	74,099 38	74,204 00	(104 62)
500 00	ALEXION PHARMACEUTICALS INC	COM	86/12/31-03/12/31	7/14/2003	9,535 55	9,715 00	(179 45)
170 00	ALEXION PHARMACEUTICALS INC	COM	86/12/31-03/12/31	7/15/2003	3,215 15	3,303 10	(87 95)
100 00	ALFA CORP	COM	86/12/31-03/12/31	7/14/2003	1,295 33	1,302 00	(6 67)
100 00	ALFA CORP	COM	86/12/31-03/12/31	7/15/2003	1,294 93	1,302 00	(7 07)
170 00	ALFA CORP	COM	86/12/31-03/12/31	7/16/2003	2,209 89	2,213 40	(3 51)
180 00	ALICO INC	COM	86/12/31-03/12/31	7/14/2003	4,080 25	4,025 80	34 65
2,860 00	ALKERMES INC	COM	86/12/31-03/12/31	7/14/2003	35,555 85	33,290 40	2,265 45
1,500 00	ALLIANCE SEMICONDUCTOR CORP	COM	86/12/31-03/12/31	7/14/2003	8,786 63	8,550 00	216 63
100 00	ALLIANCE SEMICONDUCTOR CORP	COM	86/12/31-03/12/31	7/15/2003	581 97	570 00	11 97
230 00	ALLIANCE SEMICONDUCTOR CORP	COM	86/12/31-03/12/31	7/16/2003	1,340 83	1,311 00	29 83
2,880 00	ALPHARMA INC	CL A	86/12/31-03/12/31	7/14/2003	64,759 52	65,203 20	(443 68)
100 00	ALTIRIS INC	COM	86/12/31-03/12/31	7/14/2003	2,364 28	2,334 00	30 28
280 00	ALTIRIS INC	COM	86/12/31-03/12/31	7/15/2003	6,802 48	6,535 20	67 28
370 00	AMBASSADORS GROUP INC	COM	86/12/31-03/12/31	7/14/2003	6,191 39	6,182 70	8 69
190 00	AMCOL INTL CORP	COM	86/12/31-03/12/31	7/14/2003	1,796 27	1,717 60	78 67
10 100 00	AMERICA SVC GROUP INC	COM	86/12/31-03/12/31	7/17/2003	191,395 00	181,254 80	10,140 40
390 00	AMERICA WEST HLDG CORP	CL B	86/12/31-03/12/31	7/14/2003	3,395 88	3,303 30	92 58
250 00	AMCORE FINL INC	COM	86/12/31-03/12/31	7/14/2003	6,029 21	6,052 50	(23 29)
2,930 00	AMERICAN AXLE + MFG HLDGS INC	COM	86/12/31-03/12/31	7/14/2003	81,045 27	79,959 70	1,085 57
180 00	AMERICAN HOME MTG HLDGS INC	COM	86/12/31-03/12/31	7/14/2003	3,693 66	3,390 40	303 26
260 00	AMERICAN MGMT SYS INC	COM	86/12/31-03/12/31	7/14/2003	4,028 48	4,001 40	27 08
2,170 00	AMERICAN MED SEC GROUP INC	COM	86/12/31-03/12/31	7/14/2003	43,202 67	42,532 00	670 67
5,700 00	AMERICAN PAC CORP	COM	86/12/31-03/12/31	7/17/2003	46,227 00	45,440 97	786 03
110 00	AMERICAN PHARMACEUTICAL PART	COM	86/12/31-03/12/31	7/14/2003	4,672 33	4,468 00	206 33
110 00	AMERICAN PHYSICIANS CAP INC	COM	86/12/31-03/12/31	7/14/2003	2,940 11	2,958 80	(18 69)
290 00	AMERICAN STS WTR CO	COM	86/12/31-03/12/31	7/14/2003	8,097 99	7,946 00	151 99
120 00	AMERICAN WOODMARK CORP	COM	86/12/31-03/12/31	7/14/2003	6,154 71	6,032 40	122 31
310 00	AMERISTAR CASINOS INC	COM	86/12/31-03/12/31	7/14/2003	6,890 82	6,820 00	70 82
510 00	AMERON INTL CORP	COM	86/12/31-03/12/31	7/14/2003	17,535 32	17,457 30	78 02
300 00	AMERITRADE HLDG CORP NEW	COM	86/12/31-03/12/31	7/14/2003	2,641 07	2,565 00	76 07
100 00	AMERITRADE HLDG CORP NEW	COM	86/12/31-03/12/31	7/15/2003	891 95	855 00	36 95
170 00	AMERITRADE HLDG CORP NEW	COM	86/12/31-03/12/31	7/16/2003	1,455 13	1,453 50	1 63
1,000 00	AMYLIN PHARMACEUTICALS INC	COM	86/12/31-03/12/31	7/14/2003	23,456 20	23,000 00	456 20
100 00	AMYLIN PHARMACEUTICALS INC	COM	86/12/31-03/12/31	7/15/2003	2,336 89	2,300 00	36 89
230 00	AMYLIN PHARMACEUTICALS INC	COM	86/12/31-03/12/31	7/16/2003	5,367 94	5,290 00	77 94
800 00	ANADIGICS INC	COM	86/12/31-03/12/31	7/14/2003	3,108 09	2,992 00	116 09
100 00	ANADIGICS INC	COM	86/12/31-03/12/31	7/15/2003	373 98	374 00	(0 02)
540 00	ANADIGICS INC	COM	86/12/31-03/12/31	7/16/2003	2,001 90	2,019 60	(17 70)
700 00	ANALOGIC CORP	COM PAR 0 05	86/12/31-03/12/31	7/14/2003	35,525 43	34,510 00	1,015 43
100 00	ANALOGIC CORP	COM PAR 0 05	86/12/31-03/12/31	7/15/2003	4,984 77	4,930 00	54 77
140 00	ANALOGIC CORP	COM PAR 0 05	86/12/31-03/12/31	7/16/2003	6,914 27	6,902 00	12 27
370 00	ANGELICA CORP	COM	86/12/31-03/12/31	7/14/2003	6,468 07	6,382 50	85 57
1,950 00	ANIXTER INTL INC	COM	86/12/31-03/12/31	7/14/2003	44,738 12	44,655 00	83 12
2,580 00	ANN TAYLOR STORES CORP	COM	86/12/31-03/12/31	7/14/2003	75,023 91	73,452 80	1,571 31
1,110 00	ANSOFT CORP	COM	86/12/31-03/12/31	7/14/2003	12,066 65	12,187 80	(91 15)
800 00	ANSYS INC	COM	86/12/31-03/12/31	7/14/2003	26,864 58	26,720 00	144 58
100 00	ANSYS INC	COM	86/12/31-03/12/31	7/15/2003	3,388 64	3,340 00	48 64
230 00	ANSYS INC	COM	86/12/31-03/12/31	7/16/2003	7,808 13	7,682 00	126 13
310 00	ANTEON INTERNATIONAL CORP	COM	86/12/31-03/12/31	7/14/2003	9,390 70	9,083 00	307 70
6,700 00	ANWORTH MTG ASSET CORP 1	COM	86/12/31-03/12/31	7/14/2003	109,189 47	107,669 00	1,520 47
100 00	ANWORTH MTG ASSET CORP 1	COM	86/12/31-03/12/31	7/15/2003	1,655 92	1,607 00	48 92
270 00	ANWORTH MTG ASSET CORP 1	COM	86/12/31-03/12/31	7/16/2003	4,416 99	4,338 90	78 09
2,500 00	APEX MTG CAP INC	COM	86/12/31-03/12/31	7/14/2003	15,059 29	13,950 00	1,109 29
100 00	APEX MTG CAP INC	COM	86/12/31-03/12/31	7/15/2003	607 97	558 00	49 97
110 00	APEX MTG CAP INC	COM	86/12/31-03/12/31	7/16/2003	653 36	613 80	39 56
1,400 00	APOGEE ENTERPRISES INC	COM	86/12/31-03/12/31	7/14/2003	13,845 99	13,790 00	(144 01)
370 00	APOGEE ENTERPRISES INC	COM	86/12/31-03/12/31	7/15/2003	3,589 23	3,644 50	(45 27)
220 00	APHTON CORP	COM	86/12/31-03/12/31	7/14/2003	1,976 18	1,973 40	2 78
400 00	APOLLO GROUP INC	UNIV PHOENIX ONLINE COM	86/12/31-03/12/31	7/14/2003	22,551 82	22,400 00	151 82
200 00	APOLLO GROUP INC	UNIV PHOENIX ONLINE COM	86/12/31-03/12/31	7/16/2003	11,055 48	11,200 00	(144 52)
5,440 00	APRIA HEALTHCARE GROUP INC	COM	86/12/31-03/12/31	7/14/2003	143,519 51	141,494 40	2,025 11
5,440 00	APPLERA CORP CELERA GENOMICS	COM	86/12/31-03/12/31	7/14/2003	62,144 73	62,233 60	(88 87)
2,070 00	APPLICA INC	COM	86/12/31-03/12/31	7/14/2003	18,886 62	18,588 60	298 02
1,700 00	APPLIED INDL TECHNOLOGIES INC	COM	86/12/31-03/12/31	7/14/2003	38,043 02	38,284 00	(240 98)
100 00	APPLIED INDL TECHNOLOGIES INC	COM	86/12/31-03/12/31	7/15/2003	2,236 89	2,252 00	(15 11)
180 00	APPLIED INDL TECHNOLOGIES INC	COM	86/12/31-03/12/31	7/16/2003	3,579 03	3,603 20	(24 17)
900 00	APPLIED SIGNAL TECHNOLOGY INC	COM	86/12/31-03/12/31	7/14/2003	15,266 88	15,282 90	(16 02)
200 00	APPLIED MOLECULAR EVOLUTION INC	COM	86/12/31-03/12/31	7/14/2003	913 75	912 00	1 75
100 00	APPLIED MOLECULAR EVOLUTION INC	COM	86/12/31-03/12/31	7/15/2003	448 98	458 00	(7 02)
120 00	APPLIED MOLECULAR EVOLUTION INC	COM	86/12/31-03/12/31	7/16/2003	547 17	547 20	(0 03)
500 00	AQUANTIVE INC	COM	86/12/31-03/12/31	7/14/2003	5,708 73	5,550 00	158 73
180 00	AQUANTIVE INC	COM	86/12/31-03/12/31	7/15/2003	1,787 31	1,998 00	(210 69)
3 770 00	ARBITRON INC	COM	86/12/31-03/12/31	7/14/2003	142,679 52	140,821 00	2,058 52
100 00	ARCH CHEMICALS INC	COM	86/12/31-03/12/31	7/14/2003	1,967 30	1,983 00	4 30
100 00	ARCH CHEMICALS INC	COM	86/12/31-03/12/31	7/15/2003	1,923 90	1,963 00	(39 10)
110 00	ARCH CHEMICALS INC	COM	86/12/31-03/12/31	7/16/2003	2,091 00	2,158 30	(68 30)
1,360 00	ARCTIC CAT INC	COM	86/12/31-03/12/31	7/14/2003	27,269 71	27,730 40	(460 69)
400 00	ARENA PHARMACEUTICALS INC	COM	86/12/31-03/12/31	7/14/2003	2,883 46	2,932 00	(48 54)
100 00	ARENA PHARMACEUTICALS INC	COM	86/12/31-03/12/31	7/15/2003	724 96	733 00	(8 04)
120 00	ARENA PHARMACEUTICALS INC	COM	86/12/31-03/12/31	7/16/2003	841 16	879 60	(38 44)
5,170 00	ARGOSY GAMING CORP	COM	86/12/31-03/12/31	7/14/2003	112,882 18	112,240 70	641 48
200 00	ARIAD PHARMACEUTICALS INC	COM	86/12/31-03/12/31	7/14/2003	947 75	894 00	53 75
100 00	ARIAD PHARMACEUTICALS INC	COM	86/12/31-03/12/31	7/15/2003	447 07	447 00	0 07
130 00	ARIAD PHARMACEUTICALS INC	COM	86/12/31-03/12/31	7/16/2003	555 07	581 10	(26 03)

THE ROCKEFELLER FOUNDATION
EMPLOYEE ID NO 13-1659629
GAIN AND LOSSES ON TAXABLE INVESTMENTS
FOR YEAR 2003

Shares/Par Value	Security Name	Security Description	Date Bought	Date Sold	Proceeds	Cost	Realized Gain/Loss
13,000 00	ARKANSAS BEST CORP	COM	86/12/31-03/12/31	7/17/2003	352,313 00	357,655 05	(5,342 05)
9,200 00	ARMOR HLDGS INC	COM	86/12/31-03/12/31	7/17/2003	134,780 00	133,263 83	1,516 17
1,400 00	ARQULE INC	COM	86/12/31-03/12/31	7/14/2003	5,848 22	5,908 00	(59 78)
100 00	ARQULE INC	COM	86/12/31-03/12/31	7/15/2003	423 98	422 00	1 98
250 00	ARQULE INC	COM	86/12/31-03/12/31	7/16/2003	1,042 45	1,055 00	(12 55)
2,500 00	ARRIS GROUP INC	COM	86/12/31-03/12/31	7/14/2003	13,108 63	13,125 00	(16 37)
100 00	ARRIS GROUP INC	COM	86/12/31-03/12/31	7/15/2003	512 97	525 00	(12 03)
570 00	ARRIS GROUP INC	COM	86/12/31-03/12/31	7/16/2003	2,716 95	2,892 50	(275 55)
400 00	ARRAY BIOPHARMA INC	COM	86/12/31-03/12/31	7/14/2003	1,382 53	1,388 00	(5 47)
100 00	ARRAY BIOPHARMA INC	COM	86/12/31-03/12/31	7/15/2003	334 98	347 00	(12 02)
120 00	ARRAY BIOPHARMA INC	COM	86/12/31-03/12/31	7/16/2003	404 38	416 40	(12 02)
11,600 00	ARROW ELECTRS INC	COM	86/12/31-03/12/31	7/17/2003	200,332 00	201,088 32	(756 32)
600 00	ARROW INTERNATIONAL INC		86/12/31-03/12/31	7/14/2003	27,355 11	27,228 00	127 11
180 00	ARROW INTERNATIONAL INC		86/12/31-03/12/31	7/15/2003	8,210 20	8,168 40	41 80
1,600 00	ARTISAN COMPONENTS INC	COM	86/12/31-03/12/31	7/14/2003	37,945 58	37,184 00	761 58
100 00	ARTISAN COMPONENTS INC	COM	86/12/31-03/12/31	7/15/2003	2,387 88	2,324 00	63 88
600 00	ARTISAN COMPONENTS INC	COM	86/12/31-03/12/31	7/16/2003	14,780 78	13,944 00	836 78
500 00	ARTESYN TECHNOLOGIES INC	COM	86/12/31-03/12/31	7/14/2003	3,377 84	3,480 00	(102 16)
190 00	ARTESYN TECHNOLOGIES INC	COM	86/12/31-03/12/31	7/15/2003	1,272 94	1,322 40	(49 46)
4,910 00	ARVINMERITOR INC	COM	86/12/31-03/12/31	7/14/2003	93,108 87	93,290 00	(181 13)
800 00	ASBURY AUTOMOTIVE GROUP INC	COM	86/12/31-03/12/31	7/14/2003	11,890 64	11,600 00	290 64
100 00	ASBURY AUTOMOTIVE GROUP INC	COM	86/12/31-03/12/31	7/15/2003	1,485 93	1,450 00	35 93
170 00	ASBURY AUTOMOTIVE GROUP INC	COM	86/12/31-03/12/31	7/16/2003	2,527 78	2,465 00	62 78
600 00	ASK JEEVES INC	OC COM	86/12/31-03/12/31	7/14/2003	10,470 10	9,840 00	630 10
200 00	ASK JEEVES INC	OC COM	86/12/31-03/12/31	7/15/2003	3,327 84	3,280 00	47 84
430 00	ASK JEEVES INC	OC COM	86/12/31-03/12/31	7/16/2003	7,130 26	7,052 00	78 26
900 00	ASIAINFO HLDGS INC	COM	86/12/31-03/12/31	7/14/2003	10,078 44	9,720 00	358 44
200 00	ASIAINFO HLDGS INC	COM	86/12/31-03/12/31	7/15/2003	2,148 89	2,160 00	(11 11)
430 00	ASIAINFO HLDGS INC	COM	86/12/31-03/12/31	7/16/2003	4,305 38	4,644 00	(338 62)
200 00	ASPECT COMMUNICATIONS INC	COM	86/12/31-03/12/31	7/14/2003	1,114 74	1,080 00	34 74
100 00	ASPECT COMMUNICATIONS INC	COM	86/12/31-03/12/31	7/15/2003	539 97	540 00	(0 03)
140 00	ASPECT COMMUNICATIONS INC	COM	86/12/31-03/12/31	7/16/2003	767 16	756 00	11 16
620 00	ASTEC INDS INC	COM	86/12/31-03/12/31	7/14/2003	6,741 00	6,869 60	(128 60)
760 00	AT RD INC	COM	86/12/31-03/12/31	7/14/2003	9,874 36	9,652 00	222 36
800 00	ATHEROGENICS INC	COM	86/12/31-03/12/31	7/14/2003	13,203 62	13,144 00	59 62
100 00	ATHEROGENICS INC	COM	86/12/31-03/12/31	7/15/2003	1,579 92	1,643 00	(63 08)
160 00	ATHEROGENICS INC	COM	86/12/31-03/12/31	7/16/2003	2,420 69	2,628 80	(208 11)
5,320 00	ATLANTIC COAST AIRLINES HLDGS	COM	86/12/31-03/12/31	7/14/2003	56,837 27	55,168 40	1,668 87
1,290 00	ATRIX LABS INC		86/12/31-03/12/31	7/14/2003	32,261 25	31,879 10	282 15
10,200 00	ATWOOD OCEANICS INC	COM	86/12/31-03/12/31	7/17/2003	254,796 00	267,148 20	(12,352 20)
420 00	AUDIOVOX CORP	CL A	86/12/31-03/12/31	7/14/2003	4,965 42	4,880 40	85 02
720 00	AVANEX CORP	COM	86/12/31-03/12/31	7/14/2003	3,044 23	2,988 00	56 23
2,170 00	AVIALL INC	NEW	86/12/31-03/12/31	7/14/2003	25,853 46	25,953 20	(99 74)
2,900 00	AVID TECHNOLOGY INC	COM	86/12/31-03/12/31	7/14/2003	121,910 00	119,335 00	2,575 00
100 00	AVID TECHNOLOGY INC	COM	86/12/31-03/12/31	7/15/2003	4,099 80	4,115 00	(15 20)
710 00	AVID TECHNOLOGY INC	COM	86/12/31-03/12/31	7/16/2003	28,552 16	29,216 50	(664 34)
2,100 00	AVISTA CORP	COM	86/12/31-03/12/31	7/14/2003	30,484 06	30,492 00	(7 94)
400 00	AXCELIS TECHNOLOGIES INC	COM	86/12/31-03/12/31	7/14/2003	3,121 45	2,884 00	237 45
170 00	AXCELIS TECHNOLOGIES INC	COM	86/12/31-03/12/31	7/15/2003	1,399 68	1,225 70	173 98
5,600 00	AZTAR CORP	COM	86/12/31-03/12/31	7/14/2003	91,864 90	92,680 00	(815 10)
100 00	AZTAR CORP	COM	86/12/31-03/12/31	7/15/2003	1,646 92	1,655 00	(8 08)
200 00	AZTAR CORP	COM	86/12/31-03/12/31	7/16/2003	3,223 85	3,310 00	(86 15)
2,000 00	BEI TECHNOLOGIES INC	COM	86/12/31-03/12/31	7/14/2003	24,086 87	24,500 00	(413 13)
70 00	BKF CAP GROUP INC	COM	86/12/31-03/12/31	7/14/2003	1,545 10	1,548 40	(3 30)
5,800 00	BJS WHSL CLUB INC	COM	86/12/31-03/12/31	7/14/2003	105,726 14	104,806 00	920 14
100 00	BJS WHSL CLUB INC	COM	86/12/31-03/12/31	7/15/2003	1,748 92	1,807 00	(58 08)
230 00	BJS WHSL CLUB INC	COM	86/12/31-03/12/31	7/16/2003	4,059 31	4,156 10	(96 79)
100 00	BSB BANCORP INC	COM	86/12/31-03/12/31	7/14/2003	2,570 27	2,566 90	3 37
140 00	BANCFIRST CORP	COM	86/12/31-03/12/31	7/14/2003	7,879 19	7,881 00	18 19
100 00	BANDAG INC	COM	86/12/31-03/12/31	7/14/2003	3,736 22	3,699 00	37 22
100 00	BANDAG INC	COM	86/12/31-03/12/31	7/15/2003	3,679 82	3,699 00	(19 18)
170 00	BANDAG INC	COM	86/12/31-03/12/31	7/16/2003	6,235 30	6,288 30	(53 00)
1,500 00	BANK OF THE OZARKS INC	COM	86/12/31-03/12/31	7/14/2003	6,747 86	6,672 50	75 36
100 00	BANKATLANTIC BANCORP INC	CL A	86/12/31-03/12/31	7/14/2003	18,932 11	18,720 00	212 11
100 00	BANKATLANTIC BANCORP INC	CL A	86/12/31-03/12/31	7/15/2003	1,273 94	1,248 00	25 94
250 00	BANKATLANTIC BANCORP INC	CL A	86/12/31-03/12/31	7/16/2003	3,142 35	3,120 00	22 35
600 00	BANKRATE INC	COM	86/12/31-03/12/31	7/14/2003	8,319 02	8,436 00	(116 98)
100 00	BANKRATE INC	COM	86/12/31-03/12/31	7/15/2003	1,394 33	1,406 00	(11 67)
150 00	BANKRATE INC	COM	86/12/31-03/12/31	7/16/2003	2,245 39	2,109 00	136 39
200 00	BANKUNITED FINL CORP		86/12/31-03/12/31	7/14/2003	4,000 61	3,952 00	48 61
100 00	BANKUNITED FINL CORP		86/12/31-03/12/31	7/15/2003	1,998 00	1,976 00	22 00
110 00	BANKUNITED FINL CORP		86/12/31-03/12/31	7/16/2003	2,228 49	2,173 60	54 89
600 00	BANNER CORP	COM	86/12/31-03/12/31	7/14/2003	12,631 92	12,684 00	(52 08)
170 00	BANNER CORP	COM	86/12/31-03/12/31	7/15/2003	3,614 13	3,593 80	20 33
1,200 00	BANTA CORP	COM STK	86/12/31-03/12/31	7/14/2003	39,535 98	39,588 00	(52 02)
100 00	BANTA CORP	COM STK	86/12/31-03/12/31	7/15/2003	3,307 84	3,299 00	8 84
290 00	BANTA CORP	COM STK	86/12/31-03/12/31	7/16/2003	9,619 83	9,567 10	52 73
800 00	BARNES GROUP INC	COM	86/12/31-03/12/31	7/14/2003	18,712 32	18,416 00	296 32
100 00	BARNES GROUP INC	COM	86/12/31-03/12/31	7/15/2003	2,336 89	2,302 00	34 89
140 00	BARNES GROUP INC	COM	86/12/31-03/12/31	7/16/2003	3,260 45	3,222 80	37 65
870 00	BARRA INC	COM	86/12/31-03/12/31	7/14/2003	36,912 02	36,400 80	511 22
3,510 00	BAY VIEW CAP CORP DEL	COM	86/12/31-03/12/31	7/14/2003	20,353 53	20,463 30	(109 77)
2,000 00	BE AEROSPACE INC	COM	86/12/31-03/12/31	7/14/2003	6,621 68	6,880 00	(258 32)
100 00	BE AEROSPACE INC	COM	86/12/31-03/12/31	7/15/2003	324 98	349 00	(24 02)
120 00	BE AEROSPACE INC	COM	86/12/31-03/12/31	7/16/2003	368 38	418 80	(50 42)

THE ROCKEFELLER FOUNDATION
EMPLOYEE ID NO 13-1659629
GAIN AND LOSSES ON TAXABLE INVESTMENTS
FOR YEAR 2003

Shares/Par Value	Security Name	Security Description	Date Bought	Date Sold	Proceeds	Cost	Realized Gain/Loss
38,200 00	BEARINGPOINT INC	COM	86/12/31-03/12/31	7/17/2003	409,504 00	395,427 30	14,076 70
1,500 00	BELDEN INC	COM	86/12/31-03/12/31	7/14/2003	24,979 82	24,570 00	409 82
100 00	BELDEN INC	COM	86/12/31-03/12/31	7/15/2003	1,643 92	1,638 00	5 92
150 00	BELDEN INC	COM	86/12/31-03/12/31	7/16/2003	2,522 88	2 457 00	85 88
600 00	BELL MICROPRODUCTS INC		86/12/31-03/12/31	7/14/2003	3,183 75	2,946 00	237 75
900 00	BENCHMARK ELECTRS INC		86/12/31-03/12/31	7/14/2003	31,716 58	31,500 00	216 58
100 00	BENCHMARK ELECTRS INC		86/12/31-03/12/31	7/15/2003	3,421 83	3,500 00	(78 17)
200 00	BENCHMARK ELECTRS INC		86/12/31-03/12/31	7/16/2003	6,883 67	7,000 00	(116 33)
60 00	BERKSHIRE HILL BANCORP INC	COM	86/12/31-03/12/31	7/14/2003	1,737 75	1,740 00	(2 25)
1,460 00	BIO RAD LABORATORIES INC	CLASS A	86/12/31-03/12/31	7/14/2003	85,357 53	84,388 00	969 53
2,700 00	BIOMARIN PHARMACEUTICAL INC	COM	86/12/31-03/12/31	7/14/2003	27,453 66	28,026 00	(572 34)
100 00	BIOMARIN PHARMACEUTICAL INC	COM	86/12/31-03/12/31	7/15/2003	1,004 95	1,038 00	(33 05)
140 00	BIOMARIN PHARMACEUTICAL INC	COM	86/12/31-03/12/31	7/16/2003	1,385 93	1,453 20	(67 27)
200 00	BIOPURE CORP	CL A	86/12/31-03/12/31	7/14/2003	1,336 73	1,350 00	(13 27)
100 00	BIOPURE CORP	CL A	86/12/31-03/12/31	7/15/2003	649 96	675 00	(25 04)
210 00	BIOPURE CORP	CL A	86/12/31-03/12/31	7/16/2003	1,295 84	1,417 50	(121 66)
800 00	BIOSITE INC	COM	86/12/31-03/12/31	7/14/2003	33,873 81	32 922 00	951 81
100 00	BIOSITE INC	COM	86/12/31-03/12/31	7/15/2003	5,505 74	5,467 00	38 74
110 00	BIOSITE INC	COM	86/12/31-03/12/31	7/16/2003	5,894 62	6 035 70	(141 08)
380 00	BIORELIANCE CORP	COM	86/12/31-03/12/31	7/14/2003	8,799 70	8,778 00	21 70
400 00	BLACKROCK INC	CL A	86/12/31-03/12/31	7/14/2003	18,798 71	18,540 00	258 71
100 00	BLACKROCK INC	CL A	86/12/31-03/12/31	7/15/2003	4,564 78	4,635 00	(70 22)
130 00	BLACKROCK INC	CL A	86/12/31-03/12/31	7/16/2003	5,910 82	6,025 50	(114 68)
270 00	BLAIR CORP	COM	86/12/31-03/12/31	7/14/2003	6,066 18	6 007 50	58 68
800 00	BLOCKBUSTER INC	CL A	86/12/31-03/12/31	7/14/2003	14,068 54	13,800 00	268 54
100 00	BLOCKBUSTER INC	CL A	86/12/31-03/12/31	7/15/2003	1,723 91	1,725 00	(1 09)
540 00	BLOCKBUSTER INC	CL A	86/12/31-03/12/31	7/16/2003	8,823 40	9,315 00	(491 60)
2,400 00	BOB EVANS FARMS INC	COM	86/12/31-03/12/31	7/14/2003	68 137 60	67,896 00	241 60
100 00	BOB EVANS FARMS INC	COM	86/12/31-03/12/31	7/15/2003	2,788 86	2,829 00	(40 14)
320 00	BOB EVANS FARMS INC	COM	86/12/31-03/12/31	7/16/2003	8,958 78	9,052 80	(94 02)
1 410 00	BOMBAY COMPANY INC	COM	86/12/31-03/12/31	7/14/2003	16,854 90	16,920 00	(65 10)
220 00	BONE CARE INTL INC	COM	86/12/31-03/12/31	7/14/2003	3,204 73	3,218 60	(13 87)
7,800 00	BORG WARNER INC	COM	86/12/31-03/12/31	7/17/2003	513,162 00	515,967 66	(2,805 66)
1,500 00	BOSTON BEER INC	CL A	86/12/31-03/12/31	7/14/2003	22,330 95	22,245 00	85 95
320 00	BOSTON BEER INC	CL A	86/12/31-03/12/31	7/16/2003	4,811 16	4,745 60	65 56
3,100 00	BOSTON COMMUNICATIONS GROUP	COM	86/12/31-03/12/31	7/14/2003	63,758 12	62,062 00	1,696 12
100 00	BOSTON COMMUNICATIONS GROUP	COM	86/12/31-03/12/31	7/15/2003	2,046 90	2,002 00	44 90
620 00	BOSTON COMMUNICATIONS GROUP	COM	86/12/31-03/12/31	7/16/2003	13,113 37	12,412 40	700 97
400 00	BOSTON PRIVATE FINL HLDGS INC	COM	86/12/31-03/12/31	7/14/2003	9,358 28	8,778 00	582 28
100 00	BOSTON PRIVATE FINL HLDGS INC	COM	86/12/31-03/12/31	7/15/2003	2,426 88	2,194 00	232 88
110 00	BOSTON PRIVATE FINL HLDGS INC	COM	86/12/31-03/12/31	7/16/2003	2,589 28	2,413 40	175 88
230 00	BOSTONFED BANCORP INC	COM	86/12/31-03/12/31	7/14/2003	8,248 82	8,302 00	(55 18)
3,550 00	BOWNE + CO INC	COM	86/12/31-03/12/31	7/14/2003	48,666 08	48,835 00	31 08
1,220 00	BRADLEY PHARMACEUTICALS INC	CL A	86/12/31-03/12/31	7/14/2003	23,103 15	20,849 80	2,253 35
400 00	BRADY CORP	CL A	86/12/31-03/12/31	7/14/2003	13,266 97	13,300 00	(33 03)
350 00	BRIGGS + STRATTON CORP	COM	86/12/31-03/12/31	7/14/2003	18,821 01	18,315 50	505 51
800 00	BRIGHTPOINT INC	COM NEW	86/12/31-03/12/31	7/14/2003	11,502 90	11,016 00	486 90
100 00	BRIGHTPOINT INC	COM NEW	86/12/31-03/12/31	7/15/2003	1,480 83	1,377 00	103 83
190 00	BRIGHTPOINT INC	COM NEW	86/12/31-03/12/31	7/16/2003	2,954 36	2,616 30	338 06
5 280 00	BRINKS CO	COM	86/12/31-03/12/31	7/14/2003	81,586 95	82 051 20	(484 25)
60 00	BROOKSTONE INC		86/12/31-03/12/31	7/14/2003	1,432 97	1 411 80	21 17
10 600 00	BROWN TOM INC	COM NEW	86/12/31-03/12/31	7/17/2003	265,000 00	279 956 60	(14,956 60)
600 00	BROWN SHOE INC NEW	COM	86/12/31-03/12/31	7/14/2003	18,411 51	18,684 00	(272 49)
280 00	BROWN SHOE INC NEW	COM	86/12/31-03/12/31	7/16/2003	8,520 00	8,719 20	(199 20)
1,000 00	BRUKER BIOSCIENCES CORP	COM	86/12/31-03/12/31	7/14/2003	5,965 71	6,250 00	(284 29)
100 00	BRUKER BIOSCIENCES CORP	COM	86/12/31-03/12/31	7/15/2003	599 97	625 00	(25 03)
270 00	BRUKER BIOSCIENCES CORP	COM	86/12/31-03/12/31	7/16/2003	1,836 12	1,687 50	148 62
240 00	BRUSH ENGINEERED MATLS INC	COM	86/12/31-03/12/31	7/14/2003	2,140 04	2 160 00	(19 96)
900 00	BUCKEYE TECHNOLOGIES INC	COM	86/12/31-03/12/31	7/14/2003	6,850 32	6,750 00	99 32
200 00	BUCKEYE TECHNOLOGIES INC	COM	86/12/31-03/12/31	7/15/2003	1,484 93	1,500 00	(15 07)
430 00	BUCKEYE TECHNOLOGIES INC	COM	86/12/31-03/12/31	7/16/2003	3,195 04	3,225 00	(29 96)
310 00	BUCKLE INC	COM	86/12/31-03/12/31	7/14/2003	6,223 73	6,330 20	(106 47)
1,000 00	BUILDING MATLS HLDS CORP	COM	86/12/31-03/12/31	7/14/2003	15,448 87	15,200 00	248 87
100 00	BUILDING MATLS HLDS CORP	COM	86/12/31-03/12/31	7/15/2003	1,547 92	1,620 00	(72 08)
150 00	BUILDING MATLS HLDS CORP	COM	86/12/31-03/12/31	7/16/2003	2,339 89	2,280 00	59 89
500 00	BURLINGTON COAT FACTORY WHSE	COM	86/12/31-03/12/31	7/14/2003	9,136 57	9,175 00	(38 43)
100 00	BURLINGTON COAT FACTORY WHSE	COM	86/12/31-03/12/31	7/15/2003	1,827 91	1,835 00	(7 09)
100 00	BURLINGTON COAT FACTORY WHSE	COM	86/12/31-03/12/31	7/16/2003	1,808 91	1,835 00	(26 09)
7,700 00	BUTLER MFG CO DEL	COM	86/12/31-03/12/31	7/17/2003	131,670 00	131,577 89	92 11
3,800 00	C+D TECHNOLOGIES	COM	86/12/31-03/12/31	7/14/2003	57,073 70	57 304 00	(230 30)
180 00	CB BANCSHARES INC	COM	86/12/31-03/12/31	7/14/2003	11,170 60	11,275 20	(104 60)
1,840 00	CCC INFORMATION SVCS GROUP INC	COM	86/12/31-03/12/31	7/14/2003	23,175 39	22,738 60	436 79
1,200 00	C D I CORP	COM	86/12/31-03/12/31	7/14/2003	31,174 29	32,040 00	(865 71)
100 00	C D I CORP	COM	86/12/31-03/12/31	7/15/2003	2 572 87	2,670 00	(97 13)
570 00	C D I CORP	COM	86/12/31-03/12/31	7/16/2003	14,769 82	15,219 00	(449 18)
120 00	CEC ENTMT INC	COM	86/12/31-03/12/31	7/14/2003	4,439 92	4,440 00	(0 08)
400 00	CFS BANCORP INC	COM	86/12/31-03/12/31	7/14/2003	5,978 31	5 940 00	38 31
170 00	CFS BANCORP INC	COM	86/12/31-03/12/31	7/16/2003	2,536 28	2,524 50	11 78
650 00	CKE RESTAURANTS INC	COM	86/12/31-03/12/31	7/14/2003	4,331 39	4,387 50	(56 11)
2,200 00	CLECO CORP NEW	COM	86/12/31-03/12/31	7/14/2003	37,759 03	37,862 00	(102 97)
100 00	CLECO CORP NEW	COM	86/12/31-03/12/31	7/15/2003	1,672 92	1,721 00	(48 08)
620 00	CLECO CORP NEW	COM	86/12/31-03/12/31	7/16/2003	9,973 53	10,670 20	(696 67)
240 00	CMS ENERGY CORP	COM	86/12/31-03/12/31	7/14/2003	1,742 86	1,744 80	(1 94)
890 00	CPI CORP	COM	86/12/31-03/12/31	7/14/2003	16,531 06	16,843 00	(311 94)
1,010 00	CSG SYS INTL INC	COM	86/12/31-03/12/31	7/14/2003	14,381 32	14,241 00	120 32

THE ROCKEFELLER FOUNDATION
EMPLOYEE ID NO 13-1659629
GAIN AND LOSSES ON TAXABLE INVESTMENTS
FOR YEAR 2003

Shares/Par Value	Security Name	Security Description	Date Bought	Date Sold	Proceeds	Cost	Realized Gain/Loss
3,840 00	CTS CORP	COM	86/12/31-03/12/31	7/14/2003	41,652 38	41,314 00	338 38
200 00	CVB FINL CORP	COM	86/12/31-03/12/31	7/14/2003	4,263 60	4,232 00	31 60
250 00	CVB FINL CORP	COM	86/12/31-03/12/31	7/16/2003	5,379 74	5,290 00	89 74
500 00	CV THERAPEUTICS INC	COM	86/12/31-03/12/31	7/14/2003	17 463 68	17 885 00	(221 32)
210 00	CV THERAPEUTICS INC	COM	86/12/31-03/12/31	7/16/2003	6 929 67	7 427 70	(498 03)
4,170 00	CABLE DESIGN TECHNOLOGIES CORP	COM	86/12/31-03/12/31	7/14/2003	27,928 92	27,063 30	865 62
16,700 00	CABOT OIL + GAS CORP	COM	86/12/31-03/12/31	7/17/2003	436 705 00	451,167 20	(14,462 20)
270 00	CACHE INC	COM NEW	86/12/31-03/12/31	7/14/2003	5,203 73	5,373 00	(169 27)
800 00	CACI INTL INC	CL A	86/12/31-03/12/31	7/14/2003	30,962 78	30,592 00	370 78
320 00	CACI INTL INC	CL A	86/12/31-03/12/31	7/16/2003	12,097 45	12,236 80	(139 35)
30 00	CALIFORNIA WATER SERVICE GRP	COM	86/12/31-03/12/31	7/14/2003	884 78	871 50	13 28
400 00	CALIPER TECHNOLOGIES CORP	OC COM	86/12/31-03/12/31	7/14/2003	2,108 50	2,184 00	(75 50)
190 00	CALIPER TECHNOLOGIES CORP	OC COM	86/12/31-03/12/31	7/16/2003	982 25	1,037 40	(55 15)
2,700 00	CAMBREX CORP	COM	86/12/31-03/12/31	7/14/2003	63,117 91	63,450 00	(332 09)
100 00	CAMBREX CORP	COM	86/12/31-03/12/31	7/15/2003	2,331 89	2,350 00	(18 11)
750 00	CAMBREX CORP	COM	86/12/31-03/12/31	7/16/2003	17,703 67	17,625 00	78 67
100 00	CAMDEN NATL CORP	COM	86/12/31-03/12/31	7/14/2003	2,732 27	2,750 00	(17 73)
150 00	CANTEL MED CORP	COM FORMERLY CL B CONV	86/12/31-03/12/31	7/14/2003	2,081 01	2,046 00	15 01
50 00	CAPITAL CORP OF THE WEST	COM	86/12/31-03/12/31	7/14/2003	1,400 63	1,441 00	(40 37)
2,378 00	CAPITAL SOUTHWEST CORP	COM	86/12/31-03/12/31	7/17/2003	136,620 00	136,250 40	369 60
80 00	CASCADE BANCORP	COM	86/12/31-03/12/31	7/14/2003	1,425 85	1,414 40	11 45
1,740 00	CASCADE CORP	COM	86/12/31-03/12/31	7/14/2003	32,408 07	33 216 80	(808 53)
800 00	CASCADE NAT GAS CORP	COM	86/12/31-03/12/31	7/14/2003	15,765 50	15,800 00	(34 50)
100 00	CASCADE NAT GAS CORP	COM	86/12/31-03/12/31	7/15/2003	1,965 90	1,975 00	(9 10)
200 00	CASCADE NAT GAS CORP	COM	86/12/31-03/12/31	7/16/2003	3,903 81	3,950 00	(46 19)
600 00	CASELLA WASTE SYS INC	CL A	86/12/31-03/12/31	7/14/2003	5,471 26	5,394 00	77 26
320 00	CASELLA WASTE SYS INC	CL A	86/12/31-03/12/31	7/16/2003	2,871 48	2,878 80	(7 32)
2,600 00	CASEYS GEN STORES INC	COM	86/12/31-03/12/31	7/14/2003	38,921 73	39,000 00	(78 27)
180 00	CASEYS GEN STORES INC	COM	86/12/31-03/12/31	7/16/2003	2,725 07	2,700 00	25 07
2,800 00	CASH AMER INTL INC	COM	86/12/31-03/12/31	7/14/2003	45,211 16	45,380 00	(168 84)
100 00	CASH AMER INTL INC	COM	86/12/31-03/12/31	7/15/2003	1,701 82	1,620 00	81 82
280 00	CASH AMER INTL INC	COM	86/12/31-03/12/31	7/16/2003	5,031 36	4,536 00	495 36
600 00	CATAPULT COMMUNICATIONS CORP	COM	86/12/31-03/12/31	7/14/2003	7,291 09	7,248 00	43 09
320 00	CATAPULT COMMUNICATIONS CORP	COM	86/12/31-03/12/31	7/16/2003	4,044 23	3,865 60	178 63
40 00	CATHAY BANCORP INC	COM	86/12/31-03/12/31	7/14/2003	1,820 91	1,840 00	(19 09)
2,440 00	CATO CORP NEW	CL A	86/12/31-03/12/31	7/14/2003	50,998 29	50,142 00	856 29
1,100 00	CELL GENESYS INC	COM	86/12/31-03/12/31	7/14/2003	10,000 93	11,000 00	(99 07)
100 00	CELL GENESYS INC	COM	86/12/31-03/12/31	7/15/2003	964 95	1,000 00	(35 05)
140 00	CELL GENESYS INC	COM	86/12/31-03/12/31	7/16/2003	1,342 53	1,400 00	(57 47)
600 00	CELL THERAPEUTICS INC	CDT COM	86/12/31-03/12/31	7/14/2003	6,876 09	7 086 00	(209 91)
200 00	CELL THERAPEUTICS INC	CDT COM	86/12/31-03/12/31	7/15/2003	2,274 89	2 382 00	(87 11)
430 00	CELL THERAPEUTICS INC	CDT COM	86/12/31-03/12/31	7/16/2003	4,841 89	5,078 30	(436 41)
300 00	CENTENE CORP DEL	COM	86/12/31-03/12/31	7/14/2003	8,577 79	8 570 00	7 79
150 00	CENTENE CORP DEL	COM	86/12/31-03/12/31	7/21/2003	4,113 82	4,285 00	(171 18)
5,300 00	CENTILLIUM COMMUNICATIONS INC	COM	86/12/31-03/12/31	7/14/2003	60,333 42	58,830 00	1,503 42
100 00	CENTILLIUM COMMUNICATIONS INC	COM	86/12/31-03/12/31	7/15/2003	1,109 94	1,110 00	(6 06)
250 00	CENTILLIUM COMMUNICATIONS INC	COM	86/12/31-03/12/31	7/16/2003	2,612 37	2,775 00	(162 63)
21,100 00	CENTEX CONSTR PRODS INC	COM	86/12/31-03/12/31	7/17/2003	833,450 00	857,744 45	(24,294 45)
130 00	CENTRAL EUROPEAN DISTR CORP	COM	86/12/31-03/12/31	7/14/2003	2,762 70	2,736 50	26 20
2,570 00	CENTRAL GARDEN + PET CO	COM	86/12/31-03/12/31	7/14/2003	72 298 16	71,908 03	392 13
750 00	CENTRAL PAC FINL CORP	COM	86/12/31-03/12/31	7/14/2003	20,452 07	20,825 00	(172 93)
100 00	CENTRAL VT PUBLIC SERVICE	COM	86/12/31-03/12/31	7/14/2003	2,015 30	1,992 00	23 30
290 00	CENTRAL VT PUBLIC SERVICE	COM	86/12/31-03/12/31	7/16/2003	5,909 86	5,776 80	133 06
200 00	CEPHEID	COM	86/12/31-03/12/31	7/14/2003	1,015 75	1,024 00	(8 25)
270 00	CEPHEID	COM	86/12/31-03/12/31	7/16/2003	1,382 33	1,382 40	(7 07)
220 00	CERNER CORP	COM	86/12/31-03/12/31	7/14/2003	5,171 84	4,906 00	265 84
300 00	CERUS CORP	COM	86/12/31-03/12/31	7/14/2003	2,244 10	2,223 00	21 10
100 00	CERUS CORP	COM	86/12/31-03/12/31	7/15/2003	753 96	741 00	12 96
200 00	CHARLES RIV LABORATORIES INTL	COM	86/12/31-03/12/31	7/14/2003	6,637 98	6,478 00	161 98
500 00	CHARLOTTE RUSSE HLDG INC	COM	86/12/31-03/12/31	7/14/2003	5,805 82	5,724 50	81 32
100 00	CHARLOTTE RUSSE HLDG INC	COM	86/12/31-03/12/31	7/15/2003	1,160 95	1,144 90	16 05
160 00	CHARLOTTE RUSSE HLDG INC	COM	86/12/31-03/12/31	7/16/2003	2,051 10	1,831 84	219 26
2,600 00	CHATTEM INC	COM	86/12/31-03/12/31	7/14/2003	47,578 55	47,580 00	(1 45)
1,100 00	CHECKPOINT SYS INC	COM	86/12/31-03/12/31	7/14/2003	17,206 60	16,665 00	541 60
100 00	CHECKPOINT SYS INC	COM	86/12/31-03/12/31	7/15/2003	1,513 92	1,515 00	(1 08)
140 00	CHECKPOINT SYS INC	COM	86/12/31-03/12/31	7/16/2003	2,125 10	2,121 00	4 10
1,590 00	CHESAPEAKE CORP	COM	86/12/31-03/12/31	7/14/2003	36,255 07	35 282 10	972 97
4,040 00	CHIPPAC INC	CL A	86/12/31-03/12/31	7/14/2003	36,013 28	34,988 40	1 026 88
3,100 00	CHOICE HOTELS INC	COM	86/12/31-03/12/31	7/14/2003	91,450 98	91,512 00	(61 02)
100 00	CHOICE HOTELS INC	COM	86/12/31-03/12/31	7/15/2003	2,882 86	2,852 00	(69 14)
600 00	CHOICE HOTELS INC	COM	86/12/31-03/12/31	7/16/2003	17,244 21	17,712 00	(467 79)
1,200 00	CHIQUITA BRANDS INTL INC	COM	86/12/31-03/12/31	7/14/2003	18,711 92	18,828 00	(116 08)
100 00	CHIQUITA BRANDS INTL INC	COM	86/12/31-03/12/31	7/15/2003	1,566 92	1,569 00	(2 08)
270 00	CHIQUITA BRANDS INTL INC	COM	86/12/31-03/12/31	7/16/2003	4,163 20	4,236 30	(73 10)
700 00	CHITTENDEN CORP	COM	86/12/31-03/12/31	7/14/2003	19,831 89	19,683 00	168 89
280 00	CHITTENDEN CORP	COM	86/12/31-03/12/31	7/16/2003	7,996 42	7,865 20	131 22
200 00	CHOLESTECH CORP	COM	86/12/31-03/12/31	7/14/2003	1,881 71	1,850 00	31 71
220 00	CHOLESTECH CORP	COM	86/12/31-03/12/31	7/16/2003	2,081 10	2,035 00	46 10
250 00	CHRONIMED INC	COM	86/12/31-03/12/31	7/14/2003	2,826 86	2,820 00	6 86
1,880 00	CIBER INC	COM	86/12/31-03/12/31	7/14/2003	15,168 70	15,159 00	9 70
12,700 00	CIMAREX ENERGY CO	COM	86/12/31-03/12/31	7/17/2003	257,810 00	279,866 09	(22,056 09)
200 00	CIPHERGEN BIOSYSTEMS INC	COM	86/12/31-03/12/31	7/14/2003	1,908 91	2,000 00	(91 09)
320 00	CIPHERGEN BIOSYSTEMS INC	COM	86/12/31-03/12/31	7/16/2003	2,924 05	3,200 00	(275 95)
400 00	CIRCOR INTL INC	COM	86/12/31-03/12/31	7/14/2003	7,258 25	7,298 00	(39 75)
240 00	CIRCOR INTL INC	COM	86/12/31-03/12/31	7/15/2003	4,312 40	4,377 60	(65 20)

THE ROCKEFELLER FOUNDATION
EMPLOYEE ID NO 13-1659629
GAIN AND LOSSES ON TAXABLE INVESTMENTS
FOR YEAR 2003

Shares/Par Value	Security Name	Security Description	Date Bought	Date Sold	Proceeds	Cost	Realized Gain/Loss
400 00	CIRRUS LOGIC INC	COM	86/12/31-03/12/31	7/14/2003	2,040 82	1,972 00	68 82
210 00	CIRRUS LOGIC INC	COM	86/12/31-03/12/31	7/16/2003	1,060 45	1,035 30	25 15
1,500 00	CITIZENS BKG CORP MICH	COM	86/12/31-03/12/31	7/14/2003	40,831 08	40,035 00	796 08
180 00	CITIZENS BKG CORP MICH	COM	86/12/31-03/12/31	7/16/2003	4,724 77	4,804 20	(79 43)
110 00	CITY BK LYNNWOOD WASH	CMT CAP STK	86/12/31-03/12/31	7/14/2003	3,105 39	3,091 00	14 39
800 00	CITY HLDG CO	COM	86/12/31-03/12/31	7/14/2003	24,097 11	24,400 00	(302 89)
280 00	CITY HLDG CO	COM	86/12/31-03/12/31	7/18/2003	8,559 19	8,540 00	19 19
1,410 00	CLAIRE S STORES INC	COM	86/12/31-03/12/31	7/14/2003	38,276 80	37,421 40	855 20
70 00	CLARCOR INC	COM	86/12/31-03/12/31	7/14/2003	2,861 74	2,848 20	15 54
400 00	CLARK INC	COM	86/12/31-03/12/31	7/14/2003	5,395 34	5,524 00	(128 66)
210 00	CLARK INC	COM	86/12/31-03/12/31	7/16/2003	2,826 46	2,900 10	(73 64)
120 00	CLEVELAND CLIFFS INC	COM	86/12/31-03/12/31	7/14/2003	2,222 97	2,222 40	0 57
400 00	COBALT CORP	COM	86/12/31-03/12/31	7/14/2003	8,228 21	8,220 00	8 21
100 00	COBALT CORP	COM	86/12/31-03/12/31	7/15/2003	2,031 90	2,055 00	(23 10)
160 00	COBALT CORP	COM	86/12/31-03/12/31	7/18/2003	3,203 04	3,288 00	(84 96)
1,900 00	COHU INC	COM	86/12/31-03/12/31	7/14/2003	34,861 46	33,877 00	984 46
4,080 00	COINSTAR INC	COM	86/12/31-03/12/31	7/14/2003	48,644 17	48,016 60	627 57
200 00	COLE NATL CORP	CL A	86/12/31-03/12/31	7/14/2003	2,658 87	2,838 00	(20 87)
320 00	COLE NATL CORP	CL A	86/12/31-03/12/31	7/16/2003	3,916 42	4,220 80	(304 38)
170 00	COLUMBIA BK SYS INC	COM	86/12/31-03/12/31	7/14/2003	3,153 03	3,141 80	11 43
1,600 00	COLUMBIA LABS INC	COM STK	86/12/31-03/12/31	7/14/2003	20,380 00	20,080 00	300 00
100 00	COLUMBIA LABS INC	COM STK	86/12/31-03/12/31	7/15/2003	1,224 94	1,255 00	(30 06)
140 00	COLUMBIA LABS INC	COM STK	86/12/31-03/12/31	7/16/2003	1,723 31	1,757 00	(33 69)
930 00	COMMERCE GROUP INC MASS	COM	86/12/31-03/12/31	7/14/2003	35,951 83	35,498 10	453 73
190 00	COMMERCIAL CAP BANCORP INC	COM	86/12/31-03/12/31	7/14/2003	3,681 28	3,655 60	25 68
3,100 00	COMMERCIAL FED CORP	COM	86/12/31-03/12/31	7/14/2003	73,109 45	70,215 00	2,894 45
100 00	COMMERCIAL FED CORP	COM	86/12/31-03/12/31	7/15/2003	2,351 88	2,265 00	86 88
740 00	COMMERCIAL FED CORP	COM	86/12/31-03/12/31	7/16/2003	17,211 81	18,761 00	(450 81)
1,700 00	COMMERCIAL METALS CO	COM	86/12/31-03/12/31	7/14/2003	30,487 42	30,515 00	(17 58)
200 00	COMMERCIAL METALS CO	COM	86/12/31-03/12/31	7/15/2003	3,575 83	3,590 00	(14 17)
200 00	COMMERCIAL METALS CO	COM	86/12/31-03/12/31	7/16/2003	3,535 83	3,590 00	(54 17)
200 00	COMMONWEALTH INDS INC DEL	COM	86/12/31-03/12/31	7/14/2003	917 75	926 00	(8 25)
100 00	COMMONWEALTH INDS INC DEL	COM	86/12/31-03/12/31	7/15/2003	459 97	463 00	(3 03)
210 00	COMMONWEALTH INDS INC DEL	COM	86/12/31-03/12/31	7/16/2003	991 15	972 30	18 85
720 00	COMMONWEALTH TEL ENTERPRISES	COM	86/12/31-03/12/31	7/14/2003	31,105 71	32,680 80	(1,575 09)
18,800 00	COMMScope INC	COM	86/12/31-03/12/31	7/17/2003	204,920 00	207,014 61	(2,094 61)
290 00	COMMUNITY BK SYS INC	COM	86/12/31-03/12/31	7/14/2003	11,818 10	11,742 10	76 00
2,500 00	COMMUNITY FIRST BANKSHARES INC	COM	86/12/31-03/12/31	7/14/2003	71,534 84	69,822 50	1,712 14
100 00	COMMUNITY FIRST BANKSHARES INC	COM	86/12/31-03/12/31	7/15/2003	2,818 88	2,792 90	23 96
620 00	COMMUNITY FIRST BANKSHARES INC	COM	86/12/31-03/12/31	7/16/2003	17,230 97	17,315 88	(85 01)
110 00	COMPUTER PROGRAMS + SYS INC	COM	86/12/31-03/12/31	7/14/2003	2,129 54	2,143 90	(14 36)
70 00	COMPLX INTL INC	CL A	86/12/31-03/12/31	7/14/2003	413 96	419 30	(5 34)
4,910 00	COMSTOCK RES INC	COM NEW	86/12/31-03/12/31	7/14/2003	64,951 34	64,321 00	630 34
180 00	COMTECH TELECOMMUNICATIONS	COM	86/12/31-03/12/31	7/14/2003	5,952 03	6,051 60	(99 57)
100 00	COMPUTER HORIZONS CORP	COM	86/12/31-03/12/31	7/14/2003	428 37	430 00	(3 63)
1,490 00	CONCORD COMMUNICATIONS INC	COM	86/12/31-03/12/31	7/14/2003	24,514 42	23,972 81	541 81
180 00	CONCUR TECHNOLOGIES INC	COM	86/12/31-03/12/31	7/14/2003	1,878 82	1,969 20	(90 58)
800 00	CONEXANT SYS INC	COM	86/12/31-03/12/31	7/14/2003	4,509 06	4,176 00	333 06
250 00	CONEXANT SYS INC	COM	86/12/31-03/12/31	7/16/2003	1,372 43	1,305 00	67 43
3,100 00	CONMED CORP	COM	86/12/31-03/12/31	7/14/2003	59,085 09	59,179 00	(93 91)
100 00	CONMED CORP	COM	86/12/31-03/12/31	7/15/2003	1,891 91	1,909 00	(17 09)
1,120 00	CONMED CORP	COM	86/12/31-03/12/31	7/16/2003	20,613 86	21,380 80	(766 94)
150 00	CONNECTICUT BANCSHARES INC	COM	86/12/31-03/12/31	7/14/2003	6,680 28	6,640 50	19 78
3,130 00	CONNETICS CORP	COM	86/12/31-03/12/31	7/14/2003	49,479 54	48,984 50	495 04
1,900 00	CONSOLIDATED GRAPHICS INC	COM	86/12/31-03/12/31	7/14/2003	43,458 56	43,681 00	(222 44)
100 00	CONSOLIDATED GRAPHICS INC	COM	86/12/31-03/12/31	7/15/2003	2,268 89	2,289 00	(10 11)
150 00	CONSOLIDATED GRAPHICS INC	COM	86/12/31-03/12/31	7/16/2003	3,433 33	3,448 50	(15 17)
140 00	CONSOLIDATED TOMOKA LD CO	COM	86/12/31-03/12/31	7/14/2003	3,552 99	3,570 00	(17 01)
300 00	COOPER TIRE + RUBR CO	COM	86/12/31-03/12/31	7/14/2003	5,111 97	5,154 00	(42 03)
100 00	COOPER TIRE + RUBR CO	COM	86/12/31-03/12/31	7/15/2003	1,696 92	1,718 00	(21 08)
1,040 00	CORIXA CORP	COM	86/12/31-03/12/31	7/14/2003	7,519 78	7,488 00	31 78
4,090 00	CORN PRODUCTS INTL INC	COM	86/12/31-03/12/31	7/14/2003	127,537 40	127,730 70	(193 30)
860 00	CORNELL COMPANIES INC	COM	86/12/31-03/12/31	7/14/2003	13,587 96	14,009 40	(421 44)
900 00	CORRECTIONS CORP AMER NEW	COM NEW	86/12/31-03/12/31	7/14/2003	24,455 45	24,192 00	263 45
400 00	CORUS BANKSHARES INC	COM	86/12/31-03/12/31	7/14/2003	20,335 84	20,400 00	(64 36)
220 00	CORUS BANKSHARES INC	COM	86/12/31-03/12/31	7/16/2003	11,311 87	11,220 00	91 87
340 00	COSTAR GROUP INC	COM	86/12/31-03/12/31	7/14/2003	10,439 28	10,424 40	14 88
2,200 00	COURIER CORP	COM	86/12/31-03/12/31	7/17/2003	119,328 00	119,035 18	292 82
600 00	COVENANT TRANS INC	CL A	86/12/31-03/12/31	7/14/2003	10,871 49	10,872 00	(0 51)
270 00	COVENANT TRANS INC	CL A	86/12/31-03/12/31	7/16/2003	5,051 46	4,892 40	159 06
170 00	CRAFTMADE INTL INC	COM	86/12/31-03/12/31	7/14/2003	3,319 92	3,275 90	44 02
800 00	CREDIT ACCEPTANCE CORP	COM	86/12/31-03/12/31	7/14/2003	7,071 08	7,086 00	(14 92)
210 00	CREDIT ACCEPTANCE CORP	COM	86/12/31-03/12/31	7/15/2003	2,471 08	2,480 10	(9 02)
1,800 00	CROMPTON CORP	COM	86/12/31-03/12/31	7/14/2003	10,964 18	13,608 00	(2,643 82)
100 00	CROMPTON CORP	COM	86/12/31-03/12/31	7/15/2003	616 97	756 00	(139 03)
250 00	CROMPTON CORP	COM	86/12/31-03/12/31	7/16/2003	1,562 42	1,890 00	(327 58)
11,200 00	CROSS CTRY HEALTHCARE INC	COM	86/12/31-03/12/31	7/17/2003	172,480 00	164,427 15	8,052 85
1,000 00	CROWN HLDGS INC	COM	86/12/31-03/12/31	7/14/2003	7,099 88	6,890 00	209 88
200 00	CROWN HLDGS INC	COM	86/12/31-03/12/31	7/15/2003	1,377 93	1,378 00	(0 07)
200 00	CROWN HLDGS INC	COM	86/12/31-03/12/31	7/16/2003	1,361 93	1,378 00	(16 07)
170 00	CUBIST PHARMACEUTICALS INC	COM	86/12/31-03/12/31	7/14/2003	2,036 98	1,989 00	47 98
1,100 00	CULLEN FROST BANKERS INC	COM	86/12/31-03/12/31	7/14/2003	37,201 13	36,300 00	901 13
100 00	CULLEN FROST BANKERS INC	COM	86/12/31-03/12/31	7/15/2003	3,336 84	3,300 00	36 84
320 00	CULLEN FROST BANKERS INC	COM	86/12/31-03/12/31	7/16/2003	11,004 89	10,560 00	444 89
400 00	CUMULUS MEDIA INC	CL A	86/12/31-03/12/31	7/14/2003	7,347 25	7,184 00	163 25

THE ROCKEFELLER FOUNDATION
EMPLOYEE ID NO 13-1659629
GAIN AND LOSSES ON TAXABLE INVESTMENTS
FOR YEAR 2003

Shares/Par Value	Security Name	Security Description	Date Bought	Date Sold	Proceeds	Cost	Realized Gain/Loss
100 00	CUMULUS MEDIA INC	CL A	86/12/31-03/12/31	7/15/2003	1,838 91	1,796 00	42 91
140 00	CUMULUS MEDIA INC	CL A	86/12/31-03/12/31	7/16/2003	2,553 48	2,514 40	39 08
180 00	CURATIVE HEALTH SERVICES INC	COM	86/12/31-03/12/31	7/14/2003	3,135 16	3,135 60	(0 44)
1,200 00	CURAGEN CORP	COM	86/12/31-03/12/31	7/14/2003	8,849 15	6,732 00	117 15
100 00	CURAGEN CORP	COM	86/12/31-03/12/31	7/15/2003	549 97	561 00	(11 03)
260 00	CURAGEN CORP	COM	86/12/31-03/12/31	7/16/2003	1,354 53	1,458 60	(104 07)
900 00	CURTISS WRIGHT CORP	COM	86/12/31-03/12/31	7/17/2003	57 825 00	57,405 42	419 58
470 00	CYPRESS SEMICONDUCTOR CORP	COM	86/12/31-03/12/31	7/14/2003	6,816 37	6,504 80	311 57
200 00	CYTEC INDS INC	COM	86/12/31-03/12/31	7/14/2003	7,180 46	7,122 00	68 46
100 00	CYTEC INDS INC	COM	86/12/31-03/12/31	7/15/2003	3,607 83	3,561 00	46 83
250 00	CYTEC INDS INC	COM	86/12/31-03/12/31	7/16/2003	9,089 57	8,902 50	187 07
3,180 00	CYTYC CORP	COM	86/12/31-03/12/31	7/14/2003	35,626 09	34,662 00	964 09
6 500 00	DCE	COM STK	86/12/31-03/12/31	7/17/2003	91,065 00	94,516 50	(3,451 50)
700 00	DSP GROUP INC	COM	86/12/31-03/12/31	7/14/2003	16,085 43	15,260 00	805 43
210 00	DSP GROUP INC	COM	86/12/31-03/12/31	7/16/2003	4,827 67	4,578 00	249 67
700 00	DVI INC		86/12/31-03/12/31	7/14/2003	3,436 62	3,395 00	41 62
250 00	DVI INC		86/12/31-03/12/31	7/16/2003	1,049 95	1,212 50	(162 55)
500 00	DAKTRONICS INC	COM	86/12/31-03/12/31	7/14/2003	8,614 69	8,770 00	(155 31)
180 00	DAKTRONICS INC	COM	86/12/31-03/12/31	7/16/2003	3,238 04	3,157 20	80 84
520 00	DATASCOPE CORP	COM	86/12/31-03/12/31	7/14/2003	16,030 74	15,802 80	227 94
1,000 00	DATASTREAM SYS INC	COM	86/12/31-03/12/31	7/14/2003	11,211 47	11,240 00	(28 53)
310 00	DATASTREAM SYS INC	COM	86/12/31-03/12/31	7/16/2003	3,428 34	3,484 40	(56 06)
2,520 00	DAVE + BUSTERS INC	COM	86/12/31-03/12/31	7/14/2003	28,485 50	28,098 00	387 50
200 00	DECODE GENETICS INC	COM	86/12/31-03/12/31	7/14/2003	672 76	696 00	(23 24)
100 00	DECODE GENETICS INC	COM	86/12/31-03/12/31	7/15/2003	331 98	348 00	(16 02)
230 00	DECODE GENETICS INC	COM	86/12/31-03/12/31	7/16/2003	742 86	800 40	(57 54)
220 00	DEL LABS INC	COM	86/12/31-03/12/31	7/14/2003	5,494 61	5,500 00	(5 39)
5,700 00	DEL MONTE FOODS CO	COM	86/12/31-03/12/31	7/14/2003	51,631 02	51,585 00	46 02
100 00	DEL MONTE FOODS CO	COM	86/12/31-03/12/31	7/15/2003	899 95	905 00	(5 05)
770 00	DEL MONTE FOODS CO	COM	86/12/31-03/12/31	7/16/2003	6,940 07	6,968 50	(28 43)
5,600 00	DELTA + PINE LD CO	COM	86/12/31-03/12/31	7/17/2003	124,376 00	124,530 56	(154 56)
100 00	DELTA + PINE LD CO	COM	86/12/31-03/12/31	7/14/2003	3,028 25	3,045 00	(16 75)
1,890 00	DENBURY RES INC	COM NEW	86/12/31-03/12/31	7/14/2003	25,837 18	25,401 40	435 56
2,700 00	DENDRITE INTL INC	COM	86/12/31-03/12/31	7/14/2003	35,738 22	36,069 30	(331 08)
270 00	DENDRITE INTL INC	COM	86/12/31-03/12/31	7/16/2003	3,739 32	3,606 93	132 39
2,170 00	DEPARTMENT 56 INC	COM	86/12/31-03/12/31	7/14/2003	33,932 64	34,003 90	(71 26)
630 00	DIGIMARC CORP	COM	86/12/31-03/12/31	7/14/2003	10,115 05	10,004 40	110 65
700 00	DIGITAL INSIGHT CORP	COM	86/12/31-03/12/31	7/14/2003	15,039 56	14,602 00	437 56
250 00	DIGITAL INSIGHT CORP	COM	86/12/31-03/12/31	7/16/2003	5 064 76	5 215 00	(150 24)
1,000 00	DIGITAL RIV INC	COM	86/12/31-03/12/31	7/14/2003	24,260 86	23,050 00	1,210 86
280 00	DIGITAL RIV INC	COM	86/12/31-03/12/31	7/16/2003	6,282 90	6,454 00	(171 10)
3,000 00	DIME CMNTY BANCORP INC	COM	86/12/31-03/12/31	7/14/2003	81,763 56	80,370 00	1,393 56
320 00	DIME CMNTY BANCORP INC	COM	86/12/31-03/12/31	7/15/2003	8,837 88	8,572 80	265 08
1,690 00	DIMON INC	COM	86/12/31-03/12/31	7/14/2003	12,486 31	12,337 00	149 31
70 00	DIODES INC	COM	86/12/31-03/12/31	7/14/2003	1,662 00	1,612 87	49 13
70 00	DIONEX CORP	COM	86/12/31-03/12/31	7/14/2003	2,868 04	2,835 00	33 04
3,440 00	DISCOVERY LABORATORIES INC NEW	COM	86/12/31-03/12/31	7/14/2003	24,427 32	26,488 00	(2 060 68)
180 00	DITECH COMMUNICATIONS CORP	COM	86/12/31-03/12/31	7/14/2003	1,032 66	1,026 00	6 66
890 00	DIVERSA CORP	COM	86/12/31-03/12/31	7/14/2003	10,525 98	10,341 80	184 18
1,200 00	DOBSON COMMUNICATIONS CORP	CL A	86/12/31-03/12/31	7/14/2003	8,336 36	8,400 00	(63 64)
100 00	DOBSON COMMUNICATIONS CORP	CL A	86/12/31-03/12/31	7/15/2003	670 96	700 00	(29 04)
310 00	DOBSON COMMUNICATIONS CORP	CL A	86/12/31-03/12/31	7/16/2003	2,028 91	2,170 00	(141 09)
1,660 00	DOLLAR THRIFTY AUTOMOTIVE GRP	COM	86/12/31-03/12/31	7/14/2003	35,439 50	35,092 40	347 10
200 00	DOMINION HOMES INC	COM	86/12/31-03/12/31	7/14/2003	4,973 56	4,890 00	83 56
280 00	DOMINION HOMES INC	COM	86/12/31-03/12/31	7/16/2003	6,571 29	6,846 00	(274 71)
190 00	DOMINION RES BLACK WARRIOR TR	UNIT BEN INT	86/12/31-03/12/31	7/14/2003	5,344 19	5,310 50	33 69
690 00	DOT HILL SYSTEMS CORP	COM	86/12/31-03/12/31	7/14/2003	11,599 94	11,329 80	270 14
4 800 00	DOUBLECLICK INC	COM	86/12/31-03/12/31	7/14/2003	53,612 52	52,752 00	860 52
200 00	DOUBLECLICK INC	COM	86/12/31-03/12/31	7/15/2003	2,183 89	2,198 00	(14 11)
1,150 00	DOUBLECLICK INC	COM	86/12/31-03/12/31	7/16/2003	12,321 44	12,638 50	(317 06)
1,200 00	DOVER DOWNS GAMING + ENMT INC	COM	86/12/31-03/12/31	7/14/2003	12,008 19	12,120 00	(111 81)
100 00	DOVER DOWNS GAMING + ENMT INC	COM	86/12/31-03/12/31	7/15/2003	1,000 95	1,010 00	(9 05)
310 00	DOVER DOWNS GAMING + ENMT INC	COM	86/12/31-03/12/31	7/16/2003	3,087 45	3,131 00	(43 55)
400 00	DOWNEY FINL CORP	COM	86/12/31-03/12/31	7/14/2003	17,520 77	17,192 00	328 77
210 00	DOWNEY FINL CORP	COM	86/12/31-03/12/31	7/16/2003	9,079 97	9,025 80	54 17
2,730 00	DRESS BARN INC	COM	86/12/31-03/12/31	7/14/2003	35,514 27	35,544 60	(30 33)
100 00	DREW INDS INC NEW		86/12/31-03/12/31	7/14/2003	1,831 81	1,836 00	(4 19)
2,140 00	DUCOMMUN INC DEL	COM	86/12/31-03/12/31	7/14/2003	31,881 72	31,821 80	59 92
2,480 00	DURA AUTOMOTIVE SYS INC	COM	86/12/31-03/12/31	7/14/2003	28,080 22	27,900 00	180 22
390 00	DUPONT PHOTOMASKS INC	COM	86/12/31-03/12/31	7/14/2003	8,894 62	8,615 10	279 52
600 00	DYNAMICS RESH CORP	COM	86/12/31-03/12/31	7/14/2003	9,317 08	9,600 00	(282 92)
230 00	DYNAMICS RESH CORP	COM	86/12/31-03/12/31	7/16/2003	3,815 43	3,880 00	(64 57)
600 00	E LOAN INC	COM	86/12/31-03/12/31	7/14/2003	4,145 80	3,954 00	191 80
220 00	E LOAN INC	COM	86/12/31-03/12/31	7/16/2003	1,410 13	1,449 80	(39 67)
100 00	EMS TECHNOLOGIES INC	COM	86/12/31-03/12/31	7/14/2003	1,820 32	1,570 00	50 32
100 00	EMS TECHNOLOGIES INC	COM	86/12/31-03/12/31	7/15/2003	1,578 92	1,570 00	8 92
140 00	EMS TECHNOLOGIES INC	COM	86/12/31-03/12/31	7/16/2003	2,263 69	2,198 00	65 69
1,160 00	EPIX MED INC	COM	86/12/31-03/12/31	7/14/2003	21,810 24	21,065 60	544 64
1,400 00	E PIPHANY INC	COM	86/12/31-03/12/31	7/14/2003	7,915 22	7,658 00	257 22
100 00	E PIPHANY INC	COM	86/12/31-03/12/31	7/15/2003	542 97	547 00	(4 03)
180 00	E PIPHANY INC	COM	86/12/31-03/12/31	7/16/2003	962 95	984 60	(21 65)
4,500 00	ESS TECHNOLOGY INC	COM	86/12/31-03/12/31	7/14/2003	46,368 97	45,540 00	828 97
100 00	ESS TECHNOLOGY INC	COM	86/12/31-03/12/31	7/15/2003	1,012 95	1,012 00	9 95
610 00	ESS TECHNOLOGY INC	COM	86/12/31-03/12/31	7/16/2003	6,099 59	6,173 20	(73 61)
5,570 00	EARTHLINK INC	COM	86/12/31-03/12/31	7/14/2003	44,557 34	43,167 50	1,389 84

THE ROCKEFELLER FOUNDATION
EMPLOYEE ID NO 13-1659629
GAIN AND LOSSES ON TAXABLE INVESTMENTS
FOR YEAR 2003

Shares/Par Value	Security Name	Security Description	Date Bought	Date Sold	Proceeds	Cost	Realized Gain/Loss
2,300.00	EAST WEST BANCORP INC	COM	86/12/31-03/12/31	7/14/2003	88,017.10	86,894.00	1,123.10
100.00	EAST WEST BANCORP INC	COM	86/12/31-03/12/31	7/15/2003	3,774.82	3,778.00	(3.18)
230.00	EAST WEST BANCORP INC	COM	86/12/31-03/12/31	7/16/2003	8,589.40	8,689.40	(120.00)
1,100.00	ECLIPSYS CORP	COM	86/12/31-03/12/31	7/14/2003	12,762.81	12,320.00	442.81
270.00	ECLIPSYS CORP	COM	86/12/31-03/12/31	7/16/2003	3,226.34	3,024.00	202.34
2,000.00	EFUNDS CORP	COM	86/12/31-03/12/31	7/14/2003	24,351.25	24,200.00	151.25
100.00	EFUNDS CORP	COM	86/12/31-03/12/31	7/15/2003	1,202.94	1,210.00	(7.06)
310.00	EFUNDS CORP	COM	86/12/31-03/12/31	7/16/2003	3,707.42	3,751.00	(43.58)
2,000.00	EL PASO ELEC CO	COM NEW	86/12/31-03/12/31	7/14/2003	24,720.84	24,800.00	(79.16)
100.00	EL PASO ELEC CO	COM NEW	86/12/31-03/12/31	7/15/2003	1,221.94	1,240.00	(18.06)
580.00	EL PASO ELEC CO	COM NEW	86/12/31-03/12/31	7/16/2003	7,063.65	7,192.00	(128.35)
100.00	ELECTRO RENT	COM	86/12/31-03/12/31	7/14/2003	1,132.34	1,136.00	(3.66)
230.00	ELECTRO RENT	COM	86/12/31-03/12/31	7/16/2003	2,624.17	2,612.80	11.37
3,400.00	ELETRONICS FOR IMAGING INC		86/12/31-03/12/31	7/14/2003	72,357.44	70,754.00	1,603.44
1,410.00	ELETRONICS FOR IMAGING INC		86/12/31-03/12/31	7/15/2003	29,729.31	29,342.10	387.21
9,400.00	EMCOR GROUP INC	COM	86/12/31-03/12/31	7/17/2003	460,976.00	471,775.66	(10,799.66)
700.00	EMMIS COMMUNICATIONS CORP	CL A	86/12/31-03/12/31	7/14/2003	15,637.54	15,085.00	552.54
150.00	ENCORE WIRE CORP		86/12/31-03/12/31	7/14/2003	1,695.27	1,755.00	(59.73)
840.00	ENDO PHARMACEUTICALS HLDGS	COM	86/12/31-03/12/31	7/14/2003	13,425.51	13,818.00	(392.49)
100.00	ENERGY CONVERSION DEVICES INC	COM	86/12/31-03/12/31	7/14/2003	999.40	1,012.00	(12.60)
290.00	ENERGY CONVERSION DEVICES INC	COM	86/12/31-03/12/31	7/16/2003	2,928.86	2,934.80	(5.94)
3,340.00	ENERGEN CORP	COM	86/12/31-03/12/31	7/14/2003	111,452.57	111,723.00	(270.43)
600.00	ENERGY PARTNERS LTD	OC COM	86/12/31-03/12/31	7/14/2003	6,402.11	6,582.00	(179.89)
100.00	ENERGY PARTNERS LTD	OC COM	86/12/31-03/12/31	7/15/2003	1,054.95	1,097.00	(42.05)
180.00	ENERGY PARTNERS LTD	OC COM	86/12/31-03/12/31	7/16/2003	1,685.52	1,755.20	(69.68)
680.00	ENGINEERED SUPPORT SYS INC	COM	86/12/31-03/12/31	7/14/2003	29,828.08	29,462.40	365.68
700.00	ENNIS BUSINESS FORMS INC	COM	86/12/31-03/12/31	7/14/2003	10,475.28	10,458.00	17.28
250.00	ENNIS BUSINESS FORMS INC	COM	86/12/31-03/12/31	7/16/2003	3,737.32	3,735.00	2.32
410.00	ENPRO INDS INC	COM	86/12/31-03/12/31	7/14/2003	4,121.74	4,079.50	42.24
1,950.00	ENTEGRIS INC	COM	86/12/31-03/12/31	7/14/2003	27,123.81	26,754.00	369.81
6,820.00	ENTERASYS NETWORKS INC	COM	86/12/31-03/12/31	7/14/2003	26,453.53	26,529.80	(76.27)
200.00	ENTRUST INC	COM	86/12/31-03/12/31	7/14/2003	735.78	706.20	29.58
320.00	ENTRUST INC	COM	86/12/31-03/12/31	7/16/2003	1,070.53	1,129.92	(59.39)
1,500.00	ENZON PHARMACEUTICALS INC	COM	86/12/31-03/12/31	7/14/2003	19,459.03	19,820.00	(360.97)
100.00	ENZON PHARMACEUTICALS INC	COM	86/12/31-03/12/31	7/15/2003	1,259.94	1,308.00	(48.06)
200.00	ENZON PHARMACEUTICALS INC	COM	86/12/31-03/12/31	7/16/2003	2,501.88	2,616.00	(114.12)
2,950.00	ERESEARCHTECHNOLOGY INC	COM	86/12/31-03/12/31	7/14/2003	80,180.49	78,995.00	3,185.49
200.00	ESCO TECHNOLOGIES INC	COM	86/12/31-03/12/31	7/14/2003	9,345.36	8,990.00	355.36
220.00	ESCO TECHNOLOGIES INC	COM	86/12/31-03/12/31	7/16/2003	10,117.32	9,889.00	228.32
2,280.00	ESPEED INC	CL A	86/12/31-03/12/31	7/14/2003	43,481.14	45,030.00	(1,548.86)
300.00	ESPERION THERAPEUTICS	COM	86/12/31-03/12/31	7/14/2003	5,959.01	6,024.00	(64.99)
100.00	ESPERION THERAPEUTICS	COM	86/12/31-03/12/31	7/15/2003	1,988.91	2,008.00	(21.09)
2,200.00	ESTERLINE TECHNOLOGIES CORP	COM	86/12/31-03/12/31	7/14/2003	40,692.81	39,930.00	762.81
100.00	ESTERLINE TECHNOLOGIES CORP	COM	86/12/31-03/12/31	7/15/2003	1,872.91	1,815.00	57.91
670.00	ESTERLINE TECHNOLOGIES CORP	COM	86/12/31-03/12/31	7/16/2003	12,700.72	12,160.50	540.22
14,600.00	ETHAN ALLEN INTERIORS INC	COM	86/12/31-03/12/31	7/17/2003	519,030.00	523,718.06	(4,688.06)
940.00	EUNIVERSE INC	COM	86/12/31-03/12/31	9/2/2003	1,170.25	3,402.80	(2,232.55)
800.00	EURONET WORLDWIDE INC	COM	86/12/31-03/12/31	7/14/2003	10,319.91	10,200.00	119.91
210.00	EURONET WORLDWIDE INC	COM	86/12/31-03/12/31	7/16/2003	2,671.07	2,677.50	(6.43)
7,800.00	EVERGREEN RESOURCES	COM	86/12/31-03/12/31	7/17/2003	393,800.00	408,060.12	(14,260.12)
400.00	EXACT SCIENCES CORP	COM	86/12/31-03/12/31	7/14/2003	5,449.54	5,000.00	449.54
250.00	EXACT SCIENCES CORP	COM	86/12/31-03/12/31	7/16/2003	3,344.84	3,125.00	219.84
400.00	EXAR CORP	COM	86/12/31-03/12/31	7/14/2003	7,083.26	6,889.00	195.26
2,110.00	EXELIXIS INC	COM	86/12/31-03/12/31	7/14/2003	19,323.74	18,947.80	375.94
200.00	EXPLORATION CO	COM NEW	86/12/31-03/12/31	7/14/2003	880.75	878.00	2.75
280.00	EXPLORATION CO	COM NEW	86/12/31-03/12/31	7/16/2003	1,117.94	1,141.40	(23.46)
11,680.00	EXPRESSJET HOLDINGS INC	COM	86/12/31-03/12/31	7/14/2003	180,621.90	177,688.00	2,933.90
100.00	FBL FINL GROUP INC	CL A	86/12/31-03/12/31	7/14/2003	2,198.26	2,161.00	37.26
280.00	FBL FINL GROUP INC	CL A	86/12/31-03/12/31	7/16/2003	6,151.31	6,134.80	16.51
200.00	FEI CO	COM	86/12/31-03/12/31	7/14/2003	4,273.59	4,186.00	87.59
80.00	FMC CORP	COM NEW	86/12/31-03/12/31	7/14/2003	1,880.23	1,884.00	(3.77)
170.00	FMC TECHNOLOGIES INC	COM	86/12/31-03/12/31	7/14/2003	3,508.51	3,525.80	(17.29)
510.00	FSI INTL INC		86/12/31-03/12/31	7/14/2003	2,380.20	2,335.29	44.91
130.00	FTD INC	CL A	86/12/31-03/12/31	7/14/2003	3,095.37	3,126.50	(31.13)
240.00	FARGO ELECTRONICS INC	COM	86/12/31-03/12/31	7/14/2003	2,447.04	2,510.40	(63.36)
20.00	FARMER BROS CO	COM	86/12/31-03/12/31	7/14/2003	6,943.16	6,990.00	(46.84)
600.00	F5 NETWORKS INC	COM	86/12/31-03/12/31	7/14/2003	10,841.91	10,314.00	527.91
190.00	F5 NETWORKS INC	COM	86/12/31-03/12/31	7/16/2003	3,359.04	3,266.10	92.94
200.00	FIDELITY BANKSHARES INC NEW	COM	86/12/31-03/12/31	7/14/2003	4,564.58	4,588.00	(23.42)
280.00	FIDELITY BANKSHARES INC NEW	COM	86/12/31-03/12/31	7/16/2003	6,459.30	6,423.20	36.10
390.00	FIDELITY NATL INFO SOLUTIONS	COM	86/12/31-03/12/31	7/14/2003	10,399.06	10,553.40	(154.34)
150.00	FILENET CORP		86/12/31-03/12/31	7/14/2003	2,743.48	2,697.00	46.48
1,620.00	FINDWHAT COM	COM	86/12/31-03/12/31	7/14/2003	38,560.00	37,243.80	2,316.20
500.00	FINLAY ENTERPRISES INC	COM NEW	86/12/31-03/12/31	7/14/2003	8,198.71	8,250.00	(51.29)
230.00	FINLAY ENTERPRISES INC	COM NEW	86/12/31-03/12/31	7/16/2003	3,755.72	3,795.00	(39.28)
3,380.00	FINISH LINE INC	CL A	86/12/31-03/12/31	7/14/2003	80,331.73	78,421.80	3,909.93
3,240.00	FIRST BANCORP P R	COM	86/12/31-03/12/31	7/14/2003	95,718.07	94,188.80	1,529.27
70.00	FIRST CTZNS BANCSHARES INC N C		86/12/31-03/12/31	7/14/2003	7,346.44	7,304.50	41.94
1,000.00	FIRST COMWLTN FINL CORP PA	COM	86/12/31-03/12/31	7/14/2003	13,389.37	13,290.00	99.37
200.00	FIRST COMWLTN FINL CORP PA	COM	86/12/31-03/12/31	7/15/2003	2,683.87	2,658.00	25.87
430.00	FIRST COMWLTN FINL CORP PA	COM	86/12/31-03/12/31	7/16/2003	5,731.93	5,714.70	17.23
440.00	FIRST CMNTY BANCORP CALIF	COM	86/12/31-03/12/31	7/14/2003	13,716.73	13,622.40	94.33
510.00	FIRST ESSEX BANCORP INC	COM	86/12/31-03/12/31	7/14/2003	24,512.87	24,480.00	32.87
500.00	FIRST MIDWEST BANCORP INC DEL	COM	86/12/31-03/12/31	7/14/2003	14,861.30	14,650.00	211.30
100.00	FIRST MIDWEST BANCORP INC DEL	COM	86/12/31-03/12/31	7/15/2003	2,954.86	2,930.00	24.86

THE ROCKEFELLER FOUNDATION
EMPLOYEE ID NO 13-1859629
GAIN AND LOSSES ON TAXABLE INVESTMENTS
FOR YEAR 2003

Shares/Par Value	Security Name	Security Description	Date Bought	Date Sold	Proceeds	Cost	Realized Gain/Loss
160 00	FIRST MIDWEST BANCORP INC DEL	COM	86/12/31-03/12/31	7/16/2003	4,764 58	4,688 00	76 58
120 00	FIRST NIAGARA FINL GROUP INC	COM	86/12/31-03/12/31	7/14/2003	1,734 99	1,737 60	(2 61)
100 00	FIRST OAK BROOK BANCSHARES INC	CL A COM	86/12/31-03/12/31	7/14/2003	3,488 24	3,486 00	2 24
200 00	FIRST PL FINL CORP DEL	COM	86/12/31-03/12/31	7/14/2003	3,765 62	3,850 00	(84 38)
120 00	FIRST ST BANCORPORATION	COM	86/12/31-03/12/31	7/14/2003	3,342 52	3,324 00	18 52
260 00	1ST SOURCE CORP	COM	86/12/31-03/12/31	7/14/2003	5,265 58	5,304 00	(38 42)
110 00	FIRST YRS INC	COM	86/12/31-03/12/31	7/14/2003	1,375 67	1,372 80	2 87
50 00	FIRSTBANK CORP MI	COM	86/12/31-03/12/31	7/14/2003	1,635 12	1,624 50	10 62
2,640 00	FIRSTFED FINL CORP DEL	COM	86/12/31-03/12/31	7/14/2003	98,210 79	98,788 80	(578 01)
210 00	FIRSTFED AMER BANCORP INC	COM	86/12/31-03/12/31	7/14/2003	7,839 88	7,891 80	(51 92)
8,730 00	FLAGSTAR BANCORP INC	COM	86/12/31-03/12/31	7/14/2003	201,841 24	199,917 00	1,924 24
920 00	FLOWERS FOODS INC	COM	86/12/31-03/12/31	7/14/2003	19,394 99	19,292 40	102 59
600 00	FLOWERVE CORP	COM	86/12/31-03/12/31	7/14/2003	11,550 83	11,466 00	84 83
180 00	FLOWERVE CORP	COM	86/12/31-03/12/31	7/16/2003	3,432 43	3,439 80	(7 37)
800 00	FLUSHING FINL CORP	COM	86/12/31-03/12/31	7/14/2003	17,865 41	17,640 00	25 41
100 00	FLUSHING FINL CORP	COM	86/12/31-03/12/31	7/15/2003	2,205 90	2,205 00	0 90
250 00	FLUSHING FINL CORP	COM	86/12/31-03/12/31	7/16/2003	5,532 24	5,512 50	19 74
3,000 00	FOOTSTAR INC	COM	86/12/31-03/12/31	7/14/2003	34,768 36	38,300 00	(1,531 64)
100 00	FOOTSTAR INC	COM	86/12/31-03/12/31	7/15/2003	1,137 94	1,210 00	(72 06)
700 00	FOOTSTAR INC	COM	86/12/31-03/12/31	7/16/2003	7,928 59	8,470 00	(541 41)
27,600 00	FOREST OIL CORP	COM PAR 0 01	86/12/31-03/12/31	7/17/2003	632,592 00	651,081 24	(18,489 24)
1,910 00	FOUNDRY NETWORKS INC	COM	86/12/31-03/12/31	7/14/2003	33,727 29	32,336 30	1,390 99
2,000 00	FREEMARKETS INC	COM	86/12/31-03/12/31	7/14/2003	15,398 27	14,740 00	658 27
220 00	FREEMARKETS INC	COM	86/12/31-03/12/31	7/16/2003	1,740 11	1,621 40	118 71
5,650 00	FREMONT GEN CORP	COM	86/12/31-03/12/31	7/14/2003	89,656 77	88,388 50	3,268 27
6,120 00	FRIEDMAN BILLINGS RAMSEY GROUP	CL A	86/12/31-03/12/31	7/14/2003	94,097 31	92,473 20	1,624 11
1,100 00	FRONTIER AIRLS INC NEW	COM	86/12/31-03/12/31	7/14/2003	14,158 75	14,003 00	155 75
100 00	FRONTIER AIRLS INC NEW	COM	86/12/31-03/12/31	7/15/2003	1,256 94	1,273 00	(16 06)
600 00	FRONTIER AIRLS INC NEW	COM	86/12/31-03/12/31	7/16/2003	7,684 61	7,638 00	46 61
200 00	FRONTIER FINL CORP WA	CDT COM	86/12/31-03/12/31	7/14/2003	6,000 61	6,060 00	(59 39)
210 00	FRONTIER FINL CORP WA	CDT COM	86/12/31-03/12/31	7/16/2003	6,345 90	6,363 00	(17 10)
5,100 00	FRONTIER OIL CORP	COM	86/12/31-03/12/31	7/14/2003	80,214 64	80,070 00	144 64
200 00	FRONTIER OIL CORP	COM	86/12/31-03/12/31	7/15/2003	3,109 85	3,140 00	(30 15)
2,230 00	FULLER H B CO	COM	86/12/31-03/12/31	7/14/2003	50,898 70	51,111 60	(212 90)
90 00	GA FINL INC	COM	86/12/31-03/12/31	7/14/2003	2,292 55	2,304 00	(11 45)
1,100 00	GBC BANCORP CALIF	COM	86/12/31-03/12/31	7/14/2003	42,986 86	42,680 00	306 86
100 00	GBC BANCORP CALIF	COM	86/12/31-03/12/31	7/15/2003	3,939 81	3,880 00	59 81
310 00	GBC BANCORP CALIF	COM	86/12/31-03/12/31	7/16/2003	12,320 80	12,028 00	292 80
500 00	GADZOOKS INC	COM	86/12/31-03/12/31	7/14/2003	3,544 83	3,540 00	4 83
170 00	GADZOOKS INC	COM	86/12/31-03/12/31	7/16/2003	1,150 84	1,203 60	(52 76)
200 00	GARDNER DENVER INC	COM	86/12/31-03/12/31	7/14/2003	4,398 59	4,368 00	30 59
100 00	GARDNER DENVER INC	COM	86/12/31-03/12/31	7/15/2003	2,166 90	2,184 00	(17 10)
160 00	GARDNER DENVER INC	COM	86/12/31-03/12/31	7/16/2003	3,487 84	3,494 40	(6 56)
1,400 00	GARTNER INC	CL A	86/12/31-03/12/31	7/14/2003	11,680 05	11,368 00	292 05
300 00	GARTNER INC	CL A	86/12/31-03/12/31	7/16/2003	2,436 88	2,436 00	127 88
1,130 00	GEN PROBE INC NEW	COM	86/12/31-03/12/31	7/14/2003	55,408 65	54,468 00	942 65
600 00	GENE LOGIC	COM	86/12/31-03/12/31	7/14/2003	3,568 09	3,522 00	46 09
250 00	GENE LOGIC	COM	86/12/31-03/12/31	7/16/2003	1,429 93	1,467 50	(37 57)
360 00	GENENCOR INTL INC	COM	86/12/31-03/12/31	7/14/2003	6,140 09	6,066 00	74 09
4,800 00	GENERALE CABLE CORP DEL NEW	COM	86/12/31-03/12/31	7/14/2003	28,663 77	29,232 00	(568 23)
100 00	GENERALE CABLE CORP DEL NEW	COM	86/12/31-03/12/31	7/15/2003	586 97	609 00	(22 03)
990 00	GENERALE CABLE CORP DEL NEW	COM	86/12/31-03/12/31	7/16/2003	5,869 43	6,029 10	(159 67)
2,960 00	GENERAL COMMUNICATION INC	CL A	86/12/31-03/12/31	7/14/2003	25,762 04	25,781 60	(19 56)
100 00	GENESEE + WYO INC	CL A	86/12/31-03/12/31	7/14/2003	2,182 29	2,188 00	(5 71)
210 00	GENESEE + WYO INC	CL A	86/12/31-03/12/31	7/16/2003	4,592 48	4,594 80	(2 32)
6,120 00	GENESIS MICROCHIP INC DEL	COM	86/12/31-03/12/31	7/14/2003	96,483 39	91,126 80	5,356 59
18,700 00	GENLYTE GROUP INC	COM	86/12/31-03/12/31	7/17/2003	590,011 00	607,386 90	(17,385 90)
2,010 00	GENTA INC	COM NEW	86/12/31-03/12/31	7/14/2003	27,051 52	28,923 90	(1,872 38)
1,490 00	GENTIVA HEALTH SVCS INC	COM	86/12/31-03/12/31	7/14/2003	14,345 19	14,378 50	(33 31)
490 00	GEORGIA GULF CORP	COM	86/12/31-03/12/31	7/14/2003	10,234 69	10,255 70	(21 01)
300 00	GEVITY HR INC	COM	86/12/31-03/12/31	7/14/2003	4,152 01	4,014 00	138 01
100 00	GEVITY HR INC	COM	86/12/31-03/12/31	7/15/2003	1,362 94	1,338 00	24 94
400 00	GLADSTONE CAP CORP	COM	86/12/31-03/12/31	7/14/2003	7,604 76	7,600 00	4 76
100 00	GLADSTONE CAP CORP	COM	86/12/31-03/12/31	7/15/2003	1,873 01	1,900 00	(26 99)
140 00	GLADSTONE CAP CORP	COM	86/12/31-03/12/31	7/16/2003	2,652 87	2,660 00	(7 13)
800 00	GLATFELTER	COM	86/12/31-03/12/31	7/14/2003	11,873 68	12,056 00	(182 32)
100 00	GLATFELTER	COM	86/12/31-03/12/31	7/15/2003	1,481 93	1,507 00	(25 07)
310 00	GLATFELTER	COM	86/12/31-03/12/31	7/16/2003	4,608 67	4,671 70	(63 03)
270 00	GLOBAL INDUSTRIES INC	COM	86/12/31-03/12/31	7/14/2003	1,330 22	1,339 20	(8 98)
3,590 00	GLOBAL IMAGING SYS INC	COM	86/12/31-03/12/31	7/14/2003	86,204 43	86,052 30	152 13
3,470 00	GLOBAL PWR EQUIP GROUP INC	COM	86/12/31-03/12/31	7/14/2003	17,536 55	17,801 10	(264 55)
1,510 00	GOLD BANC CORP INC	COM	86/12/31-03/12/31	7/14/2003	16,367 18	16,504 30	(137 12)
130 00	GOLDEN TELECOM INC	COM	86/12/31-03/12/31	7/14/2003	3,559 95	3,546 40	13 55
370 00	GOODYS FAMILY CLOTHING INC	COM	86/12/31-03/12/31	7/14/2003	3,325 10	3,348 50	(23 40)
500 00	GRACE W R + CO DEL NEW	COM	86/12/31-03/12/31	7/14/2003	1,781 91	1,850 00	(68 09)
100 00	GRACE W R + CO DEL NEW	COM	86/12/31-03/12/31	7/15/2003	371 98	370 00	1 98
140 00	GRACE W R + CO DEL NEW	COM	86/12/31-03/12/31	7/16/2003	496 97	518 00	(21 03)
4,730 00	GRACO INC	COM	86/12/31-03/12/31	7/14/2003	162,050 71	159,164 50	2,886 21
200 00	GRANITE CONSTR INC	COM	86/12/31-03/12/31	7/14/2003	4,133 60	4,072 00	61 60
320 00	GRANITE CONSTR INC	COM	86/12/31-03/12/31	7/16/2003	6,610 09	6,515 20	94 89
1,100 00	GRAPHIC PACKAGING INTL CORP	COM	86/12/31-03/12/31	7/14/2003	5,877 13	6,160 00	(282 87)
100 00	GRAPHIC PACKAGING INTL CORP	COM	86/12/31-03/12/31	7/15/2003	493 98	560 00	(66 02)
160 00	GRAPHIC PACKAGING INTL CORP	COM	86/12/31-03/12/31	7/16/2003	787 16	896 00	(108 84)
140 00	GRAY TELEVISION INC	CL A	86/12/31-03/12/31	7/14/2003	1,847 27	1,800 40	46 87
4,550 00	GREAT ATLANTIC + PAC TEA INC	COM	86/12/31-03/12/31	7/14/2003	51,200 11	50,095 50	1,104 61

THE ROCKEFELLER FOUNDATION
EMPLOYEE ID NO 13-1658629
GAIN AND LOSSES ON TAXABLE INVESTMENTS
FOR YEAR 2003

Shares/Par Value	Security Name	Security Description	Date Bought	Date Sold	Proceeds	Cost	Realized Gain/Loss
5,040 00	GREATER BAY BANCORP	COM	86/12/31-03/12/31	7/14/2003	105,015 06	104,932 80	82 26
100 00	GREEN MTN COFFEE ROASTERS	COM	86/12/31-03/12/31	7/14/2003	2,169 29	2,194 00	(24 71)
100 00	GREEN MTN COFFEE ROASTERS	COM	86/12/31-03/12/31	7/15/2003	2,178 90	2,194 00	(15 10)
140 00	GREEN MTN COFFEE ROASTERS	COM	86/12/31-03/12/31	7/16/2003	3,018 25	3,071 60	(53 35)
110 00	GREIF INC	CL A	86/12/31-03/12/31	7/14/2003	2,554 12	2,574 00	(19 88)
3,800 00	GRIFFON CORP	COM	86/12/31-03/12/31	7/14/2003	61,544 19	61,218 00	326 19
220 00	GRIFFON CORP	COM	86/12/31-03/12/31	7/15/2003	3,734 43	3,544 20	190 23
3,400 00	GROUP 1 AUTOMOTIVE INC	COM	86/12/31-03/12/31	7/14/2003	118,426 99	115,498 00	2,928 99
200 00	GROUP 1 SOFTWARE INC NEW	COM	86/12/31-03/12/31	7/14/2003	3,876 58	3,510 00	366 58
100 00	GROUP 1 SOFTWARE INC NEW	COM	86/12/31-03/12/31	7/15/2003	1,895 91	1,755 00	140 91
400 00	CGI GROUPE INC	CL A SUB VTG	86/12/31-03/12/31	7/14/2003	2,409 48	2,356 00	53 48
180 00	CGI GROUPE INC	CL A SUB VTG	86/12/31-03/12/31	7/16/2003	1,047 55	1,060 20	(12 65)
3,940 00	GTECH HLDGS CORP	COM	86/12/31-03/12/31	7/14/2003	157,301 48	153,820 80	3,480 68
500 00	GUILFORD PHARMACEUTICALS INC	COM	86/12/31-03/12/31	7/14/2003	2,357 88	2,385 00	(27 12)
200 00	GUILFORD PHARMACEUTICALS INC	COM	86/12/31-03/12/31	7/16/2003	967 95	954 00	13 95
680 00	GULF IS FABRICATION INC	COM	86/12/31-03/12/31	7/14/2003	11,913 79	12,090 40	(176 61)
1,150 00	GULFMARK OFFSHORE INC	COM	86/12/31-03/12/31	7/14/2003	19,827 17	19,538 50	288 67
250 00	GUNDLE/SLT ENVIRONMENTAL INC	COM	86/12/31-03/12/31	7/14/2003	3,506 33	3,512 50	(6 17)
3,210 00	GYMBOREE CORP	COM	86/12/31-03/12/31	7/14/2003	51,158 90	50,750 10	408 80
160 00	HAIN CELESTIAL GROUP INC	COM	86/12/31-03/12/31	7/14/2003	2,665 12	2,644 80	20 32
4,400 00	HANDLEMAN CO DEL	COM	86/12/31-03/12/31	7/14/2003	73,696 98	70,444 00	3,252 98
2,000 00	HANGER ORTHOPEDIC GROUP	COM NEW	86/12/31-03/12/31	7/14/2003	23,898 87	24,180 00	(281 13)
100 00	HANGER ORTHOPEDIC GROUP	COM NEW	86/12/31-03/12/31	7/15/2003	1,196 94	1,209 00	(12 06)
590 00	HANGER ORTHOPEDIC GROUP	COM NEW	86/12/31-03/12/31	7/16/2003	7,278 95	7,133 10	145 85
800 00	HARBOR FL BANCSHARES INC	COM	86/12/31-03/12/31	7/14/2003	21,734 18	21,856 00	(121 82)
100 00	HARBOR FL BANCSHARES INC	COM	86/12/31-03/12/31	7/15/2003	2,728 87	2,707 00	21 87
260 00	HARBOR FL BANCSHARES INC	COM	86/12/31-03/12/31	7/16/2003	7,048 27	7,038 20	10 07
3,100 00	HARLAND JOHN H CO	COM	86/12/31-03/12/31	7/14/2003	82,855 39	82,770 00	85 39
100 00	HARLAND JOHN H CO	COM	86/12/31-03/12/31	7/15/2003	2,672 87	2,670 00	2 87
770 00	HARLAND JOHN H CO	COM	86/12/31-03/12/31	7/16/2003	21,071 14	20,559 00	512 14
600 00	HARLEYSVILLE GROUP INC	COM	86/12/31-03/12/31	7/14/2003	14,418 70	14,592 00	(173 30)
280 00	HARLEYSVILLE GROUP INC	COM	86/12/31-03/12/31	7/16/2003	6,658 08	6,809 60	(151 52)
1,600 00	HARMONIC INC	COM	86/12/31-03/12/31	7/14/2003	7,237 25	7,424 00	(186 75)
100 00	HARMONIC INC	COM	86/12/31-03/12/31	7/15/2003	437 97	484 00	(28 03)
550 00	HARMONIC INC	COM	86/12/31-03/12/31	7/16/2003	2,422 36	2,552 00	(129 64)
2,270 00	HARSCO CORP	COM	86/12/31-03/12/31	7/14/2003	82,521 07	82,355 60	165 47
200 00	HARVARD BIOSCIENCE INC	COM	86/12/31-03/12/31	7/14/2003	849 75	918 00	(68 25)
230 00	HARVARD BIOSCIENCE INC	COM	86/12/31-03/12/31	7/16/2003	947 55	1,055 70	(108 15)
1,600 00	HAVERTY FURNITURE COS INC	COM	86/12/31-03/12/31	7/14/2003	26,056 21	25,888 00	168 21
100 00	HAWTHORNE FINL CORP	COM	86/12/31-03/12/31	7/14/2003	3,712 32	3,735 00	(22 68)
210 00	HAWTHORNE FINL CORP	COM	86/12/31-03/12/31	7/16/2003	7,761 24	7,843 50	(82 26)
1,730 00	HEALTH THTRONICS INC	COM	86/12/31-03/12/31	7/14/2003	17,930 25	17,648 00	284 25
150 00	HEICO CORP NEW	COM	86/12/31-03/12/31	7/14/2003	1,817 01	1,818 00	(0 99)
340 00	HERLEY INDUSTRIES INC	COM	86/12/31-03/12/31	7/14/2003	6,053 89	6,052 00	1 89
200 00	HEXCEL CORP NEW	COM	86/12/31-03/12/31	7/14/2003	841 76	840 00	1 76
270 00	HEXCEL CORP NEW	COM	86/12/31-03/12/31	7/16/2003	1,150 15	1,134 00	16 15
350 00	HI / FN INC	COM	86/12/31-03/12/31	7/14/2003	3,257 29	3,258 50	(1 21)
50 00	HIBBETT SPORTING GOODS INC	COM	86/12/31-03/12/31	7/14/2003	1,656 62	1,649 00	7 62
1,720 00	HOLLY CORP	COM PAR 0 01	86/12/31-03/12/31	7/14/2003	48,801 82	48,332 00	469 82
5,220 00	HOLLYWOOD ENTMT CORP	COM	86/12/31-03/12/31	7/14/2003	95,086 19	94,847 40	238 79
4,110 00	HOOPER HOLMES INC	COM	86/12/31-03/12/31	7/14/2003	29,256 89	29,550 90	(294 01)
1,880 00	HORIZON OFFSHORE INC	COM	86/12/31-03/12/31	7/14/2003	8,085 49	8,422 40	(336 91)
170 00	HORIZON ORGANIC HLDG CORP	OC COM	86/12/31-03/12/31	7/14/2003	4,028 39	4,032 40	(4 01)
1,100 00	HOUSTON EXPL CO	COM	86/12/31-03/12/31	7/14/2003	36,674 70	37,028 00	(353 30)
100 00	HOUSTON EXPL CO	COM	86/12/31-03/12/31	7/15/2003	3,277 84	3,368 00	(90 16)
330 00	HOUSTON EXPL CO	COM	86/12/31-03/12/31	7/16/2003	10,838 18	11,107 80	(269 62)
2,950 00	HOVNIANIAN ENTERPRISES INC	CL A	86/12/31-03/12/31	7/14/2003	176,130 06	172,162 00	3,968 06
5,000 00	HUDSON UTD BANCORP	COM	86/12/31-03/12/31	7/14/2003	175,965 75	174,900 00	1,065 75
100 00	HUDSON UTD BANCORP	COM	86/12/31-03/12/31	7/15/2003	3,493 83	3,498 00	(4 17)
310 00	HUDSON UTD BANCORP	COM	86/12/31-03/12/31	7/16/2003	10,839 38	10,843 80	(4 42)
3,500 00	HUGHES SUPPLY INC	COM	86/12/31-03/12/31	7/14/2003	126,264 98	123,585 00	2,679 98
100 00	HUGHES SUPPLY INC	COM	86/12/31-03/12/31	7/15/2003	3,593 83	3,531 00	62 83
320 00	HUGHES SUPPLY INC	COM	86/12/31-03/12/31	7/16/2003	11,526 05	11,289 20	236 85
200 00	HUMBOLDT BANCORP	CDT COM	86/12/31-03/12/31	7/14/2003	2,897 76	2,966 00	(68 24)
100 00	HUMBOLDT BANCORP	CDT COM	86/12/31-03/12/31	7/15/2003	1,424 25	1,483 00	(58 75)
240 00	HUMBOLDT BANCORP	CDT COM	86/12/31-03/12/31	7/16/2003	3,580 63	3,559 20	21 43
50 00	HUTCHINSON TECHNOLOGY INC	COM	86/12/31-03/12/31	7/14/2003	1,792 81	1,745 00	47 81
6,080 00	ICN PHARMACEUTICALS INC	COM	86/12/31-03/12/31	7/14/2003	102,130 09	101,900 80	229 29
8,800 00	IDT CORP	COM	86/12/31-03/12/31	7/17/2003	160,160 00	158,457 28	1,702 72
9,000 00	IDT CORP	CL B	86/12/31-03/12/31	7/17/2003	164,340 00	162,129 22	2,210 78
2,210 00	HYPERION SOLUTIONS CORP	COM	86/12/31-03/12/31	7/14/2003	75,479 89	74,565 40	914 49
200 00	HYPERION SOLUTIONS CORP	COM	86/12/31-03/12/31	7/15/2003	8,855 67	8,748 00	107 67
200 00	HYPERION SOLUTIONS CORP	COM	86/12/31-03/12/31	7/16/2003	6,409 70	6,748 00	(338 30)
20,100 00	IHOP CORP NEW	COM	86/12/31-03/12/31	7/17/2003	682,596 00	684,322 59	(1,726 59)
220 00	ITLA CAP CORP	COM	86/12/31-03/12/31	7/14/2003	9,849 13	9,950 60	(101 47)
6,730 00	ITT EDL SVCS INC	COM	86/12/31-03/12/31	7/14/2003	208,032 72	212,196 90	(4,164 18)
500 00	IXIA	COM	86/12/31-03/12/31	7/14/2003	4,034 31	4,025 00	9 31
210 00	IBERIABANK CORP	COM	86/12/31-03/12/31	7/14/2003	10,893 17	10,598 49	294 68
200 00	IDINE REWARDS NETWORK INC	COM	86/12/31-03/12/31	7/14/2003	3,178 65	3,200 00	(21 35)
300 00	IDINE REWARDS NETWORK INC	COM	86/12/31-03/12/31	7/15/2003	4,540 28	4,800 00	(259 72)
40 00	IDINE REWARDS NETWORK INC	COM	86/12/31-03/12/31	7/16/2003	579 97	640 00	(60 03)
620 00	IDEXX LABS INC	COM	86/12/31-03/12/31	7/14/2003	29,488 68	28,643 00	845 68
1,200 00	IDENTIX INC	COM	86/12/31-03/12/31	7/14/2003	7,922 62	8,028 00	(105 38)
100 00	IDENTIX INC	COM	86/12/31-03/12/31	7/15/2003	647 96	689 00	(21 04)
670 00	IDENTIX INC	COM	86/12/31-03/12/31	7/16/2003	4,325 98	4,482 30	(156 32)

THE ROCKEFELLER FOUNDATION
EMPLOYEE ID NO 13-1659629
GAIN AND LOSSES ON TAXABLE INVESTMENTS
FOR YEAR 2003

Shares/Par Value	Security Name	Security Description	Date Bought	Date Sold	Proceeds	Cost	Realized Gain/Loss
1,580 00	ILEX ONCOLOGY INC	COM	86/12/31-03/12/31	7/14/2003	32,286 10	31,284 00	1,002 10
920 00	IMCLONE SYS INC	COM	86/12/31-03/12/31	7/14/2003	-32,834 92	31,868 80	966 12
1,600 00	IMAGISTICS INTL INC	COM	86/12/31-03/12/31	7/14/2003	46,873 16	46,240 00	633 16
100 00	IMAGISTICS INTL INC	COM	86/12/31-03/12/31	7/15/2003	2,898 88	2,890 00	8 88
600 00	IMAGISTICS INTL INC	COM	86/12/31-03/12/31	7/16/2003	17,375 18	17,340 00	35 18
200 00	IMMUCOR CORP	COM	86/12/31-03/12/31	7/14/2003	4,670 58	4,650 00	20 58
100 00	IMMUCOR CORP	COM	86/12/31-03/12/31	7/15/2003	2,296 89	2,325 00	(28 11)
130 00	IMMUCOR CORP	COM	86/12/31-03/12/31	7/16/2003	2,725 97	3,022 50	(296 53)
700 00	IMMUNOGEN INC	COM	86/12/31-03/12/31	7/14/2003	3,044 64	3,094 00	(49 36)
290 00	IMMUNOGEN INC	COM	86/12/31-03/12/31	7/16/2003	1,209 24	1,281 80	(72 56)
1,060 00	IMPAX LABORATORIES INC	COM	86/12/31-03/12/31	7/14/2003	12,670 00	12,296 00	374 00
1,850 00	IMMUNOMEDICS INC	COM	86/12/31-03/12/31	7/14/2003	12,836 73	12,580 00	256 73
1,480 00	INAMED CORP	COM	86/12/31-03/12/31	7/14/2003	84,175 34	84,360 00	(184 66)
2,700 00	INCYTE CORP	COM	86/12/31-03/12/31	7/14/2003	16,924 96	16,335 00	589 96
230 00	INCYTE CORP	COM	86/12/31-03/12/31	7/16/2003	1,388 83	1,391 50	(4 67)
2,730 00	INDEPENDENCE CMNTY BK CORP	COM	86/12/31-03/12/31	7/14/2003	84,802 92	81,872 70	2,930 22
200 00	INDEPENDENT BK CORP MASS		86/12/31-03/12/31	7/14/2003	4,981 56	4,988 00	(6 44)
250 00	INDEPENDENT BK CORP MASS		86/12/31-03/12/31	7/16/2003	6,207 20	6,235 00	(27 80)
1,000 00	INDEPENDENT BK CORP MI	COM	86/12/31-03/12/31	7/14/2003	26,787 74	26,400 00	387 74
1,890 00	INDEVUS PHARMACEUTICALS INC	COM	86/12/31-03/12/31	7/14/2003	10,694 24	10,602 90	91 34
250 00	INET TECHNOLOGIES INC	COM	86/12/31-03/12/31	7/14/2003	2,714 42	2,722 50	(8 08)
2,700 00	INFORMATICA CORP	COM	86/12/31-03/12/31	7/14/2003	20,159 14	19,737 00	422 14
270 00	INFORMATICA CORP	COM	86/12/31-03/12/31	7/16/2003	1,919 61	1,973 70	(54 09)
800 00	INFOSPACE INC	COM NEW	86/12/31-03/12/31	7/14/2003	12,963 63	12,380 00	603 63
330 00	INFOSPACE INC	COM NEW	86/12/31-03/12/31	7/16/2003	5,239 79	5,098 50	141 29
180 00	INFUSA INC NEW	COM	86/12/31-03/12/31	7/14/2003	1,605 65	1,593 00	12 65
2,900 00	INPUT/OUTPUT INC	COM	86/12/31-03/12/31	7/14/2003	16,109 90	16,646 00	(536 10)
100 00	INPUT/OUTPUT INC	COM	86/12/31-03/12/31	7/15/2003	552 97	574 00	(21 03)
680 00	INPUT/OUTPUT INC	COM	86/12/31-03/12/31	7/16/2003	3,507 20	3,903 20	(396 00)
210 00	INSIGHT ENTERPRISES INC	COM	86/12/31-03/12/31	7/14/2003	2,597 91	2,486 40	111 51
400 00	INSIGNIA FINL GROUP INC NEW	COM	86/12/31-03/12/31	7/14/2003	4,434 39	4,448 00	(13 61)
100 00	INSIGNIA FINL GROUP INC NEW	COM	86/12/31-03/12/31	7/15/2003	1,107 94	1,112 00	(4 06)
160 00	INSIGNIA FINL GROUP INC NEW	COM	86/12/31-03/12/31	7/16/2003	1,772 72	1,779 20	(6 48)
5,890 00	INSIGHT COMMUNICATIONS INC	CL A	86/12/31-03/12/31	7/14/2003	84,836 78	83,402 40	1,434 36
140 00	INSPIRE PHAMACEUTICAL INC	COM	86/12/31-03/12/31	7/14/2003	1,700 04	1,719 20	(19 16)
100 00	INSURANCE AUTO AUCTIONS INC	COM	86/12/31-03/12/31	7/14/2003	1,313 48	1,338 00	(24 52)
100 00	INSURANCE AUTO AUCTIONS INC	COM	86/12/31-03/12/31	7/15/2003	1,308 93	1,338 00	(29 07)
160 00	INSURANCE AUTO AUCTIONS INC	COM	86/12/31-03/12/31	7/16/2003	2,143 89	2,140 80	3 09
200 00	INTEGRATED DEVICE TECHNOLOGY	COM	86/12/31-03/12/31	7/14/2003	2,624 67	2,542 00	82 67
280 00	INTEGRATED DEVICE TECHNOLOGY	COM	86/12/31-03/12/31	7/16/2003	3,449 43	3,558 80	(109 37)
3,590 00	INTERGRATED ELECTRICAL SVCS	COM	86/12/31-03/12/31	7/14/2003	27,537 23	27,427 60	109 63
500 00	INTEGRATED SILICON SOLUTION	COM	86/12/31-03/12/31	7/14/2003	3,996 81	4,075 00	(78 19)
220 00	INTEGRATED SILICON SOLUTION	COM	86/12/31-03/12/31	7/16/2003	1,687 32	1,793 00	(105 68)
50 00	INTEGRA BK CORP	COM	86/12/31-03/12/31	7/14/2003	912 15	919 50	(7 35)
2,100 00	INTER TEL INC	COM	86/12/31-03/12/31	7/14/2003	49,811 13	49,329 00	482 13
100 00	INTER TEL INC	COM	86/12/31-03/12/31	7/15/2003	2,356 88	2,349 00	7 88
290 00	INTER TEL INC	COM	86/12/31-03/12/31	7/16/2003	8,655 19	8,612 10	(43 09)
1,000 00	INTERCEPT INC	COM	86/12/31-03/12/31	7/14/2003	10,818 99	11,181 00	(362 01)
100 00	INTERCEPT INC	COM	86/12/31-03/12/31	7/15/2003	1,078 94	1,118 10	(39 16)
160 00	INTERCEPT INC	COM	86/12/31-03/12/31	7/16/2003	1,759 92	1,788 98	(29 04)
2,904 00	INTERDIGITAL COMM CORP	COM	86/12/31-03/12/31	7/14/2003	72,913 12	71,803 04	1,010 08
100 00	INTERDIGITAL COMM CORP	COM	86/12/31-03/12/31	7/15/2003	2,528 88	2,476 00	52 88
256 00	INTERDIGITAL COMM CORP	COM	86/12/31-03/12/31	7/16/2003	6,581 45	6,338 56	242 89
1,600 00	INTERLAND INC	COM	86/12/31-03/12/31	7/14/2003	1,443 29	1,504 00	(60 71)
100 00	INTERLAND INC	COM	86/12/31-03/12/31	7/15/2003	85 09	94 00	(8 91)
600 00	INTERLAND INC	COM	86/12/31-03/12/31	7/16/2003	518 97	564 00	(45 03)
2,100 00	INTERMAGNETICS GEN CORP	COM	86/12/31-03/12/31	7/14/2003	43,698 95	42,420 00	1,278 95
100 00	INTERMAGNETICS GEN CORP	COM	86/12/31-03/12/31	7/15/2003	2,022 91	2,020 00	2 91
160 00	INTERMAGNETICS GEN CORP	COM	86/12/31-03/12/31	7/16/2003	3,239 85	3,232 00	7 85
1,700 00	INTERMET CORP	COM	86/12/31-03/12/31	7/14/2003	6,245 50	6,375 00	(129 50)
100 00	INTERMET CORP	COM	86/12/31-03/12/31	7/15/2003	372 98	375 00	(2 02)
320 00	INTERMET CORP	COM	86/12/31-03/12/31	7/16/2003	1,196 74	1,200 00	(3 26)
500 00	INTERMUNE INC	COM	86/12/31-03/12/31	7/14/2003	8,566 59	8,475 00	91 59
290 00	INTERMUNE INC	COM	86/12/31-03/12/31	7/16/2003	4,929 76	4,915 50	14 26
560 00	INTERNATIONAL MULTIFOODS CORP	COM	86/12/31-03/12/31	7/14/2003	13,680 99	13,630 40	50 59
700 00	INTERNET SEC SYS INC	COM	86/12/31-03/12/31	7/14/2003	10,841 79	10,875 00	(33 21)
4,700 00	INTERSTATE BAKERIES CORP	DEL NEW COM	86/12/31-03/12/31	7/14/2003	50,748 21	54,990 00	(4,241 79)
1,300 00	INTERTAN INC	COM	86/12/31-03/12/31	7/14/2003	10,829 73	10,400 00	429 73
100 00	INTERTAN INC	COM	86/12/31-03/12/31	7/15/2003	814 96	800 00	14 96
300 00	INTERTAN INC	COM	86/12/31-03/12/31	7/16/2003	2,456 88	2,400 00	56 88
2,860 00	INTERVOICE BRITE INC	COM	86/12/31-03/12/31	7/14/2003	20,598 18	20,449 00	149 18
800 00	INTERWOVEN INC	COM	86/12/31-03/12/31	7/14/2003	2,314 13	2,256 00	58 13
100 00	INTERWOVEN INC	COM	86/12/31-03/12/31	7/15/2003	292 98	282 00	10 98
300 00	INTERWOVEN INC	COM	86/12/31-03/12/31	7/16/2003	864 94	846 00	18 94
2,280 00	INTRADO INC	COM	86/12/31-03/12/31	7/14/2003	38,522 21	37,620 00	902 21
800 00	INVACARE CORP	COM	86/12/31-03/12/31	7/14/2003	27,340 39	27,456 00	(115 61)
100 00	INVACARE CORP	COM	86/12/31-03/12/31	7/15/2003	3,407 84	3,432 00	(24 16)
300 00	INVACARE CORP	COM	86/12/31-03/12/31	7/16/2003	10,188 51	10,296 00	(107 49)
270 00	INTUITIVE SURGICAL INC	COM NEW	86/12/31-03/12/31	7/14/2003	3,608 70	3,647 70	(39 00)
80 00	INVESTMENT TECHNOLOGY GROUP	COM	86/12/31-03/12/31	7/14/2003	1,486 85	1,446 40	40 25
1,500 00	ISIS PHARMACEUTICALS		86/12/31-03/12/31	7/14/2003	8,285 01	8,180 00	105 01
320 00	ISIS PHARMACEUTICALS		86/12/31-03/12/31	7/16/2003	1,756 90	1,740 80	16 10
1,100 00	ISLE CAPRI CASINOS INC	COM	86/12/31-03/12/31	7/14/2003	19,437 51	19,635 00	(197 49)
100 00	ISLE CAPRI CASINOS INC	COM	86/12/31-03/12/31	7/15/2003	1,773 91	1,785 00	(11 09)
330 00	ISLE CAPRI CASINOS INC	COM	86/12/31-03/12/31	7/16/2003	5,822 11	5,890 50	(68 39)

THE ROCKEFELLER FOUNDATION
EMPLOYEE ID NO 13-1659829
GAIN AND LOSSES ON TAXABLE INVESTMENTS
FOR YEAR 2003

Shares/Par Value	Security Name	Security Description	Date Bought	Date Sold	Proceeds	Cost	Realized Gain/Loss
3,720 00	ITRON INC	COM	88/12/31-03/12/31	7/14/2003	88,243 19	87,159 60	1,083 59
640 00	J + J SNACK FOODS CORP	COM	88/12/31-03/12/31	7/14/2003	21,088 16	21,331 20	(243 04)
210 00	JDA SOFTWARE GROUP INC	COM	88/12/31-03/12/31	7/14/2003	2,701 52	2,873 30	28 22
2,740 00	J JILL GROUP INC	COM	88/12/31-03/12/31	7/14/2003	52,248 53	51,649 00	599 53
600 00	JLG INDS INC	COM	88/12/31-03/12/31	7/14/2003	4,780 15	4,722 00	58 15
180 00	JLG INDS INC	COM	88/12/31-03/12/31	7/16/2003	1,432 73	1,416 60	16 13
500 00	JNI CORP	COM	88/12/31-03/12/31	7/14/2003	2,991 85	3,125 00	(133 15)
170 00	JNI CORP	COM	88/12/31-03/12/31	7/16/2003	1,108 35	1,062 50	45 85
2,200 00	JACK IN THE BOX INC	COM	88/12/31-03/12/31	7/14/2003	48,923 06	48,730 00	193 06
1,200 00	JACUZZI BRANDS INC	COM	88/12/31-03/12/31	7/14/2003	7,631 40	7,820 00	11 40
100 00	JACUZZI BRANDS INC	COM	88/12/31-03/12/31	7/15/2003	621 87	635 00	(13 03)
280 00	JACUZZI BRANDS INC	COM	88/12/31-03/12/31	7/16/2003	1,766 71	1,778 00	(11 29)
600 00	JAKKS PAC INC	COM	88/12/31-03/12/31	7/14/2003	8,118 33	8,226 00	(107 67)
180 00	JAKKS PAC INC	COM	88/12/31-03/12/31	7/16/2003	2,428 08	2,467 80	(39 72)
1,160 00	JARDEN CORP	COM	88/12/31-03/12/31	7/14/2003	32,479 28	32,665 60	(186 32)
18,400 00	JONES LANG LASALLE INC	COM	88/12/31-03/12/31	7/17/2003	296,240 00	296,074 40	165 60
200 00	KCS ENERGY INC	COM NEW	88/12/31-03/12/31	7/14/2003	1,147 74	1,120 00	27 74
100 00	KCS ENERGY INC	COM NEW	88/12/31-03/12/31	7/15/2003	556 97	580 00	(3 03)
1,200 00	K2 INC	COM	88/12/31-03/12/31	7/14/2003	16,898 01	16,620 00	278 01
100 00	K2 INC	COM	88/12/31-03/12/31	7/15/2003	1,368 93	1,385 00	(16 07)
630 00	K2 INC	COM	88/12/31-03/12/31	7/16/2003	8,771 01	8,725 50	45 51
200 00	K V PHARMACEUTICAL CO	COM	88/12/31-03/12/31	7/14/2003	5,697 52	5,792 00	(94 48)
280 00	K V PHARMACEUTICAL CO	COM	88/12/31-03/12/31	7/16/2003	8,223 21	8,108 80	114 41
500 00	KADANT INC	COM	88/12/31-03/12/31	7/14/2003	10,006 53	10,035 00	(28 47)
180 00	KADANT INC	COM	88/12/31-03/12/31	7/16/2003	3,646 62	3,612 80	33 82
180 00	KAMAN CORP	CL A	88/12/31-03/12/31	7/14/2003	2,188 20	2,250 00	(61 80)
1,100 00	KENEB SERVICES LLC	COM	88/12/31-03/12/31	7/14/2003	32,288 43	32,351 00	(62 57)
100 00	KENEB SERVICES LLC	COM	88/12/31-03/12/31	7/15/2003	2,917 88	2,941 00	(23 14)
310 00	KENEB SERVICES LLC	COM	88/12/31-03/12/31	7/16/2003	8,954 67	9,117 10	(162 43)
6,800 00	KAYDON CORP	COM	88/12/31-03/12/31	7/17/2003	150,144 00	151,972 58	(1,828 58)
6,240 00	KEANE INC	COM	88/12/31-03/12/31	7/14/2003	88,788 57	88,548 80	2,239 77
2,100 00	KEITHLEY INSTRS INC	COM	88/12/31-03/12/31	7/14/2003	35,687 66	33,789 00	1,898 66
100 00	KEITHLEY INSTRS INC	COM	88/12/31-03/12/31	7/15/2003	1,691 92	1,609 00	82 92
250 00	KEITHLEY INSTRS INC	COM	88/12/31-03/12/31	7/16/2003	4,129 81	4,022 50	107 31
33,500 00	KELLWOOD CO	COM	88/12/31-03/12/31	7/17/2003	1,155,750 00	1,136,008 52	19,741 48
100 00	KELLY SVCS INC	CL A	88/12/31-03/12/31	7/14/2003	2,676 37	2,687 00	(10 63)
280 00	KELLY SVCS INC	CL A	88/12/31-03/12/31	7/16/2003	7,560 14	7,792 30	(232 16)
220 00	KIMBALL INTL INC	CL B	88/12/31-03/12/31	7/14/2003	3,382 71	3,367 98	14 73
100 00	KINDRED HEALTHCARE INC	COM	88/12/31-03/12/31	7/14/2003	2,367 28	2,337 00	30 28
100 00	KINDRED HEALTHCARE INC	COM	88/12/31-03/12/31	7/15/2003	2,296 89	2,337 00	(40 11)
180 00	KINDRED HEALTHCARE INC	COM	88/12/31-03/12/31	7/16/2003	3,567 83	3,739 20	(171 37)
15,300 00	KIRBY CORP	COM	88/12/31-03/12/31	7/17/2003	428,400 00	431,557 92	(3,157 92)
300 00	KNIGHT TRADING GROUP INC	COM	88/12/31-03/12/31	7/14/2003	2,782 06	2,709 00	73 06
100 00	KNIGHT TRADING GROUP INC	COM	88/12/31-03/12/31	7/15/2003	910 96	903 00	7 96
160 00	KOMAG INC	COM NEW	88/12/31-03/12/31	7/14/2003	2,229 33	2,184 00	45 33
3,950 00	KOPIN CORP	COM	88/12/31-03/12/31	7/14/2003	29,821 88	29,546 00	275 88
1,680 00	KOS PHARMACEUTICALS INC	COM	88/12/31-03/12/31	7/14/2003	45,493 44	43,562 40	1,931 04
850 00	KOSAN BIOSCIENCES INC	COM	88/12/31-03/12/31	7/14/2003	5,796 64	5,906 65	(110 01)
1,800 00	KRONOS INC	COM	88/12/31-03/12/31	7/14/2003	103,700 16	103,482 00	218 16
100 00	KRONOS INC	COM	88/12/31-03/12/31	7/15/2003	5,592 74	5,749 00	(156 26)
260 00	KRONOS INC	COM	88/12/31-03/12/31	7/16/2003	14,291 53	14,947 40	(655 87)
5,000 00	LNR PPTY CORP	COM	88/12/31-03/12/31	7/17/2003	197,000 00	200,477 00	(3,477 00)
10,300 00	LSI INDS INC	COM	88/12/31-03/12/31	7/17/2003	122,882 00	122,345 46	536 54
3,330 00	LA JOLLA PHARMACEUTICAL CO	COM	88/12/31-03/12/31	7/14/2003	11,550 89	11,421 90	128 99
7,160 00	LABOR READY INC	COM NEW	88/12/31-03/12/31	7/14/2003	51,440 75	51,194 00	246 75
200 00	LACLEDE GROUP INC	COM	88/12/31-03/12/31	7/14/2003	5,602 53	5,684 00	(81 47)
100 00	LAKELAND BANCORP INC	COM	88/12/31-03/12/31	7/14/2003	1,677 32	1,735 00	(57 68)
800 00	LANCE INC	COM	88/12/31-03/12/31	7/14/2003	7,931 14	8,000 00	(68 86)
280 00	LANCE INC	COM	88/12/31-03/12/31	7/16/2003	2,797 06	2,800 00	(2 94)
15,000 00	LANDAMERICA FINL GROUP INC	COM	88/12/31-03/12/31	7/17/2003	744,150 00	752,255 19	(8,105 19)
1,300 00	LANDRYS RESTAURANTS INC	COM	88/12/31-03/12/31	7/14/2003	28,229 86	28,535 00	(305 14)
340 00	LANDRYS RESTAURANTS INC	COM	88/12/31-03/12/31	7/15/2003	7,205 14	7,463 00	(257 86)
200 00	LAWSON SOFTWARE INC	COM	88/12/31-03/12/31	7/14/2003	1,544 72	1,530 00	14 72
220 00	LAWSON SOFTWARE INC	COM	88/12/31-03/12/31	7/16/2003	1,689 72	1,683 00	(6 72)
200 00	LECROY CORP	COM	88/12/31-03/12/31	7/14/2003	2,061 80	2,000 00	61 80
320 00	LECROY CORP	COM	88/12/31-03/12/31	7/16/2003	3,329 25	3,200 00	129 25
400 00	LENDINGTREE INC	COM	88/12/31-03/12/31	7/14/2003	10,391 11	10,120 00	271 11
210 00	LENDINGTREE INC	COM	88/12/31-03/12/31	7/16/2003	5,327 45	5,313 00	14 45
8,380 00	LENNOX INTL INC	COM	88/12/31-03/12/31	7/14/2003	114,078 29	111,621 60	2,456 69
1,750 00	LEXAR MEDIA INC	COM	88/12/31-03/12/31	7/14/2003	19,091 60	18,795 00	296 60
600 00	LEXICON GENETICS INC	COM	88/12/31-03/12/31	7/14/2003	4,313 19	4,200 00	113 19
330 00	LEXICON GENETICS INC	COM	88/12/31-03/12/31	7/16/2003	2,212 21	2,310 00	(97 79)
100 00	LIBBEY INC	COM	88/12/31-03/12/31	7/14/2003	2,883 28	2,868 00	15 28
280 00	LIBBEY INC	COM	88/12/31-03/12/31	7/16/2003	7,831 23	8,024 80	(193 57)
60 00	LIBERTY CORP S C	COM	88/12/31-03/12/31	7/14/2003	2,629 91	2,640 00	(10 09)
6,400 00	LIFEPOINT HOSPCS INC	COM	88/12/31-03/12/31	7/17/2003	151,040 00	145,828 48	5,211 52
470 00	LIGAND PHARMACEUTICALS INC	CL B	88/12/31-03/12/31	7/14/2003	7,248 75	7,028 50	220 25
3,250 00	LIGHTBRIDGE INC	COM	88/12/31-03/12/31	7/14/2003	31,425 05	31,232 50	192 55
70 00	LIN TV CORP	CL A	88/12/31-03/12/31	7/14/2003	1,565 70	1,575 00	(9 30)
16,400 00	LINCOLN ELEC HLDGS INC	COM	88/12/31-03/12/31	7/17/2003	352,436 00	360,945 00	(8,509 00)
500 00	LITHIA MTRS INC	CL A	88/12/31-03/12/31	7/14/2003	8,441 60	8,410 00	31 60
100 00	LOCAL FINL CORP	COM	88/12/31-03/12/31	7/14/2003	1,539 42	1,624 00	(84 58)
100 00	LOCAL FINL CORP	COM	88/12/31-03/12/31	7/15/2003	1,525 92	1,524 00	1 92
160 00	LOCAL FINL CORP	COM	88/12/31-03/12/31	7/16/2003	2,377 49	2,438 40	(60 91)
1,100 00	LODGENET ENTMT CORP	COM	88/12/31-03/12/31	7/14/2003	13,617 03	13,530 00	87 03

THE ROCKEFELLER FOUNDATION
EMPLOYEE ID NO 13-1658629
GAIN AND LOSSES ON TAXABLE INVESTMENTS
FOR YEAR 2003

Shares/Par Value	Security Name	Security Description	Date Bought	Date Sold	Proceeds	Cost	Realized Gain/Loss
200 00	LODGENET ENTMT CORP	COM	86/12/31-03/12/31	7/15/2003	2,474 98	2,460 00	14 98
210 00	LODGENET ENTMT CORP	COM	86/12/31-03/12/31	7/16/2003	2,561 88	2 583 00	(21 12)
2,400 00	LONE STAR STEAKHOUSE + SALOON	COM	86/12/31-03/12/31	7/14/2003	53 574 36	54,000 00	(425 64)
260 00	LONE STAR STEAKHOUSE + SALOON	COM	86/12/31-03/12/31	7/16/2003	5 667 73	5,850 00	(182 27)
2,000 00	LONGVIEW FIBRE CO WASHINGTON	COM	86/12/31-03/12/31	7/14/2003	17,105 39	17,300 00	(194 61)
100 00	LONGVIEW FIBRE CO WASHINGTON	COM	86/12/31-03/12/31	7/15/2003	845 96	865 00	(19 04)
310 00	LONGVIEW FIBRE CO WASHINGTON	COM	86/12/31-03/12/31	7/16/2003	2,667 08	2,681 50	(14 42)
3,150 00	LOUISIANA PAC CORP	COM	86/12/31-03/12/31	7/14/2003	37,326 37	37,548 00	(221 63)
200 00	LUFKIN INDS INC	COM	86/12/31-03/12/31	7/14/2003	5,315 75	5,180 00	135 75
100 00	LUFKIN INDS INC	COM	86/12/31-03/12/31	7/15/2003	2,586 87	2,590 00	(23 13)
160 00	LUFKIN INDS INC	COM	86/12/31-03/12/31	7/16/2003	4,059 01	4,144 00	(84 99)
400 00	LUMINEX CORP DEL	COM	86/12/31-03/12/31	7/14/2003	2,132 49	2,148 00	(15 51)
180 00	LUMINEX CORP DEL	COM	86/12/31-03/12/31	7/16/2003	928 75	968 60	(37 85)
500 00	LYDALL INC	COM	86/12/31-03/12/31	7/14/2003	5,803 72	6,000 00	(66 28)
170 00	LYDALL INC	COM	86/12/31-03/12/31	7/16/2003	2,082 40	2,040 00	42 40
20 00	LYNCH INTERACTIVE CORP	COM	86/12/31-03/12/31	7/14/2003	534 45	530 00	4 45
210 00	M + F WORLDWIDE CORP	COM	86/12/31-03/12/31	7/14/2003	1,688 45	1,671 60	(16 85)
400 00	MAF BANCORP INC	COM	86/12/31-03/12/31	7/14/2003	15,754 86	15,599 60	155 26
310 00	MAF BANCORP INC	COM	86/12/31-03/12/31	7/16/2003	12,127 22	12,089 69	37 53
120 00	MEMC ELECTR MATLS INC	COM	86/12/31-03/12/31	7/14/2003	1,386 91	1,347 60	39 31
560 00	MFA MTG INVTs INC	COM	86/12/31-03/12/31	7/14/2003	5,838 45	5,829 60	8 85
100 00	MGE ENERGY INC	COM	86/12/31-03/12/31	7/14/2003	3,330 24	3,340 00	(9 76)
760 00	MGI PHARMA INC	COM	86/12/31-03/12/31	7/14/2003	21,392 84	21,280 00	112 84
1,700 00	MI SCHOTTENSTEIN HOMES INC	COM	86/12/31-03/12/31	7/14/2003	74,477 25	72,250 00	2,227 25
190 00	MI SCHOTTENSTEIN HOMES INC	COM	86/12/31-03/12/31	7/16/2003	7 953 02	8,075 00	(121 98)
800 00	MPS GROUP INC	COM	86/12/31-03/12/31	7/14/2003	6,058 91	5,912 00	146 91
280 00	MPS GROUP INC	COM	86/12/31-03/12/31	7/16/2003	2,161 49	2,069 20	92 29
1,200 00	MRV COMMUNICATIONS INC	COM	86/12/31-03/12/31	7/14/2003	2,646 71	2,604 00	42 71
100 00	MRV COMMUNICATIONS INC	COM	86/12/31-03/12/31	7/15/2003	220 98	217 00	3 98
690 00	MRV COMMUNICATIONS INC	COM	86/12/31-03/12/31	7/16/2003	1,508 05	1,497 30	10 75
1,400 00	MRO SOFTWARE INC	COM	86/12/31-03/12/31	7/14/2003	15,026 89	14,828 00	200 89
3,090 00	MSC SOFTWARE CORP	COM	86/12/31-03/12/31	7/14/2003	24,724 39	24,565 50	158 89
2,510 00	MTR GAMING GROUP INC	COM	86/12/31-03/12/31	7/14/2003	20,906 06	21,284 80	(378 74)
2,500 00	MTS SYS CORP	COM	86/12/31-03/12/31	7/14/2003	37,103 26	37,625 00	(521 74)
140 00	MACROVISION CORP	COM	86/12/31-03/12/31	7/14/2003	3,256 00	3,228 40	27 60
2,560 00	MACROMEDIA INC	COM	86/12/31-03/12/31	7/14/2003	61,397 70	62,208 00	(810 30)
180 00	MADDEN STEVEN LTD	COM	86/12/31-03/12/31	7/14/2003	3,859 93	3,895 20	(35 27)
1,200 00	MAGMA DESIGN AUTOMATION INC	COM	86/12/31-03/12/31	7/14/2003	22,245 75	21,720 00	525 75
100 00	MAGMA DESIGN AUTOMATION INC	COM	86/12/31-03/12/31	7/15/2003	1,861 11	1,810 00	51 11
550 00	MAGMA DESIGN AUTOMATION INC	COM	86/12/31-03/12/31	7/16/2003	9,690 55	9,955 00	(264 45)
700 00	MAGNUM HUNTER RESOURCES INC	COM PAR 0 002	86/12/31-03/12/31	7/14/2003	5,388 06	5,355 00	33 06
210 00	MAGNUM HUNTER RESOURCES INC	COM PAR 0 002	86/12/31-03/12/31	7/16/2003	1 501 43	1,606 50	(105 07)
1,500 00	MAIL WELL HLDGS INC	COM	86/12/31-03/12/31	7/14/2003	4,640 78	4,575 00	65 78
200 00	MAIL WELL HLDGS INC	COM	86/12/31-03/12/31	7/15/2003	608 97	610 00	(1 03)
190 00	MAIL WELL HLDGS INC	COM	86/12/31-03/12/31	7/16/2003	583 27	579 50	3 77
2,280 00	MANITOWOC INC	COM	86/12/31-03/12/31	7/14/2003	43,338 94	43,023 60	315 34
1,000 00	MAPICS INC	COM	86/12/31-03/12/31	7/14/2003	8,043 62	8,180 00	(136 38)
1,430 00	MANUFACTURERS SVCS LTD	COM	86/12/31-03/12/31	7/14/2003	7,099 18	6,935 50	163 68
410 00	MAPINFO CORP	COM	86/12/31-03/12/31	7/14/2003	4,259 25	4,095 90	163 35
220 00	MARINEMAX INC	COM	86/12/31-03/12/31	7/14/2003	3,102 53	3,108 40	(5 87)
290 00	MARTEK BIOSCIENCES CORP	COM	86/12/31-03/12/31	7/14/2003	13,738 80	13,511 10	227 70
4,210 00	MARVEL ENTERPRISES INC	COM	86/12/31-03/12/31	7/14/2003	84,601 03	82,894 90	1,706 13
570 00	MASSEY ENERGY CORP	COM	86/12/31-03/12/31	7/14/2003	7,251 13	7,170 60	80 53
1,100 00	MATERIAL SCIENCES CORP	COM	86/12/31-03/12/31	7/14/2003	10,127 88	10,395 00	(267 12)
700 00	MATRIA HEALTHCARE INC	COM NEW	86/12/31-03/12/31	7/14/2003	14,575 62	14,210 00	365 62
200 00	MATRIX SVC CO	COM	86/12/31-03/12/31	7/14/2003	3,508 63	3,438 00	70 63
270 00	MATRIX SVC CO	COM	86/12/31-03/12/31	7/16/2003	4,624 88	4,641 30	(16 42)
1,100 00	MATRIXONE INC	COM	86/12/31-03/12/31	7/14/2003	6,892 04	6,886 00	6 04
100 00	MATRIXONE INC	COM	86/12/31-03/12/31	7/15/2003	619 97	626 00	(6 03)
160 00	MATRIXONE INC	COM	86/12/31-03/12/31	7/16/2003	983 95	1,001 60	(17 65)
200 00	MATHEWS INTL CORP	CL A	86/12/31-03/12/31	7/14/2003	5 165 77	5,210 00	(44 23)
100 00	MATHEWS INTL CORP	CL A	86/12/31-03/12/31	7/15/2003	2,520 88	2,605 00	(84 12)
160 00	MATHEWS INTL CORP	CL A	86/12/31-03/12/31	7/16/2003	4,038 21	4,168 00	(129 79)
4,310 00	MAXTOR CORP	COM NEW	86/12/31-03/12/31	7/14/2003	40 965 91	39 436 50	1,529 41
700 00	MAXYGEN INC	COM	86/12/31-03/12/31	7/14/2003	9,055 40	8,498 00	557 40
100 00	MAXYGEN INC	COM	86/12/31-03/12/31	7/15/2003	1,279 94	1,214 00	65 94
160 00	MAXYGEN INC	COM	86/12/31-03/12/31	7/16/2003	2,043 10	1,942 40	100 70
2,530 00	MAVERICK TUBE CORP	COM	86/12/31-03/12/31	7/14/2003	44,700 72	44 148 50	552 22
2,530 00	MCDATA CORPORATION	CL A	86/12/31-03/12/31	7/14/2003	31,350 28	30 435 90	914 38
100 00	MCG CAP CORP	COM	86/12/31-03/12/31	7/14/2003	1,561 32	1 553 00	8 32
210 00	MCG CAP CORP	COM	86/12/31-03/12/31	7/16/2003	3,387 14	3,261 30	125 84
220 00	MCGRATH RENTCORP	COM	86/12/31-03/12/31	7/14/2003	6,087 20	6 100 60	(13 40)
2,740 00	MEDAREX INC	COM	86/12/31-03/12/31	7/14/2003	20,081 33	20,385 80	(304 27)
90 00	MEDIA GEN INC	CL A	86/12/31-03/12/31	7/14/2003	5,293 01	5 274 00	19 01
500 00	MEDIACOM COMMUNICATIONS CORP	CL A	86/12/31-03/12/31	7/14/2003	5,373 94	5 235 00	138 94
190 00	MEDIACOM COMMUNICATIONS CORP	CL A	86/12/31-03/12/31	7/16/2003	1,996 81	1 989 30	7 51
910 00	MEDICAL ACTION IND INC	COM	86/12/31-03/12/31	7/14/2003	14,693 54	14 877 59	(184 05)
14,500 00	MEDICAL STAFFING NETWORK HLDGS	COM	86/12/31-03/12/31	7/17/2003	105,125 00	107 804 60	(2,679 60)
140 00	MEDICINES CO	COM	86/12/31-03/12/31	7/14/2003	3,151 01	3 124 80	26 21
800 00	MEDQUIST INC	COM	86/12/31-03/12/31	7/14/2003	16,350 75	16 312 00	38 75
200 00	MEDQUIST INC	COM	86/12/31-03/12/31	7/16/2003	4,061 81	4 078 00	(16 19)
1,400 00	MEMBERWORKS INC	COM	86/12/31-03/12/31	7/14/2003	28,089 40	27 988 00	103 40
270 00	MEMBERWORKS INC	COM	86/12/31-03/12/31	7/16/2003	5,645 44	5 397 30	248 14
210 00	MENS WEARHOUSE INC	COM	86/12/31-03/12/31	7/14/2003	5 299 90	5 197 50	102 40
2,560 00	MENTOR CORP MINN	COM	86/12/31-03/12/31	7/14/2003	51,102 62	50 278 40	824 22

THE ROCKEFELLER FOUNDATION
EMPLOYEE ID NO 13-1659629
GAIN AND LOSSES ON TAXABLE INVESTMENTS
FOR YEAR 2003

Shares/Par Value	Security Name	Security Description	Date Bought	Date Sold	Proceeds	Cost	Realized Gain/Loss
2,330 00	MERCURY COMPUTER SYS INC	COM	86/12/31-03/12/31	7/14/2003	44,033 30	43,105 00	928 30
240 00	MERIDIAN BIOSCIENCE INC	COM	86/12/31-03/12/31	7/14/2003	2,521 94	2,414 40	107 54
2,840 00	MERIT MED SYS INC	COM	86/12/31-03/12/31	7/14/2003	66,305 49	66,030 00	275 49
1,400 00	MESABA HLDGS INC	COM	86/12/31-03/12/31	7/14/2003	10,131 46	10,108 00	23 46
100 00	MESABA HLDGS INC	COM	86/12/31-03/12/31	7/15/2003	717 97	722 00	(4 03)
320 00	MESABA HLDGS INC	COM	86/12/31-03/12/31	7/16/2003	2,294 58	2,310 40	(15 82)
4,200 00	METHODE ELECTRS INC	CL A	86/12/31-03/12/31	7/14/2003	49,114 59	51,450 00	(2,335 41)
1,380 00	METHODE ELECTRS INC	CL A	86/12/31-03/12/31	7/15/2003	14,498 69	17,027 50	(2,528 81)
3,100 00	METRO ONE TELECOMM INC	COM	86/12/31-03/12/31	7/14/2003	17,056 83	17,019 00	37 83
200 00	METRO ONE TELECOMM INC	COM	86/12/31-03/12/31	7/15/2003	1,087 44	1,098 00	(10 56)
550 00	METRO ONE TELECOMM INC	COM	86/12/31-03/12/31	7/16/2003	3,006 37	3,019 50	(13 13)
100 00	MICREL INC	COM	86/12/31-03/12/31	7/14/2003	1,109 34	1,091 00	18 34
210 00	MICREL INC	COM	86/12/31-03/12/31	7/16/2003	2,307 79	2,291 10	16 69
1,200 00	MICROS SYS INC	COM	86/12/31-03/12/31	7/14/2003	42,808 80	42,888 00	(79 20)
100 00	MICROS SYS INC	COM	86/12/31-03/12/31	7/15/2003	3,477 83	3,574 00	(96 17)
320 00	MICROS SYS INC	COM	86/12/31-03/12/31	7/16/2003	11,156 27	11,436 80	(280 53)
6,930 00	MICROMUSE INC	COM	86/12/31-03/12/31	7/14/2003	65,344 75	64,102 50	1,242 25
2,480 00	MICROSEMI CORP	COM	86/12/31-03/12/31	7/14/2003	40,875 18	40,944 80	(69 62)
3,900 00	MID ATLANTIC MED SVCS INC		86/12/31-03/12/31	7/14/2003	230,442 94	229,944 00	498 94
360 00	MID ATLANTIC MED SVCS INC		86/12/31-03/12/31	7/15/2003	20,808 82	21,225 80	(416 78)
120 00	MID STATE BANCSHARES	COM	86/12/31-03/12/31	7/14/2003	2,387 56	2,400 00	(12 44)
350 00	MINDSPEED TECHNOLOGIES INC	COM	86/12/31-03/12/31	7/14/2003	1,305 82	1,267 00	38 82
250 00	MINE SAFETY APPLIANCES CO	COM	86/12/31-03/12/31	7/14/2003	11,626 45	11,737 50	(111 05)
3,000 00	MINERALS TECHNOLOGIES INC	COM	86/12/31-03/12/31	7/17/2003	150,750 00	149,916 84	833 36
1,990 00	MONOLITHIC SYS TECHNOLOGY INC	COM	86/12/31-03/12/31	7/14/2003	24,954 61	24,974 50	(19 89)
480 00	MOTHERS WK INC	COM	86/12/31-03/12/31	7/14/2003	14,643 13	13,887 40	755 73
80 00	MOVADO GROUP INC	COM	86/12/31-03/12/31	7/14/2003	2,159 35	2,137 50	21 85
4,560 00	MOVIE GALLERY INC	COM	86/12/31-03/12/31	7/14/2003	95,953 40	94,756 80	1,196 60
21,900 00	MUELLER INDS INC		86/12/31-03/12/31	7/17/2003	574,218 00	600,287 76	(26,069 76)
230 00	MUTUALFIRST FINL INC	COM	86/12/31-03/12/31	7/14/2003	5,400 39	5,411 90	(11 51)
550 00	MYERS IND INC	COM	86/12/31-03/12/31	7/14/2003	5,238 45	5,258 00	(19 55)
70 00	MYRIAD GENETICS INC	COM	86/12/31-03/12/31	7/14/2003	1,135 62	1,103 90	31 72
560 00	NBT BANCORP INC	COM	86/12/31-03/12/31	7/14/2003	11,212 29	11,491 20	(278 91)
8,950 00	NBTY INC	COM	86/12/31-03/12/31	7/14/2003	201,716 36	197,795 00	3,921 36
900 00	NCI BLDG SYS INC	COM	86/12/31-03/12/31	7/14/2003	15,922 32	16,011 00	(88 68)
280 00	NCI BLDG SYS INC	COM	86/12/31-03/12/31	7/16/2003	4,796 18	4,981 20	(185 02)
200 00	NS GROUP INC	COM	86/12/31-03/12/31	7/14/2003	1,734 71	1,798 00	(63 29)
100 00	NS GROUP INC	COM	86/12/31-03/12/31	7/15/2003	838 96	899 00	(60 04)
250 00	NS GROUP INC	COM	86/12/31-03/12/31	7/16/2003	2,002 40	2,247 50	(245 10)
1,200 00	NL INDS INC	COM NEW	86/12/31-03/12/31	7/14/2003	20,907 82	20,976 00	(68 18)
110 00	NN INC	COM	86/12/31-03/12/31	7/14/2003	1,351 57	1,356 30	(4 73)
100 00	NPS PHARMACEUTICALS INC	COM	86/12/31-03/12/31	7/14/2003	2,595 27	2,639 00	(43 73)
10,600 00	NUI CORP	COM	86/12/31-03/12/31	7/17/2003	166,314 00	169,820 46	(3,506 46)
1,000 00	NABI BIOPHARMACEUTIC	COM	86/12/31-03/12/31	7/14/2003	6,699 18	7,130 00	(430 82)
100 00	NABI BIOPHARMACEUTIC	COM	86/12/31-03/12/31	7/15/2003	644 97	713 00	(68 03)
160 00	NABI BIOPHARMACEUTIC	COM	86/12/31-03/12/31	7/16/2003	1,036 75	1,140 80	(104 05)
400 00	NACCO INDS INC	CL A	86/12/31-03/12/31	7/14/2003	24,330 46	24,456 00	(125 54)
100 00	NACCO INDS INC	CL A	86/12/31-03/12/31	7/15/2003	6,133 71	6,114 00	19 71
140 00	NACCO INDS INC	CL A	86/12/31-03/12/31	7/16/2003	8,542 40	8,559 60	(17 20)
10 00	NARA BANCORP INC	COM	86/12/31-03/12/31	7/14/2003	187 93	184 50	3 43
1,700 00	NASH FINCH CO	COM	86/12/31-03/12/31	7/14/2003	29,473 38	28,782 70	690 68
210 00	NASH FINCH CO	COM	86/12/31-03/12/31	7/16/2003	3,731 53	3,555 51	176 02
220 00	NASTECH PHARMACEUTICAL INC	COM PAR 0 006	86/12/31-03/12/31	7/14/2003	2,216 17	2,241 80	(25 63)
180 00	NASSDA CORP	COM	86/12/31-03/12/31	7/14/2003	1,571 25	1,632 60	(61 35)
340 00	NATCO GROUP INC	CL A	86/12/31-03/12/31	7/14/2003	2,339 06	2,397 00	(57 94)
8,800 00	NATIONAL DENTEX CORP	COM	86/12/31-03/12/31	7/17/2003	197,800 00	187,144 60	10,655 40
120 00	NATIONAL HEALTHCARE CORP	COM	86/12/31-03/12/31	7/14/2003	2,326 97	2,316 00	10 97
260 00	NATIONAL PENN BANCSHARES INC	COM	86/12/31-03/12/31	7/14/2003	7,793 86	7,800 00	(6 14)
150 00	NATIONAL PROCESSING INC	COM	86/12/31-03/12/31	7/14/2003	2,417 99	2,400 00	17 99
70 00	NATIONAL WESTN LIFE INS CO	CL A	86/12/31-03/12/31	7/14/2003	8,364 19	8,395 10	(30 91)
600 00	NATURES SUNSHINE PRODS INC	COM	86/12/31-03/12/31	7/14/2003	4,937 16	5,160 00	(222 84)
100 00	NATURES SUNSHINE PRODS INC	COM	86/12/31-03/12/31	7/15/2003	798 96	880 00	(81 04)
140 00	NATURES SUNSHINE PRODS INC	COM	86/12/31-03/12/31	7/16/2003	1,160 55	1,204 00	(43 45)
4,500 00	NAUTICA ENTERPRISES INC	COM	86/12/31-03/12/31	7/17/2003	75,555 00	75,533 19	21 81
1,100 00	NAUTILUS GROUP INC	COM	86/12/31-03/12/31	7/14/2003	11,537 35	11,704 00	(166 65)
180 00	NAUTILUS GROUP INC	COM	86/12/31-03/12/31	7/16/2003	1,866 51	1,915 20	(48 69)
1,000 00	NAVIGANT INTL INC	COM	86/12/31-03/12/31	7/14/2003	12,755 40	13,000 00	(244 60)
200 00	NAVIGANT INTL INC	COM	86/12/31-03/12/31	7/15/2003	2,579 87	2,600 00	(20 13)
230 00	NAVIGANT INTL INC	COM	86/12/31-03/12/31	7/16/2003	3,095 65	2,990 00	105 65
4,200 00	NEIMAN MARCUS GROUP	CL A	86/12/31-03/12/31	7/17/2003	169,260 00	165,307 38	3,952 62
400 00	NEIMAN MARCUS GROUP	CL B	86/12/31-03/12/31	7/17/2003	15,040 00	14,675 40	364 60
1,950 00	NEKTAR THERAPEUTICS	COM	86/12/31-03/12/31	7/14/2003	18,908 46	18,525 00	383 46
110 00	NELSON THOMAS INC	COM	86/12/31-03/12/31	7/14/2003	1,477 07	1,464 10	12 97
260 00	NEOFORMA INC NEW	COM NEW	86/12/31-03/12/31	7/14/2003	2,766 40	2,784 60	(18 20)
410 00	NEOSE TECHNOLOGIES INC	COM	86/12/31-03/12/31	7/14/2003	3,893 33	3,911 40	(18 07)
100 00	NEOPHARM INC	COM	86/12/31-03/12/31	7/14/2003	1,493 32	1,465 00	28 32
100 00	NEOPHARM INC	COM	86/12/31-03/12/31	7/15/2003	1,527 92	1,465 00	62 92
190 00	NEOPHARM INC	COM	86/12/31-03/12/31	7/16/2003	2,857 47	2,783 50	73 97
2,050 00	NETBANK INC	COM	86/12/31-03/12/31	7/14/2003	30,422 21	30,360 50	61 71
2,190 00	NETFLIX COM INC	COM	86/12/31-03/12/31	7/14/2003	61,199 31	58,013 10	3,186 21
590 00	NETEGRITY INC	COM	86/12/31-03/12/31	7/14/2003	4,322 13	4,159 50	162 63
250 00	NETRATINGS INC	COM	86/12/31-03/12/31	7/14/2003	2,665 82	2,665 00	82
1,300 00	NEUROBIOLOGICAL TECHNOLOGIES	COM	86/12/31-03/12/31	7/14/2003	4,411 99	4,433 00	(21 01)
100 00	NEUROBIOLOGICAL TECHNOLOGIES	COM	86/12/31-03/12/31	7/15/2003	329 98	341 00	(11 02)
280 00	NEUROBIOLOGICAL TECHNOLOGIES	COM	86/12/31-03/12/31	7/16/2003	915 55	954 80	(39 25)

THE ROCKEFELLER FOUNDATION
EMPLOYEE ID NO 13-1659629
GAIN AND LOSSES ON TAXABLE INVESTMENTS
FOR YEAR 2003

Shares/Par Value	Security Name	Security Description	Date Bought	Date Sold	Proceeds	Cost	Realized Gain/Loss
190 00	NEUROCRINE BIOSCIENCES INC	COM	86/12/31-03/12/31	7/14/2003	10,592 27	10,470 80	121 37
750 00	NEW CENTY FINL CORP	COM	86/12/31-03/12/31	7/14/2003	23,065 39	22,210 00	855 39
375 00	NEW CENTY FINL CORP	COM	86/12/31-03/12/31	7/21/2003	9,559 31	11,105 00	(1,545 69)
300 00	NEW ENGLAND BUSINESS SVC INC	COM	86/12/31-03/12/31	7/14/2003	9,033 77	9,099 00	(65 23)
100 00	NEW ENGLAND BUSINESS SVC INC	COM	86/12/31-03/12/31	7/15/2003	2,976 86	3,033 00	(56 14)
240 00	NEW ENGLAND BUSINESS SVC INC	COM	86/12/31-03/12/31	7/16/2003	7,187 66	7,279 20	(91 54)
600 00	NEW JERSEY RES CORP	COM	86/12/31-03/12/31	7/14/2003	21,687 36	21,660 00	27 36
270 00	NEW JERSEY RES CORP	COM	86/12/31-03/12/31	7/16/2003	9,854 74	9,747 00	(92 28)
200 00	NEWCASTLE INVT CORP NEW	COM	86/12/31-03/12/31	7/14/2003	4,195 80	4,176 00	19 80
230 00	NEWCASTLE INVT CORP NEW	COM	86/12/31-03/12/31	7/16/2003	4,871 17	4,802 40	68 77
1,200 00	NEWARK RES INC	COM PAR USD0 01 NEW	86/12/31-03/12/31	7/14/2003	7,058 42	6,840 00	218 42
200 00	NEWARK RES INC	COM PAR USD0 01 NEW	86/12/31-03/12/31	7/15/2003	1,155 95	1,140 00	15 95
200 00	NEWARK RES INC	COM PAR USD0 01 NEW	86/12/31-03/12/31	7/16/2003	1,093 95	1,140 00	(46 05)
780 00	NEXTEL PARTNERS INC	CL A	86/12/31-03/12/31	7/14/2003	7,119 27	6,949 80	169 47
200 00	NORTH AMERN SCIENTIFIC INC	COM	86/12/31-03/12/31	7/14/2003	1,746 71	1,798 00	(51 29)
100 00	NORTH AMERN SCIENTIFIC INC	COM	86/12/31-03/12/31	7/15/2003	855 95	899 00	(43 05)
110 00	NORTH EUROPEAN OIL RTY TR	CTF BEN INT	86/12/31-03/12/31	7/14/2003	2,527 63	2,524 50	3 13
800 00	NORTHWEST NAT GAS CO	COM	86/12/31-03/12/31	7/14/2003	22,704 13	22,632 00	72 13
100 00	NORTHWEST NAT GAS CO	COM	86/12/31-03/12/31	7/15/2003	2,836 86	2,829 00	7 86
580 00	NORTHWEST NAT GAS CO	COM	86/12/31-03/12/31	7/16/2003	16,839 64	16,691 10	(51 46)
500 00	NORTHWESTERN CORP	COM	86/12/31-03/12/31	7/14/2003	1,013 95	1,050 00	(36 05)
180 00	NORTHWESTERN CORP	COM	86/12/31-03/12/31	7/16/2003	313 19	378 00	(64 81)
700 00	NU HORIZONS ELECTRS CORP	COM	86/12/31-03/12/31	7/14/2003	5,032 55	4,900 00	132 55
250 00	NU HORIZONS ELECTRS CORP	COM	86/12/31-03/12/31	7/16/2003	1,742 42	1,750 00	(7 58)
200 00	NUANCE COMMUNICATIONS	COM	86/12/31-03/12/31	7/14/2003	1,180 74	1,218 00	(35 26)
300 00	NUANCE COMMUNICATIONS	COM	86/12/31-03/12/31	7/16/2003	1,587 93	1,824 00	(256 07)
1,790 00	NOVEN PHARMACEUTICALS INC	COM	86/12/31-03/12/31	7/14/2003	20,010 37	19,994 30	16 07
5,800 00	NU SKIN ENTERPRISES INC	CL A	86/12/31-03/12/31	7/14/2003	61,862 12	61,480 00	182 12
100 00	NU SKIN ENTERPRISES INC	CL A	86/12/31-03/12/31	7/15/2003	1,061 85	1,060 00	1 85
1,150 00	NU SKIN ENTERPRISES INC	CL A	86/12/31-03/12/31	7/16/2003	12,162 97	12,190 00	(27 03)
24,300 00	NUEVO ENERGY CO	COM	86/12/31-03/12/31	7/17/2003	429,138 00	439,819 39	(10,681 39)
1,160 00	NYFIX INC	COM	86/12/31-03/12/31	7/14/2003	8,232 94	8,201 20	31 74
100 00	O CHARLEYS INC	COM	86/12/31-03/12/31	7/14/2003	2,247 29	2,253 00	(5 71)
1,170 00	NUVEEN INVTs INC	CL A	86/12/31-03/12/31	7/14/2003	34,703 26	34,035 30	667 96
770 00	OSI PHARMACEUTICALS INC	COM	86/12/31-03/12/31	7/14/2003	28,196 48	25,795 00	401 48
6,600 00	OAK TECHNOLOGY	COM	86/12/31-03/12/31	7/14/2003	48,926 80	47,124 00	1,802 80
200 00	OAK TECHNOLOGY	COM	86/12/31-03/12/31	7/15/2003	1,493 92	1,428 00	65 92
1,180 00	OAK TECHNOLOGY	COM	86/12/31-03/12/31	7/16/2003	8,760 25	8,425 20	335 05
8,060 00	OAKLEY INC	COM	86/12/31-03/12/31	7/14/2003	98,038 85	98,170 80	(131 95)
1,500 00	OCEANEERING INTL INC	COM	86/12/31-03/12/31	7/14/2003	38,259 15	38,925 00	(685 85)
200 00	OCEANEERING INTL INC	COM	86/12/31-03/12/31	7/15/2003	4,987 77	5,190 00	(202 23)
190 00	OCEANEERING INTL INC	COM	86/12/31-03/12/31	7/16/2003	4,706 07	4,830 50	(224 43)
600 00	OCEANFIRST FINL CORP	COM	86/12/31-03/12/31	7/14/2003	15,470 69	15,114 00	356 69
300 00	OCEANFIRST FINL CORP	COM	86/12/31-03/12/31	7/16/2003	7,662 63	7,557 00	105 63
1,000 00	OCTEL CORP	COM	86/12/31-03/12/31	7/14/2003	14,271 33	14,080 00	191 33
280 00	OCTEL CORP	COM	86/12/31-03/12/31	7/16/2003	4,009 41	3,942 40	67 01
200 00	OCULAR SCIENCES INC	COM	86/12/31-03/12/31	7/14/2003	4,181 80	4,230 00	(48 40)
100 00	OCULAR SCIENCES INC	COM	86/12/31-03/12/31	7/15/2003	2,093 90	2,115 00	(21 10)
240 00	OCULAR SCIENCES INC	COM	86/12/31-03/12/31	7/16/2003	4,864 57	5,076 00	(211 43)
700 00	ODYSSEY RE HLDGS CORP	COM	86/12/31-03/12/31	7/14/2003	13,686 17	13,790 00	(103 83)
280 00	ODYSSEY RE HLDGS CORP	COM	86/12/31-03/12/31	7/16/2003	5,479 34	5,516 00	(36 66)
800 00	OFFSHORE LOGISTICS INC	COM	86/12/31-03/12/31	7/14/2003	17,410 38	17,496 00	(85 62)
200 00	OFFSHORE LOGISTICS INC	COM	86/12/31-03/12/31	7/15/2003	4,308 80	4,374 00	(65 20)
50 00	OFFSHORE LOGISTICS INC	COM	86/12/31-03/12/31	7/16/2003	1,093 94	1,093 50	0 44
1,500 00	OIL STATES INTL INC	COM	86/12/31-03/12/31	7/14/2003	18,394 08	18,480 00	(85 92)
100 00	OIL STATES INTL INC	COM	86/12/31-03/12/31	7/15/2003	1,211 94	1,232 00	(20 08)
300 00	OIL STATES INTL INC	COM	86/12/31-03/12/31	7/16/2003	3,581 83	3,696 00	(114 17)
100 00	OLD DOMINION FGHT LINES INC	COM	86/12/31-03/12/31	7/14/2003	2,841 26	2,763 00	78 26
980 00	OMNIVISION TECHNOLOGIES INC	COM	86/12/31-03/12/31	7/14/2003	38,094 93	35,544 60	2,550 33
500 00	OMNOVA SOLUTIONS INC	COM	86/12/31-03/12/31	7/14/2003	2,244 89	2,250 00	(5 11)
200 00	ON ASSIGNMENT INC	COM	86/12/31-03/12/31	7/14/2003	1,000 75	1,002 00	(1 25)
100 00	ON ASSIGNMENT INC	COM	86/12/31-03/12/31	7/15/2003	503 97	501 00	2 97
160 00	ON ASSIGNMENT INC	COM	86/12/31-03/12/31	7/16/2003	847 96	801 60	46 36
800 00	FLOWERS COM INC	CL A	86/12/31-03/12/31	7/14/2003	7,251 89	7,320 00	(68 11)
100 00	FLOWERS COM INC	CL A	86/12/31-03/12/31	7/15/2003	943 25	915 00	28 25
250 00	FLOWERS COM INC	CL A	86/12/31-03/12/31	7/16/2003	2,427 38	2,287 50	139 88
4,680 00	ONEOK INC NEW	COM	86/12/31-03/12/31	7/14/2003	93,350 39	91,868 40	1,481 99
550 00	ONYX PHARMACEUTICALS INC	COM	86/12/31-03/12/31	7/14/2003	8,194 83	8,365 50	(170 67)
340 00	OPNET TECHNOLOGIES INC	COM	86/12/31-03/12/31	7/14/2003	3,853 17	4,063 00	(209 83)
600 00	ORASURE TECHNOLOGIES INC	COM	86/12/31-03/12/31	7/14/2003	5,060 16	5,022 00	38 16
100 00	ORASURE TECHNOLOGIES INC	COM	86/12/31-03/12/31	7/15/2003	842 96	837 00	5 96
140 00	ORASURE TECHNOLOGIES INC	COM	86/12/31-03/12/31	7/16/2003	1,194 14	1,171 80	22 34
900 00	OSHKOSH B GOSH INC	CL A	86/12/31-03/12/31	7/14/2003	24,211 47	24,228 00	(16 53)
100 00	OSHKOSH TRUCK CORP	COM	86/12/31-03/12/31	7/14/2003	5,977 12	5,914 00	63 12
2,000 00	OVERLAND STORAGE INC	COM	86/12/31-03/12/31	7/14/2003	42,835 99	42,300 00	535 99
350 00	OVERSEAS SHIPHOLDING GROUP INC	COM	86/12/31-03/12/31	7/14/2003	7,785 03	7,858 00	(72 97)
1,000 00	OWENS ILL INC	COM NEW	86/12/31-03/12/31	7/14/2003	11,890 94	12,110 00	(219 06)
200 00	OWENS ILL INC	COM NEW	86/12/31-03/12/31	7/15/2003	2,364 88	2,422 00	(57 12)
190 00	OWENS ILL INC	COM NEW	86/12/31-03/12/31	7/16/2003	2,285 59	2,300 90	(15 31)
100 00	PC CONNECTION INC	COM	86/12/31-03/12/31	7/14/2003	860 35	850 00	10 35
210 00	PC CONNECTION INC	COM	86/12/31-03/12/31	7/16/2003	1,971 80	1,785 00	186 80
400 00	PC TEL INC	COM	86/12/31-03/12/31	7/14/2003	5,267 35	5,196 00	71 35
100 00	PC TEL INC	COM	86/12/31-03/12/31	7/15/2003	1,321 93	1,299 00	22 93
140 00	PC TEL INC	COM	86/12/31-03/12/31	7/16/2003	1,882 91	1,818 80	64 11
740 00	PDI INC	COM	86/12/31-03/12/31	7/14/2003	13,193 65	13,127 60	66 05

THE ROCKEFELLER FOUNDATION
EMPLOYEE ID NO 13-1659629
GAIN AND LOSSES ON TAXABLE INVESTMENTS
FOR YEAR 2003

Shares/Par Value	Security Name	Security Description	Date Bought	Date Sold	Proceeds	Cost	Realized Gain/Loss
800 00	PFF BANCORP INC	COM	86/12/31-03/12/31	7/14/2003	24,980 21	24,702 00	258 21
280 00	PFF BANCORP INC	COM	86/12/31-03/12/31	7/16/2003	11,613 86	11,527 60	86 26
4,200 00	PICO HLDGS INC	COM NEW	86/12/31-03/12/31	7/17/2003	57,750 00	58,859 64	890 36
13,900 00	PNM RES INC	COM	86/12/31-03/12/31	7/17/2003	358,084 00	369,778 85	(11,714 65)
5,190 00	PSS WORLD MED INC	COM	86/12/31-03/12/31	7/14/2003	31,803 34	32,126 10	(322 76)
2,370 00	PACIFIC CAP BANCORP NEW	COM	86/12/31-03/12/31	7/14/2003	83,159 16	82,357 50	801 66
670 00	PACIFIC SUNWEAR OF CALIF	COM	86/12/31-03/12/31	7/14/2003	18,362 22	17,976 10	386 12
60 00	PACIFICARE HEALTH SYSTEMS	COM	86/12/31-03/12/31	7/14/2003	3,358 28	3,305 40	52 88
280 00	PACKAGING DYNAMICS CORP 1	COM	86/12/31-03/12/31	7/14/2003	1,969 83	2,035 60	(65 97)
3,690 00	PACKETEER INC	COM	86/12/31-03/12/31	7/14/2003	67,354 47	64,058 40	3,296 07
5,100 00	PAPA JOHNS INTL INC	COM	86/12/31-03/12/31	7/17/2003	131,274 00	134,721 60	(3,447 60)
400 00	PARAMETRIC TECHNOLOGY CORP		86/12/31-03/12/31	7/14/2003	1,301 13	1,340 00	(38 87)
210 00	PARAMETRIC TECHNOLOGY CORP		86/12/31-03/12/31	7/16/2003	636 26	703 50	(67 24)
180 00	PARK NATL CORP		86/12/31-03/12/31	7/14/2003	20,526 36	20,475 00	51 36
250 00	PARKERVISON INC	COM	86/12/31-03/12/31	7/14/2003	1,643 42	1,762 50	(119 08)
330 00	PARTY CITY CORP	COM	86/12/31-03/12/31	7/14/2003	3,588 55	3,606 60	(18 35)
3,020 00	PATINA OIL + GAS CORP	COM	86/12/31-03/12/31	7/14/2003	90,582 76	91,385 20	(802 44)
410 00	PAXAR CORP	COM	86/12/31-03/12/31	7/14/2003	5,546 46	5,420 20	126 26
49,600 00	PAYLESS SHOESOURCE INC	COM	86/12/31-03/12/31	7/17/2003	657,200 00	657,874 56	(674 56)
2,000 00	PEDIATRIX MED GROUP	COM	86/12/31-03/12/31	7/14/2003	79,841 25	78,980 00	861 25
100 00	PEDIATRIX MED GROUP	COM	86/12/31-03/12/31	7/15/2003	4,032 81	3,949 00	83 81
250 00	PEDIATRIX MED GROUP	COM	86/12/31-03/12/31	7/16/2003	9,964 53	9,872 50	92 03
200 00	PEETS COFFEE AND TEA INC	COM	86/12/31-03/12/31	7/14/2003	3,714 62	3,750 00	(35 38)
100 00	PEETS COFFEE AND TEA INC	COM	86/12/31-03/12/31	7/15/2003	1,873 91	1,875 00	(1 09)
800 00	PEGASYSTEMS INC	COM	86/12/31-03/12/31	7/14/2003	6,682 88	6,824 00	(141 12)
100 00	PEGASYSTEMS INC	COM	86/12/31-03/12/31	7/15/2003	847 96	853 00	(5 04)
200 00	PEGASYSTEMS INC	COM	86/12/31-03/12/31	7/16/2003	1,735 92	1,708 00	27 92
3,200 00	PEGASUS SYS INC	COM	86/12/31-03/12/31	7/14/2003	53,431 41	51,584 00	1,847 41
200 00	PENFORD CORP	COM	86/12/31-03/12/31	7/14/2003	2,317 69	2,316 00	1 69
400 00	PENN ENGR + MFG CORP	COM NON VOTING	86/12/31-03/12/31	7/14/2003	5,466 34	5,400 00	66 34
170 00	PENN ENGR + MFG CORP	COM NON VOTING	86/12/31-03/12/31	7/16/2003	2,298 29	2,295 00	3 29
1,900 00	PENN NATL GAMING INC	COM	86/12/31-03/12/31	7/14/2003	40,380 70	39,710 00	670 70
630 00	PENN VA CORP	COM	86/12/31-03/12/31	7/14/2003	27,849 10	27,745 20	103 90
180 00	PEOPLES BANCORP INC	COM	86/12/31-03/12/31	7/14/2003	4,099 24	4,120 00	(20 76)
60 00	PEOPLES HLDG CO	COM	86/12/31-03/12/31	7/14/2003	2,848 30	2,835 00	13 30
200 00	PEP BOYS MANNY MOE + JACK	COM	86/12/31-03/12/31	7/14/2003	2,860 66	2,814 00	46 66
100 00	PEP BOYS MANNY MOE + JACK	COM	86/12/31-03/12/31	7/15/2003	1,429 93	1,407 00	22 93
250 00	PEP BOYS MANNY MOE + JACK	COM	86/12/31-03/12/31	7/16/2003	3,839 82	3,517 50	322 32
180 00	PER SE TECHNOLOGIES INC	COM NEW	86/12/31-03/12/31	7/14/2003	1,993 74	2,016 00	(22 26)
200 00	PERICOM SEMICONDUCTOR CORP	COM	86/12/31-03/12/31	7/14/2003	2,138 69	2,086 00	52 69
100 00	PERICOM SEMICONDUCTOR CORP	COM	86/12/31-03/12/31	7/15/2003	1,104 74	1,043 00	61 74
190 00	PERICOM SEMICONDUCTOR CORP	COM	86/12/31-03/12/31	7/16/2003	2,084 20	1,981 70	102 50
3,600 00	PERKINELMER INC	COM	86/12/31-03/12/31	7/14/2003	52,831 84	51,120 00	1,711 84
100 00	PERKINELMER INC	COM	86/12/31-03/12/31	7/15/2003	1,466 93	1,420 00	46 93
680 00	PERKINELMER INC	COM	86/12/31-03/12/31	7/16/2003	9,469 76	9,372 00	97 76
6,880 00	PERRIGO CO		86/12/31-03/12/31	7/14/2003	110,964 37	112,969 60	(2,005 23)
1,210 00	PHARMACEUTICAL PROD DEV INC	COM	86/12/31-03/12/31	7/14/2003	34,914 36	34,557 60	356 76
500 00	PHARMACOPEIA INC	COM	86/12/31-03/12/31	7/14/2003	5,010 86	4,875 00	135 86
250 00	PHARMACOPEIA INC	COM	86/12/31-03/12/31	7/16/2003	2,397 38	2,437 50	(40 12)
600 00	PHILLIPS VAN HEUSEN CORP	COM	86/12/31-03/12/31	7/14/2003	8,776 98	8,940 00	(163 02)
100 00	PHILLIPS VAN HEUSEN CORP	COM	86/12/31-03/12/31	7/15/2003	1,455 93	1,490 00	(34 07)
140 00	PHILLIPS VAN HEUSEN CORP	COM	86/12/31-03/12/31	7/16/2003	2,008 11	2,086 00	(77 89)
400 00	PHOENIX COS INC NEW	COM	86/12/31-03/12/31	7/14/2003	3,983 41	4,000 00	(16 59)
200 00	PHOENIX COS INC NEW	COM	86/12/31-03/12/31	7/16/2003	1,973 90	2,000 00	(26 10)
1,200 00	PHOENIX TECHNOLOGIES LTD	COM	86/12/31-03/12/31	7/14/2003	7,283 53	7,118 00	165 53
200 00	PHOENIX TECHNOLOGIES LTD	COM	86/12/31-03/12/31	7/15/2003	1,261 94	1,186 00	75 94
190 00	PHOENIX TECHNOLOGIES LTD	COM	86/12/31-03/12/31	7/16/2003	1,271 04	1,126 70	144 34
1,000 00	PHOTRONICS INC		86/12/31-03/12/31	7/14/2003	19,455 08	18,520 00	935 08
100 00	PHOTRONICS INC		86/12/31-03/12/31	7/15/2003	1,952 90	1,852 00	100 90
560 00	PHOTRONICS INC		86/12/31-03/12/31	7/16/2003	10,596 10	10,371 20	224 90
1,400 00	PILGRIMS PRIDE CORP	COM	86/12/31-03/12/31	7/14/2003	15,781 87	14,924 00	857 87
280 00	PILGRIMS PRIDE CORP	COM	86/12/31-03/12/31	7/16/2003	3,295 44	2,984 80	310 64
10,660 00	PINNACLE SYS INC	COM	86/12/31-03/12/31	7/14/2003	140,595 60	138,153 60	2,442 00
430 00	PIONEER STD ELECTRS INC	COM	86/12/31-03/12/31	7/14/2003	3,726 93	3,749 60	(22 67)
500 00	PIXELWORKS INC	COM	86/12/31-03/12/31	7/14/2003	3,474 83	3,275 00	199 83
100 00	PIXELWORKS INC	COM	86/12/31-03/12/31	7/15/2003	706 96	655 00	51 96
150 00	PIXELWORKS INC	COM	86/12/31-03/12/31	7/16/2003	1,051 45	982 50	68 95
16,600 00	PLAINS EXPL + PRODTN CO	COM	86/12/31-03/12/31	7/17/2003	177,122 00	179,386 05	(2,264 05)
870 00	PLAINS RES INC	COM PAR 0 10	86/12/31-03/12/31	7/14/2003	12,457 29	12,371 40	85 89
1,300 00	PLANAR SYS INC	COM	86/12/31-03/12/31	7/14/2003	28,386 89	27,950 00	436 89
200 00	PLANAR SYS INC	COM	86/12/31-03/12/31	7/15/2003	4,254 80	4,300 00	(45 20)
170 00	PLANAR SYS INC	COM	86/12/31-03/12/31	7/16/2003	3,520 53	3,655 00	(134 47)
3,500 00	PLANTRONICS INC NEW	COM	86/12/31-03/12/31	7/14/2003	80,284 13	78,120 00	2,164 13
150 00	PLAYBOY ENTERPRISES INC	COM CL B	86/12/31-03/12/31	7/14/2003	2,100 50	2,098 50	2 00
3,600 00	PLEXUS CORP	COM	86/12/31-03/12/31	7/14/2003	47,337 08	46,784 00	553 08
4,800 00	POLARIS INDS INC	COM	86/12/31-03/12/31	7/17/2003	360,000 00	324,150 72	35,849 28
1,000 00	POMEROY IT SOLUTIONS INC		86/12/31-03/12/31	7/14/2003	12,875 39	12,950 00	(74 61)
100 00	POMEROY IT SOLUTIONS INC		86/12/31-03/12/31	7/15/2003	1,281 94	1,295 00	(13 06)
240 00	POMEROY IT SOLUTIONS INC		86/12/31-03/12/31	7/16/2003	3,083 85	3,108 00	(24 15)
800 00	POPE + TALBOT INC	COM	86/12/31-03/12/31	7/14/2003	8,612 79	8,760 00	(147 21)
100 00	POPE + TALBOT INC	COM	86/12/31-03/12/31	7/15/2003	1,076 95	1,085 00	(8 05)
200 00	POPE + TALBOT INC	COM	86/12/31-03/12/31	7/16/2003	2,179 69	2,190 00	(10 31)
90 00	PORTFOLIO RECOVERY ASSOCS INC	COM	86/12/31-03/12/31	7/14/2003	2,870 32	2,887 20	(16 88)
300 00	POSSIS MED INC	COM	86/12/31-03/12/31	7/14/2003	4,773 97	4,761 00	12 97
150 00	POWELL INDS INC	COM	86/12/31-03/12/31	7/14/2003	2,406 98	2,415 00	(8 02)

THE ROCKEFELLER FOUNDATION
EMPLOYEE ID NO 13-1659629
GAIN AND LOSSES ON TAXABLE INVESTMENTS
FOR YEAR 2003

Shares/Par Value	Security Name	Security Description	Date Bought	Date Sold	Proceeds	Cost	Realized Gain/Loss
2,100 00	POWER INTEGRATIONS	COM	86/12/31-03/12/31	7/14/2003	57,957 70	57,117 90	839 80
330 00	POWER INTEGRATIONS	COM	86/12/31-03/12/31	7/16/2003	8,874 27	8,975 67	(101 40)
800 00	POWERWAVE TECHNOLOGIES INC	COM	86/12/31-03/12/31	7/14/2003	6,350 90	6,080 00	270 90
220 00	POWERWAVE TECHNOLOGIES INC	COM	86/12/31-03/12/31	7/16/2003	1,643 32	1,672 00	(28 68)
200 00	PRACTICEWORKS INC	COM	86/12/31-03/12/31	7/14/2003	3,860 61	3,830 00	30 61
600 00	POZEN INC	COM	86/12/31-03/12/31	7/14/2003	7,954 00	7,200 00	754 00
260 00	POZEN INC	COM	86/12/31-03/12/31	7/16/2003	3,138 05	3,120 00	18 05
800 00	PRAECIS PHARMACEUTICALS INC	COM	86/12/31-03/12/31	7/14/2003	4,290 99	4,264 00	26 99
100 00	PRAECIS PHARMACEUTICALS INC	COM	86/12/31-03/12/31	7/15/2003	557 97	533 00	24 97
190 00	PRAECIS PHARMACEUTICALS INC	COM	86/12/31-03/12/31	7/16/2003	1,069 64	1,012 70	56 94
200 00	PRE PAID LEGAL SVCS INC	COM	86/12/31-03/12/31	7/14/2003	4,784 57	4,702 00	82 57
290 00	PRE PAID LEGAL SVCS INC	COM	86/12/31-03/12/31	7/16/2003	6,907 47	6,817 90	89 57
100 00	PRECIS SMART CARD SYS INC	CDT CAP STK	86/12/31-03/12/31	7/14/2003	484 37	486 00	(1 63)
100 00	PRECIS SMART CARD SYS INC	CDT CAP STK	86/12/31-03/12/31	7/15/2003	483 97	486 00	(2 03)
160 00	PRECIS SMART CARD SYS INC	CDT CAP STK	86/12/31-03/12/31	7/16/2003	775 96	777 80	(1 84)
500 00	PRECISION CASTPARTS CORP	COM	86/12/31-03/12/31	7/14/2003	16,458 22	16,350 00	108 22
190 00	PRECISION CASTPARTS CORP	COM	86/12/31-03/12/31	7/16/2003	6,038 01	6,213 00	(176 99)
800 00	PRESIDENTIAL LIFE CORP	COM	86/12/31-03/12/31	7/14/2003	12,406 45	12,472 00	(65 55)
100 00	PRESIDENTIAL LIFE CORP	COM	86/12/31-03/12/31	7/15/2003	1,570 93	1,559 00	11 93
290 00	PRESIDENTIAL LIFE CORP	COM	86/12/31-03/12/31	7/16/2003	4,491 88	4,521 10	(29 22)
4,510 00	PRICE COMMUNICATIONS CORP	COM	86/12/31-03/12/31	7/14/2003	59,446 68	59,687 30	(220 62)
500 00	PRICELINE COM INC	COM NEW	86/12/31-03/12/31	7/14/2003	12,964 39	12,300 00	664 39
250 00	PRICELINE COM INC	COM NEW	86/12/31-03/12/31	7/16/2003	6,352 20	6,150 00	202 20
1,800 00	PRIME MED SVCS INC	COM NEW	86/12/31-03/12/31	7/14/2003	9,456 75	9,378 00	78 75
100 00	PRIME MED SVCS INC	COM NEW	86/12/31-03/12/31	7/15/2003	521 98	521 00	0 98
540 00	PRIME MED SVCS INC	COM NEW	86/12/31-03/12/31	7/16/2003	2,862 09	2,813 40	48 69
9,900 00	PRIMA ENERGY CORP	COM PAR 0 015	86/12/31-03/12/31	7/17/2003	222,354 00	222,447 28	(93 28)
790 00	PRIME HOSPITALITY CORP	COM	86/12/31-03/12/31	7/14/2003	5,972 51	6,027 70	(55 19)
60 00	PRIVATEBANKCORP INC	COM	86/12/31-03/12/31	7/14/2003	2,032 34	1,982 00	70 34
3,790 00	PROGRESS SOFTWARE CORP	COM	86/12/31-03/12/31	7/14/2003	77,346 10	77,088 60	257 50
20,400 00	PROQUEST COMPANY	COM	86/12/31-03/12/31	7/17/2003	527,340 00	547,203 48	(19,863 48)
200 00	PROSPERITY BANCSHARES INC	COM	86/12/31-03/12/31	7/14/2003	4,170 60	4,100 00	70 60
230 00	PROSPERITY BANCSHARES INC	COM	86/12/31-03/12/31	7/16/2003	4,861 74	4,715 00	146 74
1,600 00	PROTEIN DESIGN LABS INC	COM	86/12/31-03/12/31	7/14/2003	23,103 39	23,184 00	(80 61)
100 00	PROTEIN DESIGN LABS INC	COM	86/12/31-03/12/31	7/15/2003	1,450 93	1,449 00	1 93
260 00	PROTEIN DESIGN LABS INC	COM	86/12/31-03/12/31	7/16/2003	3,710 02	3,767 40	(57 38)
1,500 00	PROVIDENT BANKSHARES CORP	COM	86/12/31-03/12/31	7/14/2003	40,155 66	39,875 00	280 66
100 00	PROVIDENT BANKSHARES CORP	COM	86/12/31-03/12/31	7/15/2003	2,685 87	2,645 00	40 87
330 00	PROVIDENT BANKSHARES CORP	COM	86/12/31-03/12/31	7/16/2003	8,841 67	8,728 50	113 17
1,200 00	PROVIDENT FINL GROUP INC	COM	86/12/31-03/12/31	7/14/2003	33,717 70	33,060 00	657 70
100 00	PROVIDENT FINL GROUP INC	COM	86/12/31-03/12/31	7/15/2003	2,834 86	2,755 00	79 86
330 00	PROVIDENT FINL GROUP INC	COM	86/12/31-03/12/31	7/16/2003	9,090 18	9,091 50	(1 32)
500 00	PUMATECH INC	COM	86/12/31-03/12/31	7/14/2003	1,960 65	1,895 00	65 65
100 00	PUMATECH INC	COM	86/12/31-03/12/31	7/15/2003	376 98	379 00	(2 02)
150 00	PUMATECH INC	COM	86/12/31-03/12/31	7/16/2003	553 47	568 50	(15 03)
290 00	QUAKER CHEMICAL	COM	86/12/31-03/12/31	7/14/2003	7,897 98	7,859 00	38 98
190 00	QUAKER CITY BANCORP INC	COM	86/12/31-03/12/31	7/14/2003	7,721 38	7,691 20	30 18
290 00	QUAKER FABRIC CORP NEW	COM	86/12/31-03/12/31	7/14/2003	1,999 86	2,030 00	(30 14)
9,600 00	QUANEX CORP	COM	86/12/31-03/12/31	7/17/2003	286,846 00	295,604 74	(8,758 74)
400 00	QUANTA SERVICES INC	COM	86/12/31-03/12/31	7/14/2003	3,150 45	3,096 00	54 45
200 00	R + G FINANCIAL CORP	CL B	86/12/31-03/12/31	7/14/2003	8,497 49	8,386 00	111 49
100 00	R + G FINANCIAL CORP	CL B	86/12/31-03/12/31	7/15/2003	3,219 84	3,193 00	26 84
250 00	R + G FINANCIAL CORP	CL B	86/12/31-03/12/31	7/16/2003	7,942 12	7,982 50	(40 38)
2,300 00	RC2 CORP	COM	86/12/31-03/12/31	7/14/2003	41,040 42	41,170 00	(129 58)
100 00	RC2 CORP	COM	86/12/31-03/12/31	7/15/2003	1,775 91	1,790 00	(14 09)
1,100 00	RPM INTL INC	COM	86/12/31-03/12/31	7/14/2003	14,700 26	14,619 00	81 26
270 00	RPM INTL INC	COM	86/12/31-03/12/31	7/16/2003	3,569 23	3,588 30	(19 07)
1,340 00	RSA SEC INC	COM	86/12/31-03/12/31	7/14/2003	17,173 57	16,642 80	530 77
800 00	RTI INTL METALS INC	COM	86/12/31-03/12/31	7/14/2003	9,034 77	9,088 00	(53 23)
100 00	RTI INTL METALS INC	COM	86/12/31-03/12/31	7/15/2003	1,126 94	1,136 00	(9 06)
140 00	RTI INTL METALS INC	COM	86/12/31-03/12/31	7/16/2003	1,535 72	1,590 40	(54 68)
180 00	RADIANT SYS INC	COM	86/12/31-03/12/31	7/14/2003	1,187 26	1,200 60	(13 34)
5,370 00	RAILAMERICA INC	COM	86/12/31-03/12/31	7/14/2003	45,639 09	44,785 80	853 29
2,340 00	RAINBOW TECHNOLOGIES INC	COM	86/12/31-03/12/31	7/14/2003	19,068 70	18,813 60	255 10
3,240 00	RAMBUS INC DEL	COM	86/12/31-03/12/31	7/14/2003	61,081 17	60,102 00	979 17
5,700 00	RALCORP HLDGS INC NEW	COM	86/12/31-03/12/31	7/17/2003	149,055 00	149,302 94	(247 94)
1,300 00	RANGE RES CORP	COM	86/12/31-03/12/31	7/14/2003	8,404 75	8,437 00	(32 25)
200 00	RANGE RES CORP	COM	86/12/31-03/12/31	7/15/2003	1,256 94	1,298 00	(41 06)
190 00	RANGE RES CORP	COM	86/12/31-03/12/31	7/16/2003	1,198 84	1,233 10	(34 26)
710 00	RARE HOSPITALITY INTL INC	COM	86/12/31-03/12/31	7/14/2003	25,802 82	25,623 90	178 92
290 00	RAYOVAC CORP	COM	86/12/31-03/12/31	7/14/2003	3,967 47	3,984 60	(17 13)
800 00	REAL NETWORKS INC	COM	86/12/31-03/12/31	7/14/2003	5,555 33	5,512 00	43 33
210 00	REAL NETWORKS INC	COM	86/12/31-03/12/31	7/16/2003	1,341 83	1,448 90	(107 07)
11,500 00	REGAL BELOIT CORP	COM	86/12/31-03/12/31	7/17/2003	227,125 00	230,709 55	(3,584 55)
870 00	REGENT COMMUNICATIONS INC DEL	COM	86/12/31-03/12/31	7/14/2003	5,251 24	5,220 00	31 24
2,340 00	REGENERON PHARMACEUTICALS INC	COM	86/12/31-03/12/31	7/14/2003	39,083 88	38,844 00	239 88
400 00	REGENERATION TECH INC DEL	COM	86/12/31-03/12/31	7/14/2003	5,641 33	5,504 00	137 33
200 00	REGENERATION TECH INC DEL	COM	86/12/31-03/12/31	7/16/2003	2,763 87	2,752 00	11 87
1,550 00	REGIS CORP MINNESOTA	COM	86/12/31-03/12/31	7/14/2003	47,473 50	47,507 50	(34 00)
22,700 00	REGISTER COM INC	COM	86/12/31-03/12/31	7/17/2003	136,427 00	137,433 37	(1,006 37)
200 00	REMINGTON OIL GAS CORP	COM	86/12/31-03/12/31	7/14/2003	3,646 62	3,726 00	(79 38)
210 00	REMINGTON OIL GAS CORP	COM	86/12/31-03/12/31	7/16/2003	3,735 72	3,912 30	(176 58)
140 00	REPUBLIC BANCSHARES INC	COM	86/12/31-03/12/31	7/14/2003	3,620 69	3,633 00	(12 31)
1,000 00	RENT WAY INC	COM	86/12/31-03/12/31	7/14/2003	4,949 76	4,850 00	99 76
200 00	RENT WAY INC	COM	86/12/31-03/12/31	7/15/2003	974 95	970 00	4 95

THE ROCKEFELLER FOUNDATION
EMPLOYEE ID NO 13-1659829
GAIN AND LOSSES ON TAXABLE INVESTMENTS
FOR YEAR 2003

Shares/Par Value	Security Name	Security Description	Date Bought	Date Sold	Proceeds	Cost	Realized Gain/Loss
190 00	RENT WAY INC	COM	86/12/31-03/12/31	7/16/2003	898 65	921 50	(22 85)
3,100 00	REPUBLIC BANCORP INC	COM	86/12/31-03/12/31	7/14/2003	43,339 37	43,400 00	(60 63)
100 00	REPUBLIC BANCORP INC	COM	86/12/31-03/12/31	7/15/2003	1,390 93	1,400 00	(9 07)
1,080 00	REPUBLIC BANCORP INC	COM	86/12/31-03/12/31	7/16/2003	14,922 85	15,120 00	(197 15)
200 00	RESEARCH FRONTIERS INC		86/12/31-03/12/31	7/14/2003	3,126 65	3,135 80	(9 15)
260 00	RESEARCH FRONTIERS INC		86/12/31-03/12/31	7/16/2003	3,634 37	4,076 54	(442 17)
500 00	RESORTQUEST INTL INC	COM	86/12/31-03/12/31	7/14/2003	2,463 88	2,485 00	(21 12)
190 00	RESORTQUEST INTL INC	COM	86/12/31-03/12/31	7/16/2003	944 25	944 30	(0 05)
60 00	RESOURCES BANKSHARES CORP	COM	86/12/31-03/12/31	7/14/2003	2,068 40	2,087 40	(19 00)
500 00	RESOURCES CONNECTION INC	COM	86/12/31-03/12/31	7/14/2003	13,091 38	13,099 50	(8 12)
100 00	RESOURCES CONNECTION INC	COM	86/12/31-03/12/31	7/15/2003	2,544 88	2,619 90	(75 02)
150 00	RESOURCES CONNECTION INC	COM	86/12/31-03/12/31	7/16/2003	3,706 32	3,929 85	(223 53)
2,930 00	RESPIRONICS INC		86/12/31-03/12/31	7/14/2003	120,377 51	120,481 60	(104 09)
4,450 00	RETEK INC	COM	86/12/31-03/12/31	7/14/2003	33,373 88	32,262 50	1,111 38
600 00	REX STORES CORP	COM	86/12/31-03/12/31	7/14/2003	7,974 04	8,040 00	(65 96)
280 00	REX STORES CORP	COM	86/12/31-03/12/31	7/16/2003	3,424 03	3,484 00	(59 97)
200 00	RIBAPHARM INC	COM	86/12/31-03/12/31	7/14/2003	1,349 73	1,382 00	(32 27)
100 00	RIBAPHARM INC	COM	86/12/31-03/12/31	7/15/2003	667 97	681 00	(13 03)
280 00	RIBAPHARM INC	COM	86/12/31-03/12/31	7/16/2003	1,414 33	1,770 60	(356 27)
160 00	RIGGS NATL CORP WASH DC	COM	86/12/31-03/12/31	7/14/2003	2,591 52	2,574 40	17 12
3,590 00	RIGHT MGMT CONSULTANTS INC	COM	86/12/31-03/12/31	7/14/2003	46,537 49	46,203 30	334 19
270 00	ROADWAY CORP	COM	86/12/31-03/12/31	7/14/2003	12,454 59	12,411 90	42 69
15,200 00	ROANOKE ELEC STL CORP	COM	86/12/31-03/12/31	7/17/2003	126,160 00	136,990 00	(10,830 00)
1,870 00	ROCK TENN CO	COM CL A	86/12/31-03/12/31	7/14/2003	30,785 85	31,042 00	(256 15)
90 00	ROFIN SINAR TECHNOLOGIES INC	COM	86/12/31-03/12/31	7/14/2003	1,368 29	1,381 70	(13 41)
6,700 00	ROTO ROOTER INC NEW	COM	86/12/31-03/12/31	7/17/2003	263,310 00	261,076 89	2,233 11
2,433 00	ROXIO INC	COM	86/12/31-03/12/31	7/14/2003	15,576 30	15,814 50	(238 20)
100 00	ROXIO INC	COM	86/12/31-03/12/31	7/15/2003	641 96	650 00	(8 04)
597 00	ROXIO INC	COM	86/12/31-03/12/31	7/16/2003	3,822 65	3,880 50	(57 85)
4,630 00	RUBY TUESDAY INC	COM	86/12/31-03/12/31	7/14/2003	107,631 80	108,527 20	(895 40)
500 00	RUDDICK CORP	COM	86/12/31-03/12/31	7/14/2003	8,094 62	8,190 00	(95 38)
230 00	RUDDICK CORP	COM	86/12/31-03/12/31	7/16/2003	3,693 62	3,767 40	(73 78)
2,930 00	RUSSELL CORP	COM	86/12/31-03/12/31	7/14/2003	57,767 51	57,984 70	(217 19)
3,019 00	RYANS FAMILY STEAK HOUSES INC	COM	86/12/31-03/12/31	7/14/2003	42,672 16	42,477 33	194 83
100 00	RYANS FAMILY STEAK HOUSES INC	COM	86/12/31-03/12/31	7/15/2003	1,392 93	1,407 00	(14 07)
581 00	RYANS FAMILY STEAK HOUSES INC	COM	86/12/31-03/12/31	7/16/2003	8,043 45	8,174 67	(131 22)
250 00	S + T BANCORP INC		86/12/31-03/12/31	7/14/2003	7,300 65	7,300 00	0 65
800 00	SBS TECHNOLOGIES INC	COM	86/12/31-03/12/31	7/14/2003	7,996 82	7,696 00	300 82
100 00	SBS TECHNOLOGIES INC	COM	86/12/31-03/12/31	7/15/2003	1,021 95	962 00	59 95
280 00	SBS TECHNOLOGIES INC	COM	86/12/31-03/12/31	7/16/2003	2,675 27	2,501 20	174 07
30 00	SJW CORP	COM	86/12/31-03/12/31	7/14/2003	2,534 10	2,550 00	(15 90)
420 00	SPS TECHNOLOGIES INC	COM	86/12/31-03/12/31	7/14/2003	12,451 91	12,331 20	120 71
2,740 00	S1 CORP	COM	86/12/31-03/12/31	7/14/2003	12,009 67	11,782 00	227 67
30 00	SRA INTL INC	CL A	86/12/31-03/12/31	7/14/2003	944 17	943 20	0 97
200 00	SM+A	COM	86/12/31-03/12/31	7/14/2003	2,379 68	2,360 00	(10 32)
200 00	SAFEGUARD SCIENTIFICS INC	COM	86/12/31-03/12/31	7/14/2003	630 77	596 00	34 77
230 00	SAFEGUARD SCIENTIFICS INC	COM	86/12/31-03/12/31	7/16/2003	703 76	685 40	18 36
600 00	SAGA COMMUNICATIONS	CL A	86/12/31-03/12/31	7/14/2003	11,880 82	12,018 00	(137 18)
100 00	SAGA COMMUNICATIONS	CL A	86/12/31-03/12/31	7/15/2003	1,834 91	2,003 00	(168 09)
140 00	SAGA COMMUNICATIONS	CL A	86/12/31-03/12/31	7/16/2003	2,630 47	2,804 20	(173 73)
15,100 00	ST MARY LD + EXPL CO	COM	86/12/31-03/12/31	7/17/2003	400,301 00	405,903 10	(5,602 10)
110 00	SALEM COMMUNICATIONS CORP DEL	CL A	86/12/31-03/12/31	7/14/2003	2,465 62	2,464 00	1 62
800 00	SALTON INC	COM	86/12/31-03/12/31	7/14/2003	7,567 88	7,800 00	(232 12)
100 00	SALTON INC	COM	86/12/31-03/12/31	7/15/2003	958 95	975 00	(16 05)
250 00	SALTON INC	COM	86/12/31-03/12/31	7/16/2003	2,492 38	2,437 50	54 88
770 00	SANDERSON FARMS INC		86/12/31-03/12/31	7/14/2003	21,599 17	21,490 70	108 47
210 00	SANDY SPRING BANCORP INC	CMT COM	86/12/31-03/12/31	7/14/2003	7,082 10	7,213 29	(131 19)
1,100 00	SANGSTAT MED CORP	COM	86/12/31-03/12/31	7/14/2003	16,195 64	15,961 00	234 64
100 00	SANGSTAT MED CORP	COM	86/12/31-03/12/31	7/15/2003	1,422 93	1,451 00	(28 07)
330 00	SANGSTAT MED CORP	COM	86/12/31-03/12/31	7/16/2003	4,625 39	4,788 30	(162 91)
800 00	SAVIENT PHARMACEUTICALS INC	COM	86/12/31-03/12/31	7/14/2003	4,370 99	4,544 00	(173 01)
100 00	SAVIENT PHARMACEUTICALS INC	COM	86/12/31-03/12/31	7/15/2003	512 97	588 00	(75 03)
320 00	SAVIENT PHARMACEUTICALS INC	COM	86/12/31-03/12/31	7/16/2003	1,628 34	1,817 60	(189 26)
2,300 00	SCANSOFT INC	COM	86/12/31-03/12/31	7/14/2003	12,954 60	12,880 00	74 60
280 00	SCANSOFT INC	COM	86/12/31-03/12/31	7/16/2003	1,422 13	1,456 00	(33 87)
6,500 00	SCHNITZER STL INDS INC	CL A	86/12/31-03/12/31	7/17/2003	295,743 50	297,025 25	(1,281 75)
13,800 00	SCHOOL SPECIALTY INC	COM	86/12/31-03/12/31	7/17/2003	394,128 00	412,485 80	(18,357 80)
3,100 00	SCHULMAN A INC	COM	86/12/31-03/12/31	7/14/2003	51,593 05	51,863 00	(269 95)
210 00	SCHULMAN A INC	COM	86/12/31-03/12/31	7/16/2003	3,458 53	3,513 30	(54 77)
1,100 00	SCHWEITZER MAUDUIT INTL INC	COM	86/12/31-03/12/31	7/14/2003	27,436 12	27,665 00	(228 88)
100 00	SCHWEITZER MAUDUIT INTL INC	COM	86/12/31-03/12/31	7/15/2003	2,438 68	2,515 00	(76 32)
610 00	SCHWEITZER MAUDUIT INTL INC	COM	86/12/31-03/12/31	7/16/2003	15,150 47	15,341 50	(191 03)
2,220 00	SCICLONE PHARMACEUTICALS INC		86/12/31-03/12/31	7/14/2003	21,109 20	21,045 60	63 60
900 00	SCS TRANSA INC	COM	86/12/31-03/12/31	7/14/2003	11,915 53	11,700 00	215 53
100 00	SCS TRANSA INC	COM	86/12/31-03/12/31	7/15/2003	1,341 93	1,300 00	41 93
200 00	SCS TRANSA INC	COM	86/12/31-03/12/31	7/16/2003	2,745 67	2,600 00	145 67
1,160 00	SEACHANGE INTL INC	COM	86/12/31-03/12/31	7/14/2003	11,856 15	11,600 00	256 15
390 00	SEACOAST BKG CORP FLA	COM	86/12/31-03/12/31	7/14/2003	6,792 35	6,830 00	(37 65)
160 00	SEACOAST FINL SVCS CORP	COM	86/12/31-03/12/31	7/14/2003	3,244 48	3,238 40	6 08
90 00	SECOND BANCORP INC	COM	86/12/31-03/12/31	7/14/2003	2,338 45	2,401 20	(62 75)
3,260 00	SECURE COMPUTING CORP	COM	86/12/31-03/12/31	7/14/2003	33,303 24	32,600 00	703 24
150 00	SELECTIVE INS GROUP INC	COM	86/12/31-03/12/31	7/14/2003	3,902 92	3,921 00	(18 08)
1,510 00	SEPRACOR INC	COM	86/12/31-03/12/31	7/14/2003	31,466 21	30,456 70	1,009 51
500 00	SEQUENOM INC	COM	86/12/31-03/12/31	7/14/2003	1,746 91	1,800 50	(53 59)
170 00	SEQUENOM INC	COM	86/12/31-03/12/31	7/16/2003	581 37	612 17	(30 80)

THE ROCKEFELLER FOUNDATION
EMPLOYEE ID NO 13-1659629
GAIN AND LOSSES ON TAXABLE INVESTMENTS
FOR YEAR 2003

Shares/Par Value	Security Name	Security Description	Date Bought	Date Sold	Proceeds	Cost	Realized Gain/Loss
810 00	SEROLOGICALS CORP	COM	86/12/31-03/12/31	7/14/2003	13,292 44	13,454 10	(161 66)
1,390 00	7 ELEVEN INC	COM NEW	86/12/31-03/12/31	7/14/2003	15,834 55	16,096 20	(261 65)
50 00	SHENANDOAH TELECOMMUNICATIONS	CDT COM	86/12/31-03/12/31	7/14/2003	2,402 58	2,368 50	36 08
1,000 00	SHOE CARNIVAL INC	COM	86/12/31-03/12/31	7/14/2003	14,262 33	13,740 00	522 33
100 00	SHOE CARNIVAL INC	COM	86/12/31-03/12/31	7/15/2003	1,463 93	1,374 00	89 93
540 00	SHOE CARNIVAL INC	COM	86/12/31-03/12/31	7/16/2003	7,803 82	7,419 60	384 22
4,050 00	SHOPKO STORES INC	COM	86/12/31-03/12/31	7/14/2003	56,825 72	55,849 50	976 22
6,290 00	SIERRA HEALTH SVCS INC		86/12/31-03/12/31	7/14/2003	133,657 49	132,027 10	1,630 39
600 00	SIGMA DESIGNS	COM	86/12/31-03/12/31	7/14/2003	7,382 05	7,320 00	62 05
100 00	SILGAN HLDGS INC	COM	86/12/31-03/12/31	7/14/2003	3,027 37	3,000 00	27 37
290 00	SILGAN HLDGS INC	COM	86/12/31-03/12/31	7/16/2003	8,600 99	8,700 00	(99 01)
310 00	SILICON STORAGE TECHNOLOGY INC	COM	86/12/31-03/12/31	7/14/2003	1,778 16	1,701 90	76 26
1,070 00	SILICON IMAGE INC	COM	86/12/31-03/12/31	7/14/2003	6,060 19	6,045 50	14 69
590 00	SILICONIX INC	COM NEW	86/12/31-03/12/31	7/14/2003	24,606 50	24,537 51	68 99
15,200 00	SIMPSON MFG INC	COM	86/12/31-03/12/31	7/17/2003	584,440 00	591,567 28	(7,127 28)
2,100 00	SINCLAIR BROADCAST GROUP INC	CL A	86/12/31-03/12/31	7/14/2003	24,653 26	24,003 00	650 26
170 00	SINCLAIR BROADCAST GROUP INC	CL A	86/12/31-03/12/31	7/16/2003	2,026 30	1,943 10	83 20
2,030 00	SKECHERS U S A INC	CL A	86/12/31-03/12/31	7/14/2003	18,391 74	18,290 30	101 44
200 00	SKY FINL GROUP INC	COM	86/12/31-03/12/31	7/14/2003	4,537 58	4,480 00	57 58
100 00	SKY FINL GROUP INC	COM	86/12/31-03/12/31	7/15/2003	2,263 89	2,240 00	23 89
130 00	SKY FINL GROUP INC	COM	86/12/31-03/12/31	7/16/2003	2,952 16	2,912 00	40 16
800 00	SKYWEST INC	COM	86/12/31-03/12/31	7/14/2003	14,930 50	14,992 00	(61 50)
220 00	SKYWEST INC	COM	86/12/31-03/12/31	7/16/2003	4,135 81	4,122 80	13 01
460 00	SMART + FINAL INC		86/12/31-03/12/31	7/14/2003	2,150 12	2,185 00	(34 88)
40 00	SMITH A O CORP	COM	86/12/31-03/12/31	7/14/2003	1,190 90	1,188 00	4 90
2,100 00	SOHU COM INC	COM	86/12/31-03/12/31	7/14/2003	89,024 28	85,722 00	3,302 28
220 00	SOHU COM INC	COM	86/12/31-03/12/31	7/16/2003	8,850 18	8,980 40	(130 22)
2,700 00	SOLA INTL INC	COM	86/12/31-03/12/31	7/14/2003	48,706 52	48,600 00	106 52
100 00	SOLA INTL INC	COM	86/12/31-03/12/31	7/15/2003	1,756 91	1,800 00	(43 09)
650 00	SOLA INTL INC	COM	86/12/31-03/12/31	7/16/2003	11,496 99	11,700 00	(203 01)
4,090 00	SONIC AUTOMOTIVE INC	CL A	86/12/31-03/12/31	7/14/2003	98,389 34	97,382 90	1,006 44
1,100 00	SONIC SOLUTIONS	COM	86/12/31-03/12/31	7/14/2003	9,142 99	9,020 00	122 99
100 00	SONIC SOLUTIONS	COM	86/12/31-03/12/31	7/15/2003	827 96	820 00	7 96
650 00	SONIC SOLUTIONS	COM	86/12/31-03/12/31	7/16/2003	5,269 76	5,330 00	(60 24)
700 00	SONICWALL INC	COM	86/12/31-03/12/31	7/14/2003	3,859 61	3,780 00	79 61
170 00	SONICWALL INC	COM	86/12/31-03/12/31	7/16/2003	892 45	918 00	(25 55)
13,230 00	SONUS NETWORKS INC	COM	86/12/31-03/12/31	7/14/2003	97,485 97	94,065 30	3,420 67
170 00	SOUNDVIEW TECHNOLOGY GROUP INC	COM NEW	86/12/31-03/12/31	7/14/2003	1,856 89	1,846 20	10 69
1,300 00	SOURCECORP INC		86/12/31-03/12/31	7/14/2003	28,456 57	28,080 00	376 57
100 00	SOURCECORP INC		86/12/31-03/12/31	7/15/2003	2,192 14	2,160 00	32 14
540 00	SOURCECORP INC		86/12/31-03/12/31	7/16/2003	11,798 66	11,664 00	134 66
2,380 00	SOUTH FINL GROUP INC	COM	86/12/31-03/12/31	7/14/2003	58,500 74	57,477 00	1,023 74
190 00	SOUTH JERSEY INDS INC	COM	86/12/31-03/12/31	7/14/2003	7,418 31	7,398 60	19 71
160 00	SOUTHERN PERU COPPER CORP	COM	86/12/31-03/12/31	7/14/2003	2,605 52	2,600 00	5 52
300 00	SOUTHERN UN CO NEW	COM	86/12/31-03/12/31	7/14/2003	4,963 95	5,022 00	(58 05)
100 00	SOUTHERN UN CO NEW	COM	86/12/31-03/12/31	7/15/2003	1,511 93	1,674 00	(162 07)
5 00	SOUTHERN UN CO NEW	COM	86/12/31-03/12/31	7/31/2003	77 05	75 15	1 90
600 00	SOUTHWEST BANCORPORATION TEX	COM	86/12/31-03/12/31	7/14/2003	21,097 41	20,844 00	253 41
100 00	SOUTHWEST BANCORPORATION TEX	COM	86/12/31-03/12/31	7/15/2003	3,496 84	3,474 00	22 84
210 00	SOUTHWEST BANCORPORATION TEX	COM	86/12/31-03/12/31	7/16/2003	7,456 75	7,295 40	161 35
1,000 00	SOUTHWEST GAS CORP	COM	86/12/31-03/12/31	7/14/2003	21,381 99	21,420 00	(38 01)
100 00	SOUTHWEST GAS CORP	COM	86/12/31-03/12/31	7/15/2003	2,111 90	2,142 00	(30 10)
550 00	SOUTHWEST GAS CORP	COM	86/12/31-03/12/31	7/16/2003	11,434 95	11,781 00	(346 05)
3,300 00	SOUTHWESTERN ENERGY CO	COM	86/12/31-03/12/31	7/14/2003	50,583 32	51,150 00	(566 68)
2,270 00	SPANISH BROADCASTING SYS INC	CL A NEW	86/12/31-03/12/31	7/14/2003	20,067 87	19,637 77	430 10
200 00	SPANISH BROADCASTING SYS INC	CL A NEW	86/12/31-03/12/31	7/15/2003	1,739 91	1,730 20	9 71
170 00	SPANISH BROADCASTING SYS INC	CL A NEW	86/12/31-03/12/31	7/16/2003	1,458 53	1,470 67	(12 14)
800 00	SPARTAN MTRS INC	COM	86/12/31-03/12/31	7/14/2003	7,267 89	7,296 00	(28 11)
100 00	SPARTAN MTRS INC	COM	86/12/31-03/12/31	7/15/2003	921 95	912 00	9 95
240 00	SPARTAN MTRS INC	COM	86/12/31-03/12/31	7/16/2003	2,222 30	2,188 80	33 50
1,180 00	SPARTECH CORP	COM NEW	86/12/31-03/12/31	7/14/2003	25,898 13	25,948 20	(50 07)
2,100 00	SPECTRALINK CORP	COM	86/12/31-03/12/31	7/14/2003	23,748 41	22,848 00	900 41
100 00	SPECTRALINK CORP	COM	86/12/31-03/12/31	7/15/2003	1,116 94	1,088 00	28 94
670 00	SPECTRALINK CORP	COM	86/12/31-03/12/31	7/16/2003	7,417 42	7,289 60	127 82
4,600 00	SPHERION CORP	COM	86/12/31-03/12/31	7/14/2003	33,564 16	33,902 00	(337 84)
5,400 00	SPINNAKER EXPL CO	COM	86/12/31-03/12/31	7/17/2003	127,926 00	134,569 62	(6,643 62)
720 00	SPORTS AUTH INC	COM	86/12/31-03/12/31	7/14/2003	8,332 16	7,848 00	484 16
1,000 00	SS+C TECHNOLOGIES INC	COM	86/12/31-03/12/31	7/14/2003	17,373 18	17,380 00	(6 82)
200 00	SS+C TECHNOLOGIES INC	COM	86/12/31-03/12/31	7/15/2003	3,465 84	3,476 00	(10 16)
190 00	SS+C TECHNOLOGIES INC	COM	86/12/31-03/12/31	7/16/2003	3,332 44	3,302 20	30 24
1,000 00	STAAR SURGICAL CO	COM NEW	86/12/31-03/12/31	7/14/2003	13,377 37	13,160 00	217 37
270 00	STAAR SURGICAL CO	COM NEW	86/12/31-03/12/31	7/16/2003	3,755 25	3,553 20	202 05
100 00	STAGE STORES INC	COM NEW	86/12/31-03/12/31	7/14/2003	2,518 38	2,533 00	(14 62)
210 00	STAGE STORES INC	COM NEW	86/12/31-03/12/31	7/16/2003	5,537 44	5,319 30	218 14
900 00	STANDARD COML CORP	COM	86/12/31-03/12/31	7/14/2003	16,225 33	16,263 00	(37 67)
1,880 00	STANDARD MICROSYSTEMS CORP	COM	86/12/31-03/12/31	7/14/2003	37,518 34	37,562 40	(44 06)
800 00	STANDARD PAC CORP NEW	COM	86/12/31-03/12/31	7/14/2003	28,509 38	27,720 00	789 38
220 00	STANDARD PAC CORP NEW	COM	86/12/31-03/12/31	7/16/2003	7,431 25	7,623 00	(191 75)
2,500 00	STANDARD REGISTER	COM	86/12/31-03/12/31	7/14/2003	42,549 00	42,925 00	(376 00)
190 00	STANDARD REGISTER	COM	86/12/31-03/12/31	7/16/2003	3,163 35	3,262 30	(98 95)
160 00	STANDEX INTL CORP	COM	86/12/31-03/12/31	7/14/2003	3,627 67	3,641 60	(13 93)
240 00	STANLEY FURNITURE INC	COM NEW	86/12/31-03/12/31	7/14/2003	6,454 44	6,456 00	(1 56)
200 00	STATE AUTO FINL CORP	COM	86/12/31-03/12/31	7/14/2003	4,402 59	4,518 00	(115 41)
320 00	STATE AUTO FINL CORP	COM	86/12/31-03/12/31	7/16/2003	7,214 06	7,228 80	(14 74)
6,720 00	STATEN IS BANCORP INC	COM	86/12/31-03/12/31	7/14/2003	143,039 24	141,120 00	1,919 24

THE ROCKEFELLER FOUNDATION
EMPLOYEE ID NO 13-1659629
GAIN AND LOSSES ON TAXABLE INVESTMENTS
FOR YEAR 2003

Shares/Par Value	Security Name	Security Description	Date Bought	Date Sold	Proceeds	Cost	Realized Gain/Loss
290 00	THE STEAK AND SHAKE COMPANY	COM	86/12/31-03/12/31	7/14/2003	4,337 26	4,341 30	(4 04)
3,600 00	STEEL DYNAMICS INC	COM	86/12/31-03/12/31	7/14/2003	51,959 96	51,840 00	119 96
140 00	STEEL TECHNOLOGIES INC	COM	86/12/31-03/12/31	7/14/2003	1,436 69	1,442 00	(5 31)
210 00	STEPAN CHEM CO	COM	86/12/31-03/12/31	7/14/2003	5,305 69	5,292 00	13 69
1,300 00	STERLING BANCSHARES INC	COM	86/12/31-03/12/31	7/14/2003	18,087 35	17,654 00	433 35
200 00	STERLING BANCSHARES INC	COM	86/12/31-03/12/31	7/15/2003	2,753 87	2,716 00	37 87
200 00	STERLING BANCSHARES INC	COM	86/12/31-03/12/31	7/16/2003	2,779 86	2,716 00	63 86
810 00	STERIS CORP	COM	86/12/31-03/12/31	7/14/2003	19,173 26	18,516 60	656 66
800 00	STERLING BANCORP	COM(RTS CALLABLE THRU 03MAR99)	86/12/31-03/12/31	7/14/2003	23,446 10	23,416 00	30 10
100 00	STERLING BANCORP	COM(RTS CALLABLE THRU 03MAR99)	86/12/31-03/12/31	7/15/2003	2,904 86	2,927 00	(22 14)
650 00	STERLING BANCORP	COM(RTS CALLABLE THRU 03MAR99)	86/12/31-03/12/31	7/16/2003	16,013 76	16,098 50	(84 74)
3,900 00	STEWART + STEVENSON SVCS INC	COM	86/12/31-03/12/31	7/14/2003	63,636 10	63,570 00	266 10
26,700 00	STEWART INFORMATION SVCS CORP	COM	86/12/31-03/12/31	7/17/2003	847,992 00	861,006 64	(13,014 64)
8,400 00	STILLWATER MNG CO	COM	86/12/31-03/12/31	7/14/2003	32,708 86	33,216 00	(507 14)
100 00	STILLWATER MNG CO	COM	86/12/31-03/12/31	7/15/2003	472 97	519 00	(46 03)
830 00	STILLWATER MNG CO	COM	86/12/31-03/12/31	7/16/2003	4,168 31	4,307 70	(139 39)
14,600 00	STONE ENERGY CORP	COM	86/12/31-03/12/31	7/17/2003	567,210 00	578,845 39	(11,635 39)
1,960 00	STONERIDGE INC	COM	86/12/31-03/12/31	7/14/2003	29,087 19	29,008 00	79 19
3,000 00	STORAGENETWORKS INC	OC COM	86/12/31-03/12/31	7/14/2003	4,389 09	4,470 00	(80 91)
100 00	STORAGENETWORKS INC	OC COM	86/12/31-03/12/31	7/15/2003	138 99	149 00	(10 01)
710 00	STORAGENETWORKS INC	OC COM	86/12/31-03/12/31	7/16/2003	974 84	1,057 90	(83 28)
280 00	STRATASYS INC	COM	86/12/31-03/12/31	7/14/2003	11,936 76	11,410 00	526 76
60 00	STRATTEC SEC CORP	COM	86/12/31-03/12/31	7/14/2003	3,216 08	3,219 60	(3 52)
1,000 00	STRIDE RITE CORP	COM	86/12/31-03/12/31	7/14/2003	9,977 53	9,950 00	27 53
200 00	STRIDE RITE CORP	COM	86/12/31-03/12/31	7/15/2003	1,948 90	1,990 00	(41 10)
440 00	STRIDE RITE CORP	COM	86/12/31-03/12/31	7/16/2003	4,313 59	4,378 00	(64 41)
200 00	STURM RUGER + CO INC	COM	86/12/31-03/12/31	7/14/2003	2,068 70	2,100 00	(31 30)
260 00	STURM RUGER + CO INC	COM	86/12/31-03/12/31	7/16/2003	2,696 07	2,730 00	(33 93)
600 00	SUPERGEN INC	COM	86/12/31-03/12/31	7/14/2003	3,302 24	3,390 00	(87 76)
180 00	SUPERGEN INC	COM	86/12/31-03/12/31	7/16/2003	948 55	1,017 00	(68 45)
1,620 00	SUPERIOR ENERGY SVCS INC	COM	86/12/31-03/12/31	7/14/2003	14,640 87	14,887 80	(246 93)
3,100 00	SUPERIOR FINL CORP DEL	COM	86/12/31-03/12/31	7/17/2003	73,253 00	73,332 02	(79 02)
10,800 00	SUPERIOR INDS INTL INC	COM	86/12/31-03/12/31	7/17/2003	462,802 00	460,771 40	2,130 60
510 00	SUPERTEX INC	COM	86/12/31-03/12/31	7/14/2003	9,662 61	9,684 90	(22 29)
400 00	SUPPORTSOFT INC	COM	86/12/31-03/12/31	7/14/2003	3,092 45	3,000 00	92 45
210 00	SUPPORTSOFT INC	COM	86/12/31-03/12/31	7/16/2003	1,709 31	1,575 00	134 31
221 00	SUSQUEHANNA BANCSHARES INC PA	COM	86/12/31-03/12/31	7/14/2003	5,529 20	5,485 22	43 98
100 00	SUSQUEHANNA BANCSHARES INC PA	COM	86/12/31-03/12/31	7/15/2003	2,483 88	2,482 00	1 88
259 00	SUSQUEHANNA BANCSHARES INC PA	COM	86/12/31-03/12/31	7/16/2003	6,422 89	6,428 38	(5 49)
4,070 00	SYBASE INC	COM	86/12/31-03/12/31	7/14/2003	59,082 63	58,485 90	596 73
2,210 00	SYBRON DENTAL SPECIALTIES	COM	86/12/31-03/12/31	7/14/2003	52,872 65	52,332 80	539 85
3,000 00	SYCAMORE NETWORKS INC	COM	86/12/31-03/12/31	7/14/2003	13,654 45	13,650 00	4 45
200 00	SYCAMORE NETWORKS INC	COM	86/12/31-03/12/31	7/15/2003	890 96	910 00	(19 04)
190 00	SYCAMORE NETWORKS INC	COM	86/12/31-03/12/31	7/16/2003	820 76	884 50	(43 74)
4,380 00	SYKES ENTERPRISES INC	COM	86/12/31-03/12/31	7/14/2003	22,100 00	22,776 00	(676 00)
400 00	SYMMETRICOM INC	COM	86/12/31-03/12/31	7/14/2003	2,210 49	2,224 00	(13 51)
230 00	SYMMETRICOM INC	COM	86/12/31-03/12/31	7/16/2003	1,301 73	1,278 80	22 93
240 00	SYMYX TECHNOLOGIES INC	COM	86/12/31-03/12/31	7/14/2003	4,023 07	3,988 80	34 27
800 00	SYNAPTICS INC	COM	86/12/31-03/12/31	7/14/2003	11,091 71	11,192 00	(100 29)
100 00	SYNAPTICS INC	COM	86/12/31-03/12/31	7/15/2003	1,394 93	1,399 00	(4 07)
150 00	SYNAPTICS INC	COM	86/12/31-03/12/31	7/16/2003	2,105 90	2,098 50	7 40
290 00	SYNPLICITY INC	OC COM	86/12/31-03/12/31	7/14/2003	1,802 38	1,832 80	(30 42)
290 00	SYNTEL INC	COM	86/12/31-03/12/31	7/14/2003	4,698 96	4,660 30	38 66
2,200 00	SYSTEMS + COMPUTER TECHNOLOGY	COM	86/12/31-03/12/31	7/14/2003	21,410 05	21,406 00	4 05
100 00	SYSTEMS + COMPUTER TECHNOLOGY	COM	86/12/31-03/12/31	7/15/2003	989 95	973 00	16 95
640 00	SYSTEMS + COMPUTER TECHNOLOGY	COM	86/12/31-03/12/31	7/16/2003	6,342 93	6,227 20	115 73
800 00	TBC CORP	COM	86/12/31-03/12/31	7/14/2003	13,976 70	13,968 00	8 70
200 00	TBC CORP	COM	86/12/31-03/12/31	7/15/2003	3,476 84	3,492 00	(15 16)
440 00	TBC CORP	COM	86/12/31-03/12/31	7/16/2003	8,006 04	7,662 40	323 64
7,700 00	T HQ INC	COM	86/12/31-03/12/31	7/17/2003	147,147 00	147,669 06	(522 06)
1,000 00	TRC COS INC	COM	86/12/31-03/12/31	7/14/2003	16,931 20	16,550 00	381 20
100 00	TRC COS INC	COM	86/12/31-03/12/31	7/15/2003	1,835 92	1,855 00	(19 08)
330 00	TRC COS INC	COM	86/12/31-03/12/31	7/16/2003	5,419 33	5,481 50	(42 17)
1,000 00	TAKE TWO INTERACTIVE SOFTWARE	CDT COM	86/12/31-03/12/31	7/14/2003	29,955 59	29,340 00	615 59
330 00	TAKE TWO INTERACTIVE SOFTWARE	CDT COM	86/12/31-03/12/31	7/16/2003	9,982 43	9,682 20	300 23
1,300 00	TALX CORP	COM	86/12/31-03/12/31	7/14/2003	34,137 70	33,150 00	987 70
200 00	TALX CORP	COM	86/12/31-03/12/31	7/15/2003	5,174 25	5,100 00	74 25
170 00	TALX CORP	COM	86/12/31-03/12/31	7/16/2003	4,193 70	4,335 00	(141 30)
800 00	TANOX INC	COM	86/12/31-03/12/31	7/14/2003	14,210 53	14,056 00	154 53
100 00	TANOX INC	COM	86/12/31-03/12/31	7/15/2003	1,744 91	1,757 00	(12 09)
210 00	TANOX INC	COM	86/12/31-03/12/31	7/16/2003	3,498 43	3,689 70	(191 27)
1,190 00	TECHNE CORP	COM	86/12/31-03/12/31	7/14/2003	40,356 12	39,377 10	979 02
600 00	TECUMSEH PRODS CO	CL A	86/12/31-03/12/31	7/14/2003	22,035 34	22,020 00	15 34
100 00	TECUMSEH PRODS CO	CL A	86/12/31-03/12/31	7/15/2003	3,631 83	3,670 00	(38 17)
140 00	TECUMSEH PRODS CO	CL A	86/12/31-03/12/31	7/16/2003	5,077 56	5,138 00	(60 44)
210 00	TEKELEC INC	COM	86/12/31-03/12/31	7/14/2003	2,795 70	2,763 60	32 10
2,430 00	TELEDYNE TECHNOLOGIES INC	COM	86/12/31-03/12/31	7/14/2003	35,461 26	35,478 00	(16 74)
1,000 00	TELIK INC	COM	86/12/31-03/12/31	7/14/2003	17,764 16	17,690 00	74 16
270 00	TELIK INC	COM	86/12/31-03/12/31	7/16/2003	4,811 17	4,776 30	34 87
5,100 00	TELETECH HLDGS INC	COM	86/12/31-03/12/31	7/14/2003	20,674 42	21,165 00	(490 58)
200 00	TENNANT CO	COM	86/12/31-03/12/31	7/14/2003	7,689 43	7,696 00	(6 57)
4,990 00	TESORO PETE CORP	COM	86/12/31-03/12/31	7/14/2003	38,141 76	37,425 00	716 76
2,680 00	TETRA TECHNOLOGIES INC DEL	COM	86/12/31-03/12/31	7/14/2003	81,341 15	79,542 40	1,798 75
800 00	TETRA TECH INC NEW	COM	86/12/31-03/12/31	7/14/2003	14,384 52	14,432 00	(67 48)
300 00	TETRA TECH INC NEW	COM	86/12/31-03/12/31	7/15/2003	5,372 74	5,412 00	(39 26)

THE ROCKEFELLER FOUNDATION
EMPLOYEE ID NO 13-1659629
GAIN AND LOSSES ON TAXABLE INVESTMENTS
FOR YEAR 2003

Shares/Par Value	Security Name	Security Description	Date Bought	Date Sold	Proceeds	Cost	Realized Gain/Loss
70 00	TETRA TECH INC NEW	COM	86/12/31-03/12/31	7/16/2003	1,257 84	1,262 80	(4 96)
800 00	TEXAS REGL BANCSHARES INC	CL A VTG	86/12/31-03/12/31	7/14/2003	27,165 92	26,944 00	221 92
100 00	TEXAS REGL BANCSHARES INC	CL A VTG	86/12/31-03/12/31	7/15/2003	3 449 83	3,368 00	81 83
270 00	TEXAS REGL BANCSHARES INC	CL A VTG	86/12/31-03/12/31	7/16/2003	9,171 47	9,093 60	77 87
3,010 00	THERAGENICS CORP	COM	86/12/31-03/12/31	7/14/2003	15 784 89	14 839 30	945 59
250 00	THERASENSE INC	COM	86/12/31-03/12/31	7/14/2003	2,913 86	2,900 00	13 86
8,900 00	THOMAS INDS INC	COM	86/12/31-03/12/31	7/17/2003	243,237 00	253,060 82	(9,823 82)
500 00	TIBCO SOFTWARE INC	COM	86/12/31-03/12/31	7/14/2003	2,893 86	2,765 00	128 86
260 00	TIBCO SOFTWARE INC	COM	86/12/31-03/12/31	7/16/2003	1,471 53	1,437 80	33 73
11 500 00	TIMBERLINE SOFTWARE CORP	COM	86/12/31-03/12/31	7/17/2003	71,185 00	71,383 90	(198 90)
2,700 00	TIMKEN CO	COM	86/12/31-03/12/31	7/14/2003	47,380 64	47,250 00	110 64
100 00	TIMKEN CO	COM	86/12/31-03/12/31	7/15/2003	1,741 91	1,750 00	(8 09)
760 00	TIMKEN CO	COM	86/12/31-03/12/31	7/16/2003	12 947 21	13,300 00	(352 79)
700 00	TIVO INC	COM	86/12/31-03/12/31	7/14/2003	8,887 41	8,526 00	361 41
260 00	TIVO INC	COM	86/12/31-03/12/31	7/16/2003	3,109 45	3,186 80	(57 35)
90 00	TODD SHIPYARDS CORP	COM	86/12/31-03/12/31	7/14/2003	1,523 08	1,541 70	(18 62)
670 00	TOLLGRADE COMMUNICATIONS INC	COM	86/12/31-03/12/31	7/14/2003	13,935 01	13,848 90	86 11
1,380 00	TOO INC	COM	86/12/31-03/12/31	7/14/2003	27,551 64	26,868 80	683 04
2,000 00	TOPPS INC	COM	86/12/31-03/12/31	7/14/2003	17,788 16	17,720 00	68 16
200 00	TOPPS INC	COM	86/12/31-03/12/31	7/15/2003	1,736 91	1,772 00	(35 09)
200 00	TOPPS INC	COM	86/12/31-03/12/31	7/16/2003	1,723 91	1,772 00	(48 09)
2,400 00	TORO CO	COM	86/12/31-03/12/31	7/14/2003	102,615 83	101,304 00	1,311 83
100 00	TORO CO	COM	86/12/31-03/12/31	7/15/2003	4,285 79	4,221 00	64 79
590 00	TORO CO	COM	86/12/31-03/12/31	7/16/2003	25,091 93	24,903 90	188 03
970 00	TOTAL ENTMT RESTAURANT CORP	COM	86/12/31-03/12/31	7/14/2003	9,249 97	9,409 00	(159 03)
600 00	TOWER AUTOMOTIVE INC	COM	86/12/31-03/12/31	7/14/2003	2,441 28	2,400 00	41 28
180 00	TOWER AUTOMOTIVE INC	COM	86/12/31-03/12/31	7/16/2003	807 46	780 00	27 46
1,620 00	TRADESTATION GROUP INC	COM	86/12/31-03/12/31	7/14/2003	21,140 49	20,493 00	647 49
24,300 00	TRAMMELL CROW CO	COM	86/12/31-03/12/31	7/17/2003	275,805 00	279,841 23	(4,036 23)
2,200 00	TRANS WORLD ENTMT CORP	COM	86/12/31-03/12/31	7/14/2003	13,005 34	13,200 00	(194 66)
100 00	TRANS WORLD ENTMT CORP	COM	86/12/31-03/12/31	7/15/2003	595 97	600 00	(4 03)
210 00	TRANS WORLD ENTMT CORP	COM	86/12/31-03/12/31	7/16/2003	1,259 94	1,260 00	(0 06)
1,000 00	TRANSACTION SYS ARCHITECTS INC	CL A	86/12/31-03/12/31	7/14/2003	9,986 53	9,940 00	46 53
290 00	TRANSACTION SYS ARCHITECTS INC	CL A	86/12/31-03/12/31	7/16/2003	2,917 26	2,882 60	34 66
2,200 00	TRANSKARYOTIC THERAPIES INC	COM	86/12/31-03/12/31	7/14/2003	28,369 64	27,658 20	713 44
230 00	TRANSKARYOTIC THERAPIES INC	COM	86/12/31-03/12/31	7/16/2003	2,969 16	2,891 33	77 83
200 00	TRANSMONTAIGNE INC	COM	86/12/31-03/12/31	7/14/2003	1,207 74	1,216 00	(8 26)
270 00	TRANSMONTAIGNE INC	COM	86/12/31-03/12/31	7/16/2003	1,609 12	1,641 60	(32 48)
800 00	TREX INC	COM	86/12/31-03/12/31	7/14/2003	30,597 76	30,920 00	(322 24)
100 00	TREX INC	COM	86/12/31-03/12/31	7/15/2003	3,855 81	3,865 00	(9 19)
330 00	TREX INC	COM	86/12/31-03/12/31	7/16/2003	12 440 71	12,754 50	(313 79)
400 00	TRIAD GTY INC	COM	86/12/31-03/12/31	7/14/2003	16,757 81	16,744 00	13 81
230 00	TRIAD GTY INC	COM	86/12/31-03/12/31	7/16/2003	9,935 76	9,627 80	307 96
130 00	TRICO BANCSHARES	COM	86/12/31-03/12/31	7/14/2003	3,307 08	3,315 00	(7 92)
2,750 00	TRIMBLE NAVIGATION LTD	COM	86/12/31-03/12/31	7/14/2003	75,447 94	73 232 50	2,215 44
30 00	TRIMERIS INC	COM	86/12/31-03/12/31	7/14/2003	1,455 35	1,441 20	14 15
3,980 00	TRIQUINT SEMICONDUCTOR INC	COM	86/12/31-03/12/31	7/14/2003	19,855 68	19,024 40	831 28
1,090 00	TRIUMPH GROUP INC NEW	COM	86/12/31-03/12/31	7/14/2003	31,400 00	31 675 40	(275 40)
600 00	TRIZETTO GROUP INC	COM	86/12/31-03/12/31	7/14/2003	4,120 18	4,200 00	(79 82)
260 00	TRIZETTO GROUP INC	COM	86/12/31-03/12/31	7/16/2003	1,747 11	1,820 00	(72 89)
720 00	TRIPATH IMAGING INC	COM	86/12/31-03/12/31	7/14/2003	5,383 54	5,385 60	(2 06)
200 00	TRUSTCO BK CORP N Y	COM	86/12/31-03/12/31	7/14/2003	2,346 68	2 356 00	(9 32)
100 00	TRUSTCO BK CORP N Y	COM	86/12/31-03/12/31	7/15/2003	1,149 95	1 178 00	(28 05)
140 00	TRUSTCO BK CORP N Y	COM	86/12/31-03/12/31	7/16/2003	1,643 52	1 649 20	(5 68)
200 00	TRUSTMARK CORP	COM	86/12/31-03/12/31	7/14/2003	5,344 54	5 272 00	72 54
100 00	TRUSTMARK CORP	COM	86/12/31-03/12/31	7/15/2003	2,842 87	2 638 00	6 87
140 00	TRUSTMARK CORP	COM	86/12/31-03/12/31	7/16/2003	3,819 16	3 690 40	128 76
2,870 00	TUESDAY MORNING CORP	COM NEW	86/12/31-03/12/31	7/14/2003	77,608 33	75 509 70	2,098 63
800 00	TULARIK INC	COM	86/12/31-03/12/31	7/14/2003	9,619 82	9 503 20	116 62
100 00	TULARIK INC	COM	86/12/31-03/12/31	7/15/2003	1,131 94	1 187 90	(55 96)
210 00	TULARIK INC	COM	86/12/31-03/12/31	7/16/2003	2,345 58	2 494 59	(149 01)
4,990 00	TUPPERWARE CORP	COM	86/12/31-03/12/31	7/14/2003	74,111 99	73 552 60	559 39
330 00	TWEETER HOME ENTMT GROUP INC	COM	86/12/31-03/12/31	7/14/2003	2 637 59	2 708 00	(68 41)
600 00	II VI INC	COM	86/12/31-03/12/31	7/14/2003	14,288 81	14 496 00	(207 19)
200 00	II VI INC	COM	86/12/31-03/12/31	7/16/2003	4,793 77	4 832 00	(38 23)
1,440 00	TYLER TECHNOLOGIES INC	COM	86/12/31-03/12/31	7/14/2003	7 344 37	7 459 20	(114 83)
4,900 00	UGI CORP NEW	COM	86/12/31-03/12/31	7/14/2003	161,648 32	162 827 00	(1,178 68)
200 00	UGI CORP NEW	COM	86/12/31-03/12/31	7/15/2003	6,574 69	6 646 00	(71 31)
140 00	UGI CORP NEW	COM	86/12/31-03/12/31	7/16/2003	4,555 38	4 652 20	(96 82)
1,220 00	UICI	COM	86/12/31-03/12/31	7/14/2003	20,215 18	20 008 00	207 18
2,200 00	UIL HLDG CORP	COM	86/12/31-03/12/31	7/14/2003	85,893 87	88 548 00	(654 13)
100 00	UIL HLDG CORP	COM	86/12/31-03/12/31	7/15/2003	3,845 82	3 934 00	(88 18)
240 00	UIL HLDG CORP	COM	86/12/31-03/12/31	7/16/2003	9,196 36	9 441 60	(245 24)
500 00	UMB FINL CORP	COM	86/12/31-03/12/31	7/14/2003	22,035 96	22 125 00	(89 04)
210 00	UMB FINL CORP	COM	86/12/31-03/12/31	7/16/2003	9,344 56	9 292 50	52 06
2 200 00	URS CORP NEW	COM	86/12/31-03/12/31	7/14/2003	47,163 58	47 190 00	(26 42)
280 00	URS CORP NEW	COM	86/12/31-03/12/31	7/16/2003	5 739 73	6 006 00	(266 27)
100 00	USANA HEALTH SCIENCES	CDT SHS	86/12/31-03/12/31	7/14/2003	4,841 18	4 475 00	166 18
210 00	USANA HEALTH SCIENCES	CDT SHS	86/12/31-03/12/31	7/16/2003	9,266 86	9 397 50	(130 64)
1,000 00	USG CORP	COM NEW	86/12/31-03/12/31	7/14/2003	15,883 26	16 830 00	(1,146 74)
270 00	USG CORP	COM NEW	86/12/31-03/12/31	7/16/2003	4 036 31	4 544 10	(507 79)
260 00	U S I HLDGS CORP	COM	86/12/31-03/12/31	7/14/2003	3,108 70	3 094 00	14 70
290 00	US PHYSICAL THERAPY INC	COM	86/12/31-03/12/31	7/14/2003	3,853 68	3 772 90	80 78
4,390 00	US ONCOLOGY INC	COM	86/12/31-03/12/31	7/14/2003	34,916 42	35 076 10	(159 68)
1,260 00	ULTICOM INC	COM	86/12/31-03/12/31	7/14/2003	14,391 80	14 299 74	92 06

THE ROCKEFELLER FOUNDATION
EMPLOYEE ID NO 13-1659629
GAIN AND LOSSES ON TAXABLE INVESTMENTS
FOR YEAR 2003

Shares/Par Value	Security Name	Security Description	Date Bought	Date Sold	Proceeds	Cost	Realized Gain/Loss
440 00	ULTRATECH INC	COM	88/12/31-03/12/31	7/14/2003	9,708 32	9,482 00	226 32
1,000 00	UMPQUA HLDGS CORP	COM	88/12/31-03/12/31	7/14/2003	18,809 11	18,850 00	159 11
100 00	UMPQUA HLDGS CORP	COM	88/12/31-03/12/31	7/15/2003	1 940 80	1,865 00	75 80
150 00	UMPQUA HLDGS CORP	COM	88/12/31-03/12/31	7/16/2003	2,935 51	2 797 50	138 01
1,760 00	UNIFI INC	COM	88/12/31-03/12/31	7/14/2003	12,090 88	12,232 00	(141 02)
230 00	UNIFIRST CORP	COM	88/12/31-03/12/31	7/14/2003	5 882 25	5,924 80	(42 55)
800 00	UNISOURCE ENERGY CORP	COM	88/12/31-03/12/31	7/14/2003	15,145 45	15,080 00	65 45
100 00	UNISOURCE ENERGY CORP	COM	88/12/31-03/12/31	7/15/2003	1,872 91	1,885 00	(12 09)
320 00	UNISOURCE ENERGY CORP	COM	88/12/31-03/12/31	7/16/2003	6 004 13	6,032 00	(27 87)
2,780 00	UNIT CORP	COM	88/12/31-03/12/31	7/14/2003	57,576 86	57,829 40	(52 74)
720 00	UNITED AUTO GROUP INC	COM	88/12/31-03/12/31	7/14/2003	16,906 67	16,660 80	245 87
600 00	UNITED BANKSHARES INC W VA	COM	88/12/31-03/12/31	7/14/2003	17,881 56	17,716 00	165 56
100 00	UNITED BANKSHARES INC W VA	COM	88/12/31-03/12/31	7/15/2003	2,956 86	2,953 00	3 86
210 00	UNITED BANKSHARES INC W VA	COM	88/12/31-03/12/31	7/16/2003	6,232 50	6,201 30	31 20
8,100 00	UNITED INDL CORP	COM	88/12/31-03/12/31	7/17/2003	129,681 00	131,943 71	(2,262 71)
200 00	UNITED NATL BANCORP N J	COM	88/12/31-03/12/31	7/14/2003	5,784 62	5,798 00	(13 38)
50 00	UNITED ONLINE INC	COM	88/12/31-03/12/31	7/14/2003	1,505 12	1,449 50	55 62
400 00	UNITED STS STL CORP NEW	COM	88/12/31-03/12/31	7/14/2003	6,371 30	6,304 00	67 30
9,200 00	UNITED STATIONERS INC	COM	88/12/31-03/12/31	7/17/2003	344,080 00	340,236 66	3,843 34
200 00	UNITED THERAPEUTICS CORP DEL	COM	88/12/31-03/12/31	7/14/2003	4,157 60	4,100 00	57 60
100 00	UNITED THERAPEUTICS CORP DEL	COM	88/12/31-03/12/31	7/15/2003	1,990 91	2,050 00	(59 09)
270 00	UNITED THERAPEUTICS CORP DEL	COM	88/12/31-03/12/31	7/16/2003	5,240 45	5,535 00	(294 55)
600 00	UNIVERSAL DISPLAY CORP	COM	88/12/31-03/12/31	7/14/2003	5,689 23	5,532 00	157 23
200 00	UNIVERSAL DISPLAY CORP	COM	88/12/31-03/12/31	7/16/2003	1,835 91	1,844 00	(8 09)
1,200 00	UNIVERSAL FST PRODS INC	COM	88/12/31-03/12/31	7/14/2003	25 446 96	25 116 00	330 96
200 00	UNIVERSAL FST PRODS INC	COM	88/12/31-03/12/31	7/15/2003	4 232 80	4 186 00	46 80
210 00	UNIVERSAL FST PRODS INC	COM	88/12/31-03/12/31	7/16/2003	4,613 48	4,395 30	218 18
200 00	UNIZAN FINL CORP	COM	88/12/31-03/12/31	7/14/2003	3,803 62	3,796 00	7 62
100 00	UNIZAN FINL CORP	COM	88/12/31-03/12/31	7/15/2003	1,884 91	1,898 00	(13 09)
140 00	UNIZAN FINL CORP	COM	88/12/31-03/12/31	7/16/2003	2,655 67	2,657 20	(1 53)
140 00	UNOVA INC	COM	88/12/31-03/12/31	7/14/2003	1,883 27	1,890 00	(6 73)
17,800 00	USF CORP	COM	88/12/31-03/12/31	7/17/2003	534,712 00	544,783 01	(10,071 01)
100 00	VALMONT INDS INC	COM	88/12/31-03/12/31	7/14/2003	2,072 30	2,085 00	(12 70)
1,070 00	VANS INC	COM	88/12/31-03/12/31	7/14/2003	9,783 83	10,165 00	(381 17)
800 00	VARIAN INC	COM	88/12/31-03/12/31	7/14/2003	27,166 88	27,224 00	(57 12)
320 00	VARIAN INC	COM	88/12/31-03/12/31	7/16/2003	10,635 92	10,869 60	(233 68)
350 00	VARIAN SEMI EQUIP ASSOC INC	COM	88/12/31-03/12/31	7/14/2003	11,828 35	11,646 50	381 85
900 00	VASTERA INC	COM	88/12/31-03/12/31	7/14/2003	5,767 82	5,850 00	(82 18)
2,070 00	VERITY INC	COM	88/12/31-03/12/31	7/14/2003	28,766 55	27,875 90	1,092 65
20,100 00	VERITAS DGC INC	COM	88/12/31-03/12/31	7/17/2003	213,462 00	221 180 60	(7,728 60)
500 00	VERTEX PHARMACEUTICALS INC	COM	88/12/31-03/12/31	7/14/2003	8,225 11	8,110 00	115 11
100 00	VERTEX PHARMACEUTICALS INC	COM	88/12/31-03/12/31	7/15/2003	1,806 92	1,822 00	(15 08)
240 00	VERTEX PHARMACEUTICALS INC	COM	88/12/31-03/12/31	7/16/2003	3,734 22	3,892 80	(158 58)
1,100 00	VESTA INS GROUP INC	COM	88/12/31-03/12/31	7/14/2003	2,566 28	2 596 00	(29 72)
100 00	VESTA INS GROUP INC	COM	88/12/31-03/12/31	7/15/2003	232 98	236 00	(3 02)
600 00	VESTA INS GROUP INC	COM	88/12/31-03/12/31	7/16/2003	1,398 95	1 416 00	(17 05)
200 00	VIASYS HEALTHCARE INC	COM NEW	88/12/31-03/12/31	7/14/2003	4 432 59	4 454 00	(21 41)
330 00	VIASYS HEALTHCARE INC	COM NEW	88/12/31-03/12/31	7/16/2003	7,407 95	7,349 10	58 85
350 00	VICOR CORP	COM	88/12/31-03/12/31	7/14/2003	3,488 84	3 514 00	(25 16)
600 00	VICURON PHAMACEUTICALS INC	COM	88/12/31-03/12/31	7/14/2003	8,851 98	8 801 40	50 58
250 00	VICURON PHAMACEUTICALS INC	COM	88/12/31-03/12/31	7/16/2003	3,742 32	3,667 25	75 07
800 00	VIGNETTE CORP	COM	88/12/31-03/12/31	7/14/2003	1,999 10	1,888 00	111 10
100 00	VIGNETTE CORP	COM	88/12/31-03/12/31	7/15/2003	254 99	236 00	18 99
240 00	VIGNETTE CORP	COM	88/12/31-03/12/31	7/16/2003	592 77	566 40	26 37
3,700 00	VINTAGE PETE INC	COM	88/12/31-03/12/31	7/14/2003	43,412 65	43,216 00	196 65
100 00	VINTAGE PETE INC	COM	88/12/31-03/12/31	7/15/2003	1,152 94	1,168 00	(15 06)
640 00	VINTAGE PETE INC	COM	88/12/31-03/12/31	7/16/2003	7,279 07	7,475 20	(196 13)
800 00	VIRAGE LOGIC CORP	COM	88/12/31-03/12/31	7/14/2003	6,741 92	6,704 00	37 92
100 00	VIRAGE LOGIC CORP	COM	88/12/31-03/12/31	7/15/2003	1,176 94	838 00	338 94
610 00	VIRAGE LOGIC CORP	COM	88/12/31-03/12/31	7/16/2003	6,707 79	5,111 80	1,595 99
4,250 00	VISX INC	COM	88/12/31-03/12/31	7/14/2003	86,687 43	86,530 00	157 43
200 00	VITAL SIGNS INC	COM	88/12/31-03/12/31	7/14/2003	5,504 54	5,594 00	(89 46)
100 00	VITAL SIGNS INC	COM	88/12/31-03/12/31	7/15/2003	2,677 27	2,797 00	(119 73)
800 00	VITAL IMAGES INC	COM	88/12/31-03/12/31	7/14/2003	16,085 48	15,856 00	229 48
100 00	VITAL IMAGES INC	COM	88/12/31-03/12/31	7/15/2003	1,897 30	1,882 00	15 30
330 00	VITAL IMAGES INC	COM	88/12/31-03/12/31	7/16/2003	6,359 30	6,540 60	(181 30)
1,820 00	VITALWORKS INC	COM	88/12/31-03/12/31	7/14/2003	6,687 09	6,643 00	44 09
4,070 00	VITESSE SEMICONDUCTOR CORP	COM	88/12/31-03/12/31	7/14/2003	28,290 05	26,455 00	1,835 05
700 00	VOLT INFORMATION SCIENCES INC	COM	88/12/31-03/12/31	7/14/2003	10 011 35	10,010 00	1 35
100 00	VOLT INFORMATION SCIENCES INC	COM	88/12/31-03/12/31	7/15/2003	1,403 93	1 430 00	(26 07)
140 00	VOLT INFORMATION SCIENCES INC	COM	88/12/31-03/12/31	7/16/2003	2,011 70	2,002 00	9 70
1,100 00	WCI CMNTYS INC	COM	88/12/31-03/12/31	7/14/2003	22 707 33	21,857 00	850 33
200 00	W HLDG CO INC	COM	88/12/31-03/12/31	7/14/2003	3 488 63	3,446 00	42 63
100 00	W HLDG CO INC	COM	88/12/31-03/12/31	7/15/2003	1 741 91	1,723 00	18 91
390 00	W H ENERGY SVCS INC	COM	88/12/31-03/12/31	7/14/2003	7 249 02	7,378 41	(129 39)
700 00	WSFS FINL CORP	COM	88/12/31-03/12/31	7/14/2003	29 299 50	28,910 00	389 50
100 00	WSFS FINL CORP	COM	88/12/31-03/12/31	7/15/2003	4 223 80	4,130 00	93 80
150 00	WSFS FINL CORP	COM	88/12/31-03/12/31	7/16/2003	6 347 70	6,195 00	152 70
370 00	WABASH NATL CORP	COM	88/12/31-03/12/31	7/14/2003	5 747 83	5,479 70	268 13
1,990 00	WABTEC	COM	88/12/31-03/12/31	7/14/2003	27,937 89	27,820 20	117 69
1,030 00	WACKENHUT CORRECTIONS CORP	COM	88/12/31-03/12/31	7/14/2003	19 669 50	19,724 50	(55 00)
2,940 00	WALTER INDS INC	COM	88/12/31-03/12/31	7/14/2003	35,637 29	35,574 00	63 29
2,010 00	WATCHGUARD TECHNOLOGIES INC	COM	88/12/31-03/12/31	7/14/2003	9 410 77	9,246 00	164 77
700 00	WATSCO INC	COM	88/12/31-03/12/31	7/14/2003	11,881 73	11,809 00	72 73
100 00	WATSCO INC	COM	88/12/31-03/12/31	7/15/2003	1,707 91	1,687 00	20 91

THE ROCKEFELLER FOUNDATION
EMPLOYEE ID NO 13-1659629
GAIN AND LOSSES ON TAXABLE INVESTMENTS
FOR YEAR 2003

Shares/Par Value	Security Name	Security Description	Date Bought	Date Sold	Proceeds	Cost	Realized Gain/Loss
210 00	WATSCO INC	COM	86/12/31-03/12/31	7/16/2003	3,574 03	3,542 70	31 33
1,900 00	WATSON WYATT + CO HLDGS	CL A	86/12/31-03/12/31	7/14/2003	44,601 55	44 631 00	(29 45)
220 00	WATSON WYATT + CO HLDGS	CL A	86/12/31-03/12/31	7/16/2003	5,097 16	5,167 80	(70 64)
1,300 00	WATTS INDS INC	CL A	86/12/31-03/12/31	7/14/2003	23,844 13	24,050 00	(205 87)
100 00	WATTS INDS INC	CL A	86/12/31-03/12/31	7/15/2003	1,841 91	1,850 00	(8 09)
270 00	WATTS INDS INC	CL A	86/12/31-03/12/31	7/16/2003	4 986 66	4,995 00	(8 34)
2,200 00	WEBSense INC	COM	86/12/31-03/12/31	7/14/2003	45,277 61	44,264 00	1,013 61
210 00	WEBSense INC	COM	86/12/31-03/12/31	7/16/2003	4,233 40	4,225 20	8 20
12,200 00	WEBMETHODS INC	COM	86/12/31-03/12/31	7/17/2003	97,600 00	105,600 76	(8,000 76)
16,500 00	WELLMAN INC	COM	86/12/31-03/12/31	7/17/2003	178,200 00	180,876 95	(2,676 95)
170 00	WELLSFORD REAL PPTYS INC	COM NEW	86/12/31-03/12/31	7/14/2003	2,675 86	2,660 50	15 36
110 00	WERNER ENTERPRISES INC	COM	86/12/31-03/12/31	7/14/2003	2,618 51	2,587 20	31 31
290 00	WESBANCO INC	COM	86/12/31-03/12/31	7/14/2003	7,438 61	7,479 10	(40 49)
1,090 00	WESCO INTL INC	COM	86/12/31-03/12/31	7/14/2003	5,936 84	5,973 20	(36 36)
70 00	WEST COAST BANCORP ORE NEW	COM	86/12/31-03/12/31	7/14/2003	1,286 11	1 280 30	5 81
600 00	WEST PHARMACEUTICAL SVCS INC	COM	86/12/31-03/12/31	7/14/2003	15,428 69	15,402 00	26 69
210 00	WEST PHARMACEUTICAL SVCS INC	COM	86/12/31-03/12/31	7/16/2003	5,096 46	5,390 70	(294 24)
2,000 00	WESTAMERICA BANCORPORATION	COM	86/12/31-03/12/31	7/14/2003	89,185 02	88,340 00	845 02
100 00	WESTAMERICA BANCORPORATION	COM	86/12/31-03/12/31	7/15/2003	4,384 86	4,417 00	(32 14)
200 00	WESTAMERICA BANCORPORATION	COM	86/12/31-03/12/31	7/16/2003	8,933 58	8,834 00	99 58
1,000 00	WESTELL TECHNOLOGIES	CL A	86/12/31-03/12/31	7/14/2003	11,439 46	10,780 00	659 46
100 00	WESTELL TECHNOLOGIES	CL A	86/12/31-03/12/31	7/15/2003	1,134 94	1,078 00	56 94
150 00	WESTELL TECHNOLOGIES	CL A	86/12/31-03/12/31	7/16/2003	1,667 92	1,617 00	50 92
720 00	WESTCORP INC	COM	86/12/31-03/12/31	7/14/2003	23,883 44	23,472 00	411 44
14,240 00	WESTERN DIGITAL CORP	COM	86/12/31-03/12/31	7/14/2003	182,150 95	175,864 00	6,286 95
410 00	WESTERN WIRELESS CORP	CL A	86/12/31-03/12/31	7/14/2003	5,650 56	5,506 30	144 26
60 00	WESTPORT RES CORP NEW	COM	86/12/31-03/12/31	7/14/2003	1,278 78	1,272 60	6 18
330 00	WET SEAL INC	CL A	86/12/31-03/12/31	7/14/2003	3,849 23	3,844 50	4 73
1,100 00	WHITE ELECTR DESIGNS CORP	COM	86/12/31-03/12/31	7/14/2003	13,365 80	13,737 90	(372 10)
100 00	WHITE ELECTR DESIGNS CORP	COM	86/12/31-03/12/31	7/15/2003	1,211 94	1 248 90	(36 96)
560 00	WHITE ELECTR DESIGNS CORP	COM	86/12/31-03/12/31	7/16/2003	6,405 87	6,993 84	(587 97)
1 440 00	WHITNEY HLDG CORP	COM	86/12/31-03/12/31	7/14/2003	48,587 93	47,880 00	707 93
7,100 00	WILLBROS GROUP INC	COM	86/12/31-03/12/31	7/17/2003	71,000 00	72,232 00	(1,232 00)
130 00	WILLIAMS CLAYTON ENERGY INC	COM	86/12/31-03/12/31	7/14/2003	2,662 49	2,675 27	(12 78)
1,000 00	WIRELESS FACS INC	COM	86/12/31-03/12/31	7/14/2003	12,434 41	12,360 00	74 41
100 00	WIRELESS FACS INC	COM	86/12/31-03/12/31	7/15/2003	1,207 94	1,236 00	(28 06)
280 00	WIRELESS FACS INC	COM	86/12/31-03/12/31	7/16/2003	3,117 25	3,213 60	(96 35)
800 00	WITNESS SYS INC	COM	86/12/31-03/12/31	7/14/2003	4,390 99	4,344 00	46 99
100 00	WITNESS SYS INC	COM	86/12/31-03/12/31	7/15/2003	564 97	543 00	21 97
560 00	WITNESS SYS INC	COM	86/12/31-03/12/31	7/16/2003	3,109 47	3,040 80	68 67
1,200 00	WOLVERINE WORLD WIDE INC	COM	86/12/31-03/12/31	7/14/2003	23,265 70	23,388 00	(122 30)
200 00	WOLVERINE WORLD WIDE INC	COM	86/12/31-03/12/31	7/15/2003	3 927 81	3,898 00	29 81
440 00	WOLVERINE WORLD WIDE INC	COM	86/12/31-03/12/31	7/16/2003	8,649 59	8,575 60	73 99
160 00	WOODHEAD INDUSTRIES	COM	86/12/31-03/12/31	7/14/2003	2,417 88	2,408 00	9 88
3,500 00	WOODWARD GOVERNOR CO	COM	86/12/31-03/12/31	7/17/2003	155,050 00	155,843 89	(793 89)
660 00	WORLD ACCEPTANCE CORP	COM	86/12/31-03/12/31	7/14/2003	10,662 72	10,467 60	195 12
200 00	WORLD FUEL SERVICES CORP	COM	86/12/31-03/12/31	7/14/2003	4,893 57	4,920 00	(26 43)
310 00	WORLD FUEL SERVICES CORP	COM	86/12/31-03/12/31	7/16/2003	7,545 04	7,626 00	(80 96)
11,470 00	WORLD WRESTLING ENTMT INC	CL A	86/12/31-03/12/31	7/17/2003	109,538 50	109,843 75	(305 25)
2,650 00	WORTHINGTON INDS IN	COM	86/12/31-03/12/31	7/14/2003	37,037 84	36,967 50	70 34
200 00	X RITE INC	COM	86/12/31-03/12/31	7/14/2003	2,162 69	2,204 00	(41 31)
100 00	X RITE INC	COM	86/12/31-03/12/31	7/15/2003	1,066 95	1,102 00	(35 05)
210 00	X RITE INC	COM	86/12/31-03/12/31	7/16/2003	2,316 19	2,314 20	1 99
800 00	YANKEE CANDLE INC	COM	86/12/31-03/12/31	7/14/2003	19,588 28	19,320 00	268 28
280 00	YANKEE CANDLE INC	COM	86/12/31-03/12/31	7/15/2003	6,793 29	6,762 00	31 29
2,600 00	XICOR INC	COM	86/12/31-03/12/31	7/14/2003	20,664 34	21,320 00	(655 66)
100 00	XICOR INC	COM	86/12/31-03/12/31	7/15/2003	795 96	820 00	(24 04)
830 00	XICOR INC	COM	86/12/31-03/12/31	7/16/2003	6,898 20	8,806 00	(107 80)
1,540 00	YELLOW CORP	COM	86/12/31-03/12/31	7/14/2003	37,816 92	37,114 00	702 92
1,810 00	YORK INTL CORP	NEW COM	86/12/31-03/12/31	7/14/2003	43,824 92	43,313 30	511 62
150 00	YOUNG BROADCASTING INC	CL A	86/12/31-03/12/31	7/14/2003	3,427 93	3,318 00	109 93
50 00	YOUNG INNOVATIONS INV	COM	86/12/31-03/12/31	7/14/2003	1,526 12	1,540 00	(13 88)
25,200 00	ZALE CORP NEW	COM	86/12/31-03/12/31	7/17/2003	1,186 920 00	1,205,379 23	(18,459 23)
420 00	ZORAN CORP	COM	86/12/31-03/12/31	7/14/2003	10,302 40	9,849 00	453 40
600 00	ZYGO CORP	COM	86/12/31-03/12/31	7/14/2003	5,349 34	5,340 00	9 34
200 00	ZYGO CORP	COM	86/12/31-03/12/31	7/15/2003	1,978 90	1,780 00	198 90
40 00	ZYGO CORP	COM	86/12/31-03/12/31	7/16/2003	397 98	356 00	41 98
3,890 00	ZOMAX OPTICAL MEDIA INC	COM	86/12/31-03/12/31	7/14/2003	14,310 24	13 537 20	773 04
5 800 00	ARCH CAP GROUP LTD	COM	86/12/31-03/12/31	7/17/2003	204,972 00	204,607 78	364 22
10,700 00	IPC HOLDINGS LTD BERMUDA	SHS	86/12/31-03/12/31	7/17/2003	376,105 00	375,741 20	363 80
600 00	PXRE GROUP LIMITED BERMUDA	SHS	86/12/31-03/12/31	7/14/2003	11,790 82	11,838 00	(47 18)
100 00	PXRE GROUP LIMITED BERMUDA	SHS	86/12/31-03/12/31	7/15/2003	1,977 80	1,973 00	4 80
200 00	PXRE GROUP LIMITED BERMUDA	SHS	86/12/31-03/12/31	7/16/2003	3,859 82	3,946 00	(86 18)
28 000 00	SCOTTISH ANNUITY + LIFE	SHS	86/12/31-03/12/31	7/17/2003	597,240 00	597,548 00	(308 00)
130 00	UTI WORLDWIDE INC	SHS	86/12/31-03/12/31	7/14/2003	4,680 90	4,681 30	(0 40)
800 00	WHITE MOUNTAINS INS GROUP LTD	SHS	86/12/31-03/12/31	7/17/2003	305,600 00	312,955 84	(7,355 84)
1,800 00	XOMA LTD	COM	86/12/31-03/12/31	7/14/2003	11,626 91	11,466 00	160 91
200 00	XOMA LTD	COM	86/12/31-03/12/31	7/15/2003	1,273 94	1,274 00	(0 06)
210 00	XOMA LTD	COM	86/12/31-03/12/31	7/16/2003	1,377 53	1 337 70	39 83
21,600 00	CORE LABORATORIES NV	COM	86/12/31-03/12/31	7/17/2003	244,296 00	248 348 16	(4,052 16)
2,900 00	TEEKAY SHIPPING CORP	SHS	86/12/31-03/12/31	7/17/2003	125,599 00	122,821 60	2 777 40
50 00	HERITAGE PROPANE PARTNERS L P	UNIT LTD PARTNERSHIP INT	86/12/31-03/12/31	7/14/2003	1,561 12	1,564 00	(2 88)
200 00	SABINE RLTY TR	UNIT BEN INT	86/12/31-03/12/31	7/14/2003	5,432 54	5,412 00	20 54
270 00	SABINE RLTY TR	UNIT BEN INT	86/12/31-03/12/31	7/16/2003	6,949 47	7,306 20	(356 73)
240 00	SAN JUAN BASIN RTY TR	UNIT BEN INT	86/12/31-03/12/31	7/14/2003	4,120 17	4,183 20	(63 03)

THE ROCKEFELLER FOUNDATION
EMPLOYEE ID NO 13-1659829
GAIN AND LOSSES ON TAXABLE INVESTMENTS
FOR YEAR 2003

Shares/Par Value	Security Name	Security Description	Date Bought	Date Sold	Proceeds	Cost	Realized Gain/Loss
8,457 00	ARADIGM CORP	COM	86/12/31-03/12/31	8/4/2003	10,201 58	14,631 37	(4,429 79)
8,810 00	ARADIGM CORP	COM	86/12/31-03/12/31	8/8/2003	10,589 80	16,817 63	(6,227 83)
13,577 00	ASK JEEVES INC	OC COM	86/12/31-03/12/31	5/20/2003	162,245 67	139,438 00	22,809 67
7,320 00	ASK JEEVES INC	OC COM	86/12/31-03/12/31	9/3/2003	140,501 54	132,638 23	7,863 31
10,000 00	ASK JEEVES INC	OC COM	86/12/31-03/12/31	9/4/2003	204,490 41	181,199 77	23,290 64
4,475 00	BROCADE COMMUNICATIONS SYS INC	COM	86/12/31-03/12/31	5/30/2003	26,848 74	24,514 05	2,334 69
10,000 00	BROCADE COMMUNICATIONS SYS INC	COM	86/12/31-03/12/31	6/2/2003	63,504 00	54,780 00	8,724 00
9,650 00	BROCADE COMMUNICATIONS SYS INC	COM	86/12/31-03/12/31	10/15/2003	59,951 66	58,769 00	1,182 66
12,380 00	CROWN CASTLE INTL CORP	COM	86/12/31-03/12/31	10/6/2003	135,659 85	122,958 13	12,701 72
10,000 00	CROWN CASTLE INTL CORP	COM	86/12/31-03/12/31	10/7/2003	108,786 89	99,319 97	8,466 92
10,000 00	CROWN CASTLE INTL CORP	COM	86/12/31-03/12/31	10/8/2003	109,505 85	99,319 98	10,185 87
20,000 00	CROWN CASTLE INTL CORP	COM	86/12/31-03/12/31	10/9/2003	221,891 57	198,639 95	23,251 62
10,000 00	CROWN CASTLE INTL CORP	COM	86/12/31-03/12/31	10/13/2003	111,344 77	99,319 97	12,024 80
52,046 00	DIGITAL IMPACT INC DEL	COM	86/12/31-03/12/31	11/11/2003	141,558 42	180,600 00	(39,041 58)
8,849 00	E LOAN INC	COM	86/12/31-03/12/31	6/18/2003	56,055 78	48,757 99	7,297 79
10,000 00	E LOAN INC	COM	86/12/31-03/12/31	6/17/2003	65,041 94	55,100 00	9,941 94
8,747 00	EBAY INC	COM	86/12/31-03/12/31	3/7/2003	539,408 40	529,099 74	10,308 66
1,030 00	FTI CONSULTING INC	COM	86/12/31-03/12/31	3/18/2003	45,229 44	44,290 00	939 44
23,320 00	FAIRMARKET	COM	86/12/31-03/12/31	8/4/2003	37,506 11	39,970 48	(2,464 37)
20,000 00	FAIRMARKET	COM	86/12/31-03/12/31	8/8/2003	32,106 48	34,280 00	(2,173 52)
20,000 00	FAIRMARKET	COM	86/12/31-03/12/31	8/11/2003	32,200 47	34,280 00	(2,079 53)
30,000 00	FAIRMARKET	COM	86/12/31-03/12/31	8/13/2003	47,997 73	51,420 00	(3,422 27)
30,000 00	FAIRMARKET	COM	86/12/31-03/12/31	8/20/2003	47,427 75	51,420 00	(3,992 25)
6,337 00	GALYANS TRADING INC	COM	86/12/31-03/12/31	8/4/2003	71,810 67	101,075 15	(29,264 48)
13,296 00	GLOBESPAN VIRATA INC	COM	86/12/31-03/12/31	4/23/2003	78,724 57	61,859 36	16,865 21
10,000 00	GLOBESPAN VIRATA INC	COM	86/12/31-03/12/31	4/24/2003	60,950 13	48,600 00	14,350 13
10,000 00	GLOBESPAN VIRATA INC	COM	86/12/31-03/12/31	4/25/2003	59,487 20	48,600 00	12,887 20
8,518 00	JETBLUE AWYS CORP	COM	86/12/31-03/12/31	3/18/2003	230,776 64	224,481 76	6,294 88
10,000 00	JETBLUE AWYS CORP	COM	86/12/31-03/12/31	3/18/2003	273,991 74	263,600 00	10,391 74
10,000 00	JETBLUE AWYS CORP	COM	86/12/31-03/12/31	3/19/2003	272,041 80	263,600 00	8,441 80
10,000 00	JETBLUE AWYS CORP	COM	86/12/31-03/12/31	3/21/2003	286,369 36	263,600 00	22,769 36
10,000 00	JETBLUE AWYS CORP	COM	86/12/31-03/12/31	3/21/2003	287,991 32	263,600 00	24,391 32
6,457 00	JUNIPER NETWORKS INC	COM	86/12/31-03/12/31	8/28/2003	112,798 50	92,587 00	20,211 50
13,655 00	KIRKLANDS INC	COM	86/12/31-03/12/31	3/18/2003	163,427 66	148,839 50	14,588 16
10,000 00	KIRKLANDS INC	COM	86/12/31-03/12/31	3/18/2003	121,939 31	108,000 00	12,939 31
200 00	KIRKLANDS INC	COM	86/12/31-03/12/31	3/20/2003	2,489 92	2 180 00	309 92
1,300 00	KIRKLANDS INC	COM	86/12/31-03/12/31	3/21/2003	16,184 51	14,170 00	2,014 51
100 00	KIRKLANDS INC	COM	86/12/31-03/12/31	3/28/2003	1,244 97	1,090 00	154 97
4,900 00	KIRKLANDS INC	COM	86/12/31-03/12/31	3/31/2003	61,003 46	53,410 00	7,593 46
3,500 00	KIRKLANDS INC	COM	86/12/31-03/12/31	4/1/2003	43,573 90	38,150 00	5,423 90
5,289 00	LABONE INC NEW	COM	86/12/31-03/12/31	11/3/2003	142,555 67	131,850 00	10,705 67
1,200 00	LABONE INC NEW	COM	86/12/31-03/12/31	11/28/2003	34,738 37	32,887 96	1,850 41
6,734 00	LABONE INC NEW	COM	86/12/31-03/12/31	12/1/2003	194,940 16	184,444 04	10,496 12
16,525 00	LIONBRIDGE TECHNOLOGIES INC	COM	86/12/31-03/12/31	5/28/2003	63,851 22	57,672 20	6,179 02
10,000 00	LIONBRIDGE TECHNOLOGIES INC	COM	86/12/31-03/12/31	6/3/2003	44,082 92	34,899 97	9,182 95
10,000 00	LIONBRIDGE TECHNOLOGIES INC	COM	86/12/31-03/12/31	6/3/2003	43,983 92	34,899 97	9,083 95
10,000 00	LIONBRIDGE TECHNOLOGIES INC	COM	86/12/31-03/12/31	6/4/2003	45,739 84	34,899 97	10,839 87
10,000 00	LIONBRIDGE TECHNOLOGIES INC	COM	86/12/31-03/12/31	6/5/2003	47,229 77	34,899 96	12,329 81
4,900 00	LIONBRIDGE TECHNOLOGIES INC	COM	86/12/31-03/12/31	6/18/2003	24,302 85	17 100 98	7,201 87
5,100 00	LIONBRIDGE TECHNOLOGIES INC	COM	86/12/31-03/12/31	6/17/2003	25,294 81	17,798 99	7,495 82
10,000 00	LIONBRIDGE TECHNOLOGIES INC	COM	86/12/31-03/12/31	6/18/2003	50,719 61	34,899 96	15,819 65
2,550 00	MAGMA DESIGN AUTOMATION INC	COM	86/12/31-03/12/31	3/18/2003	20,603 38	19,099 50	1,503 88
1,515 00	MAGMA DESIGN AUTOMATION INC	COM	86/12/31-03/12/31	9/4/2003	34,404 04	32,754 00	1,650 04
7,248 00	MOTOROLA INC	COM	86/12/31-03/12/31	3/18/2003	61,158 01	61,011 32	146 69
20,000 00	MOTOROLA INC	COM	86/12/31-03/12/31	4/23/2003	165,888 20	169,400 00	(2,511 80)
7,890 00	NETFLIX COM INC	COM	86/12/31-03/12/31	3/17/2003	139,648 78	134,998 12	4,650 66
10,000 00	NETFLIX COM INC	COM	86/12/31-03/12/31	3/18/2003	189,580 28	171,100 07	18,480 21
5,000 00	NETFLIX COM INC	COM	86/12/31-03/12/31	3/18/2003	93,454 18	85,550 00	7,904 18
10,000 00	NETFLIX COM INC	COM	86/12/31-03/12/31	3/19/2003	188,366 31	171,100 00	17,266 31
4,774 00	NETFLIX COM INC	COM	86/12/31-03/12/31	5/5/2003	113,232 54	109,858 85	3,373 69
10,000 00	NETFLIX COM INC	COM	86/12/31-03/12/31	5/13/2003	240,568 72	229,700 15	10,868 57
12,328 00	OPSWARE INC	COM	86/12/31-03/12/31	12/29/2003	85,661 66	79,182 21	6,479 45
10,000 00	OPSWARE INC	COM	86/12/31-03/12/31	12/30/2003	70,596 67	64,239 99	6,356 68
6,152 00	PDF SOLUTIONS INC	COM	86/12/31-03/12/31	5/1/2003	48,589 90	44,109 84	4,480 06
6,152 00	PDF SOLUTIONS INC	COM	86/12/31-03/12/31	5/27/2003	61,209 52	50,200 32	11,009 20
6,152 00	PDF SOLUTIONS INC	COM	86/12/31-03/12/31	7/18/2003	77,889 98	75,854 16	1,835 82
5,285 00	RADIO ONE INC	CL A	86/12/31-03/12/31	4/11/2003	76,249 99	74,307 10	1,942 89
10,000 00	RADIO ONE INC	CL A	86/12/31-03/12/31	4/14/2003	149,801 97	140,800 00	9,001 97
10,000 00	RADIO ONE INC	CL A	86/12/31-03/12/31	4/18/2003	150,859 92	140,800 00	10,059 92
10,575 00	RADIO ONE INC	NON VTG CL D	86/12/31-03/12/31	4/11/2003	152,409 26	145,300 50	7,108 76
10,000 00	RADIO ONE INC	NON VTG CL D	86/12/31-03/12/31	4/14/2003	148,796 01	137,400 00	11,396 01
10,000 00	RADIO ONE INC	NON VTG CL D	86/12/31-03/12/31	4/14/2003	145,031 19	137,400 00	7,631 19
10,000 00	RADIO ONE INC	NON VTG CL D	86/12/31-03/12/31	4/16/2003	149,073 00	137,400 00	11,673 00
10,000 00	RADIO ONE INC	NON VTG CL D	86/12/31-03/12/31	4/17/2003	149,783 97	137,400 00	12,383 97
7,505 00	SELECT MED CORP	OC COM	86/12/31-03/12/31	3/28/2003	108,836 28	99 816 50	9,019 78
10,000 00	SELECT MED CORP	OC COM	86/12/31-03/12/31	3/31/2003	144,599 34	133,000 00	11,599 34
10,000 00	SELECT MED CORP	OC COM	86/12/31-03/12/31	4/22/2003	147,937 05	133,000 00	14,937 05
10,000 00	SELECT MED CORP	OC COM	86/12/31-03/12/31	4/3/2003	151,492 89	133,000 00	18,492 89
2,254 00	SELECT MED CORP	OC COM	86/12/31-03/12/31	8/28/2003	65,276 39	59 888 76	5,387 63
8,800 00	SELECT MED CORP	OC COM	86/12/31-03/12/31	8/29/2003	198,850 77	180,875 94	18,174 83
5,999 00	SELECT MED CORP	OC COM	86/12/31-03/12/31	9/2/2003	165,100 84	151 422 38	13,678 46
6,500 00	SELECT MED CORP	OC COM	86/12/31-03/12/31	9/3/2003	195,476 39	172,704 95	22,771 44
3,500 00	SELECT MED CORP	OC COM	86/12/31-03/12/31	9/4/2003	104,820 09	92,994 97	11,825 12
2,200 00	SIRENZA MICRODEVICES INC	COM	86/12/31-03/12/31	10/21/2003	10,911 49	10,573 20	338 29
3,412 00	SIRENZA MICRODEVICES INC	COM	86/12/31-03/12/31	10/29/2003	13,809 15	16,398 07	(2,588 92)

THE ROCKEFELLER FOUNDATION
EMPLOYEE ID NO 13-1659629
GAIN AND LOSSES ON TAXABLE INVESTMENTS
FOR YEAR 2003

Shares/Par Value	Security Name	Security Description	Date Bought	Date Sold	Proceeds	Cost	Realized Gain/Loss
5,840 00	SUN MICROSYSTEMS INC	COM	86/12/31-03/12/31	6/16/2003	31,007 19	30,368 00	639 19
3,353 00	TIVO INC	COM	86/12/31-03/12/31	9/3/2003	36,378 34	40,900 00	(4,521 66)
18,675 00	TRIZETTO GROUP INC	COM	86/12/31-03/12/31	3/20/2003	77,101 13	70,031 25	7,069 88
10,000 00	TRIZETTO GROUP INC	COM	86/12/31-03/12/31	3/25/2003	43,271 90	37,500 00	5,771 90
10,000 00	TRIZETTO GROUP INC	COM	86/12/31-03/12/31	3/28/2003	43,098 90	37,500 00	5,598 90
10,000 00	TRIZETTO GROUP INC	COM	86/12/31-03/12/31	3/28/2003	42,698 92	37,500 00	5,198 92
10,000 00	TRIZETTO GROUP INC	COM	86/12/31-03/12/31	3/31/2003	42,616 92	37,500 00	5,116 92
10,000 00	TRIZETTO GROUP INC	COM	86/12/31-03/12/31	4/7/2003	42,942 98	37,500 00	5,442 98
10,000 00	TRIZETTO GROUP INC	COM	86/12/31-03/12/31	4/11/2003	43,097 96	37,500 00	5,597 96
10,000 00	TRIZETTO GROUP INC	COM	86/12/31-03/12/31	4/14/2003	41,655 03	37,500 00	4,155 03
10,000 00	TRIZETTO GROUP INC	COM	86/12/31-03/12/31	4/16/2003	43,497 94	37,500 00	5,997 94
10,000 00	TRIZETTO GROUP INC	COM	86/12/31-03/12/31	4/17/2003	43,436 95	37,500 00	5,936 95
10,000 00	TRIZETTO GROUP INC	COM	86/12/31-03/12/31	4/21/2003	43,866 93	37,500 00	6,366 93
20,000 00	TRIZETTO GROUP INC	COM	86/12/31-03/12/31	4/22/2003	95,443 50	75,000 00	20,443 50
10,000 00	TRIZETTO GROUP INC	COM	86/12/31-03/12/31	4/23/2003	54,191 45	37,500 00	16,691 45
10,000 00	TRIZETTO GROUP INC	COM	86/12/31-03/12/31	4/24/2003	55,910 36	37,500 00	18,410 36
10,000 00	TRIZETTO GROUP INC	COM	86/12/31-03/12/31	4/25/2003	54,499 43	37,500 00	16,999 43
2,300 00	AMDOCS LTD	SHS	86/12/31-03/12/31	8/28/2003	50,482 63	48,760 03	1,722 60
9,200 00	AMDOCS LTD	SHS	86/12/31-03/12/31	8/29/2003	203,153 15	185,040 12	8,113 03
38 00	AMDOCS LTD	SHS	86/12/31-03/12/31	8/29/2003	839 11	805 60	33 51
10,000 00	AMDOCS LTD	SHS	86/12/31-03/12/31	9/3/2003	232,508 09	212,000 13	20,507 96
10,000 00	AMDOCS LTD	SHS	86/12/31-03/12/31	9/30/2003	189,413 11	212,000 12	(22,587 01)
10,000 00	AMDOCS LTD	SHS	86/12/31-03/12/31	11/8/2003	239,488 77	210,099 94	29,388 83
15,520 00	AMDOCS LTD	SHS	86/12/31-03/12/31	11/8/2003	365,959 96	326,075 11	39,884 85
10,000 00	AMDOCS LTD	SHS	86/12/31-03/12/31	11/7/2003	250,488 25	210,099 95	40,388 30
37,600 00	BOARDWALK EQUITIES INC	COM	86/12/31-03/12/31	6/16/2003	425,632 00	416,744 80	8,887 10
38,000 00	BROOKFIELD PPTYS CORP	COM	86/12/31-03/12/31	6/13/2003	792,884 40	794,160 00	(1,275 60)
28,600 00	HILTON HOTELS CORP	COM	86/12/31-03/12/31	8/13/2003	389,811 12	406,692 00	(16,880 88)
2,300 00	ABERCROMBIE AND FITCH CO	COM CL A	86/12/31-03/12/31	10/13/2003	70,887 41	61,335 48	9,351 93
1,900 00	ABERCROMBIE AND FITCH CO	COM CL A	86/12/31-03/12/31	10/14/2003	58,897 24	50,668 44	8,228 80
1,900 00	ABERCROMBIE AND FITCH CO	COM CL A	86/12/31-03/12/31	10/16/2003	59,422 56	50,668 44	8,754 12
1,400 00	ABERCROMBIE AND FITCH CO	COM CL A	86/12/31-03/12/31	10/17/2003	43,442 82	37,334 84	6,107 98
2,300 00	ABERCROMBIE AND FITCH CO	COM CL A	86/12/31-03/12/31	10/20/2003	70,909 58	61,335 48	9,574 10
1,200 00	ABERCROMBIE AND FITCH CO	COM CL A	86/12/31-03/12/31	10/21/2003	36,360 57	32,001 12	4,359 45
1,100 00	ABERCROMBIE AND FITCH CO	COM CL A	86/12/31-03/12/31	10/22/2003	32,811 90	29,334 36	3,477 54
1,900 00	ABERCROMBIE AND FITCH CO	COM CL A	86/12/31-03/12/31	10/23/2003	56,734 95	50,668 44	6,066 51
1,300 00	ABERCROMBIE AND FITCH CO	COM CL A	86/12/31-03/12/31	10/28/2003	37,605 54	34,667 88	2,937 66
4,300 00	ABERCROMBIE AND FITCH CO	COM CL A	86/12/31-03/12/31	10/30/2003	120,227 09	114,670 68	5,556 41
1,600 00	ADOBE SYS INC	COM	86/12/31-03/12/31	8/22/2003	60,823 55	50,630 88	9,992 67
2,200 00	ADOBE SYS INC	COM	86/12/31-03/12/31	8/26/2003	82,522 53	69,817 46	12,905 07
600 00	ADOBE SYS INC	COM	86/12/31-03/12/31	9/5/2003	22,686 25	18,886 58	3,699 67
500 00	ADOBE SYS INC	COM	86/12/31-03/12/31	9/8/2003	19,253 04	15,822 15	3,430 89
1,600 00	ADOBE SYS INC	COM	86/12/31-03/12/31	9/12/2003	63,199 12	50,830 88	12,568 24
900 00	ADOBE SYS INC	COM	86/12/31-03/12/31	9/16/2003	35,659 02	28,478 87	7,179 15
600 00	ADOBE SYS INC	COM	86/12/31-03/12/31	9/22/2003	24,168 48	18,986 58	5,181 90
1,800 00	ADOBE SYS INC	COM	86/12/31-03/12/31	9/24/2003	73,146 59	56,959 74	16,186 85
1,400 00	ADOBE SYS INC	COM	86/12/31-03/12/31	12/12/2003	56,970 33	44,302 02	12,668 31
400 00	ADOBE SYS INC	COM	86/12/31-03/12/31	12/15/2003	15,807 33	12,657 72	3,149 61
500 00	ADVANCED FIBRE COMMUNICATIONS	COM	86/12/31-03/12/31	6/24/2003	8,183 06	8,243 75	(60 69)
900 00	ADVANCED FIBRE COMMUNICATIONS	COM	86/12/31-03/12/31	6/25/2003	14,834 99	14,838 75	(3 76)
1,000 00	ADVANCED FIBRE COMMUNICATIONS	COM	86/12/31-03/12/31	7/2/2003	16,907 20	16,487 50	419 70
800 00	ADVANCED FIBRE COMMUNICATIONS	COM	86/12/31-03/12/31	7/3/2003	13,405 81	13,190 00	215 81
2,500 00	ADVANCED FIBRE COMMUNICATIONS	COM	86/12/31-03/12/31	7/7/2003	42,987 23	41,218 75	1,768 48
1,000 00	ADVANCED FIBRE COMMUNICATIONS	COM	86/12/31-03/12/31	7/8/2003	16,990 10	16,487 50	502 60
1,600 00	ADVANCED FIBRE COMMUNICATIONS	COM	86/12/31-03/12/31	7/9/2003	27,513 75	26,380 00	1,133 75
700 00	ADVANCED FIBRE COMMUNICATIONS	COM	86/12/31-03/12/31	7/10/2003	12,030 19	11,541 25	488 94
500 00	ADVANCED FIBRE COMMUNICATIONS	COM	86/12/31-03/12/31	7/11/2003	8,373 55	8,243 75	129 80
400 00	ADVANCED FIBRE COMMUNICATIONS	COM	86/12/31-03/12/31	7/14/2003	6,838 03	6,595 00	243 03
4,500 00	ADVANCED FIBRE COMMUNICATIONS	COM	86/12/31-03/12/31	7/15/2003	71,773 43	74,193 75	(2,420 32)
1,400 00	ADVANCED FIBRE COMMUNICATIONS	COM	86/12/31-03/12/31	7/15/2003	22,328 95	23,082 50	(753 55)
1,700 00	ADVANCED FIBRE COMMUNICATIONS	COM	86/12/31-03/12/31	7/16/2003	26,981 98	28,028 75	(1,046 77)
1,200 00	ADVANCED FIBRE COMMUNICATIONS	COM	86/12/31-03/12/31	7/17/2003	18,805 03	19,785 00	(979 97)
700 00	ADVANCED FIBRE COMMUNICATIONS	COM	86/12/31-03/12/31	7/18/2003	11,106 16	11,541 25	(435 09)
500 00	ADVANCED FIBRE COMMUNICATIONS	COM	86/12/31-03/12/31	7/21/2003	7,787 13	8,243 75	(456 62)
1,700 00	ADVANCED FIBRE COMMUNICATIONS	COM	86/12/31-03/12/31	7/22/2003	26,656 10	28,028 75	(1,372 65)
7,600 00	ADVANCED FIBRE COMMUNICATIONS	COM	86/12/31-03/12/31	7/24/2003	119,853 21	125,305 00	(5,451 79)
4,700 00	ADVANCED FIBRE COMMUNICATIONS	COM	86/12/31-03/12/31	7/25/2003	83,088 81	77,491 25	5,597 56
200 00	ADVANCED FIBRE COMMUNICATIONS	COM	86/12/31-03/12/31	6/27/2003	3,328 40	3,287 50	30 90
1,000 00	ADVANCED FIBRE COMMUNICATIONS	COM	86/12/31-03/12/31	6/30/2003	16,437 82	16,487 50	(49 68)
200 00	AFFYMETRIX INC	OC CAP STK	86/12/31-03/12/31	7/10/2003	4,399 39	4,291 76	107 63
1,300 00	AFFYMETRIX INC	OC CAP STK	86/12/31-03/12/31	7/11/2003	28,544 45	27,896 44	648 01
1,000 00	AFFYMETRIX INC	OC CAP STK	86/12/31-03/12/31	7/14/2003	22,350 75	21,458 80	891 95
700 00	AFFYMETRIX INC	OC CAP STK	86/12/31-03/12/31	7/15/2003	15,576 15	15,021 16	554 99
1,200 00	AFFYMETRIX INC	OC CAP STK	86/12/31-03/12/31	7/22/2003	26,293 16	25,750 56	542 60
2,800 00	AFFYMETRIX INC	OC CAP STK	86/12/31-03/12/31	7/23/2003	58,458 45	60,084 64	(1,626 19)
4,600 00	AFFYMETRIX INC	OC CAP STK	86/12/31-03/12/31	7/24/2003	105,737 54	98,710 48	7,027 06
2,600 00	AFFYMETRIX INC	OC CAP STK	86/12/31-03/12/31	7/25/2003	60,028 06	55,792 88	4,235 18
1,200 00	AFFYMETRIX INC	OC CAP STK	86/12/31-03/12/31	7/28/2003	29,504 45	25,750 56	3,753 89
1,300 00	AFFYMETRIX INC	OC CAP STK	86/12/31-03/12/31	8/1/2003	30,237 36	27,896 44	2,340 92
1,300 00	AFFYMETRIX INC	OC CAP STK	86/12/31-03/12/31	8/4/2003	29,322 33	27,896 44	1,425 89
1,100 00	AFFYMETRIX INC	OC CAP STK	86/12/31-03/12/31	8/5/2003	24,834 19	23,604 88	1,229 31
1,600 00	AFFYMETRIX INC	OC CAP STK	86/12/31-03/12/31	8/6/2003	34,991 95	34,334 08	657 87
2,300 00	AFFYMETRIX INC	OC CAP STK	86/12/31-03/12/31	8/7/2003	50,291 74	49,355 24	936 50
700 00	AFFYMETRIX INC	OC CAP STK	86/12/31-03/12/31	8/8/2003	15,147 83	15,021 16	126 67
500 00	AFFYMETRIX INC	OC CAP STK	86/12/31-03/12/31	8/11/2003	10,839 24	10,729 40	109 84

THE ROCKEFELLER FOUNDATION
EMPLOYEE ID NO 13-1659629
GAIN AND LOSSES ON TAXABLE INVESTMENTS
FOR YEAR 2003

Shares/Par Value	Security Name	Security Description	Date Bought	Date Sold	Proceeds	Cost	Realized Gain/Loss
800.00	AFFYMETRIX INC	OC CAP STK	86/12/31-03/12/31	8/13/2003	17,513.17	17,167.04	346.13
1,200.00	AFFYMETRIX INC	OC CAP STK	86/12/31-03/12/31	8/14/2003	26,319.08	25,750.56	568.52
1,700.00	AFFYMETRIX INC	OC CAP STK	86/12/31-03/12/31	8/15/2003	37,948.84	36,479.96	1,468.88
900.00	AFFYMETRIX INC	OC CAP STK	86/12/31-03/12/31	8/18/2003	20,526.05	19,312.92	1,213.13
900.00	AFFYMETRIX INC	OC CAP STK	86/12/31-03/12/31	7/29/2003	21,653.97	19,312.92	2,341.05
800.00	AFFYMETRIX INC	OC CAP STK	86/12/31-03/12/31	7/30/2003	19,166.86	17,167.04	1,999.82
1,000.00	AFFYMETRIX INC	OC CAP STK	86/12/31-03/12/31	7/31/2003	24,377.65	21,458.80	2,918.85
400.00	ALLIANT TECHSYSTEMS INC	COM	86/12/31-03/12/31	9/23/2003	18,943.39	21,227.68	(2,284.29)
500.00	ALLIANT TECHSYSTEMS INC	COM	86/12/31-03/12/31	9/24/2003	23,725.78	26,534.60	(2,808.82)
1,200.00	ALLIANT TECHSYSTEMS INC	COM	86/12/31-03/12/31	10/13/2003	59,310.10	63,683.04	(4,372.94)
400.00	ALLIANT TECHSYSTEMS INC	COM	86/12/31-03/12/31	10/15/2003	19,992.02	21,227.68	(1,235.66)
800.00	ALLIANT TECHSYSTEMS INC	COM	86/12/31-03/12/31	10/16/2003	39,800.29	42,455.36	(2,655.07)
300.00	ALLIANT TECHSYSTEMS INC	COM	86/12/31-03/12/31	10/17/2003	14,789.93	15,920.76	(1,130.83)
200.00	ALLIANT TECHSYSTEMS INC	COM	86/12/31-03/12/31	10/21/2003	9,744.30	10,613.84	(869.54)
1,100.00	ALLIANT TECHSYSTEMS INC	COM	86/12/31-03/12/31	10/29/2003	54,291.03	58,376.12	(4,085.09)
1,500.00	ALLIANT TECHSYSTEMS INC	COM	86/12/31-03/12/31	10/30/2003	77,102.83	79,603.80	(2,500.97)
3,100.00	AMERICAN FINL RLTY TR	COM	86/12/31-03/12/31	7/10/2003	48,033.76	38,750.00	7,283.76
800.00	AMERISOURCEBERGEN CORP	COM	86/12/31-03/12/31	12/31/2003	44,772.30	51,692.08	(6,919.78)
900.00	AMGEN INC	COM	86/12/31-03/12/31	7/23/2003	62,142.53	58,348.71	3,793.82
3,100.00	AMGEN INC	COM	86/12/31-03/12/31	9/16/2003	215,524.84	200,978.89	14,545.95
1,800.00	AMGEN INC	COM	86/12/31-03/12/31	9/17/2003	124,851.87	116,897.42	8,154.45
1,100.00	AMGEN INC	COM	86/12/31-03/12/31	9/18/2003	76,857.36	71,315.09	5,542.27
1,600.00	AMGEN INC	COM	86/12/31-03/12/31	9/19/2003	110,003.64	103,731.04	6,272.60
1,400.00	AMGEN INC	COM	86/12/31-03/12/31	9/22/2003	95,814.45	90,784.66	5,049.79
1,300.00	AMGEN INC	COM	86/12/31-03/12/31	9/23/2003	89,006.44	84,281.47	4,724.97
400.00	ANTHEM INC	COM	86/12/31-03/12/31	9/10/2003	29,413.54	31,679.28	(2,265.74)
600.00	ANTHEM INC	COM	86/12/31-03/12/31	9/12/2003	44,596.27	47,518.92	(2,922.65)
400.00	ANTHEM INC	COM	86/12/31-03/12/31	9/15/2003	29,578.85	31,679.28	(2,100.43)
400.00	ANTHEM INC	COM	86/12/31-03/12/31	9/25/2003	28,548.10	31,679.28	(3,131.18)
100.00	ANTHEM INC	COM	86/12/31-03/12/31	9/30/2003	7,170.28	7,919.82	(749.54)
2,200.00	ARAMARK CORP	CL B	86/12/31-03/12/31	7/1/2003	48,264.19	49,920.86	(1,656.67)
600.00	ARAMARK CORP	CL B	86/12/31-03/12/31	7/2/2003	13,173.46	13,614.78	(441.32)
500.00	ARAMARK CORP	CL B	86/12/31-03/12/31	7/3/2003	10,983.98	11,345.65	(361.67)
2,200.00	ARAMARK CORP	CL B	86/12/31-03/12/31	7/7/2003	49,282.08	49,920.86	(638.78)
2,700.00	ARAMARK CORP	CL B	86/12/31-03/12/31	7/8/2003	60,726.83	61,286.51	(559.68)
2,500.00	ARAMARK CORP	CL B	86/12/31-03/12/31	7/9/2003	56,543.09	58,728.25	(2,185.16)
1,200.00	ARAMARK CORP	CL B	86/12/31-03/12/31	7/10/2003	26,434.52	27,229.58	(795.06)
800.00	ARAMARK CORP	CL B	86/12/31-03/12/31	7/11/2003	17,727.56	18,153.04	(425.48)
500.00	ARAMARK CORP	CL B	86/12/31-03/12/31	7/14/2003	11,117.72	11,345.65	(227.93)
100.00	ARAMARK CORP	CL B	86/12/31-03/12/31	7/15/2003	2,216.20	2,289.13	(72.93)
1,600.00	ARAMARK CORP	CL B	86/12/31-03/12/31	7/16/2003	35,570.01	36,306.08	(736.07)
5,100.00	BEA SYS INC	COM	86/12/31-03/12/31	7/17/2003	65,341.18	56,628.87	8,712.31
1,500.00	BEA SYS INC	COM	86/12/31-03/12/31	7/18/2003	19,235.39	18,655.55	2,579.84
1,600.00	BEA SYS INC	COM	86/12/31-03/12/31	7/21/2003	20,066.25	17,765.92	2,300.33
1,700.00	BEA SYS INC	COM	86/12/31-03/12/31	7/22/2003	21,826.58	18,676.29	3,050.29
4,600.00	BEA SYS INC	COM	86/12/31-03/12/31	11/12/2003	63,879.49	58,438.24	7,441.25
2,800.00	BEA SYS INC	COM	86/12/31-03/12/31	11/13/2003	40,075.63	32,442.06	7,633.57
3,300.00	BEA SYS INC	COM	86/12/31-03/12/31	11/14/2003	42,003.07	36,642.21	5,360.86
3,300.00	BEA SYS INC	COM	86/12/31-03/12/31	12/4/2003	38,835.21	36,642.21	2,193.00
2,300.00	BEA SYS INC	COM	86/12/31-03/12/31	12/9/2003	27,380.44	25,538.51	1,841.93
2,400.00	BEA SYS INC	COM	86/12/31-03/12/31	12/19/2003	26,974.07	26,648.88	2,325.19
1,900.00	BEA SYS INC	COM	86/12/31-03/12/31	12/22/2003	23,218.99	21,097.03	2,121.96
9,200.00	BEARINGPOINT INC	COM	86/12/31-03/12/31	11/13/2003	82,176.05	87,948.33	(5,772.28)
5,000.00	BEARINGPOINT INC	COM	86/12/31-03/12/31	11/14/2003	42,339.00	45,297.00	(2,958.00)
4,000.00	BEARINGPOINT INC	COM	86/12/31-03/12/31	11/17/2003	33,411.62	36,204.28	(2,792.66)
2,100.00	BEARINGPOINT INC	COM	86/12/31-03/12/31	11/18/2003	17,891.99	18,927.95	(1,035.96)
1,100.00	BEARINGPOINT INC	COM	86/12/31-03/12/31	11/19/2003	9,196.88	9,911.55	(714.67)
4,400.00	BEARINGPOINT INC	COM	86/12/31-03/12/31	11/20/2003	37,731.74	39,581.98	(1,850.24)
2,300.00	BEARINGPOINT INC	COM	86/12/31-03/12/31	11/21/2003	20,021.70	20,578.84	(557.14)
3,000.00	BEARINGPOINT INC	COM	86/12/31-03/12/31	11/24/2003	26,524.75	26,690.58	(165.83)
3,500.00	BEARINGPOINT INC	COM	86/12/31-03/12/31	12/1/2003	32,338.12	28,740.40	3,597.72
4,600.00	BEARINGPOINT INC	COM	86/12/31-03/12/31	11/25/2003	41,828.06	39,480.03	2,148.03
3,300.00	BEARINGPOINT INC	COM	86/12/31-03/12/31	11/28/2003	30,226.57	27,828.57	2,398.00
2,800.00	BEARINGPOINT INC	COM	86/12/31-03/12/31	11/28/2003	25,917.54	23,504.84	2,412.70
2,800.00	BECTON DICKINSON + CO	COM	86/12/31-03/12/31	10/21/2003	105,261.34	107,510.76	(2,249.42)
3,600.00	BECTON DICKINSON + CO	COM	86/12/31-03/12/31	10/22/2003	132,812.17	138,228.12	(5,415.95)
4,300.00	BECTON DICKINSON + CO	COM	86/12/31-03/12/31	10/23/2003	154,444.89	165,105.81	(10,660.92)
2,200.00	BECTON DICKINSON + CO	COM	86/12/31-03/12/31	10/24/2003	78,314.35	84,472.74	(6,158.39)
1,200.00	BIOGEN INC	COM	86/12/31-03/12/31	7/24/2003	48,803.80	52,754.28	(3,950.48)
2,500.00	BIOGEN INC	COM	86/12/31-03/12/31	9/22/2003	104,850.34	109,804.75	(5,054.41)
1,900.00	BIOGEN INC	COM	86/12/31-03/12/31	9/23/2003	79,824.19	83,527.61	(3,703.42)
700.00	BIOGEN INC	COM	86/12/31-03/12/31	9/24/2003	28,519.88	30,773.33	(2,253.45)
1,900.00	BIOGEN INC	COM	86/12/31-03/12/31	9/25/2003	78,140.26	83,527.61	(5,387.35)
5,700.00	BIOVAIL CORP	COM	86/12/31-03/12/31	10/15/2003	164,335.84	230,547.66	(66,211.82)
1,600.00	BIOVAIL CORP	COM	86/12/31-03/12/31	10/16/2003	46,448.08	63,994.06	(17,546.00)
2,600.00	BIOVAIL CORP	COM	86/12/31-03/12/31	10/17/2003	74,251.21	100,577.84	(26,326.63)
1,400.00	BIOVAIL CORP	COM	86/12/31-03/12/31	10/20/2003	39,115.42	52,707.98	(13,592.56)
1,900.00	BIOVAIL CORP	COM	86/12/31-03/12/31	10/21/2003	53,808.99	71,228.72	(17,421.73)
3,200.00	BIOVAIL CORP	COM	86/12/31-03/12/31	10/22/2003	88,693.12	110,844.33	(22,151.21)
2,600.00	BIOVAIL CORP	COM	86/12/31-03/12/31	10/23/2003	70,304.34	76,558.56	(6,254.22)
1,100.00	BIOVAIL CORP	COM	86/12/31-03/12/31	10/24/2003	29,304.82	32,390.16	(3,085.34)
1,200.00	BOSTON SCIENTIFIC CORP	COM	86/12/31-03/12/31	8/14/2003	75,036.92	72,808.92	2,228.00
800.00	BOSTON SCIENTIFIC CORP	COM	86/12/31-03/12/31	8/15/2003	50,636.42	48,539.28	2,097.14
400.00	BOSTON SCIENTIFIC CORP	COM	86/12/31-03/12/31	8/18/2003	25,618.88	24,269.64	1,349.24
1,100.00	BOSTON SCIENTIFIC CORP	COM	86/12/31-03/12/31	11/20/2003	38,883.17	36,659.15	2,224.02

THE ROCKEFELLER FOUNDATION
EMPLOYEE ID NO 13-1659629
GAIN AND LOSSES ON TAXABLE INVESTMENTS
FOR YEAR 2003

Shares/Par Value	Security Name	Security Description	Date Bought	Date Sold	Proceeds	Cost	Realized Gain/Loss
1,300 00	BOSTON SCIENTIFIC CORP	COM	86/12/31-03/12/31	11/24/2003	48,348 72	43,324 45	3,022 27
500 00	BRUNSWICK CORP	COM	86/12/31-03/12/31	9/10/2003	13,662 91	13,132 45	530 46
700 00	BRUNSWICK CORP	COM	86/12/31-03/12/31	9/11/2003	19,145 36	18,385 43	759 93
1,200 00	BRUNSWICK CORP	COM	86/12/31-03/12/31	9/12/2003	32,510 43	31,517 88	992 55
500 00	BRUNSWICK CORP	COM	86/12/31-03/12/31	9/15/2003	13,687 10	13,132 45	554 65
700 00	BRUNSWICK CORP	COM	86/12/31-03/12/31	9/16/2003	19,412 96	18,385 43	1,027 53
800 00	BRUNSWICK CORP	COM	86/12/31-03/12/31	9/18/2003	21,999 60	21,011 92	987 68
700 00	BRUNSWICK CORP	COM	86/12/31-03/12/31	9/19/2003	19,164 47	18,385 43	779 04
1,000 00	BRUNSWICK CORP	COM	86/12/31-03/12/31	9/22/2003	27,261 92	26,264 90	997 02
200 00	BRUNSWICK CORP	COM	86/12/31-03/12/31	9/23/2003	5,475 92	5,252 98	222 94
1,500 00	BRUNSWICK CORP	COM	86/12/31-03/12/31	9/24/2003	40,652 89	39,397 35	1,255 54
800 00	BRUNSWICK CORP	COM	86/12/31-03/12/31	9/25/2003	20,889 18	21,011 92	(122 74)
1,500 00	BRUNSWICK CORP	COM	86/12/31-03/12/31	10/2/2003	38,852 53	39,397 35	(544 82)
1,500 00	BRUNSWICK CORP	COM	86/12/31-03/12/31	10/3/2003	40,023 67	39,397 35	626 32
500 00	BRUNSWICK CORP	COM	86/12/31-03/12/31	10/7/2003	13,413 47	13,132 45	281 02
1,000 00	BRUNSWICK CORP	COM	86/12/31-03/12/31	10/8/2003	26,660 55	26,264 90	395 65
500 00	BRUNSWICK CORP	COM	86/12/31-03/12/31	10/9/2003	13,602 06	13,132 45	469 61
1,700 00	BRUNSWICK CORP	COM	86/12/31-03/12/31	10/10/2003	45,983 18	44,850 33	1,332 85
400 00	BRUNSWICK CORP	COM	86/12/31-03/12/31	10/13/2003	10,940 80	10,505 96	434 84
1,100 00	BRUNSWICK CORP	COM	86/12/31-03/12/31	10/14/2003	30,134 73	28,891 39	1,243 34
800 00	BRUNSWICK CORP	COM	86/12/31-03/12/31	10/15/2003	21,959 13	21,011 92	947 21
1,200 00	BRUNSWICK CORP	COM	86/12/31-03/12/31	10/16/2003	32,900 17	31,517 88	1,382 29
1,600 00	BRUNSWICK CORP	COM	86/12/31-03/12/31	10/17/2003	43,849 94	42,023 84	1,826 10
400 00	BRUNSWICK CORP	COM	86/12/31-03/12/31	9/26/2003	10,281 63	10,505 96	(224 33)
1,500 00	BRUNSWICK CORP	COM	86/12/31-03/12/31	9/28/2003	38,342 40	39,397 35	(1,054 95)
4,700 00	CAREMARK RX INC	COM	86/12/31-03/12/31	10/30/2003	116,744 40	113,440 79	3,303 61
2,400 00	CITADEL BROADCASTING CORP	COM	86/12/31-03/12/31	8/5/2003	49,883 81	45,600 00	4,283 81
1,400 00	COMERICA INC	COM	86/12/31-03/12/31	9/11/2003	66,193 10	66,789 10	(596 00)
2,500 00	COMERICA INC	COM	86/12/31-03/12/31	9/12/2003	117,028 77	119,268 25	(2,239 48)
1,000 00	COMERICA INC	COM	86/12/31-03/12/31	9/15/2003	47,297 28	47,706 50	(409 22)
2,000 00	COMERICA INC	COM	86/12/31-03/12/31	10/1/2003	93,846 40	95,413 00	(1,566 60)
400 00	COMERICA INC	COM	86/12/31-03/12/31	10/2/2003	18,731 04	19,082 60	(351 56)
2,000 00	COMERICA INC	COM	86/12/31-03/12/31	10/3/2003	94,676 36	95,413 00	(736 64)
1,500 00	COMERICA INC	COM	86/12/31-03/12/31	10/6/2003	71,940 07	71,559 75	380 32
1,000 00	COMERICA INC	COM	86/12/31-03/12/31	9/29/2003	47,005 29	47,706 50	(701 21)
2,200 00	COMERICA INC	COM	86/12/31-03/12/31	9/30/2003	102,608 03	104,954 30	(2,346 27)
9,800 00	CORNING INC	COM	86/12/31-03/12/31	7/22/2003	78,731 45	79,646 42	(914 97)
5,100 00	CORNING INC	COM	86/12/31-03/12/31	9/10/2003	43,837 53	41,362 02	2,475 51
4,900 00	CORNING INC	COM	86/12/31-03/12/31	9/23/2003	46,898 63	39,739 98	7,158 65
9,400 00	CORNING INC	COM	86/12/31-03/12/31	9/24/2003	88,629 37	78,235 88	12,393 49
2,500 00	COSTCO WHSL CORP NEW	COM	86/12/31-03/12/31	8/5/2003	81,876 42	92,106 59	(10,430 17)
1,900 00	COSTCO WHSL CORP NEW	COM	86/12/31-03/12/31	11/13/2003	65,115 46	69,377 75	(4,262 29)
2,000 00	COSTCO WHSL CORP NEW	COM	86/12/31-03/12/31	11/14/2003	68,849 37	72,443 12	(3,593 75)
1,500 00	COSTCO WHSL CORP NEW	COM	86/12/31-03/12/31	11/18/2003	50,662 67	54,033 00	(3,370 33)
900 00	COSTCO WHSL CORP NEW	COM	86/12/31-03/12/31	11/19/2003	30,395 53	32,419 80	(2,024 27)
800 00	COSTCO WHSL CORP NEW	COM	86/12/31-03/12/31	11/20/2003	27,519 75	28,817 60	(1,297 85)
1,300 00	COSTCO WHSL CORP NEW	COM	86/12/31-03/12/31	12/9/2003	46,437 59	46,828 60	(391 01)
400 00	DANAHER CORP	COM	86/12/31-03/12/31	7/1/2003	26,857 11	28,036 92	(1,379 81)
700 00	DANAHER CORP	COM	86/12/31-03/12/31	8/20/2003	53,412 95	49,064 61	4,348 34
500 00	DANAHER CORP	COM	86/12/31-03/12/31	8/21/2003	38,569 69	35,046 15	3,523 54
900 00	DANAHER CORP	COM	86/12/31-03/12/31	11/4/2003	74,923 47	63,083 07	11,840 40
2,000 00	DARDEN RESTAURANTS INC	COM	86/12/31-03/12/31	7/14/2003	39,608 54	38,192 80	1,415 74
700 00	DARDEN RESTAURANTS INC	COM	86/12/31-03/12/31	7/15/2003	13,303 64	13,367 41	(63 77)
3,700 00	DARDEN RESTAURANTS INC	COM	86/12/31-03/12/31	7/25/2003	70,131 31	70,856 31	(725 00)
3,200 00	DARDEN RESTAURANTS INC	COM	86/12/31-03/12/31	7/28/2003	61,087 69	61,108 16	(20 47)
300 00	DARDEN RESTAURANTS INC	COM	86/12/31-03/12/31	8/4/2003	5,684 73	5,728 89	(44 16)
2,900 00	DARDEN RESTAURANTS INC	COM	86/12/31-03/12/31	8/5/2003	56,929 54	55,379 27	1,550 27
1,100 00	DARDEN RESTAURANTS INC	COM	86/12/31-03/12/31	7/29/2003	20,812 01	21,005 93	(193 92)
1,400 00	DARDEN RESTAURANTS INC	COM	86/12/31-03/12/31	7/30/2003	26,529 31	26,734 82	(205 51)
2,300 00	DARDEN RESTAURANTS INC	COM	86/12/31-03/12/31	7/31/2003	43,208 99	43,921 49	(712 50)
2,300 00	DEAN FOODS CO NEW	COM	86/12/31-03/12/31	7/10/2003	75,707 39	71,142 91	4,564 48
1,700 00	DEAN FOODS CO NEW	COM	86/12/31-03/12/31	7/11/2003	55,200 49	52,583 89	2,616 60
2,000 00	DEAN FOODS CO NEW	COM	86/12/31-03/12/31	7/28/2003	62,089 29	61,863 40	225 89
2,200 00	DEAN FOODS CO NEW	COM	86/12/31-03/12/31	10/1/2003	67,811 82	68,049 74	(237 92)
1,900 00	DEAN FOODS CO NEW	COM	86/12/31-03/12/31	10/2/2003	57,792 06	58,770 23	(978 17)
1,500 00	DEAN FOODS CO NEW	COM	86/12/31-03/12/31	10/3/2003	45,831 01	46,397 55	(566 54)
800 00	DEAN FOODS CO NEW	COM	86/12/31-03/12/31	10/6/2003	24,337 65	24,745 36	(407 71)
600 00	DEAN FOODS CO NEW	COM	86/12/31-03/12/31	10/15/2003	18,451 47	18,559 02	(107 55)
1,900 00	DEAN FOODS CO NEW	COM	86/12/31-03/12/31	10/16/2003	58,646 45	58,770 23	(123 78)
1,000 00	DEAN FOODS CO NEW	COM	86/12/31-03/12/31	10/21/2003	30,582 76	30,931 70	(348 94)
2,300 00	DEAN FOODS CO NEW	COM	86/12/31-03/12/31	10/22/2003	69,868 88	71,142 91	(1,274 03)
2,800 00	DEAN FOODS CO NEW	COM	86/12/31-03/12/31	10/23/2003	83,817 15	86,808 76	(2,991 61)
700 00	DEAN FOODS CO NEW	COM	86/12/31-03/12/31	10/24/2003	21,084 83	21,852 19	(767 36)
700 00	DEAN FOODS CO NEW	COM	86/12/31-03/12/31	10/27/2003	21,085 74	21,852 19	(766 45)
900 00	DEAN FOODS CO NEW	COM	86/12/31-03/12/31	10/28/2003	26,978 50	27,838 53	(860 03)
1,600 00	DEAN FOODS CO NEW	COM	86/12/31-03/12/31	7/29/2003	49,494 47	49,490 72	3 75
2,300 00	DEAN FOODS CO NEW	COM	86/12/31-03/12/31	10/29/2003	69,038 16	71,142 91	(2,104 75)
2,700 00	DEAN FOODS CO NEW	COM	86/12/31-03/12/31	10/30/2003	81,069 09	83,515 59	(2,446 50)
900 00	DEAN FOODS CO NEW	COM	86/12/31-03/12/31	10/31/2003	27,139 66	27,838 53	(698 87)
6,400 00	EMC CORP	COM	86/12/31-03/12/31	7/14/2003	71,346 40	65,952 64	5,393 76
1,200 00	EMC CORP	COM	86/12/31-03/12/31	7/15/2003	13,156 30	12,366 12	790 18
9,300 00	EMC CORP	COM	86/12/31-03/12/31	7/16/2003	95,626 47	95,837 43	(210 96)
3,900 00	EMC CORP	COM	86/12/31-03/12/31	8/26/2003	46,870 72	40,189 89	6,680 83
2,900 00	EMC CORP	COM	86/12/31-03/12/31	9/2/2003	37,860 91	29,884 79	7,976 12
2,600 00	EMC CORP	COM	86/12/31-03/12/31	8/28/2003	32,296 20	26,793 26	5,502 94

THE ROCKEFELLER FOUNDATION
EMPLOYEE ID NO 13-1659629
GAIN AND LOSSES ON TAXABLE INVESTMENTS
FOR YEAR 2003

Shares/Par Value	Security Name	Security Description	Date Bought	Date Sold	Proceeds	Cost	Realized Gain/Loss
2,500.00	EMC CORP	COM	86/12/31-03/12/31	8/29/2003	31,436.52	25,762.75	5,673.77
44,100.00	EMC CORP	COM	86/12/31-03/12/31	9/30/2003	548,101.96	454,454.91	93,647.05
2,400.00	ECHOSTAR COMMUNICATIONS CORP N	CL A	86/12/31-03/12/31	9/18/2003	91,389.88	88,402.04	2,987.84
900.00	ECHOSTAR COMMUNICATIONS CORP N	CL A	86/12/31-03/12/31	9/17/2003	33,960.71	32,842.89	1,117.82
1,400.00	ECHOSTAR COMMUNICATIONS CORP N	CL A	86/12/31-03/12/31	9/18/2003	55,328.20	50,733.08	4,595.12
1,600.00	ECHOSTAR COMMUNICATIONS CORP N	CL A	86/12/31-03/12/31	11/3/2003	61,063.70	57,518.08	3,545.62
500.00	ECHOSTAR COMMUNICATIONS CORP N	CL A	86/12/31-03/12/31	11/4/2003	18,712.92	17,908.40	804.52
1,600.00	ECHOSTAR COMMUNICATIONS CORP N	CL A	86/12/31-03/12/31	11/5/2003	59,518.49	56,547.20	2,971.29
900.00	ECHOSTAR COMMUNICATIONS CORP N	CL A	86/12/31-03/12/31	11/11/2003	30,370.87	31,807.80	(1,436.93)
1,500.00	ECHOSTAR COMMUNICATIONS CORP N	CL A	86/12/31-03/12/31	11/12/2003	49,816.47	53,013.00	(3,196.53)
2,800.00	ECHOSTAR COMMUNICATIONS CORP N	CL A	86/12/31-03/12/31	11/13/2003	93,328.31	98,957.60	(5,629.29)
2,300.00	ECHOSTAR COMMUNICATIONS CORP N	CL A	86/12/31-03/12/31	11/14/2003	77,471.87	81,288.60	(3,816.73)
1,000.00	ECHOSTAR COMMUNICATIONS CORP N	CL A	86/12/31-03/12/31	11/17/2003	33,707.02	35,342.00	(1,634.98)
2,100.00	ECHOSTAR COMMUNICATIONS CORP N	CL A	86/12/31-03/12/31	11/18/2003	71,278.32	74,218.20	(2,941.88)
600.00	ECHOSTAR COMMUNICATIONS CORP N	CL A	86/12/31-03/12/31	11/21/2003	20,294.22	21,205.20	(910.98)
500.00	ECHOSTAR COMMUNICATIONS CORP N	CL A	86/12/31-03/12/31	11/24/2003	17,071.29	17,671.00	(599.71)
1,300.00	ECHOSTAR COMMUNICATIONS CORP N	CL A	86/12/31-03/12/31	12/1/2003	43,722.28	45,943.73	(2,221.45)
1,800.00	ECHOSTAR COMMUNICATIONS CORP N	CL A	86/12/31-03/12/31	11/25/2003	82,180.80	83,615.60	(1,435.00)
1,100.00	ECHOSTAR COMMUNICATIONS CORP N	CL A	86/12/31-03/12/31	11/28/2003	37,834.26	38,878.20	(1,041.94)
600.00	ENTERCOM COMMUNICATIONS CORP	COM	86/12/31-03/12/31	7/23/2003	28,122.60	30,469.08	(2,346.48)
100.00	ENTERCOM COMMUNICATIONS CORP	COM	86/12/31-03/12/31	7/24/2003	4,665.83	5,078.18	(412.55)
200.00	ENTERCOM COMMUNICATIONS CORP	COM	86/12/31-03/12/31	10/8/2003	9,254.80	10,156.36	(901.56)
200.00	ENTERCOM COMMUNICATIONS CORP	COM	86/12/31-03/12/31	10/9/2003	9,284.00	10,156.36	(872.36)
700.00	ENTERCOM COMMUNICATIONS CORP	COM	86/12/31-03/12/31	10/10/2003	32,566.04	35,547.26	(2,981.22)
200.00	ENTERCOM COMMUNICATIONS CORP	COM	86/12/31-03/12/31	10/13/2003	9,314.28	10,156.36	(842.08)
300.00	ENTERCOM COMMUNICATIONS CORP	COM	86/12/31-03/12/31	10/14/2003	13,955.31	15,234.54	(1,279.23)
700.00	ENTERCOM COMMUNICATIONS CORP	COM	86/12/31-03/12/31	10/21/2003	32,181.55	35,547.26	(3,365.71)
400.00	ENTERCOM COMMUNICATIONS CORP	COM	86/12/31-03/12/31	10/22/2003	18,320.30	20,312.72	(1,992.42)
200.00	ENTERCOM COMMUNICATIONS CORP	COM	86/12/31-03/12/31	11/3/2003	9,189.88	10,156.36	(966.70)
600.00	ENTERCOM COMMUNICATIONS CORP	COM	86/12/31-03/12/31	11/7/2003	27,623.78	30,469.08	(2,845.30)
300.00	ENTERCOM COMMUNICATIONS CORP	COM	86/12/31-03/12/31	11/14/2003	14,032.56	15,234.54	(1,201.98)
500.00	ENTERCOM COMMUNICATIONS CORP	COM	86/12/31-03/12/31	11/17/2003	22,872.92	25,390.90	(2,518.08)
100.00	ENTERCOM COMMUNICATIONS CORP	COM	86/12/31-03/12/31	11/18/2003	4,540.79	5,078.18	(537.39)
700.00	ENTERCOM COMMUNICATIONS CORP	COM	86/12/31-03/12/31	12/18/2003	38,443.23	35,547.26	895.97
1,000.00	ENTERCOM COMMUNICATIONS CORP	COM	86/12/31-03/12/31	12/19/2003	52,003.26	50,781.80	1,221.46
400.00	ENTERCOM COMMUNICATIONS CORP	COM	86/12/31-03/12/31	12/23/2003	21,182.68	20,312.72	869.96
600.00	ENTERCOM COMMUNICATIONS CORP	COM	86/12/31-03/12/31	11/25/2003	36,198.62	40,625.44	(4,426.82)
2,000.00	FEDEX CORP	COM	86/12/31-03/12/31	11/21/2003	143,199.89	146,733.28	(3,533.59)
3,300.00	FEDEX CORP	COM	86/12/31-03/12/31	12/17/2003	234,833.17	219,241.38	15,591.79
900.00	FEDEX CORP	COM	86/12/31-03/12/31	12/18/2003	61,887.25	58,474.71	3,412.54
3,200.00	FEDEX CORP	COM	86/12/31-03/12/31	12/30/2003	219,840.90	207,522.67	12,318.23
2,900.00	FEDEX CORP	COM	86/12/31-03/12/31	12/31/2003	196,070.84	185,026.47	11,044.37
500.00	FISERV INC	COM	86/12/31-03/12/31	7/28/2003	19,383.44	18,274.95	1,088.49
500.00	FISERV INC	COM	86/12/31-03/12/31	8/1/2003	19,331.84	18,274.95	1,056.89
1,300.00	FISERV INC	COM	86/12/31-03/12/31	10/21/2003	46,717.86	47,514.87	(797.01)
500.00	FISERV INC	COM	86/12/31-03/12/31	7/30/2003	19,268.94	18,274.95	993.99
800.00	FISERV INC	COM	86/12/31-03/12/31	7/31/2003	31,656.59	29,239.92	2,416.67
1,900.00	FLUOR CORP NEW	COM	86/12/31-03/12/31	12/1/2003	69,804.25	66,725.72	3,078.53
900.00	FLUOR CORP NEW	COM	86/12/31-03/12/31	12/2/2003	33,041.59	31,606.92	1,434.67
4,200.00	FLUOR CORP NEW	COM	86/12/31-03/12/31	12/3/2003	155,182.72	147,468.96	7,713.76
900.00	FLUOR CORP NEW	COM	86/12/31-03/12/31	12/5/2003	34,125.23	31,606.92	2,518.31
100.00	FLUOR CORP NEW	COM	86/12/31-03/12/31	12/9/2003	3,751.72	3,511.88	239.84
1,300.00	FLUOR CORP NEW	COM	86/12/31-03/12/31	12/10/2003	47,902.75	45,460.17	2,442.58
5,300.00	FLUOR CORP NEW	COM	86/12/31-03/12/31	10/29/2003	194,367.86	203,017.16	(8,649.30)
1,500.00	FLUOR CORP NEW	COM	86/12/31-03/12/31	10/30/2003	54,518.69	54,470.52	48.17
1,400.00	FLUOR CORP NEW	COM	86/12/31-03/12/31	11/26/2003	51,041.88	49,472.38	1,569.50
5,200.00	GALLAGHER ARTHUR J + CO	COM	86/12/31-03/12/31	7/10/2003	133,787.65	148,725.72	(14,938.07)
1,800.00	GALLAGHER ARTHUR J + CO	COM	86/12/31-03/12/31	7/11/2003	46,811.48	51,481.98	(4,670.50)
1,400.00	GALLAGHER ARTHUR J + CO	COM	86/12/31-03/12/31	7/15/2003	35,445.77	40,041.54	(4,595.77)
700.00	GALLAGHER ARTHUR J + CO	COM	86/12/31-03/12/31	7/16/2003	17,545.30	20,020.77	(2,475.47)
700.00	GALLAGHER ARTHUR J + CO	COM	86/12/31-03/12/31	7/17/2003	17,480.49	20,020.77	(2,540.28)
900.00	GALLAGHER ARTHUR J + CO	COM	86/12/31-03/12/31	7/18/2003	22,467.26	25,740.99	(3,273.73)
600.00	GALLAGHER ARTHUR J + CO	COM	86/12/31-03/12/31	7/22/2003	15,008.53	17,180.66	(2,172.13)
700.00	GALLAGHER ARTHUR J + CO	COM	86/12/31-03/12/31	8/1/2003	18,363.56	20,020.77	(1,657.21)
1,300.00	GALLAGHER ARTHUR J + CO	COM	86/12/31-03/12/31	8/4/2003	33,880.96	37,181.43	(3,300.47)
700.00	GALLAGHER ARTHUR J + CO	COM	86/12/31-03/12/31	8/5/2003	18,199.42	20,020.77	(1,821.35)
1,000.00	GALLAGHER ARTHUR J + CO	COM	86/12/31-03/12/31	8/6/2003	25,974.88	28,801.10	(2,826.22)
2,300.00	GALLAGHER ARTHUR J + CO	COM	86/12/31-03/12/31	8/7/2003	59,772.35	65,782.53	(6,010.18)
2,200.00	GALLAGHER ARTHUR J + CO	COM	86/12/31-03/12/31	8/8/2003	57,321.39	62,922.42	(5,601.03)
100.00	GETTY IMAGES INC	COM	86/12/31-03/12/31	9/10/2003	3,939.50	4,036.70	(97.20)
1,700.00	GETTY IMAGES INC	COM	86/12/31-03/12/31	9/11/2003	67,133.08	68,823.90	(1,690.82)
200.00	GETTY IMAGES INC	COM	86/12/31-03/12/31	9/12/2003	7,826.57	8,073.40	(246.83)
800.00	GILEAD SCIENCES INC	COM	86/12/31-03/12/31	12/1/2003	47,975.91	53,352.53	(5,376.62)
800.00	GILEAD SCIENCES INC	COM	86/12/31-03/12/31	12/17/2003	45,742.73	52,066.40	(6,323.67)
3,700.00	GILEAD SCIENCES INC	COM	86/12/31-03/12/31	12/18/2003	216,255.98	231,066.39	(14,810.41)
2,400.00	GILEAD SCIENCES INC	COM	86/12/31-03/12/31	12/19/2003	141,800.48	148,251.87	(6,451.39)
800.00	GRAINGER W W INC	COM	86/12/31-03/12/31	9/5/2003	41,195.99	37,488.32	3,707.67
400.00	GRAINGER W W INC	COM	86/12/31-03/12/31	9/8/2003	20,645.95	18,744.16	1,901.79
1,200.00	GRAINGER W W INC	COM	86/12/31-03/12/31	9/10/2003	61,437.12	56,232.48	5,204.64
1,100.00	GRAINGER W W INC	COM	86/12/31-03/12/31	9/12/2003	55,637.81	51,546.44	4,091.37
1,500.00	GRAINGER W W INC	COM	86/12/31-03/12/31	9/17/2003	75,339.67	70,290.60	5,049.07
400.00	GRAINGER W W INC	COM	86/12/31-03/12/31	9/24/2003	19,773.83	18,744.16	1,029.67
700.00	GRAINGER W W INC	COM	86/12/31-03/12/31	10/1/2003	33,822.71	32,802.28	820.43
700.00	GRAINGER W W INC	COM	86/12/31-03/12/31	10/18/2003	33,117.96	32,802.28	315.68
400.00	GRAINGER W W INC	COM	86/12/31-03/12/31	10/21/2003	17,963.11	18,744.16	(781.05)

THE ROCKEFELLER FOUNDATION
EMPLOYEE ID NO 13-1659629
GAIN AND LOSSES ON TAXABLE INVESTMENTS
FOR YEAR 2003

Shares/Par Value	Security Name	Security Description	Date Bought	Date Sold	Proceeds	Cost	Realized Gain/Loss
300 00	GRAINGER W W INC	COM	86/12/31-03/12/31	10/22/2003	13,250 49	14,058 12	(807 63)
1,000 00	GRAINGER W W INC	COM	86/12/31-03/12/31	11/13/2003	45,891 34	46,860 40	(869 06)
1,500 00	GRAINGER W W INC	COM	86/12/31-03/12/31	11/14/2003	68,219 80	70,290 60	(2 070 80)
300 00	GRAINGER W W INC	COM	86/12/31-03/12/31	11/21/2003	13,600 88	14,058 12	(457 24)
300 00	GRAINGER W W INC	COM	86/12/31-03/12/31	11/24/2003	13,911 12	14,058 12	(147 00)
400 00	GRAINGER W W INC	COM	86/12/31-03/12/31	12/1/2003	18,579 61	18,744 16	(164 55)
400 00	GRAINGER W W INC	COM	86/12/31-03/12/31	12/3/2003	18,448 57	18,744 16	(297 59)
900 00	GRAINGER W W INC	COM	86/12/31-03/12/31	12/10/2003	43,769 90	42,174 38	1,595 54
900 00	GRAINGER W W INC	COM	86/12/31-03/12/31	12/11/2003	44,161 83	42,174 38	1,987 47
700 00	GRAINGER W W INC	COM	86/12/31-03/12/31	12/12/2003	34,439 71	32,802 28	1,637 43
100 00	GRAINGER W W INC	COM	86/12/31-03/12/31	12/15/2003	4,911 91	4,886 04	225 87
500 00	GRAINGER W W INC	COM	86/12/31-03/12/31	12/16/2003	22,487 04	23,430 20	(863 16)
1,800 00	GRAINGER W W INC	COM	86/12/31-03/12/31	12/16/2003	82,278 28	84,348 72	(2,070 44)
1,200 00	GRAINGER W W INC	COM	86/12/31-03/12/31	12/19/2003	55,835 66	56,232 48	(396 82)
400 00	GRAINGER W W INC	COM	86/12/31-03/12/31	12/23/2003	18,649 24	18,744 16	(94 92)
300 00	GRAINGER W W INC	COM	86/12/31-03/12/31	12/24/2003	13,958 31	14,058 12	(99 81)
500 00	GRAINGER W W INC	COM	86/12/31-03/12/31	7/30/2003	24 521 55	23 430 20	1,091 35
300 00	GRAINGER W W INC	COM	86/12/31-03/12/31	8/27/2003	14,846 18	14,058 12	788 06
500 00	GRAINGER W W INC	COM	86/12/31-03/12/31	8/28/2003	24 470 35	23 430 20	1,040 15
500 00	GRAINGER W W INC	COM	86/12/31-03/12/31	9/26/2003	24,560 60	23 430 20	1,130 40
1,000 00	GRAINGER W W INC	COM	86/12/31-03/12/31	9/29/2003	48,329 73	46,860 40	1,469 33
800 00	GRAINGER W W INC	COM	86/12/31-03/12/31	9/30/2003	38,155 65	37,488 32	667 33
500 00	GRAINGER W W INC	COM	86/12/31-03/12/31	11/25/2003	23,429 60	23 430 20	(0 60)
300 00	GRAINGER W W INC	COM	86/12/31-03/12/31	11/26/2003	13,987 02	14,058 12	(71 10)
3,800 00	IDEC PHARMACEUTICALS CORP	COM	86/12/31-03/12/31	8/24/2003	137,959 75	148,021 40	(10,061 65)
500 00	IDEC PHARMACEUTICALS CORP	COM	86/12/31-03/12/31	8/25/2003	18,863 66	19 476 50	(812 84)
500 00	IDEC PHARMACEUTICALS CORP	COM	86/12/31-03/12/31	7/1/2003	17,237 69	19 476 50	(2,238 81)
500 00	IDEC PHARMACEUTICALS CORP	COM	86/12/31-03/12/31	7/2/2003	17,958 15	19 476 50	(1,518 35)
400 00	IDEC PHARMACEUTICALS CORP	COM	86/12/31-03/12/31	7/3/2003	14,275 73	15,581 20	(1,305 47)
1,200 00	IDEC PHARMACEUTICALS CORP	COM	86/12/31-03/12/31	7/8/2003	45,099 88	46 743 60	(1,643 72)
1,600 00	IDEC PHARMACEUTICALS CORP	COM	86/12/31-03/12/31	7/24/2003	54,930 54	62,324 80	(7,394 26)
4,400 00	IDEC PHARMACEUTICALS CORP	COM	86/12/31-03/12/31	7/25/2003	150,270 56	171,393 20	(21,122 64)
900 00	IDEC PHARMACEUTICALS CORP	COM	86/12/31-03/12/31	6/30/2003	30 864 26	35,057 70	(4,393 44)
2,700 00	INTERACTIVE CORP	COM	86/12/31-03/12/31	11/5/2003	90,788 91	108,237 81	(17,448 90)
1,300 00	INTERACTIVE CORP	COM	86/12/31-03/12/31	12/4/2003	39,435 47	49 523 37	(10,087 90)
900 00	INTERACTIVE CORP	COM	86/12/31-03/12/31	12/11/2003	27,245 86	34,285 41	(7,039 55)
1,000 00	INVITROGEN CORP	COM	86/12/31-03/12/31	9/4/2003	58,590 95	51 738 58	6 852 37
200 00	INVITROGEN CORP	COM	86/12/31-03/12/31	9/5/2003	11,811 91	9,263 76	2,548 15
700 00	INVITROGEN CORP	COM	86/12/31-03/12/31	9/8/2003	41,595 69	31,228 52	10,367 17
200 00	INVITROGEN CORP	COM	86/12/31-03/12/31	9/17/2003	11,997 73	8 676 34	3,321 39
500 00	INVITROGEN CORP	COM	86/12/31-03/12/31	9/18/2003	30,555 16	21 690 85	8,864 31
1,000 00	INVITROGEN CORP	COM	86/12/31-03/12/31	12/1/2003	69,299 35	38,728 24	30,571 11
400 00	INVITROGEN CORP	COM	86/12/31-03/12/31	12/2/2003	27,715 22	15,404 76	12 310 46
400 00	INVITROGEN CORP	COM	86/12/31-03/12/31	11/25/2003	26,986 41	17,352 88	9,633 73
200 00	INVITROGEN CORP	COM	86/12/31-03/12/31	11/26/2003	13,565 16	7,890 82	5,674 54
3,100 00	JUNIPER NETWORKS INC	COM	86/12/31-03/12/31	9/16/2003	50,836 37	44,268 70	6,567 67
2,400 00	JUNIPER NETWORKS INC	COM	86/12/31-03/12/31	9/17/2003	40,044 04	31,984 32	8,059 72
900 00	JUNIPER NETWORKS INC	COM	86/12/31-03/12/31	9/18/2003	14,944 87	11,994 12	2,950 75
1,000 00	JUNIPER NETWORKS INC	COM	86/12/31-03/12/31	9/19/2003	16,352 13	13,326 80	3,025 33
3,300 00	JUNIPER NETWORKS INC	COM	86/12/31-03/12/31	10/8/2003	59 371 47	43,978 44	15,393 03
5,600 00	JUNIPER NETWORKS INC	COM	86/12/31-03/12/31	12/16/2003	92,745 64	74,830 08	18,115 56
2,400 00	JUNIPER NETWORKS INC	COM	86/12/31-03/12/31	12/18/2003	43,166 77	31,984 32	11,182 45
4,200 00	JUNIPER NETWORKS INC	COM	86/12/31-03/12/31	12/19/2003	76,357 87	55,972 56	20,385 31
1,600 00	KLA TENCOR CORP	COM	86/12/31-03/12/31	7/15/2003	81,890 40	75,853 76	6,036 64
1,200 00	KLA TENCOR CORP	COM	86/12/31-03/12/31	8/22/2003	69,247 67	58,890 32	12,357 35
1,500 00	KLA TENCOR CORP	COM	86/12/31-03/12/31	9/3/2003	85,558 54	71,112 90	14,445 64
600 00	KLA TENCOR CORP	COM	86/12/31-03/12/31	9/4/2003	34,881 04	28 445 16	6 435 88
1,900 00	KLA TENCOR CORP	COM	86/12/31-03/12/31	7/30/2003	97,587 59	90,076 34	7 511 25
900 00	KLA TENCOR CORP	COM	86/12/31-03/12/31	7/31/2003	47,155 54	42 887 74	4 487 80
800 00	KINDER MORGAN INC KANS	COM	86/12/31-03/12/31	7/7/2003	43,161 65	44,479 60	(1 317 95)
1,200 00	KINDER MORGAN INC KANS	COM	86/12/31-03/12/31	7/8/2003	64,885 73	66,719 40	(2,033 67)
1,000 00	KINDER MORGAN INC KANS	COM	86/12/31-03/12/31	7/9/2003	53 753 18	55,599 50	(1,846 32)
900 00	KINDER MORGAN INC KANS	COM	86/12/31-03/12/31	7/10/2003	47,541 62	50,039 55	(2 497 93)
1,400 00	KINDER MORGAN INC KANS	COM	86/12/31-03/12/31	7/11/2003	74,773 71	77,839 30	(3 065 59)
600 00	KINDER MORGAN INC KANS	COM	86/12/31-03/12/31	7/14/2003	32,298 10	33,359 70	(1,061 60)
1,200 00	KINDER MORGAN INC KANS	COM	86/12/31-03/12/31	7/15/2003	64,875 92	66,719 40	(1,843 48)
600 00	KINDER MORGAN INC KANS	COM	86/12/31-03/12/31	7/16/2003	32,305 78	33,359 70	(1,053 92)
400 00	KINDER MORGAN INC KANS	COM	86/12/31-03/12/31	9/15/2003	20,826 90	22,239 80	(1,410 90)
400 00	KINDER MORGAN INC KANS	COM	86/12/31-03/12/31	9/16/2003	20,892 62	22,239 80	(1,347 18)
400 00	KINDER MORGAN INC KANS	COM	86/12/31-03/12/31	9/18/2003	21 165 76	22,239 80	(1,074 04)
1,300 00	KINDER MORGAN INC KANS	COM	86/12/31-03/12/31	9/22/2003	68 165 03	72 279 35	(4 114 32)
1,800 00	KINDER MORGAN INC KANS	COM	86/12/31-03/12/31	9/23/2003	84,885 62	88,959 20	(4,073 58)
1,800 00	KINDER MORGAN INC KANS	COM	86/12/31-03/12/31	9/24/2003	102,081 45	105,639 05	(3,557 60)
1,400 00	KOHL'S CORP	COM	86/12/31-03/12/31	8/7/2003	85 729 32	80,459 62	5 269 70
1,000 00	KOHL'S CORP	COM	86/12/31-03/12/31	9/9/2003	59,989 69	53 573 00	6,416 69
1,100 00	KOHL'S CORP	COM	86/12/31-03/12/31	9/17/2003	65,467 83	55,964 69	9,503 14
2,600 00	KOHL'S CORP	COM	86/12/31-03/12/31	10/1/2003	140,091 84	130,177 92	9,913 92
1,500 00	KOHL'S CORP	COM	86/12/31-03/12/31	10/2/2003	80,040 15	74,980 95	5 059 20
300 00	LABRANCHE + CO INC	COM	86/12/31-03/12/31	9/22/2003	4,801 78	6,359 31	(1,557 53)
2,900 00	LABRANCHE + CO INC	COM	86/12/31-03/12/31	9/23/2003	46,213 97	61,473 33	(15,259 36)
2,000 00	LABRANCHE + CO INC	COM	86/12/31-03/12/31	9/24/2003	30,027 99	42,395 40	(12,367 41)
12,700 00	LABRANCHE + CO INC	COM	86/12/31-03/12/31	10/1/2003	169,407 50	269,210 79	(99,803 29)
4 400 00	LABRANCHE + CO INC	COM	86/12/31-03/12/31	10/2/2003	59,241 89	93,269 88	(34,027 99)
2,700 00	LABRANCHE + CO INC	COM	86/12/31-03/12/31	10/3/2003	35,362 93	57,233 79	(21,870 86)
800 00	LAMAR ADVERTISING CO	CL A	86/12/31-03/12/31	10/21/2003	24,156 62	28,197 44	(5,040 82)

THE ROCKEFELLER FOUNDATION
EMPLOYEE ID NO 13-1659629
GAIN AND LOSSES ON TAXABLE INVESTMENTS
FOR YEAR 2003

Shares/Par Value	Security Name	Security Description	Date Bought	Date Sold	Proceeds	Cost	Realized Gain/Loss
800.00	LAMAR ADVERTISING CO	CL A	86/12/31-03/12/31	10/22/2003	23,967.11	29,197.44	(5,230.33)
700.00	LAMAR ADVERTISING CO	CL A	86/12/31-03/12/31	10/24/2003	20,991.66	25,547.76	(4,556.10)
1,000.00	LAMAR ADVERTISING CO	CL A	86/12/31-03/12/31	11/3/2003	31,001.84	36,496.80	(5,494.96)
1,000.00	LAMAR ADVERTISING CO	CL A	86/12/31-03/12/31	11/19/2003	34,033.50	36,496.80	(2,463.30)
1,100.00	LAMAR ADVERTISING CO	CL A	86/12/31-03/12/31	11/20/2003	37,870.67	40,146.48	(2,275.81)
600.00	LAMAR ADVERTISING CO	CL A	86/12/31-03/12/31	11/24/2003	20,634.77	21,898.08	(1,263.31)
900.00	LAMAR ADVERTISING CO	CL A	86/12/31-03/12/31	10/29/2003	27,178.18	32,847.12	(5,668.94)
1,400.00	LAMAR ADVERTISING CO	CL A	86/12/31-03/12/31	10/30/2003	42,472.61	51,085.52	(8,622.91)
1,400.00	LAMAR ADVERTISING CO	CL A	86/12/31-03/12/31	10/31/2003	42,208.30	51,095.52	(8,887.22)
1,500.00	LAMAR ADVERTISING CO	CL A	86/12/31-03/12/31	11/25/2003	52,733.93	54,745.20	(2,011.27)
1,000.00	LAUDER ESTEE COS INC	CL A	86/12/31-03/12/31	10/28/2003	37,717.33	38,469.38	(752.05)
1,000.00	LAUDER ESTEE COS INC	CL A	86/12/31-03/12/31	12/12/2003	38,024.81	34,562.40	3,462.41
900.00	LAUDER ESTEE COS INC	CL A	86/12/31-03/12/31	12/15/2003	34,101.29	31,106.16	2,995.13
900.00	LAUDER ESTEE COS INC	CL A	86/12/31-03/12/31	12/16/2003	33,156.15	31,106.16	2,049.99
1,900.00	LAUDER ESTEE COS INC	CL A	86/12/31-03/12/31	12/17/2003	70,485.36	65,668.56	4,816.80
1,500.00	LAUDER ESTEE COS INC	CL A	86/12/31-03/12/31	12/18/2003	56,816.58	51,843.60	4,972.98
2,300.00	LAUDER ESTEE COS INC	CL A	86/12/31-03/12/31	10/29/2003	88,428.09	80,423.42	8,004.67
1,200.00	LAUDER ESTEE COS INC	CL A	86/12/31-03/12/31	10/30/2003	45,370.35	41,474.88	3,895.47
2,200.00	LINEAR TECHNOLOGY CORP	COM	86/12/31-03/12/31	9/3/2003	88,919.39	79,803.51	9,115.88
1,400.00	LINEAR TECHNOLOGY CORP	COM	86/12/31-03/12/31	9/9/2003	55,896.30	46,909.38	8,986.92
1,000.00	LINEAR TECHNOLOGY CORP	COM	86/12/31-03/12/31	9/9/2003	39,840.53	33,506.70	6,333.83
600.00	LINEAR TECHNOLOGY CORP	COM	86/12/31-03/12/31	9/24/2003	22,086.04	20,104.02	1,982.02
800.00	LINEAR TECHNOLOGY CORP	COM	86/12/31-03/12/31	9/25/2003	29,258.62	28,805.38	453.24
200.00	LINEAR TECHNOLOGY CORP	COM	86/12/31-03/12/31	10/3/2003	7,970.86	8,701.34	(730.48)
3,100.00	LINEAR TECHNOLOGY CORP	COM	86/12/31-03/12/31	10/8/2003	124,019.91	103,870.77	20,149.14
1,800.00	LINEAR TECHNOLOGY CORP	COM	86/12/31-03/12/31	10/16/2003	74,152.02	60,312.06	13,839.96
1,800.00	LINEAR TECHNOLOGY CORP	COM	86/12/31-03/12/31	10/21/2003	75,545.70	60,312.06	15,233.64
2,000.00	LINEAR TECHNOLOGY CORP	COM	86/12/31-03/12/31	10/23/2003	80,869.41	67,013.40	13,856.01
2,200.00	LINEAR TECHNOLOGY CORP	COM	86/12/31-03/12/31	12/2/2003	93,482.63	73,714.74	19,767.89
2,900.00	LINEAR TECHNOLOGY CORP	COM	86/12/31-03/12/31	12/3/2003	123,013.98	97,169.43	25,844.55
1,400.00	LINEAR TECHNOLOGY CORP	COM	86/12/31-03/12/31	12/8/2003	57,123.82	48,909.38	8,214.44
1,100.00	LINEAR TECHNOLOGY CORP	COM	86/12/31-03/12/31	12/9/2003	44,582.78	36,857.37	7,725.41
1,400.00	LINEAR TECHNOLOGY CORP	COM	86/12/31-03/12/31	12/10/2003	56,886.84	46,909.38	9,977.46
1,800.00	LINEAR TECHNOLOGY CORP	COM	86/12/31-03/12/31	12/11/2003	75,100.04	60,312.06	14,787.98
1,600.00	LINEAR TECHNOLOGY CORP	COM	86/12/31-03/12/31	12/18/2003	65,257.90	53,610.72	11,647.18
1,600.00	LINEAR TECHNOLOGY CORP	COM	86/12/31-03/12/31	12/19/2003	65,219.98	53,610.72	11,609.26
1,000.00	MGIC INVT CORP WIS	COM	86/12/31-03/12/31	12/1/2003	55,069.22	55,116.62	(47.40)
100.00	MGIC INVT CORP WIS	COM	86/12/31-03/12/31	12/3/2003	5,585.25	5,487.47	97.78
600.00	MGIC INVT CORP WIS	COM	86/12/31-03/12/31	12/4/2003	33,439.25	32,733.31	705.94
800.00	MGIC INVT CORP WIS	COM	86/12/31-03/12/31	12/5/2003	44,980.21	42,908.80	2,071.41
500.00	MGIC INVT CORP WIS	COM	86/12/31-03/12/31	12/8/2003	28,368.17	26,349.93	2,018.24
400.00	MGIC INVT CORP WIS	COM	86/12/31-03/12/31	12/9/2003	22,520.02	20,920.32	1,599.70
4,700.00	MATTEL INC	COM	86/12/31-03/12/31	11/19/2003	88,566.88	97,926.85	(9,359.97)
2,800.00	MATTEL INC	COM	86/12/31-03/12/31	11/21/2003	54,445.12	56,339.40	(1,894.28)
2,900.00	MATTEL INC	COM	86/12/31-03/12/31	11/25/2003	57,431.51	60,422.95	(2,991.44)
500.00	MYLAN LABS INC	COM	86/12/31-03/12/31	9/18/2003	19,922.06	18,809.20	1,112.86
500.00	MYLAN LABS INC	COM	86/12/31-03/12/31	9/17/2003	20,047.06	18,809.20	1,237.86
1,100.00	MYLAN LABS INC	COM	86/12/31-03/12/31	9/18/2003	44,137.30	38,980.24	5,157.06
3,200.00	MYLAN LABS INC	COM	86/12/31-03/12/31	10/3/2003	135,193.34	107,578.88	27,614.46
800.00	NETWORKS ASSOCS INC	COM	86/12/31-03/12/31	9/23/2003	11,805.84	10,195.04	1,610.80
3,200.00	NETWORKS ASSOCS INC	COM	86/12/31-03/12/31	9/24/2003	47,460.49	40,780.16	6,680.33
2,200.00	NETWORKS ASSOCS INC	COM	86/12/31-03/12/31	9/25/2003	32,283.70	28,036.36	4,247.34
4,700.00	NETWORKS ASSOCS INC	COM	86/12/31-03/12/31	10/23/2003	62,044.14	59,895.86	2,148.28
4,700.00	NETWORKS ASSOCS INC	COM	86/12/31-03/12/31	10/24/2003	61,596.72	59,895.86	1,700.86
1,900.00	NETWORKS ASSOCS INC	COM	86/12/31-03/12/31	10/27/2003	24,905.55	24,213.22	692.33
4,700.00	NETWORKS ASSOCS INC	COM	86/12/31-03/12/31	10/28/2003	64,291.10	59,895.86	4,395.24
5,300.00	NETWORKS ASSOCS INC	COM	86/12/31-03/12/31	11/18/2003	71,045.81	67,542.14	3,503.67
2,100.00	NETWORKS ASSOCS INC	COM	86/12/31-03/12/31	11/19/2003	27,872.71	26,781.88	1,090.83
1,600.00	NETWORKS ASSOCS INC	COM	86/12/31-03/12/31	11/20/2003	20,798.38	20,390.08	408.30
4,700.00	NETWORKS ASSOCS INC	COM	86/12/31-03/12/31	11/21/2003	59,989.39	59,895.86	93.53
4,700.00	NETWORKS ASSOCS INC	COM	86/12/31-03/12/31	11/24/2003	61,320.37	59,895.86	1,424.51
9,600.00	NETWORKS ASSOCS INC	COM	86/12/31-03/12/31	12/1/2003	128,368.04	122,340.48	6,027.56
2,800.00	NETWORKS ASSOCS INC	COM	86/12/31-03/12/31	12/2/2003	36,687.91	33,133.88	3,554.03
1,800.00	NETWORKS ASSOCS INC	COM	86/12/31-03/12/31	12/3/2003	26,041.71	22,838.84	3,202.87
1,400.00	NETWORKS ASSOCS INC	COM	86/12/31-03/12/31	12/4/2003	19,778.97	17,841.32	1,937.65
1,600.00	NETWORKS ASSOCS INC	COM	86/12/31-03/12/31	12/5/2003	22,609.97	20,390.08	2,219.89
1,100.00	NETWORKS ASSOCS INC	COM	86/12/31-03/12/31	12/8/2003	15,283.56	14,018.18	1,265.38
2,400.00	NETWORKS ASSOCS INC	COM	86/12/31-03/12/31	12/9/2003	32,659.58	30,585.12	2,074.46
2,700.00	NETWORKS ASSOCS INC	COM	86/12/31-03/12/31	12/10/2003	36,276.30	34,408.28	1,868.02
1,100.00	NETWORKS ASSOCS INC	COM	86/12/31-03/12/31	9/26/2003	15,577.35	14,018.18	1,559.17
2,200.00	NETWORKS ASSOCS INC	COM	86/12/31-03/12/31	9/29/2003	30,346.03	28,036.36	2,309.67
5,300.00	NETWORK APPLIANCE INC	COM	86/12/31-03/12/31	7/14/2003	102,164.89	87,171.75	14,993.14
1,300.00	NETWORK APPLIANCE INC	COM	86/12/31-03/12/31	7/15/2003	24,345.77	21,381.75	2,964.02
2,300.00	NETWORK APPLIANCE INC	COM	86/12/31-03/12/31	7/16/2003	41,660.70	37,829.25	3,831.45
2,600.00	NETWORK APPLIANCE INC	COM	86/12/31-03/12/31	8/22/2003	57,448.98	42,763.50	14,685.48
2,600.00	NETWORK APPLIANCE INC	COM	86/12/31-03/12/31	8/26/2003	54,839.55	42,763.50	11,876.05
1,400.00	NETWORK APPLIANCE INC	COM	86/12/31-03/12/31	9/2/2003	30,851.28	23,026.50	7,824.78
2,900.00	NETWORK APPLIANCE INC	COM	86/12/31-03/12/31	9/8/2003	68,027.61	47,697.75	20,329.86
3,400.00	NETWORK APPLIANCE INC	COM	86/12/31-03/12/31	10/10/2003	85,174.50	65,442.00	19,732.50
1,200.00	NETWORK APPLIANCE INC	COM	86/12/31-03/12/31	8/28/2003	26,559.55	19,737.00	6,822.55
1,200.00	NETWORK APPLIANCE INC	COM	86/12/31-03/12/31	8/29/2003	26,787.78	19,737.00	7,050.78
400.00	NEW YORK TIMES CO	CL A	86/12/31-03/12/31	11/19/2003	18,550.21	18,261.12	289.09
300.00	NEW YORK TIMES CO	CL A	86/12/31-03/12/31	12/1/2003	13,809.94	13,695.84	114.10
600.00	NEW YORK TIMES CO	CL A	86/12/31-03/12/31	9/29/2003	26,153.91	27,394.63	(1,240.72)
9,900.00	NORTEL NETWORKS CORP	COM	86/12/31-03/12/31	10/9/2003	39,263.18	34,924.67	4,338.51

THE ROCKEFELLER FOUNDATION
EMPLOYEE ID NO 13-1659629
GAIN AND LOSSES ON TAXABLE INVESTMENTS
FOR YEAR 2003

Shares/Par Value	Security Name	Security Description	Date Bought	Date Sold	Proceeds	Cost	Realized Gain/Loss
5,000 00	NORTEL NETWORKS CORP	COM	86/12/31-03/12/31	10/10/2003	22,607 43	18,744 16	3,863 27
2,800 00	NOVELLUS SYS INC	COM	86/12/31-03/12/31	7/25/2003	98,517 86	103,039 16	(4,521 30)
1,900 00	NOVELLUS SYS INC	COM	86/12/31-03/12/31	8/22/2003	77,025 05	69,919 43	7,105 62
2,000 00	NOVELLUS SYS INC	COM	86/12/31-03/12/31	11/21/2003	84,888 62	82,903 00	1,985 62
2,300 00	NOVELLUS SYS INC	COM	86/12/31-03/12/31	12/3/2003	99,649 27	84,708 64	14,940 63
1,800 00	NOVELLUS SYS INC	COM	86/12/31-03/12/31	11/25/2003	84,132 23	71,303 04	12,829 19
500 00	OMNICOM GROUP	COM	86/12/31-03/12/31	9/10/2003	39,582 59	37,219 05	2,363 54
500 00	OMNICOM GROUP	COM	86/12/31-03/12/31	9/12/2003	38,960 77	37,219 05	1,741 72
800 00	OMNICOM GROUP	COM	86/12/31-03/12/31	9/24/2003	60,678 75	59,550 48	1,128 27
1,000 00	OMNICOM GROUP	COM	86/12/31-03/12/31	12/17/2003	83,342 79	74,438 10	8,904 69
1,800 00	PMC SIERRA INC	COM	86/12/31-03/12/31	10/8/2003	27,712 94	26,720 28	992 66
4,000 00	PMC SIERRA INC	COM	86/12/31-03/12/31	10/7/2003	62,804 25	57,254 22	5,550 03
3,100 00	PMC SIERRA INC	COM	86/12/31-03/12/31	10/10/2003	52,261 68	41,179 71	11,081 97
2,700 00	PMC SIERRA INC	COM	86/12/31-03/12/31	11/6/2003	57,419 01	33,601 00	23,818 01
2,900 00	PMC SIERRA INC	COM	86/12/31-03/12/31	11/7/2003	63,569 94	35,448 73	28,121 21
1,700 00	PMC SIERRA INC	COM	86/12/31-03/12/31	11/17/2003	33,757 35	20,737 03	13,020 32
1,100 00	PMC SIERRA INC	COM	86/12/31-03/12/31	11/18/2003	22,109 29	13,283 38	8,825 91
800 00	PMC SIERRA INC	COM	86/12/31-03/12/31	11/24/2003	12,007 59	7,234 14	4,773 45
1,100 00	PMC SIERRA INC	COM	86/12/31-03/12/31	11/25/2003	22,211 91	13,077 79	9,134 12
1,900 00	PMC SIERRA INC	COM	86/12/31-03/12/31	11/28/2003	38,003 15	22,313 73	15,689 42
1,100 00	PACTIV CORP	COM	86/12/31-03/12/31	7/28/2003	21,251 88	21,459 02	(207 14)
1,100 00	PACTIV CORP	COM	86/12/31-03/12/31	9/8/2003	22,125 35	21,459 02	666 33
2,000 00	PACTIV CORP	COM	86/12/31-03/12/31	9/23/2003	40,830 48	39,016 40	1,814 08
2,900 00	PACTIV CORP	COM	86/12/31-03/12/31	9/25/2003	58,762 84	56,573 78	2,189 06
1,000 00	PACTIV CORP	COM	86/12/31-03/12/31	10/7/2003	21,049 01	19,508 20	1,540 81
3,100 00	PACTIV CORP	COM	86/12/31-03/12/31	10/8/2003	20,849 02	19,508 20	1,340 82
1,000 00	PACTIV CORP	COM	86/12/31-03/12/31	10/9/2003	64,445 97	60,475 42	3,970 55
1,000 00	PACTIV CORP	COM	86/12/31-03/12/31	10/15/2003	20,732 82	19,508 20	1,224 62
1,000 00	PACTIV CORP	COM	86/12/31-03/12/31	10/16/2003	20,949 01	19,508 20	1,440 81
1,800 00	PACTIV CORP	COM	86/12/31-03/12/31	10/17/2003	33,507 54	31,213 12	2,294 42
1,400 00	PACTIV CORP	COM	86/12/31-03/12/31	10/20/2003	29,328 62	27,311 48	2,017 14
400 00	PACTIV CORP	COM	86/12/31-03/12/31	12/4/2003	8,995 53	7,803 28	1,192 25
600 00	PACTIV CORP	COM	86/12/31-03/12/31	12/5/2003	13,270 71	11,704 92	1,565 79
500 00	PACTIV CORP	COM	86/12/31-03/12/31	12/8/2003	11,233 62	9,754 10	1,479 52
900 00	PACTIV CORP	COM	86/12/31-03/12/31	7/29/2003	17,303 66	17,557 38	(253 72)
1,200 00	PACTIV CORP	COM	86/12/31-03/12/31	9/30/2003	24,420 17	23,409 84	1,010 33
500 00	PACTIV CORP	COM	86/12/31-03/12/31	12/30/2003	11,804 79	9,754 10	2,050 69
1,100 00	PACTIV CORP	COM	86/12/31-03/12/31	12/31/2003	26,171 73	21,459 02	4,712 71
1,100 00	PAYCHEX INC	COM	86/12/31-03/12/31	8/21/2003	39,435 90	33,940 83	5,495 07
1,400 00	PAYCHEX INC	COM	86/12/31-03/12/31	9/17/2003	47,991 01	43,197 42	4,793 59
1,000 00	PAYCHEX INC	COM	86/12/31-03/12/31	9/18/2003	34,762 97	30,855 30	3,907 67
700 00	PAYCHEX INC	COM	86/12/31-03/12/31	9/19/2003	24,513 27	21,598 71	2,914 56
2,000 00	PAYCHEX INC	COM	86/12/31-03/12/31	11/7/2003	79,845 46	61,710 80	18,134 66
800 00	PAYCHEX INC	COM	86/12/31-03/12/31	8/27/2003	28,435 54	24,684 24	3,751 30
900 00	PAYCHEX INC	COM	86/12/31-03/12/31	8/29/2003	32,378 86	27,769 77	4,609 09
2,300 00	PIXAR	COM	86/12/31-03/12/31	8/7/2003	150,800 03	136,746 73	14,053 30
500 00	PIXAR	COM	86/12/31-03/12/31	8/11/2003	33,228 94	29,727 55	3,499 39
500 00	PIXAR	COM	86/12/31-03/12/31	8/12/2003	33,211 44	29,727 55	3,483 89
500 00	PIXAR	COM	86/12/31-03/12/31	8/13/2003	33,477 48	29,727 55	3,749 93
700 00	PIXAR	COM	86/12/31-03/12/31	8/15/2003	46,363 09	41,618 57	4,744 52
900 00	PIXAR	COM	86/12/31-03/12/31	8/14/2003	60,170 82	53,509 59	6,661 23
800 00	PRICE T ROWE GROUP INC	COM	86/12/31-03/12/31	9/30/2003	33,009 41	32,453 44	555 97
500 00	RPM INTL INC	COM	86/12/31-03/12/31	7/2/2003	6,794 83	6,734 25	60 58
1,300 00	RPM INTL INC	COM	86/12/31-03/12/31	7/7/2003	17,706 98	17,509 05	197 93
1,400 00	RPM INTL INC	COM	86/12/31-03/12/31	7/8/2003	19,050 16	18,855 90	194 26
900 00	RPM INTL INC	COM	86/12/31-03/12/31	7/9/2003	12,219 44	12,121 65	97 79
1,600 00	RPM INTL INC	COM	86/12/31-03/12/31	7/25/2003	21,283 00	21,549 60	(266 60)
2,100 00	RPM INTL INC	COM	86/12/31-03/12/31	7/28/2003	29,078 38	28,283 85	794 53
400 00	RPM INTL INC	COM	86/12/31-03/12/31	8/1/2003	5,548 45	5,387 40	161 05
1,200 00	RPM INTL INC	COM	86/12/31-03/12/31	8/4/2003	16,720 73	16,182 20	538 53
800 00	RPM INTL INC	COM	86/12/31-03/12/31	8/5/2003	11,118 99	10,774 80	344 19
400 00	RPM INTL INC	COM	86/12/31-03/12/31	8/6/2003	5,518 90	5,387 40	131 50
1,400 00	RPM INTL INC	COM	86/12/31-03/12/31	8/7/2003	19,230 75	18,855 90	374 85
500 00	RPM INTL INC	COM	86/12/31-03/12/31	8/8/2003	6,907 87	6,734 25	173 62
800 00	RPM INTL INC	COM	86/12/31-03/12/31	8/12/2003	10,985 48	10,774 80	210 68
700 00	RPM INTL INC	COM	86/12/31-03/12/31	8/13/2003	9,618 59	9,427 85	190 74
1,100 00	RPM INTL INC	COM	86/12/31-03/12/31	8/14/2003	14,963 14	14,815 35	147 79
500 00	RPM INTL INC	COM	86/12/31-03/12/31	8/22/2003	6,767 08	6,734 25	32 83
1,300 00	RPM INTL INC	COM	86/12/31-03/12/31	8/25/2003	17,444 27	17,509 05	(64 78)
1,600 00	RPM INTL INC	COM	86/12/31-03/12/31	8/26/2003	21,325 55	21,549 60	(224 05)
1,100 00	RPM INTL INC	COM	86/12/31-03/12/31	9/3/2003	15,042 78	14,815 35	227 43
1,800 00	RPM INTL INC	COM	86/12/31-03/12/31	9/4/2003	24,810 93	24,243 30	567 63
1,200 00	RPM INTL INC	COM	86/12/31-03/12/31	9/5/2003	16,451 22	16,162 20	289 02
1,100 00	RPM INTL INC	COM	86/12/31-03/12/31	9/8/2003	15,048 39	14,815 35	233 04
2,600 00	RPM INTL INC	COM	86/12/31-03/12/31	9/10/2003	34,231 81	35,018 10	(786 29)
5,100 00	RPM INTL INC	COM	86/12/31-03/12/31	9/11/2003	67,602 42	68,689 35	(1,086 93)
2,900 00	RPM INTL INC	COM	86/12/31-03/12/31	9/12/2003	38,553 10	39,058 85	(505 55)
1,500 00	RPM INTL INC	COM	86/12/31-03/12/31	8/26/2003	20,463 08	20,202 75	260 33
1,500 00	RPM INTL INC	COM	86/12/31-03/12/31	6/30/2003	20,629 28	20,202 75	426 53
800 00	RPM INTL INC	COM	86/12/31-03/12/31	7/29/2003	11,068 28	10,774 80	293 48
1,600 00	RPM INTL INC	COM	86/12/31-03/12/31	7/30/2003	22,423 10	21,549 60	873 50
1,700 00	RPM INTL INC	COM	86/12/31-03/12/31	7/31/2003	23,878 43	22,896 45	981 98
1,100 00	RPM INTL INC	COM	86/12/31-03/12/31	8/27/2003	14,848 20	14,815 35	32 85
2,500 00	RPM INTL INC	COM	86/12/31-03/12/31	8/28/2003	33,705 16	33,871 25	(166 09)
1,400 00	RPM INTL INC	COM	86/12/31-03/12/31	8/29/2003	18,855 43	18,855 90	(46 47)

THE ROCKEFELLER FOUNDATION
EMPLOYEE ID NO 13-1859629
GAIN AND LOSSES ON TAXABLE INVESTMENTS
FOR YEAR 2003

Shares/Par Value	Security Name	Security Description	Date Bought	Date Sold	Proceeds	Cost	Realized Gain/Loss
1,100 00	RESEARCH IN MOTION LTD	COM	86/12/31-03/12/31	10/6/2003	48,256 72	28,450 27	19,806 45
800 00	RESEARCH IN MOTION LTD	COM	86/12/31-03/12/31	10/7/2003	28,487 82	14,291 22	12,176 60
1,100 00	RESEARCH IN MOTION LTD	COM	86/12/31-03/12/31	10/9/2003	47,397 87	25,886 85	21,511 02
1,000 00	RESEARCH IN MOTION LTD	COM	86/12/31-03/12/31	10/15/2003	42,681 20	23,235 22	19,445 98
800 00	RESEARCH IN MOTION LTD	COM	86/12/31-03/12/31	11/13/2003	35,959 43	18,253 09	17,706 34
1,700 00	RESEARCH IN MOTION LTD	COM	86/12/31-03/12/31	11/14/2003	75,998 17	38,500 97	37,497 20
1,000 00	RESEARCH IN MOTION LTD	COM	86/12/31-03/12/31	12/4/2003	45,711 85	22,525 70	23,186 15
900 00	RESEARCH IN MOTION LTD	COM	86/12/31-03/12/31	12/5/2003	40,741 27	20,233 44	20,507 83
800 00	RESEARCH IN MOTION LTD	COM	86/12/31-03/12/31	12/8/2003	35,914 95	17,972 86	17,942 09
700 00	RESEARCH IN MOTION LTD	COM	86/12/31-03/12/31	12/9/2003	30,946 88	15,721 64	15,225 24
3,600 00	RESEARCH IN MOTION LTD	COM	86/12/31-03/12/31	12/10/2003	155,714 66	79,937 02	75,777 64
700 00	RESEARCH IN MOTION LTD	COM	86/12/31-03/12/31	12/16/2003	30,808 14	15,310 32	15,497 82
1,800 00	RESEARCH IN MOTION LTD	COM	86/12/31-03/12/31	12/17/2003	79,857 75	38,149 84	41,707 91
2,000 00	RESEARCH IN MOTION LTD	COM	86/12/31-03/12/31	12/19/2003	90,108 37	41,571 90	48,536 47
1 100 00	ROBERT HALF INTL INC	COM	86/12/31-03/12/31	7/17/2003	20,470 48	21,285 11	(814 63)
4,800 00	ROBERT HALF INTL INC	COM	86/12/31-03/12/31	7/18/2003	93,858 98	89,010 46	4,848 50
1,400 00	ROBERT HALF INTL INC	COM	86/12/31-03/12/31	7/21/2003	28,179 69	27,090 14	1,089 55
1,600 00	ROBERT HALF INTL INC	COM	86/12/31-03/12/31	7/22/2003	32,017 37	30,960 16	1,057 21
800 00	ROBERT HALF INTL INC	COM	86/12/31-03/12/31	9/8/2003	17,514 77	15,480 08	2,034 69
2,200 00	ROBERT HALF INTL INC	COM	86/12/31-03/12/31	10/3/2003	47,940 59	42,570 22	5,370 37
1,900 00	ROBERT HALF INTL INC	COM	86/12/31-03/12/31	10/10/2003	43,652 16	38,765 19	6,886 97
800 00	ROBERT HALF INTL INC	COM	86/12/31-03/12/31	7/29/2003	16,999 20	15,480 08	1,519 12
1,600 00	ROBERT HALF INTL INC	COM	86/12/31-03/12/31	7/30/2003	33,595 22	30,980 16	2,615 06
300 00	ROCKWELL AUTOMATION INC	COM	86/12/31-03/12/31	12/30/2003	10,684 88	8,091 30	2,593 58
800 00	ROCKWELL AUTOMATION INC	COM	86/12/31-03/12/31	12/31/2003	28,478 02	21,189 42	7,288 60
600 00	SEI INVESTMENTS CO	COM	86/12/31-03/12/31	7/17/2003	19,946 80	19,358 22	588 58
900 00	SEI INVESTMENTS CO	COM	86/12/31-03/12/31	7/18/2003	30,193 31	29,037 33	1,155 98
400 00	SEI INVESTMENTS CO	COM	86/12/31-03/12/31	7/21/2003	13,183 58	12,905 48	278 10
1,000 00	SEI INVESTMENTS CO	COM	86/12/31-03/12/31	7/22/2003	33,517 13	32,263 70	1,253 43
1,000 00	SEI INVESTMENTS CO	COM	86/12/31-03/12/31	9/8/2003	34,371 49	32,263 70	2,107 79
500 00	SEI INVESTMENTS CO	COM	86/12/31-03/12/31	9/9/2003	17,044 05	16,131 85	912 20
400 00	SEI INVESTMENTS CO	COM	86/12/31-03/12/31	9/11/2003	13,309 33	12,905 48	403 85
100 00	SEI INVESTMENTS CO	COM	86/12/31-03/12/31	9/17/2003	3,400 39	3,226 37	174 02
500 00	SEI INVESTMENTS CO	COM	86/12/31-03/12/31	9/19/2003	17,038 00	16,131 85	906 15
400 00	SEI INVESTMENTS CO	COM	86/12/31-03/12/31	10/21/2003	12,976 87	12,905 48	71 39
800 00	SEI INVESTMENTS CO	COM	86/12/31-03/12/31	10/22/2003	25,049 46	25,810 96	(761 50)
800 00	SEI INVESTMENTS CO	COM	86/12/31-03/12/31	12/12/2003	24,408 25	25,810 96	(1,401 71)
500 00	SEI INVESTMENTS CO	COM	86/12/31-03/12/31	12/15/2003	15,111 79	16,131 85	(1,020 06)
900 00	SEI INVESTMENTS CO	COM	86/12/31-03/12/31	12/18/2003	26,603 92	29,037 33	(2,433 41)
600 00	SEI INVESTMENTS CO	COM	86/12/31-03/12/31	12/17/2003	17,542 75	19,358 22	(1,815 47)
1,200 00	SEI INVESTMENTS CO	COM	86/12/31-03/12/31	12/18/2003	35,545 45	38,716 44	(3,170 99)
4,800 00	SCHWAB CHARLES CORP	NEW COM STK	86/12/31-03/12/31	10/16/2003	65,452 80	52,002 72	13,449 88
2,700 00	SCHWAB CHARLES CORP	NEW COM STK	86/12/31-03/12/31	10/22/2003	34,972 53	29,251 53	5,721 00
6,900 00	SCHWAB CHARLES CORP	NEW COM STK	86/12/31-03/12/31	10/23/2003	89,185 20	74,753 91	14,431 29
2,000 00	SCHWAB CHARLES CORP	NEW COM STK	86/12/31-03/12/31	10/24/2003	25,569 20	21,687 80	3,901 40
5,600 00	SCHWAB CHARLES CORP	NEW COM STK	86/12/31-03/12/31	10/27/2003	72,584 19	60,669 84	11,894 35
2,300 00	SCHWAB CHARLES CORP	NEW COM STK	86/12/31-03/12/31	10/28/2003	31,153 87	24,917 97	6,235 90
2,500 00	SCHWAB CHARLES CORP	NEW COM STK	86/12/31-03/12/31	11/3/2003	33,637 16	27,084 75	6,552 41
3,700 00	SCHWAB CHARLES CORP	NEW COM STK	86/12/31-03/12/31	11/4/2003	49,487 39	40,085 43	9,401 96
1,800 00	SCHWAB CHARLES CORP	NEW COM STK	86/12/31-03/12/31	11/5/2003	23,738 90	19,501 02	4,237 88
8,800 00	SCHWAB CHARLES CORP	NEW COM STK	86/12/31-03/12/31	11/6/2003	118,569 88	95,338 32	23,231 56
5,000 00	SCHWAB CHARLES CORP	NEW COM STK	86/12/31-03/12/31	11/7/2003	66,990 35	54,169 50	12,820 85
2,300 00	SCHWAB CHARLES CORP	NEW COM STK	86/12/31-03/12/31	10/30/2003	31,227 70	24,917 97	6,309 73
1,900 00	SCHWAB CHARLES CORP	NEW COM STK	86/12/31-03/12/31	10/31/2003	25,670 07	20,584 41	5,085 66
2,600 00	SMITH INTL INC	COM	86/12/31-03/12/31	12/8/2003	102,049 63	101,384 66	664 97
800 00	SMURFIT STONE CONTAINER CORP	COM	86/12/31-03/12/31	8/20/2003	12,645 64	10,930 64	1,715 00
2,600 00	SOUTHWEST AIRLS CO	COM	86/12/31-03/12/31	8/1/2003	42,342 13	44,525 00	(2,182 87)
2,600 00	SOUTHWEST AIRLS CO	COM	86/12/31-03/12/31	8/4/2003	42,177 04	44,525 00	(2,347 96)
2,400 00	SOUTHWEST AIRLS CO	COM	86/12/31-03/12/31	8/5/2003	38,928 89	41,100 00	(2,171 11)
2,500 00	SOUTHWEST AIRLS CO	COM	86/12/31-03/12/31	8/6/2003	40,699 34	42,812 50	(2,113 16)
700 00	SOUTHWEST AIRLS CO	COM	86/12/31-03/12/31	8/12/2003	11,727 25	11,987 50	(260 25)
800 00	SOUTHWEST AIRLS CO	COM	86/12/31-03/12/31	8/13/2003	13,332 57	13,700 00	(367 43)
2,200 00	SOUTHWEST AIRLS CO	COM	86/12/31-03/12/31	8/20/2003	37,286 70	37,675 00	(388 30)
1,100 00	SOUTHWEST AIRLS CO	COM	86/12/31-03/12/31	8/26/2003	18,908 88	18,837 50	71 38
2,500 00	SOUTHWEST AIRLS CO	COM	86/12/31-03/12/31	9/8/2003	44,791 15	42,812 50	1,978 65
2 600 00	SOUTHWEST AIRLS CO	COM	86/12/31-03/12/31	9/9/2003	45,726 65	44,525 00	1,201 65
1,700 00	SOUTHWEST AIRLS CO	COM	86/12/31-03/12/31	10/1/2003	30,540 93	29,112 50	1,428 43
500 00	SOUTHWEST AIRLS CO	COM	86/12/31-03/12/31	10/2/2003	9,064 87	8,562 50	502 37
1,700 00	SOUTHWEST AIRLS CO	COM	86/12/31-03/12/31	10/3/2003	31,420 30	29,112 50	2,307 80
3,200 00	SOUTHWEST AIRLS CO	COM	86/12/31-03/12/31	10/9/2003	62,281 87	54,800 00	7,481 87
1,600 00	SOUTHWEST AIRLS CO	COM	86/12/31-03/12/31	10/10/2003	30,085 78	27,400 00	2,685 78
900 00	SOUTHWEST AIRLS CO	COM	86/12/31-03/12/31	11/4/2003	16,779 80	15,412 50	1,367 30
1,800 00	SOUTHWEST AIRLS CO	COM	86/12/31-03/12/31	11/5/2003	29,644 21	27,400 00	2,244 21
2,200 00	SOUTHWEST AIRLS CO	COM	86/12/31-03/12/31	11/6/2003	40,980 77	37,675 00	3,305 77
2,100 00	SOUTHWEST AIRLS CO	COM	86/12/31-03/12/31	11/7/2003	39,396 67	35,962 50	3,434 17
2,700 00	SOUTHWEST AIRLS CO	COM	86/12/31-03/12/31	11/12/2003	50,522 19	48,237 50	2,284 69
2,900 00	SOUTHWEST AIRLS CO	COM	86/12/31-03/12/31	11/13/2003	54,385 78	49,682 50	4,703 28
4,800 00	SOUTHWEST AIRLS CO	COM	86/12/31-03/12/31	12/4/2003	76,350 80	78,775 00	(2,424 10)
2,100 00	SOUTHWEST AIRLS CO	COM	86/12/31-03/12/31	12/5/2003	33,242 70	35,962 50	(2,719 80)
1,800 00	SOUTHWEST AIRLS CO	COM	86/12/31-03/12/31	12/10/2003	28,538 38	30,825 00	(2,286 62)
900 00	SOUTHWEST AIRLS CO	COM	86/12/31-03/12/31	12/11/2003	14,393 02	15,412 50	(1,019 48)
2 800 00	SOUTHWEST AIRLS CO	COM	86/12/31-03/12/31	12/12/2003	44,619 26	47,950 00	(3,330 74)
1,500 00	STAPLES INC	COM	86/12/31-03/12/31	11/7/2003	40,518 65	37,249 75	3,268 90
2,000 00	SUNGARD DATA SYS INC	COM	86/12/31-03/12/31	7/1/2003	50,727 62	52,586 60	(1,858 98)
1,200 00	SUNGARD DATA SYS INC	COM	86/12/31-03/12/31	7/2/2003	30,950 99	31,551 96	(600 97)

THE ROCKEFELLER FOUNDATION
EMPLOYEE ID NO 13-1659629
GAIN AND LOSSES ON TAXABLE INVESTMENTS
FOR YEAR 2003

Shares/Par Value	Security Name	Security Description	Date Bought	Date Sold	Proceeds	Cost	Realized Gain/Loss
1,200 00	SUNGARD DATA SYS INC	COM	86/12/31-03/12/31	7/3/2003	30,952 30	31,551 86	(599 66)
3,100 00	SUNGARD DATA SYS INC	COM	86/12/31-03/12/31	7/7/2003	80,818 48	81,509 23	(690 75)
1,600 00	SUNGARD DATA SYS INC	COM	86/12/31-03/12/31	7/8/2003	43,972 97	42,069 28	1,903 69
1,300 00	SUNGARD DATA SYS INC	COM	86/12/31-03/12/31	7/9/2003	35,745 98	34,181 29	1,564 69
1,300 00	SUNGARD DATA SYS INC	COM	86/12/31-03/12/31	7/10/2003	34,903 36	34,181 29	722 07
1,600 00	SUNGARD DATA SYS INC	COM	86/12/31-03/12/31	7/11/2003	43,035 58	42,069 28	966 30
1,600 00	SWIFT TRANSN INC	COM	86/12/31-03/12/31	10/17/2003	38,525 00	33,152 70	3,372 30
800 00	SWIFT TRANSN INC	COM	86/12/31-03/12/31	10/20/2003	18 189 14	15,133 82	3,055 22
500 00	SWIFT TRANSN INC	COM	86/12/31-03/12/31	10/21/2003	11 571 55	9,458 70	2,112 85
100 00	SWIFT TRANSN INC	COM	86/12/31-03/12/31	10/27/2003	2,349 67	1,891 74	457 93
400 00	SWIFT TRANSN INC	COM	86/12/31-03/12/31	11/3/2003	9,106 05	7,566 96	1,539 09
300 00	SWIFT TRANSN INC	COM	86/12/31-03/12/31	11/4/2003	6,830 08	5,675 22	1,154 86
1,100 00	SWIFT TRANSN INC	COM	86/12/31-03/12/31	11/6/2003	25,280 00	20,809 14	4,470 86
300 00	SWIFT TRANSN INC	COM	86/12/31-03/12/31	11/7/2003	6,906 81	5,675 22	1,231 59
200 00	SWIFT TRANSN INC	COM	86/12/31-03/12/31	11/17/2003	4,482 81	3 783 48	699 33
700 00	SWIFT TRANSN INC	COM	86/12/31-03/12/31	11/17/2003	15,315 21	13,242 18	2,073 03
300 00	SWIFT TRANSN INC	COM	86/12/31-03/12/31	11/18/2003	6 558 56	5,675 22	883 34
600 00	SWIFT TRANSN INC	COM	86/12/31-03/12/31	11/19/2003	12,831 95	11,350 44	1,481 51
500 00	SWIFT TRANSN INC	COM	86/12/31-03/12/31	11/20/2003	10,522 40	9,458 70	1,063 70
600 00	SWIFT TRANSN INC	COM	86/12/31-03/12/31	11/21/2003	12,235 10	11,350 44	884 66
900 00	SWIFT TRANSN INC	COM	86/12/31-03/12/31	11/24/2003	18,093 74	17,025 66	1,068 08
1 400 00	SWIFT TRANSN INC	COM	86/12/31-03/12/31	12/8/2003	28,705 09	26,484 36	2,220 73
300 00	SWIFT TRANSN INC	COM	86/12/31-03/12/31	12/9/2003	6,176 53	5,675 22	501 31
400 00	SWIFT TRANSN INC	COM	86/12/31-03/12/31	12/10/2003	8,081 38	7,566 96	514 42
1,400 00	SWIFT TRANSN INC	COM	86/12/31-03/12/31	12/11/2003	28,964 08	26,484 36	2,479 72
700 00	SWIFT TRANSN INC	COM	86/12/31-03/12/31	12/12/2003	14,578 14	13,242 18	1,335 96
300 00	SWIFT TRANSN INC	COM	86/12/31-03/12/31	12/15/2003	6,219 78	5,675 22	544 56
800 00	SWIFT TRANSN INC	COM	86/12/31-03/12/31	12/16/2003	16,244 03	15,133 82	1,110 11
200 00	SWIFT TRANSN INC	COM	86/12/31-03/12/31	10/29/2003	4,607 08	3,783 48	823 60
2,600 00	SWIFT TRANSN INC	COM	86/12/31-03/12/31	11/25/2003	53,595 18	49,185 24	4,409 94
500 00	SWIFT TRANSN INC	COM	86/12/31-03/12/31	11/26/2003	10,141 22	9,458 70	682 52
4,300 00	SYMBOL TECHNOLOGIES INC	COM	86/12/31-03/12/31	12/16/2003	71,956 41	62,853 28	9,105 15
4,900 00	SYMBOL TECHNOLOGIES INC	COM	86/12/31-03/12/31	12/17/2003	78,988 21	69,605 97	9,382 24
1,200 00	SYNOPSIS INC	COM	86/12/31-03/12/31	11/3/2003	38,671 42	38 444 40	227 02
1,600 00	SYNOPSIS INC	COM	86/12/31-03/12/31	11/4/2003	50,488 83	50,062 05	426 78
2,700 00	SYNOPSIS INC	COM	86/12/31-03/12/31	11/5/2003	85,507 15	82 507 62	2,999 53
700 00	SYNOPSIS INC	COM	86/12/31-03/12/31	11/6/2003	22,085 85	20,821 58	1 484 27
2,300 00	SYNOPSIS INC	COM	86/12/31-03/12/31	11/7/2003	72,197 98	67,686 57	4,511 41
1,100 00	SYNOPSIS INC	COM	86/12/31-03/12/31	10/31/2003	35,043 03	35,290 97	(247 94)
1,600 00	TELLABS INC	COM	86/12/31-03/12/31	7/16/2003	11,005 24	11 910 08	(904 84)
700 00	TELLABS INC	COM	86/12/31-03/12/31	7/17/2003	4,585 90	5 210 66	(624 76)
1,900 00	TELLABS INC	COM	86/12/31-03/12/31	7/18/2003	12,381 52	14,143 22	(1,761 70)
1,200 00	TELLABS INC	COM	86/12/31-03/12/31	7/21/2003	7,418 65	8,932 56	(1,513 91)
8 300 00	TELLABS INC	COM	86/12/31-03/12/31	7/22/2003	56,788 42	61,783 54	(4,995 12)
2,800 00	TELLABS INC	COM	86/12/31-03/12/31	7/24/2003	18,806 15	20,842 64	(2,036 49)
2 400 00	TELLABS INC	COM	86/12/31-03/12/31	7/25/2003	15,893 25	17,865 12	(1,971 87)
700 00	TELLABS INC	COM	86/12/31-03/12/31	7/28/2003	4,592 90	5,210 66	(617 76)
1,900 00	TELLABS INC	COM	86/12/31-03/12/31	8/5/2003	12,340 87	14,143 22	(1,802 35)
800 00	TELLABS INC	COM	86/12/31-03/12/31	8/6/2003	5,037 20	5,955 04	(917 84)
900 00	TELLABS INC	COM	86/12/31-03/12/31	8/7/2003	5,564 43	6,699 42	(1,134 99)
900 00	TELLABS INC	COM	86/12/31-03/12/31	8/8/2003	5,547 96	6,699 42	(1,151 46)
1,800 00	TELLABS INC	COM	86/12/31-03/12/31	8/11/2003	11,218 15	13,398 84	(2,180 69)
1,900 00	TELLABS INC	COM	86/12/31-03/12/31	8/13/2003	11,803 95	14,143 22	(2,339 27)
1,200 00	TELLABS INC	COM	86/12/31-03/12/31	8/14/2003	7 665 72	8,932 56	(1,266 84)
1,500 00	TELLABS INC	COM	86/12/31-03/12/31	8/18/2003	9,976 48	11,185 70	(1,189 22)
1,400 00	TELLABS INC	COM	86/12/31-03/12/31	8/20/2003	9,279 32	10,421 32	(1,142 00)
2,000 00	TELLABS INC	COM	86/12/31-03/12/31	8/22/2003	12,921 99	14,887 60	(1,965 61)
2,700 00	TELLABS INC	COM	86/12/31-03/12/31	8/25/2003	17,279 45	20,098 26	(2,818 81)
4,000 00	TELLABS INC	COM	86/12/31-03/12/31	8/26/2003	24,877 63	29,775 20	(4 897 57)
3,400 00	TELLABS INC	COM	86/12/31-03/12/31	9/2/2003	21,843 63	25,308 92	(3,465 29)
3,900 00	TELLABS INC	COM	86/12/31-03/12/31	9/3/2003	27,667 63	29,030 82	(1,363 19)
3,200 00	TELLABS INC	COM	86/12/31-03/12/31	9/4/2003	24 987 30	23,820 16	1,167 14
1,500 00	TELLABS INC	COM	86/12/31-03/12/31	9/5/2003	12,012 48	11,165 70	846 78
1,000 00	TELLABS INC	COM	86/12/31-03/12/31	7/29/2003	6,457 79	7,443 80	(986 01)
800 00	TELLABS INC	COM	86/12/31-03/12/31	7/30/2003	5,206 63	5,955 04	(748 41)
2 500 00	TELLABS INC	COM	86/12/31-03/12/31	8/27/2003	15,817 25	18,809 50	(2,992 25)
2,900 00	TELLABS INC	COM	86/12/31-03/12/31	8/28/2003	18,387 74	21,587 02	(3,199 28)
3,000 00	TELLABS INC	COM	86/12/31-03/12/31	8/29/2003	19 269 59	22,331 40	(3,061 81)
200 00	THERMO ELECTRON CORP	COM	86/12/31-03/12/31	7/2/2003	4,334 93	4,407 16	(72 23)
900 00	THERMO ELECTRON CORP	COM	86/12/31-03/12/31	7/3/2003	19,304 27	19,832 22	(527 95)
1,900 00	THERMO ELECTRON CORP	COM	86/12/31-03/12/31	7/7/2003	41,401 53	41,868 02	(466 49)
1,700 00	THERMO ELECTRON CORP	COM	86/12/31-03/12/31	7/8/2003	36,972 24	37,460 86	(488 62)
1,400 00	THERMO ELECTRON CORP	COM	86/12/31-03/12/31	7/9/2003	30,449 97	30,850 12	(400 15)
1,400 00	THERMO ELECTRON CORP	COM	86/12/31-03/12/31	7/10/2003	30,240 26	30,850 12	(609 86)
1,200 00	THERMO ELECTRON CORP	COM	86/12/31-03/12/31	7/11/2003	25,793 63	26,442 96	(649 33)
1,500 00	TIFFANY + CO NEW	COM	86/12/31-03/12/31	8/4/2003	49,721 77	48,497 10	1,224 67
400 00	TIFFANY + CO NEW	COM	86/12/31-03/12/31	8/6/2003	13,353 41	12,932 56	420 85
1,600 00	TIFFANY + CO NEW	COM	86/12/31-03/12/31	8/7/2003	53,810 59	51,730 24	2,080 35
500 00	TIFFANY + CO NEW	COM	86/12/31-03/12/31	8/8/2003	17,218 19	16 165 70	1,052 49
700 00	TIFFANY + CO NEW	COM	86/12/31-03/12/31	8/12/2003	25 111 11	22,631 98	2 479 13
1,300 00	TIFFANY + CO NEW	COM	86/12/31-03/12/31	8/13/2003	48,438 51	42,030 82	6 405 69
900 00	TIFFANY + CO NEW	COM	86/12/31-03/12/31	8/14/2003	33,827 70	29,098 26	4,729 44
600 00	TIFFANY + CO NEW	COM	86/12/31-03/12/31	8/18/2003	23,345 26	19,398 84	3 946 42
500 00	TIFFANY + CO NEW	COM	86/12/31-03/12/31	8/19/2003	19,592 78	16 165 70	3,427 08
1,000 00	TIFFANY + CO NEW	COM	86/12/31-03/12/31	8/20/2003	39,153 26	32,331 40	6,821 86

THE ROCKEFELLER FOUNDATION
EMPLOYEE ID NO 13-1659829
GAIN AND LOSSES ON TAXABLE INVESTMENTS
FOR YEAR 2003

Shares/Par Value	Security Name	Security Description	Date Bought	Date Sold	Proceeds	Cost	Realized Gain/Loss
700 00	TIFFANY + CO NEW	COM	86/12/31-03/12/31	8/21/2003	27,300 33	22,631 98	4,668 35
1,200 00	TIFFANY + CO NEW	COM	86/12/31-03/12/31	8/22/2003	46,787 60	38,797 88	7,989 72
1,000 00	TIFFANY + CO NEW	COM	86/12/31-03/12/31	8/25/2003	38,881 67	32,331 40	6,550 27
1,500 00	TIFFANY + CO NEW	COM	86/12/31-03/12/31	8/28/2003	57,587 40	48,497 10	9,090 30
900 00	TIFFANY + CO NEW	COM	86/12/31-03/12/31	7/30/2003	30,999 40	29,098 28	1,901 14
400 00	TIFFANY + CO NEW	COM	86/12/31-03/12/31	7/31/2003	13,918 90	12,932 56	986 34
1,500 00	TIFFANY + CO NEW	COM	86/12/31-03/12/31	8/27/2003	56,826 48	48,497 10	8,329 38
600 00	UNIVISION COMMUNICATIONS INC	CL A	86/12/31-03/12/31	7/28/2003	18,744 62	18,308 78	437 84
300 00	UNIVISION COMMUNICATIONS INC	CL A	86/12/31-03/12/31	8/28/2003	10,761 30	9,153 39	1,607 91
800 00	UNIVISION COMMUNICATIONS INC	CL A	86/12/31-03/12/31	9/3/2003	30,439 13	24,409 04	6,030 09
500 00	UNIVISION COMMUNICATIONS INC	CL A	86/12/31-03/12/31	12/12/2003	19,010 55	17,431 85	1,578 70
1,200 00	UNIVISION COMMUNICATIONS INC	CL A	86/12/31-03/12/31	12/15/2003	46,544 02	41,838 44	4,707 58
800 00	UNIVISION COMMUNICATIONS INC	CL A	86/12/31-03/12/31	12/16/2003	31,001 18	27,890 96	3,110 22
1,000 00	UNIVISION COMMUNICATIONS INC	CL A	86/12/31-03/12/31	12/17/2003	38,368 80	34,352 10	4,016 70
300 00	UNIVISION COMMUNICATIONS INC	CL A	86/12/31-03/12/31	7/29/2003	9,445 86	9,153 39	292 47
1,600 00	UNIVISION COMMUNICATIONS INC	CL A	86/12/31-03/12/31	7/30/2003	48,655 95	48,818 08	(162 13)
2,600 00	UNIVISION COMMUNICATIONS INC	CL A	86/12/31-03/12/31	7/31/2003	80,285 27	79,329 38	955 89
900 00	UNIVISION COMMUNICATIONS INC	CL A	86/12/31-03/12/31	8/27/2003	32,038 76	27,480 17	4,578 59
2,100 00	VERITAS SOFTWARE CORP	COM	86/12/31-03/12/31	9/8/2003	73,765 76	64,686 87	9,088 89
1,300 00	VERITAS SOFTWARE CORP	COM	86/12/31-03/12/31	11/13/2003	49,549 77	41,721 81	7,827 96
1,000 00	VERITAS SOFTWARE CORP	COM	86/12/31-03/12/31	11/14/2003	36,507 99	30,638 57	5,869 42
1,000 00	VERITAS SOFTWARE CORP	COM	86/12/31-03/12/31	12/1/2003	38,533 79	28,914 60	9,619 19
1,200 00	VERITAS SOFTWARE CORP	COM	86/12/31-03/12/31	12/3/2003	45,678 58	34,697 52	10,979 06
1,900 00	VERITAS SOFTWARE CORP	COM	86/12/31-03/12/31	11/28/2003	71,214 17	58,286 98	14,927 19
1,500 00	WEB MD CORP	COM	86/12/31-03/12/31	7/17/2003	17,502 07	15,959 85	1,542 22
800 00	WEB MD CORP	COM	86/12/31-03/12/31	7/18/2003	9,259 88	8,511 92	747 96
800 00	WEB MD CORP	COM	86/12/31-03/12/31	8/5/2003	8,954 78	8,511 92	442 86
1,900 00	WEB MD CORP	COM	86/12/31-03/12/31	8/6/2003	20,128 41	20,215 81	(87 40)
1,500 00	WEB MD CORP	COM	86/12/31-03/12/31	8/11/2003	15,737 26	15,959 85	(222 59)
1,400 00	WEB MD CORP	COM	86/12/31-03/12/31	8/12/2003	14,718 62	14,895 86	(177 24)
1,200 00	WEB MD CORP	COM	86/12/31-03/12/31	8/13/2003	12,394 93	12,787 88	(372 95)
1,500 00	WEB MD CORP	COM	86/12/31-03/12/31	8/14/2003	15,460 97	15,959 85	(498 88)
3,000 00	WEB MD CORP	COM	86/12/31-03/12/31	8/18/2003	31,849 50	31,919 70	(70 20)
1,900 00	WEB MD CORP	COM	86/12/31-03/12/31	8/21/2003	19,915 81	20,215 81	(300 00)
900 00	WEB MD CORP	COM	86/12/31-03/12/31	8/22/2003	9,405 45	9,575 91	(170 46)
1,600 00	WEB MD CORP	COM	86/12/31-03/12/31	8/26/2003	16,825 77	17,023 84	(198 07)
1,400 00	WEB MD CORP	COM	86/12/31-03/12/31	9/2/2003	14,354 36	14,895 86	(541 50)
3,300 00	WEB MD CORP	COM	86/12/31-03/12/31	9/16/2003	31,221 48	35,111 67	(3,890 19)
19,200 00	WEB MD CORP	COM	86/12/31-03/12/31	9/17/2003	185,175 29	204,288 08	(19,110 79)
1,400 00	WEB MD CORP	COM	86/12/31-03/12/31	8/27/2003	14,393 70	14,895 86	(502 16)
3,400 00	WEB MD CORP	COM	86/12/31-03/12/31	8/28/2003	34,818 78	36,175 66	(1,356 88)
2,200 00	WEB MD CORP	COM	86/12/31-03/12/31	8/29/2003	22,470 84	23,407 78	(936 94)
3,600 00	WENDYS INTL INC	COM	86/12/31-03/12/31	7/25/2003	99,592 57	108,359 64	(8,767 07)
3,800 00	WILLIAMS COS INC	COM	86/12/31-03/12/31	9/8/2003	34,119 35	31,905 56	2,213 79
900 00	WILLIAMS COS INC	COM	86/12/31-03/12/31	9/11/2003	7,895 95	7,556 58	339 37
3,800 00	WILLIAMS COS INC	COM	86/12/31-03/12/31	9/18/2003	34,283 89	31,805 56	2,378 33
2,000 00	WILLIAMS COS INC	COM	86/12/31-03/12/31	11/6/2003	19,681 87	16,782 40	2,899 47
2,000 00	WILLIAMS SONOMA INC	COM	86/12/31-03/12/31	7/8/2003	58,973 43	58,184 80	788 63
700 00	WILLIAMS SONOMA INC	COM	86/12/31-03/12/31	7/14/2003	21,244 77	20,384 68	860 09
2,600 00	WILLIAMS SONOMA INC	COM	86/12/31-03/12/31	7/15/2003	78,390 74	75,640 24	2,750 50
2,200 00	WILLIAMS SONOMA INC	COM	86/12/31-03/12/31	8/1/2003	61,536 17	64,003 28	(2,467 11)
500 00	WILLIAMS SONOMA INC	COM	86/12/31-03/12/31	8/4/2003	13,823 36	14,546 20	(722 84)
1,200 00	WILLIAMS SONOMA INC	COM	86/12/31-03/12/31	8/20/2003	35,937 23	34,910 88	1,026 35
400 00	WILLIAMS SONOMA INC	COM	86/12/31-03/12/31	8/26/2003	11,744 68	11,836 96	(92 28)
600 00	WILLIAMS SONOMA INC	COM	86/12/31-03/12/31	9/2/2003	18,517 89	17,455 44	1,062 45
500 00	WILLIAMS SONOMA INC	COM	86/12/31-03/12/31	9/16/2003	15,018 39	14,548 20	472 19
500 00	WILLIAMS SONOMA INC	COM	86/12/31-03/12/31	9/17/2003	15,415 62	14,548 20	867 42
1,000 00	WILLIAMS SONOMA INC	COM	86/12/31-03/12/31	9/18/2003	30,595 76	29,082 40	1,503 36
2,000 00	WILLIAMS SONOMA INC	COM	86/12/31-03/12/31	9/24/2003	56,406 75	58,184 80	(1,778 05)
1,900 00	WILLIAMS SONOMA INC	COM	86/12/31-03/12/31	9/25/2003	53,114 86	55,275 56	(2,160 70)
300 00	WILLIAMS SONOMA INC	COM	86/12/31-03/12/31	10/3/2003	8,984 57	8,727 72	256 85
3,300 00	WILLIAMS SONOMA INC	COM	86/12/31-03/12/31	12/15/2003	114,778 21	96,004 92	18,773 29
2,300 00	WILLIAMS SONOMA INC	COM	86/12/31-03/12/31	12/16/2003	73,999 95	68,912 52	5,087 43
1,800 00	WILLIAMS SONOMA INC	COM	86/12/31-03/12/31	12/17/2003	60,449 98	52,366 32	8,083 66
1,800 00	WILLIAMS SONOMA INC	COM	86/12/31-03/12/31	12/18/2003	61,616 15	52,366 32	9,249 83
1,300 00	WILLIAMS SONOMA INC	COM	86/12/31-03/12/31	12/19/2003	44,269 16	37,820 12	6,449 04
2,000 00	WILLIAMS SONOMA INC	COM	86/12/31-03/12/31	7/30/2003	55,318 60	58,184 80	(2,866 20)
700 00	WILLIAMS SONOMA INC	COM	86/12/31-03/12/31	7/31/2003	19,574 30	20,384 68	(790 38)
500 00	WILLIAMS SONOMA INC	COM	86/12/31-03/12/31	8/28/2003	15,269 93	14,548 20	723 73
200 00	WILLIAMS SONOMA INC	COM	86/12/31-03/12/31	8/29/2003	6,129 47	5,818 48	310 99
1,900 00	XM SATELLITE RADIO HLDGS INC	CL A	86/12/31-03/12/31	12/12/2003	48,532 62	38,442 78	10,089 84
400 00	XM SATELLITE RADIO HLDGS INC	CL A	86/12/31-03/12/31	12/15/2003	9,481 67	7,951 12	1,530 55
3,600 00	XILINX INC	COM	86/12/31-03/12/31	11/21/2003	129,201 90	115,219 12	13,982 78
1,900 00	XILINX INC	COM	86/12/31-03/12/31	11/24/2003	70,119 06	58,356 06	10,763 00
2,000 00	XILINX INC	COM	86/12/31-03/12/31	12/1/2003	74,529 70	56,129 66	18,400 04
1,300 00	XILINX INC	COM	86/12/31-03/12/31	12/8/2003	46,408 73	35,550 79	10,857 94
1,900 00	XILINX INC	COM	86/12/31-03/12/31	11/25/2003	70,292 71	55,839 62	14,453 09
3,100 00	YAHOO INC	COM	86/12/31-03/12/31	10/13/2003	131,805 82	99,758 31	32,047 51
1,900 00	AMDOCS LTD	SHS	86/12/31-03/12/31	12/8/2003	48,320 62	42,085 37	6,235 25
1,600 00	AMDOCS LTD	SHS	86/12/31-03/12/31	12/8/2003	40,517 93	35,405 78	5,112 17
1,700 00	AMDOCS LTD	SHS	86/12/31-03/12/31	12/11/2003	43,428 03	37,618 62	5,809 41
12,600 00	AMDOCS LTD	SHS	86/12/31-03/12/31	12/16/2003	272,985 10	277,850 94	(4,865 84)
5,400 00	AMDOCS LTD	SHS	86/12/31-03/12/31	12/17/2003	119,383 53	112,689 50	6,694 03
4,500 00	AMDOCS LTD	SHS	86/12/31-03/12/31	12/18/2003	103,703 93	92,566 54	11,137 39
3,600 00	AMDOCS LTD	SHS	86/12/31-03/12/31	12/22/2003	80,946 52	72,942 07	8,004 45

THE ROCKEFELLER FOUNDATION
EMPLOYEE ID NO 13-1659629
GAIN AND LOSSES ON TAXABLE INVESTMENTS
FOR YEAR 2003

Shares/Par Value	Security Name	Security Description	Date Bought	Date Sold	Proceeds	Cost	Realized Gain/Loss
1,400 00	AMDOCS LTD	SHS	86/12/31-03/12/31	12/23/2003	31,679 53	27,977 30	3,702 23
400 00	AMDOCS LTD	SHS	86/12/31-03/12/31	12/26/2003	8,993 37	7,946 80	1,046 57
2,700 00	AMDOCS LTD	SHS	86/12/31-03/12/31	12/29/2003	61,798 75	52,135 52	9,663 23
900 00	ASPEN INSURANCE HOLDINGS LTD	SHS	86/12/31-03/12/31	12/18/2003	21,329 98	20,250 00	1,079 98
300 00	AXIS CAPITAL HOLDINGS LTD	SHS	86/12/31-03/12/31	7/8/2003	7,780 63	6,600 00	1,180 63
4,800 00	ACCENTURE LTD BERMUDA	SHS A	86/12/31-03/12/31	12/3/2003	125,080 54	107,833 14	17,227 40
1,400 00	ACCENTURE LTD BERMUDA	SHS A	86/12/31-03/12/31	12/28/2003	36,381 75	29,400 00	6,981 75
600 00	ACCENTURE LTD BERMUDA	SHS A	86/12/31-03/12/31	12/30/2003	15,746 62	12,600 00	3,146 62
3,600 00	NABORS INDUSTRIES LTD	SHS	86/12/31-03/12/31	7/28/2003	126,798 30	150,672 96	(23,874 66)
3,700 00	NABORS INDUSTRIES LTD	SHS	86/12/31-03/12/31	8/14/2003	138,184 33	154,858 32	(16,673 99)
900 00	NABORS INDUSTRIES LTD	SHS	86/12/31-03/12/31	8/18/2003	33,719 26	37,688 24	(3,968 98)
2,000 00	NABORS INDUSTRIES LTD	SHS	86/12/31-03/12/31	8/19/2003	77,678 96	83,707 20	(6,028 24)
2,500 00	NABORS INDUSTRIES LTD	SHS	86/12/31-03/12/31	8/20/2003	98,205 90	104,634 00	(6,428 10)
700 00	NABORS INDUSTRIES LTD	SHS	86/12/31-03/12/31	8/21/2003	27,651 43	29,297 52	(1,646 09)
900 00	NABORS INDUSTRIES LTD	SHS	86/12/31-03/12/31	8/22/2003	35,418 11	37,668 24	(2,250 13)
800 00	NABORS INDUSTRIES LTD	SHS	86/12/31-03/12/31	11/3/2003	29,557 49	33,482 88	(3,925 39)
700 00	NABORS INDUSTRIES LTD	SHS	86/12/31-03/12/31	11/4/2003	25,608 86	29,297 52	(3,688 66)
400 00	NABORS INDUSTRIES LTD	SHS	86/12/31-03/12/31	11/10/2003	14,791 94	16,741 44	(1,949 50)
2,800 00	NABORS INDUSTRIES LTD	SHS	86/12/31-03/12/31	7/29/2003	98,189 29	117,190 08	(20,990 79)
1,800 00	NABORS INDUSTRIES LTD	SHS	86/12/31-03/12/31	10/30/2003	65,015 29	75,336 48	(10,321 19)
1,400 00	NABORS INDUSTRIES LTD	SHS	86/12/31-03/12/31	10/31/2003	52,875 94	58,595 04	(5,719 10)
100 00	PLATINUM UNDERWRITERS HOLDINGS	SHS	86/12/31-03/12/31	8/5/2003	2,698 07	2,736 56	(38 49)
800 00	PLATINUM UNDERWRITERS HOLDINGS	SHS	86/12/31-03/12/31	10/14/2003	21,605 94	21,892 48	(286 54)
1,000 00	PLATINUM UNDERWRITERS HOLDINGS	SHS	86/12/31-03/12/31	10/16/2003	27,018 53	27,365 60	(347 07)
4,600 00	SEAGATE TECHNOLOGY	SHS	86/12/31-03/12/31	7/15/2003	95,951 49	80,189 50	15,761 99
2,400 00	SEAGATE TECHNOLOGY	SHS	86/12/31-03/12/31	9/8/2003	60,050 70	45,312 00	14,738 70
2,000 00	SEAGATE TECHNOLOGY	SHS	86/12/31-03/12/31	9/9/2003	49,809 66	37,539 00	12,270 66
1,700 00	SEAGATE TECHNOLOGY	SHS	86/12/31-03/12/31	9/23/2003	46,141 10	30,952 75	15,188 35
600 00	SEAGATE TECHNOLOGY	SHS	86/12/31-03/12/31	10/2/2003	16,815 41	10,459 50	6,355 91
2,400 00	SEAGATE TECHNOLOGY	SHS	86/12/31-03/12/31	10/3/2003	87,187 33	41,838 00	25,359 33
1,500 00	SEAGATE TECHNOLOGY	SHS	86/12/31-03/12/31	10/7/2003	42,863 19	26,148 75	16,714 44
2,000 00	SEAGATE TECHNOLOGY	SHS	86/12/31-03/12/31	10/10/2003	59,279 22	34,865 00	24,414 22
1,400 00	SEAGATE TECHNOLOGY	SHS	86/12/31-03/12/31	10/15/2003	43,212 47	24,405 50	18,806 97
1,200 00	SEAGATE TECHNOLOGY	SHS	86/12/31-03/12/31	10/16/2003	36,268 65	20,919 00	15,349 65
900 00	SEAGATE TECHNOLOGY	SHS	86/12/31-03/12/31	10/20/2003	26,373 26	15,889 25	10,484 01
900 00	SEAGATE TECHNOLOGY	SHS	86/12/31-03/12/31	10/22/2003	24,113 28	15,889 25	8,224 03
2,500 00	WEATHERFORD INTL LTD	COMMON STOCK	86/12/31-03/12/31	7/22/2003	94,375 33	109,773 75	(15,398 42)
2,000 00	WEATHERFORD INTL LTD	COMMON STOCK	86/12/31-03/12/31	7/23/2003	74,249 52	87,819 00	(13,569 48)
1,500 00	WEATHERFORD INTL LTD	COMMON STOCK	86/12/31-03/12/31	7/24/2003	55,423 30	65,864 25	(10,440 95)
2,500 00	WEATHERFORD INTL LTD	COMMON STOCK	86/12/31-03/12/31	7/25/2003	90,629 75	109,773 75	(19,144 00)
1,200 00	WEATHERFORD INTL LTD	COMMON STOCK	86/12/31-03/12/31	7/28/2003	43,228 17	52,691 40	(9,463 23)
400 00	XL CAPITAL LTD	SHS A	86/12/31-03/12/31	6/24/2003	34,090 16	33,604 00	486 16
400 00	XL CAPITAL LTD	SHS A	86/12/31-03/12/31	8/25/2003	33,990 80	33,604 00	386 80
1,100 00	XL CAPITAL LTD	SHS A	86/12/31-03/12/31	7/23/2003	85,105 43	92,411 00	(7,305 57)
100 00	XL CAPITAL LTD	SHS A	86/12/31-03/12/31	9/24/2003	7,796 96	8,401 00	(604 04)
3,200 00	XL CAPITAL LTD	SHS A	86/12/31-03/12/31	10/17/2003	231,257 01	268,832 00	(37,574 99)
600 00	XL CAPITAL LTD	SHS A	86/12/31-03/12/31	10/21/2003	42,118 50	50,406 00	(8,287 50)
500 00	XL CAPITAL LTD	SHS A	86/12/31-03/12/31	10/22/2003	34,488 98	42,005 00	(7,516 02)
900 00	XL CAPITAL LTD	SHS A	86/12/31-03/12/31	10/23/2003	61,581 23	75,609 00	(14,027 77)
600 00	XL CAPITAL LTD	SHS A	86/12/31-03/12/31	10/28/2003	41,008 08	50,406 00	(9,397 92)
600 00	XL CAPITAL LTD	SHS A	86/12/31-03/12/31	11/3/2003	41,413 18	50,406 00	(8,992 82)
1,600 00	XL CAPITAL LTD	SHS A	86/12/31-03/12/31	11/6/2003	109,998 68	134,418 00	(24,419 32)
900 00	XL CAPITAL LTD	SHS A	86/12/31-03/12/31	11/10/2003	63,293 40	75,609 00	(12,315 60)
900 00	XL CAPITAL LTD	SHS A	86/12/31-03/12/31	11/11/2003	65,000 35	75,609 00	(10,608 65)
900 00	XL CAPITAL LTD	SHS A	86/12/31-03/12/31	11/12/2003	65,863 05	68,960 34	(3,097 29)
100 00	XL CAPITAL LTD	SHS A	86/12/31-03/12/31	8/28/2003	8,519 85	8,401 00	118 85
700 00	XL CAPITAL LTD	SHS A	86/12/31-03/12/31	10/29/2003	48,524 80	58,807 00	(10,282 20)
400 00	XL CAPITAL LTD	SHS A	86/12/31-03/12/31	10/30/2003	27,731 18	33,604 00	(5,872 82)
500 00	XL CAPITAL LTD	SHS A	86/12/31-03/12/31	10/31/2003	34,753 77	42,005 00	(7,251 23)
300 00	ALCON INC	COM	86/12/31-03/12/31	8/1/2003	15,284 13	13,103 61	2,180 52
300 00	ALCON INC	COM	86/12/31-03/12/31	8/11/2003	15,289 59	13,103 61	2,185 98
300 00	ALCON INC	COM	86/12/31-03/12/31	8/12/2003	15,272 70	13,103 61	2,169 09
1,800 00	ALCON INC	COM	86/12/31-03/12/31	9/17/2003	97,344 48	78,621 66	18,722 82
2,000 00	ALCON INC	COM	86/12/31-03/12/31	9/22/2003	109,938 45	87,357 40	22,581 05
1,200 00	ALCON INC	COM	86/12/31-03/12/31	9/23/2003	67,989 89	52,414 44	15,575 45
500 00	ALCON INC	COM	86/12/31-03/12/31	9/24/2003	28,266 82	21,839 35	6,427 47
900 00	ALCON INC	COM	86/12/31-03/12/31	9/25/2003	49,812 75	39,310 83	10,501 92
1,500 00	ALCON INC	COM	86/12/31-03/12/31	10/1/2003	82,516 38	65,518 05	16,998 33
600 00	ALCON INC	COM	86/12/31-03/12/31	10/2/2003	33,047 53	26,207 22	6,840 31
1,700 00	ALCON INC	COM	86/12/31-03/12/31	10/3/2003	94,137 17	74,253 79	19,883 38
600 00	ALCON INC	COM	86/12/31-03/12/31	7/31/2003	30,600 42	26,207 22	4,393 20
1,400 00	ALCON INC	COM	86/12/31-03/12/31	9/29/2003	77,421 27	61,150 18	16,271 09
2,800 00	ALCON INC	COM	86/12/31-03/12/31	9/30/2003	156,723 49	122,300 38	34,423 11
1,900 00	AFLAC INC	COM	86/12/31-03/12/31	6/20/2003	80,074 23	59,470 00	20,604 23
5,700 00	AFLAC INC	COM	86/12/31-03/12/31	8/20/2003	180,339 55	178,410 00	1,929 55
7,900 00	ABBOTT LABS	COM NPV	86/12/31-03/12/31	6/20/2003	360,321 09	360,240 00	81 09
2,600 00	ABBOTT LABS	COM NPV	86/12/31-03/12/31	6/20/2003	119,110 56	118,560 00	550 56
1,800 00	AMERISOURCEBERGEN CORP	COM	86/12/31-03/12/31	6/20/2003	123,303 22	122,220 00	1,083 22
5,100 00	AMERISOURCEBERGEN CORP	COM	86/12/31-03/12/31	6/20/2003	357,595 26	346,290 00	11,305 26
26,400 00	AMGEN INC	COM	86/12/31-03/12/31	6/20/2003	1,709,821 55	1,685,376 00	24,445 55
10,500 00	AMGEN INC	COM	86/12/31-03/12/31	6/20/2003	682,146 77	670,320 00	11,826 77
100 00	AMGEN INC	COM	86/12/31-03/12/31	6/20/2003	6,499 00	6,384 00	115 00
7,300 00	ANADARKO PETE CORP	COM	86/12/31-03/12/31	6/20/2003	333,521 39	334,048 00	(526 61)
2,500 00	ANADARKO PETE CORP	COM	86/12/31-03/12/31	6/20/2003	114,010 66	114,400 00	(389 34)
15,100 00	ANHEUSER BUSCH COS INC	COM	86/12/31-03/12/31	6/20/2003	780,947 51	791,240 00	(10,292 49)

THE ROCKEFELLER FOUNDATION
EMPLOYEE ID NO 13-1659829
GAIN AND LOSSES ON TAXABLE INVESTMENTS
FOR YEAR 2003

Shares/Par Value	Security Name	Security Description	Date Bought	Date Sold	Proceeds	Cost	Realized Gain/Loss
10,500 00	ANHEUSER BUSCH COS INC	COM	86/12/31-03/12/31	6/20/2003	539,947 72	550,200 00	(10,252 28)
7,000 00	BAKER HUGHES INC	COM	86/12/31-03/12/31	6/20/2003	238,058 85	239,810 00	(1,551 15)
30,000 00	BAKER HUGHES INC	COM	86/12/31-03/12/31	6/20/2003	1,027,106 90	1,028,900 00	206 90
3,600 00	BOSTON SCIENTIFIC CORP	COM	86/12/31-03/12/31	6/20/2003	217,477 69	222,084 00	(4,606 31)
13,800 00	CARDINAL HEALTH INC	COM	86/12/31-03/12/31	6/20/2003	908,797 85	899,622 00	9,175 85
14,200 00	CARDINAL HEALTH INC	COM	86/12/31-03/12/31	6/20/2003	934,243 85	925,698 00	8,545 85
114,500 00	CISCO SYS INC	COM	86/12/31-03/12/31	6/20/2003	2,071,998 07	2,125,921 50	(53,923 43)
2,600 00	CITIGROUP INC	COM	86/12/31-03/12/31	6/20/2003	113,770 87	113,854 00	(83 33)
13,300 00	CITIGROUP INC	COM	86/12/31-03/12/31	6/20/2003	585,580 89	582,407 00	3,173 89
14,900 00	COCA COLA CO	COM	86/12/31-03/12/31	6/20/2003	691,326 15	687,188 00	4,138 15
10,000 00	COCA COLA CO	COM	86/12/31-03/12/31	6/20/2003	484,032 27	481,200 00	2,832 27
7,000 00	COCA COLA ENTERPRISES INC	COM STK	86/12/31-03/12/31	6/20/2003	135,782 43	136,290 00	(507 57)
16,200 00	COCA COLA ENTERPRISES INC	COM STK	86/12/31-03/12/31	6/20/2003	317,030 50	315,414 00	1,616 50
19,800 00	COLGATE PALMOLIVE CO	COM	86/12/31-03/12/31	6/20/2003	1,169,961 36	1,173,648 00	(3,686 64)
19,800 00	COLGATE PALMOLIVE CO	COM	86/12/31-03/12/31	6/20/2003	1,189,269 81	1,191,612 00	(2,342 19)
8 00	COSTCO WHSL CORP NEW	COM	86/12/31-03/12/31	6/20/2003	215 62	213 72	1 90
13,484 00	COSTCO WHSL CORP NEW	COM	86/12/31-03/12/31	6/20/2003	485,612 82	480,656 28	4,956 54
2,950 00	DANAHER CORP	COM	86/12/31-03/12/31	6/20/2003	206,944 32	205,113 50	1,830 82
33,200 00	DELL COMPUTER CORP	COM	86/12/31-03/12/31	6/20/2003	1,060,262 06	1,068,708 00	(8,445 94)
32,500 00	DELL COMPUTER CORP	COM	86/12/31-03/12/31	6/20/2003	1,040,191 81	1,046,175 00	(5,983 19)
13,100 00	ELECTRONIC ARTS INC	COM	86/12/31-03/12/31	6/20/2003	971,757 04	970,579 00	1,178 04
1,800 00	ELECTRONIC ARTS INC	COM	86/12/31-03/12/31	6/20/2003	118,282 46	118,544 00	(261 54)
900 00	FEDERAL NATL MTG ASSN	COM	86/12/31-03/12/31	6/20/2003	63,778 05	63,810 00	(33 95)
9,200 00	FEDERAL NATL MTG ASSN	COM	86/12/31-03/12/31	6/20/2003	644,035 17	652,280 00	(8,244 83)
16,400 00	FRANKLIN RES INC	COM	86/12/31-03/12/31	6/20/2003	649,963 88	646,980 00	2,983 88
2,400 00	FRANKLIN RES INC	COM	86/12/31-03/12/31	6/20/2003	94,915 55	94,680 00	235 55
6,100 00	GENENTECH INC	COM	86/12/31-03/12/31	6/20/2003	453,330 78	451,827 00	1,503 78
1,900 00	GENENTECH INC	COM	86/12/31-03/12/31	6/20/2003	140,573 46	140,733 00	(159 54)
66,500 00	GENERAL ELEC CO	COM	86/12/31-03/12/31	6/20/2003	1,999,029 37	1,985,690 00	13,339 37
59,900 00	GENERAL ELEC CO	COM	86/12/31-03/12/31	6/20/2003	1,801,384 23	1,788,614 00	12,770 23
13,400 00	GILLETTE CO	COM	86/12/31-03/12/31	6/20/2003	429,649 53	432,284 00	(2,634 47)
3,800 00	HARLEY DAVIDSON INC	COM	86/12/31-03/12/31	6/20/2003	159,288 54	158,042 00	1,246 54
7,100 00	HARLEY DAVIDSON INC	COM	86/12/31-03/12/31	6/20/2003	296,844 91	295,289 00	1,555 91
7,100 00	HARTFORD FINANCIAL SVCS GRP	COM	86/12/31-03/12/31	6/20/2003	363,431 99	359,402 00	4,029 99
2,400 00	HARTFORD FINANCIAL SVCS GRP	COM	86/12/31-03/12/31	6/20/2003	122,562 26	121,488 00	1,074 26
23,600 00	HOME DEPOT INC	COM	86/12/31-03/12/31	6/20/2003	769,463 20	776,912 00	(7,448 80)
5,700 00	HOME DEPOT INC	COM	86/12/31-03/12/31	6/20/2003	185,184 33	187,644 00	(2,459 67)
132,000 00	INTEL CORP	COM	86/12/31-03/12/31	6/20/2003	2,745,774 96	2,790,480 00	(44,705 04)
43,700 00	JOHNSON + JOHNSON	COM	86/12/31-03/12/31	6/20/2003	2,385,200 42	2,377,717 00	7,483 42
20,300 00	JOHNSON + JOHNSON	COM	86/12/31-03/12/31	6/20/2003	1,109,888 80	1,104,523 00	5,365 80
2,200 00	KOHL'S CORP	COM	86/12/31-03/12/31	6/20/2003	108,542 91	110,000 00	(1,457 09)
3,900 00	KOHL'S CORP	COM	86/12/31-03/12/31	6/20/2003	193,567 82	195,000 00	(1,432 18)
2,100 00	LOCKHEED MARTIN CORP	COM	86/12/31-03/12/31	6/20/2003	102,748 19	103,236 00	(487 81)
15,100 00	LOCKHEED MARTIN CORP	COM	86/12/31-03/12/31	6/20/2003	738,427 90	742,316 00	(3,888 10)
2,500 00	LOWES COS INC	USD0 50	86/12/31-03/12/31	6/20/2003	110,494 82	111,875 00	(1,380 18)
11,900 00	LOWES COS INC	USD0 50	86/12/31-03/12/31	6/20/2003	525,885 16	532,525 00	(6,639 84)
14,000 00	MARSH + MCLENNAN COS INC	COM	86/12/31-03/12/31	6/20/2003	735,014 58	732,200 00	2,814 58
2,000 00	MARSH + MCLENNAN COS INC	COM	86/12/31-03/12/31	6/20/2003	104,495 10	104,600 00	(104 90)
19,050 00	MATTEL INC	COM	86/12/31-03/12/31	6/20/2003	395,356 60	394,908 50	450 10
9,200 00	MAXIM INTEGRATED PRODS INC	COM	86/12/31-03/12/31	6/20/2003	328,147 72	329,084 00	(936 28)
15,900 00	MAXIM INTEGRATED PRODS INC	COM	86/12/31-03/12/31	6/20/2003	564,336 12	568,743 00	(4,406 88)
24,200 00	MEDTRONIC INC	COM	86/12/31-03/12/31	6/20/2003	1,186,968 96	1,179,750 00	7,218 96
9,800 00	MEDTRONIC INC	COM	86/12/31-03/12/31	6/20/2003	479,960 94	477,750 00	2,210 94
22,900 00	MERCK + CO INC	COM	86/12/31-03/12/31	6/20/2003	1,437,216 88	1,428,670 00	8,546 88
14,600 00	MERCK + CO INC	COM	86/12/31-03/12/31	6/20/2003	918,067 79	909,580 00	8,487 79
7,300 00	MERRILL LYNCH + CO INC	COM	86/12/31-03/12/31	6/20/2003	340,894 04	337,552 00	3,342 04
2,100 00	MERRILL LYNCH + CO INC	COM	86/12/31-03/12/31	6/20/2003	98,315 50	97,104 00	1,211 50
8,200 00	MICROSOFT CORP	COM	86/12/31-03/12/31	6/20/2003	213,845 99	213,364 00	481 99
228,800 00	MICROSOFT CORP	COM	86/12/31-03/12/31	6/20/2003	5,677,440 34	5,953,376 00	(275,935 66)
3,000 00	NIKE INC	CL B	86/12/31-03/12/31	6/20/2003	168,952 09	168,960 00	(7 91)
9,600 00	NIKE INC	CL B	86/12/31-03/12/31	6/20/2003	540,787 80	540,672 00	115 80
15,400 00	ORACLE CORP	COM	86/12/31-03/12/31	6/20/2003	198,958 68	205,282 00	(6,323 32)
48,600 00	ORACLE CORP	COM	86/12/31-03/12/31	6/20/2003	634,870 92	647,838 00	(12,967 08)
18,500 00	PEPSICO INC	COM	86/12/31-03/12/31	6/20/2003	822,079 30	825,285 00	(3,205 70)
18,200 00	PEPSICO INC	COM	86/12/31-03/12/31	6/20/2003	807,589 02	811,902 00	(4,312 98)
150,200 00	PFIZER INC	COM	86/12/31-03/12/31	6/20/2003	5,378,515 41	5,347,120 00	31,395 41
63,200 00	PFIZER INC	COM	86/12/31-03/12/31	6/20/2003	2,261,025 79	2,249,820 00	11,205 79
5,900 00	PROCTER + GAMBLE CO	COM	86/12/31-03/12/31	6/20/2003	538,231 80	533,419 00	4,812 80
1,900 00	PROCTER + GAMBLE CO	COM	86/12/31-03/12/31	6/20/2003	173,226 86	171,779 00	1,447 86
12,563 00	QUALCOMM INC	COM	86/12/31-03/12/31	6/20/2003	452,779 46	463,323 44	(10,543 98)
4,237 00	QUALCOMM INC	COM	86/12/31-03/12/31	6/20/2003	152,651 96	156,260 56	(3,608 60)
7,400 00	STARBUCKS CORP	COM	86/12/31-03/12/31	6/20/2003	178,331 65	179,006 00	(674 35)
32,100 00	STARBUCKS CORP	COM	86/12/31-03/12/31	6/20/2003	771,715 26	776,499 00	(4,783 74)
5,900 00	STRYKER CORP	COM	86/12/31-03/12/31	6/20/2003	412,921 67	410,050 00	2,871 67
2,050 00	STRYKER CORP	COM	86/12/31-03/12/31	6/20/2003	143,756 28	142,475 00	1,281 28
19,800 00	SYSICO CORP	COM	86/12/31-03/12/31	6/20/2003	596,447 06	602,118 00	(5,670 94)
4,500 00	SYSICO CORP	COM	86/12/31-03/12/31	6/20/2003	134,768 69	136,845 00	(2,076 31)
4,400 00	3M CO	COM	86/12/31-03/12/31	6/20/2003	575,009 08	578,204 00	(3,194 92)
3,200 00	3M CO	COM	86/12/31-03/12/31	6/20/2003	420,615 19	420,512 00	103 19
9,300 00	UNITED PARCEL SVC INC	CL B	86/12/31-03/12/31	6/20/2003	595,009 39	592,410 00	2,599 39
4,600 00	UNITED PARCEL SVC INC	CL B	86/12/31-03/12/31	6/20/2003	293,966 26	293,020 00	946 26
11,000 00	UNITED TECHNOLOGIES CORP	COM	86/12/31-03/12/31	6/20/2003	802,742 41	790,900 00	11,842 41
10,100 00	UNITED TECHNOLOGIES CORP	COM	86/12/31-03/12/31	6/20/2003	734,157 88	726,190 00	7,967 88
7,900 00	VERITAS SOFTWARE CORP	COM	86/12/31-03/12/31	6/20/2003	227,685 50	228,310 00	(624 50)
23,600 00	VERITAS SOFTWARE CORP	COM	86/12/31-03/12/31	6/20/2003	673,072 00	682,040 00	(8,968 00)

THE ROCKEFELLER FOUNDATION
EMPLOYEE ID NO 13-1659629
GAIN AND LOSSES ON TAXABLE INVESTMENTS
FOR YEAR 2003

Shares/Par Value	Security Name	Security Description	Date Bought	Date Sold	Proceeds	Cost	Realized Gain/Loss
16,300 00	VIACOM INC	CL B	86/12/31-03/12/31	6/20/2003	738,241 33	733,011 00	5,230 33
9,900 00	VIACOM INC	CL B	86/12/31-03/12/31	6/20/2003	446,578 98	445,203 00	1,375 98
16,400 00	WAL MART STORES INC	COM	86/12/31-03/12/31	6/20/2003	891,440 95	893,836 00	(2,195 05)
12,600 00	WAL MART STORES INC	COM	86/12/31-03/12/31	6/20/2003	685,194 97	686,574 00	(1,379 03)
27,600 00	WALGREEN CO	COM	86/12/31-03/12/31	6/20/2003	897,377 49	887,616 00	9,761 49
23,400 00	WALGREEN CO	COM	86/12/31-03/12/31	6/20/2003	762,722 40	752,544 00	10,178 40
6,000 00	WELLPOINT HEALTH NETWORKS INC	COM	86/12/31-03/12/31	6/20/2003	516,362 82	516,240 00	122 82
5,400 00	WELLPOINT HEALTH NETWORKS INC	COM	86/12/31-03/12/31	6/20/2003	463,238 37	464,616 00	(1,377 63)
19,600 00	WYETH	COM	86/12/31-03/12/31	6/20/2003	942,611 98	938,058 00	4,555 98
31,200 00	WYETH	COM	86/12/31-03/12/31	6/20/2003	1,504,012 96	1,493,232 00	10,780 96
6 500 00	ACCENTURE LTD BERMUDA	SHS A	86/12/31-03/12/31	6/20/2003	116,149 56	116,025 00	124 56
28,000 00	ACCENTURE LTD BERMUDA	SHS A	86/12/31-03/12/31	6/20/2003	499,216 60	499,800 00	(583 40)
11,300 00	NOBLE CORPORATION	SHS	86/12/31-03/12/31	6/20/2003	395,466 79	392,562 00	2,904 79
400 00	AMN HEALTHCARE SVCS INC	COM	86/12/31-03/12/31	12/3/2003	6,720 12	6,255 00	465 12
700 00	AMN HEALTHCARE SVCS INC	COM	86/12/31-03/12/31	12/4/2003	11,370 82	10,946 25	424 57
100 00	ADVO INC	COM	86/12/31-03/12/31	9/3/2003	4,502 60	4,460 00	42 60
100 00	ADVO INC	COM	86/12/31-03/12/31	9/3/2003	4,529 28	4,460 00	69 28
400 00	ADVO INC	COM	86/12/31-03/12/31	9/4/2003	18,136 19	17,840 00	296 19
600 00	ADVO INC	COM	86/12/31-03/12/31	9/4/2003	27,214 72	26,760 00	454 72
200 00	ADVO INC	COM	86/12/31-03/12/31	11/3/2003	9,166 49	8,920 00	246 49
800 00	ADVO INC	COM	86/12/31-03/12/31	11/4/2003	36,218 06	35,680 00	538 06
100 00	ADVO INC	COM	86/12/31-03/12/31	11/4/2003	4,503 78	4,460 00	43 78
400 00	ADVO INC	COM	86/12/31-03/12/31	11/5/2003	18,242 30	17,840 00	402 30
200 00	AMERICA SVC GROUP INC	COM	86/12/31-03/12/31	7/22/2003	3,945 01	3,790 00	155 01
100 00	AMERICA SVC GROUP INC	COM	86/12/31-03/12/31	7/28/2003	1,928 57	1,895 00	33 57
900 00	AMERICA SVC GROUP INC	COM	86/12/31-03/12/31	10/2/2003	19,062 36	17,055 00	2,007 36
100 00	AMERICA SVC GROUP INC	COM	86/12/31-03/12/31	10/20/2003	2,317 96	1,895 00	422 96
1,600 00	AMERICA SVC GROUP INC	COM	86/12/31-03/12/31	10/20/2003	37,046 26	30,320 00	6,726 26
1,100 00	AMERICA SVC GROUP INC	COM	86/12/31-03/12/31	10/21/2003	25,628 79	20,845 00	4,783 79
800 00	AMERICA SVC GROUP INC	COM	86/12/31-03/12/31	10/22/2003	20,143 05	15,160 00	4,983 05
300 00	AMERICA SVC GROUP INC	COM	86/12/31-03/12/31	11/24/2003	9,603 12	5,685 00	3,918 12
200 00	AMERICA SVC GROUP INC	COM	86/12/31-03/12/31	12/12/2003	6,751 24	3,790 00	2,961 24
1 400 00	AMERICAN PAC CORP	COM	86/12/31-03/12/31	12/11/2003	13,257 37	11,354 00	1,903 37
1,000 00	ARKANSAS BEST CORP	COM	86/12/31-03/12/31	10/21/2003	33,029 45	27,101 00	5,928 45
300 00	ARKANSAS BEST CORP	COM	86/12/31-03/12/31	10/22/2003	9,966 70	8,130 30	1,836 40
400 00	ARKANSAS BEST CORP	COM	86/12/31-03/12/31	10/22/2003	13,293 73	10,840 40	2,453 33
600 00	ARKANSAS BEST CORP	COM	86/12/31-03/12/31	12/4/2003	18,235 33	16,280 60	2,974 73
1,000 00	ARKANSAS BEST CORP	COM	86/12/31-03/12/31	12/8/2003	31,603 01	27,101 00	4,502 01
100 00	ARKANSAS BEST CORP	COM	86/12/31-03/12/31	12/23/2003	3,149 96	2,710 10	439 86
300 00	ARMOR HLDGS INC	COM	86/12/31-03/12/31	8/19/2003	4,485 29	4,395 00	90 29
500 00	ARMOR HLDGS INC	COM	86/12/31-03/12/31	8/20/2003	7,524 64	7,325 00	199 64
100 00	ARMOR HLDGS INC	COM	86/12/31-03/12/31	8/21/2003	1,529 94	1,465 00	64 94
300 00	ARMOR HLDGS INC	COM	86/12/31-03/12/31	8/22/2003	4,558 10	4,395 00	163 10
900 00	ARMOR HLDGS INC	COM	86/12/31-03/12/31	9/3/2003	13,961 94	13,185 00	776 94
300 00	ARMOR HLDGS INC	COM	86/12/31-03/12/31	9/18/2003	5,204 83	4,395 00	809 83
400 00	ARMOR HLDGS INC	COM	86/12/31-03/12/31	10/7/2003	7,051 82	5,860 00	1,191 82
200 00	ARMOR HLDGS INC	COM	86/12/31-03/12/31	10/9/2003	3,433 41	2,930 00	503 41
200 00	ARMOR HLDGS INC	COM	86/12/31-03/12/31	10/14/2003	3,513 89	2,830 00	583 89
300 00	ARMOR HLDGS INC	COM	86/12/31-03/12/31	10/15/2003	5,268 29	4,395 00	873 29
1,200 00	ARMOR HLDGS INC	COM	86/12/31-03/12/31	10/16/2003	21,580 86	17,580 00	4,000 86
700 00	ARMOR HLDGS INC	COM	86/12/31-03/12/31	10/21/2003	12,886 46	10,255 00	2,631 46
300 00	ARMOR HLDGS INC	COM	86/12/31-03/12/31	11/5/2003	6,004 36	4,395 00	1,609 36
500 00	ARMOR HLDGS INC	COM	86/12/31-03/12/31	11/6/2003	10,278 11	7,325 00	2,953 11
1,100 00	ARMOR HLDGS INC	COM	86/12/31-03/12/31	11/12/2003	23,705 64	18,115 00	5,590 64
300 00	ARMOR HLDGS INC	COM	86/12/31-03/12/31	11/14/2003	6,795 34	4,395 00	2,400 34
1,000 00	ARMOR HLDGS INC	COM	86/12/31-03/12/31	11/18/2003	22,598 93	14,850 00	7,948 93
600 00	ARMOR HLDGS INC	COM	86/12/31-03/12/31	12/8/2003	15,324 08	8,790 00	6,534 08
1,800 00	ARROW ELECTRS INC	COM	86/12/31-03/12/31	8/22/2003	34,390 80	31,086 00	3,304 80
2,300 00	ARROW ELECTRS INC	COM	86/12/31-03/12/31	8/29/2003	46,882 84	39,721 00	7,161 84
200 00	ARROW ELECTRS INC	COM	86/12/31-03/12/31	9/8/2003	4,270 03	3,454 00	816 03
100 00	ARROW ELECTRS INC	COM	86/12/31-03/12/31	9/9/2003	2,084 52	1,727 00	357 52
1,100 00	ARROW ELECTRS INC	COM	86/12/31-03/12/31	10/9/2003	22,168 02	18,997 00	3,171 02
200 00	ARROW ELECTRS INC	COM	86/12/31-03/12/31	10/10/2003	4,001 55	3,454 00	547 55
800 00	ARROW ELECTRS INC	COM	86/12/31-03/12/31	10/13/2003	16,034 52	13,816 00	2,218 52
800 00	ARROW ELECTRS INC	COM	86/12/31-03/12/31	10/14/2003	16,177 16	13,816 00	2,361 16
400 00	ARROW ELECTRS INC	COM	86/12/31-03/12/31	10/15/2003	8,165 77	6,908 00	1,257 77
200 00	ARROW ELECTRS INC	COM	86/12/31-03/12/31	10/16/2003	4,085 08	3,454 00	631 08
200 00	ARROW ELECTRS INC	COM	86/12/31-03/12/31	10/17/2003	4,002 97	3,454 00	548 97
500 00	ARROW ELECTRS INC	COM	86/12/31-03/12/31	10/20/2003	10,043 77	8,635 00	1,408 77
500 00	ARROW ELECTRS INC	COM	86/12/31-03/12/31	10/21/2003	10,106 72	8,635 00	1,471 72
700 00	ARROW ELECTRS INC	COM	86/12/31-03/12/31	10/23/2003	13,875 32	12,089 00	1,586 32
300 00	ARROW ELECTRS INC	COM	86/12/31-03/12/31	10/23/2003	5,891 72	5,181 00	710 72
100 00	ARROW ELECTRS INC	COM	86/12/31-03/12/31	10/27/2003	1,967 40	1,727 00	240 40
1,200 00	ARROW ELECTRS INC	COM	86/12/31-03/12/31	10/27/2003	23,736 68	20,724 00	3,012 68
200 00	ARROW ELECTRS INC	COM	86/12/31-03/12/31	10/28/2003	3,996 17	3,454 00	542 17
800 00	BEARINGPOINT INC	COM	86/12/31-03/12/31	7/22/2003	8,565 67	8,576 00	(10 33)
200 00	BEARINGPOINT INC	COM	86/12/31-03/12/31	7/25/2003	2,141 61	2,144 00	(2 39)
1,400 00	BEARINGPOINT INC	COM	86/12/31-03/12/31	7/28/2003	15,222 18	15,008 00	214 18
1,400 00	BEARINGPOINT INC	COM	86/12/31-03/12/31	7/29/2003	15,042 71	15,008 00	34 71
1,300 00	BEARINGPOINT INC	COM	86/12/31-03/12/31	7/30/2003	14,080 54	13,936 00	144 54
2,300 00	BEARINGPOINT INC	COM	86/12/31-03/12/31	12/12/2003	23,058 94	24,859 00	(1,597 06)
500 00	BORG WARNER INC	COM	86/12/31-03/12/31	10/2/2003	36,108 30	32,895 00	3,213 30
400 00	BORG WARNER INC	COM	86/12/31-03/12/31	12/12/2003	33,089 93	26,316 00	6,773 93
400 00	BORG WARNER INC	COM	86/12/31-03/12/31	12/15/2003	33,684 66	26,316 00	7,368 66
200 00	BORG WARNER INC	COM	86/12/31-03/12/31	12/18/2003	16,793 21	13,158 00	3,635 21

THE ROCKEFELLER FOUNDATION
EMPLOYEE ID NO 13-1659829
GAIN AND LOSSES ON TAXABLE INVESTMENTS
FOR YEAR 2003

Shares/Par Value	Security Name	Security Description	Date Bought	Date Sold	Proceeds	Cost	Realized Gain/Loss
300 00	BUTLER MFG CO DEL	COM	86/12/31-03/12/31	12/11/2003	6,338 70	5,130 00	1,208 70
200 00	BUTLER MFG CO DEL	COM	86/12/31-03/12/31	12/19/2003	4,244 46	3,420 00	824 46
100 00	BUTLER MFG CO DEL	COM	86/12/31-03/12/31	12/22/2003	2 104 42	1 710 00	394 42
200 00	BUTLER MFG CO DEL	COM	86/12/31-03/12/31	12/23/2003	4,235 88	3,420 00	815 88
200 00	BUTLER MFG CO DEL	COM	86/12/31-03/12/31	12/24/2003	4,255 82	3,420 00	835 82
200 00	CCC INFORMATION SVCS GROUP INC	COM	86/12/31-03/12/31	10/2/2003	3,410 58	2,804 88	605 70
300 00	CCC INFORMATION SVCS GROUP INC	COM	86/12/31-03/12/31	10/3/2003	5,084 78	3,900 00	1,184 78
700 00	CCC INFORMATION SVCS GROUP INC	COM	86/12/31-03/12/31	10/6/2003	11,870 25	9,100 00	2,770 25
200 00	CCC INFORMATION SVCS GROUP INC	COM	86/12/31-03/12/31	10/13/2003	3,392 16	2,800 00	792 16
200 00	CENTEX CONSTR PRODS INC	COM	86/12/31-03/12/31	8/14/2003	9,002 23	7,900 00	1,102 23
200 00	CENTEX CONSTR PRODS INC	COM	86/12/31-03/12/31	8/18/2003	9,134 67	7,900 00	1,234 67
200 00	CENTEX CONSTR PRODS INC	COM	86/12/31-03/12/31	8/20/2003	9,085 83	7,900 00	1,185 83
100 00	CENTEX CONSTR PRODS INC	COM	86/12/31-03/12/31	9/4/2003	4,549 20	3,950 00	599 20
1,300 00	CENTEX CONSTR PRODS INC	COM	86/12/31-03/12/31	9/9/2003	59,797 19	51,350 00	8,447 19
1,000 00	CENTEX CONSTR PRODS INC	COM	86/12/31-03/12/31	9/17/2003	47,347 78	39,500 00	7,847 78
100 00	CENTEX CONSTR PRODS INC	COM	86/12/31-03/12/31	9/29/2003	4 682 19	3,950 00	712 19
100 00	CENTEX CONSTR PRODS INC	COM	86/12/31-03/12/31	10/1/2003	4,674 45	3,950 00	724 45
700 00	CENTEX CONSTR PRODS INC	COM	86/12/31-03/12/31	10/6/2003	32,625 96	27,650 00	4,975 96
100 00	CENTEX CONSTR PRODS INC	COM	86/12/31-03/12/31	10/10/2003	4,640 81	3,950 00	690 81
500 00	CENTEX CONSTR PRODS INC	COM	86/12/31-03/12/31	10/15/2003	24,745 19	19,750 00	4,995 19
200 00	CENTEX CONSTR PRODS INC	COM	86/12/31-03/12/31	10/16/2003	9,893 53	7,900 00	1,993 53
200 00	CENTEX CONSTR PRODS INC	COM	86/12/31-03/12/31	10/27/2003	10,172 24	7,900 00	2,272 24
600 00	CENTEX CONSTR PRODS INC	COM	86/12/31-03/12/31	11/3/2003	32,093 69	23,700 00	8,393 69
400 00	CENTEX CONSTR PRODS INC	COM	86/12/31-03/12/31	11/4/2003	21,264 44	15,800 00	5,464 44
500 00	CENTEX CONSTR PRODS INC	COM	86/12/31-03/12/31	11/6/2003	27,502 06	19,750 00	7,752 06
300 00	CENTEX CONSTR PRODS INC	COM	86/12/31-03/12/31	11/11/2003	16,520 43	11,850 00	4,670 43
200 00	CENTEX CONSTR PRODS INC	COM	86/12/31-03/12/31	11/24/2003	11 830 38	7,900 00	3 930 38
100 00	CENTEX CONSTR PRODS INC	COM	86/12/31-03/12/31	12/2/2003	5,888 12	3,950 00	1 938 12
200 00	CENTEX CONSTR PRODS INC	COM	86/12/31-03/12/31	12/2/2003	11,861 44	7,900 00	3,961 44
500 00	CENTEX CONSTR PRODS INC	COM	86/12/31-03/12/31	12/3/2003	29,228 18	19,750 00	9,478 18
500 00	CENTEX CONSTR PRODS INC	COM	86/12/31-03/12/31	12/4/2003	29,871 78	19,750 00	9,921 78
100 00	CENTEX CONSTR PRODS INC	COM	86/12/31-03/12/31	12/5/2003	5,959 70	3,950 00	2,009 70
200 00	CENTEX CONSTR PRODS INC	COM	86/12/31-03/12/31	12/8/2003	11,865 22	7,900 00	3,965 22
200 00	CENTEX CONSTR PRODS INC	COM	86/12/31-03/12/31	12/9/2003	11,818 52	7,900 00	3,918 52
200 00	CENTEX CONSTR PRODS INC	COM	86/12/31-03/12/31	12/11/2003	11,793 44	7,900 00	3,893 44
200 00	CENTEX CONSTR PRODS INC	COM	86/12/31-03/12/31	12/12/2003	11,796 32	7,900 00	3,896 32
200 00	CENTEX CONSTR PRODS INC	COM	86/12/31-03/12/31	12/22/2003	11,659 45	7,900 00	3,759 45
100 00	CENTEX CONSTR PRODS INC	COM	86/12/31-03/12/31	12/24/2003	6,030 66	3,950 00	2,080 66
100 00	CENTEX CONSTR PRODS INC	COM	86/12/31-03/12/31	12/26/2003	5,998 53	3,950 00	2,048 53
700 00	CENTEX CONSTR PRODS INC	COM	86/12/31-03/12/31	12/29/2003	42,424 59	27,650 00	14,774 59
800 00	COMMSCOPE INC	COM	86/12/31-03/12/31	11/3/2003	12 748 60	8,720 00	4,028 60
2,500 00	COMMSCOPE INC	COM	86/12/31-03/12/31	11/3/2003	39 812 38	27,250 00	12,562 38
2,300 00	COMMSCOPE INC	COM	86/12/31-03/12/31	11/4/2003	37,623 47	25,070 00	12,553 47
1,800 00	COMMSCOPE INC	COM	86/12/31-03/12/31	11/4/2003	26,159 89	17,440 00	8,719 89
300 00	COMMSCOPE INC	COM	86/12/31-03/12/31	12/3/2003	4 865 77	3,270 00	1 595 77
1,600 00	COMMSCOPE INC	COM	86/12/31-03/12/31	12/4/2003	25,529 84	17,440 00	8,089 84
100 00	COMMSCOPE INC	COM	86/12/31-03/12/31	12/8/2003	1,614 92	1,090 00	524 92
200 00	COURIER CORP	COM	86/12/31-03/12/31	8/19/2003	11,138 13	10,848 00	290 13
100 00	COURIER CORP	COM	86/12/31-03/12/31	11/11/2003	5,803 39	5,424 00	379 39
100 00	COURIER CORP	COM	86/12/31-03/12/31	11/14/2003	5,899 05	5,424 00	475 05
200 00	COURIER CORP	COM	86/12/31-03/12/31	11/19/2003	11,596 73	10,848 00	748 73
200 00	COURIER CORP	COM	86/12/31-03/12/31	12/18/2003	7,599 00	7,232 00	367 00
100 00	CROSS CTRY HEALTHCARE INC	COM	86/12/31-03/12/31	8/15/2003	1,618 89	1,540 00	78 89
200 00	CURTISS WRIGHT CORP	COM	86/12/31-03/12/31	8/15/2003	13,195 38	12,850 00	345 38
200 00	CURTISS WRIGHT CORP	COM	86/12/31-03/12/31	8/18/2003	13,375 37	12,850 00	525 37
200 00	CURTISS WRIGHT CORP	COM	86/12/31-03/12/31	8/19/2003	13,518 68	12,850 00	668 68
100 00	CURTISS WRIGHT CORP	COM	86/12/31-03/12/31	8/20/2003	6,856 90	6,425 00	431 90
200 00	CURTISS WRIGHT CORP	COM	86/12/31-03/12/31	8/21/2003	13,786 39	12,850 00	936 39
2,000 00	DUQUESNE LT HLDGS INC	COM	86/12/31-03/12/31	12/24/2003	35,814 11	29 115 55	8,898 56
100 00	EMCOR GROUP INC	COM	86/12/31-03/12/31	9/4/2003	4,556 78	4,904 00	(347 22)
200 00	EMCOR GROUP INC	COM	86/12/31-03/12/31	9/8/2003	9,112 41	9 808 00	(695 59)
400 00	EMCOR GROUP INC	COM	86/12/31-03/12/31	12/11/2003	17,370 18	19,616 00	(2,245 82)
400 00	EMCOR GROUP INC	COM	86/12/31-03/12/31	12/12/2003	17,481 18	19,616 00	(2,134 82)
600 00	EMCOR GROUP INC	COM	86/12/31-03/12/31	12/18/2003	25,795 49	29,424 00	(3,628 51)
200 00	EMCOR GROUP INC	COM	86/12/31-03/12/31	12/19/2003	8,565 73	9 808 00	(1,242 27)
600 00	ETHAN ALLEN INTERIORS INC	COM	86/12/31-03/12/31	12/3/2003	24,979 83	21,330 00	3 649 83
900 00	ETHAN ALLEN INTERIORS INC	COM	86/12/31-03/12/31	12/3/2003	37,406 83	31,995 00	5,411 83
400 00	ETHAN ALLEN INTERIORS INC	COM	86/12/31-03/12/31	12/9/2003	16,585 42	14,220 00	2,365 42
300 00	ETHAN ALLEN INTERIORS INC	COM	86/12/31-03/12/31	12/19/2003	12 283 13	10,865 00	1,618 13
500 00	ETHAN ALLEN INTERIORS INC	COM	86/12/31-03/12/31	12/22/2003	20 458 59	17,775 00	2,683 59
300 00	GENLYTE GROUP INC	COM	86/12/31-03/12/31	8/19/2003	12 206 33	10,599 00	1 607 33
200 00	GENLYTE GROUP INC	COM	86/12/31-03/12/31	8/21/2003	8,209 61	7,068 00	1 143 61
300 00	GENLYTE GROUP INC	COM	86/12/31-03/12/31	8/26/2003	12,018 18	10,599 00	1,419 18
100 00	GENLYTE GROUP INC	COM	86/12/31-03/12/31	8/27/2003	4 001 85	3,533 00	468 85
200 00	GENLYTE GROUP INC	COM	86/12/31-03/12/31	9/3/2003	8,595 97	7,068 00	1,529 97
300 00	GENLYTE GROUP INC	COM	86/12/31-03/12/31	9/4/2003	12,887 09	10,599 00	2,288 09
200 00	GENLYTE GROUP INC	COM	86/12/31-03/12/31	9/5/2003	8,652 53	7,068 00	1,586 53
200 00	GENLYTE GROUP INC	COM	86/12/31-03/12/31	9/8/2003	8,789 58	7,068 00	1,723 58
200 00	GENLYTE GROUP INC	COM	86/12/31-03/12/31	9/11/2003	8,762 44	7,068 00	1,696 44
100 00	GENLYTE GROUP INC	COM	86/12/31-03/12/31	9/12/2003	4,373 54	3,533 00	840 54
200 00	GENLYTE GROUP INC	COM	86/12/31-03/12/31	9/15/2003	8,712 89	7,068 00	1,646 89
100 00	GENLYTE GROUP INC	COM	86/12/31-03/12/31	9/16/2003	4,364 10	3,533 00	831 10
1,200 00	GENLYTE GROUP INC	COM	86/12/31-03/12/31	9/18/2003	53,177 78	42,396 00	10,781 78
200 00	GENLYTE GROUP INC	COM	86/12/31-03/12/31	9/19/2003	8,942 18	7,068 00	1,876 18
600 00	GENLYTE GROUP INC	COM	86/12/31-03/12/31	9/22/2003	26 619 31	21,198 00	5,421 31

THE ROCKEFELLER FOUNDATION
EMPLOYEE ID NO 13-1659629
GAIN AND LOSSES ON TAXABLE INVESTMENTS
FOR YEAR 2003

Shares/Par Value	Security Name	Security Description	Date Bought	Date Sold	Proceeds	Cost	Realized Gain/Loss
900 00	GENLYTE GROUP INC	COM	86/12/31-03/12/31	10/1/2003	40,020 94	31,797 00	8,223 94
200 00	GENLYTE GROUP INC	COM	86/12/31-03/12/31	10/2/2003	8,932 84	7,066 00	1,866 84
100 00	GENLYTE GROUP INC	COM	86/12/31-03/12/31	10/3/2003	4,535 48	3,533 00	1,002 48
200 00	GENLYTE GROUP INC	COM	86/12/31-03/12/31	10/16/2003	9,006 27	7,066 00	1,940 27
300 00	GENLYTE GROUP INC	COM	86/12/31-03/12/31	10/30/2003	14,298 83	10,599 00	3,699 83
100 00	GENLYTE GROUP INC	COM	86/12/31-03/12/31	11/19/2003	5,318 10	3,533 00	1,785 10
300 00	GENLYTE GROUP INC	COM	86/12/31-03/12/31	12/29/2003	18,162 40	10,599 00	7,563 40
500 00	IDT CORP	COM	86/12/31-03/12/31	12/18/2003	9,622 74	9,100 00	522 74
1,500 00	IDT CORP	COM	86/12/31-03/12/31	12/22/2003	28,750 20	27,300 00	1,450 20
1,100 00	IDT CORP	COM	86/12/31-03/12/31	12/23/2003	21,069 73	20,020 00	1,049 73
200 00	IHOP CORP NEW	COM	86/12/31-03/12/31	8/29/2003	7,072 50	6,782 00	280 50
2,200 00	IHOP CORP NEW	COM	86/12/31-03/12/31	9/2/2003	78,344 71	74,712 00	3,632 71
300 00	IHOP CORP NEW	COM	86/12/31-03/12/31	9/3/2003	10,879 47	10,188 00	691 47
500 00	IHOP CORP NEW	COM	86/12/31-03/12/31	9/4/2003	18,029 85	16,980 00	1,049 85
600 00	IHOP CORP NEW	COM	86/12/31-03/12/31	10/3/2003	20,396 04	20,376 00	20 04
200 00	IHOP CORP NEW	COM	86/12/31-03/12/31	10/6/2003	6,834 01	6,792 00	42 01
400 00	IHOP CORP NEW	COM	86/12/31-03/12/31	10/7/2003	13,658 79	13,584 00	74 79
300 00	IHOP CORP NEW	COM	86/12/31-03/12/31	10/9/2003	10,339 40	10,188 00	151 40
200 00	IHOP CORP NEW	COM	86/12/31-03/12/31	10/13/2003	6,979 17	6,792 00	187 17
200 00	IHOP CORP NEW	COM	86/12/31-03/12/31	10/14/2003	6,993 67	6,792 00	201 67
900 00	IHOP CORP NEW	COM	86/12/31-03/12/31	10/24/2003	31,107 58	30,564 00	543 58
300 00	IHOP CORP NEW	COM	86/12/31-03/12/31	10/27/2003	10,514 05	10,188 00	326 05
1,400 00	IHOP CORP NEW	COM	86/12/31-03/12/31	11/3/2003	53,048 83	47,544 00	5,504 83
400 00	IHOP CORP NEW	COM	86/12/31-03/12/31	11/4/2003	15,442 15	13,584 00	1,858 15
500 00	IHOP CORP NEW	COM	86/12/31-03/12/31	12/3/2003	19,462 88	16,980 00	2,482 88
100 00	IHOP CORP NEW	COM	86/12/31-03/12/31	12/22/2003	3,693 47	3,396 00	297 47
1,000 00	JONES LANG LASALLE INC	COM	86/12/31-03/12/31	9/16/2003	18,794 51	16,100 00	2,694 51
600 00	JONES LANG LASALLE INC	COM	86/12/31-03/12/31	9/19/2003	11,117 47	9,660 00	1,457 47
100 00	JONES LANG LASALLE INC	COM	86/12/31-03/12/31	10/22/2003	1,861 91	1,610 00	251 91
900 00	KAYDON CORP	COM	86/12/31-03/12/31	9/2/2003	23,389 83	19,872 00	3,517 83
300 00	KAYDON CORP	COM	86/12/31-03/12/31	9/3/2003	7,812 32	6,824 00	1,188 32
700 00	KAYDON CORP	COM	86/12/31-03/12/31	9/4/2003	18,154 20	15,456 00	2,698 20
500 00	KAYDON CORP	COM	86/12/31-03/12/31	9/18/2003	13,386 17	11,040 00	2,346 17
1,000 00	KAYDON CORP	COM	86/12/31-03/12/31	12/3/2003	25,672 89	22,080 00	3,592 89
200 00	LNR PPTY CORP	COM	86/12/31-03/12/31	8/26/2003	7,997 18	7,880 00	117 18
300 00	LNR PPTY CORP	COM	86/12/31-03/12/31	8/27/2003	11,987 67	11,820 00	167 67
200 00	LNR PPTY CORP	COM	86/12/31-03/12/31	8/28/2003	7,994 26	7,880 00	114 26
400 00	LNR PPTY CORP	COM	86/12/31-03/12/31	8/29/2003	15,887 25	15,760 00	227 25
300 00	LANDAMERICA FINL GROUP INC	COM	86/12/31-03/12/31	11/5/2003	15,301 20	14,883 00	418 20
1,000 00	LANDAMERICA FINL GROUP INC	COM	86/12/31-03/12/31	11/8/2003	50,566 13	49,610 00	956 13
400 00	LANDAMERICA FINL GROUP INC	COM	86/12/31-03/12/31	11/14/2003	20,686 15	19,844 00	842 15
100 00	LANDAMERICA FINL GROUP INC	COM	86/12/31-03/12/31	11/17/2003	5,170 01	4,961 00	209 01
300 00	LANDAMERICA FINL GROUP INC	COM	86/12/31-03/12/31	12/3/2003	15,695 26	14,883 00	812 26
300 00	LANDAMERICA FINL GROUP INC	COM	86/12/31-03/12/31	12/3/2003	15,589 03	14,883 00	706 03
200 00	LANDAMERICA FINL GROUP INC	COM	86/12/31-03/12/31	12/4/2003	10,305 33	9,922 00	383 33
500 00	LANDAMERICA FINL GROUP INC	COM	86/12/31-03/12/31	12/8/2003	25,795 04	24,805 00	990 04
700 00	LANDAMERICA FINL GROUP INC	COM	86/12/31-03/12/31	12/9/2003	35,398 46	34,727 00	671 46
100 00	LANDAMERICA FINL GROUP INC	COM	86/12/31-03/12/31	12/10/2003	4,994 76	4,961 00	33 76
500 00	LANDAMERICA FINL GROUP INC	COM	86/12/31-03/12/31	12/11/2003	25,824 64	24,805 00	1,019 64
300 00	LANDAMERICA FINL GROUP INC	COM	86/12/31-03/12/31	12/12/2003	15,424 91	14,883 00	541 91
1,200 00	LIFEPOINT HOSPS INC	COM	86/12/31-03/12/31	7/29/2003	33,057 13	28,320 00	4,737 13
400 00	LIFEPOINT HOSPS INC	COM	86/12/31-03/12/31	7/30/2003	11,215 51	9,440 00	1,775 51
400 00	LIFEPOINT HOSPS INC	COM	86/12/31-03/12/31	7/31/2003	11,380 14	9,440 00	1,940 14
700 00	LIFEPOINT HOSPS INC	COM	86/12/31-03/12/31	8/1/2003	19,960 96	18,520 00	3,440 96
400 00	LIFEPOINT HOSPS INC	COM	86/12/31-03/12/31	8/19/2003	11,281 07	9,440 00	1,841 07
600 00	LIFEPOINT HOSPS INC	COM	86/12/31-03/12/31	8/27/2003	17,144 97	14,160 00	2,984 97
1,100 00	LIFEPOINT HOSPS INC	COM	86/12/31-03/12/31	8/28/2003	31,975 61	25,860 00	6,015 61
1,600 00	LIFEPOINT HOSPS INC	COM	86/12/31-03/12/31	11/7/2003	41,517 25	37,760 00	3,757 25
1,100 00	LINCOLN ELEC HLDGS INC	COM	86/12/31-03/12/31	12/10/2003	27,399 49	23,639 00	3,760 49
400 00	LINCOLN ELEC HLDGS INC	COM	86/12/31-03/12/31	12/11/2003	9,854 69	8,596 00	1,258 69
800 00	LINCOLN ELEC HLDGS INC	COM	86/12/31-03/12/31	12/12/2003	19,896 98	17,192 00	2,704 98
100 00	MINERALS TECHNOLOGIES INC	COM	86/12/31-03/12/31	9/4/2003	5,051 84	5,025 00	26 84
100 00	MINERALS TECHNOLOGIES INC	COM	86/12/31-03/12/31	9/4/2003	5,046 26	5,025 00	21 26
600 00	MINERALS TECHNOLOGIES INC	COM	86/12/31-03/12/31	9/8/2003	30,689 22	30,150 00	539 22
200 00	MINERALS TECHNOLOGIES INC	COM	86/12/31-03/12/31	10/1/2003	10,300 91	10,050 00	250 91
400 00	MINERALS TECHNOLOGIES INC	COM	86/12/31-03/12/31	10/2/2003	20,596 95	20,100 00	496 95
500 00	MINERALS TECHNOLOGIES INC	COM	86/12/31-03/12/31	10/3/2003	26,127 22	25,125 00	1,002 22
300 00	MINERALS TECHNOLOGIES INC	COM	86/12/31-03/12/31	10/6/2003	15,671 08	15,075 00	596 08
400 00	MINERALS TECHNOLOGIES INC	COM	86/12/31-03/12/31	10/13/2003	21,486 55	20,100 00	1,386 55
200 00	MINERALS TECHNOLOGIES INC	COM	86/12/31-03/12/31	10/14/2003	10,736 31	10,050 00	686 31
200 00	MINERALS TECHNOLOGIES INC	COM	86/12/31-03/12/31	10/16/2003	10,695 01	10,050 00	645 01
2,200 00	MUELLER INDS INC	COM	86/12/31-03/12/31	12/3/2003	72,200 61	57,884 00	14,516 61
100 00	MUELLER INDS INC	COM	86/12/31-03/12/31	12/8/2003	3,341 84	2,822 00	519 84
600 00	MUELLER INDS INC	COM	86/12/31-03/12/31	12/8/2003	20,113 51	15,732 00	4,381 51
300 00	MUELLER INDS INC	COM	86/12/31-03/12/31	12/18/2003	10,184 52	7,866 00	2,318 52
600 00	MUELLER INDS INC	COM	86/12/31-03/12/31	12/19/2003	20,212 21	15,732 00	4,480 21
4,500 00	NAUTICA ENTERPRISES INC	COM	86/12/31-03/12/31	8/28/2003	76,500 00	75,555 00	945 00
600 00	NEIMAN MARCUS GROUP	CL A	86/12/31-03/12/31	7/17/2003	23,820 08	24,180 00	(359 92)
700 00	NEIMAN MARCUS GROUP	CL A	86/12/31-03/12/31	8/21/2003	29,581 24	28,210 00	1,371 24
300 00	NEIMAN MARCUS GROUP	CL A	86/12/31-03/12/31	8/17/2003	12,677 40	12,090 00	587 40
700 00	NEIMAN MARCUS GROUP	CL A	86/12/31-03/12/31	10/2/2003	30,519 48	28,210 00	2,309 48
300 00	NEIMAN MARCUS GROUP	CL A	86/12/31-03/12/31	10/3/2003	13,421 37	12,090 00	1,331 37
100 00	NEIMAN MARCUS GROUP	CL A	86/12/31-03/12/31	10/7/2003	4,465 41	4,030 00	435 41
500 00	NEIMAN MARCUS GROUP	CL A	86/12/31-03/12/31	10/9/2003	23,094 31	20,150 00	2,944 31
100 00	NEIMAN MARCUS GROUP	CL A	86/12/31-03/12/31	10/10/2003	4,702 52	4,030 00	672 52

THE ROCKEFELLER FOUNDATION
EMPLOYEE ID NO 13-1659629
GAIN AND LOSSES ON TAXABLE INVESTMENTS
FOR YEAR 2003

Shares/Par Value	Security Name	Security Description	Date Bought	Date Sold	Proceeds	Cost	Realized Gain/Loss
200 00	NEIMAN MARCUS GROUP	CL A	86/12/31-03/12/31	10/13/2003	9,525 03	8,060 00	1,465 03
200 00	NEIMAN MARCUS GROUP	CL A	86/12/31-03/12/31	10/14/2003	9,598 97	8,060 00	1,538 97
500 00	NEIMAN MARCUS GROUP	CL A	86/12/31-03/12/31	12/23/2003	26,077 77	20,150 00	5,927 77
200 00	NEIMAN MARCUS GROUP	CL B	86/12/31-03/12/31	8/18/2003	7,759 01	7,520 00	239 01
100 00	NEIMAN MARCUS GROUP	CL B	86/12/31-03/12/31	9/27/2003	3,830 09	3,780 00	70 09
100 00	NEIMAN MARCUS GROUP	CL B	86/12/31-03/12/31	8/28/2003	3,835 53	3,760 00	75 53
200 00	NUEVO ENERGY CO	COM	86/12/31-03/12/31	12/12/2003	4,544 32	3,604 46	939 86
1,600 00	NUEVO ENERGY CO	COM	86/12/31-03/12/31	12/18/2003	37,945 90	28,454 25	9,491 65
1,500 00	NUEVO ENERGY CO	COM	86/12/31-03/12/31	12/19/2003	35,937 41	28,490 00	9,447 41
1,400 00	NUEVO ENERGY CO	COM	86/12/31-03/12/31	12/22/2003	33,445 83	24,724 00	8,721 83
800 00	NUEVO ENERGY CO	COM	86/12/31-03/12/31	12/23/2003	14,396 14	10,596 00	3,800 14
700 00	NUEVO ENERGY CO	COM	86/12/31-03/12/31	12/29/2003	17,495 11	12,362 00	5,133 11
700 00	NUEVO ENERGY CO	COM	86/12/31-03/12/31	12/29/2003	17,530 67	12,362 00	5,168 67
2,000 00	OFFICE MAX INC	COM	86/12/31-03/12/31	10/1/2003	18,827 31	17,479 60	1,347 71
7,400 00	OFFICE MAX INC	COM	86/12/31-03/12/31	10/2/2003	69,399 85	64,674 52	4,725 33
2,800 00	OFFICE MAX INC	COM	86/12/31-03/12/31	10/14/2003	26,766 74	24,471 44	2,295 30
4,900 00	OFFICE MAX INC	COM	86/12/31-03/12/31	11/12/2003	47,296 00	42,825 02	4,470 98
1,200 00	PAPA JOHNS INTL INC	COM	86/12/31-03/12/31	12/11/2003	37,782 02	31,195 95	6,586 07
100 00	PAPA JOHNS INTL INC	COM	86/12/31-03/12/31	12/26/2003	3,300 67	2,596 72	703 95
700 00	POLARIS INDS INC	COM	86/12/31-03/12/31	7/17/2003	52,407 87	52,500 00	(92 13)
700 00	POLARIS INDS INC	COM	86/12/31-03/12/31	7/24/2003	54,457 79	52,500 00	1,957 79
400 00	POLARIS INDS INC	COM	86/12/31-03/12/31	7/25/2003	31,101 98	30,000 00	1,101 98
200 00	POLARIS INDS INC	COM	86/12/31-03/12/31	8/19/2003	15,735 46	15,000 00	735 46
200 00	POLARIS INDS INC	COM	86/12/31-03/12/31	9/3/2003	16,113 44	15,000 00	1,113 44
400 00	POLARIS INDS INC	COM	86/12/31-03/12/31	10/3/2003	31,173 38	30,000 00	1,173 38
100 00	POLARIS INDS INC	COM	86/12/31-03/12/31	10/9/2003	7,904 49	7,500 00	404 49
300 00	POLARIS INDS INC	COM	86/12/31-03/12/31	10/14/2003	24,113 88	22,500 00	1,613 88
800 00	POLARIS INDS INC	COM	86/12/31-03/12/31	10/15/2003	49,277 37	45,000 00	4,277 37
200 00	POLARIS INDS INC	COM	86/12/31-03/12/31	10/16/2003	16,509 74	15,000 00	1,509 74
400 00	POLARIS INDS INC	COM	86/12/31-03/12/31	10/17/2003	33,423 23	30,000 00	3,423 23
300 00	POLARIS INDS INC	COM	86/12/31-03/12/31	10/21/2003	25,136 21	22,500 00	2,636 21
100 00	POLARIS INDS INC	COM	86/12/31-03/12/31	10/29/2003	8,548 49	7,500 00	1,048 49
100 00	POLARIS INDS INC	COM	86/12/31-03/12/31	10/30/2003	8,531 96	7,500 00	1,031 96
100 00	POLARIS INDS INC	COM	86/12/31-03/12/31	10/31/2003	8,525 39	7,500 00	1,025 39
200 00	PRIMA ENERGY CORP	CO COM PAR 0 015	86/12/31-03/12/31	12/12/2003	7,406 91	5,218 74	2,188 17
400 00	PROQUEST COMPANY	COM	86/12/31-03/12/31	9/2/2003	11,503 82	10,340 00	1,163 82
700 00	PROQUEST COMPANY	COM	86/12/31-03/12/31	9/3/2003	20,161 29	18,095 00	2,066 29
700 00	PROQUEST COMPANY	COM	86/12/31-03/12/31	9/4/2003	20,166 05	18,095 00	2,071 05
1,100 00	PROQUEST COMPANY	COM	86/12/31-03/12/31	9/4/2003	31,933 92	28,435 00	3,498 92
1,300 00	PROQUEST COMPANY	COM	86/12/31-03/12/31	9/8/2003	39,674 14	33,605 00	6,069 14
1,300 00	PROQUEST COMPANY	COM	86/12/31-03/12/31	11/3/2003	39,253 48	33,605 00	5,648 48
400 00	PROQUEST COMPANY	COM	86/12/31-03/12/31	11/5/2003	11,992 83	10,340 00	1,652 83
500 00	PROQUEST COMPANY	COM	86/12/31-03/12/31	11/8/2003	15,023 69	12,925 00	2,098 69
500 00	PROQUEST COMPANY	COM	86/12/31-03/12/31	11/12/2003	15,401 52	12,925 00	2,476 52
400 00	PROQUEST COMPANY	COM	86/12/31-03/12/31	12/3/2003	12,132 15	10,340 00	1,792 15
100 00	PROQUEST COMPANY	COM	86/12/31-03/12/31	12/4/2003	2,993 44	2,585 00	408 44
700 00	QUANEX CORP	COM	86/12/31-03/12/31	12/19/2003	31,841 29	20,916 00	10,925 29
300 00	QUANEX CORP	COM	86/12/31-03/12/31	12/22/2003	13,703 35	8,964 00	4,739 35
300 00	QUANEX CORP	COM	86/12/31-03/12/31	12/29/2003	14,340 82	8,964 00	5,376 82
100 00	RALCORP HLDGS INC NEW	COM	86/12/31-03/12/31	10/1/2003	2,796 34	2,615 00	181 34
500 00	RALCORP HLDGS INC NEW	COM	86/12/31-03/12/31	10/2/2003	13,980 34	13,075 00	905 34
400 00	REGAL BELOIT CORP	COM	86/12/31-03/12/31	10/22/2003	8,436 04	7,900 00	536 04
11,389 00	REGISTER COM INC	COM	86/12/31-03/12/31	9/2/2003	72,320 15	68,447 89	3,872 26
379 00	REGISTER COM INC	COM	86/12/31-03/12/31	11/12/2003	1,906 28	2,277 79	(371 51)
815 00	REGISTER COM INC	COM	86/12/31-03/12/31	11/13/2003	4,066 65	4,898 15	(831 50)
585 00	REGISTER COM INC	COM	86/12/31-03/12/31	11/14/2003	2,913 28	3,515 85	(602 57)
600 00	ROTO ROOTER INC NEW	COM	86/12/31-03/12/31	12/22/2003	30,761 51	23,580 00	7,181 51
3,500 00	SANGSTAT MED CORP	COM	86/12/31-03/12/31	9/10/2003	78,750 00	78,297 78	452 22
300 00	SCHNITZER STL INDS INC	CL A	86/12/31-03/12/31	7/30/2003	15,011 47	13,649 70	1,361 77
300 00	SCHNITZER STL INDS INC	CL A	86/12/31-03/12/31	8/18/2003	7,701 62	6,824 85	876 77
200 00	SCHNITZER STL INDS INC	CL A	86/12/31-03/12/31	8/19/2003	5,256 95	4,549 90	707 05
200 00	SCHNITZER STL INDS INC	CL A	86/12/31-03/12/31	8/20/2003	5,199 17	4,549 90	649 27
100 00	SCHNITZER STL INDS INC	CL A	86/12/31-03/12/31	8/29/2003	2,546 96	2,274 95	274 01
300 00	SCHNITZER STL INDS INC	CL A	86/12/31-03/12/31	9/2/2003	7,828 62	6,824 85	1,103 77
300 00	SCHNITZER STL INDS INC	CL A	86/12/31-03/12/31	9/3/2003	7,891 82	6,824 85	1,066 97
100 00	SCHNITZER STL INDS INC	CL A	86/12/31-03/12/31	9/4/2003	2,620 65	2,274 95	345 70
500 00	SCHNITZER STL INDS INC	CL A	86/12/31-03/12/31	9/5/2003	13,400 97	11,374 75	2,026 22
500 00	SCHNITZER STL INDS INC	CL A	86/12/31-03/12/31	9/8/2003	13,881 29	11,374 75	2,506 54
1,000 00	SCHNITZER STL INDS INC	CL A	86/12/31-03/12/31	9/8/2003	28,076 08	22,749 50	5,326 58
200 00	SCHNITZER STL INDS INC	CL A	86/12/31-03/12/31	9/9/2003	5,878 94	4,549 90	1,329 04
100 00	SCHNITZER STL INDS INC	CL A	86/12/31-03/12/31	9/11/2003	2,903 58	2,274 95	628 63
400 00	SCHNITZER STL INDS INC	CL A	86/12/31-03/12/31	9/12/2003	11,665 69	9,099 80	2,565 89
1,600 00	SCHNITZER STL INDS INC	CL A	86/12/31-03/12/31	9/15/2003	50,046 13	36,399 20	13,646 93
100 00	SCHNITZER STL INDS INC	CL A	86/12/31-03/12/31	9/16/2003	3,155 64	2,274 95	880 69
300 00	SCHNITZER STL INDS INC	CL A	86/12/31-03/12/31	9/17/2003	9,296 14	6,824 85	2,471 29
900 00	SCHNITZER STL INDS INC	CL A	86/12/31-03/12/31	9/18/2003	28,465 66	20,474 55	7,991 11
500 00	SCHNITZER STL INDS INC	CL A	86/12/31-03/12/31	9/19/2003	16,556 47	11,374 75	5,181 72
100 00	SCHNITZER STL INDS INC	CL A	86/12/31-03/12/31	10/3/2003	3,537 54	2,896 65	640 89
1,500 00	SCHNITZER STL INDS INC	CL A	86/12/31-03/12/31	10/6/2003	56,900 88	34,745 95	22,154 93
100 00	SCHNITZER STL INDS INC	CL A	86/12/31-03/12/31	10/7/2003	3,800 99	2,274 95	1,526 04
1,400 00	SCHNITZER STL INDS INC	CL A	86/12/31-03/12/31	10/14/2003	57,258 01	31,849 30	25,408 71
400 00	SCHNITZER STL INDS INC	CL A	86/12/31-03/12/31	10/15/2003	16,663 85	9,099 80	7,563 85
1,000 00	SCHNITZER STL INDS INC	CL A	86/12/31-03/12/31	10/17/2003	39,691 84	22,749 50	16,942 34
400 00	SCHNITZER STL INDS INC	CL A	86/12/31-03/12/31	10/24/2003	14,778 54	9,099 80	5,678 74
100 00	SCHNITZER STL INDS INC	CL A	86/12/31-03/12/31	10/27/2003	3,778 79	2,274 95	1,503 84

THE ROCKEFELLER FOUNDATION
EMPLOYEE ID NO 13-1659629
GAIN AND LOSSES ON TAXABLE INVESTMENTS
FOR YEAR 2003

Shares/Par Value	Security Name	Security Description	Date Bought	Date Sold	Proceeds	Cost	Realized Gain/Loss
1,800 00	SENSIENT TECHNOLOGIES CORP	COM	88/12/31-03/12/31	10/1/2003	38,625 82	37,721 16	904 66
600 00	SENSIENT TECHNOLOGIES CORP	COM	88/12/31-03/12/31	10/2/2003	12,826 55	12,573 72	252 83
700 00	SENSIENT TECHNOLOGIES CORP	COM	88/12/31-03/12/31	10/3/2003	14,928 66	14,669 34	257 32
700 00	SENSIENT TECHNOLOGIES CORP	COM	88/12/31-03/12/31	10/13/2003	14,944 29	14,669 34	274 95
600 00	SENSIENT TECHNOLOGIES CORP	COM	88/12/31-03/12/31	10/14/2003	12,905 27	12,573 72	331 55
200 00	SENSIENT TECHNOLOGIES CORP	COM	88/12/31-03/12/31	10/15/2003	4,350 01	4,191 24	158 77
700 00	SENSIENT TECHNOLOGIES CORP	COM	88/12/31-03/12/31	10/16/2003	15,222 18	14,669 34	552 84
400 00	SENSIENT TECHNOLOGIES CORP	COM	88/12/31-03/12/31	10/17/2003	7,991 62	8,382 48	(390 86)
1,200 00	SENSIENT TECHNOLOGIES CORP	COM	88/12/31-03/12/31	10/17/2003	24,024 67	25,147 44	(1,122 77)
100 00	STEWART INFORMATION SVCS CORP	COM	88/12/31-03/12/31	11/26/2003	3,900 36	3,178 00	724 36
100 00	STEWART INFORMATION SVCS CORP	COM	88/12/31-03/12/31	11/26/2003	3,882 31	3,176 00	706 31
200 00	STEWART INFORMATION SVCS CORP	COM	88/12/31-03/12/31	12/1/2003	7,819 19	6,352 00	1,467 19
3,100 00	SUPERIOR FINL CORP DEL	COM	88/12/31-03/12/31	8/28/2003	73,825 00	73,253 00	372 00
300 00	THOMAS INDS INC	COM	88/12/31-03/12/31	11/14/2003	9,210 19	8,199 00	1,011 19
500 00	THOMAS INDS INC	COM	88/12/31-03/12/31	11/17/2003	15,210 43	13,665 00	1,545 43
400 00	THOMAS INDS INC	COM	88/12/31-03/12/31	11/18/2003	12,265 02	10,932 00	1,333 02
600 00	TIBCO SOFTWARE INC	COM	88/12/31-03/12/31	8/14/2003	2,900 98	2,776 56	124 42
11 500 00	TIMBERLINE SOFTWARE CORP	COM	88/12/31-03/12/31	9/22/2003	94,875 00	71,185 00	23,690 00
400 00	UNITED STATIONERS INC	COM	88/12/31-03/12/31	8/1/2003	15,618 82	14,960 00	658 82
200 00	UNITED STATIONERS INC	COM	88/12/31-03/12/31	8/12/2003	7,737 37	7,480 00	257 37
1,400 00	UNITED STATIONERS INC	COM	88/12/31-03/12/31	8/13/2003	54,592 40	52,360 00	2,232 40
200 00	UNITED STATIONERS INC	COM	88/12/31-03/12/31	8/13/2003	7,798 87	7,480 00	318 87
200 00	UNITED STATIONERS INC	COM	88/12/31-03/12/31	8/19/2003	8,079 62	7,480 00	599 62
300 00	UNITED STATIONERS INC	COM	88/12/31-03/12/31	8/20/2003	12,065 43	11,220 00	845 43
400 00	UNITED STATIONERS INC	COM	88/12/31-03/12/31	8/21/2003	16,390 59	14,960 00	1,430 59
900 00	UNITED STATIONERS INC	COM	88/12/31-03/12/31	9/2/2003	36,776 23	33,660 00	3,116 23
100 00	UNITED STATIONERS INC	COM	88/12/31-03/12/31	9/3/2003	4,097 80	3,740 00	357 80
200 00	UNITED STATIONERS INC	COM	88/12/31-03/12/31	9/3/2003	8,191 37	7,480 00	711 37
200 00	USF CORP	COM	88/12/31-03/12/31	11/26/2003	8,636 57	8,655 00	(18 43)
2,600 00	WEBMETHODS INC	COM	88/12/31-03/12/31	10/22/2003	23,985 89	20,800 00	3,185 89
1,300 00	WEBMETHODS INC	COM	88/12/31-03/12/31	10/23/2003	11,747 28	10,400 00	1,347 28
3,600 00	WEBMETHODS INC	COM	88/12/31-03/12/31	11/12/2003	33,807 30	28,800 00	4,807 30
1,500 00	WEBMETHODS INC	COM	88/12/31-03/12/31	11/17/2003	14,270 78	12,000 00	2,270 78
100 00	WEBMETHODS INC	COM	88/12/31-03/12/31	11/18/2003	856 11	800 00	56 11
2,400 00	WEBMETHODS INC	COM	88/12/31-03/12/31	11/19/2003	22,960 92	19,200 00	3,760 92
100 00	WILLBROS GROUP INC	COM	88/12/31-03/12/31	9/3/2003	1,018 95	1,000 00	18 95
600 00	WILLBROS GROUP INC	COM	88/12/31-03/12/31	9/3/2003	6,075 55	6,000 00	75 55
1,100 00	WILLBROS GROUP INC	COM	88/12/31-03/12/31	9/4/2003	11,155 01	11,000 00	155 01
600 00	WILLBROS GROUP INC	COM	88/12/31-03/12/31	9/5/2003	6,071 59	6,000 00	71 59
400 00	WILLBROS GROUP INC	COM	88/12/31-03/12/31	9/8/2003	4,024 89	4,000 00	24 89
300 00	WILLBROS GROUP INC	COM	88/12/31-03/12/31	9/9/2003	2,995 17	3,000 00	(4 83)
100 00	WILLBROS GROUP INC	COM	88/12/31-03/12/31	9/10/2003	992 30	1,000 00	(7 70)
100 00	WILLBROS GROUP INC	COM	88/12/31-03/12/31	9/11/2003	995 41	1,000 00	(4 59)
500 00	WILLBROS GROUP INC	COM	88/12/31-03/12/31	9/12/2003	4,955 51	5,000 00	(44 49)
100 00	WILLBROS GROUP INC	COM	88/12/31-03/12/31	9/15/2003	1,006 28	1,000 00	6 28
400 00	WILLBROS GROUP INC	COM	88/12/31-03/12/31	9/16/2003	4,016 85	4,000 00	16 85
700 00	WILLBROS GROUP INC	COM	88/12/31-03/12/31	9/17/2003	6,994 14	7,000 00	(5 86)
400 00	WILLBROS GROUP INC	COM	88/12/31-03/12/31	9/18/2003	3,990 25	4,000 00	(9 75)
300 00	WILLBROS GROUP INC	COM	88/12/31-03/12/31	9/23/2003	3,152 85	3,000 00	152 85
300 00	WILLBROS GROUP INC	COM	88/12/31-03/12/31	9/29/2003	2,991 39	3,000 00	(8 61)
600 00	WILLBROS GROUP INC	COM	88/12/31-03/12/31	9/29/2003	5,969 71	6,000 00	(30 29)
500 00	WILLBROS GROUP INC	COM	88/12/31-03/12/31	9/30/2003	4,964 76	5,000 00	(35 24)
6,300 00	ZALE CORP NEW	COM	88/12/31-03/12/31	7/29/2003	302,400 00	298,730 00	3,670 00
500 00	ZALE CORP NEW	COM	88/12/31-03/12/31	11/11/2003	27,380 11	24,172 02	3,208 09
200 00	ZALE CORP NEW	COM	88/12/31-03/12/31	12/3/2003	11,140 47	9,420 00	1,720 47
900 00	ARCH CAP GROUP LTD	COM	88/12/31-03/12/31	12/8/2003	34,828 36	31,806 00	3,022 36
300 00	IPC HOLDINGS LTD BERMUDA	SHS	88/12/31-03/12/31	7/17/2003	10,514 50	10,545 00	(30 50)
300 00	IPC HOLDINGS LTD BERMUDA	SHS	88/12/31-03/12/31	7/17/2003	10,549 00	10,545 00	4 00
100 00	IPC HOLDINGS LTD BERMUDA	SHS	88/12/31-03/12/31	10/1/2003	3,538 97	3,515 00	23 97
400 00	IPC HOLDINGS LTD BERMUDA	SHS	88/12/31-03/12/31	10/2/2003	14,133 29	14,060 00	73 29
200 00	IPC HOLDINGS LTD BERMUDA	SHS	88/12/31-03/12/31	10/3/2003	7,218 30	7,030 00	188 30
100 00	IPC HOLDINGS LTD BERMUDA	SHS	88/12/31-03/12/31	10/6/2003	3,571 63	3,515 00	56 63
300 00	IPC HOLDINGS LTD BERMUDA	SHS	88/12/31-03/12/31	10/7/2003	10,528 39	10,545 00	(16 61)
100 00	IPC HOLDINGS LTD BERMUDA	SHS	88/12/31-03/12/31	12/4/2003	3,822 01	3,515 00	307 01
200 00	IPC HOLDINGS LTD BERMUDA	SHS	88/12/31-03/12/31	12/5/2003	7,654 18	7,030 00	624 18
3,700 00	SCOTTISH ANNUITY + LIFE	SHS	88/12/31-03/12/31	7/18/2003	80,120 48	78,921 00	1,199 48
2,100 00	SCOTTISH ANNUITY + LIFE	SHS	88/12/31-03/12/31	7/21/2003	45,095 59	44,793 00	302 59
2,400 00	SCOTTISH ANNUITY + LIFE	SHS	88/12/31-03/12/31	8/28/2003	55,588 43	51,192 00	4,406 43
900 00	SCOTTISH RE GROUP LTD	SHS	88/12/31-03/12/31	9/12/2003	21,797 60	19,197 00	2,600 60
1,300 00	SCOTTISH RE GROUP LTD	SHS	88/12/31-03/12/31	9/30/2003	31,422 77	27,729 00	3,693 77
600 00	SCOTTISH RE GROUP LTD	SHS	88/12/31-03/12/31	10/1/2003	14,687 55	12,798 00	1,889 55
1,000 00	SCOTTISH RE GROUP LTD	SHS	88/12/31-03/12/31	10/2/2003	24,474 65	21,330 00	3,144 65
300 00	SCOTTISH RE GROUP LTD	SHS	88/12/31-03/12/31	10/3/2003	7,193 21	6,399 00	794 21
900 00	SCOTTISH RE GROUP LTD	SHS	88/12/31-03/12/31	10/3/2003	21,842 09	19,197 00	2,645 09
700 00	SCOTTISH RE GROUP LTD	SHS	88/12/31-03/12/31	11/6/2003	15,014 29	14,931 00	83 29
100 00	WHITE MOUNTAINS INS GROUP LTD	SHS	88/12/31-03/12/31	10/1/2003	41,096 07	38,200 00	2,896 07
100 00	WHITE MOUNTAINS INS GROUP LTD	SHS	88/12/31-03/12/31	10/21/2003	43,256 99	39,200 00	4,056 99
100 00	WHITE MOUNTAINS INS GROUP LTD	SHS	88/12/31-03/12/31	12/3/2003	44,522 36	38,200 00	6,322 36
100 00	WHITE MOUNTAINS INS GROUP LTD	SHS	88/12/31-03/12/31	12/5/2003	44,638 23	38,200 00	6,438 23
800 00	TEEKAY SHIPPING CORP	SHS	88/12/31-03/12/31	7/22/2003	34,775 73	34,648 00	127 73
2,100 00	TEEKAY SHIPPING CORP	SHS	88/12/31-03/12/31	7/24/2003	93,361 20	90,951 00	2,410 20
20,000 00	CHINA STHN AIRLINE	H CNY1	88/12/31-03/12/31	12/17/2003	8,327 92	8,285 03	42 89
18,000 00	CHINA STHN AIRLINE	H CNY1	88/12/31-03/12/31	12/18/2003	7,474 71	7,456 53	18 18
14,000 00	CHINA STHN AIRLINE	H CNY1	88/12/31-03/12/31	12/19/2003	5,942 48	5,799 52	142 96
8,000 00	CHINA STHN AIRLINE	H CNY1	88/12/31-03/12/31	12/22/2003	3,391 83	3,314 01	77 82

THE ROCKEFELLER FOUNDATION
EMPLOYEE ID NO 13-1659829
GAIN AND LOSSES ON TAXABLE INVESTMENTS
FOR YEAR 2003

Shares/Par Value	Security Name	Security Description	Date Bought	Date Sold	Proceeds	Cost	Realized Gain/Loss
90,000.00	CHINA STHN AIRLINE	H CNY1	86/12/31-03/12/31	12/23/2003	38,189.93	37,282.63	907.30
3,400.00	BEC WORLD	THB10(ALIEN MKT)	86/12/31-03/12/31	11/12/2003	20,664.44	20,523.02	141.42
2,700.00	BEC WORLD	THB10(ALIEN MKT)	86/12/31-03/12/31	11/20/2003	15,994.24	18,287.69	(303.45)
900.00	BEC WORLD	THB10(ALIEN MKT)	86/12/31-03/12/31	11/21/2003	5,034.83	5,432.56	(397.73)
1,000.00	BEC WORLD	THB10(ALIEN MKT)	86/12/31-03/12/31	11/26/2003	5,528.05	6,036.18	(508.13)
2,800.00	BEC WORLD	THB10(ALIEN MKT)	86/12/31-03/12/31	12/2/2003	14,425.90	15,694.08	(1,268.18)
38,000.00	YANZHOU COAL MININ	H CNY1	86/12/31-03/12/31	12/16/2003	35,413.02	30,085.71	5,327.31
44,000.00	YANZHOU COAL MININ	H CNY1	86/12/31-03/12/31	12/17/2003	38,811.65	34,836.09	3,975.56
22,000.00	CHINA EAST AIRLINE	H CNY1	86/12/31-03/12/31	12/4/2003	3,733.49	3,876.95	(143.46)
338,000.00	CHINA EAST AIRLINE	H CNY1	86/12/31-03/12/31	12/5/2003	57,359.95	59,564.10	(2,204.15)
1,100.00	DAELIM INDUSTRIAL	KRW5000	86/12/31-03/12/31	12/12/2003	33,877.62	28,386.18	5,491.44
1,100.00	DAELIM INDUSTRIAL	KRW5000	86/12/31-03/12/31	12/15/2003	35,171.63	28,386.18	6,785.45
20,000.00	ASTRA INTL	IDR 500 DEMAT	86/12/31-03/12/31	12/1/2003	10,566.46	10,454.93	111.53
9,500.00	ASTRA INTL	IDR 500 DEMAT	86/12/31-03/12/31	12/2/2003	5,001.78	4,966.09	35.69
15,000.00	ASTRA INTL	IDR 500 DEMAT	86/12/31-03/12/31	12/3/2003	8,005.56	7,841.20	164.36
12,500.00	ASTRA INTL	IDR 500 DEMAT	86/12/31-03/12/31	12/4/2003	6,641.57	6,534.33	107.24
71,000.00	ASTRA INTL	IDR 500 DEMAT	86/12/31-03/12/31	12/5/2003	37,794.16	37,115.02	679.14
18,000.00	ALUMINIUM CORP CHN	H CNY1	86/12/31-03/12/31	12/12/2003	11,129.57	8,351.93	2,777.64
14,000.00	ALUMINIUM CORP CHN	H CNY1	86/12/31-03/12/31	12/15/2003	10,090.17	7,307.94	2,782.23
38,100.00	LAND + HOUSES	THB1 (ALIEN MKT)	86/12/31-03/12/31	12/1/2003	12,399.16	13,025.29	(626.13)
21,800.00	LAND + HOUSES	THB1 (ALIEN MKT)	86/12/31-03/12/31	12/3/2003	7,065.11	7,452.79	(387.68)
29,600.00	LAND + HOUSES	THB1 (ALIEN MKT)	86/12/31-03/12/31	12/16/2003	9,662.01	10,119.39	(457.38)
73,800.00	LAND + HOUSES	THB1 (ALIEN MKT)	86/12/31-03/12/31	12/30/2003	24,158.35	25,230.10	(1,071.75)
29,700.00	LAND + HOUSES	THB1 (ALIEN MKT)	86/12/31-03/12/31	12/31/2003	9,694.04	10,153.57	(459.53)
132,000.00	CHINA LIFE INSURANCE	HCNY1	86/12/31-03/12/31	12/30/2003	114,013.14	61,638.14	52,375.00
250.00	SAMSUNG ELECTRONIC	KRW5000	86/12/31-03/12/31	11/28/2003	95,873.18	101,294.82	(5,421.64)
TOTAL EQUITY COMMON STOCK					961,729,926.79	968,902,666.64	(37,172,666.76)

EQUITY PREFERRED STOCK

2,210,000.00	SIDER DE TUBARAO	PREF NPV	86/12/31-03/12/31	1/10/2003	25,469.09	22,131.95	3,337.14
2,170,000.00	SIDER DE TUBARAO	PREF NPV	86/12/31-03/12/31	1/13/2003	24,938.37	18,334.39	6,603.98
470,000.00	SIDER DE TUBARAO	PREF NPV	86/12/31-03/12/31	1/16/2003	5,245.93	3,767.63	1,478.30
2,470,000.00	SIDER DE TUBARAO	PREF NPV	86/12/31-03/12/31	1/16/2003	27,569.04	19,800.10	7,768.94
33,280,000.00	GERDAU SA SIDERURG	PREF NPV	86/12/31-03/12/31	5/2/2003	246,340.71	281,971.92	(35,631.21)
3,090,054.00	CEB CIA ENERG BRAS	PREF A NPV	86/12/31-03/12/31	8/15/2003	17,731.96	380,158.11	(362,426.15)
2,700,000.00	CEMIG CIA ENERG MG	PREF BRLO 01	86/12/31-03/12/31	7/1/2003	25,740.15	34,715.67	(8,975.52)
2,900,000.00	CEMIG CIA ENERG MG	PREF BRLO 01	86/12/31-03/12/31	7/2/2003	28,810.75	32,700.45	(4,089.70)
2,600,000.00	CEMIG CIA ENERG MG	PREF BRLO 01	86/12/31-03/12/31	7/7/2003	25,426.58	27,941.98	(2,515.40)
2,600,000.00	CEMIG CIA ENERG MG	PREF BRLO 01	86/12/31-03/12/31	7/8/2003	25,455.93	26,330.83	(874.90)
3,100,000.00	CEMIG CIA ENERG MG	PREF BRLO 01	86/12/31-03/12/31	7/10/2003	29,985.93	30,881.49	(895.56)
2,600,000.00	CEMIG CIA ENERG MG	PREF BRLO 01	86/12/31-03/12/31	7/11/2003	24,810.99	25,505.01	(694.02)
2,900,000.00	CEMIG CIA ENERG MG	PREF BRLO 01	86/12/31-03/12/31	7/14/2003	27,884.57	29,447.90	(1,563.33)
3,300,000.00	CEMIG CIA ENERG MG	PREF BRLO 01	86/12/31-03/12/31	7/15/2003	32,206.51	32,371.75	(165.24)
2,600,000.00	CEMIG CIA ENERG MG	PREF BRLO 01	86/12/31-03/12/31	7/25/2003	24,989.16	25,363.17	(374.01)
3,200,000.00	CEMIG CIA ENERG MG	PREF BRLO 01	86/12/31-03/12/31	7/28/2003	30,205.77	31,008.94	(803.17)
3,100,000.00	CEMIG CIA ENERG MG	PREF BRLO 01	86/12/31-03/12/31	7/29/2003	28,740.59	29,035.08	(294.49)
5,000,000.00	CEMIG CIA ENERG MG	PREF BRLO 01	86/12/31-03/12/31	9/10/2003	61,770.90	44,691.36	16,779.54
8,000.00	SUZANO PAP CEL(CIA)	PREF NPV	86/12/31-03/12/31	9/12/2003	28,334.09	20,959.67	7,374.42
3,000.00	SUZANO PAP CEL(CIA)	PREF NPV	86/12/31-03/12/31	9/17/2003	10,237.80	7,859.88	2,377.92
7,000.00	SUZANO PAP CEL(CIA)	PREF NPV	86/12/31-03/12/31	9/18/2003	25,209.68	18,339.71	6,869.97
10,000.00	SUZANO PAP CEL(CIA)	PREF NPV	86/12/31-03/12/31	10/2/2003	36,617.20	26,199.59	10,417.61
13,300,000.00	COPEL PARANA ENERG	PREF B NPV	86/12/31-03/12/31	3/19/2003	32,388.17	29,338.25	3,049.92
190,000.00	CAEMI MIN E METAL	PRF NPV	86/12/31-03/12/31	5/6/2003	25,885.37	32,628.07	(6,742.70)
190,000.00	CAEMI MIN E METAL	PRF NPV	86/12/31-03/12/31	5/13/2003	25,818.42	32,527.43	(6,709.01)
190,000.00	CAEMI MIN E METAL	PRF NPV	86/12/31-03/12/31	5/15/2003	25,826.94	32,376.80	(6,549.86)
190,000.00	CAEMI MIN E METAL	PRF NPV	86/12/31-03/12/31	5/16/2003	25,904.98	30,982.82	(5,077.84)
170,000.00	CAEMI MIN E METAL	PRF NPV	86/12/31-03/12/31	7/29/2003	32,198.75	25,450.00	6,748.75
100,000.00	CAEMI MIN E METAL	PRF NPV	86/12/31-03/12/31	7/29/2003	18,940.44	16,306.74	2,633.70
1,723,300.00	CEB CIA ENERG BRAS	PRF B NPV	86/12/31-03/12/31	1/16/2003	6,258.68	-	6,258.68
44,000.00	EMBRACO EMP BRS CO	PREF SHS NPV	86/12/31-03/12/31	1/15/2003	23,254.17	18,521.76	4,732.41
251,000.00	CELULAR CRT PARTIC	PRF A NPV	86/12/31-03/12/31	9/12/2003	40,440.93	30,343.85	10,097.08
144,000.00	CELULAR CRT PARTIC	PRF A NPV	86/12/31-03/12/31	10/24/2003	25,165.53	18,678.79	6,486.74
147,000.00	CELULAR CRT PARTIC	PRF A NPV	86/12/31-03/12/31	10/27/2003	25,879.84	18,533.97	7,345.87
145,000.00	CELULAR CRT PARTIC	PRF A NPV	86/12/31-03/12/31	11/21/2003	26,223.13	12,805.40	13,417.73
150,000.00	CELULAR CRT PARTIC	PRF A NPV	86/12/31-03/12/31	12/4/2003	27,575.34	12,261.38	15,313.96
206,000.00	CELULAR CRT PARTIC	PRF A NPV	86/12/31-03/12/31	12/10/2003	37,693.04	16,838.96	20,854.08
31,000.00	ITAUSA INV ITAU SA	PREF NPV	86/12/31-03/12/31	6/25/2003	25,469.82	28,274.38	(2,804.56)
32,000.00	ITAUSA INV ITAU SA	PREF NPV	86/12/31-03/12/31	6/30/2003	25,404.53	22,824.59	2,579.94
32,000.00	ITAUSA INV ITAU SA	PREF NPV	86/12/31-03/12/31	7/2/2003	26,044.16	22,132.37	3,911.79
56,000.00	ITAUSA INV ITAU SA	PREF NPV	86/12/31-03/12/31	7/25/2003	47,946.42	37,570.36	10,376.06
48,000.00	ITAUSA INV ITAU SA	PREF NPV	86/12/31-03/12/31	7/29/2003	38,746.79	27,745.38	11,001.41
49,000.00	ITAUSA INV ITAU SA	PREF NPV	86/12/31-03/12/31	9/1/2003	47,882.96	28,446.05	19,436.91
36,000.00	ITAUSA INV ITAU SA	PREF NPV	86/12/31-03/12/31	9/12/2003	34,416.84	20,175.90	14,240.94
27,000.00	ITAUSA INV ITAU SA	PREF NPV	86/12/31-03/12/31	9/15/2003	25,828.12	14,954.61	10,873.51
28,000.00	ITAUSA INV ITAU SA	PREF NPV	86/12/31-03/12/31	9/18/2003	24,915.56	14,335.85	10,579.71
27,000.00	ITAUSA INV ITAU SA	PREF NPV	86/12/31-03/12/31	9/17/2003	25,059.17	14,762.40	10,296.77
32,000.00	ITAUSA INV ITAU SA	PREF NPV	86/12/31-03/12/31	9/18/2003	29,872.61	17,469.54	12,403.07
27,000.00	ITAUSA INV ITAU SA	PREF NPV	86/12/31-03/12/31	9/22/2003	25,505.09	14,712.71	10,792.38
48,000.00	ITAUSA INV ITAU SA	PREF NPV	86/12/31-03/12/31	9/24/2003	42,808.78	25,042.84	17,765.94
25,000.00	ITAUSA INV ITAU SA	PREF NPV	86/12/31-03/12/31	11/24/2003	25,031.86	13,407.38	11,624.48
28,000.00	ITAUSA INV ITAU SA	PREF NPV	86/12/31-03/12/31	11/25/2003	28,110.36	13,943.69	12,166.67
28,000.00	ITAUSA INV ITAU SA	PREF NPV	86/12/31-03/12/31	12/3/2003	26,823.73	13,840.20	12,983.53
1,016,100.00	BCO ITAU HOLDING FINANCEIRA	PRF NPV	86/12/31-03/12/31	4/25/2003	64,821.92	61,995.79	2,826.13
399,800.00	BCO ITAU HOLDING FINANCEIRA	PRF NPV	86/12/31-03/12/31	5/21/2003	28,394.93	24,052.32	2,342.61

THE ROCKEFELLER FOUNDATION
EMPLOYEE ID NO 13-1659829
GAIN AND LOSSES ON TAXABLE INVESTMENTS
FOR YEAR 2003

Shares/Par Value	Security Name	Security Description	Date Bought	Date Sold	Proceeds	Cost	Realized Gain/Loss
411,300 00	BCO ITAU HOLDING FINANCEIRA	PRF NPV	86/12/31-03/12/31	5/22/2003	27,556 01	24,726 96	2,829 05
374 400 00	BCO ITAU HOLDING FINANCEIRA	PRF NPV	86/12/31-03/12/31	5/23/2003	25,818 47	22,508 57	3,309 90
387,900 00	BCO ITAU HOLDING FINANCEIRA	PRF NPV	86/12/31-03/12/31	5/27/2003	25,899 11	23,100 62	2,798 49
973,000 00	BCO ITAU HOLDING FINANCEIRA	PRF NPV	86/12/31-03/12/31	5/29/2003	67,958 73	55,868 29	12,090 44
29,900 00	MARCOPOLO SA	PREF NPV	86/12/31-03/12/31	8/6/2003	38,963 65	49,106 45	(12,142 80)
27,400 00	MARCOPOLO SA	PREF NPV	86/12/31-03/12/31	8/8/2003	34,338 70	43,895 87	(9,557 17)
2,200 00	GERDAU SA SIDERURG	PRF NPV	86/12/31-03/12/31	6/17/2003	24,935 61	16,214 64	8,720 97
2,700 00	GERDAU SA SIDERURG	PRF NPV	86/12/31-03/12/31	6/18/2003	30,001 06	19,627 73	10,373 33
2,800 00	GERDAU SA SIDERURG	PRF NPV	86/12/31-03/12/31	6/20/2003	29,798 22	20,227 04	9,571 18
2,300 00	GERDAU SA SIDERURG	PRF NPV	86/12/31-03/12/31	6/25/2003	25,725 78	16,615 06	9,110 72
3,300 00	GERDAU SA SIDERURG	PRF NPV	86/12/31-03/12/31	6/28/2003	37,463 85	23,592 88	13,870 97
3,400 00	GERDAU SA SIDERURG	PRF NPV	86/12/31-03/12/31	6/27/2003	38,836 11	21,932 99	16,903 12
2 100 00	METALURGICA GERDAU	PRP NPV	86/12/31-03/12/31	6/30/2003	25,292 14	8,389 35	16,902 79
2 000 00	METALURGICA GERDAU	PRP NPV	86/12/31-03/12/31	7/8/2003	24,947 89	7,989 86	16,958 03
3,600 00	METALURGICA GERDAU	PRP NPV	86/12/31-03/12/31	7/29/2003	45,042 33	14,338 39	30,705 94
1,700 00	METALURGICA GERDAU	PRP NPV	86/12/31-03/12/31	9/11/2003	27,698 76	5,623 00	22,075 76
2,900 00	METALURGICA GERDAU	PRP NPV	86/12/31-03/12/31	9/29/2003	41,228 88	5,592 18	31,636 70
3,100 00	METALURGICA GERDAU	PRP NPV	86/12/31-03/12/31	12/1/2003	55,572 69	10,253 71	45,318 98
1,800,000 00	VOTORANTIM PAPEL E	PREF NPV	86/12/31-03/12/31	7/25/2003	81,249 89	24,745 78	56,504 11
800,000 00	VOTORANTIM PAPEL E	PREF NPV	86/12/31-03/12/31	7/28/2003	36,967 33	10,998 12	25,969 21
6,900 00	PETROL BRASILEIROS	PREF NPV	86/12/31-03/12/31	3/17/2003	92,008 05	172,438 58	(80,428 53)
7,300 00	PETROL BRASILEIROS	PREF NPV	86/12/31-03/12/31	3/18/2003	98,124 61	156,484 12	(58,359 51)
1,800,000 00	TELEMAR NORTE LEST	PRF A NPV	86/12/31-03/12/31	6/25/2003	26,147 63	28,033 78	(1,886 15)
2,000,000 00	TELEMAR NORTE LEST	PRF A NPV	86/12/31-03/12/31	6/26/2003	26,602 26	29,145 50	(2,543 24)
2,100,000 00	TELEMAR NORTE LEST	PRF A NPV	86/12/31-03/12/31	7/29/2003	28,392 88	29,447 79	(1,054 91)
1,900,000 00	TELEMAR NORTE LEST	PRF A NPV	86/12/31-03/12/31	7/30/2003	25,388 72	26,643 24	(1,254 52)
3,000,000 00	TELEMAR NORTE LEST	PRF A NPV	86/12/31-03/12/31	8/1/2003	39,416 85	42,088 27	(2,671 42)
1,400,000 00	TELEMAR NORTE LEST	PRF A NPV	86/12/31-03/12/31	11/20/2003	25,861 05	24,055 15	1,805 90
1,800,000 00	TELEMAR NORTE LEST	PRF A NPV	86/12/31-03/12/31	11/24/2003	34,356 11	29,684 25	4,671 86
1,063 00	BCO BRADESCO SA	PREF SHS NPV	86/12/31-03/12/31	8/26/2003	4 39	4 86	(0 47)
498 00	ELEKTRO ELET E SER	PREF NPV	86/12/31-03/12/31	8/26/2003	0 63	2 43	(1 80)
886 00	BRADESPAR SA	PRF NPV	86/12/31-03/12/31	8/26/2003	0 22	0 67	(0 45)
1,150 00	CASINO GUICH PERR	PRF SHS FRF10	86/12/31-03/12/31	4/3/2003	59,621 99	58,148 07	3,473 92
2,350 00	FRESENIUS MEDICAL	NON VTG PRF NPV	86/12/31-03/12/31	4/22/2003	83,197 70	75,411 45	7,786 25
4,250 00	BOSS (HUGO) AG	PRF NPV	86/12/31-03/12/31	10/16/2003	85,653 74	58,142 12	27,511 62
356 00	GENESIS HEALTH VENTURES INC	PFD CONV PIK 6 00	86/12/31-03/12/31	1/29/2003	29,885 30	34,891 20	(5,005 90)
12,172 00	PRO FUND INTERNATIONAL S A		86/12/31-03/12/31	7/7/2003	12,172 00	-	12,172 00
5,000 00	INTERNATIONAL PAPER CAP TR	PFD CONV 5 25 CONV INTO COM	86/12/31-03/12/31	3/14/2003	246,492 58	238,165 00	10,327 58
2,400 00	PHILIPPINE LONG DISTANCE	SPON GDS REP PFD SER III	86/12/31-03/12/31	3/4/2003	57,478 26	95,346 00	(37,867 74)
25,600 00	PHILIPPINE LONG DISTANCE	SPON GDS REP PFD SER III	86/12/31-03/12/31	3/5/2003	607,981 66	934,656 50	(326,674 84)
200 00	PORSCHE AG	NON VTG PRF NPV	86/12/31-03/12/31	10/28/2003	94,681 89	94,825 32	(143 43)
4,000 00	CHUBB CORP	CORP UNIT	86/12/31-03/12/31	12/10/2003	109,464 86	110,762 80	(1,297 94)
800 00	FORD MTR CO CAP TR II	TR ORIGINATED PFD SECS	86/12/31-03/12/31	6/20/2003	37,558 24	45,120 00	(7,561 76)
6,700 00	FORD MTR CO CAP TR II	TR ORIGINATED PFD SECS	86/12/31-03/12/31	9/17/2003	302,825 81	371,432 00	(68,606 19)
1,600 00	FORD MTR CO CAP TR II	TR ORIGINATED PFD SECS	86/12/31-03/12/31	10/15/2003	75,026 08	77,344 00	(2,317 92)
300 00	HENKEL KGAA	NON VTG PRF NPV	86/12/31-03/12/31	9/4/2003	19,418 39	21,663 95	(2,245 56)
400 00	HENKEL KGAA	NON VTG PRF NPV	86/12/31-03/12/31	9/5/2003	26,318 07	28,885 27	(2 567 20)
200 00	HENKEL KGAA	NON VTG PRF NPV	86/12/31-03/12/31	12/10/2003	14,834 34	14,442 63	391 71
300 00	HENKEL KGAA	NON VTG PRF NPV	86/12/31-03/12/31	12/11/2003	22,141 45	21,663 95	477 50
500 00	HENKEL KGAA	NON VTG PRF NPV	86/12/31-03/12/31	12/15/2003	36,445 71	38,106 59	339 12
TOTAL EQUITY PREFERRED STOCK					4,862,864.74	6,186,430.14	(323,675.40)
DEPOSITORY RECEIPTS							
2 300 00	TEVA PHARMACEUTICAL INDS LTD	ADR	86/12/31-03/12/31	1/16/2003	87,654 95	88,561 50	(906 55)
100 00	TEVA PHARMACEUTICAL INDS LTD	ADR	86/12/31-03/12/31	1/21/2003	3,827 88	3,850 50	(22 62)
4,800 00	TEVA PHARMACEUTICAL INDS LTD	ADR	86/12/31-03/12/31	1/29/2003	182,250 50	183,945 36	(1,694 86)
7,100 00	TEVA PHARMACEUTICAL INDS LTD	ADR	86/12/31-03/12/31	1/31/2003	265,886 98	273,211 00	(7,324 02)
6,400 00	TEVA PHARMACEUTICAL INDS LTD	ADR	86/12/31-03/12/31	2/18/2003	234,360 93	244,031 38	(9,670 43)
65,000 00	TEVA PHARMACEUTICAL INDS LTD	ADR	86/12/31-03/12/31	3/13/2003	2,392,000 00	2,421,504 16	(29,504 16)
2,500 00	TEVA PHARMACEUTICAL INDS LTD	ADR	86/12/31-03/12/31	3/11/2003	90,600 76	95,301 57	(4,700 81)
6,400 00	TEVA PHARMACEUTICAL INDS LTD	ADR	86/12/31-03/12/31	2/18/2003	234,935 63	244,282 78	(9,327 15)
5,800 00	TEVA PHARMACEUTICAL INDS LTD	ADR	86/12/31-03/12/31	1/29/2003	218,653 40	221,474 74	(2,821 34)
3,600 00	TEVA PHARMACEUTICAL INDS LTD	ADR	86/12/31-03/12/31	1/29/2003	135,823 90	138,553 04	(2,729 14)
7,000 00	TEVA PHARMACEUTICAL INDS LTD	ADR	86/12/31-03/12/31	1/16/2003	266,642 96	269,535 00	(2,892 04)
1,200 00	TEVA PHARMACEUTICAL INDS LTD	ADR	86/12/31-03/12/31	1/16/2003	45,826 61	46,206 00	(379 39)
2,300 00	AMERICA MOVIL S A DEC V	SPONS ADR REPSTG SER L SHS	86/12/31-03/12/31	6/9/2003	40,048 02	41,599 64	(1,551 62)
8,600 00	AMERICA MOVIL S A DEC V	SPONS ADR REPSTG SER L SHS	86/12/31-03/12/31	8/26/2003	191 580 10	133,840 44	57,739 66
2,200 00	AMERICA MOVIL S A DEC V	SPONS ADR REPSTG SER L SHS	86/12/31-03/12/31	11/20/2003	54 241 76	32,045 03	22 196 73
1,500 00	AMERICA MOVIL S A DEC V	SPONS ADR REPSTG SER L SHS	86/12/31-03/12/31	12/8/2003	40,044 82	21,220 20	18 824 62
1,100 00	AMERICA MOVIL S A DEC V	SPONS ADR REPSTG SER L SHS	86/12/31-03/12/31	12/9/2003	29 344 42	15 561 48	13 782 94
5,320 00	BENPRESS HLDGS CORP	144A GDR	86/12/31-03/12/31	4/11/2003	212 79	16,013 20	(15 800 41)
1,500 00	BRASIL TELECOM PARTICIPACOES	SPONSORED ADR REPSTG PFD SHS	86/12/31-03/12/31	4/24/2003	48,203 99	45,876 39	2,327 60
800 00	BRASIL TELECOM PARTICIPACOES	SPONSORED ADR REPSTG PFD SHS	86/12/31-03/12/31	4/25/2003	25,366 33	24,467 41	898 92
900 00	BRASIL TELECOM PARTICIPACOES	SPONSORED ADR REPSTG PFD SHS	86/12/31-03/12/31	4/25/2003	28,830 23	27,525 84	1,304 39
1,300 00	BRASIL TELECOM PARTICIPACOES	SPONSORED ADR REPSTG PFD SHS	86/12/31-03/12/31	4/28/2003	42,440 67	39,759 54	2,681 13
800 00	BRASIL TELECOM PARTICIPACOES	SPONSORED ADR REPSTG PFD SHS	86/12/31-03/12/31	4/29/2003	28,125 88	24,467 41	3,658 47
800 00	BRASIL TELECOM PARTICIPACOES	SPONSORED ADR REPSTG PFD SHS	86/12/31-03/12/31	5/2/2003	28,432 10	24,049 96	4,382 14
1 100 00	BRASIL TELECOM PARTICIPACOES	SPONSORED ADR REPSTG PFD SHS	86/12/31-03/12/31	5/5/2003	38,497 75	32,112 03	6,385 72
1,600 00	BRASIL TELECOM PARTICIPACOES	SPONSORED ADR REPSTG PFD SHS	86/12/31-03/12/31	5/6/2003	54,654 07	45,537 24	9,296 83
1,400 00	BRASIL TELECOM PARTICIPACOES	SPONSORED ADR REPSTG PFD SHS	86/12/31-03/12/31	5/7/2003	48,622 10	39,253 63	9,368 47
900 00	BRASIL TELECOM PARTICIPACOES	SPONSORED ADR REPSTG PFD SHS	86/12/31-03/12/31	6/12/2003	34,756 01	25,213 02	9,542 99
1,600 00	BRASIL TELECOM PARTICIPACOES	SPONSORED ADR REPSTG PFD SHS	86/12/31-03/12/31	6/13/2003	62,266 84	43,648 12	18,618 72
1,000 00	BRASIL TELECOM PARTICIPACOES	SPONSORED ADR REPSTG PFD SHS	86/12/31-03/12/31	6/17/2003	38,764 98	26,115 57	12,649 41
700 00	BRASIL TELECOM PARTICIPACOES	SPONSORED ADR REPSTG PFD SHS	86/12/31-03/12/31	7/25/2003	25,304 16	18,031 69	7,272 47

THE ROCKEFELLER FOUNDATION
EMPLOYEE ID NO 13-1859828
GAIN AND LOSSES ON TAXABLE INVESTMENTS
FOR YEAR 2003

Shares/Par Value	Security Name	Security Description	Date Bought	Date Sold	Proceeds	Cost	Realized Gain/Loss
900.00	BRASIL TELECOM PARTICIPACOES	SPONSORED ADR REPSTG PFD SHS	86/12/31-03/12/31	7/28/2003	31,289.63	23,183.61	8,116.02
1.14	CEMEX S A	SPONSORED ADR NEW REP ORD PAI	86/12/31-03/12/31	7/9/2003	21.79	25.10	(3.31)
1,700.00	CEMEX S A	SPONSORED ADR NEW REP ORD PAI	86/12/31-03/12/31	11/19/2003	42,459.08	43,375.23	(916.15)
4,200.00	CHINA UNICOM	SPONSORED ADR	86/12/31-03/12/31	4/15/2003	22,818.78	83,958.00	(61,139.22)
1,500.00	COMPANHIA VALE DO RIO DOCE	SPONS ADR REPSTG 250 PFD SHS	86/12/31-03/12/31	1/10/2003	40,876.01	33,306.23	7,569.78
2,100.00	COMPANHIA VALE DO RIO DOCE	SPONS ADR REPSTG 250 PFD SHS	86/12/31-03/12/31	3/17/2003	55,441.27	44,311.95	11,129.32
1,000.00	COMPANHIA VALE DO RIO DOCE	SPONS ADR REPSTG 250 PFD SHS	86/12/31-03/12/31	3/21/2003	26,051.32	20,921.64	5,129.68
1,200.00	COMPANHIA VALE DO RIO DOCE	SPONS ADR REPSTG 250 PFD SHS	86/12/31-03/12/31	4/3/2003	31,704.79	24,886.56	6,818.23
1,500.00	COMPANHIA VALE DO RIO DOCE	SPONSORED ADR	86/12/31-03/12/31	4/3/2003	41,103.62	41,337.75	(234.13)
1,800.00	COMPANHIA VALE DO RIO DOCE	SPONSORED ADR	86/12/31-03/12/31	4/4/2003	43,655.07	44,079.84	(424.77)
18,200.00	COMPANHIA PARANAENSE DE ENERG	SPONSORED ADR REPSTG PFD SHS	86/12/31-03/12/31	3/18/2003	45,316.61	41,884.58	3,422.03
2,300.00	COMPANIA ANON NACL TELE DE VEZ	SPON ADR REPST 7 CL D SHRS	86/12/31-03/12/31	8/2/2003	28,993.82	62,733.39	(33,739.57)
2,100.00	COMPANIA ANON NACL TELE DE VEZ	SPON ADR REPST 7 CL D SHRS	86/12/31-03/12/31	8/3/2003	25,811.15	56,980.19	(31,149.04)
2,100.00	COMPANIA ANON NACL TELE DE VEZ	SPON ADR REPST 7 CL D SHRS	86/12/31-03/12/31	8/4/2003	25,795.40	56,949.70	(31,154.30)
4,000.00	COMPANIA ANON NACL TELE DE VEZ	SPON ADR REPST 7 CL D SHRS	86/12/31-03/12/31	8/6/2003	49,424.48	105,234.36	(55,809.88)
7,100.00	COMPANIA DE MINAS BUENAVENTURA	SPONSORED ADR REPR SER B	86/12/31-03/12/31	4/28/2003	181,864.37	91,599.28	90,265.09
2,900.00	COMPANIA DE MINAS BUENAVENTURA	SPONSORED ADR REPR SER B	86/12/31-03/12/31	4/29/2003	74,015.55	30,043.34	43,972.21
1,500.00	COMPANIA DE MINAS BUENAVENTURA	SPONSORED ADR REPR SER B	86/12/31-03/12/31	8/13/2003	54,717.74	15,378.30	39,339.44
2,200.00	EMBRAER EMPRESA BRASILEIRA DE	SPNSRD ADR REPSTG PFD SHS	86/12/31-03/12/31	7/25/2003	41,842.13	39,024.52	2,917.61
1,100.00	FOMENTO ECONOMICO MEXICANO	SPONSORED ADR UNIT 1 SER B	86/12/31-03/12/31	9/18/2003	40,866.38	54,848.75	(13,982.37)
800.00	FOMENTO ECONOMICO MEXICANO	SPONSORED ADR UNIT 1 SER B	86/12/31-03/12/31	11/19/2003	28,412.91	34,734.85	(6,321.94)
0.10	GRUPO IUSACELL S A DE C V NEW	SPONSORED ADR REPSTG SER V SH	86/12/31-03/12/31	5/13/2003	0.00	2.35	(2.35)
2,300.00	GRUPO AEROPORTUARIO DEL	SPONSORED ADR SER B	86/12/31-03/12/31	5/8/2003	29,766.12	35,810.55	(6,044.43)
42,960.00	BENPRES HOLDINGS CORP	GDR REP 20 SHS PHP1(REG S)	86/12/31-03/12/31	4/11/2003	1,718.40	139,159.02	(137,440.62)
0.64	IRSA INVERSIONES Y REPRESENT	GLOBAL DEPOSITARY RCPT	86/12/31-03/12/31	12/23/2002	3.47	12.89	(9.42)
0.58	IRSA INVERSIONES Y REPRESENT	GLOBAL DEPOSITARY RCPT	86/12/31-03/12/31	1/8/2003	0.00	11.66	(11.66)
1,400.00	BK PEKAO	GDR (REP 1 PLN1) REGS	86/12/31-03/12/31	9/11/2003	39,128.45	22,495.06	16,633.39
900.00	BK PEKAO	GDR (REP 1 PLN1) REGS	86/12/31-03/12/31	9/12/2003	25,149.80	14,461.11	10,688.69
1,000.00	JSC MMC NORILSK NICKEL	SPONSORED ADR	86/12/31-03/12/31	8/20/2003	40,248.12	32,175.00	8,073.12
700.00	JSC MMC NORILSK NICKEL	SPONSORED ADR	86/12/31-03/12/31	8/22/2003	28,052.50	22,083.50	5,969.00
700.00	JSC MMC NORILSK NICKEL	SPONSORED ADR	86/12/31-03/12/31	9/3/2003	26,315.00	20,986.00	7,329.00
4,400.00	KT CORP	SPONSORED ADR	86/12/31-03/12/31	1/23/2003	96,604.36	155,825.49	(59,221.13)
1,300.00	KT CORP	SPONSORED ADR	86/12/31-03/12/31	5/18/2003	25,211.54	42,922.82	(17,711.08)
1,900.00	KT CORP	SPONSORED ADR	86/12/31-03/12/31	5/19/2003	36,074.75	58,923.46	(22,848.71)
1,400.00	KT CORP	SPONSORED ADR	86/12/31-03/12/31	5/20/2003	26,544.01	41,754.73	(15,210.72)
4,000.00	KT CORP	SPONSORED ADR	86/12/31-03/12/31	5/21/2003	75,298.86	116,221.89	(40,923.03)
1,400.00	KT CORP	SPONSORED ADR	86/12/31-03/12/31	5/22/2003	25,951.00	39,514.15	(13,563.15)
1,300.00	KT CORP	SPONSORED ADR	86/12/31-03/12/31	10/8/2003	26,512.13	38,129.10	(9,616.97)
4,100.00	KT CORP	SPONSORED ADR	86/12/31-03/12/31	10/9/2003	85,869.24	112,942.49	(27,073.25)
3,300.00	KT CORP	SPONSORED ADR	86/12/31-03/12/31	10/10/2003	71,141.36	88,701.51	(17,560.15)
1,700.00	KT CORP	SPONSORED ADR	86/12/31-03/12/31	10/14/2003	36,159.68	44,993.88	(8,834.20)
9,200.00	KT CORP	SPONSORED ADR	86/12/31-03/12/31	10/15/2003	194,941.82	215,822.77	(20,881.15)
2,100.00	MOBILE TELESYSTEMS	SPONSORED ADR	86/12/31-03/12/31	5/21/2003	100,262.53	65,585.87	34,676.66
1,400.00	MOBILE TELESYSTEMS	SPONSORED ADR	86/12/31-03/12/31	5/22/2003	67,829.20	42,916.72	24,912.48
11,400.00	NORTE INVERSORA S A	SPONSORED ADR REPSTG PFD SER	86/12/31-03/12/31	9/9/2003	29,541.70	156,750.00	(127,208.30)
300.00	OIL CO LUKOIL	SPONSORED ADR	86/12/31-03/12/31	10/8/2003	29,400.00	21,270.00	8,130.00
500.00	OPEN JT STK CO VIMPEL COMMN	SPONSORED ADR	86/12/31-03/12/31	10/7/2003	34,301.54	22,888.80	11,412.74
400.00	OPEN JT STK CO VIMPEL COMMN	SPONSORED ADR	86/12/31-03/12/31	10/14/2003	27,796.42	18,310.88	9,485.54
400.00	OPEN JT STK CO VIMPEL COMMN	SPONSORED ADR	86/12/31-03/12/31	10/15/2003	27,675.22	18,310.88	9,364.34
600.00	OPEN JT STK CO VIMPEL COMMN	SPONSORED ADR	86/12/31-03/12/31	10/22/2003	37,773.93	24,719.40	13,054.53
1,300.00	OPEN JT STK CO VIMPEL COMMN	SPONSORED ADR	86/12/31-03/12/31	10/23/2003	81,558.05	46,476.50	35,081.55
3,500.00	PEREZ COMPANC SA NEW	SPONSORED ADR REPSTG SHS B	86/12/31-03/12/31	3/14/2003	25,124.68	26,002.81	(877.93)
3,600.00	PEREZ COMPANC SA NEW	SPONSORED ADR REPSTG SHS B	86/12/31-03/12/31	3/18/2003	25,418.47	26,490.60	(1,072.13)
3,600.00	PEREZ COMPANC SA NEW	SPONSORED ADR REPSTG SHS B	86/12/31-03/12/31	3/19/2003	25,454.84	26,178.90	(724.06)
1,800.00	PERUSAHAAN TELEKOMUNIKASI IND	SPONSORED ADR	86/12/31-03/12/31	12/1/2003	26,021.19	20,306.16	5,715.03
1,800.00	PERUSAHAAN TELEKOMUNIKASI IND	SPONSORED ADR	86/12/31-03/12/31	12/5/2003	25,751.93	20,306.16	5,445.77
1,800.00	PERUSAHAAN TELEKOMUNIKASI IND	SPONSORED ADR	86/12/31-03/12/31	12/11/2003	25,878.64	20,306.16	5,572.48
2,500.00	PERUSAHAAN TELEKOMUNIKASI IND	SPONSORED ADR	86/12/31-03/12/31	12/15/2003	36,864.76	27,521.00	9,343.76
2,600.00	PERUSAHAAN TELEKOMUNIKASI IND	SPONSORED ADR	86/12/31-03/12/31	12/16/2003	38,415.53	27,738.96	10,676.57
6,800.00	PETROLEO BRASILEIRO SA	SPONSORED ADR	86/12/31-03/12/31	3/13/2003	100,271.13	158,688.75	(58,397.62)
2,600.00	PETROLEO BRASILEIRO SA	SPONSORED ADR	86/12/31-03/12/31	5/2/2003	48,489.89	60,978.84	(12,478.95)
3,200.00	PETROLEO BRASILEIRO SA	SPONSORED ADR	86/12/31-03/12/31	5/6/2003	59,622.80	60,387.52	(764.72)
1,900.00	PETROLEO BRASILEIRO SA	SPONSORED ADR	86/12/31-03/12/31	5/12/2003	37,960.60	35,855.09	2,105.51
11,100.00	PETROLEO BRASILEIRO SA	SPONSORED ADR	86/12/31-03/12/31	5/13/2003	224,770.01	202,927.39	21,842.62
7,300.00	PETROLEO BRASILEIRO SA	SPONSORED ADR	86/12/31-03/12/31	6/25/2003	141,738.18	149,853.85	(8,115.67)
5,300.00	PETROLEO BRASILEIRO SA	SPONSORED ADR	86/12/31-03/12/31	6/26/2003	100,231.55	79,894.32	20,337.23
3,400.00	PHILIPPINE LONG DIST TEL CO	SPONSORED ADR	86/12/31-03/12/31	9/3/2003	35,575.25	112,025.45	(76,450.20)
4,800.00	PHILIPPINE LONG DIST TEL CO	SPONSORED ADR	86/12/31-03/12/31	9/5/2003	51,811.02	150,325.36	(98,514.34)
3,100.00	PHILIPPINE LONG DIST TEL CO	SPONSORED ADR	86/12/31-03/12/31	9/8/2003	34,452.71	77,536.58	(43,083.87)
4,100.00	PHILIPPINE LONG DIST TEL CO	SPONSORED ADR	86/12/31-03/12/31	9/9/2003	47,602.74	92,091.04	(44,488.30)
2,900.00	PHILIPPINE LONG DIST TEL CO	SPONSORED ADR	86/12/31-03/12/31	9/10/2003	32,796.91	50,329.48	(17,532.57)
3,100.00	PHILIPPINE LONG DIST TEL CO	SPONSORED ADR	86/12/31-03/12/31	9/15/2003	35,714.35	41,747.82	(6,033.47)
2,200.00	PHILIPPINE LONG DIST TEL CO	SPONSORED ADR	86/12/31-03/12/31	9/16/2003	26,045.68	25,157.20	888.48
7,300.00	PHILIPPINE LONG DIST TEL CO	SPONSORED ADR	86/12/31-03/12/31	9/17/2003	88,926.61	71,807.72	17,118.89
3,900.00	PHILIPPINE LONG DIST TEL CO	SPONSORED ADR	86/12/31-03/12/31	9/19/2003	46,900.37	37,502.40	9,397.97
2,000.00	POLSKI KONCERN NAFTOWY S A	GLOBAL DEPOSITARY RCPT 144A	86/12/31-03/12/31	10/8/2003	25,925.25	18,640.00	7,285.25
2,500.00	POLSKI KONCERN NAFTOWY S A	GLOBAL DEPOSITARY RCPT 144A	86/12/31-03/12/31	10/9/2003	33,375.00	23,300.00	10,075.00
4,200.00	POLSKI KONCERN NAFTOWY S A	GLOBAL DEPOSITARY RCPT 144A	86/12/31-03/12/31	10/10/2003	55,818.50	38,639.04	16,679.46
1,900.00	POLSKI KONCERN NAFTOWY S A	GLOBAL DEPOSITARY RCPT 144A	86/12/31-03/12/31	10/14/2003	25,336.69	17,522.56	7,814.13
1,500.00	SK TELECOM LTD	SPONSORED ADR	86/12/31-03/12/31	10/9/2003	27,138.08	25,095.00	2,043.08
1,800.00	SK TELECOM LTD	SPONSORED ADR	86/12/31-03/12/31	10/14/2003	34,328.53	29,669.50	4,659.03
1,700.00	SK TELECOM LTD	SPONSORED ADR	86/12/31-03/12/31	10/15/2003	32,308.98	27,784.72	4,524.26
1,200.00	SIBERIAN OIL CO	SPONSORED ADR	86/12/31-03/12/31	3/24/2003	25,659.60	24,414.00	1,245.60
1,200.00	SIBERIAN OIL CO	SPONSORED ADR	86/12/31-03/12/31	3/25/2003	28,100.00	24,414.00	3,686.00
1,100.00	SIBERIAN OIL CO	SPONSORED ADR	86/12/31-03/12/31	4/11/2003	25,080.00	22,294.00	2,786.00

THE ROCKEFELLER FOUNDATION
EMPLOYEE ID NO 13-1659629
GAIN AND LOSSES ON TAXABLE INVESTMENTS
FOR YEAR 2003

Shares/Par Value	Security Name	Security Description	Date Bought	Date Sold	Proceeds	Cost	Realized Gain/Loss
1,100 00	SIBERIAN OIL CO	SPONSORED ADR	88/12/31-03/12/31	4/16/2003	25,410 00	21,925 00	3,485 00
500 00	SIBERIAN OIL CO	SPONSORED ADR	88/12/31-03/12/31	10/17/2003	-16,000 00	11 187 50	4,812 50
1,200 00	SIBIRTELECOM OPEN JT STK CO	SPONSORED ADR	88/12/31-03/12/31	10/9/2003	29,400 00	24,552 00	4,848 00
1,700 00	SURGUTNEFTGAZ JSC	SPONSORED ADR	88/12/31-03/12/31	1/23/2003	26,043 22	8,464 08	17,579 16
1,700 00	SURGUTNEFTGAZ JSC	SPONSORED ADR	88/12/31-03/12/31	2/10/2003	25,969 77	8 287 50	17,682 27
1,900 00	SURGUTNEFTGAZ JSC	SPONSORED ADR	88/12/31-03/12/31	2/11/2003	29,757 47	9,262 50	20,494 97
5,000 00	TELE CENTRO OESTE CELULAR PART	SPONSORED ADR REPSTG PFD	88/12/31-03/12/31	4/24/2003	28,137 18	15,090 00	13,047 18
4,600 00	TELE CENTRO OESTE CELULAR PART	SPONSORED ADR REPSTG PFD	88/12/31-03/12/31	4/29/2003	26,618 49	13,882 80	12,735 69
1,000 00	TELE NORDESTE CELULAR PARTICIP	SPONSORED ADR REPSTG PFD	88/12/31-03/12/31	10/29/2003	28,135 67	17,679 83	8,455 84
1,400 00	TELE NORDESTE CELULAR PARTICIP	SPONSORED ADR REPSTG PFD	88/12/31-03/12/31	1/24/2003	37,360 61	23,266 80	14,094 01
1,200 00	TELEFONOS DE MEXICO S A	SPONSORED ADR REPSTG SH ORD L	88/12/31-03/12/31	3/14/2003	35,683 80	41,769 39	(6,085 59)
2,900 00	TELEFONOS DE MEXICO S A	SPONSORED ADR REPSTG SH ORD L	88/12/31-03/12/31	3/14/2003	86,154 37	99,834 78	(13,680 41)
4,500 00	TELEFONOS DE MEXICO S A	SPONSORED ADR REPSTG SH ORD L	88/12/31-03/12/31	3/14/2003	133,748 57	166,632 36	(34,883 79)
1,700 00	TELEFONOS DE MEXICO S A	SPONSORED ADR REPSTG SH ORD L	88/12/31-03/12/31	3/17/2003	50,830 34	57,816 66	(6,986 32)
1,200 00	TELEFONOS DE MEXICO S A	SPONSORED ADR REPSTG SH ORD L	88/12/31-03/12/31	4/3/2003	38,403 45	40,811 76	(4,408 31)
1,400 00	TELEFONOS DE MEXICO S A	SPONSORED ADR REPSTG SH ORD L	88/12/31-03/12/31	4/3/2003	42,473 03	47,613 72	(5,140 69)
3,500 00	TELEFONOS DE MEXICO S A	SPONSORED ADR REPSTG SH ORD L	88/12/31-03/12/31	4/25/2003	104,922 28	115,005 66	(10,083 38)
4,900 00	TELEFONOS DE MEXICO S A	SPONSORED ADR REPSTG SH ORD L	88/12/31-03/12/31	5/2/2003	152,325 04	153,272 33	(947 29)
1,600 00	TELEFONOS DE MEXICO S A	SPONSORED ADR REPSTG SH ORD L	88/12/31-03/12/31	11/19/2003	52,140 12	51,389 60	750 52
1,100 00	TELKOM SA LTD	SPONSORED ADR	88/12/31-03/12/31	9/9/2003	24,624 32	15,378 00	9,246 32
800 00	TELKOM SA LTD	SPONSORED ADR	88/12/31-03/12/31	9/10/2003	17,988 52	11,184 00	6,784 52
1,100 00	TELKOM SA LTD	SPONSORED ADR	88/12/31-03/12/31	9/17/2003	25,794 67	15,378 00	10,416 67
900 00	TELKOM SA LTD	SPONSORED ADR	88/12/31-03/12/31	11/4/2003	22,582 71	12,582 00	10,000 71
0 60	TENARIS S A	SPONSORED ADR	88/12/31-03/12/31	1/21/2003	1 05	10 26	(9 21)
6,200 00	TV AZTECA S A DE C V	SPONSORED ADR	88/12/31-03/12/31	3/28/2003	29 406 47	73,141 80	(43,735 33)
5,700 00	TV AZTECA S A DE C V	SPONSORED ADR	88/12/31-03/12/31	4/1/2003	26,715 78	51,892 23	(25,176 45)
7,000 00	TV AZTECA S A DE C V	SPONSORED ADR	88/12/31-03/12/31	12/24/2003	61,920 49	58,728 60	3 191 89
2,400 00	UNIBANCO UNIAO DE BANCOS BRAS	GLOBAL DEPOSITORY RCPT REPSTG	88/12/31-03/12/31	4/4/2003	38,422 96	29,761 20	8,666 76
2,600 00	UNIBANCO UNIAO DE BANCOS BRAS	GLOBAL DEPOSITORY RCPT REPSTG	88/12/31-03/12/31	4/7/2003	42,888 87	32,078 80	10,580 07
2,300 00	UNIBANCO UNIAO DE BANCOS BRAS	GLOBAL DEPOSITORY RCPT REPSTG	88/12/31-03/12/31	4/8/2003	35,850 28	28,253 71	7,596 55
1,400 00	UNIBANCO UNIAO DE BANCOS BRAS	GLOBAL DEPOSITORY RCPT REPSTG	88/12/31-03/12/31	11/20/2003	30,072 69	30,598 82	(526 13)
1,300 00	UNIBANCO UNIAO DE BANCOS BRAS	GLOBAL DEPOSITORY RCPT REPSTG	88/12/31-03/12/31	11/21/2003	28,041 90	28,248 79	(206 89)
1,200 00	UNIFIED ENERGY SYS RUSSIA	GLOBAL DEPOSITORY RCPT REG S	88/12/31-03/12/31	6/9/2003	30,720 00	25,605 60	5,114 40
1,400 00	UNIFIED ENERGY SYS RUSSIA	GLOBAL DEPOSITORY RCPT REG S	88/12/31-03/12/31	6/17/2003	36,120 00	29,873 20	6,246 80
2,000 00	UNIFIED ENERGY SYS RUSSIA	GLOBAL DEPOSITORY RCPT REG S	88/12/31-03/12/31	6/18/2003	50,850 00	42 678 00	8,174 00
5,000 00	URALSIVY ASINFORM JSC	SPONSORED ADR	88/12/31-03/12/31	9/11/2003	25,950 00	14,348 00	11,602 00
1,300 00	VOTORANTIM CELULOSE E PAPEL SA	SPONSORED ADR	88/12/31-03/12/31	4/28/2003	24,251 14	25,994 15	(1,743 01)
2,400 00	VOTORANTIM CELULOSE E PAPEL SA	SPONSORED ADR	88/12/31-03/12/31	5/7/2003	44,108 73	40 223 82	3,884 91
500 00	YUKOS CORP	SPONSORED ADR	88/12/31-03/12/31	6/24/2003	27,273 72	20,110 00	7,163 72
600 00	YUKOS CORP	SPONSORED ADR	88/12/31-03/12/31	6/25/2003	33,614 50	24,022 33	9,592 17
1,820 00	YUKOS CORP	SPONSORED ADR	88/12/31-03/12/31	9/3/2003	119,935 08	71,900 84	48,034 24
1,674 00	YUKOS CORP	SPONSORED ADR	88/12/31-03/12/31	9/3/2003	110,313 92	65,863 84	44,450 08
2,100 00	YUKOS CORP	SPONSORED ADR	88/12/31-03/12/31	10/23/2003	124 171 95	82,215 21	41,956 74
1,000 00	YUKOS CORP	SPONSORED ADR	88/12/31-03/12/31	10/24/2003	80,605 00	38,834 07	21,770 93
500 00	YUKOS CORP	SPONSORED ADR	88/12/31-03/12/31	10/28/2003	27,420 00	19 349 33	8,070 67
3,600 00	YUKOS CORP	SPONSORED ADR	88/12/31-03/12/31	11/3/2003	180 571 32	137,922 06	42,649 26
1,400 00	YUKOS CORP	SPONSORED ADR	88/12/31-03/12/31	11/4/2003	69 358 80	52,560 94	16,797 86
2,600 00	YUKOS CORP	SPONSORED ADR	88/12/31-03/12/31	11/20/2003	110,662 78	96,176 24	14,486 54
1,400 00	YUKOS CORP	SPONSORED ADR	88/12/31-03/12/31	12/8/2003	58,660 00	51,054 13	7,605 87
1,700 00	YUKOS CORP	SPONSORED ADR	88/12/31-03/12/31	12/12/2003	68,591 79	61,617 31	6,974 48
2,700 00	YUKOS CORP	SPONSORED ADR	88/12/31-03/12/31	12/15/2003	109,774 43	97,137 25	12,637 18
2,300 00	YUKOS CORP	SPONSORED ADR	88/12/31-03/12/31	12/18/2003	95,725 68	82,092 32	13,633 34
54,000 00	GRUPO FINANCIERO GALICIA S A	SPNSORED ADR REPSTG 10SHS CL E	88/12/31-03/12/31	1/14/2003	131,404 79	62,124 84	69,279 95
7,200 00	GRUPO FINANCIERO GALICIA S A	SPNSORED ADR REPSTG 10SHS CL E	88/12/31-03/12/31	1/15/2003	17,992 84	8,283 31	9,709 53
25,100 00	GRUPO FINANCIERO GALICIA S A	SPNSORED ADR REPSTG 10SHS CL E	88/12/31-03/12/31	4/22/2003	81,409 38	28,876 55	52,532 83
14,500 00	GRUPO FINANCIERO GALICIA S A	SPNSORED ADR REPSTG 10SHS CL E	88/12/31-03/12/31	5/6/2003	42,345 61	16,071 73	26,273 88
31,300 00	GRUPO FINANCIERO GALICIA S A	SPNSORED ADR REPSTG 10SHS CL E	88/12/31-03/12/31	5/7/2003	89,733 04	33,956 60	55,776 44
24,900 00	GRUPO FINANCIERO GALICIA S A	SPNSORED ADR REPSTG 10SHS CL E	88/12/31-03/12/31	5/19/2003	69,275 48	27,013 40	42,262 08
16 000 00	GRUPO FINANCIERO GALICIA S A	SPNSORED ADR REPSTG 10SHS CL E	88/12/31-03/12/31	7/1/2003	69,632 29	17,358 01	52,274 28
1,100 00	OIL CO LUKOIL	SPONSORED ADR	88/12/31-03/12/31	4/22/2003	73,622 85	71,036 02	2,586 83
700 00	OIL CO LUKOIL	SPONSORED ADR	88/12/31-03/12/31	5/6/2003	48,317 08	45,204 74	3,112 34
600 00	OIL CO LUKOIL	SPONSORED ADR	88/12/31-03/12/31	6/16/2003	44,002 70	38,746 92	5,255 78
9,000 00	NOKIA CORP	SPONSORED ADR	88/12/31-03/12/31	3/12/2003	118,325 72	253,207 55	(134,881 83)
3,800 00	NOKIA CORP	SPONSORED ADR	88/12/31-03/12/31	3/17/2003	56,478 83	62,884 25	(36,405 42)
5,800 00	NOKIA CORP	SPONSORED ADR	88/12/31-03/12/31	3/17/2003	83,290 12	138,979 80	(55,689 68)
3,800 00	NOKIA CORP	SPONSORED ADR	88/12/31-03/12/31	3/18/2003	57,210 31	91,055 80	(33,845 29)
8,500 00	NOKIA CORP	SPONSORED ADR	88/12/31-03/12/31	4/7/2003	131,743 81	200 502 10	(68,758 29)
5,500 00	NOKIA CORP	SPONSORED ADR	88/12/31-03/12/31	4/8/2003	82,498 87	126,734 13	(44,235 26)
6,100 00	NOKIA CORP	SPONSORED ADR	88/12/31-03/12/31	4/17/2003	98,367 03	134,853 03	(36,486 00)
3,300 00	NOKIA CORP	SPONSORED ADR	88/12/31-03/12/31	4/21/2003	54,249 45	72,018 41	(17,768 96)
4,900 00	NOKIA CORP	SPONSORED ADR	88/12/31-03/12/31	4/23/2003	82,944 77	105,075 39	(22,130 62)
5,400 00	NOKIA CORP	SPONSORED ADR	88/12/31-03/12/31	5/5/2003	91,619 11	114,535 22	(22,916 11)
7,500 00	NOKIA CORP	SPONSORED ADR	88/12/31-03/12/31	7/25/2003	113,463 67	157,629 33	(44,165 66)
9,100 00	NOKIA CORP	SPONSORED ADR	88/12/31-03/12/31	8/13/2003	134,873 67	179,122 97	(44,449 30)
6,800 00	NOKIA CORP	SPONSORED ADR	88/12/31-03/12/31	8/19/2003	105,054 38	129,880 00	(24,825 62)
31,200 00	NOKIA CORP	SPONSORED ADR	88/12/31-03/12/31	8/19/2003	482,014 24	564,316 16	(82,301 92)
6,800 00	NOKIA CORP	SPONSORED ADR	88/12/31-03/12/31	8/25/2003	104,345 17	118,231 09	(13,885 92)
6,700 00	NOKIA CORP	SPONSORED ADR	88/12/31-03/12/31	8/26/2003	105 462 42	113,306 15	(7,843 73)
6,500 00	NOKIA CORP	SPONSORED ADR	88/12/31-03/12/31	9/3/2003	108,929 03	75,439 73	33 489 30
6,500 00	NOKIA CORP	SPONSORED ADR	88/12/31-03/12/31	9/3/2003	108,898 48	108,929 56	1,968 92
6 900 00	NOKIA CORP	SPONSORED ADR	88/12/31-03/12/31	9/19/2003	110,615 60	54,711 66	55,903 94
10,000 00	NOKIA CORP	SPONSORED ADR	88/12/31-03/12/31	9/29/2003	157,012 62	171,484 08	(14 471 46)
6,700 00	NOKIA CORP	SPONSORED ADR	88/12/31-03/12/31	9/29/2003	106,196 04	128,737 02	(22 540 98)
6,800 00	NOKIA CORP	SPONSORED ADR	88/12/31-03/12/31	10/2/2003	107,223 18	124,037 88	(16,814 70)
6,600 00	NOKIA CORP	SPONSORED ADR	88/12/31-03/12/31	10/2/2003	109,752 84	115,060 60	(5 307 76)

THE ROCKEFELLER FOUNDATION
EMPLOYEE ID NO 13-1659629
GAIN AND LOSSES ON TAXABLE INVESTMENTS
FOR YEAR 2003

Shares/Par Value	Security Name	Security Description	Date Bought	Date Sold	Proceeds	Cost	Realized Gain/Loss
1,600 00	NOKIA CORP	SPONSORED ADR	86/12/31-03/12/31	10/3/2003	27,118 72	27,438 40	(319 68)
2,900 00	NOKIA CORP	SPONSORED ADR	86/12/31-03/12/31	10/8/2003	49,154 43	41,358 93	7,795 50
1,900 00	NOKIA CORP	SPONSORED ADR	86/12/31-03/12/31	10/8/2003	32,203 48	27,097 23	5,106 25
7,000 00	NOKIA CORP	SPONSORED ADR	86/12/31-03/12/31	10/8/2003	118,427 68	99,831 90	18,595 78
6,500 00	NOKIA CORP	SPONSORED ADR	86/12/31-03/12/31	10/21/2003	111,216 92	98,083 80	13,133 12
6,500 00	NOKIA CORP	SPONSORED ADR	86/12/31-03/12/31	10/24/2003	109,714 84	99,200 25	10,514 59
6,000 00	NOKIA CORP	SPONSORED ADR	86/12/31-03/12/31	11/3/2003	102,731 97	85,570 20	17,161 77
1,800 00	NOKIA CORP	SPONSORED ADR	86/12/31-03/12/31	12/17/2003	27,358 71	27,168 00	190 71
3,200 00	SAP AKTIENGESSELLSCHAFT	SPONSERED ADR	86/12/31-03/12/31	10/6/2003	108,161 32	107,660 48	500 84
2,900 00	SAP AKTIENGESSELLSCHAFT	SPONSERED ADR	86/12/31-03/12/31	10/8/2003	111,789 76	95,096 36	16,693 40
6,000 00	SAP AKTIENGESSELLSCHAFT	SPONSERED ADR	86/12/31-03/12/31	10/8/2003	225,131 04	200,400 00	24,731 04
1,400 00	SAP AKTIENGESSELLSCHAFT	SPONSERED ADR	86/12/31-03/12/31	11/6/2003	53,560 82	45,828 16	7,732 66
1,500 00	SAP AKTIENGESSELLSCHAFT	SPONSERED ADR	86/12/31-03/12/31	11/7/2003	57,485 55	48,045 00	9,440 55
2,700 00	SAP AKTIENGESSELLSCHAFT	SPONSERED ADR	86/12/31-03/12/31	11/19/2003	99,895 31	85,771 62	14,123 69
2,600 00	SAP AKTIENGESSELLSCHAFT	SPONSERED ADR	86/12/31-03/12/31	11/20/2003	95,902 22	80,576 84	15,325 38
26,500 00	TAIWAN SEMICONDUCTOR MFG CO LTD	SPONSORED ADR	86/12/31-03/12/31	12/17/2003	256,555 83	219,286 90	37,268 93
2,200 00	TEVA PHARMACEUTICAL INDS LTD	ADR	86/12/31-03/12/31	7/7/2003	129,334 14	116,428 84	12,905 30
3,600 00	TEVA PHARMACEUTICAL INDS LTD	ADR	86/12/31-03/12/31	8/25/2003	209,274 03	190,519 92	18,754 11
900 00	TEVA PHARMACEUTICAL INDS LTD	ADR	86/12/31-03/12/31	8/28/2003	53,668 89	45,591 66	8,077 23
1,800 00	TEVA PHARMACEUTICAL INDS LTD	ADR	86/12/31-03/12/31	9/3/2003	108,807 24	91,183 32	17,623 92
1,900 00	TEVA PHARMACEUTICAL INDS LTD	ADR	86/12/31-03/12/31	12/10/2003	109,912 32	107,980 30	1,932 02
1,900 00	TEVA PHARMACEUTICAL INDS LTD	ADR	86/12/31-03/12/31	12/10/2003	110,964 68	108,873 61	2,091 07
3,500 00	TEVA PHARMACEUTICAL INDS LTD	ADR	86/12/31-03/12/31	12/11/2003	204,456 22	196,119 95	8,336 27
11,300 00	VODAFONE GROUP PLC NEW	SPONSORED ADR	86/12/31-03/12/31	7/14/2003	219,857 17	232,353 88	(12,496 51)
11 100 00	VODAFONE GROUP PLC NEW	SPONSORED ADR	86/12/31-03/12/31	7/15/2003	213,664 97	221,883 71	(8,198 74)
10,800 00	VODAFONE GROUP PLC NEW	SPONSORED ADR	86/12/31-03/12/31	10/24/2003	220,634 71	203,180 23	17,454 48
2,700 00	VODAFONE GROUP PLC NEW	SPONSORED ADR	86/12/31-03/12/31	10/24/2003	55,158 67	51,497 37	3,661 30
2,500 00	VODAFONE GROUP PLC NEW	SPONSORED ADR	86/12/31-03/12/31	10/27/2003	51,072 60	48,538 14	2,534 46
2,700 00	VODAFONE GROUP PLC NEW	SPONSORED ADR	86/12/31-03/12/31	10/27/2003	55,171 63	50,605 02	4,566 61
2,000 00	VODAFONE GROUP PLC NEW	SPONSORED ADR	86/12/31-03/12/31	10/28/2003	42,058 82	37,030 40	5,028 42
7,800 00	VODAFONE GROUP PLC NEW	SPONSORED ADR	86/12/31-03/12/31	10/30/2003	166,756 16	143,956 86	22,799 30
800 00	AMERICA MOVIL S A DEC V	SPONS ADR REPSTG SER L SHS	86/12/31-03/12/31	8/18/2003	13,779 91	9,564 34	4,215 57
500 00	AMERICA MOVIL S A DEC V	SPONS ADR REPSTG SER L SHS	86/12/31-03/12/31	8/19/2003	11,484 66	7,970 29	3,514 37
500 00	AMERICA MOVIL S A DEC V	SPONS ADR REPSTG SER L SHS	86/12/31-03/12/31	8/28/2003	11,136 52	7,970 29	3,166 23
500 00	AMERICA MOVIL S A DEC V	SPONS ADR REPSTG SER L SHS	86/12/31-03/12/31	8/28/2003	11,322 56	7,970 29	3,352 27
500 00	AMERICA MOVIL S A DEC V	SPONS ADR REPSTG SER L SHS	86/12/31-03/12/31	9/3/2003	11,844 59	7,970 29	3,874 30
500 00	AMERICA MOVIL S A DEC V	SPONS ADR REPSTG SER L SHS	86/12/31-03/12/31	9/9/2003	11,501 41	7,970 29	3,531 12
200 00	AMERICA MOVIL S A DEC V	SPONS ADR REPSTG SER L SHS	86/12/31-03/12/31	9/11/2003	4,582 96	3,188 11	1,394 85
3 000 00	ASUSTEK COMPUTER INC	GLOBAL DEPOSITORY RCPT REG S	86/12/31-03/12/31	2/19/2003	5,202 00	28 105 53	(20,903 53)
1,882 00	ASUSTEK COMPUTER INC	GLOBAL DEPOSITORY RCPT REG S	86/12/31-03/12/31	2/20/2003	3,253 23	15,859 07	(12,605 84)
1,000 00	COMPANHIA VALE DO RIO DOCE	SPONSORED ADR	86/12/31-03/12/31	4/28/2003	27,447 71	29,050 00	(1,602 29)
2,000 00	COMPANHIA VALE DO RIO DOCE	SPONSORED ADR	86/12/31-03/12/31	10/28/2003	88,604 84	55,305 00	33,299 84
80 00	SAMSUNG ELECTRONIC	GDR REP1/2 KRW5000(REGS)144A	86/12/31-03/12/31	1/29/2003	9,888 00	7,853 26	2,034 74
50 00	SAMSUNG ELECTRONIC	GDR REP1/2 KRW5000(REGS)144A	86/12/31-03/12/31	1/30/2003	6,239 10	4,689 28	1,549 82
400 00	SAMSUNG ELECTRONIC	GDR REP1/2 KRW5000(REGS)144A	86/12/31-03/12/31	1/30/2003	49,756 40	38,228 72	11,527 68
40 00	SAMSUNG ELECTRONIC	GDR REP1/2 KRW5000(REGS)144A	86/12/31-03/12/31	2/3/2003	5,026 17	3,751 42	1,274 75
180 00	SAMSUNG ELECTRONIC	GDR REP1/2 KRW5000(REGS)144A	86/12/31-03/12/31	2/4/2003	22,424 96	18,881 39	3,543 57
170 00	SAMSUNG ELECTRONIC	GDR REP1/2 KRW5000(REGS)144A	86/12/31-03/12/31	2/5/2003	21,057 00	15,943 53	5,113 47
180 00	SAMSUNG ELECTRONIC	GDR REP1/2 KRW5000(REGS)144A	86/12/31-03/12/31	2/10/2003	20,316 01	16,615 32	3,700 69
60 00	SAMSUNG ELECTRONIC	GDR REP1/2 KRW5000(REGS)144A	86/12/31-03/12/31	2/11/2003	6,814 22	5 399 07	1,415 15
190 00	SAMSUNG ELECTRONIC	GDR REP1/2 KRW5000(REGS)144A	86/12/31-03/12/31	2/12/2003	21,443 48	17,097 06	4,346 42
50 00	SAMSUNG ELECTRONIC	GDR REP1/2 KRW5000(REGS)144A	86/12/31-03/12/31	2/12/2003	5,808 88	4,499 23	1,309 65
260 00	SAMSUNG ELECTRONIC	GDR REP1/2 KRW5000(REGS)144A	86/12/31-03/12/31	2/12/2003	29,394 27	23,395 97	5,998 30
50 00	SAMSUNG ELECTRONIC	GDR REP1/2 KRW5000(REGS)144A	86/12/31-03/12/31	2/13/2003	5,850 52	4,499 22	1,351 30
180 00	SAMSUNG ELECTRONIC	GDR REP1/2 KRW5000(REGS)144A	86/12/31-03/12/31	2/13/2003	20,511 85	16 197 21	4,314 64
180 00	SAMSUNG ELECTRONIC	GDR REP1/2 KRW5000(REGS)144A	86/12/31-03/12/31	2/13/2003	20,511 85	16 197 21	4,314 64
50 00	SAMSUNG ELECTRONIC	GDR REP1/2 KRW5000(REGS)144A	86/12/31-03/12/31	2/14/2003	5,725 50	4,499 22	1,226 28
40 00	SAMSUNG ELECTRONIC	GDR REP1/2 KRW5000(REGS)144A	86/12/31-03/12/31	2/18/2003	4,798 36	3 599 38	1,198 98
40 00	SAMSUNG ELECTRONIC	GDR REP1/2 KRW5000(REGS)144A	86/12/31-03/12/31	2/18/2003	4,798 36	3 599 38	1,198 98
40 00	SAMSUNG ELECTRONIC	GDR REP1/2 KRW5000(REGS)144A	86/12/31-03/12/31	5/21/2003	5,040 00	6 369 37	(1,329 37)
160 00	SAMSUNG ELECTRONIC	GDR REP1/2 KRW5000(REGS)144A	86/12/31-03/12/31	5/22/2003	20,289 89	24 682 54	(4,392 65)
30 00	SAMSUNG ELECTRONIC	GDR REP1/2 KRW5000(REGS)144A	86/12/31-03/12/31	8/18/2003	5,401 80	4 540 20	861 60
30 00	SAMSUNG ELECTRONIC	GDR REP1/2 KRW5000(REGS)144A	86/12/31-03/12/31	8/19/2003	5,489 00	4 528 38	960 62
40 00	SAMSUNG ELECTRONIC	GDR REP1/2 KRW5000(REGS)144A	86/12/31-03/12/31	8/20/2003	7,394 00	5 819 40	1,574 60
40 00	SAMSUNG ELECTRONIC	GDR REP1/2 KRW5000(REGS)144A	86/12/31-03/12/31	8/21/2003	7,564 80	5 819 40	1,745 40
40 00	SAMSUNG ELECTRONIC	GDR REP1/2 KRW5000(REGS)144A	86/12/31-03/12/31	8/22/2003	7,716 00	5 794 80	1,921 20
30 00	SAMSUNG ELECTRONIC	GDR REP1/2 KRW5000(REGS)144A	86/12/31-03/12/31	9/3/2003	5,520 60	4 348 10	1,172 50
40 00	SAMSUNG ELECTRONIC	GDR REP1/2 KRW5000(REGS)144A	86/12/31-03/12/31	9/4/2003	7,458 80	5 751 20	1,707 60
30 00	SAMSUNG ELECTRONIC	GDR REP1/2 KRW5000(REGS)144A	86/12/31-03/12/31	9/5/2003	5,656 80	4 313 40	1,343 40
30 00	SAMSUNG ELECTRONIC	GDR REP1/2 KRW5000(REGS)144A	86/12/31-03/12/31	9/8/2003	5,823 80	3 831 10	1,992 50
30 00	SAMSUNG ELECTRONIC	GDR REP1/2 KRW5000(REGS)144A	86/12/31-03/12/31	9/9/2003	5 974 50	2 866 50	3,108 00
10 00	SAMSUNG ELECTRONIC	GDR REP1/2 KRW5000(REGS)144A	86/12/31-03/12/31	9/17/2003	1,912 50	955 50	957 00
100 00	OIL CO LUKOIL	SPONSORED ADR	86/12/31-03/12/31	1/3/2003	6,200 00	7 036 11	(836 11)
200 00	OIL CO LUKOIL	SPONSORED ADR	86/12/31-03/12/31	1/6/2003	12 400 00	14 170 00	(1,770 00)
200 00	OIL CO LUKOIL	SPONSORED ADR	86/12/31-03/12/31	2/11/2003	11,810 26	14 135 00	(2,324 74)
200 00	OIL CO LUKOIL	SPONSORED ADR	86/12/31-03/12/31	2/14/2003	11,726 38	13 968 25	(2,241 89)
100 00	OIL CO LUKOIL	SPONSORED ADR	86/12/31-03/12/31	2/17/2003	5,900 00	6 818 25	(1,018 25)
200 00	OIL CO LUKOIL	SPONSORED ADR	86/12/31-03/12/31	2/18/2003	11,814 62	13 852 86	(2,038 24)
400 00	OIL CO LUKOIL	SPONSORED ADR	86/12/31-03/12/31	2/28/2003	23,733 60	27 522 24	(3,788 64)
100 00	OIL CO LUKOIL	SPONSORED ADR	86/12/31-03/12/31	3/3/2003	6 100 00	6 498 33	(398 33)
300 00	STMICROELECTRONICS N V	SHS N Y REGISTRY	86/12/31-03/12/31	3/12/2003	5 158 88	7 425 47	(2,266 59)
300 00	STMICROELECTRONICS N V	SHS N Y REGISTRY	86/12/31-03/12/31	3/13/2003	5 421 67	7 425 47	(2,003 80)
1,100 00	STMICROELECTRONICS N V	SHS N Y REGISTRY	86/12/31-03/12/31	3/13/2003	19 527 71	27 296 77	(7,769 06)
700 00	STMICROELECTRONICS N V	SHS N Y REGISTRY	86/12/31-03/12/31	4/28/2003	14 606 56	17 424 17	(2,817 61)
800 00	STMICROELECTRONICS N V	SHS N Y REGISTRY	86/12/31-03/12/31	11/11/2003	21 366 99	18 874 16	2 492 83

THE ROCKEFELLER FOUNDATION
EMPLOYEE ID NO 13-1659629
GAIN AND LOSSES ON TAXABLE INVESTMENTS
FOR YEAR 2003

Shares/Par Value	Security Name	Security Description	Date Bought	Date Sold	Proceeds	Cost	Realized Gain/Loss
0.96	TAIWAN SEMICONDUCTOR MFG CO LTD	SPONSORED ADR	88/12/31-03/12/31	8/20/2003	9.49	22.56	(13.07)
400.00	TELEFONOS DE MEXICO S A	SPONSORED ADR REPSTG SH ORD L	88/12/31-03/12/31	5/9/2003	12,309.46	10,371.15	1,938.31
400.00	TELEFONOS DE MEXICO S A	SPONSORED ADR REPSTG SH ORD L	88/12/31-03/12/31	5/13/2003	12,113.19	10,371.15	1,742.04
400.00	TELEFONOS DE MEXICO S A	SPONSORED ADR REPSTG SH ORD L	88/12/31-03/12/31	5/14/2003	12,122.27	10,371.15	1,751.12
400.00	TELEFONOS DE MEXICO S A	SPONSORED ADR REPSTG SH ORD L	88/12/31-03/12/31	5/21/2003	11,645.01	10,371.15	1,273.86
700.00	TELEFONOS DE MEXICO S A	SPONSORED ADR REPSTG SH ORD L	88/12/31-03/12/31	5/22/2003	20,827.33	18,149.51	2,477.82
1,100.00	TELEFONOS DE MEXICO S A	SPONSORED ADR REPSTG SH ORD L	88/12/31-03/12/31	5/27/2003	32,730.72	28,520.66	4,210.06
400.00	TELEFONOS DE MEXICO S A	SPONSORED ADR REPSTG SH ORD L	88/12/31-03/12/31	5/28/2003	12,101.39	10,371.15	1,730.24
400.00	TELEFONOS DE MEXICO S A	SPONSORED ADR REPSTG SH ORD L	88/12/31-03/12/31	6/2/2003	12,225.14	10,371.15	1,853.99
400.00	TELEFONOS DE MEXICO S A	SPONSORED ADR REPSTG SH ORD L	88/12/31-03/12/31	6/4/2003	12,427.97	10,371.15	2,056.82
400.00	TELEFONOS DE MEXICO S A	SPONSORED ADR REPSTG SH ORD L	88/12/31-03/12/31	6/18/2003	12,623.52	10,371.15	2,252.37
400.00	TELEFONOS DE MEXICO S A	SPONSORED ADR REPSTG SH ORD L	88/12/31-03/12/31	7/10/2003	12,567.21	10,371.15	2,196.06
400.00	TELEFONOS DE MEXICO S A	SPONSORED ADR REPSTG SH ORD L	88/12/31-03/12/31	7/16/2003	12,243.90	10,371.15	1,872.75
400.00	TELEFONOS DE MEXICO S A	SPONSORED ADR REPSTG SH ORD L	88/12/31-03/12/31	7/18/2003	12,088.55	10,371.18	1,717.39
100.00	TELEFONOS DE MEXICO S A	SPONSORED ADR REPSTG SH ORD L	88/12/31-03/12/31	7/23/2003	3,051.09	2,592.79	458.30
400.00	TELEFONOS DE MEXICO S A	SPONSORED ADR REPSTG SH ORD L	88/12/31-03/12/31	7/30/2003	12,148.63	10,193.51	1,955.12
100.00	TELEFONOS DE MEXICO S A	SPONSORED ADR REPSTG SH ORD L	88/12/31-03/12/31	7/31/2003	3,072.04	2,415.15	656.89
8,300.00	CHINA MOBILE HONG KONG LTD	SPONSORED ADR	88/12/31-03/12/31	10/28/2003	121,723.65	255,394.32	(133,670.67)
1,800.00	COMPANHIA VALE DO RIO DOCE	SPONSORED ADR	88/12/31-03/12/31	2/7/2003	51,613.44	44,100.00	7,513.44
3,600.00	COMPANHIA VALE DO RIO DOCE	SPONSORED ADR	88/12/31-03/12/31	7/18/2003	114,567.51	101,318.56	13,248.95
1,900.00	COMPANHIA VALE DO RIO DOCE	SPONSORED ADR	88/12/31-03/12/31	9/17/2003	75,021.21	53,456.69	21,564.52
2,600.00	COMPANHIA VALE DO RIO DOCE	SPONSORED ADR	88/12/31-03/12/31	9/18/2003	104,781.58	73,151.28	31,630.32
2,300.00	COMPANHIA VALE DO RIO DOCE	SPONSORED ADR	88/12/31-03/12/31	10/28/2003	101,061.21	64,436.11	36,625.10
4,900.00	COMPANHIA DE BEBIDAS DAS AMERS	SPONSORED ADR REPSTG PFD SHD	88/12/31-03/12/31	10/28/2003	109,411.31	114,458.40	(5,047.09)
2,300.00	KT CORP	SPONSORED ADR	88/12/31-03/12/31	2/7/2003	43,549.18	46,460.00	(2,910.82)
4,800.00	KT CORP	SPONSORED ADR	88/12/31-03/12/31	10/28/2003	98,943.19	116,364.07	(17,420.88)
1,400.00	KOOKMIN BK NEW	SPONSORED ADR	88/12/31-03/12/31	2/7/2003	47,983.55	52,192.79	(4,209.24)
2,400.00	KOOKMIN BK NEW	SPONSORED ADR	88/12/31-03/12/31	7/18/2003	81,005.32	89,399.65	(8,394.33)
2,900.00	KOOKMIN BK NEW	SPONSORED ADR	88/12/31-03/12/31	10/28/2003	105,373.13	105,738.38	(365.25)
900.00	OIL CO LUKOIL	SPONSORED ADR	88/12/31-03/12/31	2/7/2003	50,983.46	54,518.67	(3,535.21)
6,000.00	OIL CO LUKOIL	SPONSORED ADR	88/12/31-03/12/31	4/30/2003	413,250.41	367,436.23	45,814.18
1,100.00	OIL CO LUKOIL	SPONSORED ADR	88/12/31-03/12/31	10/28/2003	94,820.32	68,633.93	27,986.39
3,800.00	RELIANCE INDS LTD	GLOBAL DEPOSITARY RCPTS 144A	88/12/31-03/12/31	2/7/2003	45,030.00	45,410.00	(380.00)
6,700.00	RELIANCE INDS LTD	GLOBAL DEPOSITARY RCPTS 144A	88/12/31-03/12/31	7/18/2003	102,677.50	80,065.00	22,612.50
5,800.00	RELIANCE INDS LTD	GLOBAL DEPOSITARY RCPTS 144A	88/12/31-03/12/31	10/28/2003	132,124.00	69,310.00	62,814.00
1,600.00	TELEFONOS DE MEXICO S A	SPONSORED ADR REPSTG SH ORD L	88/12/31-03/12/31	2/7/2003	47,489.60	58,381.51	(10,891.91)
4,700.00	TELEFONOS DE MEXICO S A	SPONSORED ADR REPSTG SH ORD L	88/12/31-03/12/31	10/28/2003	149,553.26	209,192.49	(59,639.23)
65,000.00	TEVA PHARMACEUTICAL INDS LTD	ADR	88/12/31-03/12/31	3/13/2003	2,338,363.06	2,392,000.00	(53,636.94)
3,250.00	ASTRAZENECA PLC	SPONSORED ADR	88/12/31-03/12/31	3/12/2003	96,407.69	111,341.24	(14,933.55)
4,000.00	ASTRAZENECA PLC	SPONSORED ADR	88/12/31-03/12/31	3/13/2003	123,836.66	136,289.12	(12,452.46)
4,100.00	ASTRAZENECA PLC	SPONSORED ADR	88/12/31-03/12/31	3/14/2003	129,236.30	139,126.88	(9,890.58)
3,900.00	ASTRAZENECA PLC	SPONSORED ADR	88/12/31-03/12/31	3/17/2003	125,172.18	132,239.86	(7,067.68)
2,900.00	ASTRAZENECA PLC	SPONSORED ADR	88/12/31-03/12/31	3/18/2003	94,265.71	97,863.69	(3,597.98)
3,400.00	ASTRAZENECA PLC	SPONSORED ADR	88/12/31-03/12/31	3/19/2003	115,984.78	114,311.85	1,672.93
3,100.00	ASTRAZENECA PLC	SPONSORED ADR	88/12/31-03/12/31	3/20/2003	106,798.29	102,984.79	3,813.50
2,600.00	ASTRAZENECA PLC	SPONSORED ADR	88/12/31-03/12/31	3/21/2003	92,199.46	82,891.92	9,307.54
5,700.00	AVENTIS	SPONSORED ADR	88/12/31-03/12/31	12/17/2003	357,823.53	322,648.08	35,175.45
10,800.00	BP PLC	SPONSORED ADR	88/12/31-03/12/31	12/17/2003	503,236.98	467,463.86	35,773.02
250.00	DIAGEO PLC	SPONCERED ADR NEW	88/12/31-03/12/31	3/14/2003	10,247.77	11,710.65	(1,462.88)
2,500.00	DIAGEO PLC	SPONCERED ADR NEW	88/12/31-03/12/31	4/9/2003	107,327.22	116,401.03	(9,073.81)
3,000.00	DIAGEO PLC	SPONCERED ADR NEW	88/12/31-03/12/31	4/10/2003	129,768.41	134,541.78	(4,773.37)
2,500.00	DIAGEO PLC	SPONCERED ADR NEW	88/12/31-03/12/31	4/11/2003	106,844.49	108,803.09	(1,958.60)
1,350.00	DIAGEO PLC	SPONCERED ADR NEW	88/12/31-03/12/31	8/13/2003	57,789.98	59,881.31	(2,091.33)
2,100.00	DIAGEO PLC	SPONCERED ADR NEW	88/12/31-03/12/31	8/14/2003	90,037.48	91,953.69	(1,916.21)
3,250.00	DIAGEO PLC	SPONCERED ADR NEW	88/12/31-03/12/31	8/15/2003	137,978.13	140,311.88	(2,333.75)
1,550.00	DIAGEO PLC	SPONCERED ADR NEW	88/12/31-03/12/31	8/16/2003	65,922.44	66,685.85	(763.41)
1,100.00	DIAGEO PLC	SPONCERED ADR NEW	88/12/31-03/12/31	8/19/2003	47,017.95	47,044.89	(26.74)
2,000.00	DIAGEO PLC	SPONCERED ADR NEW	88/12/31-03/12/31	8/21/2003	87,348.90	85,479.10	1,869.80
2,000.00	DIAGEO PLC	SPONCERED ADR NEW	88/12/31-03/12/31	8/22/2003	87,376.30	84,752.10	2,624.20
1,450.00	DIAGEO PLC	SPONCERED ADR NEW	88/12/31-03/12/31	10/23/2003	67,622.37	60,897.05	6,725.32
1,450.00	DIAGEO PLC	SPONCERED ADR NEW	88/12/31-03/12/31	10/24/2003	67,497.23	59,755.62	7,741.61
1,200.00	DIAGEO PLC	SPONCERED ADR NEW	88/12/31-03/12/31	10/27/2003	57,420.90	50,337.84	7,083.06
2,300.00	DIAGEO PLC	SPONCERED ADR NEW	88/12/31-03/12/31	10/28/2003	109,642.07	96,428.61	13,213.46
1,300.00	DIAGEO PLC	SPONCERED ADR NEW	88/12/31-03/12/31	10/29/2003	61,483.08	54,391.06	7,092.02
1,700.00	DIAGEO PLC	SPONCERED ADR NEW	88/12/31-03/12/31	10/30/2003	82,170.41	69,847.93	12,322.48
1,950.00	DIAGEO PLC	SPONCERED ADR NEW	88/12/31-03/12/31	11/4/2003	93,142.84	80,093.86	13,048.98
1,450.00	DIAGEO PLC	SPONCERED ADR NEW	88/12/31-03/12/31	11/5/2003	69,368.09	59,483.01	9,885.08
1,750.00	DIAGEO PLC	SPONCERED ADR NEW	88/12/31-03/12/31	11/6/2003	83,704.35	71,719.80	11,984.55
1,850.00	DIAGEO PLC	SPONCERED ADR NEW	88/12/31-03/12/31	11/10/2003	89,466.06	75,667.96	13,798.10
1,950.00	DIAGEO PLC	SPONCERED ADR NEW	88/12/31-03/12/31	11/12/2003	95,303.93	79,838.91	15,465.02
2,950.00	DIAGEO PLC	SPONCERED ADR NEW	88/12/31-03/12/31	11/13/2003	145,880.99	120,108.58	25,772.41
1,500.00	DIAGEO PLC	SPONCERED ADR NEW	88/12/31-03/12/31	11/17/2003	74,595.25	61,029.43	13,565.82
1,000.00	DIAGEO PLC	SPONCERED ADR NEW	88/12/31-03/12/31	11/18/2003	49,557.27	40,662.80	8,894.47
1,450.00	DIAGEO PLC	SPONCERED ADR NEW	88/12/31-03/12/31	11/19/2003	71,388.27	58,961.06	12,427.21
3,050.00	DIAGEO PLC	SPONCERED ADR NEW	88/12/31-03/12/31	11/20/2003	149,610.13	123,389.40	26,220.73
800.00	DIAGEO PLC	SPONCERED ADR NEW	88/12/31-03/12/31	11/21/2003	39,248.00	32,256.72	6,991.28
1,450.00	DIAGEO PLC	SPONCERED ADR NEW	88/12/31-03/12/31	11/24/2003	70,910.23	58,465.31	12,444.92
3,050.00	DIAGEO PLC	SPONCERED ADR NEW	88/12/31-03/12/31	11/25/2003	150,119.45	122,534.73	27,584.72
3,050.00	DIAGEO PLC	SPONCERED ADR NEW	88/12/31-03/12/31	11/26/2003	152,354.09	121,986.72	30,367.37
3,100.00	DIAGEO PLC	SPONCERED ADR NEW	88/12/31-03/12/31	12/1/2003	158,770.53	123,643.00	35,127.53
2,600.00	DIAGEO PLC	SPONCERED ADR NEW	88/12/31-03/12/31	12/2/2003	133,668.05	102,981.56	30,686.49
2,700.00	DIAGEO PLC	SPONCERED ADR NEW	88/12/31-03/12/31	12/3/2003	139,736.00	106,774.65	32,961.35
2,100.00	DIAGEO PLC	SPONCERED ADR NEW	88/12/31-03/12/31	12/4/2003	107,614.91	82,819.69	24,795.22
2,950.00	DIAGEO PLC	SPONCERED ADR NEW	88/12/31-03/12/31	12/5/2003	150,350.32	114,972.45	35,377.87
2,500.00	DIAGEO PLC	SPONCERED ADR NEW	88/12/31-03/12/31	12/8/2003	127,815.77	95,951.14	31,864.63

THE ROCKEFELLER FOUNDATION
EMPLOYEE ID NO 13-1659629
GAIN AND LOSSES ON TAXABLE INVESTMENTS
FOR YEAR 2003

Shares/Par Value	Security Name	Security Description	Date Bought	Date Sold	Proceeds	Cost	Realized Gain/Loss
2,450.00	DIAGEO PLC	SPONCERED ADR NEW	86/12/31-03/12/31	12/9/2003	128,145.57	93,769.12	32,376.45
1,700.00	DIAGEO PLC	SPONCERED ADR NEW	86/12/31-03/12/31	12/10/2003	86,135.30	67,008.17	19,127.13
4,100.00	DIAGEO PLC	SPONCERED ADR NEW	86/12/31-03/12/31	12/11/2003	206,538.78	157,869.53	50,669.25
2,650.00	KONNKLJKE PHILIPS ELECTRS N V		86/12/31-03/12/31	4/23/2003	50,043.70	133,739.51	(83,695.81)
1,800.00	KONNKLJKE PHILIPS ELECTRS N V		86/12/31-03/12/31	4/24/2003	33,262.61	90,841.93	(57,579.32)
2,800.00	KONNKLJKE PHILIPS ELECTRS N V		86/12/31-03/12/31	4/29/2003	48,268.28	131,216.12	(82,947.83)
2,350.00	KONNKLJKE PHILIPS ELECTRS N V		86/12/31-03/12/31	5/8/2003	45,056.71	118,599.18	(72,942.47)
2,750.00	KONNKLJKE PHILIPS ELECTRS N V		86/12/31-03/12/31	5/7/2003	53,772.90	138,786.28	(85,013.38)
3,050.00	KONNKLJKE PHILIPS ELECTRS N V		86/12/31-03/12/31	5/8/2003	57,933.58	153,926.60	(95,993.04)
2,900.00	KONNKLJKE PHILIPS ELECTRS N V		86/12/31-03/12/31	5/9/2003	55,240.66	146,356.44	(91,115.78)
2,900.00	KONNKLJKE PHILIPS ELECTRS N V		86/12/31-03/12/31	5/12/2003	55,448.58	144,707.83	(89,259.25)
950.00	KONNKLJKE PHILIPS ELECTRS N V		86/12/31-03/12/31	5/16/2003	18,043.36	36,686.03	(18,642.67)
2,300.00	KONNKLJKE PHILIPS ELECTRS N V		86/12/31-03/12/31	8/15/2003	50,509.08	85,688.73	(35,159.65)
3,050.00	KONNKLJKE PHILIPS ELECTRS N V		86/12/31-03/12/31	8/18/2003	66,847.98	112,081.71	(45,233.73)
3,900.00	KONNKLJKE PHILIPS ELECTRS N V		86/12/31-03/12/31	8/19/2003	87,229.93	143,207.78	(55,977.83)
800.00	KONNKLJKE PHILIPS ELECTRS N V		86/12/31-03/12/31	8/20/2003	17,650.93	27,588.00	(9,917.07)
1,900.00	KONNKLJKE PHILIPS ELECTRS N V		86/12/31-03/12/31	8/22/2003	43,941.70	63,659.70	(19,718.00)
800.00	KONNKLJKE PHILIPS ELECTRS N V		86/12/31-03/12/31	8/25/2003	18,439.53	28,303.68	(7,864.15)
1,800.00	KONNKLJKE PHILIPS ELECTRS N V		86/12/31-03/12/31	8/27/2003	40,870.21	58,512.03	(17,541.82)
1,900.00	KONNKLJKE PHILIPS ELECTRS N V		86/12/31-03/12/31	8/28/2003	44,269.44	60,766.18	(16,496.74)
2,800.00	KONNKLJKE PHILIPS ELECTRS N V		86/12/31-03/12/31	8/29/2003	68,198.64	89,475.97	(21,277.33)
2,700.00	KONNKLJKE PHILIPS ELECTRS N V		86/12/31-03/12/31	9/2/2003	66,323.73	85,977.45	(19,653.72)
2,100.00	KONNKLJKE PHILIPS ELECTRS N V		86/12/31-03/12/31	9/4/2003	50,503.26	86,871.35	(36,368.09)
1,100.00	KONNKLJKE PHILIPS ELECTRS N V		86/12/31-03/12/31	11/7/2003	30,308.08	35,027.85	(4,719.77)
2,100.00	KONNKLJKE PHILIPS ELECTRS N V		86/12/31-03/12/31	11/10/2003	57,323.32	66,871.35	(9,548.03)
2,000.00	KONNKLJKE PHILIPS ELECTRS N V		86/12/31-03/12/31	11/11/2003	53,897.67	62,639.11	(8,741.44)
3,200.00	KONNKLJKE PHILIPS ELECTRS N V		86/12/31-03/12/31	11/12/2003	87,388.22	93,930.32	(6,542.10)
3,600.00	KONNKLJKE PHILIPS ELECTRS N V		86/12/31-03/12/31	11/13/2003	100,613.84	96,326.72	4,287.12
300.00	KONNKLJKE PHILIPS ELECTRS N V		86/12/31-03/12/31	12/9/2003	8,732.83	7,948.20	784.63
10,100.00	KONNKLJKE PHILIPS ELECTRS N V		86/12/31-03/12/31	12/17/2003	280,241.67	263,785.44	16,476.23
300.00	NEWS CORP LTD	SPNSRD ADR REP PFD LTD	86/12/31-03/12/31	1/7/2003	7,204.58	7,108.41	96.17
1,400.00	NEWS CORP LTD	SPNSRD ADR REP PFD LTD	86/12/31-03/12/31	1/8/2003	33,209.85	33,172.58	37.07
3,800.00	NEWS CORP LTD	SPNSRD ADR REP PFD LTD	86/12/31-03/12/31	1/10/2003	91,230.30	88,847.44	2,382.86
2,300.00	NEWS CORP LTD	SPNSRD ADR REP PFD LTD	86/12/31-03/12/31	1/13/2003	56,506.76	53,336.31	3,170.45
1,000.00	NEWS CORP LTD	SPNSRD ADR REP PFD LTD	86/12/31-03/12/31	1/14/2003	24,288.36	23,038.40	1,249.96
1,000.00	NEWS CORP LTD	SPNSRD ADR REP PFD LTD	86/12/31-03/12/31	1/15/2003	24,008.17	23,007.80	1,000.37
700.00	NEWS CORP LTD	SPNSRD ADR REP PFD LTD	86/12/31-03/12/31	1/16/2003	16,778.46	16,068.40	710.06
1,300.00	NEWS CORP LTD	SPNSRD ADR REP PFD LTD	86/12/31-03/12/31	1/17/2003	31,107.28	29,765.08	1,342.22
1,200.00	NEWS CORP LTD	SPNSRD ADR REP PFD LTD	86/12/31-03/12/31	1/21/2003	27,898.19	27,449.59	448.60
1,900.00	NEWS CORP LTD	SPNSRD ADR REP PFD LTD	86/12/31-03/12/31	1/22/2003	43,489.68	43,259.74	229.94
2,500.00	NEWS CORP LTD	SPNSRD ADR REP PFD LTD	86/12/31-03/12/31	1/23/2003	57,540.26	56,723.25	817.01
1,400.00	NEWS CORP LTD	SPNSRD ADR REP PFD LTD	86/12/31-03/12/31	1/24/2003	32,607.67	31,708.70	898.97
900.00	NEWS CORP LTD	SPNSRD ADR REP PFD LTD	86/12/31-03/12/31	1/27/2003	20,090.45	20,328.21	(237.76)
1,200.00	NEWS CORP LTD	SPNSRD ADR REP PFD LTD	86/12/31-03/12/31	1/28/2003	26,485.60	27,104.28	(618.68)
2,400.00	NEWS CORP LTD	SPNSRD ADR REP PFD LTD	86/12/31-03/12/31	1/29/2003	53,463.18	54,181.20	(718.02)
1,500.00	NEWS CORP LTD	SPNSRD ADR REP PFD LTD	86/12/31-03/12/31	1/30/2003	33,704.88	33,750.68	(45.80)
1,700.00	NEWS CORP LTD	SPNSRD ADR REP PFD LTD	86/12/31-03/12/31	1/31/2003	37,493.72	37,863.22	(369.50)
1,200.00	NEWS CORP LTD	SPNSRD ADR REP PFD LTD	86/12/31-03/12/31	2/3/2003	26,154.85	26,863.20	(708.35)
1,900.00	NEWS CORP LTD	SPNSRD ADR REP PFD LTD	86/12/31-03/12/31	2/4/2003	41,447.05	42,206.79	(759.74)
1,900.00	NEWS CORP LTD	SPNSRD ADR REP PFD LTD	86/12/31-03/12/31	2/5/2003	41,322.99	42,193.97	(870.98)
1,100.00	NEWS CORP LTD	SPNSRD ADR REP PFD LTD	86/12/31-03/12/31	2/6/2003	23,430.72	24,420.66	(989.94)
2,100.00	NEWS CORP LTD	SPNSRD ADR REP PFD LTD	86/12/31-03/12/31	2/7/2003	44,883.37	46,212.72	(1,229.35)
2,200.00	NEWS CORP LTD	SPNSRD ADR REP PFD LTD	86/12/31-03/12/31	2/10/2003	47,210.57	48,277.84	(1,067.27)
2,200.00	NEWS CORP LTD	SPNSRD ADR REP PFD LTD	86/12/31-03/12/31	2/11/2003	47,632.62	48,269.98	(637.46)
2,400.00	NEWS CORP LTD	SPNSRD ADR REP PFD LTD	86/12/31-03/12/31	2/12/2003	52,901.84	52,116.30	785.54
1,000.00	NEWS CORP LTD	SPNSRD ADR REP PFD LTD	86/12/31-03/12/31	2/13/2003	21,260.25	21,643.65	(383.40)
900.00	NEWS CORP LTD	SPNSRD ADR REP PFD LTD	86/12/31-03/12/31	2/14/2003	19,207.31	19,487.54	(280.23)
1,900.00	NEWS CORP LTD	SPNSRD ADR REP PFD LTD	86/12/31-03/12/31	2/18/2003	40,627.99	41,098.14	(470.15)
1,000.00	NEWS CORP LTD	SPNSRD ADR REP PFD LTD	86/12/31-03/12/31	2/19/2003	21,513.95	21,571.71	(57.76)
1,500.00	NEWS CORP LTD	SPNSRD ADR REP PFD LTD	86/12/31-03/12/31	2/20/2003	32,314.42	32,233.50	80.92
1,700.00	NEWS CORP LTD	SPNSRD ADR REP PFD LTD	86/12/31-03/12/31	2/21/2003	38,270.81	38,443.27	(172.86)
1,000.00	NEWS CORP LTD	SPNSRD ADR REP PFD LTD	86/12/31-03/12/31	2/24/2003	21,665.54	21,305.10	360.44
1,400.00	NEWS CORP LTD	SPNSRD ADR REP PFD LTD	86/12/31-03/12/31	3/3/2003	29,523.56	29,802.64	(279.08)
1,700.00	NEWS CORP LTD	SPNSRD ADR REP PFD LTD	86/12/31-03/12/31	3/4/2003	35,240.44	35,941.08	(700.62)
1,400.00	NEWS CORP LTD	SPNSRD ADR REP PFD LTD	86/12/31-03/12/31	3/5/2003	28,436.92	29,598.52	(1,161.60)
1,500.00	NEWS CORP LTD	SPNSRD ADR REP PFD LTD	86/12/31-03/12/31	3/6/2003	30,168.43	31,192.41	(1,023.98)
1,400.00	NEWS CORP LTD	SPNSRD ADR REP PFD LTD	86/12/31-03/12/31	3/7/2003	27,611.22	28,995.81	(1,384.59)
900.00	NEWS CORP LTD	SPNSRD ADR REP PFD LTD	86/12/31-03/12/31	3/10/2003	17,788.59	18,301.66	(513.27)
2,900.00	NEWS CORP LTD	SPNSRD ADR REP PFD LTD	86/12/31-03/12/31	3/13/2003	58,418.05	58,408.71	9.34
4,400.00	NEWS CORP LTD	SPNSRD ADR REP PFD LTD	86/12/31-03/12/31	3/14/2003	88,721.12	87,074.66	1,646.46
4,350.00	NEWS CORP LTD	SPNSRD ADR REP PFD LTD	86/12/31-03/12/31	3/17/2003	87,830.37	86,073.45	1,756.92
2,950.00	NEWS CORP LTD	SPNSRD ADR REP PFD LTD	86/12/31-03/12/31	3/18/2003	61,828.30	56,246.15	5,582.15
6,850.00	NEWS CORP LTD	SPNSRD ADR REP PFD LTD	86/12/31-03/12/31	3/19/2003	138,518.65	124,335.05	14,183.60
2,800.00	NEWS CORP LTD	SPNSRD ADR REP PFD LTD	86/12/31-03/12/31	3/20/2003	55,157.07	48,405.20	6,751.87
3,200.00	NEWS CORP LTD	SPNSRD ADR REP PFD LTD	86/12/31-03/12/31	3/21/2003	71,307.28	57,822.40	13,484.88
2,700.00	NOKIA CORP	SPONSORED ADR	86/12/31-03/12/31	4/23/2003	45,692.11	44,580.78	1,111.33
550.00	NOKIA CORP	SPONSORED ADR	86/12/31-03/12/31	4/24/2003	9,242.53	9,057.96	184.57
2,400.00	NOKIA CORP	SPONSORED ADR	86/12/31-03/12/31	5/5/2003	40,686.49	39,503.04	1,183.45
2,750.00	NOKIA CORP	SPONSORED ADR	86/12/31-03/12/31	5/6/2003	46,808.03	45,263.90	1,544.13
2,800.00	NOKIA CORP	SPONSORED ADR	86/12/31-03/12/31	5/7/2003	47,965.10	46,060.16	1,904.94
500.00	NOKIA CORP	SPONSORED ADR	86/12/31-03/12/31	5/8/2003	8,484.40	8,221.45	262.95
2,000.00	NOKIA CORP	SPONSORED ADR	86/12/31-03/12/31	6/4/2003	35,633.12	32,885.80	2,747.32
3,600.00	NOKIA CORP	SPONSORED ADR	86/12/31-03/12/31	6/5/2003	63,787.93	59,194.44	4,593.49
2,550.00	NOKIA CORP	SPONSORED ADR	86/12/31-03/12/31	6/6/2003	45,873.11	41,911.08	3,962.03
2,900.00	NOKIA CORP	SPONSORED ADR	86/12/31-03/12/31	6/19/2003	52,144.48	47,652.22	4,492.26

THE ROCKEFELLER FOUNDATION
EMPLOYEE ID NO 13-1659629
GAIN AND LOSSES ON TAXABLE INVESTMENTS
FOR YEAR 2003

Shares/Par Value	Security Name	Security Description	Date Bought	Date Sold	Proceeds	Cost	Realized Gain/Loss
7,050 00	NOKIA CORP	SPONSORED ADR	86/12/31-03/12/31	8/18/2003	103,724 60	119,784 64	(16,060 04)
6,900 00	NOKIA CORP	SPONSORED ADR	86/12/31-03/12/31	8/19/2003	105,471 89	114,827 50	(9,455 61)
6,100 00	NOKIA CORP	SPONSORED ADR	86/12/31-03/12/31	8/20/2003	94,326 58	100,442 61	(6,116 03)
6,000 00	NOKIA CORP	SPONSORED ADR	86/12/31-03/12/31	8/21/2003	93,505 01	98,168 70	(4,663 69)
6,900 00	NOKIA CORP	SPONSORED ADR	86/12/31-03/12/31	8/22/2003	107,568 72	112,250 08	(4,681 36)
5,700 00	NOKIA CORP	SPONSORED ADR	86/12/31-03/12/31	8/25/2003	87,932 63	89,684 94	(1,752 31)
2,000 00	NOKIA CORP	SPONSORED ADR	86/12/31-03/12/31	8/26/2003	30,356 97	31,468 40	(1,111 43)
1,900 00	NOKIA CORP	SPONSORED ADR	86/12/31-03/12/31	8/28/2003	30,816 93	29,871 77	945 16
1,850 00	NOKIA CORP	SPONSORED ADR	86/12/31-03/12/31	8/29/2003	30,338 57	29,067 39	1,271 18
1,800 00	NOKIA CORP	SPONSORED ADR	86/12/31-03/12/31	9/2/2003	29,219 11	28,281 78	937 33
1,900 00	NOKIA CORP	SPONSORED ADR	86/12/31-03/12/31	9/3/2003	31,763 86	29,852 99	1,910 67
4,300 00	NOKIA CORP	SPONSORED ADR	86/12/31-03/12/31	9/11/2003	66,656 76	67,090 07	(433 31)
4,300 00	NOKIA CORP	SPONSORED ADR	86/12/31-03/12/31	9/12/2003	68,793 07	65,357 11	3,435 96
3,800 00	NOKIA CORP	SPONSORED ADR	86/12/31-03/12/31	9/15/2003	58,807 94	57,272 46	1,535 48
3,800 00	NOKIA CORP	SPONSORED ADR	86/12/31-03/12/31	9/16/2003	59,179 58	56,912 24	2,267 32
3,850 00	NOKIA CORP	SPONSORED ADR	86/12/31-03/12/31	9/17/2003	60,028 00	57,200 60	2,825 40
3,800 00	NOKIA CORP	SPONSORED ADR	86/12/31-03/12/31	9/18/2003	59,894 31	56,179 37	3,714 94
3,800 00	NOKIA CORP	SPONSORED ADR	86/12/31-03/12/31	9/19/2003	60,298 99	55,553 31	4,745 68
3,800 00	NOKIA CORP	SPONSORED ADR	86/12/31-03/12/31	9/22/2003	58,966 77	55,277 79	3,688 98
3,800 00	NOKIA CORP	SPONSORED ADR	86/12/31-03/12/31	9/23/2003	58,671 91	55,048 89	3,623 02
5,100 00	NOKIA CORP	SPONSORED ADR	86/12/31-03/12/31	9/24/2003	58,176 41	54,782 70	3,393 71
5,000 00	NOKIA CORP	SPONSORED ADR	86/12/31-03/12/31	9/25/2003	77,684 15	72,576 04	5,108 11
6,300 00	NOKIA CORP	SPONSORED ADR	86/12/31-03/12/31	9/26/2003	76,415 41	70,599 59	5,815 82
2,400 00	TOTAL FINA SA	SPONSORED ADR	86/12/31-03/12/31	9/29/2003	99,266 33	87,821 94	11,444 39
950 00	TOTAL FINA SA	SPONSORED ADR	86/12/31-03/12/31	1/2/2003	172,560 56	167,359 48	5,201 08
650 00	TOTAL FINA SA	SPONSORED ADR	86/12/31-03/12/31	1/8/2003	70,547 15	66,202 27	4,344 88
1,900 00	TOTAL FINA SA	SPONSORED ADR	86/12/31-03/12/31	4/8/2003	44,271 50	45,180 27	(908 77)
1,900 00	TOTAL FINA SA	SPONSORED ADR	86/12/31-03/12/31	4/23/2003	129,676 52	131,228 03	(1,551 51)
950 00	TOTAL FINA SA	SPONSORED ADR	86/12/31-03/12/31	4/24/2003	127,968 88	130,073 30	(2,104 42)
2,150 00	TOTAL FINA SA	SPONSORED ADR	86/12/31-03/12/31	4/25/2003	61,838 87	65,033 80	(3,194 93)
2,100 00	TOTAL FINA SA	SPONSORED ADR	86/12/31-03/12/31	4/28/2003	141,322 99	146,987 26	(5,664 27)
2,100 00	TOTAL FINA SA	SPONSORED ADR	86/12/31-03/12/31	4/29/2003	138,748 89	142,718 15	(3,969 46)
1,250 00	TOTAL SA	SPONSORED ADR	86/12/31-03/12/31	4/30/2003	138,386 03	142,580 43	(4,194 40)
1,950 00	TOTAL SA	SPONSORED ADR	86/12/31-03/12/31	5/2/2003	83,365 59	84,558 78	(1,193 19)
1,950 00	TOTAL SA	SPONSORED ADR	86/12/31-03/12/31	5/5/2003	134,454 20	130,619 85	3,834 35
1,950 00	TOTAL SA	SPONSORED ADR	86/12/31-03/12/31	5/6/2003	137,306 71	130,279 76	7,026 95
1,950 00	TOTAL SA	SPONSORED ADR	86/12/31-03/12/31	5/7/2003	139,771 21	129,950 05	9,821 16
1,650 00	TOTAL SA	SPONSORED ADR	86/12/31-03/12/31	5/8/2003	117,452 71	109,833 07	7,619 64
1,900 00	TOTAL SA	SPONSORED ADR	86/12/31-03/12/31	5/9/2003	135,241 55	126,185 21	9,056 34
1,900 00	TOTAL SA	SPONSORED ADR	86/12/31-03/12/31	5/12/2003	137,437 09	126,013 70	11,423 39
1,800 00	TOTAL SA	SPONSORED ADR	86/12/31-03/12/31	5/13/2003	125,404 62	118,625 57	6,779 05
1,650 00	TOTAL SA	SPONSORED ADR	86/12/31-03/12/31	5/14/2003	114,850 46	108,176 08	6,674 38
1,900 00	TOTAL SA	SPONSORED ADR	86/12/31-03/12/31	5/15/2003	132,510 24	124,066 38	8,443 86
2,300 00	TOTAL SA	SPONSORED ADR	86/12/31-03/12/31	5/16/2003	164,502 09	149,645 52	14,856 57
800 00	TOTAL SA	SPONSORED ADR	86/12/31-03/12/31	5/19/2003	56,179 60	51,908 64	4,270 96
2,000 00	TOTAL SA	SPONSORED ADR	86/12/31-03/12/31	5/20/2003	140,331 62	129,394 88	10,936 74
2,350 00	TOTAL SA	SPONSORED ADR	86/12/31-03/12/31	5/21/2003	165,386 07	151,513 35	13,872 72
2,100 00	TOTAL SA	SPONSORED ADR	86/12/31-03/12/31	5/22/2003	149,878 38	133,487 46	16,390 92
1,450 00	TOTAL SA	SPONSORED ADR	86/12/31-03/12/31	5/23/2003	103,804 11	91,439 60	12,364 51
9,800 00	BP PLC	SPONSORED ADR	86/12/31-03/12/31	6/20/2003	426,594 00	469,759 01	(43,165 01)
34,500 00	NOKIA CORP	SPONSORED ADR	86/12/31-03/12/31	6/20/2003	615,825 00	652,704 44	(36,879 44)
2,900 00	SAP AKTIENGESSELLSCHAFT	SPONSERED ADR	86/12/31-03/12/31	5/5/2003	78,757 40	57,912 37	20,845 03
2,450 00	SAP AKTIENGESSELLSCHAFT	SPONSERED ADR	86/12/31-03/12/31	5/5/2003	66,327 70	47,983 49	18,344 21
1,000 00	SAP AKTIENGESSELLSCHAFT	SPONSERED ADR	86/12/31-03/12/31	5/16/2003	26,245 26	19,449 02	6,796 24
1,950 00	SAP AKTIENGESSELLSCHAFT	SPONSERED ADR	86/12/31-03/12/31	5/19/2003	48,827 07	36,976 16	11,850 91
2,000 00	SAP AKTIENGESSELLSCHAFT	SPONSERED ADR	86/12/31-03/12/31	5/19/2003	51,340 19	38,850 00	12,490 19
28,800 00	TEVA PHARMACEUTICAL INDS LTD	ADR	86/12/31-03/12/31	6/20/2003	1,589,760 00	918,695 91	671,064 09
52,000 00	VODAFONE GROUP PLC NEW	SPONSORED ADR	86/12/31-03/12/31	6/20/2003	1,074,320 00	1,529,096 35	(454,776 35)
13,900 00	AMERICA MOVIL S A DEC V	SPONS ADR REPSTG SER L SHS	86/12/31-03/12/31	9/17/2003	319,081 77	259,235 00	59,846 77
3,300 00	AMERICA MOVIL S A DEC V	SPONS ADR REPSTG SER L SHS	86/12/31-03/12/31	12/10/2003	84,940 98	61,545 00	23,395 98
4,000 00	COMPANHIA VALE DO RIO DOCE	SPONS ADR REPSTG 250 PFD SHS	86/12/31-03/12/31	9/17/2003	143,013 29	117,236 40	25,776 89
1,000 00	COMPANHIA VALE DO RIO DOCE	SPONSORED ADR	86/12/31-03/12/31	4/28/2003	27,447 71	27,290 00	157 71
2,000 00	COMPANHIA VALE DO RIO DOCE	SPONSORED ADR	86/12/31-03/12/31	10/3/2003	89,957 38	54,580 00	35,377 38
80 00	SAMSUNG ELECTRONIC	GDR REP1/2 KRW5000(REGS)144A	86/12/31-03/12/31	1/29/2003	9,888 00	11,796 00	(1,908 00)
570 00	SAMSUNG ELECTRONIC	GDR REP1/2 KRW5000(REGS)144A	86/12/31-03/12/31	1/30/2003	70,902 87	84,048 50	(13,145 63)
60 00	SAMSUNG ELECTRONIC	GDR REP1/2 KRW5000(REGS)144A	86/12/31-03/12/31	1/30/2003	7,486 92	8,847 00	(1,360 08)
70 00	SAMSUNG ELECTRONIC	GDR REP1/2 KRW5000(REGS)144A	86/12/31-03/12/31	2/3/2003	8,795 79	10,321 50	(1,525 71)
290 00	SAMSUNG ELECTRONIC	GDR REP1/2 KRW5000(REGS)144A	86/12/31-03/12/31	2/4/2003	36,129 10	42,760 50	(6,631 40)
220 00	SAMSUNG ELECTRONIC	GDR REP1/2 KRW5000(REGS)144A	86/12/31-03/12/31	2/5/2003	27,250 23	32,439 00	(5,188 77)
450 00	SAMSUNG ELECTRONIC	GDR REP1/2 KRW5000(REGS)144A	86/12/31-03/12/31	2/7/2003	51,582 38	66,352 50	(14,770 12)
190 00	SAMSUNG ELECTRONIC	GDR REP1/2 KRW5000(REGS)144A	86/12/31-03/12/31	2/10/2003	21,444 67	28,015 50	(6,570 83)
180 00	SAMSUNG ELECTRONIC	GDR REP1/2 KRW5000(REGS)144A	86/12/31-03/12/31	2/10/2003	20,316 01	26,541 00	(6,224 99)
60 00	SAMSUNG ELECTRONIC	GDR REP1/2 KRW5000(REGS)144A	86/12/31-03/12/31	2/11/2003	6,814 22	8,847 00	(2,032 78)
50 00	SAMSUNG ELECTRONIC	GDR REP1/2 KRW5000(REGS)144A	86/12/31-03/12/31	2/11/2003	5,878 52	7,372 50	(1,493 98)
210 00	SAMSUNG ELECTRONIC	GDR REP1/2 KRW5000(REGS)144A	86/12/31-03/12/31	2/11/2003	23,700 68	30,984 50	(7,283 82)
310 00	SAMSUNG ELECTRONIC	GDR REP1/2 KRW5000(REGS)144A	86/12/31-03/12/31	2/12/2003	35,047 02	45,709 50	(10,662 48)
180 00	SAMSUNG ELECTRONIC	GDR REP1/2 KRW5000(REGS)144A	86/12/31-03/12/31	2/12/2003	20,349 88	26,541 00	(6,191 12)
50 00	SAMSUNG ELECTRONIC	GDR REP1/2 KRW5000(REGS)144A	86/12/31-03/12/31	2/12/2003	5,809 88	7,372 50	(1,562 62)
180 00	SAMSUNG ELECTRONIC	GDR REP1/2 KRW5000(REGS)144A	86/12/31-03/12/31	2/13/2003	20,511 85	26,541 00	(6,029 15)
50 00	SAMSUNG ELECTRONIC	GDR REP1/2 KRW5000(REGS)144A	86/12/31-03/12/31	2/13/2003	5,650 52	7,372 50	(1,721 98)
190 00	SAMSUNG ELECTRONIC	GDR REP1/2 KRW5000(REGS)144A	86/12/31-03/12/31	2/13/2003	21,651 39	28,015 50	(6,364 11)
180 00	SAMSUNG ELECTRONIC	GDR REP1/2 KRW5000(REGS)144A	86/12/31-03/12/31	2/14/2003	20,270 48	26,541 00	(6,270 52)
50 00	SAMSUNG ELECTRONIC	GDR REP1/2 KRW5000(REGS)144A	86/12/31-03/12/31	2/14/2003	5,725 50	7,372 50	(1,647 00)
30 00	SAMSUNG ELECTRONIC	GDR REP1/2 KRW5000(REGS)144A	86/12/31-03/12/31	2/18/2003	3,598 77	4,423 50	(824 73)
50 00	SAMSUNG ELECTRONIC	GDR REP1/2 KRW5000(REGS)144A	86/12/31-03/12/31	6/25/2003	7,550 00	7,372 50	177 50

THE ROCKEFELLER FOUNDATION
EMPLOYEE ID NO 13-1659629
GAIN AND LOSSES ON TAXABLE INVESTMENTS
FOR YEAR 2003

Shares/Par Value	Security Name	Security Description	Date Bought	Date Sold	Proceeds	Cost	Realized Gain/Loss
470 00	SAMSUNG ELECTRONIC	GDR REP1/2 KRW5000(REGS)144A	86/12/31-03/12/31	8/26/2003	72,027 50	69,301 50	2,726 00
420 00	SAMSUNG ELECTRONIC	GDR REP1/2 KRW5000(REGS)	86/12/31-03/12/31	10/8/2003	78,944 00	81,929 00	15,015 00
700 00	OIL CO LUKOIL	SPONSORED ADR	86/12/31-03/12/31	3/4/2003	43,980 02	48,531 73	(4,551 71)
800 00	OIL CO LUKOIL	SPONSORED ADR	86/12/31-03/12/31	3/5/2003	50,200 00	54,878 77	(4,678 77)
1,800 00	OIL CO LUKOIL	SPONSORED ADR	86/12/31-03/12/31	9/17/2003	123 435 36	108,560 00	14,875 36
100 00	OIL CO LUKOIL	SPONSORED ADR	86/12/31-03/12/31	9/18/2003	7,710 53	6,785 00	925 53
500 00	OIL CO LUKOIL	SPONSORED ADR	86/12/31-03/12/31	9/23/2003	38,605 00	33,925 00	4,680 00
2 200 00	OIL CO LUKOIL	SPONSORED ADR	86/12/31-03/12/31	9/24/2003	172,551 34	149,270 00	23,281 34
100 00	ROYAL DUTCH PETE CO	NY REGISTRY SH PAR N GLDR 1 25	86/12/31-03/12/31	1/31/2003	4,202 94	5,226 00	(1,023 06)
300 00	ROYAL DUTCH PETE CO	NY REGISTRY SH PAR N GLDR 1 25	86/12/31-03/12/31	2/6/2003	12,623 81	15,678 00	(3,054 19)
100 00	ROYAL DUTCH PETE CO	NY REGISTRY SH PAR N GLDR 1 25	86/12/31-03/12/31	3/26/2003	4,197 74	5,226 00	(1,028 26)
500 00	ROYAL DUTCH PETE CO	NY REGISTRY SH PAR N GLDR 1 25	86/12/31-03/12/31	4/4/2003	21,111 46	28,130 00	(5,018 54)
400 00	TELEFONOS DE MEXICO S A	SPONSORED ADR REPSTG SH ORD L	86/12/31-03/12/31	5/8/2003	12,412 25	15,136 00	(2,723 75)
1,800 00	TELEFONOS DE MEXICO S A	SPONSORED ADR REPSTG SH ORD L	86/12/31-03/12/31	5/9/2003	55,392 58	68,112 00	(12,719 42)
400 00	TELEFONOS DE MEXICO S A	SPONSORED ADR REPSTG SH ORD L	86/12/31-03/12/31	5/12/2003	12,227 50	15,136 00	(2,908 50)
2,100 00	TELEFONOS DE MEXICO S A	SPONSORED ADR REPSTG SH ORD L	86/12/31-03/12/31	5/13/2003	63,594 25	79,484 00	(15,869 75)
1,200 00	TELEFONOS DE MEXICO S A	SPONSORED ADR REPSTG SH ORD L	86/12/31-03/12/31	5/14/2003	36,366 81	45 408 00	(9,041 19)
1,100 00	TELEFONOS DE MEXICO S A	SPONSORED ADR REPSTG SH ORD L	86/12/31-03/12/31	5/15/2003	33,437 66	41,824 00	(8,186 34)
900 00	TELEFONOS DE MEXICO S A	SPONSORED ADR REPSTG SH ORD L	86/12/31-03/12/31	5/16/2003	27,014 48	34,056 00	(7,041 52)
800 00	TELEFONOS DE MEXICO S A	SPONSORED ADR REPSTG SH ORD L	86/12/31-03/12/31	5/19/2003	23,681 04	30,272 00	(6,590 96)
400 00	TELEFONOS DE MEXICO S A	SPONSORED ADR REPSTG SH ORD L	86/12/31-03/12/31	5/20/2003	11,704 37	15,136 00	(3,431 63)
500 00	TELEFONOS DE MEXICO S A	SPONSORED ADR REPSTG SH ORD L	86/12/31-03/12/31	5/21/2003	14,556 26	18,920 00	(4,363 74)
1,800 00	TELEFONOS DE MEXICO S A	SPONSORED ADR REPSTG SH ORD L	86/12/31-03/12/31	5/22/2003	47,148 18	60,544 00	(13,395 82)
400 00	TELEFONOS DE MEXICO S A	SPONSORED ADR REPSTG SH ORD L	86/12/31-03/12/31	5/23/2003	11,861 36	15,136 00	(3,274 64)
2,300 00	TELEFONOS DE MEXICO S A	SPONSORED ADR REPSTG SH ORD L	86/12/31-03/12/31	5/27/2003	68,436 97	87,032 00	(18,595 03)
700 00	TELEFONOS DE MEXICO S A	SPONSORED ADR REPSTG SH ORD L	86/12/31-03/12/31	5/28/2003	21,177 43	28,488 00	(5,310 57)
400 00	TELEFONOS DE MEXICO S A	SPONSORED ADR REPSTG SH ORD L	86/12/31-03/12/31	5/29/2003	12,141 03	15,136 00	(2,994 97)
400 00	TELEFONOS DE MEXICO S A	SPONSORED ADR REPSTG SH ORD L	86/12/31-03/12/31	5/30/2003	12,152 95	15,136 00	(2,983 05)
400 00	TELEFONOS DE MEXICO S A	SPONSORED ADR REPSTG SH ORD L	86/12/31-03/12/31	6/2/2003	12,225 14	15,136 00	(2,910 86)
400 00	TELEFONOS DE MEXICO S A	SPONSORED ADR REPSTG SH ORD L	86/12/31-03/12/31	6/3/2003	12,301 34	15 136 00	(2,834 66)
400 00	TELEFONOS DE MEXICO S A	SPONSORED ADR REPSTG SH ORD L	86/12/31-03/12/31	6/4/2003	12,427 97	15,136 00	(2,708 03)
400 00	TELEFONOS DE MEXICO S A	SPONSORED ADR REPSTG SH ORD L	86/12/31-03/12/31	6/5/2003	15,250 49	15,136 00	(2,585 51)
300 00	TELEFONOS DE MEXICO S A	SPONSORED ADR REPSTG SH ORD L	86/12/31-03/12/31	6/16/2003	9,467 64	11 352 00	(1,884 36)
1,800 00	TELEFONOS DE MEXICO S A	SPONSORED ADR REPSTG SH ORD L	86/12/31-03/12/31	12/10/2003	58,057 35	68 112 00	(10,054 65)
2,100 00	VODAFONE GROUP PLC NEW	SPONSORED ADR	86/12/31-03/12/31	9/17/2003	41,746 04	34,020 00	7,726 04
500 00	CEMEX S A	SPONSORED ADR NEW REP ORD PAI	86/12/31-03/12/31	8/21/2003	12,489 96	11,574 52	915 44
900 00	CEMEX S A	SPONSORED ADR NEW REP ORD PAI	86/12/31-03/12/31	10/16/2003	20,924 01	22,557 51	(1,633 50)
3,800 00	CEMEX S A	SPONSORED ADR NEW REP ORD PAI	86/12/31-03/12/31	10/17/2003	89,560 27	87,276 18	2,284 09
1,600 00	CEMEX S A	SPONSORED ADR NEW REP ORD PAI	86/12/31-03/12/31	10/17/2003	37,331 99	37,327 57	204 42
200 00	COMPANHIA DE BEBIDAS DAS AMERS	SPONSORED ADR REPSTG PFD SHD	86/12/31-03/12/31	8/25/2003	4,100 26	3,650 00	450 26
300 00	COMPANHIA DE BEBIDAS DAS AMERS	SPONSORED ADR REPSTG PFD SHD	86/12/31-03/12/31	8/30/2003	6,122 47	5 456 18	666 31
900 00	COMPANHIA DE BEBIDAS DAS AMERS	SPONSORED ADR REPSTG PFD SHD	86/12/31-03/12/31	7/1/2003	18,236 83	16,147 40	2,089 43
300 00	COMPANHIA DE BEBIDAS DAS AMERS	SPONSORED ADR REPSTG PFD SHD	86/12/31-03/12/31	7/2/2003	6,261 97	5,310 00	951 97
200 00	FOMENTO ECONOMICO MEXICANO	SPONSORED ADR UNIT 1 SER B	86/12/31-03/12/31	1/2/2003	7,311 77	8,229 22	(917 45)
500 00	FOMENTO ECONOMICO MEXICANO	SPONSORED ADR UNIT 1 SER B	86/12/31-03/12/31	1/3/2003	18,199 45	20,573 05	(2,373 60)
200 00	FOMENTO ECONOMICO MEXICANO	SPONSORED ADR UNIT 1 SER B	86/12/31-03/12/31	1/6/2003	7,257 96	8,229 22	(971 26)
200 00	FOMENTO ECONOMICO MEXICANO	SPONSORED ADR UNIT 1 SER B	86/12/31-03/12/31	1/7/2003	7,290 10	8,229 22	(939 12)
200 00	FOMENTO ECONOMICO MEXICANO	SPONSORED ADR UNIT 1 SER B	86/12/31-03/12/31	1/7/2003	7,311 97	8,229 22	(917 25)
200 00	FOMENTO ECONOMICO MEXICANO	SPONSORED ADR UNIT 1 SER B	86/12/31-03/12/31	1/9/2003	7,258 10	8,229 22	(971 12)
300 00	FOMENTO ECONOMICO MEXICANO	SPONSORED ADR UNIT 1 SER B	86/12/31-03/12/31	1/14/2003	10,880 21	12 343 83	(1,663 62)
300 00	FOMENTO ECONOMICO MEXICANO	SPONSORED ADR UNIT 1 SER B	86/12/31-03/12/31	1/15/2003	10,896 87	12,343 83	(1,446 96)
200 00	FOMENTO ECONOMICO MEXICANO	SPONSORED ADR UNIT 1 SER B	86/12/31-03/12/31	1/15/2003	7,259 56	8,229 22	(969 66)
200 00	FOMENTO ECONOMICO MEXICANO	SPONSORED ADR UNIT 1 SER B	86/12/31-03/12/31	1/16/2003	7,206 04	8,229 22	(1,023 18)
600 00	FOMENTO ECONOMICO MEXICANO	SPONSORED ADR UNIT 1 SER B	86/12/31-03/12/31	1/31/2003	20,689 93	24,887 66	(4,197 73)
300 00	FOMENTO ECONOMICO MEXICANO	SPONSORED ADR UNIT 1 SER B	86/12/31-03/12/31	2/6/2003	9 871 02	12,343 83	(2,472 81)
700 00	FOMENTO ECONOMICO MEXICANO	SPONSORED ADR UNIT 1 SER B	86/12/31-03/12/31	2/7/2003	22,108 80	28,802 27	(6,693 47)
200 00	FOMENTO ECONOMICO MEXICANO	SPONSORED ADR UNIT 1 SER B	86/12/31-03/12/31	2/10/2003	6,192 91	8,229 22	(2,036 31)
500 00	FOMENTO ECONOMICO MEXICANO	SPONSORED ADR UNIT 1 SER B	86/12/31-03/12/31	2/11/2003	15,418 78	20,573 05	(5,154 27)
200 00	FOMENTO ECONOMICO MEXICANO	SPONSORED ADR UNIT 1 SER B	86/12/31-03/12/31	2/11/2003	6,191 53	8,229 22	(2,037 69)
400 00	FOMENTO ECONOMICO MEXICANO	SPONSORED ADR UNIT 1 SER B	86/12/31-03/12/31	2/12/2003	12,380 46	16,458 44	(4,077 98)
400 00	FOMENTO ECONOMICO MEXICANO	SPONSORED ADR UNIT 1 SER B	86/12/31-03/12/31	2/14/2003	12,379 62	16,458 44	(4,078 82)
200 00	FOMENTO ECONOMICO MEXICANO	SPONSORED ADR UNIT 1 SER B	86/12/31-03/12/31	2/18/2003	6,242 31	8,229 22	(1,986 91)
300 00	FOMENTO ECONOMICO MEXICANO	SPONSORED ADR UNIT 1 SER B	86/12/31-03/12/31	2/19/2003	9,312 94	12,343 83	(3,030 89)
400 00	FOMENTO ECONOMICO MEXICANO	SPONSORED ADR UNIT 1 SER B	86/12/31-03/12/31	3/21/2003	13,629 03	16,458 44	(2,829 41)
200 00	FOMENTO ECONOMICO MEXICANO	SPONSORED ADR UNIT 1 SER B	86/12/31-03/12/31	3/24/2003	6 709 61	8,229 22	(1,519 61)
200 00	FOMENTO ECONOMICO MEXICANO	SPONSORED ADR UNIT 1 SER B	86/12/31-03/12/31	3/26/2003	6,589 83	8,229 22	(1,639 39)
800 00	FOMENTO ECONOMICO MEXICANO	SPONSORED ADR UNIT 1 SER B	86/12/31-03/12/31	4/1/2003	26,366 60	32,916 88	(6,550 28)
800 00	FOMENTO ECONOMICO MEXICANO	SPONSORED ADR UNIT 1 SER B	86/12/31-03/12/31	4/2/2003	26,616 99	32,916 88	(6,299 89)
700 00	FOMENTO ECONOMICO MEXICANO	SPONSORED ADR UNIT 1 SER B	86/12/31-03/12/31	4/3/2003	23,308 90	28,802 27	(5,493 37)
300 00	FOMENTO ECONOMICO MEXICANO	SPONSORED ADR UNIT 1 SER B	86/12/31-03/12/31	4/4/2003	9,985 51	12,343 83	(2,358 32)
200 00	FOMENTO ECONOMICO MEXICANO	SPONSORED ADR UNIT 1 SER B	86/12/31-03/12/31	4/7/2003	6,740 46	8,229 22	(1,488 76)
400 00	FOMENTO ECONOMICO MEXICANO	SPONSORED ADR UNIT 1 SER B	86/12/31-03/12/31	4/8/2003	13,362 37	16,458 44	(3,096 07)
200 00	FOMENTO ECONOMICO MEXICANO	SPONSORED ADR UNIT 1 SER B	86/12/31-03/12/31	4/9/2003	6,874 36	8,229 22	(1,354 86)
2,100 00	FOMENTO ECONOMICO MEXICANO	SPONSORED ADR UNIT 1 SER B	86/12/31-03/12/31	4/17/2003	73,297 69	86,406 81	(13,109 12)
200 00	FOMENTO ECONOMICO MEXICANO	SPONSORED ADR UNIT 1 SER B	86/12/31-03/12/31	7/9/2003	8,101 60	8,229 22	(127 62)
200 00	FOMENTO ECONOMICO MEXICANO	SPONSORED ADR UNIT 1 SER B	86/12/31-03/12/31	7/10/2003	8,036 82	8,229 22	(192 30)
300 00	FOMENTO ECONOMICO MEXICANO	SPONSORED ADR UNIT 1 SER B	86/12/31-03/12/31	7/14/2003	11,966 70	12,343 83	(377 13)
200 00	FOMENTO ECONOMICO MEXICANO	SPONSORED ADR UNIT 1 SER B	86/12/31-03/12/31	7/18/2003	7,584 88	8,229 22	(644 36)
500 00	FOMENTO ECONOMICO MEXICANO	SPONSORED ADR UNIT 1 SER B	86/12/31-03/12/31	7/18/2003	18,964 16	20,573 05	(1,608 89)
200 00	FOMENTO ECONOMICO MEXICANO	SPONSORED ADR UNIT 1 SER B	86/12/31-03/12/31	7/21/2003	7,642 84	8,229 22	(586 38)
200 00	FOMENTO ECONOMICO MEXICANO	SPONSORED ADR UNIT 1 SER B	86/12/31-03/12/31	7/30/2003	7,699 87	8,229 22	(529 35)
200 00	FOMENTO ECONOMICO MEXICANO	SPONSORED ADR UNIT 1 SER B	86/12/31-03/12/31	7/31/2003	7,693 49	8,229 22	(535 73)
300 00	FOMENTO ECONOMICO MEXICANO	SPONSORED ADR UNIT 1 SER B	86/12/31-03/12/31	8/6/2003	11,184 70	12,343 83	(1,159 13)
500 00	FOMENTO ECONOMICO MEXICANO	SPONSORED ADR UNIT 1 SER B	86/12/31-03/12/31	8/7/2003	18,480 88	20,573 05	(2,092 17)
500 00	FOMENTO ECONOMICO MEXICANO	SPONSORED ADR UNIT 1 SER B	86/12/31-03/12/31	8/7/2003	18,849 11	20,573 05	(1,723 94)

THE ROCKEFELLER FOUNDATION
EMPLOYEE ID NO 13-1659629
GAIN AND LOSSES ON TAXABLE INVESTMENTS
FOR YEAR 2003

Shares/Par Value	Security Name	Security Description	Date Bought	Date Sold	Proceeds	Cost	Realized Gain/Loss
500 00	FOMENTO ECONOMICO MEXICANO	SPONSORED ADR UNIT 1 SER B	86/12/31-03/12/31	8/7/2003	18,838 61	20,573 05	(1,736 44)
300 00	FOMENTO ECONOMICO MEXICANO	SPONSORED ADR UNIT 1 SER B	86/12/31-03/12/31	8/7/2003	11,327 07	12,343 83	(1,016 76)
400 00	FOMENTO ECONOMICO MEXICANO	SPONSORED ADR UNIT 1 SER B	86/12/31-03/12/31	8/7/2003	15 085 97	16,458 44	(1 372 47)
200 00	FOMENTO ECONOMICO MEXICANO	SPONSORED ADR UNIT 1 SER B	86/12/31-03/12/31	8/8/2003	7,704 17	8,229 22	(525 05)
200 00	FOMENTO ECONOMICO MEXICANO	SPONSORED ADR UNIT 1 SER B	86/12/31-03/12/31	8/8/2003	7,739 63	8,229 22	(489 59)
200 00	FOMENTO ECONOMICO MEXICANO	SPONSORED ADR UNIT 1 SER B	86/12/31-03/12/31	8/11/2003	7,635 14	8,229 22	(594 08)
500 00	FOMENTO ECONOMICO MEXICANO	SPONSORED ADR UNIT 1 SER B	86/12/31-03/12/31	8/12/2003	18 799 11	20,573 05	(1,773 94)
200 00	FOMENTO ECONOMICO MEXICANO	SPONSORED ADR UNIT 1 SER B	86/12/31-03/12/31	8/13/2003	7,462 57	8,229 22	(766 65)
200 00	FOMENTO ECONOMICO MEXICANO	SPONSORED ADR UNIT 1 SER B	86/12/31-03/12/31	8/14/2003	7 419 85	8,229 22	(809 57)
300 00	FOMENTO ECONOMICO MEXICANO	SPONSORED ADR UNIT 1 SER B	86/12/31-03/12/31	8/18/2003	11,223 19	12,343 83	(1,120 64)
300 00	FOMENTO ECONOMICO MEXICANO	SPONSORED ADR UNIT 1 SER B	86/12/31-03/12/31	8/19/2003	11,241 82	12,343 83	(1,102 01)
200 00	FOMENTO ECONOMICO MEXICANO	SPONSORED ADR UNIT 1 SER B	86/12/31-03/12/31	8/20/2003	7 439 65	8,229 22	(789 57)
300 00	FOMENTO ECONOMICO MEXICANO	SPONSORED ADR UNIT 1 SER B	86/12/31-03/12/31	8/21/2003	11,204 47	12,343 83	(1,139 36)
200 00	FOMENTO ECONOMICO MEXICANO	SPONSORED ADR UNIT 1 SER B	86/12/31-03/12/31	8/22/2003	7,541 32	8,229 22	(687 90)
200 00	FOMENTO ECONOMICO MEXICANO	SPONSORED ADR UNIT 1 SER B	86/12/31-03/12/31	9/2/2003	7,391 55	8,229 22	(837 67)
1,200 00	FOMENTO ECONOMICO MEXICANO	SPONSORED ADR UNIT 1 SER B	86/12/31-03/12/31	9/3/2003	44,999 45	49,375 32	(4,375 87)
200 00	FOMENTO ECONOMICO MEXICANO	SPONSORED ADR UNIT 1 SER B	86/12/31-03/12/31	9/4/2003	7,526 64	8,229 22	(702 58)
500 00	FOMENTO ECONOMICO MEXICANO	SPONSORED ADR UNIT 1 SER B	86/12/31-03/12/31	9/4/2003	18,788 76	20,573 05	(1,784 29)
800 00	FOMENTO ECONOMICO MEXICANO	SPONSORED ADR UNIT 1 SER B	86/12/31-03/12/31	9/5/2003	30,240 26	32,918 88	(2,678 62)
200 00	FOMENTO ECONOMICO MEXICANO	SPONSORED ADR UNIT 1 SER B	86/12/31-03/12/31	9/8/2003	7 595 44	8,229 22	(633 78)
400 00	FOMENTO ECONOMICO MEXICANO	SPONSORED ADR UNIT 1 SER B	86/12/31-03/12/31	9/10/2003	14 952 05	16,458 44	(1,506 39)
500 00	FOMENTO ECONOMICO MEXICANO	SPONSORED ADR UNIT 1 SER B	86/12/31-03/12/31	9/15/2003	18,341 64	20,573 05	(2,231 41)
200 00	FOMENTO ECONOMICO MEXICANO	SPONSORED ADR UNIT 1 SER B	86/12/31-03/12/31	9/16/2003	7,330 31	8,229 22	(898 91)
200 00	FOMENTO ECONOMICO MEXICANO	SPONSORED ADR UNIT 1 SER B	86/12/31-03/12/31	9/18/2003	7,449 65	8,229 22	(779 57)
900 00	FOMENTO ECONOMICO MEXICANO	SPONSORED ADR UNIT 1 SER B	86/12/31-03/12/31	9/18/2003	33,371 15	37,031 49	(3,660 34)
300 00	FOMENTO ECONOMICO MEXICANO	SPONSORED ADR UNIT 1 SER B	86/12/31-03/12/31	9/19/2003	11,204 47	12,343 83	(1,139 36)
900 00	FOMENTO ECONOMICO MEXICANO	SPONSORED ADR UNIT 1 SER B	86/12/31-03/12/31	9/19/2003	33,675 70	34,216 71	(541 01)
1,300 00	GRUPO TELEVISION SA DE CV	SPONSORED ADR REPSTG ORD PAR	86/12/31-03/12/31	7/17/2003	46,234 93	46,837 11	(602 18)
200 00	GRUPO TELEVISION SA DE CV	SPONSORED ADR REPSTG ORD PAR	86/12/31-03/12/31	7/17/2003	7,159 66	7,174 94	(15 28)
300 00	GRUPO TELEVISION SA DE CV	SPONSORED ADR REPSTG ORD PAR	86/12/31-03/12/31	10/6/2003	10,799 49	11,233 71	(434 22)
700 00	GRUPO TELEVISION SA DE CV	SPONSORED ADR REPSTG ORD PAR	86/12/31-03/12/31	10/7/2003	25,273 43	26,007 99	(734 56)
500 00	GRUPO TELEVISION SA DE CV	SPONSORED ADR REPSTG ORD PAR	86/12/31-03/12/31	10/7/2003	17,956 10	18,889 55	(933 45)
200 00	GRUPO TELEVISION SA DE CV	SPONSORED ADR REPSTG ORD PAR	86/12/31-03/12/31	10/15/2003	7,289 73	7,375 50	(85 77)
1,000 00	GRUPO TELEVISION SA DE CV	SPONSORED ADR REPSTG ORD PAR	86/12/31-03/12/31	10/31/2003	38,487 59	35,874 70	2,612 89
500 00	HSBC HLDGS PLC	SPONSORED ADR NEW	86/12/31-03/12/31	5/9/2003	28,673 65	28,868 80	(1,806 85)
600 00	KT CORP	SPONSORED ADR	86/12/31-03/12/31	6/25/2003	12,113 85	12,177 84	(63 99)
600 00	KT CORP	SPONSORED ADR	86/12/31-03/12/31	6/26/2003	12 083 43	12 177 84	(94 41)
400 00	KT CORP	SPONSORED ADR	86/12/31-03/12/31	7/1/2003	7,850 79	8,118 56	(267 77)
4,800 00	KT CORP	SPONSORED ADR	86/12/31-03/12/31	12/3/2003	93,536 61	103,286 27	(9,749 66)
500 00	KT CORP	SPONSORED ADR	86/12/31-03/12/31	12/3/2003	9,553 55	10,170 00	(616 45)
9,100 00	NOKIA CORP	SPONSORED ADR	86/12/31-03/12/31	9/11/2003	141,154 39	135,113 75	6,040 64
600 00	PETROLEO BRASILEIRO SA	SPONSORED ADR	86/12/31-03/12/31	5/21/2003	11,361 78	10,229 64	1,132 14
1,800 00	PETROLEO BRASILEIRO SA	SPONSORED ADR	86/12/31-03/12/31	5/21/2003	33,871 53	30,318 45	3,553 08
300 00	PETROLEO BRASILEIRO SA	SPONSORED ADR	86/12/31-03/12/31	5/21/2003	5 690 73	5 114 82	575 91
1,300 00	ROYAL DUTCH PETE CO	NY REGISTRY SH PAR N GLDR 1 25	86/12/31-03/12/31	3/25/2003	53,716 20	59,240 63	(5,524 43)
600 00	ROYAL DUTCH PETE CO	NY REGISTRY SH PAR N GLDR 1 25	86/12/31-03/12/31	3/25/2003	24,864 11	27 293 22	(2,629 11)
1,000 00	ROYAL DUTCH PETE CO	NY REGISTRY SH PAR N GLDR 1 25	86/12/31-03/12/31	3/26/2003	41,880 84	45,406 17	(3,545 33)
500 00	ROYAL DUTCH PETE CO	NY REGISTRY SH PAR N GLDR 1 25	86/12/31-03/12/31	3/27/2003	20,646 48	22,698 50	(2,234 02)
600 00	ROYAL DUTCH PETE CO	NY REGISTRY SH PAR N GLDR 1 25	86/12/31-03/12/31	3/28/2003	24,826 53	27,091 00	(2,264 47)
900 00	ROYAL DUTCH PETE CO	NY REGISTRY SH PAR N GLDR 1 25	86/12/31-03/12/31	4/10/2003	37,832 60	40 472 31	(2,639 71)
200 00	ROYAL DUTCH PETE CO	NY REGISTRY SH PAR N GLDR 1 25	86/12/31-03/12/31	4/25/2003	8,180 41	8,954 18	(773 77)
1,900 00	ROYAL DUTCH PETE CO	NY REGISTRY SH PAR N GLDR 1 25	86/12/31-03/12/31	5/1/2003	78,711 64	84,907 25	(6,195 61)
600 00	ROYAL DUTCH PETE CO	NY REGISTRY SH PAR N GLDR 1 25	86/12/31-03/12/31	7/2/2003	27,993 48	26 801 58	1,191 90
900 00	ROYAL DUTCH PETE CO	NY REGISTRY SH PAR N GLDR 1 25	86/12/31-03/12/31	7/3/2003	41,445 84	39,661 64	1,784 20
600 00	ROYAL DUTCH PETE CO	NY REGISTRY SH PAR N GLDR 1 25	86/12/31-03/12/31	7/7/2003	27,885 07	26 417 64	1,467 43
1,200 00	ROYAL DUTCH PETE CO	NY REGISTRY SH PAR N GLDR 1 25	86/12/31-03/12/31	7/9/2003	54,729 19	52 428 34	2,299 85
500 00	ROYAL DUTCH PETE CO	NY REGISTRY SH PAR N GLDR 1 25	86/12/31-03/12/31	7/9/2003	22,781 68	21,734 63	1,047 05
500 00	ROYAL DUTCH PETE CO	NY REGISTRY SH PAR N GLDR 1 25	86/12/31-03/12/31	7/22/2003	22,924 57	21,691 15	1,233 42
1,400 00	ROYAL DUTCH PETE CO	NY REGISTRY SH PAR N GLDR 1 25	86/12/31-03/12/31	7/24/2003	54,047 41	60,456 70	(6,409 29)
2,000 00	ROYAL DUTCH PETE CO	NY REGISTRY SH PAR N GLDR 1 25	86/12/31-03/12/31	7/24/2003	91,481 91	86 644 72	4,837 19
2,100 00	ROYAL DUTCH PETE CO	NY REGISTRY SH PAR N GLDR 1 25	86/12/31-03/12/31	9/8/2003	97,284 03	90,356 33	6,927 70
1,900 00	ROYAL DUTCH PETE CO	NY REGISTRY SH PAR N GLDR 1 25	86/12/31-03/12/31	9/9/2003	87,193 75	81,272 36	5,921 39
300 00	ROYAL DUTCH PETE CO	NY REGISTRY SH PAR N GLDR 1 25	86/12/31-03/12/31	9/10/2003	13 654 43	12,810 06	844 37
300 00	ROYAL DUTCH PETE CO	NY REGISTRY SH PAR N GLDR 1 25	86/12/31-03/12/31	9/10/2003	13,695 76	12,810 06	885 70
1,600 00	ROYAL DUTCH PETE CO	NY REGISTRY SH PAR N GLDR 1 25	86/12/31-03/12/31	9/11/2003	72,966 34	68,200 35	4,765 99
4,000 00	ROYAL DUTCH PETE CO	NY REGISTRY SH PAR N GLDR 1 25	86/12/31-03/12/31	9/12/2003	181,705 48	184,347 46	(2,641 98)
1,300 00	ROYAL DUTCH PETE CO	NY REGISTRY SH PAR N GLDR 1 25	86/12/31-03/12/31	9/15/2003	58,788 42	55,177 05	3,611 37
700 00	ROYAL DUTCH PETE CO	NY REGISTRY SH PAR N GLDR 1 25	86/12/31-03/12/31	9/15/2003	31,738 47	29,841 39	1,897 08
3,700 00	ROYAL DUTCH PETE CO	NY REGISTRY SH PAR N GLDR 1 25	86/12/31-03/12/31	9/16/2003	167,484 12	155,929 57	11,554 55
1,100 00	ROYAL DUTCH PETE CO	NY REGISTRY SH PAR N GLDR 1 25	86/12/31-03/12/31	9/17/2003	49,663 22	44,001 28	5,661 94
1,400 00	ROYAL DUTCH PETE CO	NY REGISTRY SH PAR N GLDR 1 25	86/12/31-03/12/31	9/18/2003	62,645 24	55,824 62	6,820 62
1,800 00	TELE NORTE LESTE PARTICIPACOES	SPONSORED ADR REPSTG PFD	86/12/31-03/12/31	3/13/2003	13,634 58	17,034 68	(3,400 08)
1,600 00	TELE NORTE LESTE PARTICIPACOES	SPONSORED ADR REPSTG PFD	86/12/31-03/12/31	3/13/2003	12,300 10	15,141 92	(2,841 82)
2,000 00	TELE NORTE LESTE PARTICIPACOES	SPONSORED ADR REPSTG PFD	86/12/31-03/12/31	3/13/2003	15,139 54	18,927 40	(3,787 86)
900 00	TELE NORTE LESTE PARTICIPACOES	SPONSORED ADR REPSTG PFD	86/12/31-03/12/31	3/13/2003	6,931 50	8,517 33	(1,585 83)
1,100 00	TELE NORTE LESTE PARTICIPACOES	SPONSORED ADR REPSTG PFD	86/12/31-03/12/31	3/14/2003	6,803 79	8,517 33	(1,713 54)
1,500 00	TELE NORTE LESTE PARTICIPACOES	SPONSORED ADR REPSTG PFD	86/12/31-03/12/31	3/17/2003	8,476 45	10 410 07	(1,933 62)
700 00	TELE NORTE LESTE PARTICIPACOES	SPONSORED ADR REPSTG PFD	86/12/31-03/12/31	3/19/2003	11,714 64	14,195 55	(2,480 91)
1,800 00	TELE NORTE LESTE PARTICIPACOES	SPONSORED ADR REPSTG PFD	86/12/31-03/12/31	3/20/2003	5 510 79	6,624 59	(1,113 80)
2,000 00	TELE NORTE LESTE PARTICIPACOES	SPONSORED ADR REPSTG PFD	86/12/31-03/12/31	3/21/2003	14,648 67	17,034 66	(2,385 99)
700 00	TELE NORTE LESTE PARTICIPACOES	SPONSORED ADR REPSTG PFD	86/12/31-03/12/31	3/24/2003	5,585 55	6 624 59	(1,059 04)
2,000 00	TELE NORTE LESTE PARTICIPACOES	SPONSORED ADR REPSTG PFD	86/12/31-03/12/31	3/25/2003	16,026 19	18,927 40	(2,901 21)
1,200 00	TELE NORTE LESTE PARTICIPACOES	SPONSORED ADR REPSTG PFD	86/12/31-03/12/31	3/26/2003	9,667 31	11,356 44	(1,689 13)
700 00	TELE NORTE LESTE PARTICIPACOES	SPONSORED ADR REPSTG PFD	86/12/31-03/12/31	3/27/2003	5 746 85	6,624 59	(877 74)
2,600 00	TELE NORTE LESTE PARTICIPACOES	SPONSORED ADR REPSTG PFD	86/12/31-03/12/31	3/27/2003	21,222 22	24,605 62	(3,383 40)

THE ROCKEFELLER FOUNDATION
EMPLOYEE ID NO 13-1659629
GAIN AND LOSSES ON TAXABLE INVESTMENTS
FOR YEAR 2003

Shares/Par Value	Security Name	Security Description	Date Bought	Date Sold	Proceeds	Cost	Realized Gain/Loss
2,800.00	TELE NORTE LESTE PARTICIPACOES	SPONSORED ADR REPSTG PFD	86/12/31-03/12/31	3/28/2003	23,322.84	26,498.36	(3,176.52)
2,300.00	TELE NORTE LESTE PARTICIPACOES	SPONSORED ADR REPSTG PFD	86/12/31-03/12/31	3/31/2003	19,298.51	21,766.51	(2,470.00)
1,400.00	TELE NORTE LESTE PARTICIPACOES	SPONSORED ADR REPSTG PFD	86/12/31-03/12/31	3/31/2003	11,746.12	13,249.18	(1,503.06)
600.00	TELE NORTE LESTE PARTICIPACOES	SPONSORED ADR REPSTG PFD	86/12/31-03/12/31	4/1/2003	5,135.75	5,678.22	(542.47)
2,200.00	TELE NORTE LESTE PARTICIPACOES	SPONSORED ADR REPSTG PFD	86/12/31-03/12/31	4/2/2003	20,202.31	20,820.14	(617.83)
600.00	TELE NORTE LESTE PARTICIPACOES	SPONSORED ADR REPSTG PFD	86/12/31-03/12/31	4/2/2003	5,504.86	5,678.22	(173.36)
200.00	TELE NORTE LESTE PARTICIPACOES	SPONSORED ADR REPSTG PFD	86/12/31-03/12/31	4/3/2003	1,840.91	1,892.74	(51.83)
1,000.00	TELEFONOS DE MEXICO S A	SPONSORED ADR REPSTG SH ORD L	86/12/31-03/12/31	1/28/2003	30,200.58	30,808.10	(607.52)
2,100.00	TELEFONOS DE MEXICO S A	SPONSORED ADR REPSTG SH ORD L	86/12/31-03/12/31	4/17/2003	64,909.21	64,598.69	310.52
1,100.00	TELEFONOS DE MEXICO S A	SPONSORED ADR REPSTG SH ORD L	86/12/31-03/12/31	4/22/2003	34,233.03	33,808.85	424.18
500.00	TELEFONOS DE MEXICO S A	SPONSORED ADR REPSTG SH ORD L	86/12/31-03/12/31	4/23/2003	15,463.82	15,366.75	97.07
300.00	TELEFONOS DE MEXICO S A	SPONSORED ADR REPSTG SH ORD L	86/12/31-03/12/31	4/25/2003	8,937.90	9,220.05	(282.15)
2,000.00	TELEFONOS DE MEXICO S A	SPONSORED ADR REPSTG SH ORD L	86/12/31-03/12/31	5/1/2003	60,109.58	61,467.00	(1,357.42)
2,200.00	TELEFONOS DE MEXICO S A	SPONSORED ADR REPSTG SH ORD L	86/12/31-03/12/31	5/9/2003	67,617.57	67,613.70	3.87
300.00	TELEFONOS DE MEXICO S A	SPONSORED ADR REPSTG SH ORD L	86/12/31-03/12/31	5/12/2003	9,134.57	9,220.05	(85.48)
1,200.00	TELEFONOS DE MEXICO S A	SPONSORED ADR REPSTG SH ORD L	86/12/31-03/12/31	5/12/2003	36,585.88	36,880.20	(314.32)
1,700.00	TELEFONOS DE MEXICO S A	SPONSORED ADR REPSTG SH ORD L	86/12/31-03/12/31	5/13/2003	51,480.89	52,246.95	(766.06)
1,400.00	TELEFONOS DE MEXICO S A	SPONSORED ADR REPSTG SH ORD L	86/12/31-03/12/31	5/20/2003	41,228.06	43,026.90	(1,798.84)
1,300.00	TELEFONOS DE MEXICO S A	SPONSORED ADR REPSTG SH ORD L	86/12/31-03/12/31	5/23/2003	38,528.16	39,953.55	(1,425.39)
100.00	TELEFONOS DE MEXICO S A	SPONSORED ADR REPSTG SH ORD L	86/12/31-03/12/31	5/27/2003	2,958.91	3,073.35	(114.44)
900.00	TELEFONOS DE MEXICO S A	SPONSORED ADR REPSTG SH ORD L	86/12/31-03/12/31	7/17/2003	27,296.17	27,660.15	(363.98)
800.00	TELEFONOS DE MEXICO S A	SPONSORED ADR REPSTG SH ORD L	86/12/31-03/12/31	7/17/2003	24,118.86	24,586.80	(467.94)
400.00	TELEFONOS DE MEXICO S A	SPONSORED ADR REPSTG SH ORD L	86/12/31-03/12/31	8/22/2003	12,189.06	12,293.40	(104.34)
1,200.00	TELEFONOS DE MEXICO S A	SPONSORED ADR REPSTG SH ORD L	86/12/31-03/12/31	9/8/2003	37,375.00	36,880.20	494.80
1,300.00	TELEFONOS DE MEXICO S A	SPONSORED ADR REPSTG SH ORD L	86/12/31-03/12/31	9/9/2003	39,781.51	39,953.55	(172.04)
400.00	TELEFONOS DE MEXICO S A	SPONSORED ADR REPSTG SH ORD L	86/12/31-03/12/31	9/9/2003	12,379.41	12,293.40	86.01
1,400.00	TELEFONOS DE MEXICO S A	SPONSORED ADR REPSTG SH ORD L	86/12/31-03/12/31	9/10/2003	42,888.52	43,026.90	(138.38)
1,100.00	TELEFONOS DE MEXICO S A	SPONSORED ADR REPSTG SH ORD L	86/12/31-03/12/31	9/11/2003	33,774.02	33,808.85	(32.83)
900.00	TELEFONOS DE MEXICO S A	SPONSORED ADR REPSTG SH ORD L	86/12/31-03/12/31	9/12/2003	27,571.46	27,660.15	(88.69)
1,200.00	TELEFONOS DE MEXICO S A	SPONSORED ADR REPSTG SH ORD L	86/12/31-03/12/31	10/2/2003	36,574.28	36,880.20	(305.92)
1,200.00	TELEFONOS DE MEXICO S A	SPONSORED ADR REPSTG SH ORD L	86/12/31-03/12/31	10/3/2003	36,844.12	36,880.20	(36.08)
1,800.00	TELEFONOS DE MEXICO S A	SPONSORED ADR REPSTG SH ORD L	86/12/31-03/12/31	10/6/2003	54,713.47	55,320.30	(606.83)
1,700.00	TELEFONOS DE MEXICO S A	SPONSORED ADR REPSTG SH ORD L	86/12/31-03/12/31	10/7/2003	51,331.13	52,246.95	(915.82)
1,800.00	TELEFONOS DE MEXICO S A	SPONSORED ADR REPSTG SH ORD L	86/12/31-03/12/31	10/8/2003	54,009.88	55,320.30	(1,310.42)
3,100.00	TELEFONOS DE MEXICO S A	SPONSORED ADR REPSTG SH ORD L	86/12/31-03/12/31	10/8/2003	96,868.59	95,273.85	1,594.74
800.00	TELEFONOS DE MEXICO S A	SPONSORED ADR REPSTG SH ORD L	86/12/31-03/12/31	10/14/2003	24,912.35	24,586.80	325.55
200.00	TELEFONOS DE MEXICO S A	SPONSORED ADR REPSTG SH ORD L	86/12/31-03/12/31	10/15/2003	6,211.80	6,146.70	65.10
200.00	TELEFONOS DE MEXICO S A	SPONSORED ADR REPSTG SH ORD L	86/12/31-03/12/31	10/17/2003	6,181.71	6,146.70	35.01
1,100.00	TELEFONOS DE MEXICO S A	SPONSORED ADR REPSTG SH ORD L	86/12/31-03/12/31	12/10/2003	35,442.54	33,808.85	1,633.69
900.00	TELEFONOS DE MEXICO S A	SPONSORED ADR REPSTG SH ORD L	86/12/31-03/12/31	12/17/2003	29,053.96	27,660.15	1,393.81
1,200.00	TELEFONOS DE MEXICO S A	SPONSORED ADR REPSTG SH ORD L	86/12/31-03/12/31	12/18/2003	36,781.18	36,880.20	(98.02)
400.00	TELEFONOS DE MEXICO S A	SPONSORED ADR REPSTG SH ORD L	86/12/31-03/12/31	12/19/2003	12,925.19	12,293.40	631.79
1,800.00	TELEFONOS DE MEXICO S A	SPONSORED ADR REPSTG SH ORD L	86/12/31-03/12/31	12/23/2003	58,220.07	55,320.30	2,899.77
200.00	TELEFONOS DE MEXICO S A	SPONSORED ADR REPSTG SH ORD L	86/12/31-03/12/31	12/23/2003	6,508.69	6,146.70	361.99
200.00	TELEFONOS DE MEXICO S A	SPONSORED ADR REPSTG SH ORD L	86/12/31-03/12/31	12/24/2003	6,490.05	6,146.70	343.35
300.00	TELEFONOS DE MEXICO S A	SPONSORED ADR REPSTG SH ORD L	86/12/31-03/12/31	12/26/2003	9,736.49	9,220.05	516.44
2,500.00	TELEFONOS DE MEXICO S A	SPONSORED ADR REPSTG SH ORD L	86/12/31-03/12/31	12/29/2003	82,013.90	76,833.75	5,180.15
1,500.00	TELEFONOS DE MEXICO S A	SPONSORED ADR REPSTG SH ORD L	86/12/31-03/12/31	12/30/2003	46,463.78	46,100.25	363.53
300.00	TELEFONOS DE MEXICO S A	SPONSORED ADR REPSTG SH ORD L	86/12/31-03/12/31	12/31/2003	9,891.01	9,220.05	670.96
10,300.00	TELESP CELULAR PARTICIPACOES	SPONSORED ADR REPSTG PFD	86/12/31-03/12/31	4/4/2003	36,248.10	35,072.53	1,175.57
700.00	UNILEVER N V	NY SHS NEW	86/12/31-03/12/31	5/28/2003	41,596.04	41,292.52	303.52
800.00	UNILEVER N V	NY SHS NEW	86/12/31-03/12/31	5/29/2003	47,604.49	45,433.42	2,171.07
185,000.00	FIAT S P A	SPONSORED ADR REPSTG ORD NEW	86/12/31-03/12/31	5/30/2003	1,506,898.81	1,582,804.50	(72,905.69)
225,000.00	FIAT S P A	SPONSORED ADR REPSTG ORD NEW	86/12/31-03/12/31	6/1/2003	1,837,688.46	1,825,032.50	(12,655.96)
8,191.00	ALCATEL ALSTHOM	SPONSORED ADR REPSTG 1/5 SH	86/12/31-03/12/31	8/5/2003	82,931.61	74,456.10	8,475.51
10,000.00	ALCATEL ALSTHOM	SPONSORED ADR REPSTG 1/5 SH	86/12/31-03/12/31	8/12/2003	99,595.32	90,899.90	8,695.42
2,500.00	BP PLC	SPONSORED ADR	86/12/31-03/12/31	6/20/2003	109,575.86	108,825.00	750.86
7,300.00	BP PLC	SPONSORED ADR	86/12/31-03/12/31	6/20/2003	317,681.13	317,789.00	(107.87)
27,900.00	NOKIA CORP	SPONSORED ADR	86/12/31-03/12/31	6/20/2003	486,864.79	498,015.00	(11,150.21)
6,800.00	NOKIA CORP	SPONSORED ADR	86/12/31-03/12/31	6/20/2003	115,362.60	117,810.00	(2,447.40)
5,400.00	TEVA PHARMACEUTICAL INDS LTD	ADR	86/12/31-03/12/31	6/20/2003	301,845.87	298,080.00	3,765.87
23,400.00	TEVA PHARMACEUTICAL INDS LTD	ADR	86/12/31-03/12/31	6/20/2003	1,298,241.41	1,291,680.00	6,561.41
4,600.00	VODAFONE GROUP PLC NEW	SPONSORED ADR	86/12/31-03/12/31	6/20/2003	94,985.55	95,036.00	(50.45)
47,400.00	VODAFONE GROUP PLC NEW	SPONSORED ADR	86/12/31-03/12/31	6/20/2003	979,318.70	979,284.00	34.70
700.00	BANCO SANTANDER CHILE NEW	SPONSORED ADR REPSTG COM	86/12/31-03/12/31	12/19/2003	16,239.24	16,849.16	(609.92)
400.00	BANCO SANTANDER CHILE NEW	SPONSORED ADR REPSTG COM	86/12/31-03/12/31	12/19/2003	9,279.56	9,628.09	(348.53)
400.00	BANCO SANTANDER CHILE NEW	SPONSORED ADR REPSTG COM	86/12/31-03/12/31	12/19/2003	9,293.60	9,628.09	(334.49)
200.00	BANCO SANTANDER CHILE NEW	SPONSORED ADR REPSTG COM	86/12/31-03/12/31	12/22/2003	4,842.28	4,814.05	(28.23)
206.00	BANCO SANTANDER CHILE NEW	SPONSORED ADR REPSTG COM	86/12/31-03/12/31	12/30/2003	4,892.37	4,958.47	(66.10)
3,000.00	ICICI BK LTD	SPONSORED ADR	86/12/31-03/12/31	12/12/2003	44,159.42	40,254.02	3,905.40
3,654.00	STATE BK OF INDIA	GDR EACH REP 2 SHS INR10(REG S	86/12/31-03/12/31	12/5/2003	109,620.00	114,792.97	(5,172.97)
TOTAL DEPOSITORY RECEIPTS					66,846,086.99	67,124,337.86	(278,250.87)
MUTUAL FUNDS							
11,198.00	EMERGING MARKETS SO ASIAN FD		86/12/31-03/12/31	1/1/2003	100,000.00	117,468.14	(17,468.14)
83,852.00	EMERGING MARKETS SO ASIAN FD		86/12/31-03/12/31	10/16/2003	1,200,000.00	859,978.53	340,021.47
604.93	NEW CENTY FD X		86/12/31-03/12/31	4/14/2003	44,328.33	-	44,328.33
691.14	NEW CENTURY FUND XII	PRIVATE EQUITY	86/12/31-03/12/31	4/15/2003	27,923.30	367,450.70	(339,527.40)
197,581.67	EMERGING MKRTS TAIWAN A/C II		86/12/31-03/12/31	5/6/2003	75,000.00	155,896.00	(80,896.00)
115,571.48	EMERGING MKRTS TAIWAN A/C II		86/12/31-03/12/31	10/6/2003	65,000.00	91,197.51	(26,197.51)
629,332.40	EMERGING MKRTS TAIWAN A/C II		86/12/31-03/12/31	10/20/2003	350,000.00	496,806.48	(146,806.48)
346,931.10	EMERGING MKRTS TAIWAN A/C II		86/12/31-03/12/31	11/20/2003	195,000.00	273,763.49	(78,763.49)
10,910.00	AFRICA EMERGING MARKET FUNDS		86/12/31-03/12/31	10/1/2003	120,000.00	116,494.67	3,505.33

THE ROCKEFELLER FOUNDATION
EMPLOYEE ID NO 13-1659629
GAIN AND LOSSES ON TAXABLE INVESTMENTS
FOR YEAR 2003

Shares/Par Value	Security Name	Security Description	Date Bought	Date Sold	Proceeds	Cost	Realized Gain/Loss
13,828 00	AFRICA EMERGING MARKET FUNDS		88/12/31-03/12/31	12/1/2003	175,000 00	141,649 13	33,350 87
-	ASIA PACIFIC TRUST		88/12/31-03/12/31	9/25/2003	- 1,613 89	-	1,613 89
-	NEW CENTY FD X		88/12/31-03/12/31	1/31/2003	132,323 00	-	132,323 00
-	NEW CENTY FD X		88/12/31-03/12/31	1/8/2003	165,473 53	-	165,473 53
-	S AFRICA CAPITAL GROWTH FUND		88/12/31-03/12/31	4/4/2003	1,961 61	-	1,961 61
-	S AFRICA CAPITAL GROWTH FUND		88/12/31-03/12/31	7/30/2003	168 36	-	168 36
-	S AFRICA CAPITAL GROWTH FUND		88/12/31-03/12/31	11/20/2003	214 68	-	214 68
264,356 16	BGI EAFE EQUITY INDEX FUND B		88/12/31-03/12/31	7/23/2003	7 000 000 00	6,896,755 89	103,244 11
-	BGI EAFE EQUITY INDEX FUND B		88/12/31-03/12/31	2003	(1,414,529 89)	-	(1,414,529 89)
-	BGI EQUITY INDEX FUND B		88/12/31-03/12/31	2003	1,248,987 40	-	1,248,987 40
302,139 15	BGI INT GOV BD INDEX FD B		88/12/31-03/12/31	8/26/2003	8,000,000 00	8,278,789 94	(278,789 94)
-	BGI INT GOV BD INDEX FD B		88/12/31-03/12/31	2003	252,840 33	-	252,840 33
-	BGI US TIPS FUND B		88/12/31-03/12/31	6/25/1905	4 668,856 10	-	4,668,856 10
524,694 22	BGI RUSSL 2000 ALPHA TILTS B		88/12/31-03/12/31	7/11/2003	30,000,031 84	24,252,388 48	5,747,643 36
-	BGI RUSSL 2000 ALPHA TILTS B		88/12/31-03/12/31	2003	4,594,330 66	-	4,594,330 66
3,067 97	BGI RESTRUCTURING FUND		88/12/31-03/12/31	12/31/2002	33,054 08	30,679 70	2,374 38
TOTAL MUTUAL FUNDS					67,037,577.02	42,079,098.66	14,958,478.36
US GOVERNMENT AND AGENCY							
310,030 82	GNMA POOL	596807	6% 15 Dec 2032	88/12/31-03/12/31	8/12/2003	317,394 15	322,722 81 (5,328 66)
327,074 33	GNMA POOL	598121	6% 15 Feb 2033	88/12/31-03/12/31	8/12/2003	334,842 35	340,463 94 (5,621 59)
4,275,235 55	GNMA POOL	604186	6% 15 Apr 2033	88/12/31-03/12/31	9/4/2003	4,353,392 20	4,485,323 30 (131,931 10)
198,560 25	GNMA POOL	604186	6% 15 Apr 2033	88/12/31-03/12/31	9/15/2003	198,560 25	208 317 63 (9,757 38)
4,417,022 05	GNMA POOL	604243	6% 15 Apr 2033	88/12/31-03/12/31	9/4/2003	4,498 460 89	4,634,077 27 (135,816 38)
197,857 75	GNMA POOL	604243	6% 15 Apr 2033	88/12/31-03/12/31	9/15/2003	197 857 77	207 580 60 (9 722 83)
204,167 02	GNMA POOL	604482	6% 15 Jul 2033	88/12/31-03/12/31	8/12/2003	209,015 99	212 525 11 (3,509 12)
325,627 33	GNMA POOL	569579	6 5% 15 Jan 2032	88/12/31-03/12/31	1/13/2003	342,112 21	339 873 53 2,238 68
190,551 16	GNMA POOL	570736	6% 15 Jan 2032	88/12/31-03/12/31	8/12/2003	195,076 75	198 351 85 (3,275 10)
37,485 57	GNMA POOL	572401	6 5% 15 Nov 2031	88/12/31-03/12/31	1/13/2003	39,383 28	39 125 56 257 72
836,675 74	GNMA POOL	574410	6 5% 15 Feb 2032	88/12/31-03/12/31	1/13/2003	879,032 45	873,280 30 5,752 15
342,092 14	GNMA POOL	575991	6% 15 Mar 2032	88/12/31-03/12/31	8/12/2003	350,216 83	358,096 54 (5,879 71)
35,988 18	GNMA POOL	576520	6% 15 Feb 2032	88/12/31-03/12/31	8/12/2003	36,842 90	37,461 45 (618 55)
54,815 64	GNMA POOL	580975	6 5% 15 Feb 2032	88/12/31-03/12/31	1/13/2003	57,590 68	57,213 82 376 86
823,329 81	GNMA POOL	582955	6 5% 15 Feb 2032	88/12/31-03/12/31	1/13/2003	885,010 88	859,350 49 5,660 39
81,564 85	GNMA POOL	584085	6% 15 Oct 2032	88/12/31-03/12/31	8/12/2003	93,739 52	95,313 29 (1,573 77)
320,182 37	GNMA POOL	583909	6 5% 15 Apr 2032	88/12/31-03/12/31	1/13/2003	336,391 60	334,190 35 2,201 25
65,533 90	GNMA POOL	587435	6% 15 Nov 2032	88/12/31-03/12/31	8/12/2003	67,090 33	68,216 69 (1,126 36)
94,250 00	GNMA POOL	588283	5 5% 15 May 2033	88/12/31-03/12/31	2/21/2003	95,752 11	95,339 77 412 34
648,954 06	GNMA POOL	591891	6 5% 15 Oct 2032	88/12/31-03/12/31	1/13/2003	681,807 38	677,345 80 4,461 56
905,650 00	GNMA POOL	592736	5 5% 15 Apr 2033	88/12/31-03/12/31	2/21/2003	920,083 80	916,121 58 3,962 22
374,391 00	GNMA POOL	592736	6% 15 Apr 2033	88/12/31-03/12/31	2/21/2003	380,357 86	378 719 90 1,637 96
27,936 24	GNMA POOL	606668	6% 15 Jun 2033	88/12/31-03/12/31	8/12/2003	28,599 73	29,079 88 (480 15)
25,268 62	GNMA POOL	607650	6% 15 Feb 2033	88/12/31-03/12/31	8/12/2003	25,868 75	26,303 05 (434 30)
983,912 19	GNMA POOL	609349	6% 15 Feb 2033	88/12/31-03/12/31	8/12/2003	986,805 10	1,003,372 35 (16,567 25)
20,290 55	GNMA POOL	372655	6 5% 15 Apr 2032	88/12/31-03/12/31	1/13/2003	21,317 76	21,178 26 139 50
654,327 73	GNMA POOL	372655	6 5% 15 Apr 2032	88/12/31-03/12/31	1/13/2003	687,453 07	682,954 57 4,498 50
20,347 96	GNMA POOL	441692	6% 15 Mar 2028	88/12/31-03/12/31	8/12/2003	20,831 22	21,180 95 (349 73)
176,863 30	GNMA POOL	465553	6% 15 Aug 2028	88/12/31-03/12/31	8/12/2003	181,063 80	184,103 64 (3,039 84)
23,067 45	GNMA POOL 470467		6 5% 15 Jun 2029	88/12/31-03/12/31	1/13/2003	24,235 24	24 078 65 158 59
108,424 08	GNMA POOL	472495	6 5% 15 Mar 2029	88/12/31-03/12/31	1/13/2003	113 913 05	113 167 63 745 42
99,130 38	GNMA POOL	482066	6% 15 Aug 2028	88/12/31-03/12/31	8/12/2003	101,484 73	103,188 53 (1,703 80)
49,976 30	GNMA POOL	487461	6% 15 Apr 2029	88/12/31-03/12/31	8/12/2003	51,163 24	52,022 20 (858 96)
142,827 98	GNMA POOL 492871		6 5% 15 Feb 2029	88/12/31-03/12/31	1/13/2003	150,058 65	149,076 70 981 95
142,017 63	GNMA POOL 504251		6 5% 15 Apr 2029	88/12/31-03/12/31	1/13/2003	149,207 27	148,230 90 976 37
25,725 14	GNMA POOL	509301	6% 15 May 2029	88/12/31-03/12/31	8/12/2003	26,336 11	26,778 26 (442 15)
646,121 49	GNMA POOL	545834	6 5% 15 Jul 2031	88/12/31-03/12/31	1/13/2003	678,831 39	674,389 31 4,442 08
22,702 02	GNMA POOL	545834	6 5% 15 Jul 2031	88/12/31-03/12/31	1/13/2003	23,851 31	23,695 23 156 08
820,522 67	GNMA POOL	550047	6 5% 15 Jun 2031	88/12/31-03/12/31	1/13/2003	862,061 63	856,420 54 5,641 09
34,374 40	GNMA POOL	551598	6 5% 15 Aug 2031	88/12/31-03/12/31	1/13/2003	36,114 60	35,878 28 236 32
41,377 18	GNMA POOL	552557	6% 15 May 2032	88/12/31-03/12/31	8/12/2003	42,359 89	43,071 06 (711 17)
659,521 58	GNMA POOL	555227	6 5% 15 Feb 2032	88/12/31-03/12/31	1/13/2003	692,909 86	688,375 65 4,534 21
25,489 53	GNMA POOL	555802	6 5% 15 Nov 2031	88/12/31-03/12/31	1/13/2003	26,779 94	26,604 70 175 24
323,160 95	GNMA POOL	556011	6 5% 15 Dec 2031	88/12/31-03/12/31	1/13/2003	339 520 97	337,299 24 2,221 73
153,543 95	GNMA POOL	559316	6 5% 15 Nov 2031	88/12/31-03/12/31	1/13/2003	161,317 11	160,261 50 1,055 61
65,646 26	GNMA POOL	559720	6% 15 Dec 2031	88/12/31-03/12/31	8/12/2003	67,205 36	68,333 65 (1,128 29)
625,509 00	GNMA POOL	560149	5 5% 15 May 2033	88/12/31-03/12/31	2/21/2003	635,478 05	632,741 45 2,736 60
320,187 37	GNMA POOL	563363	6 5% 15 Oct 2031	88/12/31-03/12/31	1/13/2003	336 396 86	334,195 57 2,201 29
325,677 21	GNMA POOL	563338	6 5% 15 Sep 2031	88/12/31-03/12/31	1/13/2003	342,164 62	339,925 59 2,239 03
351,211 18	GNMA POOL	564457	6 5% 15 Nov 2031	88/12/31-03/12/31	1/13/2003	368,991 25	366,576 67 2,414 58
28,200 99	GNMA POOL	564457	6 5% 15 Nov 2031	88/12/31-03/12/31	1/13/2003	29,628 67	29,434 78 193 89
822,785 64	GNMA POOL	564943	6 5% 15 Nov 2031	88/12/31-03/12/31	1/13/2003	864 418 15	858 761 64 5,656 51
328,343 84	GNMA POOL	568447	6 5% 15 Mar 2032	88/12/31-03/12/31	1/13/2003	344,966 25	342,708 88 2,257 37
118,793 55	GNMA POOL	780941	6% 15 Dec 2028	88/12/31-03/12/31	8/12/2003	121,614 90	123,656 66 (2,041 76)
20,251 97	GNMA POOL	781341	6% 15 Oct 2031	88/12/31-03/12/31	8/12/2003	20,732 95	21 081 04 (348 09)
485,901 49	GNMA POOL	781582	6% 15 Mar 2033	88/12/31-03/12/31	8/12/2003	497 441 65	505,793 09 (8,351 44)
782,175 67	GNMA POOL	781582	6% 15 Mar 2033	88/12/31-03/12/31	8/12/2003	800,752 34	814,195 99 (13,443 65)
884,589 57	GNMA POOL	781582	6% 15 Mar 2033	88/12/31-03/12/31	8/12/2003	905,588 57	920,802 45 (15,203 88)
959 499 38	GNMA POOL	781582	6% 15 Mar 2033	88/12/31-03/12/31	8/12/2003	982,287 49	998,778 89 (16,491 40)
949,105 73	GNMA POOL	781582	6% 15 Mar 2033	88/12/31-03/12/31	8/12/2003	971,646 99	987,959 74 (16,312 75)
930,786 25	GNMA POOL	781582	6% 15 Mar 2033	88/12/31-03/12/31	8/12/2003	952,892 42	968,890 31 (15,997 89)
842 888 82	GNMA POOL	781582	6% 15 Mar 2033	88/12/31-03/12/31	8/12/2003	862,907 43	877,394 59 (14,487 16)
632 684 74	GNMA POOL	781582	6% 15 Mar 2033	88/12/31-03/12/31	8/12/2003	647,711 00	658 585 27 (10,874 27)
330 933 02	GNMA POOL	781582	6% 15 Mar 2033	88/12/31-03/12/31	8/12/2003	338,792 68	344,480 59 (5,687 91)
1,485,896 38	GOVERNMENT NATL MTG ASSN GTD	1 73813% 20 Jun 2032	88/12/31-03/12/31	4/21/2003	1,488,914 80	1,488,419 38	495 22

THE ROCKEFELLER FOUNDATION
EMPLOYEE ID NO 13-1858629
GAIN AND LOSSES ON TAXABLE INVESTMENTS
FOR YEAR 2003

Shares/Par Value	Security Name	Security Description	Date Bought	Date Sold	Proceeds	Cost	Realized Gain/Loss
3,000,000 00	FNMA TBA JUL 15 SINGLE FAM	5% 31 Dec 2009	86/12/31-03/12/31	7/14/2003	3,103,828 13	3,059,531 25	44,296 88
3,000,000 00	FNMA TBA AUG 15 SINGLE FAM	5% 31 Dec 2009	86/12/31-03/12/31	8/14/2003	2,992,817 19	3,096,582 50	(103,945 31)
3,000,000 00	FNMA TBA SEP 15 SINGLE FAM	5% 01 Dec 2009	86/12/31-03/12/31	9/15/2003	3,050,742 19	2,982,856 25	68,085 94
3,000,000 00	FNMA TBA OCT 15 SINGLE FAM	5% 01 Dec 2009	86/12/31-03/12/31	10/15/2003	3,042,890 63	3,041,250 00	1,640 63
11,990 19	FEDERAL NATL MTG ASSN REMIC	0% 25 Mar 2028	86/12/31-03/12/31	1/25/2003	11,990 19	8,516 78	3,473 41
48,938 18	FEDERAL NATL MTG ASSN REMIC	0% 25 Mar 2028	86/12/31-03/12/31	2/25/2003	48,938 18	34,759 98	14,178 20
15,830 86	FEDERAL NATL MTG ASSN REMIC	0% 25 Mar 2028	86/12/31-03/12/31	3/25/2003	15,830 66	11,244 72	4,585 94
35,871 94	FEDERAL NATL MTG ASSN REMIC	0% 25 Mar 2028	86/12/31-03/12/31	4/25/2003	35,871 94	25,480 29	10,391 65
21,816 11	FEDERAL NATL MTG ASSN REMIC	0% 25 Mar 2028	86/12/31-03/12/31	5/27/2003	21,816 11	15,496 28	6,319 85
37,446 23	FEDERAL NATL MTG ASSN REMIC	0% 25 Mar 2028	86/12/31-03/12/31	8/25/2003	37,446 23	28,598 53	10,847 70
35,846 46	FEDERAL NATL MTG ASSN REMIC	0% 25 Mar 2028	86/12/31-03/12/31	7/25/2003	35,846 46	25,320 13	10,526 33
5,769 834 36	FNMA POOL 254832	0 99% 01 Jul 2023	86/12/31-03/12/31	11/5/2003	5,863,594 17	5,772,687 76	90,906 41
49,419 72	FNMA POOL 254832	0 99% 01 Jul 2023	86/12/31-03/12/31	11/25/2003	49,419 72	49,817 56	(197 84)
1,984,815 02	FNMA POOL 254911	5% 01 Oct 2023	86/12/31-03/12/31	11/5/2003	1,982,334 00	1,947,599 74	34,734 26
986,842 81	FNMA POOL 254985	5% 01 Nov 2023	86/12/31-03/12/31	11/5/2003	985,386 81	975,495 88	19,900 93
5,457,984 02	FNMA POOL 545759	6 5% 01 Jul 2032	86/12/31-03/12/31	3/10/2003	5,718,811 88	5,684,048 72	32,763 14
5,653,804 24	FNMA POOL 545759	6 5% 01 Jul 2032	86/12/31-03/12/31	3/10/2003	5,920,593 13	5,889,445 87	51,147 26
4,001,018 55	FNMA POOL 545856	6 5% 01 Aug 2017	86/12/31-03/12/31	3/7/2003	4,249,831 89	4,185,440 50	64,391 39
63,514 57	FNMA POOL 681774	5% 01 Jan 2018	86/12/31-03/12/31	10/16/2003	64,318 43	64,229 11	89 32
76,445 85	FNMA POOL 693454	5% 01 Mar 2018	86/12/31-03/12/31	10/16/2003	77,413 17	77,305 68	107 51
1,000,100 00	FNMA POOL	5% 01 Sep 2033	86/12/31-03/12/31	8/8/2003	979,941 73	987,442 48	(7,500 75)
1,000,100 00	FNMA POOL	5% 01 Sep 2033	86/12/31-03/12/31	8/8/2003	979,941 73	987,442 48	(7,500 75)
1,925,551 06	FNMA POOL	5% 01 Jul 2018	86/12/31-03/12/31	8/22/2003	1,927,958 00	1,982,278 23	(54,320 23)
70,606 50	FNMA POOL 731866	5% 01 Oct 2018	86/12/31-03/12/31	10/16/2003	71,500 11	71,400 82	99 29
827,695 86	FNMA POOL 732873	5% 01 Nov 2018	86/12/31-03/12/31	10/16/2003	838,171 18	837,007 24	1,163 94
1,000,100 00	FNMA POOL	5% 01 Sep 2033	86/12/31-03/12/31	8/8/2003	979,941 73	987,442 48	(7,500 75)
1,000,100 00	FNMA POOL	5% 01 Sep 2033	86/12/31-03/12/31	8/8/2003	979,941 73	987,442 48	(7,500 75)
1,000,100 00	FNMA POOL	5% 01 Oct 2033	86/12/31-03/12/31	8/8/2003	979,941 73	987,442 48	(7,500 75)
94,298 51	FNMA POOL 743898	5% 01 Nov 2018	86/12/31-03/12/31	10/16/2003	95,491 98	95,359 37	132 61
905,774 39	FNMA POOL 746985	5% 01 Nov 2018	86/12/31-03/12/31	10/16/2003	917,238 10	915,964 35	1,273 75
95,758 00	FNMA POOL 751968	5% 01 Nov 2018	86/12/31-03/12/31	10/16/2003	96,970 95	96,836 29	134 66
865,779 00	FNMA POOL 751968	5% 01 Nov 2018	86/12/31-03/12/31	10/16/2003	876,736 52	875,518 01	1,217 51
5,000,000 00	FHLMC TBA AUG 15 GOLD SINGLE	4 5% 31 Dec 2009	86/12/31-03/12/31	8/12/2003	4,929,882 81	5,070,312 50	(140,429 69)
3,500,000 00	FHLMC TBA DEC 30 GOLD SINGLE	5 5% 01 Dec 2009	86/12/31-03/12/31	12/8/2003	3,545,800 78	3,543,476 56	2,324 22
401,694 25	FED HM LN PC	5% 01 Dec 2031	86/12/31-03/12/31	3/25/2003	396,233 72	401,945 31	(5,711 59)
407,882 83	FED HM LN PC	6 5% 01 Jul 2032	86/12/31-03/12/31	3/5/2003	426,938 61	419,009 64	7,928 97
125,732 00	FED HM LN PC	5 5% 01 Mar 2033	86/12/31-03/12/31	2/21/2003	128,187 70	127,470 64	717 06
127,739 00	FED HM LN PC	5 5% 01 Mar 2033	86/12/31-03/12/31	2/21/2003	130,233 90	129,505 39	728 51
127,326 00	FED HM LN PC	5 5% 01 Mar 2033	86/12/31-03/12/31	2/21/2003	129,812 84	129,086 68	726 16
406,812 56	FED HM LN PC	5% 01 Mar 2033	86/12/31-03/12/31	3/25/2003	401,381 09	407,166 88	(5,785 79)
499,951 00	FED HM LN PC	5 5% 01 Apr 2033	86/12/31-03/12/31	2/21/2003	509,715 87	506,864 38	2,851 29
660,038 00	FED HM LN PC	5 5% 01 Apr 2033	86/12/31-03/12/31	2/21/2003	672,927 33	669,163 06	3,764 27
661,241 00	FED HM LN PC	5 5% 01 Apr 2033	86/12/31-03/12/31	2/21/2003	674,155 86	670,384 72	3,771 14
659,724 00	FED HM LN PC	5 5% 01 Apr 2033	86/12/31-03/12/31	2/21/2003	672,609 23	668,846 75	3,762 48
366,697 28	FED HM LN PC	5% 01 Mar 2033	86/12/31-03/12/31	3/25/2003	361,909 77	367,126 59	(5,216 82)
212,438 00	FED HM LN PC	5 5% 01 Apr 2033	86/12/31-03/12/31	2/21/2003	216,587 18	215,375 62	1,211 56
212,539 00	FED HM LN PC	5 5% 01 Apr 2033	86/12/31-03/12/31	2/21/2003	216,690 15	215,478 02	1,212 13
212,628 00	FED HM LN PC	5 5% 01 Apr 2033	86/12/31-03/12/31	2/21/2003	217,088 75	215,872 40	1,216 35
359,822 36	FED HM LN PC	5% 01 Apr 2033	86/12/31-03/12/31	3/25/2003	354,931 02	360,047 25	(5,116 23)
437,920 25	FED HM LN PC	5% 01 Apr 2033	86/12/31-03/12/31	3/25/2003	431,967 27	438,193 95	(6,226 68)
380,440 29	FED HM LN PC	5% 01 Apr 2033	86/12/31-03/12/31	3/25/2003	375,268 68	380,678 07	(5,409 39)
191,393 52	FED HM LN PC	5% 01 Apr 2033	86/12/31-03/12/31	3/25/2003	188,791 76	191,513 14	(2,721 38)
229,645 45	FED HM LN PC	5% 01 Apr 2033	86/12/31-03/12/31	3/25/2003	226,523 71	229,768 98	(3,245 27)
273,260 72	FED HM LN PC	5% 01 May 2033	86/12/31-03/12/31	3/25/2003	269,585 81	273,451 52	(3,865 71)
95,456 11	FED HM LN PC	5% 01 May 2033	86/12/31-03/12/31	3/25/2003	94,158 50	95,515 77	(1,357 27)
634,081 00	FED HM LN PC	5% 01 May 2033	86/12/31-03/12/31	3/25/2003	625,471 33	626,164 86	(693 53)
1,000,000 00	FED HM LN PC	5% 01 May 2033	86/12/31-03/12/31	3/25/2003	988,406 25	987,500 00	906 25
33 520 00	FED HM LN PC	5% 01 May 2033	86/12/31-03/12/31	3/25/2003	33,064 34	33,101 00	(36 66)
299,508 00	FED HM LN PC	5% 01 May 2033	86/12/31-03/12/31	3/25/2003	295,436 56	299,695 20	(4,258 64)
524,104 00	FED HM LN PC	5% 01 May 2033	86/12/31-03/12/31	3/25/2003	518,979 48	517,552 70	1,426 78
389,028 00	FED HM LN PC	5% 01 May 2033	86/12/31-03/12/31	3/25/2003	383,740 64	387,113 96	(3,373 32)
700,492 00	FED HM LN PC	5% 01 May 2033	86/12/31-03/12/31	3/25/2003	690,969 69	691,735 85	(766 16)
966,480 00	FED HM LN PC	5% 01 May 2033	86/12/31-03/12/31	3/25/2003	953,341 91	954,399 00	(1,057 09)
500,000 00	FED HM LN PC	5% 01 Apr 2033	86/12/31-03/12/31	3/25/2003	493,203 13	493,750 00	(546 87)
365,909 00	FED HM LN PC	5% 01 Apr 2033	86/12/31-03/12/31	3/25/2003	360,934 92	361,335 14	(400 22)
1,429,208 02	FED HM LN PC POOL D96186	0% 86/12/31-03/12/31	86/12/31-03/12/31	11/25/2003	1,435,684 13	1,418,032 52	19,651 61
47,321 69	FED HM LN PC	4 5% 01 May 2018	86/12/31-03/12/31	8/12/2003	46,463 98	46,508 35	(44 37)
84,424 12	FED HM LN PC	4 5% 01 Apr 2018	86/12/31-03/12/31	8/12/2003	82,893 93	82,973 08	(79 15)
708,031 42	FED HM LN PC	4 5% 01 Apr 2018	86/12/31-03/12/31	8/12/2003	695,198 35	695,862 13	(663 78)
1,000,099 33	FED HM LN PC	5% 01 Apr 2018	86/12/31-03/12/31	9/9/2003	1,010,647 25	1,031,152 93	(20,505 68)
1,000,099 32	FED HM LN PC	5% 01 Apr 2018	86/12/31-03/12/31	9/9/2003	1,010,647 25	1,031,152 92	(20,505 67)
492,221 39	FED HM LN PC	5% 01 Apr 2018	86/12/31-03/12/31	9/9/2003	497,412 79	507,505 11	(10,092 32)
1,000,099 84	FED HM LN PC	5% 01 Jun 2018	86/12/31-03/12/31	9/9/2003	1,010,647 77	1,032,732 00	(22,084 23)
1,000,099 84	FED HM LN PC	5% 01 Jun 2018	86/12/31-03/12/31	9/9/2003	1,010,647 77	1,032,732 01	(22,084 24)
1,000,099 84	FED HM LN PC	5% 01 Jun 2018	86/12/31-03/12/31	9/9/2003	1,010,647 77	1,032,732 00	(22,084 23)
1,000,099 84	FED HM LN PC	5% 01 Jun 2018	86/12/31-03/12/31	9/9/2003	1,010,647 77	1,032,732 00	(22,084 23)
1,000,099 84	FED HM LN PC	5% 01 Jun 2018	86/12/31-03/12/31	9/9/2003	1,010,647 77	1,032,732 00	(22,084 23)
507,878 51	FED HM LN PC	5% 01 Jun 2018	86/12/31-03/12/31	9/9/2003	513,235 04	524,450 03	(11,214 99)
1,000,000 00	FED HM LN PC	4 5% 01 Jul 2018	86/12/31-03/12/31	7/9/2003	1,017,656 25	1,025,937 50	(8,281 25)
174,909 00	FED HM LN PC	4 5% 01 Jul 2018	86/12/31-03/12/31	7/9/2003	177,997 24	179,445 70	(1,448 46)
1,000,000 00	FED HM LN PC	4 5% 01 Jul 2018	86/12/31-03/12/31	7/9/2003	1,017,656 25	1,025,937 50	(8,281 25)
1,000,000 78	FED HM LN PC	4 5% 01 Jul 2018	86/12/31-03/12/31	7/9/2003	1,017,657 04	1,025,938 30	(8,281 26)
1,000,000 78	FED HM LN PC	4 5% 01 Jul 2018	86/12/31-03/12/31	7/9/2003	1,017,657 04	1,025,938 30	(8,281 26)
825,081 24	FED HM LN PC	4 5% 01 Jul 2018	86/12/31-03/12/31	7/9/2003	839,659 26	846,482 04	(6,832 78)
38,143 40	FED HM LN PC	4 5% 01 Jul 2018	86/12/31-03/12/31	8/12/2003	37,452 05	37,487 81	(35 76)

THE ROCKEFELLER FOUNDATION
EMPLOYEE ID NO 13-1658629
GAIN AND LOSSES ON TAXABLE INVESTMENTS
FOR YEAR 2003

Shares/Par Value	Security Name	Security Description	Date Bought	Date Sold	Proceeds	Cost	Realized Gain/Loss
283,018.68	FED HM LN PC	4 5% 01 Sep 2018	86/12/31-03/12/31	8/12/2003	258,251.47	258,488.05	(246.58)
878,943.67	FED HM LN PC	4 5% 01 Sep 2018	86/12/31-03/12/31	8/12/2003	863,012.82	863,836.83	(824.01)
226,421.79	FED HM LN PC	4 5% 01 Aug 2018	86/12/31-03/12/31	8/12/2003	222,317.90	222,530.16	(212.26)
477,893.67	FED HM LN PC	4 5% 01 Aug 2018	86/12/31-03/12/31	8/12/2003	469,231.85	469,679.88	(448.03)
117,413.72	FED HM LN PC	4 5% 01 Jul 2018	86/12/31-03/12/31	8/12/2003	115,285.60	115,395.67	(110.07)
174,455.08	FED HM LN PC	4 5% 01 Jul 2018	86/12/31-03/12/31	8/12/2003	171,293.08	171,456.63	(163.55)
258,988.60	FED HM LN PC	4 5% 01 Aug 2018	86/12/31-03/12/31	8/12/2003	254,294.43	254,537.23	(242.80)
485,738.90	FED HM LN PC	5% 01 Feb 2033	86/12/31-03/12/31	3/25/2003	479,135.89	479,667.18	(531.27)
125,231.89	FED HM LN PC	5% 01 Apr 2033	86/12/31-03/12/31	3/25/2003	123,529.52	125,310.16	(1,780.64)
332,434.71	FED HM LN PC	5% 01 Apr 2033	86/12/31-03/12/31	3/25/2003	327,915.68	330,998.81	(3,083.13)
999,900.00	FED HM LN PC	5% 01 May 2033	86/12/31-03/12/31	3/25/2003	988,307.61	986,892.49	(10,584.88)
999,900.00	FED HM LN PC	5% 01 May 2033	86/12/31-03/12/31	3/25/2003	988,307.61	986,892.49	(10,584.88)
999,900.00	FED HM LN PC	5% 01 May 2033	86/12/31-03/12/31	3/25/2003	988,307.61	986,892.49	(10,584.88)
999,900.00	FED HM LN PC	5% 01 May 2033	86/12/31-03/12/31	3/25/2003	988,307.61	986,892.49	(10,584.88)
999,900.00	FED HM LN PC	5% 01 May 2033	86/12/31-03/12/31	3/25/2003	988,307.61	986,892.49	(10,584.88)
999,900.00	FED HM LN PC	5% 01 May 2033	86/12/31-03/12/31	3/25/2003	988,307.61	986,892.49	(10,584.88)
999,900.00	FED HM LN PC	5% 01 May 2033	86/12/31-03/12/31	3/25/2003	988,307.61	986,892.49	(10,584.88)
999,900.00	FED HM LN PC	5% 01 May 2033	86/12/31-03/12/31	3/25/2003	988,307.61	986,892.49	(10,584.88)
999,900.00	FED HM LN PC	5% 01 May 2033	86/12/31-03/12/31	3/25/2003	988,307.61	986,892.49	(10,584.88)
914,435.55	FED HM LN PC	4 5% 01 Jun 2018	86/12/31-03/12/31	8/12/2003	897,861.41	888,718.69	(857.28)
36,532.84	FED HM LN PC	4 5% 01 Jun 2018	86/12/31-03/12/31	8/12/2003	35,870.88	35,904.93	(34.25)
773,478.45	FED HM LN PC	4 5% 01 Jul 2018	86/12/31-03/12/31	8/12/2003	759,459.15	760,184.29	(725.14)
33,006.34	FED HM LN PC POOL C90700	5 5% 01 Aug 2023	86/12/31-03/12/31	11/1/2003	33,006.34	33,140.43	(134.09)
4,940,481.65	FED HM LN PC POOL C90700	5 5% 01 Aug 2023	86/12/31-03/12/31	11/5/2003	5,020,764.48	4,980,552.37	60,212.11
1,836,648.65	FED HM LN PC POOL C90683	5% 01 Jun 2023	86/12/31-03/12/31	11/25/2003	1,945,424.09	1,818,795.12	26,828.97
12,899.70	FED HM LN PC POOL C90683	5% 01 Jun 2023	86/12/31-03/12/31	12/15/2003	12,899.70	12,800.78	118.92
5,830,288.86	FED HM LN PC POOL C90690	5% 01 Jul 2023	86/12/31-03/12/31	11/25/2003	5,856,707.38	5,973,313.13	(116,805.77)
33,014.04	FED HM LN PC POOL C90690	5% 01 Jul 2023	86/12/31-03/12/31	12/15/2003	33,014.04	33,823.92	(809.88)
1,132,231.45	FEDERAL HOME LN MTG PC GTD	7% 15 Apr 2024	86/12/31-03/12/31	6/15/2003	1,132,231.45	1,049,294.86	82,936.59
2,583,301.20	FEDERAL HOME LN MTG CORP	7% 15 Sep 2029	86/12/31-03/12/31	5/20/2003	2,864,235.21	2,286,608.94	577,626.27
4,918,000.00	FEDERAL HOME LN MTG CORP	5% 15 Oct 2033	86/12/31-03/12/31	10/21/2003	4,455,400.62	4,461,815.00	(6,514.38)
2,126,000.00	CANADA GOVT TREAS BILLS CDS	0% 12 Aug 2004	86/12/31-03/12/31	10/28/2003	1,588,911.24	1,545,938.86	42,972.38
2,600,000.00	FEDERAL HOME LN BK CONS DSC NT	0 9% 09 Jul 2003	86/12/31-03/12/31	7/1/2003	2,599,462.66	2,599,329.78	132.88
4,200,000.00	FEDERAL HOME LN BK CONS DSC NT	0 01% 08 Oct 2003	86/12/31-03/12/31	8/22/2003	4,194,461.83	4,184,582.46	(120.63)
700,000.00	FEDERAL HOME LN BK CONS DSC NT	5 64% 17 Oct 1985	86/12/31-03/12/31	8/22/2003	699,074.44	698,911.11	163.33
800,000.00	FEDERAL HOME LN BK CONS DSC NT	0% 29 Oct 2003	86/12/31-03/12/31	8/22/2003	798,534.22	798,282.22	272.00
1,500,000.00	FEDERAL HOME LN BK CONS DSC NT	1 045% 29 Oct 2003	86/12/31-03/12/31	9/3/2003	1,498,063.33	1,491,375.00	6,688.33
300,000.00	FEDERAL HOME LN BK CONS DSC NT	1 045% 29 Oct 2003	86/12/31-03/12/31	9/15/2003	299,798.33	289,578.33	220.00
5,300,000.00	FEDERAL HOME LN BK CONS DSC NT	1 135% 07 Nov 2003	86/12/31-03/12/31	9/15/2003	5,292,865.39	5,291,104.83	1,560.56
3,900,000.00	FEDERAL HOME LN BK CONS DSC NT	1 02% 10 Dec 2003	86/12/31-03/12/31	11/21/2003	3,897,982.83	3,896,908.00	1,076.83
1,100,000.00	FEDERAL HOME LN BK CONS DSC NT	1% 12 Dec 2003	86/12/31-03/12/31	11/21/2003	1,099,384.00	1,099,348.71	35.29
100,000.00	FEDERAL HOME LN BK CONS DSC NT	1% 12 Dec 2003	86/12/31-03/12/31	11/24/2003	99,957.34	99,954.89	2.45
7,800,000.00	FEDERAL HOME LN BK CONS DSC NT	1 015% 12 Dec 2003	86/12/31-03/12/31	12/4/2003	7,798,330.80	7,798,240.67	90.13
3,100,000.00	FEDERAL HOME LN MTG DISC NTS	1 18% 23 May 2003	86/12/31-03/12/31	5/21/2003	3,099,807.11	3,099,796.78	10.33
2,200,000.00	FEDERAL HOME LN BK CONS DSC NTS	1 185% 03 Sep 2003	86/12/31-03/12/31	7/17/2003	2,197,154.67	2,196,524.00	630.67
3,600,000.00	FEDERAL HOME LN MTG DISC NTS	1 185% 05 Sep 2003	86/12/31-03/12/31	7/17/2003	3,595,150.00	3,594,075.00	1,075.00
1,200,000.00	FEDERAL HOME LN MTG DISC NTS	1 185% 05 Sep 2003	86/12/31-03/12/31	7/30/2003	1,198,768.66	1,198,538.50	228.16
1,500,000.00	FEDERAL HOME LN MTG DISC NTS	1 185% 05 Sep 2003	86/12/31-03/12/31	8/12/2003	1,498,993.75	1,498,864.38	129.37
3,000,000.00	FEDERAL HOME LN MTG DISC NTS	1 135% 30 Oct 2003	86/12/31-03/12/31	9/15/2003	2,996,250.00	2,995,743.75	506.25
200,000.00	FEDERAL HOME LN MTG DISC NTS	1 13% 06 Nov 2003	86/12/31-03/12/31	9/15/2003	199,742.89	199,873.55	(69.34)
2,900,000.00	FEDERAL HOME LN MTG DISC NTS	1 07% 29 Jan 2004	86/12/31-03/12/31	12/18/2003	2,896,552.38	2,896,379.83	172.55
100,000.00	FREDDIE MAC DISCOUNT NTS	1 08% 19 Feb 2004	86/12/31-03/12/31	10/27/2003	99,667.11	99,665.56	1.55
100,000.00	FREDDIE MAC DISCOUNT NTS	1 08% 19 Feb 2004	86/12/31-03/12/31	11/3/2003	99,688.21	99,686.46	1.75
13,100,000.00	FEDERAL HOME LN MTG CORP	2 75% 15 Aug 2006	86/12/31-03/12/31	11/6/2003	13,100,000.00	13,128,951.00	(28,951.00)
10,300,000.00	FEDERAL HOME LN MTG CORP	2 75% 15 Aug 2006	86/12/31-03/12/31	11/7/2003	10,284,550.00	10,300,817.00	(16,267.00)
500,000.00	FEDERAL NATL MTG ASSN DISC NTS	1 25% 14 May 2003	86/12/31-03/12/31	2/18/2003	498,571.53	498,547.92	23.61
4,600,000.00	FEDERAL NATL MTG ASSN DISC NTS	0 0000001% 09 Jul 2003	86/12/31-03/12/31	6/6/2003	4,595,319.50	4,595,108.67	210.83
2,000,000.00	FEDERAL NATL MTG ASSN DISC NTS	0 01% 16 Jul 2003	86/12/31-03/12/31	7/14/2003	1,999,911.11	1,999,866.67	44.44
600,000.00	FEDERAL NATL MTG ASSN DISC NTS	1 17% 27 Aug 2003	86/12/31-03/12/31	7/17/2003	599,344.00	599,197.08	146.92
1,300,000.00	FEDERAL NATL MTG ASSN DISC NTS	1 13% 03 Sep 2003	86/12/31-03/12/31	7/17/2003	1,298,318.67	1,298,440.00	(121.33)
1,400,000.00	FEDERAL NATL MTG ASSN DISC NTS	0 01% 17 Sep 2003	86/12/31-03/12/31	8/13/2003	1,398,579.00	1,397,509.24	1,069.76
5,000,000.00	FEDERAL NATL MTG ASSN DISC NTS	0 01% 17 Sep 2003	86/12/31-03/12/31	8/19/2003	4,998,254.17	4,991,958.25	4,295.92
4,900,000.00	FEDERAL NATL MTG ASSN DISC NTS	0 01% 17 Sep 2003	86/12/31-03/12/31	8/22/2003	4,896,425.72	4,896,602.67	(176.95)
3,100,000.00	FEDERAL NATL MTG ASSN DISC NTS	0% 01 Oct 2003	86/12/31-03/12/31	8/22/2003	3,096,452.22	3,096,590.00	(137.78)
1,400,000.00	FEDERAL NATL MTG ASSN DISC NTS	1 04% 21 Nov 2003	86/12/31-03/12/31	10/17/2003	1,398,706.95	1,398,584.45	122.50
4,400,000.00	FEDERAL NATL MTG ASSN DISC NTS	1 04% 21 Nov 2003	86/12/31-03/12/31	10/20/2003	4,398,206.22	4,393,390.22	2,816.00
1,900,000.00	FEDERAL NATL MTG ASSN DISC NTS	1 08% 09 Dec 2003	86/12/31-03/12/31	9/15/2003	1,895,379.31	1,895,155.00	224.31
500,000.00	FEDERAL NATL MTG ASSN DISC NTS	1 06% 15 Dec 2003	86/12/31-03/12/31	9/15/2003	498,698.19	498,660.28	37.91
4,300,000.00	FEDERAL NATL MTG ASSN DISC NTS	0 01% 15 Dec 2003	86/12/31-03/12/31	10/20/2003	4,293,244.22	4,292,909.78	334.44
1,400,000.00	FEDERAL NATL MTG ASSN DISC NTS	0 01% 15 Dec 2003	86/12/31-03/12/31	11/5/2003	1,398,444.44	1,398,351.11	93.33
800,000.00	FEDERAL NATL MTG ASSN DISC NTS	0 01% 15 Dec 2003	86/12/31-03/12/31	11/7/2003	799,155.58	797,381.78	1,793.78
6,200,000.00	FEDERAL NATL MTG ASSN DISC NTS	0 01% 25 Feb 2004	86/12/31-03/12/31	10/14/2003	6,175,902.67	6,174,212.33	1,690.34
4,000,000.00	FEDERAL NATL MTG ASSN DISC NTS	0 01% 25 Feb 2004	86/12/31-03/12/31	10/27/2003	3,985,905.56	3,985,381.11	524.45
3,800,000.00	FEDERAL NATL MTG ASSN	3 25% 15 Aug 2008	86/12/31-03/12/31	10/22/2003	3,762,000.00	3,759,113.56	2,886.44
3,800,000.00	FEDERAL NATL MTG ASSN	3 25% 15 Aug 2008	86/12/31-03/12/31	11/4/2003	3,750,600.00	3,729,944.57	20,655.43
3,200,000.00	GERMANY FED REP	4 5% 04 Jul 2009	86/12/31-03/12/31	12/18/2003	4,133,283.35	4,127,038.79	6,244.56
2,113,000.00	GERMANY (FEDERAL REPUBLIC)	3 25% 24 Sep 2004	86/12/31-03/12/31	10/29/2003	2,488,004.00	2,422,420.56	65,583.44
3,600,000.00	TENNESSEE VALLEY AUTH	4 875% 15 Dec 2016	86/12/31-03/12/31	2/11/2003	3,903,480.00	3,886,816.77	14,663.23
3,600,000.00	TENNESSEE VALLEY AUTH	4 875% 15 Dec 2016	86/12/31-03/12/31	4/8/2003	3,883,400.00	3,973,330.01	(10,669.99)
3,600,000.00	TENNESSEE VALLEY AUTH	4 875% 15 Dec 2016	86/12/31-03/12/31	5/8/2003	3,999,600.00	3,877,741.39	121,858.61
3,600,000.00	TENNESSEE VALLEY AUTH	4 875% 15 Dec 2016	86/12/31-03/12/31	6/12/2003	4,163,400.00	3,988,089.65	175,310.35
3,600,000.00	TENNESSEE VALLEY AUTH	4 875% 15 Dec 2016	86/12/31-03/12/31	7/17/2003	3,952,800.00	4,151,080.80	(198,280.80)
3,600,000.00	TENNESSEE VALLEY AUTH	4 875% 15 Dec 2016	86/12/31-03/12/31	8/18/2003	3,884,400.00	3,941,180.14	(56,780.14)
3,600,000.00	TENNESSEE VALLEY AUTH	4 875% 15 Dec 2016	86/12/31-03/12/31	9/17/2003	3,949,200.00	3,873,888.63	75,311.37
3,600,000.00	TENNESSEE VALLEY AUTH	4 875% 15 Dec 2016	86/12/31-03/12/31	10/22/2003	3,859,200.00	3,936,098.74	(76,898.74)

THE ROCKEFELLER FOUNDATION
EMPLOYEE ID NO 13-1659629
GAIN AND LOSSES ON TAXABLE INVESTMENTS
FOR YEAR 2003

Shares/Par Value	Security Name	Security Description	Date Bought	Date Sold	Proceeds	Cost	Realized Gain/Loss
3,600,000.00	TENNESSEE VALLEY AUTH	4 875% 15 Dec 2016	86/12/31-03/12/31	11/4/2003	3,650,200.00	3,654,865.28	(4,665.28)
1,900,000.00	UNITED STATES TREAS BDS	7 5% 15 Nov 2018	86/12/31-03/12/31	4/8/2003	2,475,937.50	2,472,819.56	3,117.94
1,900,000.00	UNITED STATES TREAS BDS	7 5% 15 Nov 2018	86/12/31-03/12/31	5/8/2003	2,491,375.00	2,487,299.63	24,075.37
1,900,000.00	UNITED STATES TREAS BDS	7 5% 15 Nov 2018	86/12/31-03/12/31	5/13/2003	2,552,753.91	2,560,250.00	(7,496.09)
1,900,000.00	UNITED STATES TREAS BDS	7 5% 15 Nov 2018	86/12/31-03/12/31	5/13/2003	2,551,387.66	2,480,897.10	70,890.56
2,600,000.00	UNITED STATES TREAS BDS	8 875% 15 Aug 2017	86/12/31-03/12/31	1/13/2003	3,702,562.50	3,708,625.00	(6,062.50)
2,600,000.00	UNITED STATES TREAS BDS	8 875% 15 Aug 2017	86/12/31-03/12/31	1/13/2003	3,702,538.06	3,733,883.48	(31,345.42)
900,000.00	UNITED STATES TREAS BDS	5 5% 15 Aug 2028	86/12/31-03/12/31	6/16/2003	1,065,199.22	1,058,965.52	6,233.70
1,325,328.00	UNITED STATES TREAS NTS	3 875% 15 Jan 2009	86/12/31-03/12/31	2/11/2003	1,496,378.15	1,488,890.88	7,487.27
504.00	UNITED STATES TREAS NTS	3 875% 15 Jan 2009	86/12/31-03/12/31	3/31/2003	0.00	598.20	(598.20)
1,332,240.00	UNITED STATES TREAS NTS	3 875% 15 Jan 2009	86/12/31-03/12/31	4/7/2003	1,498,353.68	1,451,318.01	47,037.67
1,343,652.00	UNITED STATES TREAS NTS	3 875% 15 Jan 2009	86/12/31-03/12/31	5/15/2003	1,532,183.17	1,491,579.08	40,604.11
11,003,048.00	UNITED STATES TREAS NTS	3 875% 15 Jan 2009	86/12/31-03/12/31	6/5/2003	12,650,066.75	12,882,732.05	(32,665.30)
12,337,930.00	UNITED STATES TREAS NTS	3 875% 15 Jan 2009	86/12/31-03/12/31	6/19/2003	14,204,041.91	14,168,887.09	35,154.82
12,312,520.00	UNITED STATES TREAS NTS	3 875% 15 Jan 2009	86/12/31-03/12/31	7/24/2003	13,824,851.36	14,171,114.47	(348,463.11)
12,317,030.00	UNITED STATES TREAS NTS	3 875% 15 Jan 2009	86/12/31-03/12/31	8/21/2003	13,779,877.31	13,799,094.00	(19,416.69)
12,331,220.00	UNITED STATES TREAS NTS	3 875% 15 Jan 2009	86/12/31-03/12/31	9/22/2003	13,876,476.01	13,750,484.97	125,991.04
2,242,120.00	UNITED STATES TREAS NTS	3 875% 15 Jan 2009	86/12/31-03/12/31	9/23/2003	2,518,531.36	2,525,187.65	(6,656.29)
2,250,400.00	UNITED STATES TREAS NTS	3 875% 15 Jan 2009	86/12/31-03/12/31	9/23/2003	2,519,080.90	2,518,988.21	2,112.69
8,298,952.00	UNITED STATES TREAS NTS	3 875% 15 Jan 2009	86/12/31-03/12/31	9/30/2003	9,477,014.17	9,281,993.57	195,020.60
897,184.00	UNITED STATES TREAS NTS	3 875% 15 Jan 2009	86/12/31-03/12/31	10/1/2003	1,023,771.06	1,024,752.35	(981.29)
8,328,480.00	UNITED STATES TREAS NTS	3 875% 15 Jan 2009	86/12/31-03/12/31	10/1/2003	9,461,880.41	9,509,748.03	(47,867.62)
900,160.00	UNITED STATES TREAS NTS	3 875% 15 Jan 2009	86/12/31-03/12/31	10/1/2003	1,022,903.83	1,006,787.29	16,116.54
900,160.00	UNITED STATES TREAS NTS	3 875% 15 Jan 2009	86/12/31-03/12/31	10/28/2003	1,023,369.40	1,021,738.79	1,630.61
901,072.00	UNITED STATES TREAS NTS	3 875% 15 Jan 2009	86/12/31-03/12/31	11/8/2003	1,009,763.81	1,007,822.46	1,941.35
900,000.00	UNITED STATES TREAS NTS	6 5% 15 Feb 2010	86/12/31-03/12/31	5/20/2003	1,095,960.84	1,061,175.01	34,785.83
4,162,800.00	UNITED STATES TREAS NTS	3 5% 15 Jan 2011	86/12/31-03/12/31	2/11/2003	4,645,424.63	4,644,618.34	806.29
5,021,424.00	UNITED STATES TREAS NTS	3 5% 15 Jan 2011	86/12/31-03/12/31	4/7/2003	5,547,104.33	5,392,494.52	154,609.81
5,084,384.00	UNITED STATES TREAS NTS	3 5% 15 Jan 2011	86/12/31-03/12/31	5/15/2003	5,725,819.18	5,550,534.21	175,384.96
5,073,072.00	UNITED STATES TREAS NTS	3 5% 15 Jan 2011	86/12/31-03/12/31	6/19/2003	5,805,496.77	5,715,880.92	89,615.85
5,082,608.00	UNITED STATES TREAS NTS	3 5% 15 Jan 2011	86/12/31-03/12/31	7/24/2003	5,822,659.01	5,793,737.14	(171,078.13)
5,084,480.00	UNITED STATES TREAS NTS	3 5% 15 Jan 2011	86/12/31-03/12/31	8/21/2003	5,589,919.80	5,613,647.22	(23,627.42)
5,070,144.00	UNITED STATES TREAS NTS	3 5% 15 Jan 2011	86/12/31-03/12/31	9/19/2003	5,642,119.62	5,576,828.29	62,291.33
5,088,624.00	UNITED STATES TREAS NTS	3 5% 15 Jan 2011	86/12/31-03/12/31	10/27/2003	5,735,833.37	5,727,008.11	8,825.26
5,093,856.00	UNITED STATES TREAS NTS	3 5% 15 Jan 2011	86/12/31-03/12/31	11/5/2003	5,700,343.23	5,634,434.30	65,908.93
1,381,523.00	UNITED STATES TREAS NTS	3 5% 15 Jan 2011	86/12/31-03/12/31	11/18/2003	1,564,143.07	1,565,438.25	(1,295.18)
1,379,170.00	UNITED STATES TREAS NTS	3 5% 15 Jan 2011	86/12/31-03/12/31	11/19/2003	1,559,877.67	1,536,959.57	22,718.10
6,740,435.00	UNITED STATES TREAS NTS	3 375% 15 Jan 2012	86/12/31-03/12/31	6/5/2003	7,731,489.58	7,630,938.24	100,551.34
4,000,000.00	UNITED STATES TREAS NTS	4 875% 15 Feb 2012	86/12/31-03/12/31	9/29/2003	4,290,000.00	4,125,815.48	164,184.52
7,700,000.00	UNITED STATES TREAS NTS	3% 15 Feb 2008	86/12/31-03/12/31	10/1/2003	7,832,343.75	7,825,726.58	6,617.19
800,000.00	UNITED STATES TREAS NTS	3% 15 Feb 2008	86/12/31-03/12/31	10/2/2003	812,000.00	813,375.00	(1,375.00)
8,500,000.00	UNITED STATES TREAS NTS	3% 15 Feb 2008	86/12/31-03/12/31	10/17/2003	8,473,437.50	8,634,602.85	(161,165.35)
8,500,000.00	UNITED STATES TREAS NTS	3% 15 Feb 2008	86/12/31-03/12/31	11/4/2003	8,500,000.00	8,464,272.55	35,727.45
8,500,000.00	UNITED STATES TREAS NTS	3% 15 Feb 2008	86/12/31-03/12/31	12/2/2003	8,447,539.06	8,460,979.14	(13,440.08)
8,500,000.00	UNITED STATES TREAS NTS	3% 15 Feb 2008	86/12/31-03/12/31	12/2/2003	8,433,004.19	8,457,500.00	(24,495.81)
2,200,000.00	UNITED STATES TREAS NTS	3 875% 15 Feb 2013	86/12/31-03/12/31	2/18/2003	2,180,062.50	2,184,688.00	(4,625.50)
200,000.00	UNITED STATES TREAS NTS	3 875% 15 Feb 2013	86/12/31-03/12/31	2/28/2003	202,960.94	198,608.00	4,352.94
800,000.00	UNITED STATES TREAS NTS	3 875% 15 Feb 2013	86/12/31-03/12/31	3/19/2003	795,362.40	794,432.00	930.40
1,000,000.00	GNMA I TBA JAN 30 SINGLE FAM	7% 15 Dec 2009	86/12/31-03/12/31	12/20/2002	1,058,125.00	1,060,468.75	(2,343.75)
1,000,000.00	GNMA I TBA JAN 30 SINGLE FAM	7% 15 Dec 2009	86/12/31-03/12/31	1/9/2003	1,060,625.00	1,058,671.88	1,953.12
1,000,000.00	GNMA I TBA JAN 30 SINGLE FAM	7% 15 Dec 2009	86/12/31-03/12/31	1/9/2003	1,060,468.75	1,060,625.00	(156.25)
48,537.31	GNMA POOL 479926	7% 15 Jan 2031	86/12/31-03/12/31	1/9/2003	51,472.30	51,479.89	(7.59)
944,375.67	GNMA POOL 485690	7% 15 Aug 2031	86/12/31-03/12/31	12/20/2002	999,783.98	999,267.61	516.37
481,145.45	GNMA POOL 535793	7% 15 Nov 2031	86/12/31-03/12/31	1/9/2003	510,239.72	510,314.90	(75.18)
34,409.74	GNMA POOL 555852	7% 15 Jul 2031	86/12/31-03/12/31	12/20/2002	36,428.62	36,409.80	18.82
21,314.35	GNMA POOL 557490	7% 15 Jun 2031	86/12/31-03/12/31	12/20/2002	22,564.90	22,553.25	11.65
470,316.89	GNMA POOL 564437	7% 15 Oct 2031	86/12/31-03/12/31	1/9/2003	498,756.37	498,829.85	(73.48)
3,000,000.00	GNMA II TBA JUN 30 JUMBOS	6 5% 31 Dec 2009	86/12/31-03/12/31	6/8/2003	3,132,187.50	3,132,343.75	(156.25)
2,000,000.00	GNMA II TBA JUN 30 JUMBOS	6 5% 31 Dec 2009	86/12/31-03/12/31	6/9/2003	2,088,437.50	2,088,125.00	312.50
2,000,000.00	GNMA II TBA JUN 30 JUMBOS	6 5% 31 Dec 2009	86/12/31-03/12/31	6/9/2003	2,087,812.50	2,088,125.00	(312.50)
1,000,000.00	GNMA II TBA JUN 30 JUMBOS	6 5% 31 Dec 2009	86/12/31-03/12/31	6/10/2003	1,044,531.25	1,044,062.50	468.75
2,000,000.00	GNMA II TBA JUL 30 JUMBOS	6 5% 31 Dec 2009	86/12/31-03/12/31	6/9/2003	2,086,875.00	2,082,343.75	(4,531.25)
3,000,000.00	GNMA II TBA JUL 30 JUMBOS	6 5% 31 Dec 2009	86/12/31-03/12/31	7/1/2003	3,137,812.50	3,132,812.50	5,000.00
3,000,000.00	GNMA II TBA JUL 30 JUMBOS	6 5% 31 Dec 2009	86/12/31-03/12/31	7/1/2003	3,139,218.75	3,130,625.00	8,593.75
3,000,000.00	GNMA II TBA AUG 30 JUMBOS	6 5% 31 Dec 2009	86/12/31-03/12/31	7/1/2003	3,138,750.00	3,130,156.25	8,593.75
3,000,000.00	GNMA II TBA AUG 30 JUMBOS	6 5% 31 Dec 2009	86/12/31-03/12/31	7/1/2003	3,136,875.00	3,138,750.00	(1,875.00)
1,000,000.00	GNMA II TBA AUG 30 JUMBOS	6 5% 31 Dec 2009	86/12/31-03/12/31	8/19/2003	1,038,906.25	1,045,625.00	(6,718.75)
1,000,000.00	GNMA II TBA SEP 30 JUMBOS	6 5% 31 Dec 2009	86/12/31-03/12/31	9/17/2003	1,049,375.00	1,038,562.50	10,812.50
4,000,000.00	GNMA II TBA JAN 30 JUMBOS	7% 20 Dec 2009	86/12/31-03/12/31	12/11/2002	4,196,875.00	4,214,375.00	(17,500.00)
1,000,000.00	GNMA II TBA JAN 30 JUMBOS	7% 20 Dec 2009	86/12/31-03/12/31	1/9/2003	1,055,000.00	1,049,218.75	5,781.25
1,452,858.45	GNMA II POOL 003133	6 5% 20 Sep 2031	86/12/31-03/12/31	11/4/2003	1,516,875.05	1,519,145.11	(2,267.06)
677,719.31	GNMA POOL 003150	6 5% 20 Oct 2031	86/12/31-03/12/31	6/9/2003	707,475.42	707,581.32	(105.90)
680,229.45	GNMA POOL 003150	6 5% 20 Oct 2031	86/12/31-03/12/31	6/9/2003	710,095.78	710,202.06	(106.28)
677,722.57	GNMA POOL 003150	6 5% 20 Oct 2031	86/12/31-03/12/31	6/10/2003	707,902.40	707,584.72	317.68
688,691.42	GNMA II POOL 003239	6 5% 20 May 2032	86/12/31-03/12/31	11/4/2003	719,038.69	720,112.96	(1,074.27)
54,082.73	GNMA II POOL 003239	6 5% 20 May 2032	86/12/31-03/12/31	11/20/2003	54,082.74	56,550.25	(2,467.51)
41,927.16	GNMA II POOL 003239	6 5% 20 May 2032	86/12/31-03/12/31	12/20/2003	41,927.15	43,840.09	(1,912.94)
999,800.50	GNMA POOL 003228	6 5% 20 Apr 2032	86/12/31-03/12/31	7/1/2003	1,046,302.13	1,043,333.88	2,968.25
999,800.50	GNMA POOL 003228	6 5% 20 Apr 2032	86/12/31-03/12/31	7/1/2003	1,045,833.43	1,043,333.88	2,499.55
288,038.18	GNMA POOL 003308	6 5% 20 Nov 2032	86/12/31-03/12/31	6/9/2003	298,594.95	298,639.65	(44.70)
287,097.17	GNMA POOL 003308	6 5% 20 Nov 2032	86/12/31-03/12/31	6/9/2003	299,702.53	299,747.39	(44.86)
288,033.76	GNMA POOL 003308	6 5% 20 Nov 2032	86/12/31-03/12/31	6/10/2003	298,771.20	298,637.12	134.08
1,000,099.34	GNMA POOL 003297	6 5% 20 Oct 2032	86/12/31-03/12/31	8/19/2003	1,039,009.46	1,046,353.94	(7,344.48)
1,493,065.27	GNMA II POOL 003297	6 5% 20 Oct 2032	86/12/31-03/12/31	11/4/2003	1,558,853.48	1,562,119.54	(3,266.06)
150,540.30	GNMA II POOL 003297	6 5% 20 Oct 2032	86/12/31-03/12/31	11/20/2003	150,540.30	157,502.79	(6,962.49)

THE ROCKEFELLER FOUNDATION
EMPLOYEE ID NO 13-1659629
GAIN AND LOSSES ON TAXABLE INVESTMENTS
FOR YEAR 2003

Shares/Par Value	Security Name	Security Description	Date Bought	Date Sold	Proceeds	Cost	Realized Gain/Loss
93,504 85	GNMA II POOL 003297	6 5% 20 Oct 2032	86/12/31-03/12/31	12/20/2003	93,504 84	97,829 45	(4,324 61)
32,573 43	GNMA POOL 003335	6 5% 20 Jan 2033	86/12/31-03/12/31	8/9/2003	34,003 60	34,008 69	(5 09)
36,144 64	GNMA POOL 003348	6 5% 20 Feb 2033	86/12/31-03/12/31	6/9/2003	37,731 61	37,737 26	(5 65)
38,143 71	GNMA POOL 003348	6 5% 20 Feb 2033	86/12/31-03/12/31	6/10/2003	37,753 24	37,736 29	16 95
999,900 33	GNMA POOL 781534	7% 20 Jul 2032	86/12/31-03/12/31	12/20/2002	1,053,020 04	1,049,114 17	3,905 87
999,900 33	GNMA POOL 781534	7% 20 Jul 2032	86/12/31-03/12/31	12/20/2002	1,053,020 04	1,049,114 17	3,905 87
999,900 33	GNMA POOL 781534	7% 20 Jul 2032	86/12/31-03/12/31	12/20/2002	1,053,020 04	1,049,114 17	3,905 87
999,900 33	GNMA POOL 781534	7% 20 Jul 2032	86/12/31-03/12/31	1/9/2003	1,054,894 85	1,049,114 17	5,780 68
3,000,000 00	FNMA TBA JUN 15 SINGLE FAM	4 5% 01 Dec 2099	86/12/31-03/12/31	4/2/2003	2,995,312 50	2,992,500 00	2,812 50
1,000,000 00	FNMA TBA JUN 15 SINGLE FAM	4 5% 01 Dec 2099	86/12/31-03/12/31	4/7/2003	995,312 50	998,437 50	(3,125 00)
1,000,000 00	FNMA TBA JUN 15 SINGLE FAM	4 5% 01 Dec 2099	86/12/31-03/12/31	4/14/2003	998,281 25	995,312 50	2,968 75
1,000,000 00	FNMA TBA JUN 15 SINGLE FAM	4 5% 01 Dec 2099	86/12/31-03/12/31	4/14/2003	998,281 25	997,500 00	781 25
4,000,000 00	FNMA TBA JUN 15 SINGLE FAM	4 5% 01 Dec 2099	86/12/31-03/12/31	4/14/2003	3,990,000 00	3,993,437 50	(3,437 50)
1,000,000 00	FNMA TBA JUL 15 SINGLE FAM	4 5% 31 Dec 2099	86/12/31-03/12/31	4/14/2003	993,125 00	1,020,195 31	(27,070 31)
3,000,000 00	FNMA TBA JUL 15 SINGLE FAM	4 5% 31 Dec 2099	86/12/31-03/12/31	4/15/2003	2,987,812 50	2,982,578 13	5,234 37
2,000,000 00	FNMA TBA JUL 15 SINGLE FAM	4 5% 31 Dec 2099	86/12/31-03/12/31	4/23/2003	1,993,750 00	1,986,250 00	7,500 00
2,000,000 00	FNMA TBA JUL 15 SINGLE FAM	4 5% 31 Dec 2099	86/12/31-03/12/31	4/30/2003	2,010,625 00	2,040,312 50	(29,687 50)
1,000,000 00	FNMA TBA JUL 15 SINGLE FAM	4 5% 31 Dec 2099	86/12/31-03/12/31	5/5/2003	1,002,812 50	1,020,859 38	(18,046 88)
1,000,000 00	FNMA TBA JUL 15 SINGLE FAM	4 5% 31 Dec 2099	86/12/31-03/12/31	5/6/2003	1,008,125 00	1,020,859 38	(12,734 38)
2,000,000 00	FNMA TBA JUL 15 SINGLE FAM	4 5% 31 Dec 2099	86/12/31-03/12/31	5/7/2003	2,023,125 00	2,041,718 75	(18,593 75)
2,000,000 00	FNMA TBA JUL 15 SINGLE FAM	4 5% 31 Dec 2099	86/12/31-03/12/31	5/15/2003	2,028,750 00	2,020,156 25	8,593 75
1,000,000 00	FNMA TBA JUL 15 SINGLE FAM	4 5% 31 Dec 2099	86/12/31-03/12/31	5/16/2003	1,018,437 50	1,020,156 25	(1,718 75)
1,000,000 00	FNMA TBA JUL 15 SINGLE FAM	4 5% 31 Dec 2099	86/12/31-03/12/31	5/16/2003	1,017,500 00	1,020,859 38	(3,359 38)
3,000,000 00	FNMA TBA JUL 15 SINGLE FAM	4 5% 31 Dec 2099	86/12/31-03/12/31	6/17/2003	3,073,593 75	3,060,585 94	13,007 81
8,000,000 00	FNMA TBA JUL 15 SINGLE FAM	4 5% 31 Dec 2099	86/12/31-03/12/31	7/1/2003	8,121,171 88	6,095,312 50	25,859 38
5,000,000 00	FNMA TBA JUL 15 SINGLE FAM	4 5% 31 Dec 2099	86/12/31-03/12/31	7/1/2003	5,104,296 88	5,022,500 00	81,796 88
4,000,000 00	FNMA TBA JUL 15 SINGLE FAM	4 5% 31 Dec 2099	86/12/31-03/12/31	7/1/2003	4,080,625 00	4,041,875 00	38,750 00
3,000,000 00	FNMA TBA JUL 15 SINGLE FAM	4 5% 31 Dec 2099	86/12/31-03/12/31	7/8/2003	3,047,109 38	3,073,593 75	(26,484 37)
4,000,000 00	FNMA TBA JUL 15 SINGLE FAM	4 5% 31 Dec 2099	86/12/31-03/12/31	7/8/2003	4,081,875 00	4,054,375 00	27,500 00
1,000,000 00	FNMA TBA AUG 15 SINGLE FAM	4 5% 01 Dec 2099	86/12/31-03/12/31	6/16/2003	1,023,125 00	985,937 50	37,187 50
3,000,000 00	FNMA TBA AUG 15 SINGLE FAM	4 5% 01 Dec 2099	86/12/31-03/12/31	7/1/2003	3,052,500 00	3,010,429 89	42,070 11
2,000,000 00	FNMA TBA AUG 15 SINGLE FAM	4 5% 01 Dec 2099	86/12/31-03/12/31	7/1/2003	2,033,750 00	1,941,718 75	92,031 25
4,000,000 00	FNMA TBA AUG 15 SINGLE FAM	4 5% 01 Dec 2099	86/12/31-03/12/31	7/8/2003	4,048,750 00	3,813,593 75	235,156 25
1,000,000 00	FNMA TBA AUG 15 SINGLE FAM	4 5% 01 Dec 2099	86/12/31-03/12/31	7/8/2003	1,012,031 25	970,859 38	41,171 87
3,000,000 00	FNMA TBA AUG 15 SINGLE FAM	4 5% 01 Dec 2099	86/12/31-03/12/31	7/9/2003	3,036,093 75	3,002,638 72	33,455 03
4,000,000 00	FNMA TBA AUG 15 SINGLE FAM	4 5% 01 Dec 2099	86/12/31-03/12/31	7/11/2003	4,007,500 00	4,092,500 00	(85,000 00)
6,000,000 00	FNMA TBA AUG 15 SINGLE FAM	4 5% 01 Dec 2099	86/12/31-03/12/31	7/18/2003	6,020,859 38	6,109,375 00	(88,515 62)
3,000,000 00	FNMA TBA AUG 15 SINGLE FAM	4 5% 01 Dec 2099	86/12/31-03/12/31	7/21/2003	3,002,695 31	3,037,500 00	(34,804 69)
3,000,000 00	FNMA TBA AUG 15 SINGLE FAM	4 5% 01 Dec 2099	86/12/31-03/12/31	7/21/2003	3,002,636 72	3,036,093 75	(33,457 03)
8,000,000 00	FNMA TBA AUG 15 SINGLE FAM	4 5% 01 Dec 2099	86/12/31-03/12/31	7/30/2003	2,954,531 25	3,002,695 31	(48,164 06)
4,000,000 00	FNMA TBA AUG 15 SINGLE FAM	4 5% 01 Dec 2099	86/12/31-03/12/31	8/1/2003	7,768,875 00	8,116,250 00	(349,375 00)
3,000,000 00	FNMA TBA AUG 15 SINGLE FAM	4 5% 01 Dec 2099	86/12/31-03/12/31	8/6/2003	3,929,375 00	3,989,140 63	(59,765 63)
4,000,000 00	FNMA TBA SEP 15 SINGLE FAM	4 5% 01 Dec 2099	86/12/31-03/12/31	8/11/2003	2,957,812 50	2,954,531 25	3,281 25
2,000,000 00	FNMA TBA SEP 15 SINGLE FAM	4 5% 01 Dec 2099	86/12/31-03/12/31	7/1/2003	4,053,750 00	3,949,375 00	104,375 00
4,000,000 00	FNMA TBA SEP 15 SINGLE FAM	4 5% 01 Dec 2099	86/12/31-03/12/31	7/1/2003	2,028,125 00	1,877,500 00	150,625 00
2,000,000 00	FNMA TBA SEP 15 SINGLE FAM	4 5% 01 Dec 2099	86/12/31-03/12/31	7/17/2003	3,993,750 00	3,910,000 00	83,750 00
6,000,000 00	FNMA TBA SEP 15 SINGLE FAM	4 5% 01 Dec 2099	86/12/31-03/12/31	8/13/2003	1,945,625 00	1,877,500 00	68,125 00
3,000,000 00	FNMA TBA SEP 15 SINGLE FAM	4 5% 01 Dec 2099	86/12/31-03/12/31	8/19/2003	5,889,375 00	6,081,875 00	(192,500 00)
5,000,000 00	FNMA TBA SEP 15 SINGLE FAM	4 5% 01 Dec 2099	86/12/31-03/12/31	8/19/2003	2,960,625 00	3,000,000 00	(39,375 00)
5,000,000 00	FNMA TBA SEP 15 SINGLE FAM	4 5% 01 Dec 2099	86/12/31-03/12/31	8/20/2003	4,943,750 00	4,996,875 00	(53,125 00)
4,000,000 00	FNMA TBA SEP 15 SINGLE FAM	4 5% 01 Dec 2099	86/12/31-03/12/31	8/21/2003	4,921,875 00	4,944,375 00	(22,500 00)
3,000,000 00	FNMA TBA OCT 15 SINGLE FAM	4 5% 01 Dec 2099	86/12/31-03/12/31	9/2/2003	3,910,000 00	3,893,437 50	16,562 50
3,000,000 00	FNMA TBA OCT 15 SINGLE FAM	4 5% 01 Dec 2099	86/12/31-03/12/31	7/21/2003	2,981,250 00	2,995,837 50	(14,587 50)
3,000,000 00	FNMA TBA OCT 15 SINGLE FAM	4 5% 01 Dec 2099	86/12/31-03/12/31	7/21/2003	2,981,250 00	2,989,218 75	(7,968 75)
1,000,000 00	FNMA TBA OCT 15 SINGLE FAM	4 5% 01 Dec 2099	86/12/31-03/12/31	8/1/2003	2,891,250 00	2,824,062 50	67,187 50
1,000,000 00	FNMA TBA OCT 15 SINGLE FAM	4 5% 01 Dec 2099	86/12/31-03/12/31	8/22/2003	977,031 25	993,750 00	(16,718 75)
2,000,000 00	FNMA TBA OCT 15 SINGLE FAM	4 5% 01 Dec 2099	86/12/31-03/12/31	8/22/2003	978,093 75	993,750 00	(15,656 25)
1,000,000 00	FNMA TBA OCT 15 SINGLE FAM	4 5% 01 Dec 2099	86/12/31-03/12/31	8/22/2003	1,949,887 50	1,987,500 00	(37,612 50)
1,000,000 00	FNMA TBA OCT 15 SINGLE FAM	4 5% 01 Dec 2099	86/12/31-03/12/31	8/27/2003	974,375 00	993,750 00	(19,375 00)
1,000,000 00	FNMA TBA OCT 15 SINGLE FAM	4 5% 01 Dec 2099	86/12/31-03/12/31	8/29/2003	978,750 00	993,750 00	(15,000 00)
2,000,000 00	FNMA TBA OCT 15 SINGLE FAM	4 5% 01 Dec 2099	86/12/31-03/12/31	9/11/2003	992,500 00	963,750 00	28,750 00
2,000,000 00	FNMA TBA OCT 15 SINGLE FAM	4 5% 01 Dec 2099	86/12/31-03/12/31	9/12/2003	1,892,187 50	1,827,500 00	64,687 50
2,000,000 00	FNMA TBA OCT 15 SINGLE FAM	4 5% 01 Dec 2099	86/12/31-03/12/31	9/12/2003	1,893,750 00	1,827,500 00	66,250 00
1,000,000 00	FNMA TBA OCT 15 SINGLE FAM	4 5% 01 Dec 2099	86/12/31-03/12/31	9/12/2003	1,898,750 00	1,827,500 00	71,250 00
1,000,000 00	FNMA TBA OCT 15 SINGLE FAM	4 5% 01 Dec 2099	86/12/31-03/12/31	9/15/2003	997,187 50	963,750 00	33,437 50
15,000,000 00	FNMA TBA JAN 15 SINGLE FAM	5% 31 Dec 2099	86/12/31-03/12/31	1/18/2002	1,004,062 50	1,008,515 63	(4,453 13)
2,000,000 00	FNMA TBA JAN 15 SINGLE FAM	5% 31 Dec 2099	86/12/31-03/12/31	11/12/2002	15,206,250 00	15,102,421 88	103,828 12
1,000,000 00	FNMA TBA JAN 15 SINGLE FAM	5% 31 Dec 2099	86/12/31-03/12/31	11/15/2002	2,011,718 75	2,005,000 00	6,718 75
8,000,000 00	FNMA TBA FEB 15 SINGLE FAM	5% 31 Dec 2099	86/12/31-03/12/31	11/18/2002	1,004,375 00	1,007,968 75	(3,593 75)
5,000,000 00	FNMA TBA FEB 15 SINGLE FAM	5% 31 Dec 2099	86/12/31-03/12/31	11/18/2002	8,037,500 00	8,117,734 38	(80,234 38)
3,000,000 00	FNMA TBA FEB 15 SINGLE FAM	5% 31 Dec 2099	86/12/31-03/12/31	11/19/2002	5,025,000 00	5,035,468 75	(10,468 75)
3,000,000 00	FNMA TBA FEB 15 SINGLE FAM	5% 31 Dec 2099	86/12/31-03/12/31	11/25/2002	3,000,000 00	3,009,375 00	(9,375 00)
6,000,000 00	FNMA TBA FEB 15 SINGLE FAM	5% 31 Dec 2099	86/12/31-03/12/31	1/6/2003	3,039,140 63	3,000,000 00	39,140 63
3,000,000 00	FNMA TBA FEB 15 SINGLE FAM	5% 31 Dec 2099	86/12/31-03/12/31	1/8/2003	6,105,937 50	6,038,125 00	67,812 50
3,000,000 00	FNMA TBA MAR 15 SINGLE FAM	5% 31 Dec 2099	86/12/31-03/12/31	1/18/2003	3,041,250 00	3,014,062 50	27,187 50
5,000,000 00	FNMA TBA MAR 15 SINGLE FAM	5% 31 Dec 2099	86/12/31-03/12/31	1/8/2003	3,027,187 50	3,039,809 38	(12,621 88)
6,000,000 00	FNMA TBA MAR 15 SINGLE FAM	5% 31 Dec 2099	86/12/31-03/12/31	1/8/2003	5,068,750 00	5,070,390 64	(1,640 64)
1,000,000 00	FNMA TBA MAR 15 SINGLE FAM	5% 31 Dec 2099	86/12/31-03/12/31	1/21/2003	6,079,218 75	6,082,500 00	(3,281 25)
1,000,000 00	FNMA TBA MAR 15 SINGLE FAM	5% 31 Dec 2099	86/12/31-03/12/31	1/23/2003	1,015,390 63	1,009,062 50	6,328 13
3,000,000 00	FNMA TBA MAR 15 SINGLE FAM	5% 31 Dec 2099	86/12/31-03/12/31	1/23/2003	1,015,390 63	1,009,062 50	6,328 13
4,000,000 00	FNMA TBA MAR 15 SINGLE FAM	5% 31 Dec 2099	86/12/31-03/12/31	1/28/2003	3,038,554 69	3,028,250 00	10,304 69
1,000,000 00	FNMA TBA APR 15 SINGLE FAM	5% 31 Dec 2099	86/12/31-03/12/31	1/29/2003	4,051,562 50	4,035,312 50	16,250 00
6,000,000 00	FNMA TBA APR 15 SINGLE FAM	5% 31 Dec 2099	86/12/31-03/12/31	1/16/2003	1,005,625 00	1,021,093 75	(15,468 75)
1,000,000 00	FNMA TBA APR 15 SINGLE FAM	5% 31 Dec 2099	86/12/31-03/12/31	1/21/2003	6,054,375 00	6,110,548 88	(56,173 88)
1,000,000 00	FNMA TBA APR 15 SINGLE FAM	5% 31 Dec 2099	86/12/31-03/12/31	1/23/2003	1,011,250 00	1,015,703 12	(4,453 12)

THE ROCKEFELLER FOUNDATION
EMPLOYEE ID NO 13-1658629
GAIN AND LOSSES ON TAXABLE INVESTMENTS
FOR YEAR 2003

Shares/Par Value	Security Name	Security Description	Date Bought	Date Sold	Proceeds	Cost	Realized Gain/Loss
1,000,000.00	FNMA TBA APR 15 SINGLE FAM	5% 31 Dec 2009	88/12/31-03/12/31	1/23/2003	1,011,406.25	1,019,843.75	(8,437.50)
1,000,000.00	FNMA TBA APR 15 SINGLE FAM	5% 31 Dec 2009	88/12/31-03/12/31	1/23/2003	1,011,250.00	1,019,843.75	(8,593.75)
3,000,000.00	FNMA TBA APR 15 SINGLE FAM	5% 31 Dec 2009	88/12/31-03/12/31	1/28/2003	3,026,250.00	3,067,817.19	(41,567.19)
3,000,000.00	FNMA TBA APR 15 SINGLE FAM	5% 31 Dec 2009	88/12/31-03/12/31	1/28/2003	3,027,656.25	3,045,703.13	(18,046.88)
4,000,000.00	FNMA TBA APR 15 SINGLE FAM	5% 31 Dec 2009	88/12/31-03/12/31	1/29/2003	4,035,000.00	4,084,843.75	(49,843.75)
2,000,000.00	FNMA TBA APR 15 SINGLE FAM	5% 31 Dec 2009	88/12/31-03/12/31	2/13/2003	2,035,312.50	2,017,500.00	17,812.50
3,000,000.00	FNMA TBA APR 15 SINGLE FAM	5% 31 Dec 2009	88/12/31-03/12/31	2/14/2003	3,047,109.38	3,027,656.25	19,453.13
8,000,000.00	FNMA TBA APR 15 SINGLE FAM	5% 31 Dec 2009	88/12/31-03/12/31	2/18/2003	6,091,406.25	6,086,984.38	22,421.87
5,000,000.00	FNMA TBA APR 15 SINGLE FAM	5% 31 Dec 2009	88/12/31-03/12/31	2/20/2003	5,099,218.75	5,045,000.00	54,218.75
2,000,000.00	FNMA TBA APR 15 SINGLE FAM	5% 31 Dec 2009	88/12/31-03/12/31	2/24/2003	2,039,082.50	2,017,500.00	21,582.50
1,000,000.00	FNMA TBA APR 15 SINGLE FAM	5% 31 Dec 2009	88/12/31-03/12/31	2/26/2003	1,021,093.75	1,005,625.00	15,468.75
2,000,000.00	FNMA TBA APR 15 SINGLE FAM	5% 31 Dec 2009	88/12/31-03/12/31	2/27/2003	2,045,859.38	2,011,250.00	34,609.38
3,000,000.00	FNMA TBA APR 15 SINGLE FAM	5% 31 Dec 2009	88/12/31-03/12/31	2/27/2003	2,045,781.25	2,017,500.00	28,281.25
6,000,000.00	FNMA TBA MAY 15 SINGLE FAM	5% 31 Dec 2009	88/12/31-03/12/31	2/28/2003	3,067,617.19	3,023,671.88	43,945.31
5,000,000.00	FNMA TBA MAY 15 SINGLE FAM	5% 31 Dec 2009	88/12/31-03/12/31	2/18/2003	6,069,375.00	6,095,703.12	(26,328.12)
1,000,000.00	FNMA TBA MAY 15 SINGLE FAM	5% 31 Dec 2009	88/12/31-03/12/31	2/20/2003	5,081,250.00	5,069,335.94	11,914.06
2,000,000.00	FNMA TBA MAY 15 SINGLE FAM	5% 31 Dec 2009	88/12/31-03/12/31	2/21/2003	1,014,687.50	1,021,523.44	(6,835.94)
1,000,000.00	FNMA TBA MAY 15 SINGLE FAM	5% 31 Dec 2009	88/12/31-03/12/31	2/24/2003	2,031,875.00	2,033,984.38	(2,109.38)
2,000,000.00	FNMA TBA MAY 15 SINGLE FAM	5% 31 Dec 2009	88/12/31-03/12/31	2/27/2003	1,019,375.00	1,016,406.25	2,968.75
3,000,000.00	FNMA TBA MAY 15 SINGLE FAM	5% 31 Dec 2009	88/12/31-03/12/31	2/27/2003	2,038,750.00	2,043,046.87	(4,296.87)
1,000,000.00	FNMA TBA MAY 15 SINGLE FAM	5% 31 Dec 2009	88/12/31-03/12/31	2/28/2003	3,057,187.50	3,049,804.69	7,382.81
3,000,000.00	FNMA TBA MAY 15 SINGLE FAM	5% 31 Dec 2009	88/12/31-03/12/31	3/14/2003	1,020,312.50	1,016,406.25	3,906.25
2,000,000.00	FNMA TBA MAY 15 SINGLE FAM	5% 31 Dec 2009	88/12/31-03/12/31	3/14/2003	3,064,570.31	3,059,062.50	5,507.81
7,000,000.00	FNMA TBA MAY 15 SINGLE FAM	5% 31 Dec 2009	88/12/31-03/12/31	3/24/2003	2,028,437.50	2,038,750.00	(10,312.50)
4,000,000.00	FNMA TBA MAY 15 SINGLE FAM	5% 31 Dec 2009	88/12/31-03/12/31	3/24/2003	7,097,070.31	7,113,125.00	(16,054.69)
7,000,000.00	FNMA TBA MAY 15 SINGLE FAM	5% 31 Dec 2009	88/12/31-03/12/31	3/25/2003	4,085,625.00	4,046,250.00	39,375.00
2,000,000.00	FNMA TBA JUN 15 SINGLE FAM	5% 31 Dec 2009	88/12/31-03/12/31	3/25/2003	7,118,945.31	7,112,500.00	6,445.31
4,000,000.00	FNMA TBA JUN 15 SINGLE FAM	5% 31 Dec 2009	88/12/31-03/12/31	3/24/2003	2,020,625.00	2,039,375.00	(18,750.00)
3,000,000.00	FNMA TBA JUN 15 SINGLE FAM	5% 31 Dec 2009	88/12/31-03/12/31	3/24/2003	4,040,000.00	4,069,453.13	(29,453.13)
3,000,000.00	FNMA TBA JUN 15 SINGLE FAM	5% 31 Dec 2009	88/12/31-03/12/31	3/25/2003	3,039,375.00	3,051,093.75	(11,718.75)
4,000,000.00	FNMA TBA JUN 15 SINGLE FAM	5% 31 Dec 2009	88/12/31-03/12/31	3/28/2003	3,038,437.50	3,062,421.88	(23,984.38)
1,000,000.00	FNMA TBA JUN 15 SINGLE FAM	5% 31 Dec 2009	88/12/31-03/12/31	4/2/2003	4,084,062.50	4,050,000.00	34,062.50
3,000,000.00	FNMA TBA JUN 15 SINGLE FAM	5% 31 Dec 2009	88/12/31-03/12/31	4/7/2003	1,013,281.25	1,019,804.69	(6,523.44)
3,000,000.00	FNMA TBA JUN 15 SINGLE FAM	5% 31 Dec 2009	88/12/31-03/12/31	4/14/2003	3,051,093.75	3,053,437.50	(2,343.75)
3,000,000.00	FNMA TBA JUN 15 SINGLE FAM	5% 31 Dec 2009	88/12/31-03/12/31	4/14/2003	3,048,750.00	3,039,531.25	9,218.75
4,000,000.00	FNMA TBA JUN 15 SINGLE FAM	5% 31 Dec 2009	88/12/31-03/12/31	4/14/2003	4,067,500.00	4,052,500.00	15,000.00
4,000,000.00	FNMA TBA JUN 15 SINGLE FAM	5% 31 Dec 2009	88/12/31-03/12/31	4/16/2003	4,079,218.75	4,051,582.50	27,636.25
2,000,000.00	FNMA TBA JUN 15 SINGLE FAM	5% 31 Dec 2009	88/12/31-03/12/31	4/16/2003	2,039,375.00	2,025,625.00	13,750.00
3,000,000.00	FNMA TBA JUN 15 SINGLE FAM	5% 31 Dec 2009	88/12/31-03/12/31	4/17/2003	3,063,984.38	3,030,625.00	33,359.38
2,000,000.00	FNMA TBA JUN 15 SINGLE FAM	5% 31 Dec 2009	88/12/31-03/12/31	4/17/2003	2,041,798.88	2,020,000.00	21,798.88
1,000,000.00	FNMA TBA JUN 15 SINGLE FAM	5% 31 Dec 2009	88/12/31-03/12/31	4/17/2003	1,021,015.63	1,010,000.00	11,015.63
3,000,000.00	FNMA TBA JUN 15 SINGLE FAM	5% 31 Dec 2009	88/12/31-03/12/31	4/17/2003	3,062,109.38	3,030,000.00	32,109.38
2,000,000.00	FNMA TBA JUL 15 SINGLE FAM	5% 31 Dec 2009	88/12/31-03/12/31	4/14/2003	2,025,625.00	2,055,625.00	(30,000.00)
4,000,000.00	FNMA TBA JUL 15 SINGLE FAM	5% 31 Dec 2009	88/12/31-03/12/31	4/15/2003	4,054,375.00	4,109,375.00	(55,000.00)
2,000,000.00	FNMA TBA JUL 15 SINGLE FAM	5% 31 Dec 2009	88/12/31-03/12/31	4/16/2003	2,031,250.00	2,055,390.63	(24,140.63)
2,000,000.00	FNMA TBA JUL 15 SINGLE FAM	5% 31 Dec 2009	88/12/31-03/12/31	4/16/2003	2,031,250.00	2,048,406.25	(17,156.25)
1,000,000.00	FNMA TBA JUL 15 SINGLE FAM	5% 31 Dec 2009	88/12/31-03/12/31	4/17/2003	1,016,875.00	1,027,343.75	(10,468.75)
2,000,000.00	FNMA TBA JUL 15 SINGLE FAM	5% 31 Dec 2009	88/12/31-03/12/31	4/17/2003	2,033,750.00	2,048,453.13	(14,703.13)
3,000,000.00	FNMA TBA JUL 15 SINGLE FAM	5% 31 Dec 2009	88/12/31-03/12/31	4/17/2003	3,051,562.50	3,082,500.00	(30,937.50)
3,000,000.00	FNMA TBA JUL 15 SINGLE FAM	5% 31 Dec 2009	88/12/31-03/12/31	4/30/2003	3,069,609.38	3,045,351.56	24,257.82
1,000,000.00	FNMA TBA JUL 15 SINGLE FAM	5% 31 Dec 2009	88/12/31-03/12/31	5/5/2003	1,021,562.50	1,016,875.00	4,687.50
1,000,000.00	FNMA TBA JUL 15 SINGLE FAM	5% 31 Dec 2009	88/12/31-03/12/31	5/5/2003	1,021,250.00	1,015,390.63	5,859.37
1,000,000.00	FNMA TBA JUL 15 SINGLE FAM	5% 31 Dec 2009	88/12/31-03/12/31	5/6/2003	1,022,343.75	1,017,187.50	5,156.25
1,000,000.00	FNMA TBA JUL 15 SINGLE FAM	5% 31 Dec 2009	88/12/31-03/12/31	5/6/2003	1,022,031.25	1,016,875.00	5,156.25
1,000,000.00	FNMA TBA JUL 15 SINGLE FAM	5% 31 Dec 2009	88/12/31-03/12/31	5/6/2003	1,025,625.00	1,016,875.00	8,750.00
1,000,000.00	FNMA TBA JUL 15 SINGLE FAM	5% 31 Dec 2009	88/12/31-03/12/31	5/6/2003	1,022,500.00	1,017,187.50	5,312.50
1,000,000.00	FNMA TBA JUL 15 SINGLE FAM	5% 31 Dec 2009	88/12/31-03/12/31	5/6/2003	1,022,343.75	1,017,187.50	5,156.25
2,000,000.00	FNMA TBA JUL 15 SINGLE FAM	5% 31 Dec 2009	88/12/31-03/12/31	5/7/2003	2,055,000.00	2,031,093.75	23,906.25
1,000,000.00	FNMA TBA JUL 15 SINGLE FAM	5% 31 Dec 2009	88/12/31-03/12/31	5/7/2003	1,027,500.00	1,015,625.00	11,875.00
7,000,000.00	FNMA TBA JUL 15 SINGLE FAM	5% 31 Dec 2009	88/12/31-03/12/31	5/7/2003	7,194,687.50	7,112,187.50	82,500.00
4,000,000.00	FNMA TBA JUL 15 SINGLE FAM	5% 31 Dec 2009	88/12/31-03/12/31	5/8/2003	4,109,375.00	4,054,375.00	55,000.00
3,000,000.00	FNMA TBA JUL 15 SINGLE FAM	5% 31 Dec 2009	88/12/31-03/12/31	5/8/2003	3,082,734.38	3,038,437.50	44,296.88
2,000,000.00	FNMA TBA JUL 15 SINGLE FAM	5% 31 Dec 2009	88/12/31-03/12/31	5/8/2003	2,054,687.50	2,025,000.00	29,687.50
1,000,000.00	FNMA TBA JUL 15 SINGLE FAM	5% 31 Dec 2009	88/12/31-03/12/31	5/8/2003	1,028,250.00	1,015,625.00	12,625.00
2,000,000.00	FNMA TBA JUL 15 SINGLE FAM	5% 31 Dec 2009	88/12/31-03/12/31	5/8/2003	2,052,812.50	2,024,375.00	28,437.50
1,000,000.00	FNMA TBA SEP 15 SINGLE FAM	5% 01 Dec 2009	88/12/31-03/12/31	8/19/2003	1,002,343.75	1,002,070.31	273.44
4,000,000.00	FNMA TBA SEP 15 SINGLE FAM	5% 01 Dec 2009	88/12/31-03/12/31	8/20/2003	4,035,625.00	4,014,023.44	21,601.56
5,000,000.00	FNMA TBA SEP 15 SINGLE FAM	5% 01 Dec 2009	88/12/31-03/12/31	8/21/2003	5,025,781.25	5,003,125.00	22,656.25
2,000,000.00	FNMA TBA SEP 15 SINGLE FAM	5% 01 Dec 2009	88/12/31-03/12/31	8/22/2003	2,004,140.63	2,017,812.50	(13,671.87)
2,000,000.00	FNMA TBA SEP 15 SINGLE FAM	5% 01 Dec 2009	88/12/31-03/12/31	8/25/2003	1,999,785.63	2,017,812.50	(18,026.87)
1,000,000.00	FNMA TBA SEP 15 SINGLE FAM	5% 01 Dec 2009	88/12/31-03/12/31	8/25/2003	999,921.88	1,008,906.25	(8,984.37)
1,000,000.00	FNMA TBA SEP 15 SINGLE FAM	5% 01 Dec 2009	88/12/31-03/12/31	8/26/2003	999,218.75	1,000,156.25	(937.50)
3,000,000.00	FNMA TBA SEP 15 SINGLE FAM	5% 01 Dec 2009	88/12/31-03/12/31	8/28/2003	3,011,953.13	3,009,531.25	2,421.88
1,000,000.00	FNMA TBA SEP 15 SINGLE FAM	5% 01 Dec 2009	88/12/31-03/12/31	8/28/2003	1,004,531.25	1,005,156.25	(625.00)
1,000,000.00	FNMA TBA SEP 15 SINGLE FAM	5% 01 Dec 2009	88/12/31-03/12/31	8/28/2003	1,004,140.63	1,005,156.25	(1,015.62)
5,000,000.00	FNMA TBA SEP 15 SINGLE FAM	5% 01 Dec 2009	88/12/31-03/12/31	9/2/2003	5,003,125.00	5,011,718.75	(8,593.75)
1,000,000.00	FNMA TBA SEP 15 SINGLE FAM	5% 01 Dec 2009	88/12/31-03/12/31	9/2/2003	999,687.50	1,000,156.25	(468.75)
2,000,000.00	FNMA TBA SEP 15 SINGLE FAM	5% 01 Dec 2009	88/12/31-03/12/31	9/2/2003	2,000,312.50	2,007,500.00	(7,187.50)
4,000,000.00	FNMA TBA SEP 15 SINGLE FAM	5% 01 Dec 2009	88/12/31-03/12/31	9/2/2003	3,999,082.50	3,998,750.00	332.50
2,000,000.00	FNMA TBA OCT 15 SINGLE FAM	5% 01 Dec 2009	88/12/31-03/12/31	8/22/2003	1,992,812.50	2,045,156.25	(52,343.75)
1,000,000.00	FNMA TBA OCT 15 SINGLE FAM	5% 01 Dec 2009	88/12/31-03/12/31	8/22/2003	998,593.75	1,024,082.50	(25,488.75)
1,000,000.00	FNMA TBA OCT 15 SINGLE FAM	5% 01 Dec 2009	88/12/31-03/12/31	8/25/2003	995,937.50	1,024,082.50	(28,145.00)
1,000,000.00	FNMA TBA OCT 15 SINGLE FAM	5% 01 Dec 2009	88/12/31-03/12/31	8/25/2003	995,937.50	1,024,082.50	(28,145.00)
1,000,000.00	FNMA TBA OCT 15 SINGLE FAM	5% 01 Dec 2009	88/12/31-03/12/31	8/25/2003	995,937.50	1,014,140.63	(18,203.13)
1,000,000.00	FNMA TBA OCT 15 SINGLE FAM	5% 01 Dec 2009	88/12/31-03/12/31	8/27/2003	998,250.00	1,014,140.62	(17,890.62)

THE ROCKEFELLER FOUNDATION
EMPLOYEE ID NO 13-1659629
GAIN AND LOSSES ON TAXABLE INVESTMENTS
FOR YEAR 2003

Shares/Par Value	Security Name	Security Description	Date Bought	Date Sold	Proceeds	Cost	Realized Gain/Loss
1,000,000 00	FNMA TBA OCT 15 SINGLE FAM	5% 01 Dec 2009	86/12/31-03/12/31	9/2/2003	995,937 50	1,014,140 63	(18,203 13)
4,000,000 00	FNMA TBA OCT 15 SINGLE FAM	5% 01 Dec 2009	86/12/31-03/12/31	9/16/2003	4,058,562 50	3,983,750 00	72,812 50
3,000,000 00	FNMA TBA OCT 15 SINGLE FAM	5% 01 Dec 2009	86/12/31-03/12/31	9/25/2003	3,060,468 75	2,994,843 75	65,625 00
4,000,000 00	FNMA TBA OCT 15 SINGLE FAM	5% 01 Dec 2009	86/12/31-03/12/31	9/25/2003	4,084,375 00	3,986,640 63	97,734 37
9,000,000 00	FNMA TBA OCT 15 SINGLE FAM	5% 01 Dec 2009	86/12/31-03/12/31	9/30/2003	9,216,562 50	8,062,812 50	153,750 00
3,000,000 00	FNMA TBA NOV 15 SINGLE FAM	5% 31 Dec 2009	86/12/31-03/12/31	8/28/2003	2,988,750 00	3,051,718 75	(62,968 75)
3,000,000 00	FNMA TBA NOV 15 SINGLE FAM	5% 31 Dec 2009	86/12/31-03/12/31	9/2/2003	2,979,375 00	3,043,515 63	(64,140 63)
2,000,000 00	FNMA TBA NOV 15 SINGLE FAM	5% 31 Dec 2009	86/12/31-03/12/31	9/2/2003	1,985,000 00	2,014,687 50	(29,687 50)
9,000,000 00	FNMA TBA NOV 15 SINGLE FAM	5% 31 Dec 2009	86/12/31-03/12/31	9/30/2003	9,191,250 00	9,101,562 50	89,687 50
2,000,000 00	FNMA TBA NOV 15 SINGLE FAM	5% 31 Dec 2009	86/12/31-03/12/31	10/6/2003	2,027,500 00	1,985,000 00	42,500 00
3,000,000 00	FNMA TBA NOV 15 SINGLE FAM	5% 31 Dec 2009	86/12/31-03/12/31	10/10/2003	3,043,125 00	3,054,375 00	(11,250 00)
5,000,000 00	FNMA TBA NOV 15 SINGLE FAM	5% 31 Dec 2009	86/12/31-03/12/31	10/15/2003	5,053,125 00	4,965,625 00	87,500 00
10,000,000 00	FNMA TBA NOV 15 SINGLE FAM	5% 31 Dec 2009	86/12/31-03/12/31	10/17/2003	10,073,437 50	10,208,437 50	(135,000 00)
5,000,000 00	FNMA TBA NOV 15 SINGLE FAM	5% 31 Dec 2009	86/12/31-03/12/31	10/28/2003	5,072,656 25	5,040,000 00	32,656 25
5,000,000 00	FNMA TBA NOV 15 SINGLE FAM	5% 31 Dec 2009	86/12/31-03/12/31	10/28/2003	5,069,140 63	5,023,125 00	46,015 63
1,000,000 00	FNMA TBA NOV 15 SINGLE FAM	5% 31 Dec 2009	86/12/31-03/12/31	10/29/2003	1,018,437 50	996,875 00	21,562 50
1,000,000 00	FNMA TBA NOV 15 SINGLE FAM	5% 31 Dec 2009	86/12/31-03/12/31	10/30/2003	1,013,593 75	1,018,125 00	(4,531 25)
2,000,000 00	FNMA TBA NOV 15 SINGLE FAM	5% 31 Dec 2009	86/12/31-03/12/31	10/31/2003	2,030,312 50	2,036,250 00	(5,937 50)
8,000,000 00	FNMA TBA JAN 15 SINGLE FAM	5 5% 31 Dec 2009	86/12/31-03/12/31	11/7/2002	8,212,500 00	8,156,093 75	56,406 25
4,000,000 00	FNMA TBA FEB 15 SINGLE FAM	5 5% 31 Dec 2009	86/12/31-03/12/31	12/3/2002	4,071,250 00	4,115,078 13	(43,828 13)
3,000,000 00	FNMA TBA JUN 15 SINGLE FAM	5 5% 31 Dec 2009	86/12/31-03/12/31	6/10/2003	3,122,812 50	3,121,171 88	1,640 62
3,000,000 00	FNMA TBA JUN 15 SINGLE FAM	5 5% 31 Dec 2009	86/12/31-03/12/31	6/10/2003	3,121,171 88	3,122,812 50	(1,640 62)
6,000,000 00	FNMA TBA NOV 15 SINGLE FAM	5 5% 01 Dec 2009	86/12/31-03/12/31	11/4/2003	6,173,203 13	6,168,750 00	4,453 13
7,000,000 00	FNMA TBA NOV 15 SINGLE FAM	5 5% 01 Dec 2009	86/12/31-03/12/31	11/4/2003	7,202,343 75	7,193,593 75	8,750 00
6,000,000 00	FNMA TBA NOV 15 SINGLE FAM	5 5% 01 Dec 2009	86/12/31-03/12/31	11/7/2003	6,157,734 38	6,165,000 00	(7,265 62)
5,000,000 00	FNMA TBA DEC 15 SINGLE FAM	5 5% 01 Dec 2009	86/12/31-03/12/31	11/4/2003	5,131,250 00	5,174,809 38	(43,559 38)
6,000,000 00	FNMA TBA DEC 15 SINGLE FAM	5 5% 01 Dec 2009	86/12/31-03/12/31	11/4/2003	6,157,500 00	6,206,718 75	(49,218 75)
6,000,000 00	FNMA TBA DEC 15 SINGLE FAM	5 5% 01 Dec 2009	86/12/31-03/12/31	11/20/2003	6,200,156 25	6,157,500 00	42,656 25
1,000,000 00	FNMA TBA DEC 15 SINGLE FAM	5 5% 01 Dec 2009	86/12/31-03/12/31	12/5/2003	1,035,078 13	1,023,437 50	11,640 63
2,000,000 00	FNMA TBA DEC 15 SINGLE FAM	5 5% 01 Dec 2009	86/12/31-03/12/31	12/5/2003	2,070,156 25	2,046,875 00	23,281 25
2,000,000 00	FNMA TBA DEC 15 SINGLE FAM	5 5% 01 Dec 2009	86/12/31-03/12/31	12/5/2003	2,070,625 00	2,046,875 00	23,750 00
8,000,000 00	FNMA TBA DEC 15 SINGLE FAM	5 5% 01 Dec 2009	86/12/31-03/12/31	12/5/2003	8,275,625 00	8,207,187 50	68,437 50
7,000,000 00	FNMA TBA JAN 30 SINGLE FAM	6 5% 01 Dec 2009	86/12/31-03/12/31	12/3/2002	7,218,750 00	7,267,187 50	(48,437 50)
1,000,000 00	FNMA TBA JUL 30 SINGLE FAM	6 5% 01 Dec 2009	86/12/31-03/12/31	6/16/2003	1,042,812 50	1,043,125 00	(312 50)
1,000,000 00	FNMA TBA JUL 30 SINGLE FAM	6 5% 01 Dec 2009	86/12/31-03/12/31	6/16/2003	1,043,125 00	1,042,812 50	312 50
4,000,000 00	FNMA TBA NOV 30 SINGLE FAM	6 5% 01 Dec 2009	86/12/31-03/12/31	11/4/2003	4,156,875 00	4,157,890 63	(1,015 63)
4,000,000 00	FNMA TBA DEC 30 SINGLE FAM	6 5% 01 Dec 2009	86/12/31-03/12/31	11/4/2003	4,150,000 00	4,164,062 50	(14,062 50)
4,000,000 00	FNMA TBA DEC 30 SINGLE FAM	6 5% 01 Dec 2009	86/12/31-03/12/31	11/4/2003	4,148,750 00	4,167,265 63	(18,515 63)
1,000,000 00	FNMA TBA DEC 30 SINGLE FAM	6 5% 01 Dec 2009	86/12/31-03/12/31	11/21/2003	1,044,218 75	1,037,500 00	6,718 75
7,000,000 00	FNMA TBA DEC 30 SINGLE FAM	6 5% 01 Dec 2009	86/12/31-03/12/31	12/2/2003	7,287,109 38	7,261,250 00	25,859 38
4,000,000 00	FNMA TBA JAN 30 SINGLE FAM	7% 01 Dec 2009	86/12/31-03/12/31	12/11/2002	4,189,062 50	4,188,750 00	312 50
1,000,000 00	FNMA TBA JAN 30 SINGLE FAM	7% 01 Dec 2009	86/12/31-03/12/31	12/20/2002	1,050,312 50	1,050,390 63	(78 13)
611,808 84	FEDERAL NATL MTG ASSN REMIC	8 5% 25 Dec 2022	86/12/31-03/12/31	6/10/2003	621,166 24	627,227 03	(6,060 79)
143,567 00	FNMA POOL 254684	5% 01 Feb 2018	86/12/31-03/12/31	12/4/2002	144,015 65	143,567 00	448 65
721,732 12	FNMA POOL 254684	5% 01 Feb 2018	86/12/31-03/12/31	2/20/2003	736,053 99	729,851 61	6,202 38
3,000,000 00	FNMA 254685	5% 01 Mar 2023	86/12/31-03/12/31	1/21/2003	3,039,809 38	3,027,187 50	12,421 88
66,380 54	FNMA POOL 254719	4 5% 01 Apr 2018	86/12/31-03/12/31	7/21/2003	66,438 88	67,179 18	(740 30)
1,000,000 00	FNMA POOL 254721	5% 01 May 2018	86/12/31-03/12/31	2/18/2003	1,015,234 38	1,009,218 75	6,015 63
1,000,000 00	FNMA POOL 254721	5% 01 May 2018	86/12/31-03/12/31	2/18/2003	1,015,234 38	1,009,218 75	6,015 63
1,000,000 00	FNMA POOL 254721	5% 01 May 2018	86/12/31-03/12/31	2/18/2003	1,015,234 38	1,009,218 75	6,015 63
419,999 33	FNMA POOL 254759	4 5% 01 Jun 2018	86/12/31-03/12/31	7/1/2003	428,464 94	430,302 44	(1,837 50)
369,342 87	FNMA POOL 254088	5 5% 01 Dec 2016	86/12/31-03/12/31	12/5/2003	382,067 89	379,038 12	3,029 77
180,038 30	FNMA POOL 254479	6 5% 01 Oct 2032	86/12/31-03/12/31	12/2/2003	187,422 69	186,733 48	689 21
421,357 37	FNMA POOL 254479	6 5% 01 Oct 2032	86/12/31-03/12/31	12/2/2003	438,639 61	437,028 60	1,611 01
411,000 52	FNMA POOL 254510	5% 01 Nov 2017	86/12/31-03/12/31	5/7/2003	422,431 48	417,422 41	5,009 07
899,754 28	FNMA POOL 254545	5% 01 Dec 2017	86/12/31-03/12/31	8/28/2003	903,339 24	907,787 72	(4,428 48)
251,947 80	FNMA POOL 254545	5% 01 Dec 2017	86/12/31-03/12/31	8/28/2003	252,951 66	254,191 71	(1,240 05)
999,900 00	FNMA POOL 254631	5% 01 Jan 2018	86/12/31-03/12/31	11/21/2002	1,002,399 75	1,005,758 79	(3,359 04)
999,900 00	FNMA POOL 254631	5% 01 Jan 2018	86/12/31-03/12/31	11/21/2002	1,002,399 75	1,005,758 79	(3,359 04)
900,150 15	FNMA POOL 254631	5% 01 Feb 2018	86/12/31-03/12/31	16/2/2003	911,894 29	904,650 90	7,243 39
892,354 41	FNMA POOL 254631	5% 01 Feb 2018	86/12/31-03/12/31	4/14/2003	908,855 17	903,787 70	5,067 47
68,884 35	FNMA POOL 254631	5% 01 Feb 2018	86/12/31-03/12/31	4/14/2003	70,003 72	69,766 93	236 79
465,996 52	FNMA POOL 254631	5% 01 Feb 2018	86/12/31-03/12/31	4/17/2003	475,789 73	470,656 49	5,133 24
1,000,000 36	FNMA POOL 254631	5% 01 Feb 2018	86/12/31-03/12/31	4/30/2003	1,023,203 49	1,017,187 87	6,015 62
1,000,000 36	FNMA POOL 254631	5% 01 Feb 2018	86/12/31-03/12/31	4/30/2003	1,023,203 49	1,017,187 87	6,015 62
1,000,000 36	FNMA POOL 254631	5% 01 Feb 2018	86/12/31-03/12/31	4/30/2003	1,023,203 49	1,017,187 87	6,015 62
999,901 00	FNMA POOL 254802	4 5% 01 Jul 2018	86/12/31-03/12/31	4/14/2003	997,401 25	998,338 65	(937 40)
440,682 27	FNMA POOL 259192	6 5% 01 Apr 2031	86/12/31-03/12/31	12/2/2003	458,757 13	457,070 14	1,686 99
274,978 28	FNMA POOL 346260	6 5% 01 May 2026	86/12/31-03/12/31	12/19/2002	285,934 44	283,571 35	2,363 09
999,999 74	FNMA POOL 357269	5 5% 01 Sep 2017	86/12/31-03/12/31	6/10/2003	1,040,937 23	1,040,390 36	546 87
999,999 74	FNMA POOL 357269	5 5% 01 Sep 2017	86/12/31-03/12/31	6/10/2003	1,040,937 23	1,040,390 36	546 87
999,999 74	FNMA POOL 357269	5 5% 01 Sep 2017	86/12/31-03/12/31	6/10/2003	1,040,937 23	1,040,390 36	546 87
626,841 85	FNMA POOL 357316	4 5% 01 Dec 2017	86/12/31-03/12/31	7/21/2003	627,392 79	634,383 55	(6,990 76)
556,957 08	FNMA POOL 357328	5% 01 Jan 2018	86/12/31-03/12/31	5/7/2003	572,447 45	565,940 57	6,506 88
224,821 42	FNMA POOL 357328	5% 01 Jan 2018	86/12/31-03/12/31	5/9/2003	230,722 99	228,334 26	2,388 73
98,308 11	FNMA POOL 357329	4 5% 01 Jan 2018	86/12/31-03/12/31	7/21/2003	98,394 52	99,490 88	(1,096 36)
207,342 07	FNMA POOL 357329	4 5% 01 Jan 2018	86/12/31-03/12/31	7/21/2003	207,524 31	209,836 66	(2,312 35)
210,285 57	FNMA POOL 450697	6 5% 01 Oct 2028	86/12/31-03/12/31	12/19/2002	218,664 13	216,856 99	1,807 14
(56,062 76)	FNMA POOL 504311	6 5% 01 Aug 2029	86/12/31-03/12/31	12/3/2002	(57,828 60)	(57,832 24)	(96 36)
190,525 47	FNMA POOL 509849	6 5% 01 Sep 2029	86/12/31-03/12/31	12/11/2002	197,372 48	196,479 39	893 09
247,328 29	FNMA POOL 511821	5 5% 01 Jun 2016	86/12/31-03/12/31	12/2/2002	251,675 86	253,897 95	(2,222 09)
999,900 16	FNMA POOL 535159	7% 01 Feb 2030	86/12/31-03/12/31	12/11/2002	1,047,082 95	1,047,161 06	(78 11)
999,900 16	FNMA POOL 535159	7% 01 Feb 2030	86/12/31-03/12/31	12/11/2002	1,047,082 95	1,047,161 06	(78 11)
999,900 16	FNMA POOL 535159	7% 01 Feb 2030	86/12/31-03/12/31	12/11/2002	1,047,082 95	1,047,161 06	(78 11)
999,900 20	FNMA POOL 535997	7% 01 May 2031	86/12/31-03/12/31	12/11/2002	1,047,082 99	1,047,161 11	(78 12)

THE ROCKEFELLER FOUNDATION
EMPLOYEE ID NO 13-1659629
GAIN AND LOSSES ON TAXABLE INVESTMENTS
FOR YEAR 2003

Shares/Par Value	Security Name	Security Description	Date Bought	Date Sold	Proceeds	Cost	Realized Gain/Loss
298,864 52	FNMA POOL 545400	5 5% 01 Jan 2017	88/12/31-03/12/31	12/5/2003	307,092 43	304,857 21	2,435 22
999,900 31	FNMA POOL 545249	5 5% 01 Oct 2016	86/12/31-03/12/31	12/5/2003	1,034,350 01	1,026,147 70	8,202 31
999,900 31	FNMA POOL 545249	5 5% 01 Oct 2016	86/12/31-03/12/31	12/5/2003	1,034,350 01	1,026,147 70	8,202 31
249,724 99	FNMA POOL 545711	5 5% 01 May 2017	88/12/31-03/12/31	12/2/2002	254,114 69	258,358 31	(2,243 62)
935,852 05	FNMA POOL 545760	6 5% 01 Jul 2032	88/12/31-03/12/31	11/21/2003	977,234 26	970,948 51	6,287 75
64,048 18	FNMA POOL 545760	6 5% 01 Jul 2032	88/12/31-03/12/31	11/21/2003	66,880 31	66,449 99	430 32
935,852 71	FNMA POOL 545760	6 5% 01 Jul 2032	88/12/31-03/12/31	12/2/2003	974,029 09	970,739 68	3,289 41
64,147 84	FNMA POOL 545760	6 5% 01 Jul 2032	88/12/31-03/12/31	12/2/2003	66,778 91	66,553 38	225 53
935,553 04	FNMA POOL 545760	6 5% 01 Jul 2032	88/12/31-03/12/31	12/2/2003	973 825 34	970 636 28	3,289 05
64,247 51	FNMA POOL 545760	6 5% 01 Jul 2032	88/12/31-03/12/31	12/2/2003	66,882 67	66,656 79	225 88
64,347 18	FNMA POOL 545760	6 5% 01 Jul 2032	88/12/31-03/12/31	12/2/2003	66,986 42	66,760 20	226 22
935,752 38	FNMA POOL 545760	6 5% 01 Jul 2032	88/12/31-03/12/31	12/2/2003	974,132 85	970,843 10	3,289 75
479,287 19	FNMA POOL 545819	6 5% 01 Aug 2032	88/12/31-03/12/31	12/19/2002	498,383 79	494,264 92	4,118 87
21 785 28	FNMA POOL 545819	6 5% 01 Aug 2032	86/12/31-03/12/31	12/19/2002	22,653 29	22 468 07	187 22
70,575 85	FNMA POOL 545822	5 5% 01 Aug 2017	86/12/31-03/12/31	12/5/2003	73,007 51	72,428 57	578 94
491,395 92	FNMA POOL 545823	5 5% 01 Aug 2017	86/12/31-03/12/31	12/3/2002	501,934 06	504,448 63	(2,514 57)
606,512 23	FNMA POOL 545836	5 5% 01 Jul 2017	86/12/31-03/12/31	12/2/2002	617,173 58	622,622 71	(5,449 13)
525,466 13	FNMA POOL 545836	5 5% 01 Jul 2017	86/12/31-03/12/31	12/2/2002	534,702 84	539,423 82	(4,720 98)
788,000 39	FNMA 545879	6 5% 01 Sep 2032	88/12/31-03/12/31	12/11/2002	814,247 28	810,562 90	3,684 38
770 523 83	FNMA 545879	6 5% 01 Sep 2032	88/12/31-03/12/31	12/11/2002	798,214 53	794,602 71	3,611 82
732,134 68	FNMA 545879	6 5% 01 Sep 2032	88/12/31-03/12/31	12/19/2002	781 305 87	755,013 89	6,291 78
703,236 39	FNMA 545879	6 5% 01 Sep 2032	88/12/31-03/12/31	12/19/2002	731,255 97	725,212 52	6,043 45
27,188 46	FNMA POOL 545883	5 5% 01 Sep 2017	88/12/31-03/12/31	12/5/2003	28,125 19	27,902 18	223 03
47,305 83	FNMA POOL 545894	5 5% 01 Jan 2017	88/12/31-03/12/31	12/5/2003	48,935 46	48,547 40	388 06
375 431 88	FNMA POOL 545903	5 5% 01 Sep 2017	88/12/31-03/12/31	12/5/2003	388,366 47	385,286 76	3,079 71
181,417 93	FNMA POOL 545903	5 5% 01 Sep 2017	88/12/31-03/12/31	12/5/2003	187,668 35	186,180 15	1,488 20
472,542 18	FNMA POOL 545904	5 5% 01 Sep 2017	88/12/31-03/12/31	12/2/2002	480,848 58	485,094 08	(4,245 50)
377,687 94	FNMA POOL 545904	5 5% 01 Sep 2017	88/12/31-03/12/31	12/2/2002	384,530 50	387,925 58	(3,385 08)
334,044 73	FNMA POOL 545904	5 5% 01 Sep 2017	88/12/31-03/12/31	12/3/2002	341,208 42	342,917 80	(1,709 38)
39,904 66	FNMA POOL 545904	5 5% 01 Sep 2017	88/12/31-03/12/31	12/3/2002	40,780 42	40 964 63	(204 21)
484,611 30	FNMA POOL 545904	5 5% 01 Sep 2017	88/12/31-03/12/31	12/3/2002	495,003 94	497 483 77	(2,479 83)
295,486 80	FNMA POOL 545904	5 5% 01 Sep 2017	88/12/31-03/12/31	12/3/2002	301,823 40	303,335 46	(1,512 06)
356,068 82	FNMA POOL 555013	5 5% 01 Nov 2017	88/12/31-03/12/31	12/5/2003	368,334 43	365,413 57	2,920 86
999,900 02	FNMA POOL 555021	5% 01 Nov 2017	88/12/31-03/12/31	4/14/2003	1,016,929 56	1,013,023 71	3,905 85
999,900 02	FNMA POOL 555021	5% 01 Nov 2017	88/12/31-03/12/31	4/14/2003	1,016,929 56	1,013,023 71	3,905 85
999,900 02	FNMA POOL 555021	5% 01 Nov 2017	88/12/31-03/12/31	4/14/2003	1,016,929 56	1,013,023 71	3,905 85
999,900 15	FNMA POOL 555445	5% 01 May 2018	88/12/31-03/12/31	8/22/2003	1,001,970 26	1,002,243 67	(273 41)
1,000,000 67	FNMA POOL 555545	5% 01 Jun 2018	88/12/31-03/12/31	5/9/2003	1,027,578 81	1,016,875 68	10,703 13
1,000,000 67	FNMA POOL 555545	5% 01 Jun 2018	88/12/31-03/12/31	5/9/2003	1,027,578 81	1,016,875 68	10,703 13
1,000,099 50	FNMA POOL 555602	5% 01 Jun 2018	88/12/31-03/12/31	5/7/2003	1,027,914 77	1,015,726 06	12,188 71
1,000,099 50	FNMA POOL 555602	5% 01 Jun 2018	88/12/31-03/12/31	5/7/2003	1,027,914 77	1,015,726 06	12,188 71
1,000,000 24	FNMA POOL 555681	5% 01 Jun 2018	88/12/31-03/12/31	9/30/2003	1,024,062 74	995,937 74	28,125 00
333,358 77	FNMA POOL 568518	5 5% 01 Jan 2016	88/12/31-03/12/31	12/3/2002	340,507 75	342,213 61	(1,705 86)
559,657 76	FNMA POOL 576243	6 5% 01 Apr 2031	86/12/31-03/12/31	6/16/2003	583,793 02	583,618 13	174 89
117,969 38	FNMA POOL 579399	6 5% 01 May 2031	86/12/31-03/12/31	12/2/2003	122,828 78	122,377 11	451 67
24,631 94	FNMA POOL 579813	6 5% 01 May 2031	88/12/31-03/12/31	12/11/2002	25,517 15	25,401 69	115 46
602,709 57	FNMA POOL 579813	6 5% 01 May 2031	88/12/31-03/12/31	12/11/2002	624,369 45	621,544 25	2,825 20
23,473 98	FNMA POOL 583456	6 5% 01 Jul 2031	88/12/31-03/12/31	12/11/2002	24,317 58	24,207 53	110 03
204,843 55	FNMA POOL 583456	6 5% 01 May 2031	86/12/31-03/12/31	12/11/2002	212,205 11	211 244 91	960 20
441,228 45	FNMA POOL 588941	6 5% 01 Jun 2031	88/12/31-03/12/31	12/2/2003	459 325 71	457,636 64	1,689 07
999,900 02	FNMA POOL 588941	7% 01 Jul 2031	88/12/31-03/12/31	12/2/2002	1,050,285 61	1,050,207 49	78 12
20 655 72	FNMA POOL 588941	6 5% 01 Jul 2031	86/12/31-03/12/31	6/16/2003	21,548 50	21,540 04	6 46
366,921 93	FNMA POOL 806551	5 5% 01 Nov 2016	88/12/31-03/12/31	12/3/2002	374,790 68	376,668 29	(1,877 61)
197,217 50	FNMA POOL 807476	6 5% 01 Oct 2031	88/12/31-03/12/31	12/11/2002	204,305 00	203,380 54	924 46
598,320 49	FNMA POOL 807476	6 5% 01 Nov 2031	88/12/31-03/12/31	12/2/2003	622,860 98	620 570 54	2,290 44
515,289 25	FNMA POOL 807476	5 5% 01 Dec 2016	88/12/31-03/12/31	12/3/2002	526,339 79	528,976 62	(2,636 83)
277,633 22	FNMA POOL 807476	5 5% 01 Dec 2016	88/12/31-03/12/31	12/2/2002	282,513 50	285,007 86	(2,494 36)
337,492 17	FNMA POOL 807476	5 5% 01 Dec 2016	88/12/31-03/12/31	12/3/2002	344,729 79	346,456 81	(1,727 02)
399,561 77	FNMA POOL 614820	5 5% 01 Dec 2016	88/12/31-03/12/31	12/5/2003	413,327 92	410,050 26	3,277 66
218 634 14	FNMA POOL 614820	5 5% 01 Jan 2017	86/12/31-03/12/31	12/2/2002	222,477 32	224,441 61	(1,964 29)
(43,934 41)	FNMA POOL 614820	6 5% 01 Mar 2032	88/12/31-03/12/31	12/3/2002	(45,398 61)	(45,321 09)	(75 52)
792,757 17	FNMA POOL 614820	4 5% 01 Dec 2017	88/12/31-03/12/31	7/21/2003	793,453 93	802,295 03	(8,841 10)
331,805 73	FNMA POOL 614820	5 5% 01 Jan 2017	88/12/31-03/12/31	12/2/2002	337,638 26	340,619 32	(2,981 06)
468,700 25	FNMA POOL 614820	5 5% 01 Jan 2017	88/12/31-03/12/31	12/3/2002	478,751 67	481,150 10	(2,398 43)
174,754 15	FNMA POOL 614820	5 5% 01 Feb 2017	88/12/31-03/12/31	12/2/2002	177,826 00	179,396 05	(1,570 05)
(39,208 82)	FNMA POOL 614820	6 5% 01 Apr 2032	88/12/31-03/12/31	12/3/2002	(40,513 74)	(40,446 34)	(67 40)
242,790 85	FNMA POOL 634758	5 5% 01 Mar 2032	88/12/31-03/12/31	12/19/2002	252,464 55	250,378 07	2,086 48
408,558 08	FNMA POOL 634758	5 5% 01 Apr 2017	88/12/31-03/12/31	12/5/2003	422,889 53	410,282 73	3,606 80
1,000,099 68	FNMA POOL 634758	5 5% 01 Apr 2017	88/12/31-03/12/31	12/5/2003	1,035,415 68	1,026,352 28	9,063 40
1,000,099 68	FNMA POOL 634758	5 5% 01 Apr 2017	88/12/31-03/12/31	12/5/2003	1,035,415 68	1,026,352 28	9,063 40
111,880 32	FNMA POOL 634758	5% 01 Sep 2017	86/12/31-03/12/31	5/9/2003	114,760 26	113,425 33	1,334 93
200,072 85	FNMA POOL 634758	6 5% 01 Mar 2032	88/12/31-03/12/31	12/11/2002	207,262 96	206,325 12	937 84
290,306 82	FNMA POOL 634758	5 5% 01 Dec 2017	88/12/31-03/12/31	12/2/2002	295,409 87	298,018 09	(2 608 22)
149,384 00	FNMA POOL 640901	5% 01 Feb 2018	88/12/31-03/12/31	1/8/2003	151 332 89	150,037 55	1,295 44
578 542 73	FNMA POOL 640901	6 5% 01 Apr 2032	86/12/31-03/12/31	12/2/2003	602,272 02	600,057 28	2,214 74
419,886 54	FNMA POOL 640901	6 5% 01 May 2032	86/12/31-03/12/31	6/16/2003	437,785 52	437,654 37	131 15
247,825 69	FNMA POOL 640901	6 5% 01 Apr 2032	88/12/31-03/12/31	12/19/2002	257,699 99	255,570 24	2,129 75
272,886 52	FNMA POOL 640901	6 5% 01 May 2032	88/12/31-03/12/31	12/19/2002	283 759 35	281,414 23	2,345 12
409,889 25	FNMA POOL 646413	6 5% 01 May 2032	86/12/31-03/12/31	12/2/2003	426,880 29	425,111 26	1,569 03
243,056 11	FNMA POOL 646413	6 5% 01 Jun 2032	86/12/31-03/12/31	12/19/2002	252,740 38	250,651 61	2,088 77
925 948 69	FNMA POOL 648905	5% 01 Oct 2017	86/12/31-03/12/31	4/16/2003	944,178 31	935,497 54	8 680 77
665,116 14	FNMA POOL 648905	5% 01 Oct 2017	86/12/31-03/12/31	5/8/2003	683,302 91	674,157 56	9,145 35
24,808 92	FNMA POOL 648905	6 5% 01 Jun 2032	88/12/31-03/12/31	12/19/2002	25,797 40	25,584 20	213 20
546 923 40	FNMA POOL 648905	6 5% 01 Jun 2032	88/12/31-03/12/31	12/19/2002	568,714 88	564,014 76	4,700 12
999 900 18	FNMA POOL 648905	5 5% 01 Jun 2017	88/12/31-03/12/31	12/18/2002	1,027,553 67	1,017,710 91	9,842 76

THE ROCKEFELLER FOUNDATION
EMPLOYEE ID NO 13-1659629
GAIN AND LOSSES ON TAXABLE INVESTMENTS
FOR YEAR 2003

Shares/Par Value	Security Name	Security Description	Date Bought	Date Sold	Proceeds	Cost	Realized Gain/Loss
401,579.61	FNMA POOL 851562	6 5% 01 Jul 2032	86/12/31-03/12/31	12/2/2003	418,050.64	416,513.35	1,537.29
56,062.77	FNMA POOL 652054	6 5% 01 Jul 2032	86/12/31-03/12/31	12/3/2002	57,928.61	57,832.26	96.35
39,208.55	FNMA POOL 652054	6 5% 01 Jul 2032	86/12/31-03/12/31	12/3/2002	40,513.46	40,446.07	67.39
43,934.56	FNMA POOL 652054	6 5% 01 Jul 2032	86/12/31-03/12/31	12/3/2002	45,396.76	45,321.24	75.52
(39,175.25)	FNMA POOL	6 5% 01 Aug 2032	86/12/31-03/12/31	12/3/2002	(40,479.05)	(40,411.72)	(67.33)
999,800.04	FNMA POOL	5 5% 01 Dec 2017	86/12/31-03/12/31	12/18/2002	1,027,787.88	1,017,710.76	10,077.12
620,969.88	FNMA POOL	5% 01 Nov 2017	86/12/31-03/12/31	1/6/2003	629,071.60	623,666.63	5,384.97
138,092.37	FNMA POOL	5% 01 Oct 2017	86/12/31-03/12/31	2/20/2003	140,832.64	139,645.91	1,186.73
108,779.76	FNMA POOL	5% 01 Nov 2017	86/12/31-03/12/31	5/9/2003	111,779.70	110,479.45	1,300.25
999,900.75	FNMA POOL	5% 01 Jan 2018	86/12/31-03/12/31	3/24/2003	1,013,766.56	1,011,462.10	2,304.46
999,900.09	FNMA POOL	5% 01 Jan 2018	86/12/31-03/12/31	3/24/2003	1,013,785.89	1,016,148.47	(2,382.58)
999,900.09	FNMA POOL	5% 01 Jan 2018	86/12/31-03/12/31	3/25/2003	1,016,890.58	1,016,148.47	742.11
999,900.09	FNMA POOL	5% 01 Jan 2018	86/12/31-03/12/31	3/25/2003	1,016,890.58	1,016,148.47	742.11
999,900.09	FNMA POOL	5% 01 Jan 2018	86/12/31-03/12/31	3/25/2003	1,016,890.58	1,016,148.47	742.11
1,000,000.00	FNMA POOL	5% 01 Apr 2018	86/12/31-03/12/31	2/13/2003	1,017,656.25	1,009,062.50	8,593.75
1,000,000.00	FNMA POOL	5% 01 Apr 2018	86/12/31-03/12/31	2/13/2003	1,017,656.25	1,009,062.50	8,593.75
510,007.51	FNMA POOL	5% 01 Oct 2017	86/12/31-03/12/31	3/24/2003	517,079.88	515,804.48	1,175.40
39,175.30	FNMA POOL	6 5% 01 Sep 2032	86/12/31-03/12/31	12/3/2002	40,479.10	40,411.77	67.33
1,000,000.00	FNMA POOL	5% 01 May 2018	86/12/31-03/12/31	3/25/2003	1,016,406.25	1,020,312.50	(3,906.25)
454,490.59	FNMA POOL	5% 01 Nov 2017	86/12/31-03/12/31	4/17/2003	463,899.97	459,035.50	4,864.47
104,020.76	FNMA POOL 866909	5 5% 01 Nov 2017	86/12/31-03/12/31	12/5/2003	107,804.60	106,751.31	853.29
56,593.67	FNMA POOL	5% 01 Nov 2017	86/12/31-03/12/31	4/16/2003	57,707.86	57,177.30	530.56
163,142.67	FNMA POOL 667852	5% 01 Apr 2018	86/12/31-03/12/31	4/18/2003	166,373.66	165,309.41	1,064.25
60,660.00	FNMA POOL	5% 01 Apr 2018	86/12/31-03/12/31	2/20/2003	61,863.72	61,351.90	511.82
429,224.60	FNMA POOL	5% 01 Nov 2017	86/12/31-03/12/31	4/17/2003	438,110.89	433,516.84	4,594.05
458,667.23	FNMA POOL	5% 01 Oct 2017	86/12/31-03/12/31	4/17/2003	468,306.41	463,253.90	5,052.51
32,041.59	FNMA POOL	5% 01 Oct 2017	86/12/31-03/12/31	5/7/2003	32,932.75	32,542.24	390.51
409,992.55	FNMA POOL 668135	6 5% 01 Nov 2032	86/12/31-03/12/31	12/2/2003	426,808.65	425,239.14	1,569.51
870,441.61	FNMA POOL	5% 01 Oct 2017	86/12/31-03/12/31	4/16/2003	887,578.43	879,418.04	8,160.39
716,636.16	FNMA POOL	5% 01 Jan 2018	86/12/31-03/12/31	9/2/2003	717,084.06	720,331.31	(3,247.25)
252,154.40	FNMA POOL	5% 01 Oct 2017	86/12/31-03/12/31	5/8/2003	259,049.25	255,582.12	3,467.13
446,679.22	FNMA POOL	5% 01 Oct 2017	86/12/31-03/12/31	3/24/2003	452,873.41	451,843.95	1,029.46
75,236.62	FNMA POOL	5% 01 Oct 2017	86/12/31-03/12/31	4/17/2003	76,817.76	75,988.99	828.77
73,951.98	FNMA POOL	5% 01 Nov 2017	86/12/31-03/12/31	4/16/2003	75,407.91	74,714.81	693.10
306,876.84	FNMA POOL	4 5% 01 Apr 2018	86/12/31-03/12/31	7/21/2003	307,146.55	310,568.95	(3,422.40)
999,900.02	FNMA POOL	5 5% 01 Sep 2017	86/12/31-03/12/31	12/19/2002	1,029,662.67	1,017,710.74	11,951.93
999,900.02	FNMA POOL	5 5% 01 Sep 2017	86/12/31-03/12/31	12/19/2002	1,029,662.67	1,017,710.74	11,951.93
43,105.38	FNMA POOL 870370	5 5% 01 Sep 2017	86/12/31-03/12/31	12/5/2003	44,590.49	44,238.89	351.60
999,900.00	FNMA POOL	5% 01 Jan 2018	86/12/31-03/12/31	11/18/2002	1,008,102.30	1,013,648.63	(5,546.33)
678,315.00	FNMA POOL	5% 01 Feb 2018	86/12/31-03/12/31	12/4/2002	680,434.73	678,315.00	2,119.73
999,900.00	FNMA POOL	5% 01 Dec 2017	86/12/31-03/12/31	11/18/2002	1,008,414.77	1,013,648.63	(5,233.86)
227,208.00	FNMA POOL	5 5% 01 Dec 2017	86/12/31-03/12/31	12/2/2002	231,199.86	233,241.16	(2,041.30)
999,900.00	FNMA POOL	5% 01 Dec 2017	86/12/31-03/12/31	11/18/2002	1,008,102.30	1,013,648.63	(5,546.33)
520,647.15	FNMA POOL 873168	5 5% 01 Dec 2017	86/12/31-03/12/31	12/5/2003	538,585.07	534,314.13	4,270.94
1,000,099.84	FNMA POOL	4 5% 01 Jan 2018	86/12/31-03/12/31	8/1/2003	986,035.94	1,012,132.30	(26,096.36)
999,900.00	FNMA POOL	5% 01 Mar 2018	86/12/31-03/12/31	12/10/2002	1,007,867.95	1,004,587.03	3,280.92
999,900.00	FNMA POOL	5% 01 Mar 2018	86/12/31-03/12/31	1/6/2003	1,012,945.57	1,004,587.03	8,358.54
739,932.00	FNMA POOL	5% 01 Jan 2018	86/12/31-03/12/31	11/18/2002	746,232.98	742,937.97	3,295.01
726,278.23	FNMA POOL	5% 01 Jan 2018	86/12/31-03/12/31	12/4/2002	728,547.85	726,278.23	2,269.62
857,436.79	FNMA POOL	5% 01 Feb 2018	86/12/31-03/12/31	12/4/2002	860,116.28	857,436.79	2,679.49
831,466.03	FNMA POOL	5% 01 Mar 2018	86/12/31-03/12/31	4/14/2003	844,977.35	842,119.18	2,858.17
230,538.90	FNMA POOL	5% 01 Mar 2018	86/12/31-03/12/31	5/8/2003	236,842.70	233,672.79	3,169.91
999,900.00	FNMA POOL	5% 01 Jan 2018	86/12/31-03/12/31	11/21/2002	1,002,399.75	1,013,648.63	(11,248.88)
999,900.00	FNMA POOL	5% 01 Jan 2018	86/12/31-03/12/31	11/18/2002	1,008,102.30	1,013,648.63	(5,546.33)
999,900.00	FNMA POOL	5% 01 Jan 2018	86/12/31-03/12/31	11/18/2002	1,008,414.77	1,013,648.63	(5,233.86)
671,727.52	FNMA POOL	5% 01 Feb 2018	86/12/31-03/12/31	5/8/2003	690,095.07	680,858.82	9,236.25
341,726.63	FNMA POOL 881309	5% 01 Feb 2018	86/12/31-03/12/31	9/30/2003	349,949.43	340,445.16	9,504.27
72,865.47	FNMA POOL	5% 01 Feb 2018	86/12/31-03/12/31	4/16/2003	74,300.01	73,816.89	483.12
164,933.00	FNMA POOL	5% 01 Feb 2018	86/12/31-03/12/31	12/4/2002	165,448.42	164,933.00	515.42
999,900.00	FNMA POOL	5% 01 Mar 2018	86/12/31-03/12/31	12/10/2002	1,006,774.31	1,004,587.03	2,187.28
999,900.00	FNMA POOL	5% 01 Mar 2018	86/12/31-03/12/31	12/10/2002	1,007,867.95	1,004,587.03	3,280.92
999,900.00	FNMA POOL	5% 01 Mar 2018	86/12/31-03/12/31	12/10/2002	1,007,867.95	1,004,587.03	3,280.92
999,900.00	FNMA POOL	5% 01 Jan 2018	86/12/31-03/12/31	11/18/2002	1,008,414.77	1,013,648.63	(5,233.86)
999,900.00	FNMA POOL	5% 01 Jan 2018	86/12/31-03/12/31	11/18/2002	1,008,414.77	1,013,648.63	(5,233.86)
999,900.00	FNMA POOL	5% 01 Jan 2018	86/12/31-03/12/31	11/18/2002	1,008,414.77	1,013,648.63	(5,233.86)
999,900.00	FNMA POOL	5% 01 Jan 2018	86/12/31-03/12/31	11/18/2002	1,008,414.77	1,013,648.63	(5,233.86)
999,900.00	FNMA POOL	5% 01 Jan 2018	86/12/31-03/12/31	11/18/2002	1,008,414.77	1,013,648.63	(5,233.86)
3,000,000.00	FEDERAL NATL MTG ASSN	5 5% 25 Sep 2013	86/12/31-03/12/31	6/10/2003	3,063,750.00	3,096,538.02	(32,788.02)
824,856.47	FNMA POOL	4 5% 01 Mar 2018	86/12/31-03/12/31	7/21/2003	825,417.87	815,385.99	10,031.88
259,968.00	FNMA POOL	5% 01 Feb 2018	86/12/31-03/12/31	11/18/2002	262,181.79	261,024.12	1,157.67
968,847.05	FNMA POOL	5% 01 Feb 2018	86/12/31-03/12/31	8/22/2003	970,852.66	977,475.84	(6,622.88)
27,501.58	FNMA POOL	5% 01 Feb 2018	86/12/31-03/12/31	12/4/2002	27,587.52	27,501.58	85.94
1,000,099.16	FNMA POOL	5% 01 Feb 2018	86/12/31-03/12/31	5/9/2003	1,027,445.62	1,012,912.93	14,532.69
1,000,099.16	FNMA POOL	5% 01 Feb 2018	86/12/31-03/12/31	5/9/2003	1,027,445.62	1,012,912.93	14,532.69
1,000,000.07	FNMA POOL	5% 01 Feb 2018	86/12/31-03/12/31	9/2/2003	1,000,156.32	999,218.82	937.50
882,215.47	FNMA POOL	5% 01 Feb 2018	86/12/31-03/12/31	9/2/2003	882,353.32	881,939.78	413.54
1,000,000.00	FNMA POOL	5% 01 May 2018	86/12/31-03/12/31	3/25/2003	1,016,406.25	1,019,375.00	(2,968.75)
1,000,000.00	FNMA POOL	5% 01 May 2018	86/12/31-03/12/31	3/25/2003	1,016,406.25	1,019,375.00	(2,968.75)
90,630.48	FNMA POOL	5% 01 Jun 2018	86/12/31-03/12/31	5/8/2003	93,108.65	91,862.48	1,246.17
174,957.00	FNMA POOL	4 5% 01 Aug 2018	86/12/31-03/12/31	8/1/2003	169,858.64	179,002.88	(9,144.24)
71,387.10	FNMA POOL	5% 01 Feb 2018	86/12/31-03/12/31	4/14/2003	72,547.14	72,301.75	245.39

THE ROCKEFELLER FOUNDATION
EMPLOYEE ID NO 13-1659629
GAIN AND LOSSES ON TAXABLE INVESTMENTS
FOR YEAR 2003

Shares/Par Value	Security Name	Security Description	Date Bought	Date Sold	Proceeds	Cost	Realized Gain/Loss
332,497 00	FNMA POOL	5 5% 01 Feb 2018	86/12/31-03/12/31	12/3/2002	339,627 50	341,328 95	(1,701 45)
999,900 21	FNMA POOL	5% 01 Jan 2018	86/12/31-03/12/31	3/24/2003	1,013,766 02	1,011,461 56	2,304 46
999,900 21	FNMA POOL	5% 01 Jan 2018	86/12/31-03/12/31	3/24/2003	1,013,766 02	1,011,461 56	2,304 46
999,900 21	FNMA POOL	5% 01 Jan 2018	86/12/31-03/12/31	3/24/2003	1,013,766 02	1,011,461 56	2,304 46
999,900 21	FNMA POOL	5% 01 Jan 2018	86/12/31-03/12/31	3/24/2003	1,013,766 02	1,011,461 56	2,304 46
999,900 00	FNMA POOL	5% 01 Jan 2018	86/12/31-03/12/31	11/18/2002	1,008,414 77	1,013,648 63	(5,233 86)
999,900 00	FNMA POOL	5% 01 Jan 2018	86/12/31-03/12/31	11/21/2002	1,002,399 75	1,013,648 63	(11,248 88)
231,094 78	FNMA POOL 685203	5 5% 01 Apr 2018	86/12/31-03/12/31	12/5/2003	239,056 71	237,161 02	1,895 69
573,356 67	FNMA POOL 685203	5 5% 01 Apr 2018	86/12/31-03/12/31	12/5/2003	593,110 60	588,407 27	4,703 33
909,588 23	FNMA POOL 685203	5 5% 01 Apr 2018	86/12/31-03/12/31	12/5/2003	940,926 39	933,464 92	7,461 47
675,946 63	FNMA POOL 685203	5 5% 01 Apr 2018	86/12/31-03/12/31	12/5/2003	699,235 10	693,690 23	5,544 87
775,179 39	FNMA POOL	5% 01 Mar 2018	86/12/31-03/12/31	5/9/2003	795,527 85	788,260 54	7,267 31
99,750 00	FNMA POOL	5% 01 Feb 2018	86/12/31-03/12/31	1/6/2003	101,051 43	100,248 75	802 68
999,900 00	FNMA POOL	5% 01 Feb 2018	86/12/31-03/12/31	1/8/2003	1,017,554 48	1,004,899 50	12,654 98
999,900 00	FNMA POOL	5% 01 Feb 2018	86/12/31-03/12/31	1/8/2003	1,017,554 48	1,004,899 50	12,654 98
999,900 00	FNMA POOL	5% 01 Feb 2018	86/12/31-03/12/31	1/8/2003	1,017,554 48	1,004,899 50	12,654 98
999,900 00	FNMA POOL	5% 01 Feb 2018	86/12/31-03/12/31	1/8/2003	1,017,554 48	1,004,899 50	12,654 98
156,752 00	FNMA POOL	5% 01 Feb 2018	86/12/31-03/12/31	12/4/2002	157,241 85	156,752 00	489 85
30,859 31	FNMA POOL	5% 01 Mar 2018	86/12/31-03/12/31	9/2/2003	30,864 13	30,849 67	14 46
113,811 19	FNMA POOL	5% 01 Jun 2018	86/12/31-03/12/31	4/17/2003	115,963 29	114,747 30	1,215 99
498,674 77	FNMA POOL	5% 01 Jun 2018	86/12/31-03/12/31	4/17/2003	508,998 90	503,661 52	5,337 38
818,681 45	FNMA POOL 687150	5 5% 01 Feb 2018	86/12/31-03/12/31	12/5/2003	846,887 59	840,171 84	6,715 75
591,541 53	FNMA POOL 687150	5 5% 01 Feb 2018	86/12/31-03/12/31	12/5/2003	612,291 89	607,069 49	5,222 20
130,155 00	FNMA POOL 687191	5% 01 Feb 2018	86/12/31-03/12/31	12/4/2002	130,581 73	130,155 00	426 73
270,691 48	FNMA POOL	5% 01 Mar 2018	86/12/31-03/12/31	5/9/2003	278,093 20	274,371 19	3,722 01
31,153 71	FNMA POOL	5% 01 Mar 2018	86/12/31-03/12/31	8/22/2003	31,218 21	31,431 17	(212 96)
100,245 83	FNMA POOL	5% 01 Mar 2018	86/12/31-03/12/31	8/28/2003	100,645 24	101,138 65	(493 41)
1,000,000 26	FNMA POOL	5% 01 Mar 2018	86/12/31-03/12/31	8/28/2003	1,003,984 64	1,008,906 52	(4,921 88)
999,900 00	FNMA POOL	5% 01 Mar 2018	86/12/31-03/12/31	12/10/2002	1,006,774 31	1,004,587 03	2,187 28
999,900 00	FNMA POOL	5% 01 Mar 2018	86/12/31-03/12/31	12/10/2002	1,006,774 31	1,004,587 03	2,187 28
115,062 00	FNMA POOL	5% 01 Feb 2018	86/12/31-03/12/31	12/4/2002	115,421 57	115,062 00	359 57
229,647 00	FNMA POOL	5% 01 Feb 2018	86/12/31-03/12/31	1/6/2003	232,643 18	230,651 71	1,991 47
554,945 00	FNMA POOL	5% 01 May 2018	86/12/31-03/12/31	2/28/2003	567,452 94	559,800 77	7,652 17
178,428 00	FNMA POOL	4 5% 01 Aug 2018	86/12/31-03/12/31	8/1/2003	173,228 50	182,554 15	(9,325 65)
1,000,000 00	FNMA POOL	5% 01 Mar 2018	86/12/31-03/12/31	1/21/2003	1,013,203 13	1,013,750 00	(546 87)
1,000,000 00	FNMA POOL	5% 01 Mar 2018	86/12/31-03/12/31	1/21/2003	1,013,203 13	1,013,750 00	(546 87)
1,000,000 00	FNMA POOL	5% 01 Mar 2018	86/12/31-03/12/31	1/21/2003	1,013,203 13	1,013,750 00	(546 87)
1,000,000 00	FNMA POOL	5% 01 Mar 2018	86/12/31-03/12/31	1/23/2003	1,015,390 63	1,013,750 00	1,640 63
1,000,000 00	FNMA POOL	5% 01 Mar 2018	86/12/31-03/12/31	1/23/2003	1,015,390 63	1,013,750 00	1,640 63
1,000,000 00	FNMA POOL	5% 01 Apr 2018	86/12/31-03/12/31	2/28/2003	1,021,093 75	1,005,625 00	15,468 75
322,055 00	FNMA POOL	5% 01 Apr 2018	86/12/31-03/12/31	2/28/2003	329,313 82	324,872 98	4,440 84
939,240 00	FNMA POOL	5% 01 Apr 2018	86/12/31-03/12/31	2/20/2003	957,876 04	949,953 21	7,922 83
687,466 41	FNMA POOL	5% 01 May 2018	86/12/31-03/12/31	4/16/2003	701,081 47	696,596 82	4,484 65
140,075 91	FNMA POOL	5% 01 Apr 2018	86/12/31-03/12/31	2/20/2003	142,855 54	141,851 76	1,003 78
36,258 79	FNMA POOL	5% 01 May 2018	86/12/31-03/12/31	4/14/2003	36,847 99	36,723 35	124 64
1,000,000 00	FNMA POOL	5% 01 Apr 2018	86/12/31-03/12/31	2/20/2003	1,019,843 75	1,009,062 50	10,781 25
1,000,000 00	FNMA POOL	5% 01 Jun 2018	86/12/31-03/12/31	4/14/2003	1,016,250 00	1,012,812 50	3,437 50
99,649 75	FNMA POOL	5% 01 May 2018	86/12/31-03/12/31	4/14/2003	101,289 06	100,926 51	362 55
952,214 00	FNMA POOL	5% 01 May 2018	86/12/31-03/12/31	3/25/2003	968,394 20	967,389 91	1,004 29
47,786 00	FNMA POOL	5% 01 May 2018	86/12/31-03/12/31	3/25/2003	48,597 99	48,547 59	50 40
999,900 00	FNMA POOL 702888	5% 01 Apr 2018	86/12/31-03/12/31	2/28/2003	1,022,436 81	1,008,649 13	13,787 68
999,900 00	FNMA POOL 702888	5% 01 Apr 2018	86/12/31-03/12/31	2/28/2003	1,022,436 81	1,008,649 13	13,787 68
149,290 99	FNMA POOL 702888	5% 01 Apr 2018	86/12/31-03/12/31	4/16/2003	152,247 65	151,273 76	973 89
123,000 00	FNMA POOL	5% 01 Apr 2018	86/12/31-03/12/31	2/28/2003	125,772 30	124,076 25	1,696 05
596,327 64	FNMA POOL	5% 01 May 2018	86/12/31-03/12/31	3/25/2003	606,111 14	607,881 49	(1,770 35)
999,900 00	FNMA POOL	5% 01 May 2018	86/12/31-03/12/31	2/20/2003	1,019,741 77	1,011,148 88	8,592 89
1,000,000 00	FNMA POOL	5% 01 May 2018	86/12/31-03/12/31	3/25/2003	1,016,992 19	1,014,687 50	2,304 69
492,560 92	FNMA POOL	4 5% 01 Jun 2018	86/12/31-03/12/31	4/14/2003	491,329 52	491,714 33	(384 81)
952,214 00	FNMA POOL 702633	5% 01 Jun 2018	86/12/31-03/12/31	3/25/2003	968,394 20	967,389 91	1,004 29
43,214 00	FNMA POOL	5% 01 Apr 2018	86/12/31-03/12/31	3/24/2003	43,813 26	43,713 66	99 60
375,773 29	FNMA POOL 704898	5% 01 May 2018	86/12/31-03/12/31	9/25/2003	383,699 75	375,244 85	8,454 90
477,253 65	FNMA POOL	5% 01 May 2018	86/12/31-03/12/31	5/8/2003	490,303 55	483,741 31	6,562 24
1,000,000 00	FNMA POOL	5% 01 May 2018	86/12/31-03/12/31	2/14/2003	1,015,703 13	1,009,062 50	6,640 63
1,000,000 00	FNMA POOL	5% 01 May 2018	86/12/31-03/12/31	2/14/2003	1,015,703 13	1,009,062 50	6,640 63
1,000,000 00	FNMA POOL	5% 01 May 2018	86/12/31-03/12/31	2/20/2003	1,019,843 75	1,009,062 50	10,781 25
999,901 00	FNMA POOL	5% 01 May 2018	86/12/31-03/12/31	2/24/2003	1,019,430 32	1,008,850 13	10,780 19
999,901 00	FNMA POOL	5% 01 May 2018	86/12/31-03/12/31	2/24/2003	1,019,430 32	1,008,850 14	10,780 18
999,901 00	FNMA POOL	5% 01 May 2018	86/12/31-03/12/31	2/27/2003	1,022,789 36	1,008,850 13	14,139 23
999,901 00	FNMA POOL	5% 01 May 2018	86/12/31-03/12/31	2/27/2003	1,022,789 36	1,008,850 14	14,139 22
403,573 00	FNMA POOL	5% 01 May 2018	86/12/31-03/12/31	3/25/2003	410,194 12	411,392 23	(1,198 11)
999,900 17	FNMA POOL 704605	5% 01 Jun 2018	86/12/31-03/12/31	10/17/2003	1,007,243 18	993,025 85	14,217 33
999,900 17	FNMA POOL 704605	5% 01 Jun 2018	86/12/31-03/12/31	10/17/2003	1,007,243 18	993,025 85	14,217 33
999,900 17	FNMA POOL 704605	5% 01 Jun 2018	86/12/31-03/12/31	10/28/2003	1,014,429 97	993,025 85	21,404 12
104,328 05	FNMA POOL	5% 01 May 2018	86/12/31-03/12/31	5/8/2003	107,180 77	105,746 25	1,434 52
999,900 00	FNMA POOL	4 5% 01 Jun 2018	86/12/31-03/12/31	4/7/2003	995,212 97	998,337 66	(3,124 69)
457,284 09	FNMA POOL	5% 01 May 2018	86/12/31-03/12/31	4/17/2003	466,730 88	461,836 73	4,894 15
999,999 68	FNMA POOL 705711	5% 01 Jun 2018	86/12/31-03/12/31	9/30/2003	1,024,062 17	995,937 18	28,124 99
85,486 92	FNMA POOL	5% 01 May 2018	86/12/31-03/12/31	5/8/2003	98,097 89	96,784 95	1,312 94
457,154 28	FNMA POOL	5% 01 Jun 2018	86/12/31-03/12/31	4/17/2003	466,618 79	461,725 81	4,892 98
246,177 32	FNMA POOL 708890	5% 01 Jun 2018	86/12/31-03/12/31	9/16/2003	249,658 42	245,177 22	4,481 20
999,906 12	FNMA POOL	4 5% 01 Jun 2018	86/12/31-03/12/31	7/1/2003	1,020,099 53	1,002,718 35	17,381 18
47,786 00	FNMA POOL	5% 01 Jun 2018	86/12/31-03/12/31	3/25/2003	48,597 99	48,547 59	50 40
659,133 68	FNMA POOL	4 5% 01 Jun 2018	86/12/31-03/12/31	8/1/2003	639,926 11	667,166 87	(27,240 76)
1,000,000 64	FNMA POOL	4 5% 01 May 2018	86/12/31-03/12/31	7/1/2003	1,020,860 03	1,018,438 15	2,421 88
1,000,000 00	FNMA POOL	5% 01 Jun 2018	86/12/31-03/12/31	3/14/2003	1,021,523 44	1,019,062 50	2,460 94

THE ROCKEFELLER FOUNDATION
EMPLOYEE ID NO 13-1659629
GAIN AND LOSSES ON TAXABLE INVESTMENTS
FOR YEAR 2003

Shares/Par Value	Security Name	Security Description	Date Bought	Date Sold	Proceeds	Cost	Realized Gain/Loss
1,000,000.00	FNMA POOL	5% 01 Jun 2018	86/12/31-03/12/31	3/14/2003	1,021,523.44	1,019,062.50	2,460.94
1,000,000.00	FNMA POOL	5% 01 Jun 2018	86/12/31-03/12/31	3/14/2003	1,021,523.44	1,019,062.50	2,460.94
502,560.76	FNMA POOL	5% 01 May 2018	86/12/31-03/12/31	4/17/2003	512,965.34	507,586.37	5,378.97
44,270.87	FNMA POOL	5% 01 May 2018	86/12/31-03/12/31	4/17/2003	45,187.41	44,713.58	473.83
132,817.09	FNMA POOL	5% 01 May 2018	86/12/31-03/12/31	5/8/2003	136,448.81	134,622.57	1,826.24
375,243.00	FNMA POOL	4.5% 01 Aug 2018	86/12/31-03/12/31	7/21/2003	375,580.13	369,555.72	6,024.41
1,000,100.00	FNMA POOL	4.5% 01 Aug 2018	86/12/31-03/12/31	7/21/2003	1,000,998.53	984,942.23	16,056.30
1,000,100.00	FNMA POOL	4.5% 01 Aug 2018	86/12/31-03/12/31	7/21/2003	1,000,998.53	984,942.23	16,056.30
1,000,089.00	FNMA POOL	4.5% 01 Jul 2018	86/12/31-03/12/31	7/1/2003	1,020,257.25	1,024,632.68	(4,375.43)
473,594.00	FNMA POOL	4.5% 01 Jul 2018	86/12/31-03/12/31	7/1/2003	483,139.88	485,211.85	(2,071.97)
43,048.22	FNMA POOL	5% 01 May 2018	86/12/31-03/12/31	4/17/2003	43,939.45	43,478.70	460.75
999,900.59	FNMA POOL	4.5% 01 Jun 2018	86/12/31-03/12/31	7/1/2003	1,020,093.90	1,005,212.66	14,881.24
753,803.57	FNMA POOL 713364	5% 01 Jul 2018	86/12/31-03/12/31	9/16/2003	784,462.82	750,741.24	13,721.58
779,539.24	FNMA POOL	5% 01 Jun 2018	86/12/31-03/12/31	5/9/2003	801,037.47	791,719.54	9,317.93
415,884.43	FNMA POOL	4.5% 01 Jun 2018	86/12/31-03/12/31	7/18/2003	417,330.27	423,182.41	(5,852.14)
1,000,000.65	FNMA POOL	4.5% 01 Jun 2018	86/12/31-03/12/31	7/18/2003	1,003,477.22	1,017,500.65	(14,023.43)
86,825.66	FNMA POOL	5% 01 Aug 2018	86/12/31-03/12/31	9/2/2003	86,839.23	86,798.53	40.70
999,900.00	FNMA POOL	4.5% 01 Jul 2018	86/12/31-03/12/31	7/1/2003	1,020,093.29	993,025.69	27,067.60
999,999.88	FNMA POOL	4.5% 01 Jun 2018	86/12/31-03/12/31	8/1/2003	970,859.08	1,016,874.67	(46,015.61)
999,999.88	FNMA POOL	4.5% 01 Jun 2018	86/12/31-03/12/31	8/1/2003	970,859.06	1,016,874.67	(46,015.61)
1,000,089.86	FNMA POOL	4.5% 01 Jun 2018	86/12/31-03/12/31	8/11/2003	986,035.95	1,012,288.57	(26,252.62)
1,000,089.86	FNMA POOL	4.5% 01 Jun 2018	86/12/31-03/12/31	8/11/2003	986,035.95	1,012,288.57	(26,252.62)
507,439.00	FNMA POOL	4.5% 01 Jun 2018	86/12/31-03/12/31	4/14/2003	506,170.40	506,566.84	(396.44)
813,865.36	FNMA POOL	5% 01 May 2018	86/12/31-03/12/31	5/8/2003	836,119.49	824,828.84	11,290.65
36,989.09	FNMA POOL 721340	5% 01 Jun 2018	86/12/31-03/12/31	9/25/2003	37,769.33	36,937.07	832.26
283,363.89	FNMA POOL	5% 01 Jun 2018	86/12/31-03/12/31	9/2/2003	283,540.99	284,824.99	(1,284.00)
500,100.00	FNMA POOL	4.5% 01 Aug 2018	86/12/31-03/12/31	8/1/2003	485,526.77	506,194.97	(20,668.20)
999,900.00	FNMA POOL	4.5% 01 Jun 2018	86/12/31-03/12/31	7/1/2003	1,020,093.29	1,005,211.96	14,881.33
317,121.82	FNMA POOL 722158	5% 01 Jul 2018	86/12/31-03/12/31	9/30/2003	324,752.56	315,932.61	8,819.95
646,715.00	FNMA POOL	4.5% 01 Aug 2018	86/12/31-03/12/31	8/1/2003	627,869.32	661,670.28	(33,800.96)
185,411.59	FNMA POOL	5% 01 Jun 2018	86/12/31-03/12/31	5/8/2003	200,754.88	198,067.97	2,686.91
1,000,000.00	FNMA POOL	4.5% 01 Sep 2018	86/12/31-03/12/31	8/19/2003	986,875.00	998,437.50	(11,562.50)
1,000,000.00	FNMA POOL	4.5% 01 Sep 2018	86/12/31-03/12/31	8/20/2003	988,750.00	998,437.50	(9,687.50)
1,000,000.00	FNMA POOL	4.5% 01 Sep 2018	86/12/31-03/12/31	8/20/2003	988,750.00	998,437.50	(9,687.50)
291,067.00	FNMA POOL	4.5% 01 Sep 2018	86/12/31-03/12/31	8/20/2003	287,792.50	290,812.21	(2,819.71)
999,900.00	FNMA POOL	4.5% 01 Jun 2018	86/12/31-03/12/31	4/14/2003	997,400.25	998,181.42	(781.17)
999,900.00	FNMA POOL	4.5% 01 Jun 2018	86/12/31-03/12/31	4/14/2003	997,400.25	998,337.66	(937.41)
748,052.60	FNMA POOL	5% 01 Jul 2018	86/12/31-03/12/31	8/28/2003	751,033.12	754,714.94	(3,681.82)
499,999.88	FNMA POOL	4.5% 01 Jul 2018	86/12/31-03/12/31	8/1/2003	485,429.57	506,093.62	(20,664.05)
340,966.20	FNMA POOL	4.5% 01 Jul 2018	86/12/31-03/12/31	8/1/2003	331,030.24	345,121.73	(14,091.49)
1,000,000.32	FNMA POOL	5% 01 Aug 2018	86/12/31-03/12/31	9/2/2003	1,000,625.32	1,005,156.57	(4,531.25)
1,000,000.32	FNMA POOL	5% 01 Aug 2018	86/12/31-03/12/31	9/2/2003	1,000,625.32	1,005,156.57	(4,531.25)
1,000,000.32	FNMA POOL	5% 01 Aug 2018	86/12/31-03/12/31	9/2/2003	1,000,625.32	1,005,156.57	(4,531.25)
1,000,000.32	FNMA POOL	5% 01 Aug 2018	86/12/31-03/12/31	9/2/2003	1,000,625.32	1,005,156.57	(4,531.25)
0.01	FNMA POOL	5% 01 Aug 2018	86/12/31-03/12/31	9/22/2003	0.00	0.01	(0.01)
1,000,000.96	FNMA POOL 727376	5% 01 Aug 2018	86/12/31-03/12/31	9/30/2003	1,024,063.48	995,938.46	28,125.02
999,900.38	FNMA POOL	4.5% 01 Sep 2018	86/12/31-03/12/31	8/20/2003	988,651.50	972,715.59	15,935.91
999,900.38	FNMA POOL	4.5% 01 Sep 2018	86/12/31-03/12/31	8/20/2003	988,651.50	972,715.59	15,935.91
999,999.16	FNMA POOL 727415	5% 01 Sep 2018	86/12/31-03/12/31	10/31/2003	1,015,155.40	992,499.17	22,656.23
1,000,100.00	FNMA POOL	4.5% 01 Jul 2018	86/12/31-03/12/31	7/1/2003	1,020,961.46	1,017,601.75	3,359.71
1,000,000.12	FNMA POOL	4.5% 01 Jul 2018	86/12/31-03/12/31	7/18/2003	1,003,476.69	1,017,500.13	(14,023.44)
584,115.67	FNMA POOL	4.5% 01 Jul 2018	86/12/31-03/12/31	7/18/2003	586,146.38	594,337.69	(8,191.31)
1,000,089.00	FNMA POOL	4.5% 01 Aug 2018	86/12/31-03/12/31	7/1/2003	1,020,257.25	1,024,632.68	(4,375.43)
999,999.51	FNMA POOL 730874	5% 01 Aug 2018	86/12/31-03/12/31	9/16/2003	1,014,140.13	996,405.77	17,734.36
999,999.51	FNMA POOL 730874	5% 01 Aug 2018	86/12/31-03/12/31	9/16/2003	1,014,140.13	996,405.77	17,734.36
106,406.00	FNMA POOL	4.5% 01 Aug 2018	86/12/31-03/12/31	7/1/2003	108,550.75	109,016.27	(465.52)
1,000,000.00	FNMA POOL	4.5% 01 Jul 2018	86/12/31-03/12/31	7/1/2003	1,020,859.38	1,008,125.00	12,734.38
1,000,100.00	FNMA POOL	4.5% 01 Jul 2018	86/12/31-03/12/31	7/1/2003	1,020,961.46	1,011,683.66	9,277.80
1,000,100.00	FNMA POOL	4.5% 01 Jul 2018	86/12/31-03/12/31	7/1/2003	1,020,961.46	1,011,683.66	9,277.80
901,592.28	FNMA POOL	4.5% 01 Aug 2018	86/12/31-03/12/31	7/21/2003	902,384.69	912,439.56	(10,054.87)
999,999.94	FNMA POOL 731866	5% 01 Oct 2018	86/12/31-03/12/31	10/17/2003	1,007,343.69	996,249.94	11,093.75
293,183.85	FNMA POOL 731866	5% 01 Oct 2018	86/12/31-03/12/31	10/17/2003	295,336.72	292,084.21	3,252.51
999,999.94	FNMA POOL 731866	5% 01 Oct 2018	86/12/31-03/12/31	10/17/2003	1,007,343.69	996,249.94	11,093.75
341,151.30	FNMA POOL 732022	5% 01 Aug 2018	86/12/31-03/12/31	9/30/2003	349,380.25	339,871.98	9,488.27
706,815.84	FNMA POOL 734720	5% 01 Sep 2018	86/12/31-03/12/31	10/17/2003	712,006.52	704,165.28	7,841.24
999,901.00	FNMA POOL	4.5% 01 Nov 2018	86/12/31-03/12/31	9/12/2003	995,995.14	963,854.59	32,140.55
999,901.00	FNMA POOL	4.5% 01 Nov 2018	86/12/31-03/12/31	9/12/2003	995,995.14	963,854.59	32,140.55
999,901.00	FNMA POOL	4.5% 01 Nov 2018	86/12/31-03/12/31	9/15/2003	997,088.78	963,854.59	33,234.19
708,933.00	FNMA POOL	4.5% 01 Aug 2018	86/12/31-03/12/31	8/20/2003	700,957.50	707,825.29	(6,867.79)
1,000,000.00	FNMA POOL	4.5% 01 Sep 2018	86/12/31-03/12/31	8/19/2003	986,875.00	1,014,062.50	(27,187.50)
1,000,000.00	FNMA POOL	4.5% 01 Sep 2018	86/12/31-03/12/31	8/19/2003	986,875.00	1,014,062.50	(27,187.50)
587,237.00	FNMA POOL 741284	5% 01 Oct 2018	86/12/31-03/12/31	9/25/2003	589,624.03	586,411.20	13,212.83
999,999.49	FNMA POOL 741418	5% 01 Nov 2018	86/12/31-03/12/31	10/31/2003	1,015,155.74	992,499.50	22,656.24
1,000,000.00	FNMA POOL	4.5% 01 Sep 2018	86/12/31-03/12/31	9/2/2003	977,500.00	1,013,437.50	(35,937.50)
1,000,000.00	FNMA POOL	4.5% 01 Sep 2018	86/12/31-03/12/31	9/2/2003	977,500.00	1,013,437.50	(35,937.50)
1,000,000.00	FNMA POOL	4.5% 01 Sep 2018	86/12/31-03/12/31	9/2/2003	977,500.00	1,013,437.50	(35,937.50)
1,000,000.00	FNMA POOL	4.5% 01 Sep 2018	86/12/31-03/12/31	9/2/2003	977,500.00	1,013,437.50	(35,937.50)
999,999.12	FNMA POOL 748646	4.5% 01 Sep 2018	86/12/31-03/12/31	8/27/2003	974,374.14	993,749.13	(19,374.99)
999,999.12	FNMA POOL 748646	4.5% 01 Sep 2018	86/12/31-03/12/31	9/12/2003	999,374.12	993,749.13	5,624.99
999,999.12	FNMA POOL 748646	4.5% 01 Sep 2018	86/12/31-03/12/31	9/12/2003	999,374.12	993,749.13	5,624.99
2,000,000.00	FNMA POOL 749904	4.5% 01 Nov 2019	86/12/31-03/12/31	8/22/2003	1,949,687.50	1,987,500.00	(37,812.50)
1,000,000.00	FNMA POOL 749904	4.5% 01 Nov 2019	86/12/31-03/12/31	8/22/2003	979,406.25	993,750.00	(14,343.75)
1,000,000.00	FNMA POOL 752958	5% 01 Oct 2018	86/12/31-03/12/31	10/28/2003	1,013,828.13	1,021,250.00	(7,421.87)
1,000,000.00	FNMA POOL 752958	5% 01 Oct 2018	86/12/31-03/12/31	10/28/2003	1,013,828.13	1,021,250.00	(7,421.87)
999,999.50	FNMA POOL 752987	5% 01 Oct 2018	86/12/31-03/12/31	10/15/2003	1,010,624.50	1,021,249.48	(10,624.98)

THE ROCKEFELLER FOUNDATION
EMPLOYEE ID NO 13-1659629
GAIN AND LOSSES ON TAXABLE INVESTMENTS
FOR YEAR 2003

Shares/Par Value	Security Name	Security Description	Date Bought	Date Sold	Proceeds	Cost	Realized Gain/Loss
999,999 51	FNMA POOL 752967	5% 01 Oct 2018	86/12/31-03/12/31	10/28/2003	1,013,827 63	1,021,249 50	(7,421 87)
999,999 51	FNMA POOL 752967	5% 01 Oct 2018	86/12/31-03/12/31	10/28/2003	1,013,827 63	1,021,249 50	(7,421 87)
999,999 51	FNMA POOL 752967	5% 01 Oct 2018	86/12/31-03/12/31	10/28/2003	1,013,827 63	1,021,249 50	(7,421 87)
999,999 51	FNMA POOL 752967	5% 01 Oct 2018	86/12/31-03/12/31	10/28/2003	1,018,124 50	1,021,249 50	(3,125 00)
999,999 51	FNMA POOL 752967	5% 01 Oct 2018	86/12/31-03/12/31	10/28/2003	1,018,437 00	1,021,249 50	(2,812 50)
999,999 51	FNMA POOL 752967	5% 01 Oct 2018	86/12/31-03/12/31	10/30/2003	1,013,593 25	1,021,249 50	(7,656 25)
2,000,000 00	FHLMC TBA JUL 15 GOLD SINGLE	4 5% 31 Dec 2099	86/12/31-03/12/31	5/15/2003	2,029,062 50	2,036,786 88	(7,724 38)
1,000,000 00	FHLMC TBA JUL 15 GOLD SINGLE	4 5% 31 Dec 2099	86/12/31-03/12/31	5/16/2003	1,018,906 25	1,014,531 25	4,375 00
1,000,000 00	FHLMC TBA JUL 15 GOLD SINGLE	4 5% 31 Dec 2099	86/12/31-03/12/31	5/16/2003	1,017,890 63	1,014,531 25	3,359 38
1,000,000 00	FHLMC TBA NOV 15 GOLD SINGLE	5% 01 Dec 2099	86/12/31-03/12/31	10/6/2003	1,012,656 25	1,014,609 38	(1,953 13)
1,000,000 00	FHLMC TBA NOV 15 GOLD SINGLE	5% 01 Dec 2099	86/12/31-03/12/31	10/31/2003	1,014,609 38	1,012,656 25	1,953 13
1,000,000 00	FHLMC TBA NOV 15 GOLD SINGLE	5% 01 Dec 2099	86/12/31-03/12/31	11/4/2003	1,013,884 38	1,012,656 25	1,328 13
1,000,000 00	FHLMC TBA DEC 15 GOLD SINGLE	5% 01 Dec 2099	86/12/31-03/12/31	11/4/2003	1,010,937 50	1,017,968 75	(7,031 25)
1,000,000 00	FHLMC TBA DEC 15 GOLD SINGLE	5% 01 Dec 2099	86/12/31-03/12/31	11/20/2003	1,017,968 75	1,010,937 50	7,031 25
1,000,000 06	FED HM LN PC POOL E96228	5% 01 May 2018	86/12/31-03/12/31	10/31/2003	1,014,609 44	1,012,656 31	1,953 13
1,000,000 00	FED HM LN PC	4 5% 01 Jul 2018	86/12/31-03/12/31	5/16/2003	1,018,906 25	1,014,531 25	4,375 00
1,000,000 00	FED HM LN PC	4 5% 01 Jul 2018	86/12/31-03/12/31	5/16/2003	1,017,890 63	1,014,531 25	3,359 38
1,100,000 00	FEDERAL HOME LN MTG CORP	2 75% 05 May 2006	86/12/31-03/12/31	7/16/2003	1,102,750 00	1,105,586 00	(2,836 00)
999,900 15	FED HM LN PC POOL B11143	5% 01 Sep 2018	86/12/31-03/12/31	11/20/2003	1,017,867 10	1,010,836 55	7,030 55
872 736 08	FEDERAL HOME LN MTG CORP	5% 15 Nov 2017	86/12/31-03/12/31	12/4/2003	127,637 65	109,910 20	17,727 45
11,449 64	FEDERAL HOME LN MTG CORP	5% 15 Nov 2017	86/12/31-03/12/31	12/15/2003	-	1,441 94	(1,441 94)
3,800,000 00	CANADA GOVT	6% 01 Jun 2008	86/12/31-03/12/31	5/28/2003	2,837,370 64	2,823,381 34	213,989 30
3,500,000 00	CANADA GOVT	5 25% 01 Jun 2012	86/12/31-03/12/31	1/31/2003	2,327,225 13	2,249,139 16	78,085 97
3,800,000 00	CANADA GOVT	5 25% 01 Jun 2012	86/12/31-03/12/31	2/6/2003	2,397,633 84	2,313,338 83	84,295 01
1,000,000 00	FEDERAL HOME LN MTG CORP	3 15% 20 Nov 2008	86/12/31-03/12/31	10/6/2003	970 000 00	1,006,949 34	(38,949 34)
1,000,000 00	FEDERAL HOME LN MTG CORP	4% 10 Dec 2004	86/12/31-03/12/31	6/10/2003	1,000,000 00	1,002,102 75	(2,102 75)
1,200,000 00	FEDERAL HOME LN MTG CORP	7% 15 Mar 2010	86/12/31-03/12/31	5/29/2003	1,487,624 40	1,413,883 24	73,741 16
1,400,000 00	FEDERAL NATL MTG ASSN	6% 15 May 2008	86/12/31-03/12/31	11/4/2003	1,583,986 20	1,517,295 93	66,690 27
1,050,000 00	FEDERAL NATL MTG ASSN	7 25% 15 Jan 2010	86/12/31-03/12/31	6/6/2003	1,318,978 50	1,240,461 63	78,516 87
1,000,000 00	FEDERAL NATL MTG ASSN	3 5% 17 Jun 2004	86/12/31-03/12/31	3/26/2003	1,004,670 00	999,889 81	4,980 19
330,000 00	AUSTRALIA(CMNWLTH)	8 75% 15 Aug 2008	86/12/31-03/12/31	11/5/2003	262,633 82	258,415 96	4,217 86
125,000 00	AUSTRALIA(CMNWLTH)	8 75% 15 Aug 2008	86/12/31-03/12/31	11/6/2003	98,935 81	97,879 45	1,056 36
139,000 00	AUSTRALIA(CMNWLTH)	8 75% 15 Aug 2008	86/12/31-03/12/31	11/6/2003	109,973 35	108,841 95	1,131 40
56,000 00	AUSTRALIA(CMNWLTH)	8 75% 15 Aug 2008	86/12/31-03/12/31	11/6/2003	44,314 52	43,849 99	464 53
300,000 00	UNITED STATES TREAS BDS	8 875% 15 Aug 2017	86/12/31-03/12/31	8/26/2003	413,296 88	467,079 25	(53,782 37)
1,500,000 00	UNITED STATES TREAS BDS	7 25% 15 Aug 2022	86/12/31-03/12/31	2/14/2003	1,935,937 50	1,744,249 00	191,688 50
1,000,000 00	UNITED STATES TREAS BDS	6 875% 15 Aug 2025	86/12/31-03/12/31	1/17/2003	1,242,656 25	1,193,536 82	49,117 43
300,000 00	UNITED STATES TREAS BDS	6 875% 15 Aug 2025	86/12/31-03/12/31	6/19/2003	403,289 06	348,740 43	54,548 63
200,000 00	UNITED STATES TREAS BDS	6 875% 15 Aug 2025	86/12/31-03/12/31	6/26/2003	263,375 00	232,479 21	30,895 79
800,000 00	UNITED STATES TREAS BDS	6 875% 15 Aug 2025	86/12/31-03/12/31	7/30/2003	963,125 00	919,713 62	43,411 38
300,000 00	UNITED STATES TREAS BDS	6 875% 15 Aug 2025	86/12/31-03/12/31	8/25/2003	354,843 75	342,590 38	12,253 37
787,486 00	UNITED STATES TREAS NTS	3 625% 15 Jan 2008	86/12/31-03/12/31	4/2/2003	879,134 77	807,065 31	72,069 46
338,210 00	UNITED STATES TREAS NTS	3 625% 15 Jan 2008	86/12/31-03/12/31	4/4/2003	376,394 82	343,301 93	33,092 89
786,425 00	UNITED STATES TREAS NTS	3 625% 15 Jan 2008	86/12/31-03/12/31	5/20/2003	893,489 30	813,224 59	80,264 71
400,000 00	UNITED STATES TREAS NTS	3 625% 15 Jan 2008	86/12/31-03/12/31	5/21/2003	511,446 39	385,022 80	126,423 59
110 549 00	UNITED STATES TREAS NTS	3 875% 15 Jan 2009	86/12/31-03/12/31	1/9/2003	122,173 92	122,312 11	(138 19)
110 549 00	UNITED STATES TREAS NTS	3 875% 15 Jan 2009	86/12/31-03/12/31	1/9/2003	122,294 83	122,312 10	(17 27)
442 196 00	UNITED STATES TREAS NTS	3 875% 15 Jan 2009	86/12/31-03/12/31	1/10/2003	489,041 14	489,248 42	(207 28)
161,421 00	UNITED STATES TREAS NTS	4 25% 15 Jan 2010	86/12/31-03/12/31	4/4/2003	188,509 57	182,187 97	6,321 60
325,239 00	UNITED STATES TREAS NTS	4 25% 15 Jan 2010	86/12/31-03/12/31	4/15/2003	375,955 96	350,088 17	25,867 79
216,882 00	UNITED STATES TREAS NTS	4 25% 15 Jan 2010	86/12/31-03/12/31	4/16/2003	250,329 27	231,205 04	19,124 23
434,208 00	UNITED STATES TREAS NTS	4 25% 15 Jan 2010	86/12/31-03/12/31	4/17/2003	501,238 86	482,841 90	38,396 96
328,197 00	UNITED STATES TREAS NTS	4 25% 15 Jan 2010	86/12/31-03/12/31	5/27/2003	385,990 44	329,640 18	56,350 26
200,000 00	UNITED STATES TREAS NTS	6 5% 15 Feb 2010	86/12/31-03/12/31	1/8/2003	236,343 75	236,779 64	(435 89)
900,000 00	UNITED STATES TREAS NTS	6 5% 15 Feb 2010	86/12/31-03/12/31	1/23/2003	1,066,500 00	1,057,881 25	8,618 75
400,000 00	UNITED STATES TREAS NTS	5 31905% 15 Feb 2001	86/12/31-03/12/31	6/18/2003	490,671 88	472,860 34	17,811 54
208,336 00	UNITED STATES TREAS NTS	3 5% 15 Jan 2011	86/12/31-03/12/31	1/21/2003	228,676 63	228,297 48	379 15
884 00	UNITED STATES TREAS NTS	3 5% 15 Jan 2011	86/12/31-03/12/31	2/27/2003	0 00	959 32	(959 32)
208,904 00	UNITED STATES TREAS NTS	3 5% 15 Jan 2011	86/12/31-03/12/31	4/2/2003	233,254 37	228,500 00	4,754 37
208,628 00	UNITED STATES TREAS NTS	3 5% 15 Jan 2011	86/12/31-03/12/31	4/4/2003	232,937 85	224,296 16	8,641 69
1,000,000 00	UNITED STATES TREAS NTS	2 125% 31 Aug 2004	86/12/31-03/12/31	1/13/2003	1,007,968 75	1,002,775 17	5,193 58
500,000 00	UNITED STATES TREAS NTS	2 125% 31 Aug 2004	86/12/31-03/12/31	2/19/2003	505,214 84	501,304 77	3,910 07
2,000 000 00	UNITED STATES TREAS NTS	2% 30 Nov 2004	86/12/31-03/12/31	1/17/2003	2,013,046 88	2,006,801 80	6,245 08
6,000,000 00	UNITED STATES TREAS NTS	2% 30 Nov 2004	86/12/31-03/12/31	1/21/2003	6,039,608 38	6,014,575 99	25,032 39
6,800,000 00	UNITED STATES TREAS NTS	2% 30 Nov 2004	86/12/31-03/12/31	2/6/2003	6,848,078 13	6,788,394 18	59,683 95
700,000 00	UNITED STATES TREAS NTS	1 75% 31 Dec 2004	86/12/31-03/12/31	2/19/2003	702,351 56	701,312 50	1,039 06
1,000,000 00	UNITED STATES TREAS NTS	1 75% 31 Dec 2004	86/12/31-03/12/31	2/20/2003	1,003,828 13	1,001,837 67	1,990 46
500 000 00	UNITED STATES TREAS NTS	1 75% 31 Dec 2004	86/12/31-03/12/31	2/21/2003	501,914 06	500,918 83	995 23
1,200 000 00	UNITED STATES TREAS NTS	1 75% 31 Dec 2004	86/12/31-03/12/31	3/21/2003	1,201,921 88	1,202,106 00	(184 12)
3,100,000 00	UNITED STATES TREAS NTS	1 75% 31 Dec 2004	86/12/31-03/12/31	3/25/2003	3,110,571 00	3,105,423 97	5,147 03
5,000 000 00	UNITED STATES TREAS NTS	1 625% 31 Jan 2005	86/12/31-03/12/31	3/26/2003	5,000,000 00	4,998,392 78	1,607 22
2,100 000 00	UNITED STATES TREAS NTS	1 625% 31 Jan 2005	86/12/31-03/12/31	6/17/2003	2,117,472 66	2,096,698 62	20,774 04
400,000 00	UNITED STATES TREAS NTS	3 875% 15 Feb 2013	86/12/31-03/12/31	2/14/2003	399,187 50	400,500 00	(1,312 50)
400,000 00	UNITED STATES TREAS NTS	3 875% 15 Feb 2013	86/12/31-03/12/31	2/21/2003	399,187 50	400,499 36	(1,311 86)
1,000 000 00	UNITED STATES TREAS NTS	3 875% 15 Feb 2013	86/12/31-03/12/31	6/10/2003	1,057,500 00	1,014,375 00	43,125 00
1,100 000 00	UNITED STATES TREAS NTS	3 875% 15 Feb 2013	86/12/31-03/12/31	6/11/2003	1,164,796 88	1,115,698 46	49,098 42
2,800,000 00	UNITED STATES TREAS NTS	1 625% 31 Mar 2005	86/12/31-03/12/31	5/29/2003	2,818,474 40	2,797,745 42	20,728 98
500,000 00	UNITED STATES TREAS NTS	3 625% 15 May 2013	86/12/31-03/12/31	8/4/2003	470,859 38	469,824 22	1,035 16
2 200 000 00	UNITED STATES TREAS NTS	3 625% 15 May 2013	86/12/31-03/12/31	8/6/2003	2,088,367 19	2,076,593 75	11,773 44
2,600,000 00	UNITED STATES TREAS NTS	1 25% 31 May 2005	86/12/31-03/12/31	6/16/2003	2,605,281 25	2,596,305 71	8,975 54
1,000,000 00	UNITED STATES TREAS NTS	1 125% 30 Jun 2005	86/12/31-03/12/31	7/23/2003	993,300 00	996,441 91	(3,141 91)
1,000,000 00	UNITED STATES TREAS NTS	1 5% 31 Jul 2005	86/12/31-03/12/31	7/30/2003	997,343 75	999,510 00	(2,166 25)
1,500,000 00	UNITED STATES TREAS NTS	3 25% 15 Aug 2008	86/12/31-03/12/31	8/21/2003	1,489,687 50	1,496,953 13	(7,265 63)
1,400,000 00	UNITED STATES TREAS NTS	3 25% 15 Aug 2008	86/12/31-03/12/31	8/21/2003	1,390,812 50	1,397,156 25	(6,343 75)
700,000 00	UNITED STATES TREAS NTS	4 25% 15 Aug 2013	86/12/31-03/12/31	8/21/2003	688,406 25	691,468 75	(3,062 50)

THE ROCKEFELLER FOUNDATION
EMPLOYEE ID NO 13-1659629
GAIN AND LOSSES ON TAXABLE INVESTMENTS
FOR YEAR 2003

Shares/Par Value	Security Name	Security Description	Date Bought	Date Sold	Proceeds	Cost	Realized Gain/Loss
500,000 00	UNITED STATES TREAS NTS	4 25% 15 Aug 2013	86/12/31-03/12/31	8/21/2003	491,953 13	490 750 00	1,203 13
1,000,000 00	UNITED STATES TREAS NTS	4 25% 15 Aug 2013	86/12/31-03/12/31	9/12/2003	1 003,593 75	1,004,687 50	(1,093 75)
300,000 00	UNITED STATES TREAS NTS	4 25% 15 Aug 2013	86/12/31-03/12/31	10/17/2003	295,781 25	299,298 52	(3,517 27)
500,000 00	UNITED STATES TREAS NTS	4 25% 15 Aug 2013	86/12/31-03/12/31	10/20/2003	494,609 38	486,923 78	(2,314 40)
2,400,000 00	UNITED STATES TREAS NTS	4 25% 15 Aug 2013	86/12/31-03/12/31	11/5/2003	2,380,500 00	2,380,817 04	(317 04)
500,000 00	UNITED STATES TREAS NTS	4 25% 15 Aug 2013	86/12/31-03/12/31	11/19/2003	503,419 00	491,627 82	11,791 38
3,800,000 00	UNITED STATES TREAS NTS	4 25% 15 Aug 2013	86/12/31-03/12/31	12/17/2003	3,829,984 38	3,736,818 92	93,167 46
2,000,000 00	UNITED STATES TREAS NTS	3 125% 15 Sep 2008	86/12/31-03/12/31	9/12/2003	2,002,031 25	1,997,656 25	4,375 00
2,200,000 00	UNITED STATES TREAS NTS	1 625% 30 Sep 2005	86/12/31-03/12/31	10/29/2003	2,196,906 25	2,187,796 71	9,109 54
700,000 00	UNITED STATES TREAS NTS	1 625% 30 Sep 2005	86/12/31-03/12/31	10/30/2003	697,757 81	696,122 60	1,635 21
2,500,000 00	UNITED STATES TREAS NTS	1 625% 30 Sep 2005	86/12/31-03/12/31	11/5/2003	2 489,342 50	2,486,269 22	3,073 28
2,100,000 00	UNITED STATES TREAS NTS	1 625% 30 Sep 2005	86/12/31-03/12/31	11/8/2003	2,088,105 47	2,088,482 53	(377 06)
500,000 00	UNITED STATES TREAS NTS	3 125% 15 Oct 2008	86/12/31-03/12/31	10/15/2003	496,523 44	499,179 69	(2,656 25)
1,600,000 00	UNITED STATES TREAS NTS	3 125% 15 Oct 2008	86/12/31-03/12/31	10/17/2003	1,582,250 00	1,591,907 68	(9,657 68)
600,000 00	UNITED STATES TREAS NTS	3 125% 15 Oct 2008	86/12/31-03/12/31	10/20/2003	594,351 56	595,371 16	(1,019 60)
500,000 00	UNITED STATES TREAS NTS	3 125% 15 Oct 2008	86/12/31-03/12/31	10/20/2003	495,410 16	496,142 63	(732 47)
2,800,000 00	UNITED STATES TREAS NTS	1 625% 31 Oct 2005	86/12/31-03/12/31	12/17/2003	2 795,406 25	2,788,742 84	6,663 41
4,400,000 00	UNITED STATES TREAS NTS	1 625% 31 Oct 2005	86/12/31-03/12/31	12/18/2003	4,390,203 13	4,374,862 36	15 340 77
3,800,000 00	UNITED STATES TREAS NTS	3 375% 15 Nov 2008	86/12/31-03/12/31	11/21/2003	3 842,989 40	3,844,828 12	(1,838 72)
500,000 00	UNITED STATES TREAS NTS	4 25% 15 Nov 2013	86/12/31-03/12/31	11/19/2003	502,812 50	502 734 38	78 12
1,100,000 00	GNMA I TBA AUG 30 SINGLE FAM	5% 15 Aug 2033	86/12/31-03/12/31	8/5/2003	1,061,843 75	1,091,921 88	(30,078 13)
900,000 00	GNMA I TBA APR 30 SINGLE FAM	5 5% 31 Dec 2009	86/12/31-03/12/31	4/4/2003	921,902 34	918 914 06	2,988 28
1,000,000 00	GNMA I TBA APR 30 SINGLE FAM	5 5% 31 Dec 2009	86/12/31-03/12/31	4/11/2003	1,026,796 88	1,022,421 87	4,375 01
900,000 00	GNMA I TBA MAY 30 SINGLE FAM	5 5% 31 Dec 2009	86/12/31-03/12/31	5/19/2003	942,785 16	918,281 25	24,503 91
1,000,000 00	GNMA I TBA MAY 30 SINGLE FAM	5 5% 31 Dec 2009	86/12/31-03/12/31	5/19/2003	1,047,500 00	1,022,812 50	24,687 50
1,000,000 00	GNMA I TBA JUN 30 SINGLE FAM	5 5% 15 Dec 2009	86/12/31-03/12/31	5/21/2003	1,042,109 38	1,043,750 00	(1,640 62)
900,000 00	GNMA I TBA JUN 30 SINGLE FAM	5 5% 15 Dec 2009	86/12/31-03/12/31	6/16/2003	943,945 31	939,375 00	4,570 31
900,000 00	GNMA I TBA JUL 30 SINGLE FAM	5 5% 15 Dec 2009	86/12/31-03/12/31	7/16/2003	924,820 31	940 500 00	(15,679 69)
900,000 00	GNMA I TBA AUG 30 SINGLE FAM	5 5% 15 Dec 2009	86/12/31-03/12/31	8/18/2003	895,429 69	921,937 50	(26,507 81)
1,000,000 00	GNMA I TBA JAN 30 SINGLE FAM	6% 15 Dec 2009	86/12/31-03/12/31	1/16/2003	1,039,809 38	1,031,875 00	7,734 38
1,000,000 00	GNMA I TBA FEB 30 SINGLE FAM	6% 31 Dec 2009	86/12/31-03/12/31	2/18/2003	1,043,593 75	1,036,250 00	7,343 75
1,000,000 00	GNMA I TBA MAR 30 SINGLE FAM	6% 31 Dec 2009	86/12/31-03/12/31	3/17/2003	1,043,984 38	1,040,000 00	3,984 38
1,000,000 00	GNMA I TBA APR 30 SINGLE FAM	6% 31 Dec 2009	86/12/31-03/12/31	4/11/2003	1,041,562 50	1,040 625 00	937 50
1,000,000 00	GNMA I TBA MAY 30 SINGLE FAM	6% 15 Dec 2009	86/12/31-03/12/31	5/19/2003	1,049,375 00	1,038 437 50	10,937 50
1,000,000 00	GNMA I TBA JUN 30 SINGLE FAM	6% 15 Dec 2009	86/12/31-03/12/31	6/16/2003	1,048,750 00	1,047,500 00	1,250 00
800,000 00	GNMA I TBA JUL 30 SINGLE FAM	6% 15 Dec 2009	86/12/31-03/12/31	6/25/2003	839,825 00	837,500 00	2,125 00
300,000 00	GNMA I TBA JUL 30 SINGLE FAM	6% 15 Dec 2009	86/12/31-03/12/31	7/17/2003	312,117 19	314 158 25	(2,039 06)
1,000,000 00	GNMA I TBA JUL 30 SINGLE FAM	6% 15 Dec 2009	86/12/31-03/12/31	7/17/2003	1,040,390 63	1,041,937 50	(1,546 87)
800,000 00	GNMA I TBA AUG 30 SINGLE FAM	6% 15 Dec 2009	86/12/31-03/12/31	7/17/2003	831,250 00	831,000 00	250 00
300,000 00	GNMA I TBA AUG 30 SINGLE FAM	6% 15 Dec 2009	86/12/31-03/12/31	8/18/2003	305,343 75	311 625 00	(6,281 25)
1,000,000 00	GNMA I TBA AUG 30 SINGLE FAM	6% 15 Dec 2009	86/12/31-03/12/31	8/18/2003	1,020,000 00	1,024,312 50	(4,312 50)
800,000 00	GNMA I TBA SEP 30 SINGLE FAM	6% 15 Dec 2009	86/12/31-03/12/31	8/18/2003	814,250 00	813,750 00	500 00
1,000,000 00	GNMA I TBA SEP 30 SINGLE FAM	6% 15 Dec 2009	86/12/31-03/12/31	9/18/2003	1,036,250 00	1,032,687 50	3,562 50
300,000 00	GNMA I TBA SEP 30 SINGLE FAM	6% 15 Dec 2009	86/12/31-03/12/31	9/18/2003	310,875 00	304,500 00	6,375 00
2,100,000 00	GNMA I TBA MAR 30 SINGLE FAM	6 5% 31 Dec 2009	86/12/31-03/12/31	2/13/2003	2,206,968 75	2,204,179 89	2,789 06
2,100,000 00	GNMA I TBA APR 30 SINGLE FAM	6 5% 31 Dec 2009	86/12/31-03/12/31	3/17/2003	2,201,062 50	2,204,015 62	(2,953 12)
2,100,000 00	GNMA I TBA MAY 30 SINGLE FAM	6 5% 31 Dec 2009	86/12/31-03/12/31	5/19/2003	2,202,375 00	2,203,359 38	(984 38)
2,100,000 00	GNMA I TBA JUN 30 SINGLE FAM	6 5% 15 Dec 2009	86/12/31-03/12/31	5/19/2003	2,203,687 50	2,203,125 00	562 50
1,000,000 00	GNMA I TBA JUN 30 SINGLE FAM	6 5% 15 Dec 2009	86/12/31-03/12/31	6/17/2003	1,048,750 00	1 048,062 50	(312 50)
1,000,000 00	GNMA I TBA JUL 30 SINGLE FAM	6 5% 15 Dec 2009	86/12/31-03/12/31	7/16/2003	1,048,593 75	1,048,437 50	156 25
1,000,000 00	GNMA I TBA AUG 30 SINGLE FAM	6 5% 15 Aug 2033	86/12/31-03/12/31	8/18/2003	1,037,265 62	1 048,750 00	(11,484 38)
800,000 00	GNMA I TBA NOV 30 SINGLE FAM	6 5% 15 Dec 2009	86/12/31-03/12/31	10/23/2003	836,000 00	842,750 00	(6,750 00)
800,000 00	GNMA I TBA DEC 30 SINGLE FAM	6 5% 01 Dec 2009	86/12/31-03/12/31	11/17/2003	841,250 00	841,156 25	(2,906 25)
600,000 00	GNMA I TBA MAR 30 SINGLE FAM	7% 31 Dec 2009	86/12/31-03/12/31	2/13/2003	637,125 00	637,453 13	(328 13)
384,808 83	GNMA POOL 569839	6 5% 15 Jun 2032	86/12/31-03/12/31	10/23/2003	402,125 22	397,802 09	4,323 13
485,764 88	GNMA POOL 570443	6 5% 15 Oct 2031	86/12/31-03/12/31	10/23/2003	507,624 30	502,170 60	5,453 70
213,597 24	GNMA POOL 433608	7% 15 Feb 2028	86/12/31-03/12/31	2/20/2003	227,214 07	214,264 73	12,949 34
57,688 31	GNMA POOL 436087	7% 15 Jan 2028	86/12/31-03/12/31	2/20/2003	57,865 94	57,868 57	3,497 37
30,186 50	GNMA POOL 436278	7% 15 Mar 2028	86/12/31-03/12/31	2/20/2003	32 110 89	30,280 84	1,830 05
217,614 48	GNMA POOL 443883	7% 15 May 2028	86/12/31-03/12/31	2/20/2003	231,487 40	218,294 53	13,192 87
287,615 44	GNMA POOL 471809	6 5% 15 Mar 2028	86/12/31-03/12/31	5/19/2003	301,771 52	268,560 93	33,210 59
93,336 79	GNMA POOL 475797	7% 15 Jul 2028	86/12/31-03/12/31	2/20/2003	99,287 01	93,628 47	5,658 54
35,206 85	GNMA POOL 507116	7% 15 Jan 2030	86/12/31-03/12/31	2/20/2003	37,451 28	35,316 87	2,134 41
294,787 37	GNMA POOL 550180	6% 15 Jul 2031	86/12/31-03/12/31	6/16/2003	309,260 86	293,427 02	15,833 84
300,000 01	GNMA POOL 564643	6% 15 Jun 2031	86/12/31-03/12/31	9/18/2003	310,031 26	309,937 51	93 75
499,999 57	GNMA POOL 781330	6% 15 Sep 2031	86/12/31-03/12/31	9/18/2003	516,718 31	516,562 06	156 25
299,999 60	GNMA POOL 781584	7% 15 May 2032	86/12/31-03/12/31	7/1/2003	318,827 70	318 077 70	750 00
399,999 47	GNMA POOL 781584	7% 15 May 2032	86/12/31-03/12/31	7/2/2003	422,374 44	421,436 95	937 49
700,000 00	FNMA TBA SEP 15YRS TBAXXX	4% 01 Dec 2009	86/12/31-03/12/31	9/12/2003	678,562 50	685,218 75	13,343 75
700,000 00	FNMA 15 YR OCT TBAXXX	4% 01 Dec 2009	86/12/31-03/12/31	9/17/2003	678,453 12	676,375 00	2,078 12
1,200,000 00	FNMA TBA MAR 15 SINGLE FAM	4 5% 31 Dec 2009	86/12/31-03/12/31	3/10/2003	1,221,234 38	1,204,687 50	16,546 88
600,000 00	FNMA TBA MAR 15 SINGLE FAM	4 5% 31 Dec 2009	86/12/31-03/12/31	3/11/2003	610,125 00	599,812 50	10,312 50
1,000,000 00	FNMA TBA APR 15 SINGLE FAM	4 5% 31 Dec 2009	86/12/31-03/12/31	3/13/2003	1,008,125 00	1,014,062 50	(5,937 50)
800,000 00	FNMA TBA APR 15 SINGLE FAM	4 5% 31 Dec 2009	86/12/31-03/12/31	3/14/2003	806,500 00	810,887 50	(4,187 50)
200,000 00	FNMA TBA APR 15 SINGLE FAM	4 5% 31 Dec 2009	86/12/31-03/12/31	4/14/2003	201,062 50	201,218 75	(156 25)
1,000,000 00	FNMA TBA APR 15 SINGLE FAM	4 5% 31 Dec 2009	86/12/31-03/12/31	4/14/2003	1,007,490 23	1,007,500 00	(9 77)
1,000,000 00	FNMA TBA MAY 15 SINGLE FAM	4 5% 31 Dec 2009	86/12/31-03/12/31	3/25/2003	998,906 25	995,937 50	2,968 75
2,300,000 00	FNMA TBA MAY 15 SINGLE FAM	100% 31 Dec 2009	86/12/31-03/12/31	4/22/2003	1,008,562 50	1,006,718 75	(1,843 75)
900,000 00	FNMA TBA MAY 15 SINGLE FAM	4 5% 31 Dec 2009	86/12/31-03/12/31	5/13/2003	2,343,304 69	2 310,000 00	33 304 69
900,000 00	FNMA TBA MAY 15 SINGLE FAM	4 5% 31 Dec 2009	86/12/31-03/12/31	5/19/2003	915,750 00	920,812 50	(5,062 50)
900,000 00	FNMA TBA JUN 15 SINGLE FAM	4 5% 01 Dec 2009	86/12/31-03/12/31	5/14/2003	918,351 56	924,609 38	(6 257 82)
900,000 00	FNMA TBA JUL 15 SINGLE FAM	4 5% 31 Dec 2009	86/12/31-03/12/31	6/11/2003	921,937 50	911,812 50	10,125 00
1,000,000 00	FNMA TBA JUL 15 SINGLE FAM	4 5% 31 Dec 2009	86/12/31-03/12/31	6/27/2003	1 018,125 00	1,013,125 00	5 000 00
1,300,000 00	FNMA TBA JUL 15 SINGLE FAM	4 5% 31 Dec 2009	86/12/31-03/12/31	7/11/2003	1,323,156 25	1,320,136 72	3 019 53
700,000 00	FNMA TBA AUG 15 SINGLE FAM	4 5% 01 Dec 2009	86/12/31-03/12/31	7/11/2003	709,679 69	710 171 88	(492 19)

THE ROCKEFELLER FOUNDATION
EMPLOYEE ID NO 13-1658629
GAIN AND LOSSES ON TAXABLE INVESTMENTS
FOR YEAR 2003

Shares/Par Value	Security Name	Security Description	Date Bought	Date Sold	Proceeds	Cost	Realized Gain/Loss
2,700,000 00	FNMA TBA AUG 15 SINGLE FAM	4 5% 01 Dec 2009	86/12/31-03/12/31	8/13/2003	2,643,257 81	2,871,781 25	(28,523 44)
500,000 00	FNMA TBA AUG 15 SINGLE FAM	4 5% 01 Dec 2009	86/12/31-03/12/31	8/13/2003	490,039 06	492,578 12	(2,539 06)
700,000 00	FNMA TBA SEP 15 SINGLE FAM	4 5% 01 Dec 2009	86/12/31-03/12/31	8/12/2003	687,750 00	682,609 37	5,140 63
500,000 00	FNMA TBA SEP 15 SINGLE FAM	4 5% 01 Dec 2009	86/12/31-03/12/31	8/20/2003	492,812 50	488,125 00	4,687 50
1,000,000 00	FNMA TBA SEP 15 SINGLE FAM	4 5% 01 Dec 2009	86/12/31-03/12/31	8/21/2003	985,000 00	988,988 75	(3,988 75)
400,000 00	FNMA TBA SEP 15 SINGLE FAM	4 5% 01 Dec 2009	86/12/31-03/12/31	8/21/2003	393,250 00	395,187 50	(1,937 50)
1,100,000 00	FNMA TBA SEP 15 SINGLE FAM	4 5% 01 Dec 2009	86/12/31-03/12/31	9/10/2003	1,093,382 81	1,072,871 88	20,710 93
500,000 00	FNMA TBA SEP 15 SINGLE FAM	4 5% 01 Dec 2009	86/12/31-03/12/31	9/11/2003	497,773 44	497,851 56	(78 12)
400,000 00	FNMA TBA SEP 15 SINGLE FAM	4 5% 01 Dec 2009	86/12/31-03/12/31	9/11/2003	398,281 25	398,285 63	15 62
600,000 00	FNMA TBA SEP 15 SINGLE FAM	4 5% 01 Dec 2009	86/12/31-03/12/31	9/11/2003	797,312 50	796,582 50	750 00
2,300,000 00	FNMA TBA SEP 15 SINGLE FAM	4 5% 01 Dec 2009	86/12/31-03/12/31	9/11/2003	2,290,835 94	2,264,679 69	26,156 25
1,000,000 00	FNMA TBA OCT 15 SINGLE FAM	4 5% 01 Dec 2009	86/12/31-03/12/31	9/11/2003	991,406 25	992,375 00	(968 75)
1,600,000 00	FNMA TBA OCT 15 SINGLE FAM	4 5% 01 Dec 2009	86/12/31-03/12/31	9/11/2003	1,586,500 00	1,587,000 00	(500 00)
1,400,000 00	FNMA TBA OCT 15 SINGLE FAM	4 5% 01 Dec 2009	86/12/31-03/12/31	9/30/2003	1,407,437 50	1,388,265 62	19,171 88
400,000 00	FNMA TBA OCT 15 SINGLE FAM	4 5% 01 Dec 2009	86/12/31-03/12/31	10/10/2003	400,312 50	400,375 00	(62 50)
2,300,000 00	FNMA TBA OCT 15 SINGLE FAM	4 5% 01 Dec 2009	86/12/31-03/12/31	10/10/2003	2,301,796 88	2,301,890 62	(93 74)
800,000 00	FNMA TBA OCT 15 SINGLE FAM	4 5% 01 Dec 2009	86/12/31-03/12/31	10/10/2003	800,375 00	800,825 00	(450 00)
1,000,000 00	FNMA TBA NOV 15 SINGLE FAM	4 5% 01 Dec 2009	86/12/31-03/12/31	10/10/2003	997,856 25	997,406 25	450 00
900,000 00	FNMA TBA NOV 15 SINGLE FAM	4 5% 01 Dec 2009	86/12/31-03/12/31	10/10/2003	897,750 00	897,593 75	156 25
2,300,000 00	FNMA TBA NOV 15 SINGLE FAM	4 5% 01 Dec 2009	86/12/31-03/12/31	10/24/2003	2,294,250 00	2,299,125 00	(4,875 00)
800,000 00	FNMA TBA NOV 15 SINGLE FAM	4 5% 01 Dec 2009	86/12/31-03/12/31	10/24/2003	798,000 00	799,687 50	(1,687 50)
400,000 00	FNMA TBA NOV 15 SINGLE FAM	4 5% 01 Dec 2009	86/12/31-03/12/31	10/24/2003	399,000 00	399,750 00	(750 00)
1,000,000 00	FNMA TBA JAN 15 SINGLE FAM	5% 31 Dec 2009	86/12/31-03/12/31	1/8/2003	1,021,953 12	1,010,625 00	11,328 12
400,000 00	FNMA TBA JAN 15 SINGLE FAM	5% 01 Dec 2009	86/12/31-03/12/31	12/10/2003	405,093 75	405,125 00	(31 25)
3,000,000 00	FNMA TBA FEB 15 SINGLE FAM	5% 31 Dec 2009	86/12/31-03/12/31	1/31/2003	3,056,250 00	3,055,625 00	625 00
1,400,000 00	FNMA TBA MAR 15 SINGLE FAM	5% 31 Dec 2009	86/12/31-03/12/31	2/19/2003	1,431,718 75	1,431,500 00	218 75
1,100,000 00	FNMA TBA MAR 15 SINGLE FAM	5% 31 Dec 2009	86/12/31-03/12/31	2/25/2003	1,127,500 00	1,123,804 69	3,695 31
1,300,000 00	FNMA TBA MAR 15 SINGLE FAM	5% 31 Dec 2009	86/12/31-03/12/31	2/27/2003	1,334,734 38	1,329,250 00	5,484 38
1,400,000 00	FNMA TBA MAR 15 SINGLE FAM	5% 31 Dec 2009	86/12/31-03/12/31	3/3/2003	1,441,343 75	1,430,266 87	11,076 88
1,100,000 00	FNMA TBA MAR 15 SINGLE FAM	5% 31 Dec 2009	86/12/31-03/12/31	3/7/2003	1,135,578 13	1,116,500 00	19,078 13
5,400,000 00	FNMA TBA MAR 15 SINGLE FAM	5% 31 Dec 2009	86/12/31-03/12/31	3/11/2003	5,576,343 75	5,528,304 69	48,039 06
900,000 00	FNMA TBA MAR 15 SINGLE FAM	5% 31 Dec 2009	86/12/31-03/12/31	3/12/2003	928,898 44	919,828 13	9,070 31
1,300,000 00	FNMA TBA MAR 15 SINGLE FAM	5% 31 Dec 2009	86/12/31-03/12/31	3/12/2003	1,341,742 19	1,328,132 81	13,609 38
1,300,000 00	FNMA TBA APR 15 SINGLE FAM	5% 31 Dec 2009	86/12/31-03/12/31	3/6/2003	1,335,445 31	1,336,562 50	(1,117 19)
2,200,000 00	FNMA TBA APR 15 SINGLE FAM	5% 31 Dec 2009	86/12/31-03/12/31	3/12/2003	2,261,875 00	2,263,250 00	(1,375 00)
4,100,000 00	FNMA TBA APR 15 SINGLE FAM	5% 31 Dec 2009	86/12/31-03/12/31	3/20/2003	4,168,388 72	4,217,312 50	(48,923 78)
1,300,000 00	FNMA TBA APR 15 SINGLE FAM	5% 31 Dec 2009	86/12/31-03/12/31	4/11/2003	1,333,972 66	1,334,835 93	(863 27)
900,000 00	FNMA TBA APR 15 SINGLE FAM	5% 31 Dec 2009	86/12/31-03/12/31	4/11/2003	924,363 28	924,117 19	246 09
5,000,000 00	FNMA TBA MAY 15 SINGLE FAM	5% 31 Dec 2009	86/12/31-03/12/31	5/9/2003	5,167,187 50	5,084,843 75	82,343 75
2,200,000 00	FNMA TBA MAY 15 SINGLE FAM	5% 31 Dec 2009	86/12/31-03/12/31	5/13/2003	2,249,500 00	2,274,250 00	(24,750 00)
400,000 00	FNMA TBA MAY 15 SINGLE FAM	5% 31 Dec 2009	86/12/31-03/12/31	5/13/2003	413,437 50	405,125 00	8,312 50
900,000 00	FNMA TBA MAY 15 SINGLE FAM	5% 31 Dec 2009	86/12/31-03/12/31	5/13/2003	930,234 38	911,531 25	18,703 13
1,000,000 00	FNMA TBA JUN 15 SINGLE FAM	5% 31 Dec 2009	86/12/31-03/12/31	5/28/2003	1,033,437 50	1,036,984 38	(3,546 88)
1,100,000 00	FNMA TBA JUL 15 SINGLE FAM	5% 31 Dec 2009	86/12/31-03/12/31	5/13/2003	1,129,992 19	1,130,593 75	(601 56)
2,200,000 00	FNMA TBA JUL 15 SINGLE FAM	5% 31 Dec 2009	86/12/31-03/12/31	5/13/2003	2,261,875 00	2,261,593 75	281 25
600,000 00	FNMA TBA JUL 15 SINGLE FAM	5% 31 Dec 2009	86/12/31-03/12/31	5/16/2003	616,890 82	616,667 50	223 32
1,000,000 00	FNMA TBA JUL 15 SINGLE FAM	5% 31 Dec 2009	86/12/31-03/12/31	6/11/2003	1,036,562 50	1,027,812 50	8,750 00
1,500,000 00	FNMA TBA JUL 15 SINGLE FAM	5% 31 Dec 2009	86/12/31-03/12/31	7/14/2003	1,548,457 02	1,542,171 88	6,285 14
700,000 00	FNMA TBA AUG 15 SINGLE FAM	5% 01 Dec 2009	86/12/31-03/12/31	7/16/2003	714,875 00	721,000 00	(6,125 00)
1,500,000 00	FNMA TBA AUG 15 SINGLE FAM	5% 31 Dec 2009	86/12/31-03/12/31	8/13/2003	1,502,109 38	1,521,875 00	(19,765 62)
700,000 00	FNMA TBA SEP 15 SINGLE FAM	5% 01 Dec 2009	86/12/31-03/12/31	8/13/2003	698,468 75	698,687 50	(218 75)
1,500,000 00	FNMA TBA SEP 15 SINGLE FAM	5% 01 Dec 2009	86/12/31-03/12/31	9/11/2003	1,522,968 75	1,510,335 94	12,632 81
700,000 00	FNMA TBA OCT 15 SINGLE FAM	5% 01 Dec 2009	86/12/31-03/12/31	9/11/2003	707,710 94	708,312 50	(601 56)
1,200,000 00	FNMA TBA OCT 15 SINGLE FAM	5% 01 Dec 2009	86/12/31-03/12/31	9/30/2003	1,226,812 51	1,216,632 81	10,179 70
1,500,000 00	FNMA TBA OCT 15 SINGLE FAM	5% 01 Dec 2009	86/12/31-03/12/31	10/14/2003	1,523,261 71	1,521,386 72	1,874 99
500,000 00	FNMA TBA OCT 15 SINGLE FAM	5% 01 Dec 2009	86/12/31-03/12/31	10/14/2003	507,753 91	507,285 15	468 76
100,000 00	FNMA TBA NOV 15 SINGLE FAM	5% 31 Dec 2009	86/12/31-03/12/31	10/14/2003	101,281 25	101,250 00	31 25
1,900,000 00	FNMA TBA NOV 15 SINGLE FAM	5% 31 Dec 2009	86/12/31-03/12/31	10/14/2003	1,921,375 00	1,923,750 00	(2,375 00)
1,500,000 00	FNMA TBA NOV 15 SINGLE FAM	5% 31 Dec 2009	86/12/31-03/12/31	10/23/2003	1,521,093 74	1,520,625 00	468 74
500,000 00	FNMA TBA NOV 15 SINGLE FAM	5% 31 Dec 2009	86/12/31-03/12/31	11/10/2003	505,742 19	506,757 81	(1,015 62)
400,000 00	FNMA TBA DEC 15 SINGLE FAM	5% 31 Dec 2009	86/12/31-03/12/31	11/12/2003	404,250 00	403,375 00	875 00
100,000 00	FNMA TBA DEC 15 SINGLE FAM	5% 31 Dec 2009	86/12/31-03/12/31	11/12/2003	101,062 49	100,843 75	218 74
700,000 00	FNMA TBA DEC 15 SINGLE FAM	5% 01 Dec 2009	86/12/31-03/12/31	12/10/2003	711,347 66	712,140 62	(792 96)
500,000 00	FNMA TBA DEC 15 SINGLE FAM	5% 01 Dec 2009	86/12/31-03/12/31	12/10/2003	508,183 60	508,152 34	31 26
700,000 00	FNMA TBA DEC 15 SINGLE FAM	5% 01 Dec 2009	86/12/31-03/12/31	12/10/2003	711,457 03	712,304 69	(847 66)
900,000 00	FNMA TBA APR 30 SINGLE FAM	5% 31 Dec 2009	86/12/31-03/12/31	3/12/2003	902,953 12	903,856 25	(703 13)
1,200,000 00	FNMA TBA JUN 30 SINGLE FAM	5% 31 Dec 2009	86/12/31-03/12/31	5/20/2003	1,229,624 99	1,217,539 06	12,085 93
800,000 00	FNMA TBA JUN 30 SINGLE FAM	5% 31 Dec 2009	86/12/31-03/12/31	6/6/2003	819,656 25	814,968 75	4,687 50
400,000 00	FNMA TBA JUL 30 SINGLE FAM	5% 01 Dec 2009	86/12/31-03/12/31	6/6/2003	408,687 50	408,062 50	625 00
800,000 00	FNMA TBA JUL 30 SINGLE FAM	5% 31 Dec 2009	86/12/31-03/12/31	7/1/2003	812,750 00	811,250 00	1,500 00
900,000 00	FNMA TBA JUL 30 SINGLE FAM	5% 31 Dec 2009	86/12/31-03/12/31	7/7/2003	908,859 38	913,500 00	(4,640 62)
500,000 00	FNMA TBA JUL 30 SINGLE FAM	5% 31 Dec 2009	86/12/31-03/12/31	7/7/2003	503,847 66	504,414 06	(566 40)
600,000 00	FNMA TBA AUG 30 SINGLE FAM	5% 01 Dec 2009	86/12/31-03/12/31	8/25/2003	610,171 88	611,156 25	(984 37)
400,000 00	FNMA TBA AUG 30 SINGLE FAM	5% 01 Dec 2009	86/12/31-03/12/31	7/7/2003	402,468 75	388,109 37	14,359 38
1,300,000 00	FNMA TBA AUG 30 SINGLE FAM	5% 01 Dec 2009	86/12/31-03/12/31	7/11/2003	1,314,218 75	1,306,548 88	7,671 87
1,100,000 00	FNMA TBA AUG 30 SINGLE FAM	5% 01 Dec 2009	86/12/31-03/12/31	7/23/2003	1,087,281 25	1,086,656 25	625 00
300,000 00	FNMA TBA AUG 30 SINGLE FAM	5% 01 Dec 2009	86/12/31-03/12/31	7/28/2003	293,062 50	293,203 13	(140 63)
1,300,000 00	FNMA TBA AUG 30 SINGLE FAM	5% 01 Dec 2009	86/12/31-03/12/31	7/30/2003	1,258,460 94	1,253,484 37	4,976 57
3,800,000 00	FNMA TBA AUG 30 SINGLE FAM	5% 01 Dec 2009	86/12/31-03/12/31	8/7/2003	3,694,312 52	3,757,640 62	(63,328 10)
300,000 00	FNMA TBA AUG 30 SINGLE FAM	5% 01 Dec 2009	86/12/31-03/12/31	8/7/2003	282,031 25	288,515 63	(6,484 38)
300,000 00	FNMA TBA AUG 30 SINGLE FAM	5% 01 Dec 2009	86/12/31-03/12/31	8/7/2003	291,656 25	285,662 50	5,993 75
400,000 00	FNMA TBA AUG 30 SINGLE FAM	5% 01 Dec 2009	86/12/31-03/12/31	8/7/2003	388,875 00	377,750 00	11,125 00
7,300,000 00	FNMA TBA AUG 30 SINGLE FAM	5% 01 Dec 2009	86/12/31-03/12/31	8/7/2003	7,116,359 38	7,057,828 14	58,531 24
400,000 00	FNMA TBA AUG 30 SINGLE FAM	5% 01 Dec 2009	86/12/31-03/12/31	8/7/2003	388,875 00	394,000 00	(5,125 00)
1,100,000 00	FNMA TBA SEP 30 SINGLE FAM	5% 01 Dec 2009	86/12/31-03/12/31	8/8/2003	1,075,851 58	1,069,046 88	6,804 68

THE ROCKEFELLER FOUNDATION
EMPLOYEE ID NO 13-1659629
GAIN AND LOSSES ON TAXABLE INVESTMENTS
FOR YEAR 2003

Shares/Par Value	Security Name	Security Description	Date Bought	Date Sold	Proceeds	Cost	Realized Gain/Loss
1,100,000 00	FNMA TBA SEP 30 SINGLE FAM	5% 31 Dec 2009	86/12/31-03/12/31	8/8/2003	1,078,644 53	1,077,484 38	1,160 15
900,000 00	FNMA TBA SEP 30 SINGLE FAM	5% 31 Dec 2009	86/12/31-03/12/31	8/14/2003	859 640 62	871,593 75	(11,953 13)
2,800,000 00	FNMA TBA SEP 30 SINGLE FAM	5% 31 Dec 2009	86/12/31-03/12/31	8/18/2003	2 497 218 75	2,517,937 50	(20 718 75)
1,800,000 00	FNMA TBA SEP 30 SINGLE FAM	5% 31 Dec 2009	86/12/31-03/12/31	8/19/2003	1,736 156 25	1,747,968 75	(11,812 50)
500,000 00	FNMA TBA SEP 30 SINGLE FAM	5% 31 Dec 2009	86/12/31-03/12/31	8/19/2003	486,484 38	486,390 62	93 76
600,000 00	FNMA TBA SEP 30 SINGLE FAM	5% 31 Dec 2009	86/12/31-03/12/31	8/20/2003	584,718 75	582,656 25	2,062 50
600,000 00	FNMA TBA SEP 30 SINGLE FAM	5% 31 Dec 2009	86/12/31-03/12/31	8/20/2003	584,671 88	581,062 50	3,609 38
600,000 00	FNMA TBA SEP 30 SINGLE FAM	5% 31 Dec 2009	86/12/31-03/12/31	8/21/2003	580,312 50	582,656 25	(2,343 75)
700,000 00	FNMA TBA SEP 30 SINGLE FAM	5% 31 Dec 2009	86/12/31-03/12/31	8/25/2003	676,812 50	679,765 63	(2,953 13)
300,000 00	FNMA TBA SEP 30 SINGLE FAM	5% 01 Dec 2009	86/12/31-03/12/31	9/9/2003	293,437 50	290,531 25	2,906 25
2,900,000 00	FNMA TBA SEP 30 SINGLE FAM	5% 01 Dec 2009	86/12/31-03/12/31	9/9/2003	2,837 808 59	2,832,781 25	5,027 34
1 800 000 00	FNMA TBA SEP 30 SINGLE FAM	5% 01 Dec 2009	86/12/31-03/12/31	9/9/2003	1,760,625 00	1,747,968 75	12,656 25
300,000 00	FNMA TBA SEP 30 SINGLE FAM	5% 01 Dec 2009	86/12/31-03/12/31	9/9/2003	293,437 50	290,906 25	2,531 25
400,000 00	FNMA TBA SEP 30 SINGLE FAM	5% 01 Dec 2009	86/12/31-03/12/31	9/10/2003	392,015 63	387,375 00	4,640 63
400,000 00	FNMA TBA OCT 30 SINGLE FAM	5% 01 Dec 2009	86/12/31-03/12/31	9/16/2003	392,562 50	390,375 00	2,187 50
2,900,000 00	FNMA TBA OCT 30 SINGLE FAM	5% 01 Dec 2009	86/12/31-03/12/31	9/16/2003	2,847,437 50	2,826,593 75	20,843 75
1,600,000 00	FNMA TBA OCT 30 SINGLE FAM	5% 01 Dec 2009	86/12/31-03/12/31	9/17/2003	1,578,375 00	1,582,156 25	(5,781 25)
1,000,000 00	FNMA TBA OCT 30 SINGLE FAM	5% 01 Dec 2009	86/12/31-03/12/31	10/8/2003	987,929 69	987,773 44	156 25
1,000,000 00	FNMA TBA NOV 30 SINGLE FAM	5% 01 Dec 2009	86/12/31-03/12/31	10/8/2003	983,906 25	984,062 50	(156 25)
1,000,000 00	FNMA TBA NOV 30 SINGLE FAM	5% 01 Dec 2009	86/12/31-03/12/31	10/15/2003	976,406 25	978,250 00	156 25
300,000 00	FNMA TBA JAN 15 SINGLE FAM	5 5% 31 Dec 2009	86/12/31-03/12/31	1/13/2003	309 421 88	308,156 25	1,265 63
1,700,000 00	FNMA TBA JAN 15 SINGLE FAM	5 5% 01 Dec 2009	86/12/31-03/12/31	12/10/2003	1,751,000 00	1,752,125 00	(1 125 00)
300,000 00	FNMA TBA FEB 15 SINGLE FAM	5 5% 31 Dec 2009	86/12/31-03/12/31	2/12/2003	311,226 56	308,625 00	2,601 56
700,000 00	FNMA TBA MAR 15 SINGLE FAM	5 5% 31 Dec 2009	86/12/31-03/12/31	2/13/2003	725,484 37	725,484 38	(0 01)
2,700,000 00	FNMA TBA MAR 15 SINGLE FAM	5 5% 31 Dec 2009	86/12/31-03/12/31	3/12/2003	2,798,296 88	2,815,382 81	(17,085 93)
300,000 00	FNMA TBA MAR 15 SINGLE FAM	5 5% 31 Dec 2009	86/12/31-03/12/31	3/12/2003	312,796 88	310,406 25	2,390 63
100,000 00	FNMA TBA MAR 15 SINGLE FAM	5 5% 31 Dec 2009	86/12/31-03/12/31	3/12/2003	104,263 67	104,468 75	(205 08)
2,700,000 00	FNMA TBA APR 15 SINGLE FAM	5 5% 01 Apr 2018	86/12/31-03/12/31	3/12/2003	2,808,000 00	2,797,367 19	10,832 81
300,000 00	FNMA TBA APR 15 SINGLE FAM	5 5% 01 Apr 2018	86/12/31-03/12/31	4/14/2003	310,757 81	312,000 00	(1,242 19)
100,000 00	FNMA TBA APR 15 SINGLE FAM	5 5% 01 Apr 2018	86/12/31-03/12/31	4/15/2003	103,640 62	104,000 00	(359 38)
1,100,000 00	FNMA TBA MAY 15 SINGLE FAM	5 5% 31 Dec 2009	86/12/31-03/12/31	4/14/2003	1 137,296 88	1,145,289 06	(7,992 18)
2 000 000 00	FNMA TBA MAY 15 SINGLE FAM	5 5% 31 Dec 2009	86/12/31-03/12/31	4/14/2003	2,067,500 00	2,072,796 88	(5,296 88)
300,000 00	FNMA TBA MAY 15 SINGLE FAM	5 5% 31 Dec 2009	86/12/31-03/12/31	5/14/2003	312,304 69	312,351 56	(46 87)
100,000 00	FNMA TBA MAY 15 SINGLE FAM	5 5% 31 Dec 2009	86/12/31-03/12/31	5/14/2003	104,093 75	104,117 19	(23 44)
2,100,000 00	FNMA TBA JUN 15 SINGLE FAM	5 5% 31 Dec 2009	86/12/31-03/12/31	5/14/2003	2,185,476 56	2,183,835 94	1,640 62
300,000 00	FNMA TBA JUN 15 SINGLE FAM	5 5% 31 Dec 2009	86/12/31-03/12/31	6/12/2003	311,829 69	312,187 50	(357 81)
100,000 00	FNMA TBA JUN 15 SINGLE FAM	5 5% 31 Dec 2009	86/12/31-03/12/31	6/12/2003	104,000 00	104,062 50	(62 50)
2,100,000 00	FNMA TBA JUL 15 SINGLE FAM	5 5% 31 Dec 2009	86/12/31-03/12/31	7/11/2003	2,182,851 56	2,184,656 25	(1,804 69)
100,000 00	FNMA TBA JUL 15 SINGLE FAM	5 5% 31 Dec 2009	86/12/31-03/12/31	7/11/2003	104,031 25	103,968 75	62 50
2,000,000 00	FNMA TBA JUL 15 SINGLE FAM	5 5% 31 Dec 2009	86/12/31-03/12/31	7/11/2003	2,080,625 00	2,079,812 50	812 50
1,700,000 00	FNMA TBA AUG 15 SINGLE FAM	5 5% 31 Dec 2009	86/12/31-03/12/31	7/11/2003	1,765,875 00	1,731,609 38	34,265 62
1,700,000 00	FNMA TBA SEP 15 SINGLE FAM	5 5% 31 Dec 2009	86/12/31-03/12/31	8/13/2003	1,728,156 25	1,754,785 16	(26,628 91)
500,000 00	FNMA TBA SEP 15 SINGLE FAM	5 5% 31 Dec 2009	86/12/31-03/12/31	9/10/2003	515,312 50	510,468 75	4,843 75
1,400,000 00	FNMA TBA SEP 15 SINGLE FAM	5 5% 31 Dec 2009	86/12/31-03/12/31	9/11/2003	1,442,218 75	1,431,218 75	11,000 00
200,000 00	FNMA TBA SEP 15 SINGLE FAM	5 5% 31 Dec 2009	86/12/31-03/12/31	9/15/2003	206,320 31	204,453 13	1,867 18
1,700,000 00	FNMA TBA OCT 15 SINGLE FAM	5 5% 31 Dec 2009	86/12/31-03/12/31	9/15/2003	1,751 000 00	1 748,312 50	4 687 50
600,000 00	FNMA TBA OCT 15 SINGLE FAM	5 5% 31 Dec 2009	86/12/31-03/12/31	9/18/2003	618,187 50	618,093 75	93 75
500,000 00	FNMA TBA OCT 15 SINGLE FAM	5 5% 31 Dec 2009	86/12/31-03/12/31	10/14/2003	514,921 88	515 078 12	(156 24)
1,400,000 00	FNMA TBA OCT 15 SINGLE FAM	5 5% 31 Dec 2009	86/12/31-03/12/31	10/14/2003	1,441,343 75	1 441,875 00	(531 25)
200,000 00	FNMA TBA OCT 15 SINGLE FAM	5 5% 31 Dec 2009	86/12/31-03/12/31	10/14/2003	205,859 37	205,500 00	359 37
600,000 00	FNMA TBA NOV 15 SINGLE FAM	5 5% 01 Dec 2009	86/12/31-03/12/31	10/14/2003	616,500 00	616,585 93	(85 93)
1,700,000 00	FNMA TBA NOV 15 SINGLE FAM	5 5% 01 Dec 2009	86/12/31-03/12/31	10/14/2003	1,747,281 25	1,746,375 00	906 25
200,000 00	FNMA TBA NOV 15 SINGLE FAM	5 5% 01 Dec 2009	86/12/31-03/12/31	11/12/2003	205,789 06	205,757 81	31 25
1,400,000 00	FNMA TBA NOV 15 SINGLE FAM	5 5% 01 Dec 2009	86/12/31-03/12/31	11/12/2003	1,440,085 93	1,440,304 70	(218 77)
1,700,000 00	FNMA TBA DEC 15 SINGLE FAM	5 5% 01 Dec 2009	86/12/31-03/12/31	11/12/2003	1,744,625 00	1,744,500 00	125 00
600,000 00	FNMA TBA DEC 15 SINGLE FAM	5 5% 01 Dec 2009	86/12/31-03/12/31	11/12/2003	615,750 00	620,296 88	(4,546 88)
500,000 00	FNMA TBA DEC 15 SINGLE FAM	5 5% 01 Dec 2009	86/12/31-03/12/31	12/10/2003	1,448,015 63	1,448,921 88	(906 25)
(1,000,000 00)	FNMA TBA JAN 30 SINGLE FAM	5 5% 31 Dec 2009	86/12/31-03/12/31	12/10/2003	516,914 06	513,789 06	3,125 00
1,000,000 00	FNMA TBA JAN 30 SINGLE FAM	5 5% 31 Dec 2009	86/12/31-03/12/31	11/21/2002	(999,296 87)	(1,005,937 50)	6,640 63
1,000,000 00	FNMA TBA JAN 30 SINGLE FAM	5 5% 31 Dec 2009	86/12/31-03/12/31	11/21/2002	999,296 88	1,005,937 50	(6,640 62)
1,700,000 00	FNMA TBA FEB 30 SINGLE FAM	5 5% 31 Dec 2009	86/12/31-03/12/31	1/7/2003	1,014,687 50	1 012,421 88	2,265 62
1,400,000 00	FNMA TBA FEB 30 SINGLE FAM	0% 86/12/31-03/12/31	1/29/2003	1,722,378 91	1,726,296 87	(3,917 96)	
1,400,000 00	FNMA TBA FEB 30 SINGLE FAM	5 5% 01 Dec 2009	86/12/31-03/12/31	2/6/2003	1,425,101 57	1,416,437 50	8,664 07
1,700,000 00	FNMA TBA MAR 30 SINGLE FAM	5 5% 31 Dec 2009	86/12/31-03/12/31	2/10/2003	1,722,976 56	1,715,406 25	7,570 31
1,500,000 00	FNMA TBA MAR 30 SINGLE FAM	5 5% 31 Dec 2009	86/12/31-03/12/31	3/5/2003	1,542,011 72	1 521,718 75	20,292 97
1,400,000 00	FNMA TBA MAR 30 SINGLE FAM	5 5% 31 Dec 2009	86/12/31-03/12/31	3/7/2003	1,440,304 69	1,436,421 87	3,882 82
1 400,000 00	FNMA TBA APR 30 SINGLE FAM	5 5% 31 Dec 2009	86/12/31-03/12/31	3/10/2003	1,436,750 00	1 433,906 25	2 843 75
900,000 00	FNMA TBA APR 30 SINGLE FAM	5 5% 31 Dec 2009	86/12/31-03/12/31	3/18/2003	915,750 00	921,796 87	(6,046 87)
1,000,000 00	FNMA TBA APR 30 SINGLE FAM	5 5% 31 Dec 2009	86/12/31-03/12/31	3/20/2003	1,012,500 00	1,011,562 50	937 50
2,900,000 00	FNMA TBA APR 30 SINGLE FAM	5 5% 31 Dec 2009	86/12/31-03/12/31	4/7/2003	2,945,878 91	2,956,078 13	(10 199 22)
500,000 00	FNMA TBA APR 30 SINGLE FAM	5 5% 31 Dec 2009	86/12/31-03/12/31	4/7/2003	507,050 78	512,421 87	(5 371 09)
400,000 00	FNMA TBA MAY 30 SINGLE FAM	5 5% 31 Dec 2009	86/12/31-03/12/31	4/16/2003	407,312 50	404,125 00	3 187 50
1,200,000 00	FNMA TBA MAY 30 SINGLE FAM	5 5% 31 Dec 2009	86/12/31-03/12/31	4/22/2003	1,223,906 25	1,216,406 25	7,500 00
500,000 00	FNMA TBA MAY 30 SINGLE FAM	5 5% 31 Dec 2009	86/12/31-03/12/31	5/7/2003	516 171 88	510,234 37	5,937 51
500,000 00	FNMA TBA MAY 30 SINGLE FAM	5 5% 31 Dec 2009	86/12/31-03/12/31	5/7/2003	516,367 19	505,843 75	10 523 44
1,700,000 00	FNMA TBA MAY 30 SINGLE FAM	5 5% 31 Dec 2009	86/12/31-03/12/31	5/7/2003	1,755,316 41	1,720,453 12	34,863 29
300 000 00	FNMA TBA JUN 30 SINGLE FAM	5 5% 31 Dec 2009	86/12/31-03/12/31	5/16/2003	310,734 38	309,210 94	1,523 44
300,000 00	FNMA TBA JUN 30 SINGLE FAM	5 5% 31 Dec 2009	86/12/31-03/12/31	5/22/2003	310,687 50	310,710 94	(23 44)
1,100,000 00	FNMA TBA JUN 30 SINGLE FAM	5 5% 31 Dec 2009	86/12/31-03/12/31	6/4/2003	1,141,164 06	1,137,046 87	4,117 19
2,100,000 00	FNMA TBA JUN 30						

THE ROCKEFELLER FOUNDATION
EMPLOYEE ID NO 13-1659629
GAIN AND LOSSES ON TAXABLE INVESTMENTS
FOR YEAR 2003

Shares/Par Value	Security Name	Security Description	Date Bought	Date Sold	Proceeds	Cost	Realized Gain/Loss
500,000.00	FNMA	TBA JUL 30 SINGLE FAM	5 5% 31 Dec 2009	86/12/31-03/12/31	7/8/2003	513,886 72	513,476 56 410 18
500,000.00	FNMA	TBA AUG 30 SINGLE FAM	5 5% 01 Dec 2009	86/12/31-03/12/31	7/8/2003	511,953 12	512,382 81 (429 69)
500,000.00	FNMA	TBA AUG 30 SINGLE FAM	5 5% 01 Dec 2009	86/12/31-03/12/31	7/30/2003	499,375 00	505,000 00 (5,625 00)
500,000.00	FNMA	TBA AUG 30 SINGLE FAM	5 5% 31 Dec 2009	86/12/31-03/12/31	8/7/2003	501,562 50	505,000 00 (3,437 50)
1,300,000.00	FNMA	TBA AUG 30 SINGLE FAM	5 5% 31 Dec 2009	86/12/31-03/12/31	8/7/2003	1,302,894 53	1,305 125 00 (2,230 47)
100,000.00	FNMA	TBA AUG 30 SINGLE FAM	5 5% 31 Dec 2009	86/12/31-03/12/31	8/7/2003	100,285 16	101,000 00 (714 84)
400,000.00	FNMA	TBA AUG 30 SINGLE FAM	5 5% 31 Dec 2009	86/12/31-03/12/31	8/7/2003	401,250 00	392,000 00 9 250 00
1,100,000.00	FNMA	TBA AUG 30 SINGLE FAM	5 5% 31 Dec 2009	86/12/31-03/12/31	8/7/2003	1,101,933 59	1,078,171 88 23 761 71
2,800,000.00	FNMA	TBA AUG 30 SINGLE FAM	5 5% 31 Dec 2009	86/12/31-03/12/31	8/7/2003	2,804,976 56	2,581,468 75 43,507 81
2,100,000.00	FNMA	TBA SEP 30 SINGLE FAM	5 5% 01 Sep 2009	86/12/31-03/12/31	8/26/2003	2,079,656 25	2,087,281 25 (7,625 00)
2,900,000.00	FNMA	TBA SEP 30 SINGLE FAM	5 5% 01 Sep 2009	86/12/31-03/12/31	9/5/2003	2,909,988 75	2,894,437 50 15 531 25
600,000.00	FNMA	TBA SEP 30 SINGLE FAM	5 5% 01 Sep 2009	86/12/31-03/12/31	9/9/2003	602,507 81	603,890 63 (1,382 82)
100,000.00	FNMA	TBA SEP 30 SINGLE FAM	5 5% 01 Sep 2009	86/12/31-03/12/31	9/9/2003	100,464 84	100,617 19 (152 35)
400,000.00	FNMA	TBA SEP 30 SINGLE FAM	5 5% 01 Sep 2009	86/12/31-03/12/31	9/9/2003	401,984 38	400,710 94 1,273 44
500,000.00	FNMA	TBA SEP 30 SINGLE FAM	5 5% 01 Sep 2009	86/12/31-03/12/31	9/9/2003	502,480 47	499,531 25 2,949 22
2,800,000.00	FNMA	TBA SEP 30 SINGLE FAM	5 5% 01 Sep 2009	86/12/31-03/12/31	9/9/2003	2,812,085 94	2,608,039 05 6,046 89
200,000.00	FNMA	TBA OCT 30 SINGLE FAM	5 5% 01 Dec 2009	86/12/31-03/12/31	9/9/2003	200,187 50	200,250 00 (62 50)
1,800,000.00	FNMA	TBA OCT 30 SINGLE FAM	5 5% 01 Dec 2009	86/12/31-03/12/31	9/12/2003	1,813,000 00	1,601,718 75 11,281 25
200,000.00	FNMA	TBA OCT 30 SINGLE FAM	5 5% 01 Dec 2009	86/12/31-03/12/31	9/17/2003	202,125 00	200,093 75 2,031 25
1,200,000.00	FNMA	TBA OCT 30 SINGLE FAM	5 5% 01 Dec 2009	86/12/31-03/12/31	9/17/2003	1,213,312 50	1,201,125 00 12 187 50
1,000,000.00	FNMA	TBA OCT 30 SINGLE FAM	5 5% 01 Dec 2009	86/12/31-03/12/31	9/26/2003	1,018,515 62	1,004,593 75 13 921 87
1,100,000.00	FNMA	TBA OCT 30 SINGLE FAM	5 5% 01 Dec 2009	86/12/31-03/12/31	10/22/2003	1,117,015 62	1,119,421 87 (2,406 25)
500,000.00	FNMA	TBA OCT 30 SINGLE FAM	5 5% 01 Dec 2009	86/12/31-03/12/31	10/8/2003	505,488 28	505,394 53 93 75
100,000.00	FNMA	TBA OCT 30 SINGLE FAM	5 5% 01 Dec 2009	86/12/31-03/12/31	10/8/2003	101,089 84	101,068 41 23 43
3,000,000.00	FNMA	TBA OCT 30 SINGLE FAM	5 5% 01 Dec 2009	86/12/31-03/12/31	10/8/2003	3,031,892 19	3,029,953 12 2 039 07
400,000.00	FNMA	TBA OCT 30 SINGLE FAM	5 5% 01 Dec 2009	86/12/31-03/12/31	10/8/2003	404,515 62	403,625 00 890 62
200,000.00	FNMA	TBA NOV 30 SINGLE FAM	5 5% 01 Dec 2009	86/12/31-03/12/31	10/8/2003	201,437 50	201,500 00 (62 50)
1,100,000.00	FNMA	TBA NOV 30 SINGLE FAM	5 5% 01 Dec 2009	86/12/31-03/12/31	10/8/2003	1,107,582 50	1,107,887 19 (304 69)
2,100,000.00	FNMA	TBA NOV 30 SINGLE FAM	5 5% 01 Dec 2009	86/12/31-03/12/31	10/14/2003	2,114,109 38	2,113,057 80 1,051 58
400,000.00	FNMA	TBA NOV 30 SINGLE FAM	5 5% 01 Dec 2009	86/12/31-03/12/31	10/23/2003	402,500 00	402,687 50 (187 50)
500,000.00	FNMA	TBA NOV 30 SINGLE FAM	5 5% 01 Dec 2009	86/12/31-03/12/31	10/23/2003	502,829 69	503,359 38 (429 69)
2,200,000.00	FNMA	TBA NOV 30 SINGLE FAM	5 5% 01 Nov 2003	86/12/31-03/12/31	10/29/2003	2,227,843 75	2,215,812 50 12,031 25
100,000.00	FNMA	TBA NOV 30 SINGLE FAM	5 5% 01 Nov 2003	86/12/31-03/12/31	11/5/2003	100,753 91	100,730 47 23 44
200,000.00	FNMA	TBA DEC 30 SINGLE FAM	5 5% 01 Dec 2009	86/12/31-03/12/31	11/5/2003	200,750 00	201,414 06 (664 06)
1,300,000.00	FNMA	TBA DEC 30 SINGLE FAM	5 5% 01 Dec 2009	86/12/31-03/12/31	11/5/2003	1,304,875 00	1,308,882 82 (4,007 82)
200,000.00	FNMA	TBA DEC 30 SINGLE FAM	5 5% 01 Dec 2009	86/12/31-03/12/31	11/5/2003	200,750 00	201,445 31 (695 31)
100,000.00	FNMA	TBA DEC 30 SINGLE FAM	5 5% 01 Dec 2009	86/12/31-03/12/31	12/4/2003	100,769 53	100,738 28 31 25
200,000.00	FNMA	TBA JAN 15 SINGLE FAM	6% 01 Dec 2009	86/12/31-03/12/31	1/13/2003	208,234 37	208,515 82 (281 25)
3,300,000.00	FNMA	TBA JAN 15 SINGLE FAM	6% 01 Dec 2009	86/12/31-03/12/31	1/14/2003	3,435,867 19	3 444,375 00 (8,507 81)
3,300,000.00	FNMA	TBA FEB 15 SINGLE FAM	6% 01 Dec 2009	86/12/31-03/12/31	2/13/2003	3,440,250 00	3,456,750 00 (16,500 00)
1,800,000.00	FNMA	TBA MAR 15 SINGLE FAM	6% 31 Dec 2009	86/12/31-03/12/31	2/13/2003	1,874,874 99	1,874,875 00 (0 01)
3,300,000.00	FNMA	TBA MAR 15 SINGLE FAM	6% 31 Dec 2009	86/12/31-03/12/31	2/13/2003	3,452,625 00	3 454 882 81 (2,257 81)
2,800,000.00	FNMA	TBA APR 15 SINGLE FAM	6% 31 Dec 2009	86/12/31-03/12/31	3/13/2003	3,032,539 06	3,029,617 18 2,921 88
400,000.00	FNMA	TBA MAY 15 SINGLE FAM	6% 01 Dec 2009	86/12/31-03/12/31	4/15/2003	417,500 00	417,687 50 (187 50)
1,200,000.00	FNMA	TBA MAY 15 SINGLE FAM	6% 01 Dec 2009	86/12/31-03/12/31	4/17/2003	1,252,500 00	1 254 750 00 (2,250 00)
400,000.00	FNMA	TBA MAY 15 SINGLE FAM	6% 01 Dec 2009	86/12/31-03/12/31	5/14/2003	417,500 00	417,937 50 (437 50)
400,000.00	FNMA	TBA JUN 15 SINGLE FAM	6% 31 Dec 2009	86/12/31-03/12/31	5/14/2003	418,250 01	418,328 13 1,821 88
1,200,000.00	FNMA	TBA JUN 15 SINGLE FAM	6% 31 Dec 2009	86/12/31-03/12/31	6/4/2003	1,251,937 50	1,248,562 50 3 375 00
100,000.00	FNMA	TBA JUN 15 SINGLE FAM	6% 31 Dec 2009	86/12/31-03/12/31	6/12/2003	104 312 50	104,187 50 125 00
600,000.00	FNMA	TBA JUN 15 SINGLE FAM	6% 31 Dec 2009	86/12/31-03/12/31	6/12/2003	625,687 50	624,281 25 1 406 25
200,000.00	FNMA	TBA JUL 15 SINGLE FAM	6% 31 Dec 2009	86/12/31-03/12/31	6/12/2003	208,421 87	208,562 50 (140 63)
2,000,000.00	FNMA	TBA JUL 15 SINGLE FAM	6% 31 Dec 2009	86/12/31-03/12/31	7/9/2003	2,089,375 00	2,089,906 25 (531 25)
100,000.00	FNMA	TBA JUL 15 SINGLE FAM	6% 31 Dec 2009	86/12/31-03/12/31	7/11/2003	104,578 13	104,328 12 250 01
1,500,000.00	FNMA	TBA AUG 15 SINGLE FAM	6% 31 Dec 2009	86/12/31-03/12/31	7/11/2003	1,587,500 00	1,556,132 81 11,367 19
1,500,000.00	FNMA	TBA SEP 15 SINGLE FAM	6% 31 Dec 2009	86/12/31-03/12/31	8/12/2003	1,554,843 75	1,558,125 00 (3,281 25)
100,000.00	FNMA	TBA SEP 15 SINGLE FAM	6% 31 Dec 2009	86/12/31-03/12/31	9/11/2003	104,109 37	103,875 00 234 37
100,000.00	FNMA	TBA OCT 15 SINGLE FAM	6% 01 Dec 2009	86/12/31-03/12/31	10/14/2003	104,125 00	103,953 12 171 88
100,000.00	FNMA	TBA NOV 15 SINGLE FAM	6% 01 Dec 2009	86/12/31-03/12/31	11/12/2003	104,132 81	104,000 00 132 81
100,000.00	FNMA	TBA DEC 15 SINGLE FAM	6% 01 Dec 2009	86/12/31-03/12/31	12/10/2003	104,703 13	103,937 50 765 63
(500,000.00)	FNMA	TBA JAN 30 SINGLE FAM	6% 01 Dec 2009	86/12/31-03/12/31	12/9/2002	(512,421 88)	(505,312 50) (7,109 38)
500,000.00	FNMA	TBA JAN 30 SINGLE FAM	6% 01 Dec 2009	86/12/31-03/12/31	1/9/2003	512,421 88	518,816 41 (4,394 53)
2,000,000.00	FNMA	TBA JAN 30 SINGLE FAM	6% 01 Dec 2009	86/12/31-03/12/31	12/3/2003	2,042,578 11	2,042,812 50 (234 39)
600,000.00	FNMA	TBA JAN 30 SINGLE FAM	6% 01 Dec 2009	86/12/31-03/12/31	12/3/2003	613,312 50	613,301 25 281 25
500,000.00	FNMA	TBA JAN 30 SINGLE FAM	6% 01 Dec 2009	86/12/31-03/12/31	12/3/2003	510,703 13	510,937 50 (234 37)
1,000,000.00	FNMA	TBA FEB 30 SINGLE FAM	6% 31 Dec 2009	86/12/31-03/12/31	2/6/2003	1,029,570 31	1,035,898 44 (6,328 13)
1,000,000.00	FNMA	TBA MAR 30 SINGLE FAM	6% 31 Dec 2009	86/12/31-03/12/31	2/6/2003	1,032,109 38	1,039,375 00 (7,265 62)
1,200,000.00	FNMA	TBA MAR 30 SINGLE FAM	6% 31 Dec 2009	86/12/31-03/12/31	3/5/2003	1,248,937 50	1,247,250 00 1,687 50
2,800,000.00	FNMA	TBA MAR 30 SINGLE FAM	6% 31 Dec 2009	86/12/31-03/12/31	3/6/2003	2 705,421 88	2 692,825 00 12,796 88
700,000.00	FNMA	TBA APR 30 SINGLE FAM	6% 31 Dec 2009	86/12/31-03/12/31	3/18/2003	721,328 13	728 250 00 (4 921 87)
1,300,000.00	FNMA	TBA APR 30 SINGLE FAM	6% 31 Dec 2009	86/12/31-03/12/31	4/1/2003	1 348,515 62	1 348,750 00 (2,234 38)
2,000,000.00	FNMA	TBA APR 30 SINGLE FAM	6% 31 Dec 2009	86/12/31-03/12/31	4/22/2003	2 068,875 00	2,069,312 50 (4,337 50)
600,000.00	FNMA	TBA APR 30 SINGLE FAM	6% 31 Dec 2009	86/12/31-03/12/31	4/3/2003	620,601 56	620,082 50 519 06
2,400,000.00	FNMA	TBA MAY 30 SINGLE FAM	6% 31 Dec 2009	86/12/31-03/12/31	4/22/2003	2,487,937 50	2,477 250 00 10,687 50
2,500,000.00	FNMA	TBA JUL 30 SINGLE FAM	6% 31 Dec 2009	86/12/31-03/12/31	5/13/2003	2 590,625 00	2,591,015 63 (390 63)
800,000.00	FNMA	TBA JUL 30 SINGLE FAM	6% 31 Dec 2009	86/12/31-03/12/31	7/1/2003	831,375 00	833,000 00 (1,625 00)
4,300,000.00	FNMA	TBA JUL 30 SINGLE FAM	6% 31 Dec 2009	86/12/31-03/12/31	7/8/2003	4,455,539 06	4,463,601 56 (8,062 50)
800,000.00	FNMA	TBA JUL 30 SINGLE FAM	6% 31 Dec 2009	86/12/31-03/12/31	7/8/2003	828,375 00	829 125 00 (750 00)
3,000,000.00	FNMA	TBA JUL 30 SINGLE FAM	6% 31 Dec 2009	86/12/31-03/12/31	7		

THE ROCKEFELLER FOUNDATION
EMPLOYEE ID NO 13-1659629
GAIN AND LOSSES ON TAXABLE INVESTMENTS
FOR YEAR 2003

Shares/Par Value	Security Name	Security Description	Date Bought	Date Sold	Proceeds	Cost	Realized Gain/Loss
4,300,000 00	FNMA TBA AUG 30 SINGLE FAM	6% 31 Dec 2009	86/12/31-03/12/31	8/6/2003	4,395,070 31	4,395,171 88	(101 57)
1,900,000 00	FNMA TBA SEP 30 SINGLE FAM	6% 01 Dec 2009	86/12/31-03/12/31	8/6/2003	1,938,000 00	1,937,593 75	406 25
3,000,000 00	FNMA TBA SEP 30 SINGLE FAM	6% 01 Dec 2009	86/12/31-03/12/31	8/6/2003	3,060,000 00	3,059,062 50	937 50
900,000 00	FNMA TBA SEP 30 SINGLE FAM	6% 01 Dec 2009	86/12/31-03/12/31	9/8/2003	920,812 50	914,062 50	6,750 00
2,200,000 00	FNMA TBA SEP 30 SINGLE FAM	6% 01 Dec 2009	86/12/31-03/12/31	9/8/2003	2,257,406 25	2,239,187 50	18,218 75
600,000 00	FNMA TBA OCT 30 SINGLE FAM	6% 01 Dec 2009	86/12/31-03/12/31	9/16/2003	616,031 25	611,812 50	4,218 75
2,000,000 00	FNMA TBA OCT 30 SINGLE FAM	6% 01 Dec 2009	86/12/31-03/12/31	9/29/2003	2,061,406 25	2,045,825 00	15,781 25
2,200,000 00	FNMA TBA OCT 30 SINGLE FAM	6% 01 Dec 2009	86/12/31-03/12/31	10/7/2003	2,257,864 06	2,254,640 63	3,023 43
900,000 00	FNMA TBA OCT 30 SINGLE FAM	6% 01 Dec 2009	86/12/31-03/12/31	10/7/2003	924,292 97	922,101 56	2,191 41
2,000,000 00	FNMA TBA NOV 30 SINGLE FAM	6% 01 Dec 2009	86/12/31-03/12/31	10/7/2003	2,044,218 75	2,048,562 50	(2,343 75)
1,000,000 00	FNMA TBA NOV 30 SINGLE FAM	6% 01 Dec 2009	86/12/31-03/12/31	10/23/2003	1,025,390 82	1,024,082 50	1,328 12
2,200,000 00	FNMA TBA NOV 30 SINGLE FAM	6% 01 Dec 2009	86/12/31-03/12/31	11/6/2003	2,252,765 62	2,252,218 74	546 88
900,000 00	FNMA TBA DEC 30 SINGLE FAM	6% 01 Dec 2009	86/12/31-03/12/31	11/6/2003	923,273 44	922,945 31	328 13
500,000 00	FNMA TBA DEC 30 SINGLE FAM	6% 01 Dec 2009	86/12/31-03/12/31	11/6/2003	510,703 13	511,250 00	(546 87)
600,000 00	FNMA TBA DEC 30 SINGLE FAM	6% 01 Dec 2009	86/12/31-03/12/31	11/6/2003	613,499 99	612,375 00	1,124 99
2,000,000 00	FNMA TBA DEC 30 SINGLE FAM	6% 01 Dec 2009	86/12/31-03/12/31	11/6/2003	2,040,546 88	2,042,000 00	(1 453 12)
2,200,000 00	FNMA TBA DEC 30 SINGLE FAM	6% 01 Dec 2009	86/12/31-03/12/31	12/3/2003	2,255,859 39	2,255,625 00	234 39
900,000 00	FNMA TBA DEC 30 SINGLE FAM	6% 01 Dec 2009	86/12/31-03/12/31	12/3/2003	923,273 44	923,320 31	(46 87)
3,500,000 00	FNMA TBA JAN 15 SINGLE FAM	6 5% 01 Dec 2009	86/12/31-03/12/31	11/5/2003	3,688,125 00	3,686,875 00	(8,750 00)
3,500,000 00	FNMA TBA FEB 15 SINGLE FAM	6 5% 31 Dec 2009	86/12/31-03/12/31	2/13/2003	3,691,406 25	3,709,042 97	(17,636 72)
3,500,000 00	FNMA TBA MAR 15 SINGLE FAM	6 5% 31 Dec 2009	86/12/31-03/12/31	3/13/2003	3,704,531 25	3,708,359 38	(3,828 13)
400,000 00	FNMA TBA MAR 15 SINGLE FAM	6 5% 31 Dec 2009	86/12/31-03/12/31	3/13/2003	423,765 62	423,375 00	390 62
3,500,000 00	FNMA TBA APR 15 SINGLE FAM	6 5% 31 Dec 2009	86/12/31-03/12/31	3/13/2003	3,704,531 25	3,700,856 25	3,875 00
400,000 00	FNMA TBA APR 15 SINGLE FAM	6 5% 31 Dec 2009	86/12/31-03/12/31	4/13/2003	423,113 28	422,875 00	238 28
3,500,000 00	FNMA TBA MAY 15 SINGLE FAM	6 5% 31 Dec 2009	86/12/31-03/12/31	5/14/2003	3,699,062 50	3,694,687 50	4,375 00
400,000 00	FNMA TBA MAY 15 SINGLE FAM	6 5% 31 Dec 2009	86/12/31-03/12/31	5/14/2003	421,750 00	423,000 00	(1,250 00)
3,500,000 00	FNMA TBA JUN 15 SINGLE FAM	6 5% 31 Dec 2009	86/12/31-03/12/31	5/14/2003	3,699,062 50	3,688,656 25	12,406 25
400,000 00	FNMA TBA JUN 15 SINGLE FAM	6 5% 31 Dec 2009	86/12/31-03/12/31	6/12/2003	421,343 75	422,250 00	(906 25)
1,000,000 00	FNMA TBA JUL 15 SINGLE FAM	6 5% 31 Dec 2009	86/12/31-03/12/31	6/12/2003	1,053,125 00	1,054,859 37	(1,734 37)
500,000 00	FNMA TBA JUL 15 SINGLE FAM	6 5% 31 Dec 2009	86/12/31-03/12/31	7/15/2003	528,437 50	527,812 50	625 00
1,700,000 00	FNMA TBA JUL 15 SINGLE FAM	6 5% 31 Dec 2009	86/12/31-03/12/31	7/15/2003	1,796,687 48	1,796,007 82	679 66
1,300,000 00	FNMA TBA AUG 15 SINGLE FAM	6 5% 31 Dec 2009	86/12/31-03/12/31	7/14/2003	1,371,906 25	1,373,125 00	(1,218 75)
500,000 00	FNMA TBA AUG 15 SINGLE FAM	6 5% 31 Dec 2009	86/12/31-03/12/31	8/14/2003	524,765 62	528,125 00	(3,359 38)
400,000 00	FNMA TBA AUG 15 SINGLE FAM	6 5% 31 Dec 2009	86/12/31-03/12/31	8/14/2003	419,250 00	422,500 00	(3,250 00)
1,000,000 00	FNMA TBA SEP 15 SINGLE FAM	6 5% 31 Dec 2009	86/12/31-03/12/31	8/16/2003	1,050,000 00	1,051,250 00	(1,250 00)
500,000 00	FNMA TBA SEP 15 SINGLE FAM	6 5% 31 Dec 2009	86/12/31-03/12/31	9/15/2003	527,343 74	524,375 00	2,968 74
600,000 00	FNMA TBA OCT 15 SINGLE FAM	6 5% 01 Dec 2009	86/12/31-03/12/31	9/15/2003	631,887 50	632,015 63	(328 13)
500,000 00	FNMA TBA OCT 15 SINGLE FAM	6 5% 01 Dec 2009	86/12/31-03/12/31	10/16/2003	526,835 94	526,875 00	(39 06)
600,000 00	FNMA TBA NOV 15 SINGLE FAM	6 5% 01 Dec 2009	86/12/31-03/12/31	11/13/2003	631,593 75	633,093 75	(1,500 00)
500,000 00	FNMA TBA NOV 15 SINGLE FAM	6 5% 01 Dec 2009	86/12/31-03/12/31	11/13/2003	526,367 19	526,562 50	(195 31)
600,000 00	FNMA TBA DEC 15 SINGLE FAM	6 5% 01 Dec 2009	86/12/31-03/12/31	11/13/2003	632,437 50	636,184 06	(3 726 56)
500,000 00	FNMA TBA DEC 15 SINGLE FAM	6 5% 01 Dec 2009	86/12/31-03/12/31	12/12/2003	530,429 69	525,937 50	4,492 19
2,300,000 00	FNMA TBA JAN 30 SINGLE FAM	6 5% 01 Dec 2009	86/12/31-03/12/31	1/2/2003	2,390,382 81	2,370,976 56	19,406 25
1,500,000 00	FNMA TBA JAN 30 SINGLE FAM	6 5% 01 Dec 2009	86/12/31-03/12/31	1/9/2003	1,562,343 74	1,548,039 06	16,304 68
600,000 00	FNMA TBA JAN 30 SINGLE FAM	6 5% 01 Dec 2009	86/12/31-03/12/31	12/2/2003	622,406 25	622,899 44	(492 19)
1,300,000 00	FNMA TBA FEB 30 SINGLE FAM	6 5% 31 Dec 2009	86/12/31-03/12/31	1/22/2003	1,356,265 62	1,352,000 00	4,265 62
200,000 00	FNMA TBA FEB 30 SINGLE FAM	6 5% 31 Dec 2009	86/12/31-03/12/31	2/7/2003	208,789 06	208,000 00	789 06
700,000 00	FNMA TBA MAR 30 SINGLE FAM	6 5% 31 Dec 2009	86/12/31-03/12/31	2/25/2003	731,664 06	729,093 75	2,570 31
300,000 00	FNMA TBA MAR 30 SINGLE FAM	6 5% 31 Dec 2009	86/12/31-03/12/31	3/6/2003	314,074 22	313,406 25	667 97
200,000 00	FNMA TBA MAR 30 SINGLE FAM	6 5% 31 Dec 2009	86/12/31-03/12/31	3/6/2003	209,374 95	208,500 00	874 95
1,300,000 00	FNMA TBA APR 30 SINGLE FAM	6 5% 31 Dec 2009	86/12/31-03/12/31	4/8/2003	1,354,031 25	1,358,949 22	(2,917 97)
200,000 00	FNMA TBA APR 30 SINGLE FAM	6 5% 31 Dec 2009	86/12/31-03/12/31	4/8/2003	208,382 81	208,531 25	(148 44)
800,000 00	FNMA TBA MAY 30 SINGLE FAM	6 5% 31 Dec 2009	86/12/31-03/12/31	4/8/2003	833,000 00	832,687 50	312 50
1,100,000 00	FNMA TBA MAY 30 SINGLE FAM	6 5% 31 Dec 2009	86/12/31-03/12/31	4/30/2003	1,148,468 75	1,147,953 13	515 62
200,000 00	FNMA TBA MAY 30 SINGLE FAM	6 5% 31 Dec 2009	86/12/31-03/12/31	5/9/2003	208,703 12	208,250 04	453 08
1,300,000 00	FNMA TBA JUN 30 SINGLE FAM	6 5% 31 Dec 2009	86/12/31-03/12/31	5/9/2003	1,357,484 38	1,355,304 69	2,179 69
1,900,000 00	FNMA TBA JUN 30 SINGLE FAM	6 5% 31 Dec 2009	86/12/31-03/12/31	5/9/2003	1,984,312 50	1,984,687 50	(375 00)
2,800,000 00	FNMA TBA JUN 30 SINGLE FAM	6 5% 31 Dec 2009	86/12/31-03/12/31	6/4/2003	2,919,875 00	2,920,640 62	(765 62)
9,000,000 00	FNMA TBA JUN 30 SINGLE FAM	6 5% 31 Dec 2009	86/12/31-03/12/31	6/4/2003	9,386,015 62	9,383,992 19	2,023 43
200,000 00	FNMA TBA JUN 30 SINGLE FAM	6 5% 31 Dec 2009	86/12/31-03/12/31	6/9/2003	208,562 50	208,856 25	(293 75)
500,000 00	FNMA TBA JUN 30 SINGLE FAM	6 5% 31 Dec 2009	86/12/31-03/12/31	6/9/2003	521,562 51	521,640 62	(78 11)
700,000 00	FNMA TBA JUL 30 SINGLE FAM	6 5% 01 Dec 2009	86/12/31-03/12/31	6/9/2003	730,187 51	730,148 44	39 07
2,800,000 00	FNMA TBA JUL 30 SINGLE FAM	2 8% 01 Dec 2009	86/12/31-03/12/31	6/9/2003	2,918,781 25	2,920,531 25	(1 750 00)
1,500,000 00	FNMA TBA JUL 30 SINGLE FAM	2 8% 01 Dec 2009	86/12/31-03/12/31	6/10/2003	1,564,453 12	1,564,765 63	(312 51)
2,500,000 00	FNMA TBA JUL 30 SINGLE FAM	2 8% 01 Dec 2009	86/12/31-03/12/31	6/17/2003	2,605,468 75	2,607,817 19	(2,148 44)
4,800,000 00	FNMA TBA JUL 30 SINGLE FAM	6 5% 01 Dec 2009	86/12/31-03/12/31	7/8/2003	4,998,000 00	5,005,531 25	(7,531 25)
200,000 00	FNMA TBA JUL 30 SINGLE FAM	6 5% 01 Dec 2009	86/12/31-03/12/31	7/8/2003	208,281 25	208,609 37	(328 12)
2,800,000 00	FNMA TBA JUL 30 SINGLE FAM	6 5% 01 Dec 2009	86/12/31-03/12/31	7/8/2003	2,916,812 50	2,915,500 00	1,312 50
2,800,000 00	FNMA TBA AUG 30 SINGLE FAM	6 5% 31 Dec 2009	86/12/31-03/12/31	7/8/2003	2,919,437 50	2,894,062 50	25,375 00
2,800,000 00	FNMA TBA AUG 30 SINGLE FAM	6 5% 31 Dec 2009	86/12/31-03/12/31	7/30/2003	2,899,750 00	2,912,328 13	(12,578 13)
2,000,000 00	FNMA TBA AUG 30 SINGLE FAM	6 5% 31 Dec 2009	86/12/31-03/12/31	8/6/2003	2,068,406 26	2,071,250 00	(4 843 74)
200,000 00	FNMA TBA AUG 30 SINGLE FAM	6 5% 31 Dec 2009	86/12/31-03/12/31	8/6/2003	206,750 00	207,125 00	(375 00)
2,800,000 00	FNMA TBA SEP 30 SINGLE FAM	6 5% 01 Dec 2009	86/12/31-03/12/31	8/6/2003	2,890,125 00	2,896,421 87	(6,296 87)
600,000 00	FNMA TBA SEP 30 SINGLE FAM	6 5% 01 Dec 2009	86/12/31-03/12/31	9/5/2003	207,500 00	206,468 75	1,031 25
600,000 00	FNMA TBA SEP 30 SINGLE FAM	6 5% 01 Dec 2009	86/12/31-03/12/31	9/5/2003	622,500 00	618,984 38	3 515 62
400,000 00	FNMA TBA OCT 30 SINGLE FAM	6 5% 01 Dec 2009	86/12/31-03/12/31	9/9/2003	621,187 50	623,757 82	(2,570 32)
600,000 00	FNMA TBA OCT 30 SINGLE FAM	6 5% 01 Dec 2009	86/12/31-03/12/31	9/25/2003	416,843 75	416,046 87	796 88
600,000 00	FNMA TBA DEC 30 SINGLE FAM	6 5% 01 Dec 2009	86/12/31-03/12/31	10/7/2003	623,062 50	622,570 31	492 19
1,000,000 00	FNMA TBA DEC 30 SINGLE FAM	6 5% 01 Dec 2009	86/12/31-03/12/31	11/6/2003	621,375 00	621,843 75	(468 75)
300,000 00	FNMA TBA DEC 30 SINGLE FAM	6 5% 01 Dec 2009	86/12/31-03/12/31	12/2/2003	1,041,015 62	1,038,679 69	2,335 93
300,000 00	FNMA TBA MAR 15 SINGLE FAM	7% 31 Dec 2009	86/12/31-03/12/31	3/13/2003	319,968 75	320,062 50	(93 75)
300,000 00	FNMA TBA MAY 15 SINGLE FAM	7% 31 Dec 2009	86/12/31-03/12/31	5/14/2003	319,500 00	320,015 62	(515 62)
300,000 00	FNMA TBA JUN 15 SINGLE FAM	7% 31 Dec 2009	86/12/31-03/12/31	6/13/2003	318,843 75	319,828 12	(984 37)
300,000 00	FNMA TBA JUL 15 SINGLE FAM	7% 31 Dec 2009	86/12/31-03/12/31	7/15/2003	318 726 56	318,837 50	(210 94)
300,000 00	FNMA TBA AUG 15 SINGLE FAM	7% 31 Dec 2009	86/12/31-03/12/31	8/14/2003	317,825 00	318,856 25	(1,031 25)

THE ROCKEFELLER FOUNDATION
EMPLOYEE ID NO 13-1659629
GAIN AND LOSSES ON TAXABLE INVESTMENTS
FOR YEAR 2003

Shares/Par Value	Security Name	Security Description	Date Bought	Date Sold	Proceeds	Cost	Realized Gain/Loss
300,000 00	FNMA TBA NOV 15 SINGLE FAM	7% 01 Dec 2009	86/12/31-03/12/31	11/14/2003	319,828 12	319,125 00	703 12
300,000 00	FNMA TBA DEC 15 SINGLE FAM	7% 01 Dec 2009	86/12/31-03/12/31	12/11/2003	320,156 25	319,500 00	656 25
1,000,000 00	FNMA TBA JAN 30 SINGLE FAM	7% 01 Dec 2009	86/12/31-03/12/31	1/8/2003	1,052,851 56	1,043,437 50	9,414 06
1,000,000 00	FNMA TBA FEB 30 SINGLE FAM	7% 31 Dec 2009	86/12/31-03/12/31	2/5/2003	1,053,945 31	1,052,187 50	1 757 81
2,100,000 00	FNMA TBA MAR 30 SINGLE FAM	7% 31 Dec 2009	86/12/31-03/12/31	2/13/2003	2,214,515 62	2,214,968 75	(453 13)
100,000 00	FNMA TBA MAR 30 SINGLE FAM	7% 31 Dec 2009	86/12/31-03/12/31	3/10/2003	105,609 38	105,605 47	3 91
100,000 00	FNMA TBA APR 30 SINGLE FAM	7% 01 Dec 2009	86/12/31-03/12/31	4/7/2003	105,593 75	105,218 75	375 00
100,000 00	FNMA TBA APR 30 SINGLE FAM	7% 01 Dec 2009	86/12/31-03/12/31	4/9/2003	105,593 75	105,359 38	234 37
100,000 00	FNMA TBA APR 30 SINGLE FAM	7% 01 Dec 2009	86/12/31-03/12/31	4/9/2003	105,359 38	105,296 88	62 50
1,000,000 00	FNMA TBA APR 30 SINGLE FAM	7% 01 Dec 2009	86/12/31-03/12/31	4/10/2003	1,055,937 50	1,052,968 75	2,968 75
100,000 00	FNMA TBA MAY 30 SINGLE FAM	7% 31 Dec 2009	86/12/31-03/12/31	4/8/2003	105,281 25	105,625 00	(343 75)
1,000,000 00	FNMA TBA MAY 30 SINGLE FAM	7% 31 Dec 2009	86/12/31-03/12/31	4/10/2003	1,052,812 50	1,058,296 87	(3,484 37)
300,000 00	FNMA TBA MAY 30 SINGLE FAM	7% 31 Dec 2009	86/12/31-03/12/31	5/9/2003	317,109 38	317,015 83	93 75
1,000,000 00	FNMA TBA JUN 30 SINGLE FAM	7% 01 Jun 2003	86/12/31-03/12/31	6/9/2003	1,056,796 88	1,054,082 50	2,734 38
300,000 00	FNMA TBA JUN 30 SINGLE FAM	7% 01 Jun 2003	86/12/31-03/12/31	6/9/2003	316,265 62	317,250 00	(984 38)
1,000,000 00	FNMA TBA JUL 30 SINGLE FAM	7% 31 Dec 2009	86/12/31-03/12/31	7/8/2003	1,054,531 25	1,052,968 75	1,562 50
300,000 00	FNMA TBA JUL 30 SINGLE FAM	7% 31 Dec 2009	86/12/31-03/12/31	7/8/2003	315,750 00	316,382 81	(632 81)
12,543 08	FEDERAL NATL MTG ASSN	0 01% 25 Apr 2029	86/12/31-03/12/31	1/27/2003	12,543 08	8,655 58	5,687 50
11,179 11	FEDERAL NATL MTG ASSN	0 01% 25 Apr 2029	86/12/31-03/12/31	3/25/2003	11,179 11	8 110 08	5,069 03
12,131 48	FEDERAL NATL MTG ASSN	0 01% 25 Apr 2029	86/12/31-03/12/31	4/25/2003	12,131 48	6 830 61	5,500 87
12,975 24	FEDERAL NATL MTG ASSN	0 01% 25 Apr 2029	86/12/31-03/12/31	5/27/2003	12,975 24	7,091 78	5,883 46
13,416 31	FEDERAL NATL MTG ASSN	0 01% 25 Apr 2029	86/12/31-03/12/31	6/25/2003	13,416 31	7,332 85	6,083 46
14,172 04	FEDERAL NATL MTG ASSN	0 01% 25 Apr 2029	86/12/31-03/12/31	7/25/2003	14,172 04	7,745 91	6,426 13
18 149 10	FEDERAL NATL MTG ASSN	0 01% 25 Apr 2029	86/12/31-03/12/31	8/25/2003	16,149 10	8,826 48	7,322 61
14 812 64	FEDERAL NATL MTG ASSN	0 01% 25 Apr 2029	86/12/31-03/12/31	9/25/2003	14,812 64	8,096 03	6,716 61
8,485 89	FEDERAL NATL MTG ASSN	0% 25 Apr 2029	86/12/31-03/12/31	10/27/2003	8,485 89	4,638 07	3,847 82
8,400 92	FEDERAL NATL MTG ASSN	0 01% 25 Dec 2023	86/12/31-03/12/31	1/27/2003	8,400 92	3,414 49	2,986 43
7,907 00	FEDERAL NATL MTG ASSN	0 01% 25 Dec 2023	86/12/31-03/12/31	3/25/2003	7,907 00	4,217 89	3,689 11
11,775 37	FEDERAL NATL MTG ASSN	0 01% 25 Dec 2023	86/12/31-03/12/31	4/25/2003	11,775 37	6,347 66	5,427 71
14,168 41	FEDERAL NATL MTG ASSN	0 01% 25 Dec 2023	86/12/31-03/12/31	5/27/2003	14,168 41	7,567 93	6,600 48
12,061 57	FEDERAL NATL MTG ASSN	0 01% 25 Dec 2023	86/12/31-03/12/31	6/25/2003	12,061 57	6,434 09	5,627 48
11,337 69	FEDERAL NATL MTG ASSN	0 01% 25 Dec 2023	86/12/31-03/12/31	7/25/2003	11,337 69	6,047 85	5,289 74
12,690 95	FEDERAL NATL MTG ASSN	0 01% 25 Dec 2023	86/12/31-03/12/31	8/25/2003	12,690 95	6,769 83	5,921 12
9,454 10	FEDERAL NATL MTG ASSN	0 01% 25 Dec 2023	86/12/31-03/12/31	9/25/2003	9,454 08	5,043 17	4 410 91
8,138 05	FNMA POOL 050795	7% 01 Sep 2023	86/12/31-03/12/31	8/11/2003	8,578 01	8,003 28	574 72
55,749 73	FNMA POOL 050913	7% 01 Oct 2023	86/12/31-03/12/31	8/11/2003	58,763 70	54,738 99	4,024 71
19,785 07	FNMA POOL 190096	7% 01 Nov 2023	86/12/31-03/12/31	8/11/2003	20,854 70	19,457 43	1,397 27
42,319 99	FNMA POOL 193319	7% 01 Dec 2022	86/12/31-03/12/31	8/11/2003	44,607 92	41,883 08	2,924 84
54,487 71	FNMA POOL 206768	7% 01 May 2023	86/12/31-03/12/31	8/11/2003	57,412 37	53,480 21	3 932 16
43,247 27	FNMA POOL 214991	7% 01 May 2023	86/12/31-03/12/31	8/11/2003	45,585 33	42,596 40	2,988 93
57,418 07	FNMA POOL 214992	7% 01 Apr 2023	86/12/31-03/12/31	8/11/2003	60,522 23	56,553 93	3,968 30
34,847 13	FNMA POOL 246876	7% 01 Nov 2023	86/12/31-03/12/31	8/11/2003	36,731 05	34,270 06	2,460 99
19,653 22	FNMA POOL 252382	6% 01 Apr 2014	86/12/31-03/12/31	3/27/2003	20,556 04	18,804 15	1,751 89
1,216 30	FNMA POOL 252382	6% 01 Apr 2014	86/12/31-03/12/31	4/25/2003	1,216 30	1,163 75	52 55
95,445 04	FNMA POOL 254658	7% 01 Feb 2033	86/12/31-03/12/31	8/11/2003	100,605 04	100,168 84	436 20
148,888 43	FNMA POOL 260268	7% 01 Dec 2023	86/12/31-03/12/31	7/8/2003	156,798 12	146,647 67	10,150 45
39,523 26	FNMA POOL 285750	7% 01 Mar 2024	86/12/31-03/12/31	8/11/2003	41,659 98	38,806 71	2,853 27
15,056 05	FNMA POOL 289604	7% 01 Mar 2022	86/12/31-03/12/31	8/11/2003	15,870 01	14,829 45	1,040 56
43,447 54	FNMA POOL 290497	7% 01 Jul 2025	86/12/31-03/12/31	8/11/2003	45,798 42	44,397 98	1,398 46
94,448 02	FNMA POOL 290894	7% 01 Jul 2024	86/12/31-03/12/31	8/11/2003	99,554 11	93,312 76	6,241 35
51,083 54	FNMA POOL 292504	7% 01 Aug 2024	86/12/31-03/12/31	8/11/2003	53,845 24	50,237 60	3,607 64
384,372 84	FNMA POOL 323354	6% 01 Nov 2028	86/12/31-03/12/31	12/9/2002	393,982 27	377,045 83	16,936 44
395,889 51	FNMA POOL 323354	6% 01 Nov 2028	86/12/31-03/12/31	12/9/2002	405,581 75	388,148 68	17 435 07
616,523 36	FNMA POOL 323354	6% 01 Nov 2028	86/12/31-03/12/31	12/9/2002	631,936 44	604,770 89	27,165 55
24,513 88	FNMA POOL 323354	6% 01 Nov 2028	86/12/31-03/12/31	4/8/2003	25,396 77	24,046 58	1,350 19
1,730,771 88	FNMA POOL 323362	6% 01 Nov 2028	86/12/31-03/12/31	4/8/2003	1,793,106 71	1,696 156 43	96,950 28
342,514 72	FNMA POOL 323425	6% 01 Dec 2028	86/12/31-03/12/31	12/9/2002	351,077 58	331,918 16	19,159 42
712,112 07	FNMA POOL 323784	5 994% 01 May 2009	86/12/31-03/12/31	4/30/2003	793,198 27	742,515 92	50,682 35
784 76	FNMA POOL 323784	5 994% 01 May 2009	86/12/31-03/12/31	5/1/2003	784 76	818 27	(33 51)
525,000 00	FNMA POOL 408255	4 79% 01 Nov 2012	86/12/31-03/12/31	1/9/2003	522,026 37	523,453 70	(1,427 33)
383,476 48	FNMA POOL 433679	6% 01 Mar 2028	86/12/31-03/12/31	12/9/2002	393,063 39	375,207 78	17,855 61
273,111 95	FNMA POOL 433679	6% 01 Nov 2028	86/12/31-03/12/31	12/9/2002	279,939 75	264,662 57	15,277 18
604,310 30	FNMA POOL 434907	6% 01 Sep 2028	86/12/31-03/12/31	12/9/2002	619,418 06	591,279 83	28,138 23
26,342 50	FNMA POOL 449697	6 5% 01 Nov 2028	86/12/31-03/12/31	2/13/2003	27,486 75	27,560 84	(74 09)
19,667 33	FNMA POOL 455979	6% 01 Apr 2014	86/12/31-03/12/31	3/27/2003	20,570 80	18,883 72	1,687 08
4,021 20	FNMA POOL 455979	6% 01 Apr 2014	86/12/31-03/12/31	4/25/2003	4,021 20	3,860 98	160 22
135,394 13	FNMA POOL 486614	6% 01 Mar 2014	86/12/31-03/12/31	3/13/2003	141,835 92	125,366 50	16,469 42
15,919 84	FNMA POOL 490312	6% 01 Mar 2014	86/12/31-03/12/31	3/27/2003	16,651 15	14,740 78	1,910 37
1,393 76	FNMA POOL 490312	6% 01 Mar 2014	86/12/31-03/12/31	4/25/2003	1,393 76	1,290 54	103 22
341,421 89	FNMA POOL 491783	6% 01 Mar 2014	86/12/31-03/12/31	3/27/2003	357,105 96	327,818 36	29,287 60
14,293 78	FNMA POOL 491783	6% 01 Mar 2014	86/12/31-03/12/31	4/25/2003	14,293 79	13,724 27	569 52
361,652 33	FNMA POOL 509723	6 5% 01 Apr 2014	86/12/31-03/12/31	6/12/2003	380,885 11	356,453 58	24,411 53
499,999 79	FNMA POOL 509723	6 5% 01 Apr 2014	86/12/31-03/12/31	6/12/2003	526,562 28	492,812 29	33,749 99
171,525 79	FNMA POOL 535811	6 5% 01 Apr 2031	86/12/31-03/12/31	2/10/2003	178,882 64	177,113 78	1,768 86
303,022 77	FNMA POOL 535923	6 5% 01 May 2031	86/12/31-03/12/31	2/10/2003	316,019 61	303,117 45	12,902 16
387,340 02	FNMA POOL 535979	6% 01 Dec 2014	86/12/31-03/12/31	3/13/2003	405,768 93	386,401 93	19,367 00
299 970 09	FNMA POOL 545139	7% 01 Aug 2031	86/12/31-03/12/31	7/8/2003	315,906 00	315 741 85	184 05
999,900 11	FNMA POOL 545774	6 5% 01 Jul 2017	86/12/31-03/12/31	7/15/2003	1,055,832 02	1,050,678 28	5 155 74
500,049 50	FNMA POOL 545993	6% 01 Nov 2032	86/12/31-03/12/31	12/9/2002	512,550 74	516,867 57	(4,316 83)
277,387 79	FNMA POOL 555299	7% 01 Nov 2017	86/12/31-03/12/31	10/16/2003	295 114 60	292,780 41	2 334 19
873 747 43	FNMA POOL 574141	6 5% 01 May 2031	86/12/31-03/12/31	2/13/2003	911,700 83	914,158 24	(2 457 41)
417,302 13	FNMA POOL 680828	6 5% 01 May 2016	86/12/31-03/12/31	6/12/2003	439,471 31	422 159 79	17 311 52
263 184 45	FNMA POOL 587741	6 5% 01 May 2031	86/12/31-03/12/31	2/10/2003	274,472 60	271,661 24	2,811 36
210,089 81	FNMA POOL	6 5% 01 Jul 2016	86/12/31-03/12/31	6/12/2003	221,250 83	211 731 15	9 519 68
468,810 14	FNMA POOL	6 5% 01 Jul 2016	86/12/31-03/12/31	6/12/2003	493,715 68	472,491 02	21 224 66

THE ROCKEFELLER FOUNDATION
EMPLOYEE ID NO 13-1659629
GAIN AND LOSSES ON TAXABLE INVESTMENTS
FOR YEAR 2003

Shares/Per Value	Security Name	Security Description	Date Bought	Date Sold	Proceeds	Cost	Realized Gain/Loss
113,887.47	FNMA POOL	6 5% 01 Aug 2016	86/12/31-03/12/31	6/12/2003	119,937.74	115,213.19	4,724.55
428,257.53	FNMA POOL	6 5% 01 Aug 2016	86/12/31-03/12/31	6/12/2003	451,008.71	433,242.71	17,766.00
(52.08)	FNMA POOL	5 5% 01 Nov 2016	86/12/31-03/12/31	12/10/2002	0.00	(51.23)	51.23
52.08	FNMA POOL	5 5% 01 Nov 2016	86/12/31-03/12/31	12/10/2002	61.00	51.23	9.77
399,999.95	FNMA POOL 619095	6 5% 01 May 2032	86/12/31-03/12/31	10/7/2003	415,062.45	411,011.92	4,050.53
782,022.15	FNMA POOL 619095	6 5% 01 May 2032	86/12/31-03/12/31	11/6/2003	812,081.12	803,551.17	8,529.95
217,977.62	FNMA POOL 622545	6 5% 01 Sep 2031	86/12/31-03/12/31	11/6/2003	226,356.14	225,315.99	1,040.15
551,141.07	FNMA POOL	7% 01 Sep 2031	86/12/31-03/12/31	7/8/2003	580,420.44	580,851.01	(430.57)
45,023.46	FNMA POOL	7% 01 Sep 2031	86/12/31-03/12/31	8/11/2003	47,457.55	47,252.74	204.81
361,224.24	FEDERAL NATL MTG ASSN	1 71% 25 Feb 2017	86/12/31-03/12/31	7/30/2003	361,478.22	361,443.31	34.91
200,000.00	FNMA POOL	6% 01 Mar 2033	86/12/31-03/12/31	3/5/2003	208,156.25	207,125.00	1,031.25
404,513.42	FNMA POOL 726933	4 5% 01 Aug 2033	86/12/31-03/12/31	9/17/2003	384,066.53	378,211.28	5,855.25
91,167.31	FNMA POOL 726933	4 5% 01 Aug 2033	86/12/31-03/12/31	10/29/2003	87,264.22	84,962.41	2,301.81
495,736.82	FNMA POOL 732119	4 5% 01 Aug 2033	86/12/31-03/12/31	9/17/2003	470,678.87	461,809.83	8,869.04
99,749.43	FNMA POOL 733032	4 5% 01 Aug 2033	86/12/31-03/12/31	9/17/2003	94,707.41	92,922.63	1,784.58
498,089.80	FNMA POOL 734650	4% 01 Sep 2018	86/12/31-03/12/31	10/1/2003	490,774.11	476,346.66	14,427.45
500,049.40	FNMA POOL	4% 01 Sep 2018	86/12/31-03/12/31	9/17/2003	486,376.18	491,845.47	(5,469.29)
1,000,000.00	FHLMC TBA MAY 15 GOLD SINGLE	4 5% 31 Dec 2099	86/12/31-03/12/31	5/13/2003	1,017,578.12	1,007,421.87	10,156.25
1,000,000.00	FHLMC TBA JUL 15 GOLD SINGLE	4 5% 31 Dec 2099	86/12/31-03/12/31	7/1/2003	1,020,781.25	1,011,875.00	8,906.25
600,000.00	FHLMC TBA JUL 15 GOLD SINGLE	5% 31 Dec 2099	86/12/31-03/12/31	7/14/2003	620,296.88	618,093.75	2,203.13
1,300,000.00	FHLMC TBA AUG 15 GOLD SINGLE	5% 31 Dec 2099	86/12/31-03/12/31	8/13/2003	1,301,777.33	1,334,375.00	(32,597.67)
1,300,000.00	FHLMC TBA SEP 15 GOLD SINGLE	5% 31 Dec 2099	86/12/31-03/12/31	9/15/2003	1,324,171.88	1,297,562.50	26,609.38
1,300,000.00	FHLMC TBA OCT 15 GOLD SINGLE	5% 31 Dec 2099	86/12/31-03/12/31	10/14/2003	1,320,820.31	1,319,906.25	914.06
1,300,000.00	FHLMC TBA NOV 15 GOLD SINGLE	5% 01 Dec 2099	86/12/31-03/12/31	10/29/2003	1,323,765.62	1,316,960.94	6,804.68
1,900,000.00	FHLMC TBA JAN 30 GOLD SINGLE	5% 01 Dec 2099	86/12/31-03/12/31	12/4/2003	1,852,796.87	1,854,875.00	(2,078.13)
1,900,000.00	FHLMC TBA OCT 30 GOLD SINGLE	5% 31 Dec 2099	86/12/31-03/12/31	9/19/2003	1,876,031.25	1,882,037.11	(5,996.14)
2,900,000.00	FHLMC TBA OCT 30 GOLD SINGLE	5% 31 Dec 2099	86/12/31-03/12/31	10/6/2003	2,853,328.14	2,850,480.47	2,847.67
1,900,000.00	FHLMC TBA NOV 30 GOLD SINGLE	5% 31 Dec 2099	86/12/31-03/12/31	10/8/2003	1,864,523.44	1,863,484.38	1,039.06
3,500,000.00	FHLMC TBA NOV 30 GOLD SINGLE	5% 31 Dec 2099	86/12/31-03/12/31	11/5/2003	3,441,210.94	3,437,882.81	3,328.13
900,000.00	FHLMC TBA NOV 30 GOLD SINGLE	5% 31 Dec 2099	86/12/31-03/12/31	11/5/2003	885,164.06	884,742.19	421.87
1,900,000.00	FHLMC TBA DEC 30 GOLD SINGLE	5% 31 Dec 2099	86/12/31-03/12/31	11/5/2003	1,861,703.12	1,862,000.00	(296.88)
900,000.00	FHLMC TBA DEC 30 GOLD SINGLE	5% 31 Dec 2099	86/12/31-03/12/31	12/4/2003	879,433.59	882,281.25	(2,847.66)
3,500,000.00	FHLMC TBA DEC 30 GOLD SINGLE	5% 31 Dec 2099	86/12/31-03/12/31	12/4/2003	3,429,726.56	3,427,847.66	1,878.90
3,000,000.00	FHLMC TBA FEB 15 GOLD SINGLE	5 5% 31 Dec 2099	86/12/31-03/12/31	2/13/2003	3,096,093.75	3,114,726.56	(18,632.81)
3,000,000.00	FHLMC TBA MAR 15 GOLD SINGLE	5 5% 31 Dec 2099	86/12/31-03/12/31	3/14/2003	3,107,421.88	3,119,298.86	(11,876.98)
700,000.00	FHLMC TBA MAR 15 GOLD SINGLE	5 5% 31 Dec 2099	86/12/31-03/12/31	3/14/2003	724,937.50	727,398.44	(2,460.94)
700,000.00	FHLMC TBA APR 15 GOLD SINGLE	5 5% 31 Dec 2099	86/12/31-03/12/31	3/14/2003	725,593.76	725,593.75	0.01
3,000,000.00	FHLMC TBA APR 15 GOLD SINGLE	5 5% 31 Dec 2099	86/12/31-03/12/31	3/14/2003	3,111,562.50	3,103,828.12	7,734.38
100,000.00	FHLMC TBA APR 15 GOLD SINGLE	5 5% 31 Dec 2099	86/12/31-03/12/31	4/15/2003	103,500.00	103,856.25	(356.25)
3,000,000.00	FHLMC TBA MAY 15 GOLD SINGLE	5 5% 31 Dec 2099	86/12/31-03/12/31	5/14/2003	3,099,375.00	3,113,203.13	(13,828.13)
100,000.00	FHLMC TBA MAY 15 GOLD SINGLE	5 5% 31 Dec 2099	86/12/31-03/12/31	5/14/2003	103,835.94	103,343.75	492.19
3,000,000.00	FHLMC TBA JUN 15 GOLD SINGLE	5 5% 31 Dec 2099	86/12/31-03/12/31	5/14/2003	3,112,500.00	3,112,031.25	468.75
100,000.00	FHLMC TBA JUN 15 GOLD SINGLE	5 5% 31 Dec 2099	86/12/31-03/12/31	6/12/2003	103,703.12	103,820.31	(117.19)
3,000,000.00	FHLMC TBA JUL 15 GOLD SINGLE	5 5% 31 Dec 2099	86/12/31-03/12/31	7/14/2003	3,110,625.00	3,125,390.62	(14,765.62)
100,000.00	FHLMC TBA JUL 15 GOLD SINGLE	5 5% 31 Dec 2099	86/12/31-03/12/31	7/14/2003	104,109.38	103,856.25	253.13
3,000,000.00	FHLMC TBA AUG 15 GOLD SINGLE	5 5% 31 Dec 2099	86/12/31-03/12/31	7/14/2003	3,121,875.00	3,046,171.88	75,703.12
100,000.00	FHLMC TBA AUG 15 GOLD SINGLE	5 5% 31 Dec 2099	86/12/31-03/12/31	8/14/2003	101,593.75	104,000.00	(2,406.25)
3,000,000.00	FHLMC TBA SEP 15 GOLD SINGLE	5 5% 31 Dec 2099	86/12/31-03/12/31	8/14/2003	3,039,375.00	3,049,218.75	(9,843.75)
100,000.00	FHLMC TBA SEP 15 GOLD SINGLE	5 5% 31 Dec 2099	86/12/31-03/12/31	9/11/2003	102,671.88	101,375.00	1,296.88
2,500,000.00	FHLMC TBA SEP 15 GOLD SINGLE	5 5% 31 Dec 2099	86/12/31-03/12/31	9/11/2003	2,571,875.00	2,570,312.50	1,562.50
3,000,000.00	FHLMC TBA OCT 15 GOLD SINGLE	5 5% 01 Dec 2099	86/12/31-03/12/31	9/11/2003	3,075,000.00	3,078,046.88	(3,046.88)
100,000.00	FHLMC TBA OCT 15 GOLD SINGLE	5 5% 01 Dec 2099	86/12/31-03/12/31	10/14/2003	103,031.25	102,906.25	125.00
2,500,000.00	FHLMC TBA OCT 15 GOLD SINGLE	5 5% 01 Dec 2099	86/12/31-03/12/31	10/14/2003	2,572,851.56	2,572,656.25	195.31
3,000,000.00	FHLMC TBA NOV 15 GOLD SINGLE	5 5% 31 Dec 2099	86/12/31-03/12/31	10/14/2003	3,078,750.00	3,082,171.87	(3,421.87)
100,000.00	FHLMC TBA NOV 15 GOLD SINGLE	5 5% 31 Dec 2099	86/12/31-03/12/31	11/13/2003	103,359.38	103,351.56	7.82
2,500,000.00	FHLMC TBA NOV 15 GOLD SINGLE	5 5% 31 Dec 2099	86/12/31-03/12/31	11/13/2003	2,583,007.81	2,583,789.07	(781.26)
3,000,000.00	FHLMC TBA DEC 15 GOLD SINGLE	5 5% 01 Dec 2099	86/12/31-03/12/31	11/13/2003	3,092,812.50	3,102,421.88	(9,609.38)
2,500,000.00	FHLMC TBA DEC 15 GOLD SINGLE	5 5% 01 Dec 2099	86/12/31-03/12/31	12/10/2003	2,585,742.19	2,576,562.50	9,179.69
100,000.00	FHLMC TBA DEC 15 GOLD SINGLE	5 5% 01 Dec 2099	86/12/31-03/12/31	12/10/2003	103,375.00	103,109.37	265.63
1,000,000.00	FHLMC TBA MAR 30 GOLD SINGLE	5 5% 31 Dec 2099	86/12/31-03/12/31	2/24/2003	1,020,585.94	1,013,945.31	6,640.63
1,000,000.00	FHLMC TBA APR 30 GOLD SINGLE	5 5% 31 Dec 2099	86/12/31-03/12/31	3/25/2003	1,015,937.49	1,027,265.63	(11,328.14)
200,000.00	FHLMC TBA APR 30 GOLD SINGLE	5 5% 31 Dec 2099	86/12/31-03/12/31	4/3/2003	203,906.25	205,453.13	(1,546.88)
1,200,000.00	FHLMC TBA APR 30 GOLD SINGLE	5 5% 31 Dec 2099	86/12/31-03/12/31	4/3/2003	1,223,812.50	1,217,593.74	6,218.76
1,000,000.00	FHLMC TBA MAY 30 GOLD SINGLE	5 5% 31 Dec 2099	86/12/31-03/12/31	5/8/2003	1,034,101.56	1,015,312.50	18,789.06
1,200,000.00	FHLMC TBA MAY 30 GOLD SINGLE	5 5% 31 Dec 2099	86/12/31-03/12/31	5/8/2003	1,240,359.38	1,221,265.63	19,093.75
1,000,000.00	FHLMC TBA JUN 30 GOLD SINGLE	5 5% 31 Dec 2099	86/12/31-03/12/31	6/5/2003	1,035,781.25	1,030,429.69	5,351.56
1,200,000.00	FHLMC TBA JUN 30 GOLD SINGLE	5 5% 31 Dec 2099	86/12/31-03/12/31	6/5/2003	1,241,906.25	1,236,000.00	5,906.25
700,000.00	FHLMC TBA JUL 30 GOLD SINGLE	5 5% 31 Dec 2099	86/12/31-03/12/31	6/27/2003	722,312.50	722,914.07	(601.57)
1,200,000.00	FHLMC TBA JUL 30 GOLD SINGLE	5 5% 31 Dec 2099	86/12/31-03/12/31	7/7/2003	1,233,937.50	1,238,250.00	(4,312.50)
1,000,000.00	FHLMC TBA JUL 30 GOLD SINGLE	5 5% 31 Dec 2099	86/12/31-03/12/31	7/7/2003	1,030,117.19	1,029,562.50	554.69
700,000.00	FHLMC TBA AUG 30 GOLD SINGLE	5 5% 31 Dec 2099	86/12/31-03/12/31	7/7/2003	717,171.87	718,539.06	(1,367.19)
700,000.00	FHLMC TBA AUG 30 GOLD SINGLE	5 5% 31 Dec 2099	86/12/31-03/12/31	7/30/2003	699,562.50	717,820.31	(18,257.81)
1,000,000.00	FHLMC TBA AUG 30 GOLD SINGLE	5 5% 31 Dec 2099	86/12/31-03/12/31	7/31/2003	993,593.75	1,019,825.00	(26,031.25)
500,000.00	FHLMC TBA AUG 30 GOLD SINGLE	5 5% 31 Dec 2099	86/12/31-03/12/31	7/31/2003	497,187.50	499,687.50	(2,500.00)
2,000,000.00	FHLMC TBA MAR 15 GOLD SINGLE	6% 31 Dec 2099	86/12/31-03/12/31	3/13/2003	2,091,093.75	2,092,109.38	(1,015.63)
2,000,000.00	FHLMC TBA APR 15 GOLD SINGLE	6% 31 Dec 2099	86/12/31-03/12/31	3/13/2003	2,090,625.00	2,084,421.88	6,203.12
300,000.00	FHLMC TBA MAY 15 GOLD SINGLE	6% 31 Dec 2099	86/12/31-03/12/31	5/5/2003	313,078.12	312,187.50	890.62
900,000.00	FHLMC TBA MAY 15 GOLD SINGLE	6% 31 Dec 2099	86/12/31-03/12/31	5/13/2003	936,562.50	937,265.63	(703.13)
1,700,000.00	FHLMC TBA MAY 15 GOLD SINGLE	6% 31 Dec 2099	86/12/31-03/12/31	5/13/2003	1,770,125.00	1,767,601.56	2,523.44
600,000.00	FHLMC TBA MAY 15 GOLD SINGLE	6% 31 Dec 2099	86/12/31-03/12/31	5/13/2003	624,843.75	624,375.00	468.75
900,000.00	FHLMC TBA JUN 15 GOLD SINGLE	6% 31 Dec 2099	86/12/31-03/12/31	6/11/2003	937,054.89	934,593.75	2,461.14
1,700,000.00	FHLMC TBA JUN 15 GOLD SINGLE	6% 31 Dec 2099	86/12/31-03/12/31	6/11/2003	1,768,937.50	1,764,414.06	4,523.44
600,000.00	FHLMC TBA JUN 15 GOLD SINGLE	6% 31 Dec 2099	86/12/31-03/12/31	6/11/2003	622,968.75	625,687.50	(2,718.75)
900,000.00	FHLMC TBA JUL 15 GOLD SINGLE	6% 31 Dec 2099	86/12/31-03/12/31	6/11/2003	935,156.25	936,843.75	(1,687.50)
1,700,000.00	FHLMC TBA JUL 15 GOLD SINGLE	6% 31 Dec 2099	86/12/31-03/12/31	7/11/2003	1,765,476.56	1,769,593.75	(4,117.19)

THE ROCKEFELLER FOUNDATION
EMPLOYEE ID NO 13-1659629
GAIN AND LOSSES ON TAXABLE INVESTMENTS
FOR YEAR 2003

Shares/Par Value	Security Name	Security Description	Date Bought	Date Sold	Proceeds	Cost	Realized Gain/Loss
2,600,000.00	FHLMC TBA JUL 15 GOLD SINGLE	6% 31 Dec 2009	88/12/31-03/12/31	7/1/2003	2,708,437.50	2,708,031.25	(1,593.75)
2,000,000.00	FHLMC TBA AUG 15 GOLD SINGLE	6% 31 Dec 2009	88/12/31-03/12/31	7/1/2003	2,085,312.50	2,082,890.82	22,421.88
500,000.00	FHLMC TBA AUG 15 GOLD SINGLE	6% 31 Dec 2009	88/12/31-03/12/31	8/13/2003	515,683.59	520,000.00	(4,316.41)
2,000,000.00	FHLMC TBA SEP 15 GOLD SINGLE	6% 31 Dec 2009	88/12/31-03/12/31	8/13/2003	2,082,500.00	2,077,187.50	(4,887.50)
2,000,000.00	FHLMC TBA OCT 15 GOLD SINGLE	6% 01 Dec 2009	88/12/31-03/12/31	9/11/2003	2,074,687.50	2,079,375.00	(4,687.50)
1,200,000.00	FHLMC TBA NOV 15 GOLD SINGLE	6% 01 Dec 2009	88/12/31-03/12/31	10/14/2003	1,248,125.00	1,247,825.00	(1,500.00)
1,200,000.00	FHLMC TBA DEC 15 GOLD SINGLE	6% 01 Dec 2009	88/12/31-03/12/31	11/12/2003	1,245,562.50	1,255,125.00	(9,562.50)
200,000.00	FHLMC TBA MAY 30 GOLD SINGLE	6% 31 Dec 2009	88/12/31-03/12/31	5/8/2003	208,046.88	208,812.50	(765.62)
200,000.00	FHLMC TBA JUN 30 GOLD SINGLE	6% 31 Dec 2009	88/12/31-03/12/31	6/9/2003	207,523.44	207,750.00	(226.56)
200,000.00	FHLMC TBA JUL 30 GOLD SINGLE	6% 31 Dec 2009	88/12/31-03/12/31	7/9/2003	208,843.75	208,718.75	125.00
3,000,000.00	FHLMC TBA JUL 30 GOLD SINGLE	6% 31 Dec 2009	88/12/31-03/12/31	7/9/2003	3,102,856.25	3,101,500.00	1,356.25
3,000,000.00	FHLMC TBA AUG 30 GOLD SINGLE	6% 31 Dec 2009	88/12/31-03/12/31	7/30/2003	3,057,890.82	3,102,187.50	(44,296.68)
200,000.00	FHLMC TBA AUG 30 GOLD SINGLE	6% 31 Dec 2009	88/12/31-03/12/31	7/30/2003	203,828.12	208,812.50	(2,984.38)
200,000.00	FHLMC TBA SEP 30 GOLD SINGLE	6% 01 Dec 2009	88/12/31-03/12/31	9/9/2003	204,101.56	203,312.50	789.06
3,000,000.00	FHLMC TBA SEP 30 GOLD SINGLE	6% 01 Dec 2009	88/12/31-03/12/31	9/9/2003	3,061,523.44	3,050,825.00	10,698.44
500,000.00	FHLMC TBA NOV 30 GOLD SINGLE	6% 01 Dec 2009	88/12/31-03/12/31	10/23/2003	512,031.25	512,500.00	(468.75)
500,000.00	FHLMC TBA DEC 30 GOLD SINGLE	6% 01 Dec 2009	88/12/31-03/12/31	11/7/2003	510,703.13	512,890.82	(2,187.49)
2,000,000.00	FHLMC TBA AUG 30 GOLD SINGLE	6 5% 01 Aug 2033	88/12/31-03/12/31	8/5/2003	2,065,156.25	2,080,825.00	(15,468.75)
2,000,000.00	FHLMC TBA SEP 30 GOLD SINGLE	6 5% 01 Dec 2009	88/12/31-03/12/31	9/9/2003	2,075,312.50	2,080,825.00	(5,512.50)
2,000,000.00	FHLMC TBA DEC 30 GOLD SINGLE	6 5% 01 Dec 2009	88/12/31-03/12/31	12/22/2003	2,298,937.50	2,284,048.88	12,890.82
700,026.25	FED HM LN PC POOL G01444	6 5% 01 Aug 2032	88/12/31-03/12/31	11/10/2003	728,519.50	723,503.39	5,016.11
170,399.77	FED HM LN PC POOL G01444	6 5% 01 Aug 2032	88/12/31-03/12/31	11/10/2003	177,335.58	176,114.55	1,221.03
1,000,001.03	FED HM LN PC POOL G01444	6 5% 01 Aug 2032	88/12/31-03/12/31	11/10/2003	1,040,704.20	1,033,538.59	7,165.61
577,412.88	FED HM LN PC G10784	5 5% 01 Jun 2011	88/12/31-03/12/31	8/14/2003	588,795.82	538,302.17	48,493.65
298,458.93	FED HM LN PC G10724	5 5% 01 Jul 2011	88/12/31-03/12/31	8/14/2003	303,306.86	278,241.14	25,065.72
299,973.68	FED HM LN PC POOL C68098	6 5% 01 Apr 2032	88/12/31-03/12/31	11/10/2003	312,183.52	303,453.82	8,729.70
117,586.00	FED HM LN PC	5 5% 01 Mar 2033	88/12/31-03/12/31	2/13/2003	119,809.11	119,225.77	583.34
582,345.00	FED HM LN PC	5 5% 01 Apr 2033	88/12/31-03/12/31	2/13/2003	593,354.96	590,465.98	2,888.98
158,265.81	FED HM LN PC E82679	6% 01 Mar 2016	88/12/31-03/12/31	3/13/2003	168,782.29	158,568.82	8,193.47
318,949.71	FED HM LN PC	5 5% 01 Apr 2017	88/12/31-03/12/31	3/14/2003	331,433.60	319,049.37	12,384.23
474,304.32	FED HM LN PC	5 5% 01 May 2017	88/12/31-03/12/31	3/14/2003	492,868.88	474,452.53	18,416.35
33,422.45	FED HM LN PC	6% 01 Jun 2017	88/12/31-03/12/31	7/15/2003	34,759.35	34,242.35	517.00
424,354.44	FED HM LN PC	6% 01 Jun 2017	88/12/31-03/12/31	7/15/2003	441,328.61	431,703.55	9,625.06
377,816.50	FED HM LN PC POOL E91488	6% 01 Sep 2017	88/12/31-03/12/31	10/14/2003	392,338.83	388,927.22	3,411.61
499,999.41	FED HM LN PC	5 5% 01 Oct 2017	88/12/31-03/12/31	8/14/2003	508,124.40	512,789.04	(4,664.64)
269,874.23	FED HM LN PC	5 5% 01 Oct 2017	88/12/31-03/12/31	8/14/2003	274,056.44	276,572.30	(2,515.86)
124,129.68	FED HM LN PC	5 5% 01 Oct 2017	88/12/31-03/12/31	8/14/2003	128,146.79	127,304.83	(841.96)
185,986.35	FED HM LN PC	6% 01 Nov 2031	88/12/31-03/12/31	4/10/2003	192,866.40	191,879.21	987.19
209,576.77	FED HM LN PC C25464	6% 01 Apr 2029	88/12/31-03/12/31	2/10/2003	217,280.35	193,793.02	23,487.33
180,770.80	FED HM LN PC C25729	6% 01 May 2029	88/12/31-03/12/31	9/9/2003	184,287.15	167,156.32	17,130.83
730,325.18	FED HM LN PC E00627	5 5% 01 Feb 2014	88/12/31-03/12/31	8/14/2003	742,192.97	752,234.94	(10,041.97)
111,705.06	FED HM LN PC E00985	6% 01 Jun 2018	88/12/31-03/12/31	3/13/2003	116,963.05	111,146.55	5,816.50
422,183.18	FED HM LN PC POOL E01137	6% 01 Mar 2017	88/12/31-03/12/31	10/14/2003	438,410.84	438,542.77	(131.93)
691,211.80	FED HM LN PC	1% 01 Jan 2033	88/12/31-03/12/31	7/30/2003	603,867.22	608,453.77	(4,586.55)
40,302.31	FED HM LN PC	1% 01 Jan 2033	88/12/31-03/12/31	8/1/2003	40,302.31	41,341.35	(1,039.04)
1,100,000.00	FEDERAL HOME LN MTG CORP	5% 15 Jul 2033	88/12/31-03/12/31	9/10/2003	1,019,218.75	986,734.38	32,484.37
750,000.00	CANADA GOVT	5 25% 01 Jun 2012	88/12/31-03/12/31	5/13/2003	555,713.48	500,120.62	55,592.84
835,000.00	CANADA GOVT	5 25% 01 Jun 2012	88/12/31-03/12/31	5/13/2003	618,861.69	558,800.95	60,060.74
225,000.00	CANADA GOVT	5 25% 01 Jun 2012	88/12/31-03/12/31	7/17/2003	166,444.82	149,847.34	16,597.48
740,000.00	CANADA GOVT	5 25% 01 Jun 2012	88/12/31-03/12/31	7/17/2003	548,009.88	492,897.33	55,112.55
1,115,000.00	CANADA GOVT	4 5% 01 Sep 2007	88/12/31-03/12/31	7/8/2003	832,703.04	759,094.55	73,608.49
560,000.00	CANADA GOVT	4 5% 01 Sep 2007	88/12/31-03/12/31	7/17/2003	411,307.86	381,246.69	30,061.17
555,000.00	CANADA GOVT	4 5% 01 Sep 2007	88/12/31-03/12/31	7/24/2003	409,811.31	377,840.28	31,971.03
420,000.00	CANADA GOVT	5 25% 01 Jun 2013	88/12/31-03/12/31	7/21/2003	307,796.76	310,888.81	(2,892.05)
1,050,000.00	CANADA GOVT	5 25% 01 Jun 2013	88/12/31-03/12/31	7/22/2003	788,536.45	775,832.21	12,704.24
640,000.00	CANADA GOVT	5 25% 01 Jun 2013	88/12/31-03/12/31	10/21/2003	501,018.70	501,386.78	(368.08)
150,000.00	FEDERAL HOME LN MTG CORP	4 75% 11 Oct 2012	88/12/31-03/12/31	3/4/2003	152,422.50	148,956.88	3,465.62
190,000.00	FEDERAL HOME LN MTG CORP	4 75% 11 Oct 2012	88/12/31-03/12/31	3/5/2003	193,630.90	188,678.98	4,951.92
335,000.00	FEDERAL HOME LN MTG CORP	4 75% 11 Oct 2012	88/12/31-03/12/31	3/18/2003	335,561.12	332,677.62	2,883.50
550,000.00	FEDERAL HOME LN MTG CORP	4 5% 23 Jul 2007	88/12/31-03/12/31	2/12/2003	566,738.50	564,330.08	2,408.42
400,000.00	FEDERAL HOME LN BK CONS DSC NT	1 135% 04 Apr 2003	88/12/31-03/12/31	2/10/2003	399,275.67	399,281.58	(5.91)
2,500,000.00	FEDERAL HOME LN BK CONS DSC NT	0% 12 Nov 2003	88/12/31-03/12/31	10/30/2003	2,499,158.33	2,499,154.17	4.16
1,040,000.00	FEDERAL HOME LN MTG CORP	7% 15 Mar 2010	88/12/31-03/12/31	5/14/2003	1,274,832.00	1,151,102.92	123,729.08
550,000.00	FEDERAL HOME LN MTG CORP	7% 15 Mar 2010	88/12/31-03/12/31	7/1/2003	673,258.10	627,241.71	46,016.39
1,000,000.00	FED HOME LN MTG CORP	8 625% 15 Sep 2009	88/12/31-03/12/31	12/10/2003	1,138,210.00	1,202,645.81	(64,435.81)
180,000.00	FEDERAL HOME LN MTG CORP	5 5% 15 Jul 2006	88/12/31-03/12/31	2/4/2003	174,913.60	173,997.92	915.68
450,000.00	FEDERAL HOME LN MTG CORP	5 75% 15 Jan 2012	88/12/31-03/12/31	6/25/2003	525,792.80	528,764.20	(2,971.40)
165,000.00	FEDERAL HOME LN MTG CORP	5 75% 15 Jan 2012	88/12/31-03/12/31	6/25/2003	191,687.27	193,781.78	(2,094.51)
190,000.00	FEDERAL HOME LN MTG CORP	5 75% 15 Jan 2012	88/12/31-03/12/31	6/28/2003	219,813.59	223,008.92	(3,195.33)
100,000.00	FEDERAL HOME LN MTG CORP	6 25% 15 Jul 2032	88/12/31-03/12/31	6/27/2003	118,279.80	123,075.54	(4,795.74)
565,000.00	FEDERAL HOME LN MTG CORP	4 875% 15 Mar 2007	88/12/31-03/12/31	4/25/2003	610,426.00	612,797.98	(2,371.98)
2,235,000.00	FEDERAL HOME LN MTG CORP	4 875% 15 Mar 2007	88/12/31-03/12/31	5/13/2003	2,439,591.90	2,346,539.74	93,052.16
310,000.00	FEDERAL HOME LN MTG CORP	4 875% 15 Mar 2007	88/12/31-03/12/31	6/18/2003	343,084.77	343,084.60	0.17
190,000.00	FEDERAL HOME LN MTG CORP	4 875% 15 Mar 2007	88/12/31-03/12/31	6/27/2003	208,132.46	208,997.19	(864.73)
315,000.00	FEDERAL HOME LN MTG CORP	4 5% 15 Jul 2013	88/12/31-03/12/31	9/17/2003	311,289.30	310,082.30	1,207.00
225,000.00	FEDERAL HOME LN MTG CORP	4 5% 15 Jul 2013	88/12/31-03/12/31	9/17/2003	222,788.25	221,494.50	1,293.75
260,000.00	FEDERAL HOME LN MTG CORP	4 5% 15 Jul 2013	88/12/31-03/12/31	9/24/2003	258,378.20	255,859.21	2,518.99
1,445,000.00	FEDERAL HOME LN MTG CORP	2 75% 15 Aug 2008	88/12/31-03/12/31	9/23/2003	1,458,525.20	1,443,928.28	14,596.92
305,000.00	FEDERAL HOME LN MTG CORP	3 625% 15 Sep 2008	88/12/31-03/12/31	11/21/2003	307,799.90	304,857.59	2,942.31
150,000.00	FEDERAL HOME LN MTG CORP	3 625% 15 Sep 2008	88/12/31-03/12/31	11/25/2003	150,592.50	149,979.15	613.35
500,000.00	FEDERAL NATL MTG ASSN DISC NTS	1 25% 12 Mar 2003	88/12/31-03/12/31	3/10/2003	499,968.81	499,968.38	0.43
555,000.00	FEDERAL NATL MTG ASSN	6% 15 May 2008	88/12/31-03/12/31	6/3/2003	645,159.75	619,148.34	26,011.41
420,000.00	FEDERAL NATL MTG ASSN	6% 15 May 2008	88/12/31-03/12/31	6/28/2003	485,765.00	487,916.39	(2,151.39)
200,000.00	FEDERAL NATL MTG ASSN	6% 15 May 2008	88/12/31-03/12/31	6/27/2003	230,810.80	222,782.16	8,028.64
885,000.00	FEDERAL NATL MTG ASSN	6% 15 May 2008	88/12/31-03/12/31	12/4/2003	971,522.91	994,350.49	(22,827.58)

THE ROCKEFELLER FOUNDATION
EMPLOYEE ID NO 13-1659629
GAIN AND LOSSES ON TAXABLE INVESTMENTS
FOR YEAR 2003

Shares/Par Value	Security Name	Security Description	Date Bought	Date Sold	Proceeds	Cost	Realized Gain/Loss
525,000 00	FEDERAL NATL MTG ASSN	6% 15 May 2008	86/12/31-03/12/31	12/10/2003	579,475 05	586,219 87	(6,744 82)
170,000 00	FEDERAL NATL MTG ASSN	6% 15 May 2008	86/12/31-03/12/31	12/10/2003	187,690 20	189,823 58	(2,133 38)
390,000 00	FEDERAL NATL MTG ASSN	7 25% 15 Jan 2010	86/12/31-03/12/31	4/2/2003	470,420 34	464,419 25	6,001 09
665,000 00	FEDERAL NATL MTG ASSN	7 25% 15 Jan 2010	86/12/31-03/12/31	6/3/2003	707,491 31	676,787 43	30,703 88
335,000 00	FEDERAL NATL MTG ASSN	7 25% 15 Jan 2010	86/12/31-03/12/31	12/10/2003	393,253 15	389,889 60	3,363 55
930,000 00	FEDERAL NATL MTG ASSN	7 125% 15 Jun 2010	86/12/31-03/12/31	11/18/2003	1,096,367 70	1,117,540 48	(21,172 78)
475,000 00	FEDERAL NATL MTG ASSN	6 625% 15 Oct 2007	86/12/31-03/12/31	12/10/2003	533,771 75	536,545 66	(2,773 91)
100,000 00	FEDERAL NATL MTG ASSN	6 625% 15 Nov 2030	86/12/31-03/12/31	6/2/2003	123,823 00	127,857 01	(4,034 01)
175,000 00	FEDERAL NATL MTG ASSN	6 625% 15 Nov 2030	86/12/31-03/12/31	8/8/2003	185,540 91	186,630 33	8,910 58
185,000 00	FEDERAL NATL MTG ASSN	6% 15 May 2011	86/12/31-03/12/31	7/9/2003	213,562 15	206,607 60	6,954 55
525,000 00	FEDERAL NATL MTG ASSN	6% 15 May 2011	86/12/31-03/12/31	7/15/2003	598,694 25	581,690 32	17,003 93
320,000 00	FEDERAL NATL MTG ASSN	6% 15 May 2011	86/12/31-03/12/31	8/20/2003	349,960 96	350,357 63	(396 67)
500,000 00	FEDERAL NATL MTG ASSN	5% 15 Jan 2007	86/12/31-03/12/31	1/17/2003	538,300 78	533,845 98	4,454 80
520,000 00	FEDERAL NATL MTG ASSN	5% 15 Jan 2007	86/12/31-03/12/31	2/19/2003	562,737 50	552,549 30	10,188 20
280,000 00	FEDERAL NATL MTG ASSN	5% 15 Jan 2007	86/12/31-03/12/31	2/20/2003	281,878 27	278,178 38	3,699 89
1,420,000 00	FEDERAL NATL MTG ASSN	5% 15 Jan 2007	86/12/31-03/12/31	5/13/2003	1,554,286 56	1,515,206 23	39,080 33
600,000 00	FEDERAL NATL MTG ASSN	5 25% 15 Apr 2007	86/12/31-03/12/31	5/14/2003	664 078 20	645,112 56	18,965 64
475,000 00	FEDERAL NATL MTG ASSN	4 75% 21 Feb 2013	86/12/31-03/12/31	7/14/2003	485,893 65	493,351 17	(7,457 52)
390,000 00	FEDERAL NATL MTG ASSN	4 75% 21 Feb 2013	86/12/31-03/12/31	9/8/2003	382,200 00	403,735 80	(21,535 80)
305,000 00	FEDERAL NATL MTG ASSN	4 375% 15 Mar 2013	86/12/31-03/12/31	8/20/2003	293 435 32	293,644 05	(208 73)
400,000 00	FEDERAL NATL MTG ASSN	1 75% 16 Jun 2006	86/12/31-03/12/31	11/21/2003	392,976 00	398,729 82	(5,753 82)
825,000 00	FEDERAL NATL MTG ASSN	2 75% 11 Aug 2006	86/12/31-03/12/31	11/18/2003	824,175 00	824,069 77	105 23
105,000 00	FEDERAL NATL MTG ASSN	5 125% 02 Jan 2014	86/12/31-03/12/31	11/14/2003	105,524 26	104,139 00	1,385 26
65,000 00	FEDERAL NATL MTG ASSN	5 125% 02 Jan 2014	86/12/31-03/12/31	12/10/2003	64,829 47	64,467 84	361 63
55,000 00	FEDERAL NATL MTG ASSN	5 125% 02 Jan 2014	86/12/31-03/12/31	12/18/2003	55,876 50	54,549 87	1,326 63
350,000 00	FEDERAL NATL MTG ASSN	3 875% 17 Nov 2008	86/12/31-03/12/31	11/18/2003	351,788 50	349,202 00	2,586 50
100,000 00	GOLDMAN SACHS GROUP INC	4 75% 15 Jul 2013	86/12/31-03/12/31	7/21/2003	98,131 00	99,874 24	(1,743 24)
85,000 00	GOLDMAN SACHS GROUP INC	4 75% 15 Jul 2013	86/12/31-03/12/31	7/24/2003	82,574 10	84,893 22	(2,319 12)
200,000 00	ITALY REP	2 75% 15 Dec 2006	86/12/31-03/12/31	12/4/2003	199,102 00	199,805 85	(703 85)
1,555,000 00	GERMANY (FED REP)	4 5% 17 Aug 2007	86/12/31-03/12/31	7/22/2003	1,857,295 79	1,740,887 82	116,407 97
1,335,000 00	GERMANY (FED REP)	4 5% 17 Aug 2007	86/12/31-03/12/31	7/23/2003	1,620,087 94	1,369,130 02	250,957 92
1,090,000 00	GERMANY (FED REP)	4 5% 17 Aug 2007	86/12/31-03/12/31	10/29/2003	1,324,298 83	1,282 411 80	41,887 03
2,679,522 75	GERMANY (FED REP)	4 5% 17 Aug 2007	86/12/31-03/12/31	11/21/2003	3,326,365 30	2,989,377 46	336,987 84
110,000 00	QUEBEC PROV CDA	7 5% 15 Jul 2023	86/12/31-03/12/31	11/13/2003	133,632 40	141,403 74	(7,771 34)
605,000 00	FRANCE (GOVT OF)	3 5% 12 Jan 2008	86/12/31-03/12/31	12/30/2003	761,506 68	721,732 46	39,774 22
300,000 00	UNITED STATES TREAS BILLS	1 225% 27 Mar 2003	86/12/31-03/12/31	2/27/2003	299,711 83	299,715 33	(3 50)
500,000 00	UNITED STATES TREAS BILLS	1 225% 27 Mar 2003	86/12/31-03/12/31	2/27/2003	499,544 38	499,542 50	1 88
500,000 00	UNITED STATES TREAS BILLS	1 13% 27 Mar 2003	86/12/31-03/12/31	3/7/2003	499,877 78	499 661 11	16 67
400,000 00	UNITED STATES TREAS BILLS	1 13% 27 Mar 2003	86/12/31-03/12/31	3/11/2003	399 798 22	399 783 10	15 12
665,000 00	UNITED STATES TREAS BILLS	1 13% 27 Mar 2003	86/12/31-03/12/31	3/20/2003	664 874 20	664 864 78	9 42
500,000 00	UNITED STATES TREAS BILLS	0 01% 03 Apr 2003	86/12/31-03/12/31	3/25/2003	499,890 14	499,892 57	(2 43)
500,000 00	UNITED STATES TREAS BILLS	0 01% 03 Apr 2003	86/12/31-03/12/31	3/27/2003	499,906 67	499,907 92	(1 25)
500,000 00	UNITED STATES TREAS BILLS	0 01% 24 Apr 2003	86/12/31-03/12/31	4/1/2003	499,667 50	499,664 58	2 92
900,000 00	UNITED STATES TREAS BILLS	0% 15 May 2003	86/12/31-03/12/31	4/28/2003	899,582 00	899 552 00	10 00
265,000 00	UNITED STATES TREAS BILLS	0 01% 15 May 2003	86/12/31-03/12/31	5/1/2003	264,901 43	264,892 82	8 61
700,000 00	UNITED STATES TREAS BILLS	0 01% 15 May 2003	86/12/31-03/12/31	5/1/2003	699,733 32	699,716 89	16 43
500,000 00	UNITED STATES TREAS BILLS	1 119% 22 May 2003	86/12/31-03/12/31	5/13/2003	499,888 67	499,876 11	10 56
900,000 00	UNITED STATES TREAS BILLS	1 119% 22 May 2003	86/12/31-03/12/31	5/13/2003	899 796 00	899,778 00	17 00
700,000 00	UNITED STATES TREAS BILLS	1 065% 12 Jun 2003	86/12/31-03/12/31	5/13/2003	699,708 33	699,682 08	26 25
300,000 00	UNITED STATES TREAS BILLS	1% 17 Mar 2003	86/12/31-03/12/31	3/3/2003	299,858 83	299,858 50	2 33
535,000 00	UNITED STATES TREAS BDS	12% 15 Aug 2013	86/12/31-03/12/31	7/10/2003	773,294 42	773,294 42	2,643 67
265,000 00	UNITED STATES TREAS BDS	12% 15 Aug 2013	86/12/31-03/12/31	7/23/2003	378,921 09	381,896 60	(4,975 51)
175,000 00	UNITED STATES TREAS BDS	12% 15 Aug 2013	86/12/31-03/12/31	7/25/2003	248,199 22	252,134 93	(3,935 71)
130,000 00	UNITED STATES TREAS BDS	9 25% 15 Feb 2016	86/12/31-03/12/31	3/8/2003	196,804 69	172,511 05	24,293 64
280,000 00	UNITED STATES TREAS BDS	9 25% 15 Feb 2016	86/12/31-03/12/31	3/7/2003	424,200 00	403,574 58	20,625 42
300,000 00	UNITED STATES TREAS BDS	8 125% 15 Aug 2019	86/12/31-03/12/31	1/8/2003	412,570 31	378,961 24	33,609 07
1,750,000 00	UNITED STATES TREAS BDS	8 125% 15 Aug 2019	86/12/31-03/12/31	1/17/2003	2,400,029 30	2,203,023 86	197,005 44
195,000 00	UNITED STATES TREAS BDS	8 125% 15 Aug 2019	86/12/31-03/12/31	8/7/2003	260,751 56	276,377 34	(15,625 78)
1,000,000 00	UNITED STATES TREAS BDS	8 125% 15 Aug 2019	86/12/31-03/12/31	9/18/2003	1,352,812 50	1,341,153 39	11,659 11
200,000 00	UNITED STATES TREAS BDS	8 5% 15 Feb 2020	86/12/31-03/12/31	2/4/2003	286,687 50	279,049 77	7,637 73
290,000 00	UNITED STATES TREAS BDS	8 5% 15 Feb 2020	86/12/31-03/12/31	8/19/2003	393,720 31	426,589 72	(32,869 41)
740,000 00	UNITED STATES TREAS BDS	8% 15 Nov 2021	86/12/31-03/12/31	2/13/2003	1 034,381 25	1,036,741 77	(2,360 52)
110,000 00	UNITED STATES TREAS BDS	8% 15 Nov 2021	86/12/31-03/12/31	3/6/2003	156,560 94	150 857 94	5,903 00
230,000 00	UNITED STATES TREAS BDS	8% 15 Nov 2021	86/12/31-03/12/31	3/7/2003	327,606 25	311,271 87	16,334 38
995,000 00	UNITED STATES TREAS BDS	8% 15 Nov 2021	86/12/31-03/12/31	4/28/2003	1 389,113 28	1,388 768 83	344 45
25,000 00	UNITED STATES TREAS BDS	8% 15 Nov 2021	86/12/31-03/12/31	5/28/2003	36,473 63	35,071 29	1,402 34
5 000 00	UNITED STATES TREAS BDS	8% 15 Nov 2021	86/12/31-03/12/31	8/6/2003	6,632 03	7,220 66	(588 63)
485,000 00	UNITED STATES TREAS BDS	8% 15 Nov 2021	86/12/31-03/12/31	8/7/2003	647,626 56	700 383 46	(52,756 90)
575,000 00	UNITED STATES TREAS BDS	8% 15 Nov 2021	86/12/31-03/12/31	8/8/2003	771,398 44	830,077 95	(58,679 51)
345,000 00	UNITED STATES TREAS BDS	8% 15 Nov 2021	86/12/31-03/12/31	8/27/2003	451,734 38	497,580 69	(45,846 31)
280,000 00	UNITED STATES TREAS BDS	8% 15 Nov 2021	86/12/31-03/12/31	9/4/2003	366,887 50	396,945 58	(30,058 08)
445,000 00	UNITED STATES TREAS BDS	8% 15 Nov 2021	86/12/31-03/12/31	12/23/2003	606,121 29	620,286 93	(14,165 64)
600,000 00	UNITED STATES TREAS BDS	6 25% 15 Aug 2023	86/12/31-03/12/31	9/18/2003	682,875 00	660,194 84	22,680 16
425,000 00	UNITED STATES TREAS BDS	6 25% 15 Aug 2023	86/12/31-03/12/31	10/24/2003	479,984 38	476,000 00	3,984 38
325,000 00	UNITED STATES TREAS BDS	6 25% 15 Aug 2023	86/12/31-03/12/31	11/13/2003	368,519 53	360,343 75	8,175 78
125,000 00	UNITED STATES TREAS BDS	6% 15 Feb 2026	86/12/31-03/12/31	5/22/2003	154,746 09	150,671 78	4,074 31
970,000 00	UNITED STATES TREAS BDS	6% 15 Feb 2026	86/12/31-03/12/31	6/3/2003	1 191,887 50	1,182,673 75	9,213 75
700,000 00	UNITED STATES TREAS BDS	6% 15 Feb 2026	86/12/31-03/12/31	7/1/2003	833,328 12	832,296 59	1,031 53
520,000 00	UNITED STATES TREAS BDS	6% 15 Feb 2026	86/12/31-03/12/31	7/30/2003	564,362 50	600 819 61	(36 457 11)
285,000 00	UNITED STATES TREAS BDS	6% 15 Feb 2026	86/12/31-03/12/31	9/4/2003	305,306 25	327,379 05	(22,072 80)
1,470,000 00	UNITED STATES TREAS BDS	6 75% 15 Aug 2026	86/12/31-03/12/31	9/10/2003	1,745,337 89	1,768 833 17	(23,495 28)
695,000 00	UNITED STATES TREAS BDS	6 5% 15 Nov 2026	86/12/31-03/12/31	7/10/2003	865,057 81	894,353 62	(29,295 81)
20,000 00	UNITED STATES TREAS BDS	6 5% 15 Nov 2026	86/12/31-03/12/31	8/11/2003	22,915 62	25,637 91	(2,722 29)
375,000 00	UNITED STATES TREAS BDS	6 25% 15 May 2030	86/12/31-03/12/31	8/8/2003	427,089 84	457 847 89	(30,758 05)
320,000 00	UNITED STATES TREAS BDS	5 375% 15 Feb 2031	86/12/31-03/12/31	1/28/2003	343,400 00	339 808 50	3,591 50

THE ROCKEFELLER FOUNDATION
EMPLOYEE ID NO 13-1659629
GAIN AND LOSSES ON TAXABLE INVESTMENTS
FOR YEAR 2003

Shares/Par Value	Security Name	Security Description	Date Bought	Date Sold	Proceeds	Cost	Realized Gain/Loss
100,000.00	UNITED STATES TREAS BDS	5 375% 15 Feb 2031	86/12/31-03/12/31	2/6/2003	108,718.75	106,068.03	2,652.72
105,000.00	UNITED STATES TREAS BDS	5 375% 15 Feb 2031	86/12/31-03/12/31	2/11/2003	113,367.19	111,079.80	2,287.39
80,000.00	UNITED STATES TREAS BDS	5 375% 15 Feb 2031	86/12/31-03/12/31	2/13/2003	86,800.00	84,657.25	2,142.75
40,000.00	UNITED STATES TREAS BDS	5 375% 15 Feb 2031	86/12/31-03/12/31	3/13/2003	44,156.25	42,832.80	1,323.45
425,000.00	UNITED STATES TREAS BDS	5 375% 15 Feb 2031	86/12/31-03/12/31	3/13/2003	468,097.66	456,841.48	11,456.18
230,000.00	UNITED STATES TREAS BDS	5 375% 15 Feb 2031	86/12/31-03/12/31	3/19/2003	245,812.50	249,013.04	(3,200.54)
455,000.00	UNITED STATES TREAS BDS	5 375% 15 Feb 2031	86/12/31-03/12/31	3/21/2003	477,892.19	492,314.07	(14,421.88)
250,000.00	UNITED STATES TREAS BDS	5 375% 15 Feb 2031	86/12/31-03/12/31	4/9/2003	266,853.12	272,749.69	(5,796.57)
140,000.00	UNITED STATES TREAS BDS	5 375% 15 Feb 2031	86/12/31-03/12/31	4/9/2003	149,537.50	152,509.18	(2,971.68)
95,000.00	UNITED STATES TREAS BDS	5 375% 15 Feb 2031	86/12/31-03/12/31	4/14/2003	100,598.09	103,486.38	(2,890.29)
55,000.00	UNITED STATES TREAS BDS	5 375% 15 Feb 2031	86/12/31-03/12/31	4/23/2003	58,884.38	59,911.10	(1,026.72)
55,000.00	UNITED STATES TREAS BDS	5 375% 15 Feb 2031	86/12/31-03/12/31	5/12/2003	61,118.75	59,906.73	1,212.02
45,000.00	UNITED STATES TREAS BDS	5 375% 15 Feb 2031	86/12/31-03/12/31	5/13/2003	50,203.12	49,014.40	1,188.72
85,000.00	UNITED STATES TREAS BDS	5 375% 15 Feb 2031	86/12/31-03/12/31	5/15/2003	97,391.41	94,822.02	2,789.39
75,000.00	UNITED STATES TREAS BDS	5 375% 15 Feb 2031	86/12/31-03/12/31	5/15/2003	85,593.75	81,181.96	4,411.79
90,000.00	UNITED STATES TREAS BDS	5 375% 15 Feb 2031	86/12/31-03/12/31	5/15/2003	102,895.31	98,028.05	4,867.26
405,000.00	UNITED STATES TREAS BDS	5 375% 15 Feb 2031	86/12/31-03/12/31	5/16/2003	464,421.09	435,962.30	28,458.79
25,000.00	UNITED STATES TREAS BDS	5 375% 15 Feb 2031	86/12/31-03/12/31	5/20/2003	28,015.62	26,697.01	2,318.61
810,000.00	UNITED STATES TREAS BDS	5 375% 15 Feb 2031	86/12/31-03/12/31	5/20/2003	696,353.12	652,683.80	43,669.32
1,040,000.00	UNITED STATES TREAS BDS	5 375% 15 Feb 2031	86/12/31-03/12/31	6/5/2003	1,205,100.00	1,210,709.90	(5,609.90)
110,000.00	UNITED STATES TREAS BDS	5 375% 15 Feb 2031	86/12/31-03/12/31	6/6/2003	127,256.25	126,723.44	532.81
50,000.00	UNITED STATES TREAS BDS	5 375% 15 Feb 2031	86/12/31-03/12/31	6/10/2003	56,039.06	57,601.56	(1,437.50)
100,000.00	UNITED STATES TREAS BDS	5 375% 15 Feb 2031	86/12/31-03/12/31	6/11/2003	118,515.63	115,203.13	3,312.50
100,000.00	UNITED STATES TREAS BDS	5 375% 15 Feb 2031	86/12/31-03/12/31	6/11/2003	118,781.25	115,201.08	3,580.17
10,000.00	UNITED STATES TREAS BDS	5 375% 15 Feb 2031	86/12/31-03/12/31	6/30/2003	11,284.38	11,580.33	(295.95)
40,000.00	UNITED STATES TREAS BDS	5 375% 15 Feb 2031	86/12/31-03/12/31	7/1/2003	45,300.00	46,321.31	(1,021.31)
815,000.00	UNITED STATES TREAS BDS	5 375% 15 Feb 2031	86/12/31-03/12/31	7/2/2003	913,564.06	937,211.85	(23,647.79)
180,000.00	UNITED STATES TREAS BDS	5 375% 15 Feb 2031	86/12/31-03/12/31	7/7/2003	197,873.44	202,802.03	(4,728.59)
55,000.00	UNITED STATES TREAS BDS	5 375% 15 Feb 2031	86/12/31-03/12/31	7/14/2003	60,706.25	61,668.75	(962.50)
355,000.00	UNITED STATES TREAS BDS	5 375% 15 Feb 2031	86/12/31-03/12/31	7/16/2003	378,241.41	398,037.26	(19,795.85)
705,000.00	UNITED STATES TREAS BDS	5 375% 15 Feb 2031	86/12/31-03/12/31	7/21/2003	735,403.13	790,413.44	(55,010.31)
320,000.00	UNITED STATES TREAS BDS	5 375% 15 Feb 2031	86/12/31-03/12/31	7/25/2003	333,200.00	354,862.65	(21,462.65)
450,000.00	UNITED STATES TREAS BDS	5 375% 15 Feb 2031	86/12/31-03/12/31	7/29/2003	458,156.25	460,652.34	(2,496.09)
170,000.00	UNITED STATES TREAS BDS	5 375% 15 Feb 2031	86/12/31-03/12/31	8/1/2003	170,371.88	174,090.63	(3,718.75)
160,000.00	UNITED STATES TREAS BDS	5 375% 15 Feb 2031	86/12/31-03/12/31	8/6/2003	160,687.50	159,833.28	854.22
820,000.00	UNITED STATES TREAS BDS	5 375% 15 Feb 2031	86/12/31-03/12/31	8/6/2003	837,168.75	826,802.43	10,366.32
260,000.00	UNITED STATES TREAS BDS	5 375% 15 Feb 2031	86/12/31-03/12/31	8/19/2003	260,893.75	265,935.19	(5,041.44)
90,000.00	UNITED STATES TREAS BDS	5 375% 15 Feb 2031	86/12/31-03/12/31	9/29/2003	95,175.00	95,681.25	(506.25)
115,000.00	UNITED STATES TREAS BDS	0 75% 10 Nov 2003	86/12/31-03/12/31	10/2/2003	122,548.88	123,589.06	(1,040.18)
205,000.00	UNITED STATES TREAS BDS	0 75% 10 Nov 2003	86/12/31-03/12/31	10/28/2003	211,021.88	218,923.44	(7,901.56)
130,000.00	UNITED STATES TREAS BDS	5 375% 15 Feb 2031	86/12/31-03/12/31	11/3/2003	133,290.62	138,206.25	(4,915.63)
1,030,000.00	UNITED STATES TREAS BDS	5 375% 15 Feb 2031	86/12/31-03/12/31	11/7/2003	1,044,323.44	1,093,150.32	(48,826.88)
50,000.00	UNITED STATES TREAS BDS	5 375% 15 Feb 2031	86/12/31-03/12/31	11/13/2003	51,929.69	52,398.79	(469.10)
60,000.00	UNITED STATES TREAS BDS	5 375% 15 Feb 2031	86/12/31-03/12/31	11/24/2003	62,756.25	62,542.18	214.07
535,000.00	UNITED STATES TREAS BDS	5 375% 15 Feb 2031	86/12/31-03/12/31	12/1/2003	550,318.55	557,095.81	(6,777.26)
85,000.00	UNITED STATES TREAS BDS	5 375% 15 Feb 2031	86/12/31-03/12/31	12/10/2003	87,722.68	88,509.38	(786.70)
50,000.00	UNITED STATES TREAS BDS	5 375% 15 Feb 2031	86/12/31-03/12/31	12/11/2003	51,921.88	51,843.28	78.60
535,000.00	UNITED STATES TREAS NTS	5 5% 15 May 2009	86/12/31-03/12/31	7/25/2003	598,865.62	599,701.56	(835.94)
925,000.00	UNITED STATES TREAS NTS	6% 15 Aug 2009	86/12/31-03/12/31	1/6/2003	1,060,714.84	1,080,631.55	(19,916.71)
75,000.00	UNITED STATES TREAS NTS	6% 15 Aug 2009	86/12/31-03/12/31	7/25/2003	86,006.84	86,507.81	(500.97)
445,000.00	UNITED STATES TREAS NTS	6 5% 15 Feb 2010	86/12/31-03/12/31	1/2/2003	525,551.95	521,803.64	3,748.31
220,000.00	UNITED STATES TREAS NTS	6 5% 15 Feb 2010	86/12/31-03/12/31	1/22/2003	259,926.58	257,957.79	1,968.77
620,000.00	UNITED STATES TREAS NTS	6 5% 15 Feb 2010	86/12/31-03/12/31	2/24/2003	739,059.38	728,033.97	13,025.41
440,000.00	UNITED STATES TREAS NTS	6 5% 15 Feb 2010	86/12/31-03/12/31	3/3/2003	528,773.44	516,027.51	12,745.93
320,000.00	UNITED STATES TREAS NTS	6 5% 15 Feb 2010	86/12/31-03/12/31	3/10/2003	388,325.00	375,169.38	13,155.62
850,000.00	UNITED STATES TREAS NTS	6 5% 15 Feb 2010	86/12/31-03/12/31	4/15/2003	1,004,128.91	996,801.63	7,327.28
115,000.00	UNITED STATES TREAS NTS	6 5% 15 Feb 2010	86/12/31-03/12/31	5/21/2003	140,951.37	139,361.13	1,590.24
155,000.00	UNITED STATES TREAS NTS	6 5% 15 Feb 2010	86/12/31-03/12/31	8/11/2003	179,800.00	167,420.50	(12,379.50)
45,000.00	UNITED STATES TREAS NTS	6 5% 15 Feb 2010	86/12/31-03/12/31	8/13/2003	51,851.56	54,401.68	(2,550.12)
1,000,000.00	UNITED STATES TREAS NTS	5 31905% 15 Feb 2001	86/12/31-03/12/31	9/10/2003	1,161,562.50	1,204,036.01	(42,473.51)
1,195,000.00	UNITED STATES TREAS NTS	5 31905% 15 Feb 2001	86/12/31-03/12/31	9/12/2003	1,396,656.25	1,439,751.97	(43,095.72)
195,000.00	UNITED STATES TREAS NTS	5 31905% 15 Feb 2001	86/12/31-03/12/31	9/15/2003	227,908.25	229,823.95	(1,915.70)
90,000.00	UNITED STATES TREAS NTS	5 75% 15 Aug 2010	86/12/31-03/12/31	9/18/2003	101,373.05	101,517.19	(144.14)
275,000.00	UNITED STATES TREAS NTS	5 75% 15 Aug 2010	86/12/31-03/12/31	11/4/2003	307,205.08	309,836.18	(2,631.10)
320,000.00	UNITED STATES TREAS NTS	5 75% 15 Aug 2010	86/12/31-03/12/31	11/13/2003	357,750.00	359,985.83	(2,235.83)
295,000.00	UNITED STATES TREAS NTS	5 75% 15 Aug 2010	86/12/31-03/12/31	11/18/2003	332,520.31	331,798.84	721.47
780,000.00	UNITED STATES TREAS NTS	5 75% 15 Aug 2010	86/12/31-03/12/31	12/17/2003	856,721.88	847,337.03	9,384.85
65,000.00	UNITED STATES TREAS NTS	4 625% 15 May 2006	86/12/31-03/12/31	4/30/2003	69,869.92	69,783.59	86.33
380,000.00	UNITED STATES TREAS NTS	5% 15 Aug 2011	86/12/31-03/12/31	2/14/2003	413,784.38	411,161.75	2,622.63
640,000.00	UNITED STATES TREAS NTS	5% 15 Aug 2011	86/12/31-03/12/31	2/14/2003	698,100.00	694,711.89	3,388.11
210,000.00	UNITED STATES TREAS NTS	5% 15 Aug 2011	86/12/31-03/12/31	2/19/2003	228,850.78	227,265.66	1,585.12
550,000.00	UNITED STATES TREAS NTS	5% 15 Aug 2011	86/12/31-03/12/31	3/11/2003	614,087.65	605,832.14	8,455.51
100,000.00	UNITED STATES TREAS NTS	5% 15 Aug 2011	86/12/31-03/12/31	3/18/2003	109,468.75	111,244.70	(1,775.95)
310,000.00	UNITED STATES TREAS NTS	5% 15 Aug 2011	86/12/31-03/12/31	4/23/2003	336,398.44	341,036.08	(4,637.64)
1,615,000.00	UNITED STATES TREAS NTS	5% 15 Aug 2011	86/12/31-03/12/31	5/9/2003	1,789,368.53	1,781,553.38	7,815.15
150,000.00	UNITED STATES TREAS NTS	3 5% 15 Nov 2006	86/12/31-03/12/31	2/25/2003	156,292.97	154,861.92	1,431.05
205,000.00	UNITED STATES TREAS NTS	3 5% 15 Nov 2006	86/12/31-03/12/31	4/14/2003	212,239.06	210,975.23	1,263.83
420,000.00	UNITED STATES TREAS NTS	3 5% 15 Nov 2006	86/12/31-03/12/31	5/19/2003	442,837.50	431,932.68	10,904.82
900,000.00	UNITED STATES TREAS NTS	3% 29 Feb 2004	86/12/31-03/12/31	1/28/2003	916,313.40	914,436.91	1,876.49
380,000.00	UNITED STATES TREAS NTS	5 625% 15 Feb 2006	86/12/31-03/12/31	2/25/2003	420,078.12	417,425.58	2,652.54
520,000.00	UNITED STATES TREAS NTS	5 625% 15 Feb 2006	86/12/31-03/12/31	5/19/2003	576,875.00	567,367.26	9,507.74
230,000.00	UNITED STATES TREAS NTS	3 25% 15 Aug 2007	86/12/31-03/12/31	4/21/2003	233,953.12	234,258.84	(305.72)
15,000.00	UNITED STATES TREAS NTS	3 25% 15 Aug 2007	86/12/31-03/12/31	6/11/2003	15,857.81	15,558.25	299.56
240,000.00	UNITED STATES TREAS NTS	3 25% 15 Aug 2007	86/12/31-03/12/31	6/17/2003	252,693.75	248,898.54	3,795.21
895,000.00	UNITED STATES TREAS NTS	3 25% 15 Aug 2007	86/12/31-03/12/31	6/27/2003	934,156.25	927,934.57	6,221.68

THE ROCKEFELLER FOUNDATION
EMPLOYEE ID NO 13-1659629
GAIN AND LOSSES ON TAXABLE INVESTMENTS
FOR YEAR 2003

Shares/Par Value	Security Name	Security Description	Date Bought	Date Sold	Proceeds	Cost	Realized Gain/Loss
170,000 00	UNITED STATES TREAS NTS	3% 15 Nov 2007	86/12/31-03/12/31	1/6/2003	169,760 84	168,220 21	1,540 73
175,000 00	UNITED STATES TREAS NTS	3% 15 Nov 2007	86/12/31-03/12/31	1/7/2003	175,082 03	175,047 85	34 18
125,000 00	UNITED STATES TREAS NTS	3% 15 Nov 2007	86/12/31-03/12/31	1/7/2003	125,058 59	123,692 03	1,366 56
3,965,000 00	UNITED STATES TREAS NTS	3% 15 Nov 2007	86/12/31-03/12/31	1/7/2003	3,967,478 13	3,955,002 88	12,475 25
175,000 00	UNITED STATES TREAS NTS	3% 15 Nov 2007	86/12/31-03/12/31	1/6/2003	175,264 17	175,047 85	216 32
270,000 00	UNITED STATES TREAS NTS	3% 15 Nov 2007	86/12/31-03/12/31	1/9/2003	268,512 89	270,073 83	(1,560 94)
3,700,000 00	UNITED STATES TREAS NTS	3% 15 Nov 2007	86/12/31-03/12/31	1/10/2003	3,676,875 00	3,701,735 71	(24,860 71)
20,000 00	UNITED STATES TREAS NTS	3% 15 Nov 2007	86/12/31-03/12/31	1/10/2003	19,684 38	20,005 47	(121 09)
3,700,000 00	UNITED STATES TREAS NTS	3% 15 Nov 2007	86/12/31-03/12/31	1/14/2003	3,693,062 50	3,676,360 27	16,702 23
3,785,000 00	UNITED STATES TREAS NTS	3% 15 Nov 2007	86/12/31-03/12/31	1/21/2003	3,806,859 38	3,786,230 53	20,628 85
1,330,000 00	UNITED STATES TREAS NTS	3% 15 Nov 2007	86/12/31-03/12/31	1/22/2003	1,335,714 84	1,333,973 08	1,741 76
2,465,000 00	UNITED STATES TREAS NTS	3% 15 Nov 2007	86/12/31-03/12/31	1/23/2003	2,475,784 38	2,472,363 83	3,420 75
2,730,000 00	UNITED STATES TREAS NTS	3% 15 Nov 2007	86/12/31-03/12/31	1/28/2003	2,741,090 63	2,740,834 75	255 88
1,090,000 00	UNITED STATES TREAS NTS	3% 15 Nov 2007	86/12/31-03/12/31	1/30/2003	1,093,065 62	1,094,278 05	(1,212 43)
490,000 00	UNITED STATES TREAS NTS	3% 15 Nov 2007	86/12/31-03/12/31	1/30/2003	490,861 33	491,923 16	(1,061 83)
2,000,000 00	UNITED STATES TREAS NTS	3% 15 Nov 2007	86/12/31-03/12/31	2/4/2003	2,007,500 00	2,006,588 66	911 34
2,235,000 00	UNITED STATES TREAS NTS	3% 15 Nov 2007	86/12/31-03/12/31	2/6/2003	2,242,682 81	2,242,195 41	487 40
2,435,000 00	UNITED STATES TREAS NTS	3% 15 Nov 2007	86/12/31-03/12/31	2/11/2003	2,443,370 31	2,442,589 59	780 72
585,000 00	UNITED STATES TREAS NTS	3% 15 Nov 2007	86/12/31-03/12/31	2/12/2003	588,244 92	586,819 15	1,425 77
2,480,000 00	UNITED STATES TREAS NTS	3% 15 Nov 2007	86/12/31-03/12/31	2/13/2003	2,486,521 88	2,488,091 74	(1,569 86)
20,000 00	UNITED STATES TREAS NTS	4% 15 Nov 2012	86/12/31-03/12/31	1/2/2003	19,918 75	20,328 12	(409 37)
110,000 00	UNITED STATES TREAS NTS	4% 15 Nov 2012	86/12/31-03/12/31	1/6/2003	109,501 56	111,802 74	(2,301 18)
530,000 00	UNITED STATES TREAS NTS	4% 15 Nov 2012	86/12/31-03/12/31	1/7/2003	529,254 69	538,684 01	(9,429 32)
70,000 00	UNITED STATES TREAS NTS	4% 15 Nov 2012	86/12/31-03/12/31	1/7/2003	69,825 00	69,833 74	(8 74)
190,000 00	UNITED STATES TREAS NTS	4% 15 Nov 2012	86/12/31-03/12/31	1/7/2003	190,059 38	189,548 71	510 67
1,990,000 00	UNITED STATES TREAS NTS	4% 15 Nov 2012	86/12/31-03/12/31	1/7/2003	1,988,288 75	1,994,708 84	(6,420 09)
260,000 00	UNITED STATES TREAS NTS	4% 15 Nov 2012	86/12/31-03/12/31	1/6/2003	260,032 48	259,382 45	650 03
2,275,000 00	UNITED STATES TREAS NTS	4% 15 Nov 2012	86/12/31-03/12/31	1/10/2003	2,248,695 31	2,267,262 06	(18,566 75)
2,275,000 00	UNITED STATES TREAS NTS	4% 15 Nov 2012	86/12/31-03/12/31	1/14/2003	2,255,804 69	2,248,217 70	7,586 99
115,000 00	UNITED STATES TREAS NTS	4% 15 Nov 2012	86/12/31-03/12/31	1/15/2003	114,407 03	113,944 09	462 94
2,510,000 00	UNITED STATES TREAS NTS	4% 15 Nov 2012	86/12/31-03/12/31	1/21/2003	2,511,568 75	2,487,855 36	23,709 39
375,000 00	UNITED STATES TREAS NTS	4% 15 Nov 2012	86/12/31-03/12/31	1/22/2003	376,875 00	375,155 28	1,719 72
120,000 00	UNITED STATES TREAS NTS	4% 15 Nov 2012	86/12/31-03/12/31	1/23/2003	120,800 00	120,546 83	253 17
330,000 00	UNITED STATES TREAS NTS	4% 15 Nov 2012	86/12/31-03/12/31	1/23/2003	331,907 81	330,138 65	1,771 16
945,000 00	UNITED STATES TREAS NTS	4% 15 Nov 2012	86/12/31-03/12/31	1/23/2003	948,543 75	945,391 32	3,152 43
840,000 00	UNITED STATES TREAS NTS	4% 15 Nov 2012	86/12/31-03/12/31	1/23/2003	844,593 75	840,347 84	4,245 91
30,000 00	UNITED STATES TREAS NTS	4% 15 Nov 2012	86/12/31-03/12/31	1/23/2003	30,082 03	30,058 20	23 83
235,000 00	UNITED STATES TREAS NTS	4% 15 Nov 2012	86/12/31-03/12/31	1/24/2003	236,762 50	235,759 01	1,003 49
235,000 00	UNITED STATES TREAS NTS	4% 15 Nov 2012	86/12/31-03/12/31	1/27/2003	236,934 86	235,759 01	1,175 85
610,000 00	UNITED STATES TREAS NTS	4% 15 Nov 2012	86/12/31-03/12/31	1/28/2003	608,046 88	612,829 47	(3,782 59)
680,000 00	UNITED STATES TREAS NTS	4% 15 Nov 2012	86/12/31-03/12/31	1/28/2003	680,637 50	681,037 95	(400 45)
610,000 00	UNITED STATES TREAS NTS	4% 15 Nov 2012	86/12/31-03/12/31	1/28/2003	608,922 30	609,207 58	(285 28)
70,000 00	UNITED STATES TREAS NTS	4% 15 Nov 2012	86/12/31-03/12/31	1/30/2003	70,032 81	69,890 63	142 18
100,000 00	UNITED STATES TREAS NTS	4% 15 Nov 2012	86/12/31-03/12/31	2/5/2003	99,863 28	100,012 48	(149 20)
90,000 00	UNITED STATES TREAS NTS	4% 15 Nov 2012	86/12/31-03/12/31	2/5/2003	90,091 41	90,086 65	4 76
90,000 00	UNITED STATES TREAS NTS	4% 15 Nov 2012	86/12/31-03/12/31	2/5/2003	90,358 59	90,210 84	147 65
410,000 00	UNITED STATES TREAS NTS	4% 15 Nov 2012	86/12/31-03/12/31	2/6/2003	410,000 00	411,465 82	(1,465 82)
205,000 00	UNITED STATES TREAS NTS	4% 15 Nov 2012	86/12/31-03/12/31	2/14/2003	206,377 34	205,518 75	858 59
535,000 00	UNITED STATES TREAS NTS	4% 15 Nov 2012	86/12/31-03/12/31	4/1/2003	542,941 41	545,596 36	(2,654 95)
445,000 00	UNITED STATES TREAS NTS	4% 15 Nov 2012	86/12/31-03/12/31	4/6/2003	446,529 69	458,932 88	(12,403 18)
60,000 00	UNITED STATES TREAS NTS	4% 15 Nov 2012	86/12/31-03/12/31	4/14/2003	59,953 12	62,144 07	(2,190 95)
55,000 00	UNITED STATES TREAS NTS	4% 15 Nov 2012	86/12/31-03/12/31	5/21/2003	57,934 77	57,812 50	122 27
535,000 00	UNITED STATES TREAS NTS	4% 15 Nov 2012	86/12/31-03/12/31	5/29/2003	564,425 00	559,707 03	4,717 97
510,000 00	UNITED STATES TREAS NTS	4% 15 Nov 2012	86/12/31-03/12/31	6/11/2003	548,018 75	532,819 98	15,198 77
640,000 00	UNITED STATES TREAS NTS	4% 15 Nov 2012	86/12/31-03/12/31	8/5/2003	624,650 00	664,100 05	(39,450 05)
1,225,000 00	UNITED STATES TREAS NTS	4% 15 Nov 2012	86/12/31-03/12/31	8/6/2003	1,200,882 81	1,225,952 11	(25,069 30)
875,000 00	UNITED STATES TREAS NTS	4% 15 Nov 2012	86/12/31-03/12/31	8/8/2003	865,976 56	867,306 84	(1,330 28)
180,000 00	UNITED STATES TREAS NTS	4% 15 Nov 2012	86/12/31-03/12/31	8/13/2003	172,898 44	178,419 26	(5,520 82)
505,000 00	UNITED STATES TREAS NTS	4% 15 Nov 2012	86/12/31-03/12/31	8/14/2003	485,431 25	499,974 74	(14,543 49)
410,000 00	UNITED STATES TREAS NTS	4% 15 Nov 2012	86/12/31-03/12/31	8/29/2003	397,187 50	405,370 53	(8,183 03)
1,150,000 00	UNITED STATES TREAS NTS	4% 15 Nov 2012	86/12/31-03/12/31	11/13/2003	1,134,187 50	1,137,795 88	(3,608 38)
480,000 00	UNITED STATES TREAS NTS	1 625% 31 Jan 2005	86/12/31-03/12/31	5/14/2003	482,325 00	480,803 60	1,521 40
745,000 00	UNITED STATES TREAS NTS	3% 15 Feb 2008	86/12/31-03/12/31	2/20/2003	751,169 53	748,968 37	2,201 16
1,085,000 00	UNITED STATES TREAS NTS	3% 15 Feb 2008	86/12/31-03/12/31	2/27/2003	1,097,933 20	1,095,890 62	2,042 58
165,000 00	UNITED STATES TREAS NTS	3% 15 Feb 2008	86/12/31-03/12/31	3/3/2003	167,784 38	166,901 86	882 52
240,000 00	UNITED STATES TREAS NTS	3% 15 Feb 2008	86/12/31-03/12/31	3/6/2003	244,650 00	242,782 03	1,867 97
110,000 00	UNITED STATES TREAS NTS	3% 15 Feb 2008	86/12/31-03/12/31	3/14/2003	111,443 75	111,259 32	184 43
3,415,000 00	UNITED STATES TREAS NTS	3% 15 Feb 2008	86/12/31-03/12/31	3/17/2003	3,441,879 69	3,466,629 10	(24,749 41)
3,195,000 00	UNITED STATES TREAS NTS	3% 15 Feb 2008	86/12/31-03/12/31	3/20/2003	3,197,995 31	3,219,395 26	(21,399 95)
220,000 00	UNITED STATES TREAS NTS	3% 15 Feb 2008	86/12/31-03/12/31	3/20/2003	220,000 00	221,879 80	(1,879 80)
1,080,000 00	UNITED STATES TREAS NTS	3% 15 Feb 2008	86/12/31-03/12/31	3/21/2003	1,079,662 50	1,080,662 85	(1,000 35)
720,000 00	UNITED STATES TREAS NTS	3% 15 Feb 2008	86/12/31-03/12/31	3/21/2003	720,000 00	720,441 90	(441 90)
1,800,000 00	UNITED STATES TREAS NTS	3% 15 Feb 2008	86/12/31-03/12/31	3/24/2003	1,802,554 34	1,801,488 42	1,065 92
2,410,000 00	UNITED STATES TREAS NTS	3% 15 Feb 2008	86/12/31-03/12/31	3/25/2003	2,417,531 25	2,415,998 81	1,532 44
2,410,000 00	UNITED STATES TREAS NTS	3% 15 Feb 2008	86/12/31-03/12/31	3/27/2003	2,425,062 50	2,417,212 85	7,849 65
2,410,000 00	UNITED STATES TREAS NTS	3% 15 Feb 2008	86/12/31-03/12/31	4/1/2003	2,440,125 00	2,424,317 35	15,807 65
1,490,000 00	UNITED STATES TREAS NTS	3% 15 Feb 2008	86/12/31-03/12/31	4/3/2003	1,500,010 94	1,508,411 69	(8,400 75)
920,000 00	UNITED STATES TREAS NTS	3% 15 Feb 2008	86/12/31-03/12/31	4/4/2003	927,475 00	931,368 29	(3,893 29)
1,250,000 00	UNITED STATES TREAS NTS	3% 15 Feb 2008	86/12/31-03/12/31	4/23/2003	1,253,222 66	1,253,132 99	89 67
125,000 00	UNITED STATES TREAS NTS	3% 15 Feb 2008	86/12/31-03/12/31	4/29/2003	125,820 31	125,742 19	78 12
515,000 00	UNITED STATES TREAS NTS	3% 15 Feb 2008	86/12/31-03/12/31	5/8/2003	525,662 11	524,736 72	925 39
145,000 00	UNITED STATES TREAS NTS	3% 15 Feb 2008	86/12/31-03/12/31	5/14/2003	148,930 86	147,741 41	1,189 45
3,185,000 00	UNITED STATES TREAS NTS	3% 15 Feb 2008	86/12/31-03/12/31	5/15/2003	3,260,146 09	3,226,518 40	33,627 69
140,000 00	UNITED STATES TREAS NTS	3 875% 15 Feb 2013	86/12/31-03/12/31	2/19/2003	139,956 25	139,243 47	712 78
265,000 00	UNITED STATES TREAS NTS	3 875% 15 Feb 2013	86/12/31-03/12/31	2/19/2003	264,503 12	263,588 01	915 11

THE ROCKEFELLER FOUNDATION
EMPLOYEE ID NO 13-1859629
GAIN AND LOSSES ON TAXABLE INVESTMENTS
FOR YEAR 2003

Shares/Par Value	Security Name	Security Description	Date Bought	Date Sold	Proceeds	Cost	Realized Gain/Loss
495,000.00	UNITED STATES TREAS NTS	3 875% 15 Feb 2013	86/12/31-03/12/31	2/25/2003	497,939.06	492,328.88	5,610.20
65,000.00	UNITED STATES TREAS NTS	3 875% 15 Feb 2013	86/12/31-03/12/31	3/5/2003	68,371.09	68,036.29	334.80
465,000.00	UNITED STATES TREAS NTS	3 875% 15 Feb 2013	86/12/31-03/12/31	3/7/2003	474,300.00	474,807.82	(307.82)
200,000.00	UNITED STATES TREAS NTS	3 875% 15 Feb 2013	86/12/31-03/12/31	3/11/2003	205,187.50	205,000.00	187.50
310,000.00	UNITED STATES TREAS NTS	3 875% 15 Feb 2013	86/12/31-03/12/31	3/11/2003	318,040.62	317,750.00	290.62
100,000.00	UNITED STATES TREAS NTS	3 875% 15 Feb 2013	86/12/31-03/12/31	3/11/2003	102,500.00	102,171.87	328.13
1,415,000.00	UNITED STATES TREAS NTS	3 875% 15 Feb 2013	86/12/31-03/12/31	3/20/2003	1,403,060.94	1,409,238.91	(6,177.97)
2,300,000.00	UNITED STATES TREAS NTS	3 875% 15 Feb 2013	86/12/31-03/12/31	3/25/2003	2,285,825.00	2,270,531.08	15,093.92
3,050,000.00	UNITED STATES TREAS NTS	3 875% 15 Feb 2013	86/12/31-03/12/31	3/27/2003	3,038,562.50	3,032,957.05	5,605.45
20,000.00	UNITED STATES TREAS NTS	3 875% 15 Feb 2013	86/12/31-03/12/31	3/31/2003	20,093.75	19,915.98	177.79
40,000.00	UNITED STATES TREAS NTS	3 875% 15 Feb 2013	86/12/31-03/12/31	3/31/2003	40,231.25	39,831.93	399.32
240,000.00	UNITED STATES TREAS NTS	3 875% 15 Feb 2013	86/12/31-03/12/31	3/31/2003	241,387.50	238,991.56	2,395.94
560,000.00	UNITED STATES TREAS NTS	3 875% 15 Feb 2013	86/12/31-03/12/31	3/31/2003	561,575.00	557,648.98	3,926.02
880,000.00	UNITED STATES TREAS NTS	3 875% 15 Feb 2013	86/12/31-03/12/31	4/1/2003	884,759.93	856,388.43	8,373.50
2,190,000.00	UNITED STATES TREAS NTS	3 875% 15 Feb 2013	86/12/31-03/12/31	4/1/2003	2,202,318.75	2,189,249.06	13,069.69
785,000.00	UNITED STATES TREAS NTS	3 875% 15 Feb 2013	86/12/31-03/12/31	4/2/2003	781,075.00	786,640.04	(5,565.04)
30,000.00	UNITED STATES TREAS NTS	3 875% 15 Feb 2013	86/12/31-03/12/31	4/7/2003	29,648.44	29,735.16	(86.72)
30,000.00	UNITED STATES TREAS NTS	3 875% 15 Feb 2013	86/12/31-03/12/31	4/7/2003	29,815.63	29,864.28	(248.63)
950,000.00	UNITED STATES TREAS NTS	3 875% 15 Feb 2013	86/12/31-03/12/31	4/25/2003	949,257.81	943,811.33	5,446.48
115,000.00	UNITED STATES TREAS NTS	3 875% 15 Feb 2013	86/12/31-03/12/31	4/30/2003	115,134.77	114,928.12	206.65
380,000.00	UNITED STATES TREAS NTS	3 875% 15 Feb 2013	86/12/31-03/12/31	5/7/2003	384,512.50	379,782.50	4,730.00
655,000.00	UNITED STATES TREAS NTS	3 875% 15 Feb 2013	86/12/31-03/12/31	5/20/2003	677,413.28	653,553.91	23,859.37
4,380,000.00	UNITED STATES TREAS NTS	1 625% 30 Apr 2005	86/12/31-03/12/31	5/20/2003	4,367,931.25	4,376,273.04	(11,581.21)
985,000.00	UNITED STATES TREAS NTS	1 625% 30 Apr 2005	86/12/31-03/12/31	5/27/2003	970,352.73	971,785.18	(1,432.43)
1,190,000.00	UNITED STATES TREAS NTS	1 625% 30 Apr 2005	86/12/31-03/12/31	5/28/2003	1,197,084.07	1,197,032.42	51.65
1,575,000.00	UNITED STATES TREAS NTS	1 625% 30 Apr 2005	86/12/31-03/12/31	6/19/2003	1,588,965.82	1,583,425.51	5,540.31
2,075,000.00	UNITED STATES TREAS NTS	2% 15 May 2006	86/12/31-03/12/31	5/6/2003	2,081,432.50	2,074,460.50	6,972.00
1,040,000.00	UNITED STATES TREAS NTS	2% 15 May 2006	86/12/31-03/12/31	5/14/2003	1,047,718.75	1,045,850.00	1,868.75
525,000.00	UNITED STATES TREAS NTS	2% 15 May 2006	86/12/31-03/12/31	5/29/2003	531,398.44	531,808.59	(410.15)
880,000.00	UNITED STATES TREAS NTS	2% 15 May 2006	86/12/31-03/12/31	7/24/2003	880,537.50	865,981.64	14,555.86
1,075,000.00	UNITED STATES TREAS NTS	2 825% 15 May 2008	86/12/31-03/12/31	5/8/2003	1,077,099.61	1,072,248.00	4,851.61
500,000.00	UNITED STATES TREAS NTS	2 825% 15 May 2008	86/12/31-03/12/31	5/9/2003	499,531.25	500,000.00	(468.75)
1,015,000.00	UNITED STATES TREAS NTS	2 825% 15 May 2008	86/12/31-03/12/31	5/13/2003	1,017,537.50	1,016,878.66	658.84
1,305,000.00	UNITED STATES TREAS NTS	2 825% 15 May 2008	86/12/31-03/12/31	5/14/2003	1,310,607.42	1,307,863.82	2,743.60
1,350,000.00	UNITED STATES TREAS NTS	2 825% 15 May 2008	86/12/31-03/12/31	5/14/2003	1,355,800.78	1,350,632.81	5,167.97
970,000.00	UNITED STATES TREAS NTS	2 825% 15 May 2008	86/12/31-03/12/31	5/16/2003	978,260.18	974,167.97	4,092.19
770,000.00	UNITED STATES TREAS NTS	2 825% 15 May 2008	86/12/31-03/12/31	5/22/2003	781,249.22	780,232.81	1,016.41
325,000.00	UNITED STATES TREAS NTS	2 825% 15 May 2008	86/12/31-03/12/31	5/29/2003	330,255.88	326,396.48	3,859.38
810,000.00	UNITED STATES TREAS NTS	2 825% 15 May 2008	86/12/31-03/12/31	6/3/2003	822,846.09	820,089.84	2,756.25
410,000.00	UNITED STATES TREAS NTS	2 825% 15 May 2008	86/12/31-03/12/31	6/10/2003	420,282.03	416,510.62	3,771.41
715,000.00	UNITED STATES TREAS NTS	2 825% 15 May 2008	86/12/31-03/12/31	6/10/2003	732,204.69	726,178.10	6,026.59
330,000.00	UNITED STATES TREAS NTS	2 825% 15 May 2008	86/12/31-03/12/31	6/11/2003	338,610.94	334,658.46	3,952.48
645,000.00	UNITED STATES TREAS NTS	2 825% 15 May 2008	86/12/31-03/12/31	6/11/2003	681,828.91	654,861.16	6,767.75
365,000.00	UNITED STATES TREAS NTS	2 825% 15 May 2008	86/12/31-03/12/31	6/11/2003	374,010.94	368,863.94	7,147.00
1,420,000.00	UNITED STATES TREAS NTS	2 825% 15 May 2008	86/12/31-03/12/31	7/1/2003	1,431,315.62	1,437,399.99	(6,084.37)
825,000.00	UNITED STATES TREAS NTS	2 825% 15 May 2008	86/12/31-03/12/31	7/2/2003	832,412.11	832,798.32	(386.21)
200,000.00	UNITED STATES TREAS NTS	2 825% 15 May 2008	86/12/31-03/12/31	7/14/2003	201,359.38	201,781.25	(421.87)
815,000.00	UNITED STATES TREAS NTS	2 825% 15 May 2008	86/12/31-03/12/31	7/15/2003	817,037.50	822,084.66	(5,057.16)
900,000.00	UNITED STATES TREAS NTS	2 825% 15 May 2008	86/12/31-03/12/31	7/16/2003	892,265.82	903,996.09	(11,730.27)
285,000.00	UNITED STATES TREAS NTS	2 825% 15 May 2008	86/12/31-03/12/31	7/16/2003	282,728.91	287,449.29	(4,720.38)
740,000.00	UNITED STATES TREAS NTS	2 825% 15 May 2008	86/12/31-03/12/31	7/17/2003	733,409.38	742,002.35	(8,592.97)
585,000.00	UNITED STATES TREAS NTS	2 825% 15 May 2008	86/12/31-03/12/31	7/23/2003	577,504.69	586,257.81	(8,753.12)
135,000.00	UNITED STATES TREAS NTS	2 825% 15 May 2008	86/12/31-03/12/31	7/23/2003	133,185.94	135,316.40	(2,130.46)
250,000.00	UNITED STATES TREAS NTS	2 825% 15 May 2008	86/12/31-03/12/31	7/23/2003	246,914.06	248,677.38	(1,763.32)
1,550,000.00	UNITED STATES TREAS NTS	2 825% 15 May 2008	86/12/31-03/12/31	7/30/2003	1,510,516.85	1,534,160.85	(23,644.00)
2,000,000.00	UNITED STATES TREAS NTS	2 825% 15 May 2008	86/12/31-03/12/31	7/31/2003	1,940,625.00	1,973,475.79	(32,850.79)
255,000.00	UNITED STATES TREAS NTS	2 825% 15 May 2008	86/12/31-03/12/31	7/31/2003	248,348.09	251,418.36	(3,072.27)
1,250,000.00	UNITED STATES TREAS NTS	2 825% 15 May 2008	86/12/31-03/12/31	8/1/2003	1,211,523.44	1,228,373.44	(16,850.00)
180,000.00	UNITED STATES TREAS NTS	2 825% 15 May 2008	86/12/31-03/12/31	8/1/2003	174,788.75	177,089.06	(2,300.31)
195,000.00	UNITED STATES TREAS NTS	2 825% 15 May 2008	86/12/31-03/12/31	8/1/2003	189,332.81	191,587.50	(2,254.69)
95,000.00	UNITED STATES TREAS NTS	2 825% 15 May 2008	86/12/31-03/12/31	8/1/2003	92,179.69	93,412.89	(1,233.20)
1,330,000.00	UNITED STATES TREAS NTS	2 825% 15 May 2008	86/12/31-03/12/31	8/4/2003	1,296,957.81	1,306,080.55	(9,102.74)
20,000.00	UNITED STATES TREAS NTS	2 825% 15 May 2008	86/12/31-03/12/31	8/8/2003	19,496.88	19,632.81	(135.93)
2,220,000.00	UNITED STATES TREAS NTS	2 825% 15 May 2008	86/12/31-03/12/31	8/7/2003	2,172,988.44	2,176,251.56	(3,263.12)
845,000.00	UNITED STATES TREAS NTS	2 825% 15 May 2008	86/12/31-03/12/31	8/7/2003	825,066.41	822,532.03	2,534.38
295,000.00	UNITED STATES TREAS NTS	3 625% 15 May 2013	86/12/31-03/12/31	5/9/2003	292,879.69	293,165.10	(285.41)
85,000.00	UNITED STATES TREAS NTS	3 625% 15 May 2013	86/12/31-03/12/31	5/12/2003	84,827.34	84,471.30	356.04
85,000.00	UNITED STATES TREAS NTS	3 625% 15 May 2013	86/12/31-03/12/31	5/14/2003	85,497.66	84,595.70	901.96
125,000.00	UNITED STATES TREAS NTS	3 625% 15 May 2013	86/12/31-03/12/31	5/15/2003	126,074.22	125,898.44	175.78
170,000.00	UNITED STATES TREAS NTS	3 625% 15 May 2013	86/12/31-03/12/31	5/15/2003	171,328.12	171,221.87	106.25
50,000.00	UNITED STATES TREAS NTS	3 625% 15 May 2013	86/12/31-03/12/31	5/16/2003	50,638.67	50,671.87	(33.20)
1,410,000.00	UNITED STATES TREAS NTS	3 625% 15 May 2013	86/12/31-03/12/31	5/16/2003	1,430,048.44	1,410,682.09	19,366.35
10,000.00	UNITED STATES TREAS NTS	3 625% 15 May 2013	86/12/31-03/12/31	5/20/2003	10,195.31	10,134.38	60.93
525,000.00	UNITED STATES TREAS NTS	3 625% 15 May 2013	86/12/31-03/12/31	5/29/2003	535,335.94	539,458.59	(4,122.65)
65,000.00	UNITED STATES TREAS NTS	3 625% 15 May 2013	86/12/31-03/12/31	6/3/2003	66,513.28	66,432.03	81.25
125,000.00	UNITED STATES TREAS NTS	3 625% 15 May 2013	86/12/31-03/12/31	6/4/2003	128,535.16	128,261.72	273.44
95,000.00	UNITED STATES TREAS NTS	3 625% 15 May 2013	86/12/31-03/12/31	6/5/2003	97,746.09	97,478.90	267.19
635,000.00	UNITED STATES TREAS NTS	3 625% 15 May 2013	86/12/31-03/12/31	6/11/2003	658,217.19	656,860.61	1,356.58
125,000.00	UNITED STATES TREAS NTS	3 625% 15 May 2013	86/12/31-03/12/31	6/11/2003	129,843.75	127,786.33	2,057.42
2,235,000.00	UNITED STATES TREAS NTS	3 625% 15 May 2013	86/12/31-03/12/31	7/3/2003	2,234,301.56	2,274,764.32	(40,462.76)
180,000.00	UNITED STATES TREAS NTS	3 625% 15 May 2013	86/12/31-03/12/31	7/8/2003	178,495.31	178,395.09	100.22
2,235,000.00	UNITED STATES TREAS NTS	3 625% 15 May 2013	86/12/31-03/12/31	7/8/2003	2,218,142.19	2,233,873.72	(17,731.53)
180,000.00	UNITED STATES TREAS NTS	3 625% 15 May 2013	86/12/31-03/12/31	7/9/2003	178,917.58	178,987.50	(69.92)
2,055,000.00	UNITED STATES TREAS NTS	3 625% 15 May 2013	86/12/31-03/12/31	7/11/2003	2,051,146.88	2,050,753.49	393.39
755,000.00	UNITED STATES TREAS NTS	3 625% 15 May 2013	86/12/31-03/12/31	7/14/2003	753,820.31	754,601.57	(781.26)

THE ROCKEFELLER FOUNDATION
EMPLOYEE ID NO 13-1659629
GAIN AND LOSSES ON TAXABLE INVESTMENTS
FOR YEAR 2003

Shares/Par Value	Security Name	Security Description	Date Bought	Date Sold	Proceeds	Cost	Realized Gain/Loss
200,000.00	UNITED STATES TREAS NTS	3 625% 15 May 2013	86/12/31-03/12/31	7/14/2003	198,718.75	200,000.00	(1,281.25)
45,000.00	UNITED STATES TREAS NTS	3 625% 15 May 2013	86/12/31-03/12/31	7/15/2003	43,903.12	44,970.14	(1,067.02)
890,000.00	UNITED STATES TREAS NTS	3 625% 15 May 2013	86/12/31-03/12/31	7/16/2003	888,584.38	882,070.85	(13,486.47)
365,000.00	UNITED STATES TREAS NTS	3 625% 15 May 2013	86/12/31-03/12/31	7/16/2003	355,589.84	362,201.67	(6,611.83)
660,000.00	UNITED STATES TREAS NTS	3 625% 15 May 2013	86/12/31-03/12/31	7/22/2003	632,259.38	648,957.38	(16,698.00)
450,000.00	UNITED STATES TREAS NTS	3 625% 15 May 2013	86/12/31-03/12/31	7/22/2003	429,574.22	445,997.20	(16,422.98)
490,000.00	UNITED STATES TREAS NTS	3 625% 15 May 2013	86/12/31-03/12/31	7/22/2003	470,400.00	475,885.49	(5,285.49)
50,000.00	UNITED STATES TREAS NTS	3 625% 15 May 2013	86/12/31-03/12/31	7/22/2003	47,843.75	48,541.15	(697.40)
230,000.00	UNITED STATES TREAS NTS	3 625% 15 May 2013	86/12/31-03/12/31	7/23/2003	221,231.25	223,217.19	(1,985.94)
480,000.00	UNITED STATES TREAS NTS	3 625% 15 May 2013	86/12/31-03/12/31	7/23/2003	462,450.00	464,225.77	(1,775.77)
50,000.00	UNITED STATES TREAS NTS	3 625% 15 May 2013	86/12/31-03/12/31	7/23/2003	48,125.00	48,523.44	(398.44)
190,000.00	UNITED STATES TREAS NTS	3 625% 15 May 2013	86/12/31-03/12/31	7/24/2003	181,746.88	182,690.63	(943.75)
175,000.00	UNITED STATES TREAS NTS	3 625% 15 May 2013	86/12/31-03/12/31	7/25/2003	167,207.03	167,398.44	(191.41)
1,800,000.00	UNITED STATES TREAS NTS	3 625% 15 May 2013	86/12/31-03/12/31	7/25/2003	1,723,500.00	1,721,983.28	1,536.72
500,000.00	UNITED STATES TREAS NTS	3 625% 15 May 2013	86/12/31-03/12/31	7/28/2003	473,750.00	478,246.87	(4,496.87)
295,000.00	UNITED STATES TREAS NTS	3 625% 15 May 2013	86/12/31-03/12/31	7/29/2003	278,590.62	281,632.82	(3,042.20)
385,000.00	UNITED STATES TREAS NTS	3 625% 15 May 2013	86/12/31-03/12/31	7/29/2003	363,524.22	367,815.63	(4,291.41)
750,000.00	UNITED STATES TREAS NTS	3 625% 15 May 2013	86/12/31-03/12/31	7/29/2003	703,242.19	714,987.49	(11,745.30)
800,000.00	UNITED STATES TREAS NTS	3 625% 15 May 2013	86/12/31-03/12/31	7/29/2003	760,750.00	759,000.00	1,750.00
300,000.00	UNITED STATES TREAS NTS	3 625% 15 May 2013	86/12/31-03/12/31	8/1/2003	279,375.00	284,625.00	(5,250.00)
50,000.00	UNITED STATES TREAS NTS	3 625% 15 May 2013	86/12/31-03/12/31	8/1/2003	46,750.00	47,437.50	(687.50)
275,000.00	UNITED STATES TREAS NTS	3 625% 15 May 2013	86/12/31-03/12/31	8/1/2003	255,621.09	260,906.25	(5,285.16)
250,000.00	UNITED STATES TREAS NTS	3 625% 15 May 2013	86/12/31-03/12/31	8/1/2003	232,773.44	237,187.50	(4,414.06)
800,000.00	UNITED STATES TREAS NTS	3 625% 15 May 2013	86/12/31-03/12/31	8/1/2003	559,031.25	567,851.55	(8,820.30)
115,000.00	UNITED STATES TREAS NTS	3 625% 15 May 2013	86/12/31-03/12/31	8/4/2003	108,171.88	108,165.83	6.25
1,215,000.00	UNITED STATES TREAS NTS	3 625% 15 May 2013	86/12/31-03/12/31	8/5/2003	1,146,276.56	1,153,110.94	(6,834.38)
50,000.00	UNITED STATES TREAS NTS	3 625% 15 May 2013	86/12/31-03/12/31	8/5/2003	48,000.00	47,684.06	335.94
105,000.00	UNITED STATES TREAS NTS	3 625% 15 May 2013	86/12/31-03/12/31	8/8/2003	100,865.63	100,094.53	771.10
130,000.00	UNITED STATES TREAS NTS	3 625% 15 May 2013	86/12/31-03/12/31	8/8/2003	124,821.88	123,928.57	993.31
2,085,000.00	UNITED STATES TREAS NTS	1 25% 31 May 2005	86/12/31-03/12/31	6/19/2003	2,088,502.15	2,081,018.59	7,483.56
530,000.00	UNITED STATES TREAS NTS	1 125% 30 Jun 2005	86/12/31-03/12/31	8/11/2003	524,182.42	526,573.02	(2,390.60)
2,155,000.00	UNITED STATES TREAS NTS	1 5% 31 Jul 2005	86/12/31-03/12/31	8/13/2003	2,143,214.84	2,146,867.58	(3,652.74)
2,210,000.00	UNITED STATES TREAS NTS	1 5% 31 Jul 2005	86/12/31-03/12/31	8/26/2003	2,190,861.40	2,195,842.19	(4,980.79)
980,000.00	UNITED STATES TREAS NTS	1 5% 31 Jul 2005	86/12/31-03/12/31	8/27/2003	971,295.15	973,721.88	(2,426.73)
1,060,000.00	UNITED STATES TREAS NTS	1 5% 31 Jul 2005	86/12/31-03/12/31	8/27/2003	1,051,304.69	1,053,209.37	(1,904.68)
350,000.00	UNITED STATES TREAS NTS	2 375% 15 Aug 2006	86/12/31-03/12/31	12/3/2003	349,398.44	348,585.38	813.06
795,000.00	UNITED STATES TREAS NTS	3 25% 15 Aug 2008	86/12/31-03/12/31	8/20/2003	791,428.71	789,847.53	1,581.18
770,000.00	UNITED STATES TREAS NTS	3 25% 15 Aug 2008	86/12/31-03/12/31	8/26/2003	759,171.88	765,371.84	(6,199.96)
400,000.00	UNITED STATES TREAS NTS	3 25% 15 Aug 2008	86/12/31-03/12/31	8/28/2003	396,812.50	397,062.50	(250.00)
665,000.00	UNITED STATES TREAS NTS	3 25% 15 Aug 2008	86/12/31-03/12/31	8/28/2003	657,518.75	656,531.64	987.11
700,000.00	UNITED STATES TREAS NTS	3 25% 15 Aug 2008	86/12/31-03/12/31	8/28/2003	692,234.38	692,164.06	70.32
770,000.00	UNITED STATES TREAS NTS	3 25% 15 Aug 2008	86/12/31-03/12/31	9/2/2003	759,412.50	761,999.22	(2,586.72)
630,000.00	UNITED STATES TREAS NTS	3 25% 15 Aug 2008	86/12/31-03/12/31	9/5/2003	628,228.12	623,453.90	4,774.22
560,000.00	UNITED STATES TREAS NTS	3 25% 15 Aug 2008	86/12/31-03/12/31	9/10/2003	560,918.75	561,137.50	(218.75)
475,000.00	UNITED STATES TREAS NTS	3 25% 15 Aug 2008	86/12/31-03/12/31	9/12/2003	478,488.28	479,193.36	(705.08)
35,000.00	UNITED STATES TREAS NTS	4 25% 15 Aug 2013	86/12/31-03/12/31	8/12/2003	34,617.19	35,043.75	(426.56)
385,000.00	UNITED STATES TREAS NTS	4 25% 15 Aug 2013	86/12/31-03/12/31	8/13/2003	358,441.41	365,456.25	(7,014.84)
650,000.00	UNITED STATES TREAS NTS	4 25% 15 Aug 2013	86/12/31-03/12/31	8/18/2003	637,050.78	634,486.33	2,564.45
265,000.00	UNITED STATES TREAS NTS	4 25% 15 Aug 2013	86/12/31-03/12/31	8/18/2003	280,114.08	259,824.22	289.84
365,000.00	UNITED STATES TREAS NTS	4 25% 15 Aug 2013	86/12/31-03/12/31	8/19/2003	361,235.94	357,871.09	3,364.85
235,000.00	UNITED STATES TREAS NTS	4 25% 15 Aug 2013	86/12/31-03/12/31	8/21/2003	229,822.66	232,007.42	(2,184.76)
80,000.00	UNITED STATES TREAS NTS	4 25% 15 Aug 2013	86/12/31-03/12/31	8/27/2003	78,262.50	78,953.13	(690.63)
230,000.00	UNITED STATES TREAS NTS	4 25% 15 Aug 2013	86/12/31-03/12/31	8/28/2003	226,693.75	226,909.37	(215.62)
475,000.00	UNITED STATES TREAS NTS	4 25% 15 Aug 2013	86/12/31-03/12/31	9/5/2003	469,433.59	467,970.31	1,463.28
380,000.00	UNITED STATES TREAS NTS	4 25% 15 Aug 2013	86/12/31-03/12/31	9/5/2003	375,903.12	373,290.63	2,612.49
580,000.00	UNITED STATES TREAS NTS	4 25% 15 Aug 2013	86/12/31-03/12/31	9/8/2003	576,035.16	575,740.63	294.53
815,000.00	UNITED STATES TREAS NTS	4 25% 15 Aug 2013	86/12/31-03/12/31	9/10/2003	811,889.06	809,014.84	2,874.22
2,125,000.00	UNITED STATES TREAS NTS	4 25% 15 Aug 2013	86/12/31-03/12/31	9/11/2003	2,117,031.25	2,117,039.85	(8.60)
275,000.00	UNITED STATES TREAS NTS	4 25% 15 Aug 2013	86/12/31-03/12/31	9/12/2003	276,203.12	273,006.25	3,196.87
355,000.00	UNITED STATES TREAS NTS	4 25% 15 Aug 2013	86/12/31-03/12/31	9/17/2003	356,864.06	355,304.69	1,359.37
330,000.00	UNITED STATES TREAS NTS	4 25% 15 Aug 2013	86/12/31-03/12/31	9/17/2003	331,289.06	327,967.63	3,321.43
325,000.00	UNITED STATES TREAS NTS	4 25% 15 Aug 2013	86/12/31-03/12/31	9/17/2003	326,117.19	322,635.80	3,481.39
215,000.00	UNITED STATES TREAS NTS	4 25% 15 Aug 2013	86/12/31-03/12/31	9/17/2003	216,175.78	211,621.86	4,553.92
800,000.00	UNITED STATES TREAS NTS	4 25% 15 Aug 2013	86/12/31-03/12/31	9/18/2003	804,531.25	800,476.53	4,054.72
2,000,000.00	UNITED STATES TREAS NTS	4 25% 15 Aug 2013	86/12/31-03/12/31	9/26/2003	2,037,187.50	2,009,310.23	27,877.27
455,000.00	UNITED STATES TREAS NTS	4 25% 15 Aug 2013	86/12/31-03/12/31	10/1/2003	467,085.94	462,689.06	4,396.88
750,000.00	UNITED STATES TREAS NTS	4 25% 15 Aug 2013	86/12/31-03/12/31	10/1/2003	766,171.88	762,083.99	4,087.89
640,000.00	UNITED STATES TREAS NTS	4 25% 15 Aug 2013	86/12/31-03/12/31	10/1/2003	655,700.00	651,336.72	4,363.28
910,000.00	UNITED STATES TREAS NTS	4 25% 15 Aug 2013	86/12/31-03/12/31	10/3/2003	914,550.00	907,491.29	7,058.71
215,000.00	UNITED STATES TREAS NTS	4 25% 15 Aug 2013	86/12/31-03/12/31	10/7/2003	215,705.47	211,136.58	4,568.89
85,000.00	UNITED STATES TREAS NTS	4 25% 15 Aug 2013	86/12/31-03/12/31	10/24/2003	84,827.34	84,614.84	212.50
205,000.00	UNITED STATES TREAS NTS	4 25% 15 Aug 2013	86/12/31-03/12/31	10/27/2003	205,064.06	203,152.72	1,911.34
560,000.00	UNITED STATES TREAS NTS	4 25% 15 Aug 2013	86/12/31-03/12/31	10/27/2003	560,000.00	557,148.91	2,851.09
220,000.00	UNITED STATES TREAS NTS	4 25% 15 Aug 2013	86/12/31-03/12/31	11/4/2003	218,934.38	218,681.14	253.24
500,000.00	UNITED STATES TREAS NTS	4 25% 15 Aug 2013	86/12/31-03/12/31	11/6/2003	493,437.50	490,829.67	2,607.83
150,000.00	UNITED STATES TREAS NTS	4 25% 15 Aug 2013	86/12/31-03/12/31	11/12/2003	148,171.88	147,562.50	609.38
1,445,000.00	UNITED STATES TREAS NTS	4 25% 15 Aug 2013	86/12/31-03/12/31	11/13/2003	1,435,231.80	1,419,987.26	15,244.54
3,630,000.00	UNITED STATES TREAS NTS	2% 31 Aug 2005	86/12/31-03/12/31	8/29/2003	3,630,850.78	3,628,129.50	2,721.28
790,000.00	UNITED STATES TREAS NTS	3 125% 15 Sep 2008	86/12/31-03/12/31	9/17/2003	791,728.12	790,864.07	864.05
110,000.00	UNITED STATES TREAS NTS	3 125% 15 Sep 2008	86/12/31-03/12/31	9/25/2003	110,438.28	110,119.83	318.45
850,000.00	UNITED STATES TREAS NTS	3 125% 15 Sep 2008	86/12/31-03/12/31	9/30/2003	861,156.25	857,703.12	3,453.13
720,000.00	UNITED STATES TREAS NTS	0 8% 10 Nov 2003	86/12/31-03/12/31	10/2/2003	726,750.00	726,975.00	(225.00)
1,195,000.00	UNITED STATES TREAS NTS	0 8% 10 Nov 2003	86/12/31-03/12/31	10/16/2003	1,180,902.73	1,198,517.18	(17,614.45)
825,000.00	UNITED STATES TREAS NTS	1 625% 30 Sep 2005	86/12/31-03/12/31	10/9/2003	824,097.66	827,384.77	(3,287.11)
2,950,000.00	UNITED STATES TREAS NTS	1 625% 30 Sep 2005	86/12/31-03/12/31	12/14/2003	2,933,060.55	2,948,387.41	(15,306.86)

THE ROCKEFELLER FOUNDATION
EMPLOYEE ID NO 13-1858629
GAIN AND LOSSES ON TAXABLE INVESTMENTS
FOR YEAR 2003

Shares/Par Value	Security Name	Security Description	Date Bought	Date Sold	Proceeds	Cost	Realized Gain/Loss
725,000.00	UNITED STATES TREAS NTS	3 125% 15 Oct 2008	86/12/31-03/12/31	10/28/2003	725,792.87	722,281.25	3,511.72
1,855,000.00	UNITED STATES TREAS NTS	3 125% 15 Oct 2008	86/12/31-03/12/31	10/29/2003	1,852,101.58	1,855,071.87	(2,970.31)
170,000.00	UNITED STATES TREAS NTS	3 125% 15 Oct 2008	86/12/31-03/12/31	11/17/2003	170,152.73	170,000.00	152.73
360,000.00	UNITED STATES TREAS NTS	3 125% 15 Oct 2008	86/12/31-03/12/31	11/18/2003	360,196.88	356,728.52	3,468.36
300,000.00	UNITED STATES TREAS NTS	1 625% 31 Oct 2005	86/12/31-03/12/31	11/5/2003	298,546.88	299,382.00	(835.12)
3,700,000.00	UNITED STATES TREAS NTS	1 625% 31 Oct 2005	86/12/31-03/12/31	11/7/2003	3,672,250.00	3,692,079.00	(19,829.00)
650,000.00	UNITED STATES TREAS NTS	1 625% 31 Oct 2005	86/12/31-03/12/31	11/13/2003	646,140.63	648,576.50	(2,435.87)
100,000.00	UNITED STATES TREAS NTS	1 625% 31 Oct 2005	86/12/31-03/12/31	11/25/2003	99,593.75	99,781.00	(187.25)
120,000.00	UNITED STATES TREAS NTS	2 625% 15 Nov 2006	86/12/31-03/12/31	12/10/2003	120,450.00	120,150.00	300.00
1,630,000.00	UNITED STATES TREAS NTS	3 375% 15 Nov 2008	86/12/31-03/12/31	11/20/2003	1,643,880.47	1,646,300.00	(2,419.53)
360,000.00	UNITED STATES TREAS NTS	3 375% 15 Nov 2008	86/12/31-03/12/31	12/4/2003	359,353.12	359,437.50	(84.38)
55,000.00	UNITED STATES TREAS NTS	4 25% 15 Nov 2013	86/12/31-03/12/31	11/14/2003	55,053.71	54,513.80	539.91
80,000.00	UNITED STATES TREAS NTS	4 25% 15 Nov 2013	86/12/31-03/12/31	11/14/2003	80,050.00	79,292.80	757.20
360,000.00	UNITED STATES TREAS NTS	4 25% 15 Nov 2013	86/12/31-03/12/31	11/14/2003	358,312.50	356,817.80	1,494.90
255,000.00	UNITED STATES TREAS NTS	4 25% 15 Nov 2013	86/12/31-03/12/31	11/18/2003	256,235.16	253,892.30	2,342.86
265,000.00	UNITED STATES TREAS NTS	4 25% 15 Nov 2013	86/12/31-03/12/31	11/19/2003	266,490.62	262,657.40	3,833.22
575,000.00	UNITED STATES TREAS NTS	4 25% 15 Nov 2013	86/12/31-03/12/31	12/11/2003	575,808.59	570,181.65	5,626.94
290,000.00	UNITED STATES TREAS NTS	3 375% 15 Dec 2008	86/12/31-03/12/31	12/17/2003	292,877.34	292,945.31	(67.97)
500,000.00	UNITED STATES TREAS NTS	3 375% 15 Dec 2008	86/12/31-03/12/31	12/17/2003	505,078.12	505,078.13	(0.01)
70,000.00	UNITED STATES TREAS NTS	3 375% 15 Dec 2008	86/12/31-03/12/31	12/17/2003	70,708.20	70,710.94	(2.74)
165,000.00	UNITED STATES TREAS NTS	3 375% 15 Dec 2008	86/12/31-03/12/31	12/18/2003	166,347.07	166,675.78	(328.71)
470,523.05	FED HM LN PC	5% 01 Dec 2031	86/12/31-03/12/31	3/4/2003	473,169.69	431,410.84	41,758.85
3,109.00	FED HM LN PC	5% 01 Dec 2031	86/12/31-03/12/31	3/15/2003	3,109.05	2,850.56	258.49
1,000,000.00	ARGENTINA REP	8 875% 01 Mar 2029	86/12/31-03/12/31	4/28/2003	235,000.00	771,466.70	(536,466.70)
20,000,000.00	BRITISH COLUMBIA PROV DEP	0% 09 Jun 2022	86/12/31-03/12/31	2/13/2003	4,055,014.48	3,084,638.38	970,376.12
2,585,000.00	CANADA GOVT	6% 01 Sep 2005	86/12/31-03/12/31	4/22/2003	1,875,250.32	1,744,044.03	131,206.29
2,700,000.00	CANADA GOVT	3 5% 01 Jun 2004	86/12/31-03/12/31	4/22/2003	1,865,578.35	1,760,935.98	104,642.37
2,890,000.00	CANADA GOVT	0% 01 Jun 2025	86/12/31-03/12/31	2/13/2003	547,342.72	689,339.33	(121,996.61)
400,000.00	CANADA GOVT	0% 01 Oct 2007	86/12/31-03/12/31	4/22/2003	227,197.35	214,422.97	12,774.38
1,400,000.00	FEDERAL NATL MTG ASSN	5 5% 15 Mar 2011	86/12/31-03/12/31	2/6/2003	1,528,270.20	1,512,546.46	13,723.74
600,000.00	FEDERAL NATL MTG ASSN	5 5% 15 Mar 2011	86/12/31-03/12/31	4/8/2003	657,890.83	647,206.90	10,683.73
2,500,000.00	FEDERAL NATL MTG ASSN	3 25% 15 Nov 2007	86/12/31-03/12/31	4/25/2003	2,534,310.00	2,448,950.00	85,360.00
1,600,833.00	BRAZIL (FEDERATIVE REPUBLIC)	8% 15 Apr 2014	86/12/31-03/12/31	2/13/2003	1,106,655.85	952,495.64	154,160.21
5,000,000.00	MANITOBA PROV MED TERM NTS	6 5% 22 Sep 2017	86/12/31-03/12/31	2/13/2003	3,582,721.77	3,653,681.26	(60,959.49)
8,160,000.00	ONTARIO PROVINCE	0% 02 Jun 2027	86/12/31-03/12/31	2/13/2003	1,254,930.24	1,633,206.19	(378,275.95)
670,000.00	SASKATCHEWAN PROV CTF DEP	0 01% 30 May 2025	86/12/31-03/12/31	2/13/2003	113,092.26	154,120.22	(41,027.96)
TOTAL US GOVERNMENT AND AGENCY					2,606,790,477.67	2,609,082,872.28	6,707,606.29

ZERO COUPON BOND

6,800,000.00	UNITED STATES TRES BD STRP PRN	0 01% 15 May 2020	86/12/31-03/12/31	5/23/2003	3,174,240.00	3,176,320.00	(2,080.00)
1,700,000.00	UNITED STATES TRES BD STRP PRN	0 01% 15 May 2020	86/12/31-03/12/31	5/27/2003	780,300.00	794,024.68	(13,724.68)
8,500,000.00	UNITED STATES TRES BD STRP PRN	0 01% 15 May 2020	86/12/31-03/12/31	6/12/2003	4,058,750.00	3,958,836.63	101,913.37
3,250,000.00	UNITED STATES TRES BD STRP PRN	0 01% 15 May 2020	86/12/31-03/12/31	6/19/2003	1,499,420.00	1,553,459.22	(54,039.22)
3,250,000.00	UNITED STATES TRES BD STRP PRN	0 01% 15 May 2020	86/12/31-03/12/31	6/19/2003	1,498,069.77	1,553,459.21	(57,389.44)
1,800,000.00	UNITED STATES TRES BD STRP PRN	0 01% 15 May 2020	86/12/31-03/12/31	6/20/2003	822,042.00	860,377.41	(38,335.41)
1,800,000.00	UNITED STATES TRES BD STRP PRN	0% 15 May 2020	86/12/31-03/12/31	6/20/2003	820,383.87	831,597.49	(11,213.52)
3,450,000.00	UNITED STATES TRES BD STRP PRN	0% 15 May 2020	86/12/31-03/12/31	7/17/2003	1,449,000.00	1,578,900.00	(129,900.00)
3,450,000.00	UNITED STATES TRES BD STRP PRN	0% 15 May 2020	86/12/31-03/12/31	8/18/2003	1,324,800.00	1,450,287.99	(125,487.99)
3,450,000.00	UNITED STATES TRES BD STRP PRN	0% 15 May 2020	86/12/31-03/12/31	9/17/2003	1,407,600.00	1,408,995.87	(1,395.87)
3,450,000.00	UNITED STATES TRES BD STRP PRN	0% 15 May 2020	86/12/31-03/12/31	10/22/2003	1,405,875.00	1,408,377.59	(502.59)
3,450,000.00	UNITED STATES TRES BD STRP PRN	0% 15 May 2020	86/12/31-03/12/31	11/4/2003	1,410,187.50	1,325,926.08	84,261.42
3,450,000.00	UNITED STATES TRES BD STRP PRN	0% 15 May 2020	86/12/31-03/12/31	11/18/2003	1,434,268.50	1,440,375.00	(6,106.50)
3,450,000.00	UNITED STATES TRES BD STRP PRN	0% 15 May 2020	86/12/31-03/12/31	11/18/2003	1,442,820.05	1,413,264.07	29,555.98
2,000,000.00	UNITED STATES TRES BD STRP PRN	0% 15 Aug 2020	86/12/31-03/12/31	1/23/2003	790,720.00	785,095.64	5,624.36
2,100,000.00	UNITED STATES TRES SC STRP INT	0% 15 May 2017	86/12/31-03/12/31	2/11/2003	1,032,150.00	1,011,511.62	20,638.38
2,100,000.00	UNITED STATES TRES SC STRP INT	0% 15 May 2017	86/12/31-03/12/31	4/8/2003	1,046,850.00	1,047,819.78	(969.78)
2,100,000.00	UNITED STATES TRES SC STRP INT	0% 15 May 2017	86/12/31-03/12/31	5/8/2003	1,098,300.00	1,033,514.16	64,785.84
2,100,000.00	UNITED STATES TRES SC STRP INT	0% 15 May 2017	86/12/31-03/12/31	5/13/2003	1,108,254.00	1,099,613.38	8,640.62
2,100,000.00	UNITED STATES TRES SC STRP INT	0% 15 May 2017	86/12/31-03/12/31	5/13/2003	1,114,066.63	1,113,000.00	1,066.63
700,000.00	UNITED STATES TRES BD STRP PRN	0 01% 15 May 2017	86/12/31-03/12/31	12/19/2003	362,845.00	359,547.28	3,297.72
1,000,000.00	UNITED STATES TRES BD STRP PRN	0% 15 Nov 2021	86/12/31-03/12/31	1/13/2003	355,490.00	362,364.23	(6,874.23)
800,000.00	UNITED STATES TRES BD STRP PRN	0% 15 Nov 2021	86/12/31-03/12/31	4/9/2003	299,016.00	288,948.65	10,067.35
700,000.00	UNITED STATES TRES BD STRP PRN	0% 15 Nov 2021	86/12/31-03/12/31	5/8/2003	277,872.00	253,938.70	23,933.30
1,500,000.00	UNITED STATES TRES BD STRP PRN	0% 15 Nov 2021	86/12/31-03/12/31	5/9/2003	590,835.00	544,845.87	45,989.13
700,000.00	UNITED STATES TRES BD STRP PRN	0% 15 Nov 2021	86/12/31-03/12/31	5/18/2003	290,171.00	254,320.98	35,850.02
500,000.00	UNITED STATES TRES BD STRP PRN	0% 15 Nov 2021	86/12/31-03/12/31	8/5/2003	171,860.00	183,815.03	(11,955.03)
400,000.00	UNITED STATES TRES BD STRP PRN	0% 15 Nov 2021	86/12/31-03/12/31	8/5/2003	138,160.00	147,052.03	(8,892.03)
120,000.00	UNITED STATES TRES BD STRP PRN	0% 15 Nov 2021	86/12/31-03/12/31	8/18/2003	41,625.60	44,200.80	(2,575.20)
150,000.00	UNITED STATES TREAS BD STRP	0% 15 Nov 2022	86/12/31-03/12/31	12/12/2003	53,595.00	48,687.00	4,908.00
2,000,000.00	UNITED STATES TREAS BD STRP PR	0% 15 Nov 2024	86/12/31-03/12/31	1/24/2003	624,380.00	505,240.00	119,140.00
2,100,000.00	UNITED STATES TREAS BD STRP PR	0% 15 Nov 2024	86/12/31-03/12/31	2/7/2003	682,193.00	516,631.00	165,562.00
1,000,000.00	UNITED STATES TREAS BD STRP PR	0% 15 Nov 2024	86/12/31-03/12/31	5/16/2003	356,330.00	333,380.00	22,950.00
400,000.00	UNITED STATES TREAS BD STRP PR	0% 15 Nov 2024	86/12/31-03/12/31	7/25/2003	123,936.00	133,352.00	(9,416.00)
700,000.00	UNITED STATES TREAS BD STRP PR	0% 15 Nov 2024	86/12/31-03/12/31	11/17/2003	223,195.00	185,367.50	37,827.50
4,100,000.00	UNITED STATES TREAS BD STRPPED	0% 15 Feb 2025	86/12/31-03/12/31	6/17/2003	1,505,274.00	1,282,817.87	212,456.13
2,300,000.00	UNITED STATES TREAS BD STRIP	0% 15 Aug 2025	86/12/31-03/12/31	7/28/2003	673,371.00	827,404.43	(154,033.43)
2,000,000.00	UNITED STATES TRES SC STRP INT	0% 15 Feb 2014	86/12/31-03/12/31	11/3/2003	1,175,680.00	1,182,256.05	(6,576.05)
1,000,000.00	UNITED STATES TRES SC STRP INT	0% 15 Feb 2014	86/12/31-03/12/31	7/9/2003	944,270.00	637,726.27	306,543.73
400,000.00	UNITED STATES TRES SC STRP INT	0% 15 Feb 2014	86/12/31-03/12/31	8/5/2003	236,888.00	253,998.82	(17,110.82)
500,000.00	UNITED STATES TRES SC STRP INT	0% 15 Feb 2014	86/12/31-03/12/31	8/5/2003	294,895.00	314,515.28	(19,620.28)
4,225,000.00	UNITED STATES TRES BD STRP PRN	0% 15 May 2017	86/12/31-03/12/31	1/10/2003	2,001,382.50	1,968,884.05	32,498.45
TOTAL ZERO COUPON BONDS					39,819,361.62	39,480,048.76	339,312.86

THE ROCKEFELLER FOUNDATION
EMPLOYEE ID NO 13-1659629
GAIN AND LOSSES ON TAXABLE INVESTMENTS
FOR YEAR 2003

Shares/Par Value	Security Name	Security Description	Date Bought	Date Sold	Proceeds	Cost	Realized Gain/Loss
MUNICIPAL OBLIGATION							
250,000 00	GEORGIA ST	7 1% 01 Sep 2009	86/12/31-03/12/31	3/18/2003	311,310 00	305,905 02	5 404 98
200,000 00	HAWAII-CV	5 5% 01 Aug 2011	86/12/31-03/12/31	4/21/2003	227 570 00	227,591 82	(21 62)
600,000 00	MASSACHUSETTS ST	5 5% 01 Feb 2011	86/12/31-03/12/31	7/16/2003	681,774 00	673,466 08	8,307 94
300,000 00	MASSACHUSETTS ST	5 5% 01 Nov 2012	86/12/31-03/12/31	8/5/2003	332,808 00	344,679 73	(11,871 73)
200,000 00	MASSACHUSETTS ST WTR RES AUTH	5 25% 11 Aug 2011	86/12/31-03/12/31	7/29/2003	219,410 00	222,213 25	(2,803 25)
200,000 00	NEW JERSEY ECONOMIC DEV AUTH	5% 15 Jun 2012	86/12/31-03/12/31	7/15/2003	224,736 00	222,554 58	2,181 42
100,000 00	NEW JERSEY ST TRAN CORP	5 5% 15 Sep 2012	86/12/31-03/12/31	8/5/2003	110,143 00	113,389 57	(3,246 57)
400,000 00	NEW YORK ST TWY ATH SVC CNTRCT	5 5% 01 Apr 2011	86/12/31-03/12/31	8/5/2003	443,340 00	454,978 36	(11,638 36)
800,000 00	NEW JERSEY ECONOMIC DEV AUTH	0 01% 15 Feb 2017	86/12/31-03/12/31	4/22/2003	385,848 00	185,418 00	180,432 00
320,000 00	NEW JERSEY ECONOMIC DEV AUTH	0 01% 15 Feb 2023	86/12/31-03/12/31	4/22/2003	96,966 40	74,162 87	22,783 53
140,000 00	OREGON ST FOR ISSUES	5 892% 01 Jun 2027	86/12/31-03/12/31	11/13/2003	142,648 80	140,000 00	2,648 80
85,000 00	OREGON ST FOR ISSUES	5 892% 01 Jun 2027	86/12/31-03/12/31	12/4/2003	86,721 42	85,000 00	1,721 42
TOTAL MUNICIPAL OBLIGATION					3,243,276.82	3,049,377.06	193,898.66
MORTGAGES, NOTES AND CONTRACTS, REIT							
8,656 40	CONSECO PRIVATE LABEL CR CARD	2 36% 15 Dec 2008	86/12/31-03/12/31	6/15/2003	8,656 38	8,646 88	9 70
785,574 29	AAMES MTG TR	7 18% 15 Jun 2029	86/12/31-03/12/31	11/17/2003	785,574 20	775,140 89	10,433 31
623,389 44	BANC AMER ALTERNATIVE LN TR	5 75% 25 Apr 2033	86/12/31-03/12/31	11/19/2003	580,458 37	629,478 13	(49,017 76)
495,373 75	BEAR STEARNS ARM TR	1% 25 Jan 2032	86/12/31-03/12/31	10/25/2003	495,373 69	506,539 23	(11,165 54)
490,310 48	BEAR STEARNS ARM TR	5 785448% 25 May 2032	86/12/31-03/12/31	10/27/2003	490,310 38	487,372 37	(2,937 99)
2,471,588 22	BEAR STEARNS ARM TR	5% 25 Oct 2033	86/12/31-03/12/31	11/6/2003	2 462,319 76	2,460,002 64	2,317 12
0 01	BEAR STEARNS ARM TR	5% 25 Oct 2033	86/12/31-03/12/31	11/30/2003	0 00	0 01	(0 01)
2,813,451 83	CWMBS INC	5 5% 25 Sep 2033	86/12/31-03/12/31	11/6/2003	2,794,988 55	2,875,875 29	(80,886 74)
1,998,850 63	CWMBS INC	3 85% 25 Dec 2033	86/12/31-03/12/31	11/6/2003	1,987,607 09	1,995,806 63	(8,189 54)
1,149 37	CWMBS INC	3 85% 25 Dec 2033	86/12/31-03/12/31	11/25/2003	1,149 37	1,148 50	2 87
132,610 13	FIRST HORIZON MTG PASSTHRU TR	6 75% 25 Nov 2031	86/12/31-03/12/31	12/25/2003	132,610 00	134,868 64	(2,258 64)
1,484,356 15	GMACM MTG LN TR	4 853% 19 Aug 2033	86/12/31-03/12/31	11/6/2003	1 454,689 02	1,483,018 53	(8,349 51)
2,000,000 00	RESIDENTIAL ASSET SEC MTG PASS	8 195% 25 Feb 2031	86/12/31-03/12/31	7/31/2003	2,183,750 00	2,028,125 00	155,625 00
1,294,417 48	WASHINGTON MUT MTG SECS CORP	1% 25 Feb 2033	86/12/31-03/12/31	2/4/2003	1,323,541 87	1,322,480 05	1,061 82
161,168 97	CONTIMORTGAGE HM EQUITY LN TR	6 93% 25 Nov 2022	86/12/31-03/12/31	1/7/2003	161,168 97	161,127 89	41 08
887 33	CROSS CTRY MASTER CR CARD TRII	1% 15 Jun 2006	86/12/31-03/12/31	7/15/2003	887 26	887 33	(0 07)
994,468 14	ABN AMRO MTG CORP	1% 25 Jun 2032	86/12/31-03/12/31	2/18/2003	1,012,492 86	1,013,735 96	(1,243 10)
2,800,000 00	COMMERCIAL MTG ACCEP CORP	6 49% 15 Jul 2031	86/12/31-03/12/31	4/22/2003	3,140,484 38	2,841,792 80	298,691 58
753,276 05	MERRILL LYNCH MTG INVS INC	4 35% 25 Sep 2032	86/12/31-03/12/31	3/14/2003	765,752 18	761,279 61	4,472 57
831,885 32	WAMU MTG PASS THRU CTF	5 56% 26 Apr 2032	86/12/31-03/12/31	5/16/2003	848,653 00	850,602 74	(1,949 74)
395,922 80	WORLD FINL PPTYS TOWER B	6 91% 01 Sep 2013	86/12/31-03/12/31	9/25/2003	443,304 87	395,923 12	47,381 75
0 34	WORLD FINL PPTYS TOWER B	6 91% 01 Sep 2013	86/12/31-03/12/31	9/30/2003	0 00	0 34	(0 34)
1,674,843 60	OPTION ONE MTG LN TR	2 23% 25 Feb 2032	86/12/31-03/12/31	6/11/2003	1,675,105 29	1,674,843 60	261 69
0 08	OPTION ONE MTG LN TR	2 23% 25 Feb 2032	86/12/31-03/12/31	6/20/2003	0 00	0 08	(0 08)
92,768 23	SMALL BUSINESS ADMIN	6 3% 01 Jun 2018	86/12/31-03/12/31	6/2/2003	92,768 23	92,992 85	(224 62)
115,080 47	SMALL BUSINESS ADMIN	6 3% 01 Jun 2018	86/12/31-03/12/31	12/1/2003	115,080 47	115,351 51	(271 04)
725,000 00	CAPCO AMER SECURITIZATION CORP	6 26% 15 Sep 2008	86/12/31-03/12/31	10/8/2003	807,412 11	802,385 07	5,027 04
95,505 53	CWMBS INC	6 5% 25 Apr 2013	86/12/31-03/12/31	10/27/2003	95,505 53	91,685 31	3,820 22
455,000 00	COMM 1999 1	6 455% 15 Sep 2008	86/12/31-03/12/31	5/21/2003	527,480 08	460,829 89	66,650 39
250,000 00	CREDIT SUISSE FIRST BOSTON MTG	6 3% 11 Nov 2030	86/12/31-03/12/31	5/21/2003	288,525 39	273,359 38	15 168 01
169,363 84	CREDIT SUISSE FIRST BOSTON MTG	6 625% 15 Mar 2015	86/12/31-03/12/31	10/15/2003	169,363 83	162,437 12	6,926 71
225 000 00	GMAC COML MTG SEC INC	6 566% 15 Apr 2029	86/12/31-03/12/31	1/29/2003	248,976 56	225,272 46	23,704 10
275,000 00	GMAC COML MTG SEC INC	6 566% 15 Apr 2029	86/12/31-03/12/31	4/14/2003	303,939 45	275,333 01	28,606 44
870,000 00	GE COML MTG CORP	4 819% 10 Jan 2038	86/12/31-03/12/31	4/30/2003	891,851 79	874,345 92	17,505 87
780,000 00	J P MORGAN CHASE COML MTG SECS	6 26% 15 Mar 2033	86/12/31-03/12/31	10/9/2003	859 736 72	845,925 00	13,811 72
92,964 21	NORWEST ASSET SECS CORP	6 25% 25 Nov 2013	86/12/31-03/12/31	12/25/2003	92,964 28	87,270 15	5,694 13
113,484 47	ATLAS AIR INC	7 38% 02 Jan 2018	86/12/31-03/12/31	2/24/2003	78,871 70	96,461 80	(17,590 10)
2,143,273 21	ATLAS AIR INC	7 68% 02 Jan 2014	86/12/31-03/12/31	3/18/2003	691,205 95	2,143,273 21	(1,452,067 26)
868,500 00	QUEZON PWR PHILIPPINES CO	8 86% 15 Jun 2017	86/12/31-03/12/31	3/20/2003	634,005 01	695,502 05	(61,497 04)
3,600 00	AMB PPTY CORP	COM	86/12/31-03/12/31	1/24/2003	96,443 25	106,911 72	(10,468 47)
8,500 00	AMB PPTY CORP	COM	86/12/31-03/12/31	1/27/2003	226,717 08	251,890 32	(25,173 28)
8,900 00	AMB PPTY CORP	COM	86/12/31-03/12/31	2/21/2003	248,480 50	260,052 00	(11,571 50)
4,200 00	AMB PPTY CORP	COM	86/12/31-03/12/31	3/20/2003	118,387 70	121,647 00	(3,259 30)
2,400 00	AMB PPTY CORP	COM	86/12/31-03/12/31	3/21/2003	68,458 17	67,944 00	514 17
2,000 00	AMB PPTY CORP	COM	86/12/31-03/12/31	4/1/2003	57,125 32	56,888 40	236 92
600 00	AMB PPTY CORP	COM	86/12/31-03/12/31	4/2/2003	17,088 05	16,988 00	100 05
3,500 00	AMB PPTY CORP	COM	86/12/31-03/12/31	4/11/2003	94,382 17	99,085 00	(4 702 83)
2,700 00	AMB PPTY CORP	COM	86/12/31-03/12/31	5/2/2003	74,604 52	76,300 56	(1,696 04)
4,900 00	AMB PPTY CORP	COM	86/12/31-03/12/31	5/5/2003	134,459 00	131,860 40	2,598 60
2,700 00	AMB PPTY CORP	COM	86/12/31-03/12/31	5/29/2003	72,311 24	71,984 85	326 39
2,200 00	AMB PPTY CORP	COM	86/12/31-03/12/31	5/30/2003	59,438 57	58,557 30	881 27
3,000 00	AMB PPTY CORP	COM	86/12/31-03/12/31	6/3/2003	84 116 05	79,830 00	4,286 05
12,300 00	AMB PPTY CORP	COM	86/12/31-03/12/31	6/6/2003	358,053 00	321,714 00	36,339 00
14,100 00	APARTMENT INVT + MGMT CO	CLASS A	86/12/31-03/12/31	2/21/2003	509,540 30	607,259 37	(97,719 07)
2,100 00	APARTMENT INVT + MGMT CO	CLASS A	86/12/31-03/12/31	3/12/2003	75,457 65	99,141 00	(23,683 35)
3,800 00	APARTMENT INVT + MGMT CO	CLASS A	86/12/31-03/12/31	3/13/2003	138,467 82	178,918 15	(40,450 33)
5,600 00	APARTMENT INVT + MGMT CO	CLASS A	86/12/31-03/12/31	3/14/2003	201,835 27	241,722 48	(39,887 21)
3,100 00	APARTMENT INVT + MGMT CO	CLASS A	86/12/31-03/12/31	4/7/2003	114,974 54	122,636 00	(7,661 46)
10,500 00	APARTMENT INVT + MGMT CO	CLASS A	86/12/31-03/12/31	5/1/2003	398,976 04	407,233 25	(8,257 21)
37,825 00	APARTMENT INVT + MGMT CO	CLASS A	86/12/31-03/12/31	6/6/2003	1,377,208 25	1,381,830 72	(4,622 47)
5,400 00	ARCHSTONE SMITH TR	COM	86/12/31-03/12/31	1/9/2003	125,668 24	126 675 33	(1,007 09)
900 00	ARCHSTONE SMITH TR	COM	86/12/31-03/12/31	1/10/2003	21,050 45	17,527 94	3,522 51
15,600 00	ARCHSTONE SMITH TR	COM	86/12/31-03/12/31	2/21/2003	338,353 78	256,195 09	82,158 69
3,100 00	ARCHSTONE SMITH TR	COM	86/12/31-03/12/31	3/18/2003	67,232 94	82,828 90	(15,595 96)
3,500 00	ARCHSTONE SMITH TR	COM	86/12/31-03/12/31	3/19/2003	75,881 91	93,516 50	(17,634 59)
3,600 00	ARCHSTONE SMITH TR	COM	86/12/31-03/12/31	3/20/2003	78,502 47	95,902 20	(17,399 73)
14,400 00	ARCHSTONE SMITH TR	COM	86/12/31-03/12/31	3/21/2003	316,263 41	258,789 70	57 473 71
9,000 00	ARCHSTONE SMITH TR	COM	86/12/31-03/12/31	5/5/2003	212,678 92	255,220 04	(42,541 12)

THE ROCKEFELLER FOUNDATION
EMPLOYEE ID NO 13-1659629
GAIN AND LOSSES ON TAXABLE INVESTMENTS
FOR YEAR 2003

Shares/Par Value	Security Name	Security Description	Date Bought	Date Sold	Proceeds	Cost	Realized Gain/Loss
55,727 00	ARCHSTONE SMITH TR	COM	86/12/31-03/12/31	6/6/2003	1,387,602 30	1,304,237 74	83,364 56
1,700 00	ARDEN RLTY INC	COM	86/12/31-03/12/31	2/25/2003	36,820 88	35,632 00	1,188 88
5,300 00	ARDEN RLTY INC	COM	86/12/31-03/12/31	5/5/2003	131,274 84	127,015 80	4,259 24
18,900 00	ARDEN RLTY INC	COM	86/12/31-03/12/31	6/6/2003	499,716 00	417,196 85	82,519 15
7,600 00	AVALONBAY CMNTYS INC	COM	86/12/31-03/12/31	2/25/2003	276,787 89	380,763 04	(103,995 35)
5,400 00	AVALONBAY CMNTYS INC	COM	86/12/31-03/12/31	2/28/2003	197,751 21	270 341 03	(72,589 82)
3,300 00	AVALONBAY CMNTYS INC	COM	86/12/31-03/12/31	3/3/2003	120,831 13	165,178 22	(44,345 09)
200 00	AVALONBAY CMNTYS INC	COM	86/12/31-03/12/31	3/4/2003	7,316 05	9,985 79	(2,669 74)
5,600 00	AVALONBAY CMNTYS INC	COM	86/12/31-03/12/31	3/4/2003	202,875 24	278,563 31	(75,688 07)
2,600 00	AVALONBAY CMNTYS INC	COM	86/12/31-03/12/31	3/6/2003	93,394 38	128,892 92	(35,498 54)
3,300 00	AVALONBAY CMNTYS INC	COM	86/12/31-03/12/31	3/18/2003	119,001 87	160,433 49	(41,431 82)
4,000 00	AVALONBAY CMNTYS INC	COM	86/12/31-03/12/31	3/18/2003	144,814 03	190,545 60	(45,731 57)
3,300 00	AVALONBAY CMNTYS INC	COM	86/12/31-03/12/31	5/2/2003	132,843 85	154,847 27	(22,003 42)
15,873 00	AVALONBAY CMNTYS INC	COM	86/12/31-03/12/31	6/6/2003	694,313 90	878,950 99	15,382 91
11,800 00	BRE PPTYS INC	COM	86/12/31-03/12/31	2/25/2003	347,061 53	383,018 90	(35,957 37)
18,700 00	BRE PPTYS INC	COM	86/12/31-03/12/31	5/7/2003	586,030 51	596,375 77	(10,345 26)
43,700 00	BRE PPTYS INC	COM	86/12/31-03/12/31	6/6/2003	1,425,494 00	1,318,257 07	107,236 93
13,900 00	BOSTON PPTYS INC	COM	86/12/31-03/12/31	2/25/2003	515,017 00	499,193 80	15,823 40
1,900 00	BOSTON PPTYS INC	COM	86/12/31-03/12/31	4/1/2003	73,297 80	59,889 00	13,408 80
4,400 00	BOSTON PPTYS INC	COM	86/12/31-03/12/31	4/2/2003	171,334 12	138,095 47	33,238 65
1,400 00	BOSTON PPTYS INC	COM	86/12/31-03/12/31	4/7/2003	54 418 66	43,309 00	11,109 66
2,200 00	BOSTON PPTYS INC	COM	86/12/31-03/12/31	4/9/2003	85,538 81	88,057 00	(2,518 19)
1,800 00	BOSTON PPTYS INC	COM	86/12/31-03/12/31	4/11/2003	62,082 68	47,172 70	14,909 98
11,900 00	BOSTON PPTYS INC	COM	86/12/31-03/12/31	5/2/2003	469,312 81	439,850 49	29,462 32
42,900 00	BOSTON PPTYS INC	COM	86/12/31-03/12/31	6/6/2003	1,855,854 00	1,618,338 04	237,515 96
7,100 00	BRANDYWINE RLTY TR	SH BEN INT NEW	86/12/31-03/12/31	2/25/2003	137,535 62	137,555 33	(19 71)
6,600 00	BRANDYWINE RLTY TR	SH BEN INT NEW	86/12/31-03/12/31	5/5/2003	150,261 74	117,530 44	32,731 30
23,600 00	BRANDYWINE RLTY TR	SH BEN INT NEW	86/12/31-03/12/31	6/6/2003	568,524 00	443,017 72	125,506 28
1,600 00	CAMDEN PPTY TR	COM	86/12/31-03/12/31	6/6/2003	57,808 00	58,221 12	(413 12)
3 100 00	CARRAMERICA RLTY CORP	COM	86/12/31-03/12/31	1/14/2003	76,168 42	93,098 11	(16,929 69)
5,900 00	CARRAMERICA RLTY CORP	COM	86/12/31-03/12/31	1/16/2003	143,728 51	175,850 58	(32,122 07)
3,000 00	CARRAMERICA RLTY CORP	COM	86/12/31-03/12/31	1/24/2003	71,098 15	89,361 60	(18,263 45)
5,800 00	CENTERPOINT PPTYS TR	COM	86/12/31-03/12/31	2/21/2003	326,484 92	272,754 30	53,730 62
2,100 00	CENTERPOINT PPTYS TR	COM	86/12/31-03/12/31	4/9/2003	125,103 73	97,434 00	27,669 73
5,400 00	CENTERPOINT PPTYS TR	COM	86/12/31-03/12/31	4/29/2003	314,778 79	252,687 41	62,091 38
1,200 00	CENTERPOINT PPTYS TR	COM	86/12/31-03/12/31	5/1/2003	69 560 98	69,941 61	(380 63)
500 00	CENTERPOINT PPTYS TR	COM	86/12/31-03/12/31	5/2/2003	29,042 93	29,121 60	(78 67)
500 00	CENTERPOINT PPTYS TR	COM	86/12/31-03/12/31	5/5/2003	29,197 93	29,121 60	76 33
200 00	CENTERPOINT PPTYS TR	COM	86/12/31-03/12/31	5/6/2003	11,762 74	11,648 84	114 10
800 00	CENTERPOINT PPTYS TR	COM	86/12/31-03/12/31	5/27/2003	48,227 50	46,351 06	1,876 44
15,800 00	CENTERPOINT PPTYS TR	COM	86/12/31-03/12/31	6/6/2003	954,720 00	877,728 75	76,991 25
8,900 00	DEVELOPERS DIVERSIFIED RLTY	COM	86/12/31-03/12/31	2/25/2003	204,305 79	200,787 50	3,518 29
13 400 00	DEVELOPERS DIVERSIFIED RLTY	COM	86/12/31-03/12/31	5/1/2003	340,247 55	328,530 27	11,717 28
48,200 00	DEVELOPERS DIVERSIFIED RLTY	COM	86/12/31-03/12/31	6/6/2003	1,413,708 00	1,079,536 55	334,169 45
10,100 00	DUKE RLTY CORP	COM NEW	86/12/31-03/12/31	5/5/2003	280,139 65	279,312 97	826 68
38,200 00	DUKE RLTY CORP	COM NEW	86/12/31-03/12/31	6/6/2003	1,031,338 00	935,147 37	96,190 63
1 800 00	EQUITY OFFICE PPTYS TR	COM	86/12/31-03/12/31	1/6/2003	46,451 55	52,857 58	(6,406 03)
2,200 00	EQUITY OFFICE PPTYS TR	COM	86/12/31-03/12/31	1/7/2003	55 421 38	64,359 24	(8,937 86)
5,000 00	EQUITY OFFICE PPTYS TR	COM	86/12/31-03/12/31	1/8/2003	125,944 69	146,271 00	(20,326 31)
2 000 00	EQUITY OFFICE PPTYS TR	COM	86/12/31-03/12/31	1/13/2003	49,819 30	58,508 40	(8,689 10)
2 100 00	EQUITY OFFICE PPTYS TR	COM	86/12/31-03/12/31	1/24/2003	49,842 50	61,433 82	(11,591 32)
3 900 00	EQUITY OFFICE PPTYS TR	COM	86/12/31-03/12/31	1/28/2003	92,155 38	114,091 38	(21,936 00)
3,900 00	EQUITY OFFICE PPTYS TR	COM	86/12/31-03/12/31	1/29/2003	92,888 16	114,091 38	(21,405 22)
16,200 00	EQUITY OFFICE PPTYS TR	COM	86/12/31-03/12/31	2/28/2003	391,868 17	466,888 89	(75,020 72)
23,900 00	EQUITY OFFICE PPTYS TR	COM	86/12/31-03/12/31	5/1/2003	618,741 97	607 140 69	11,601 28
93,076 00	EQUITY OFFICE PPTYS TR	COM	86/12/31-03/12/31	6/6/2003	2 525,151 88	2,357,537 09	167,614 79
19,300 00	EQUITY RESIDENTIAL	SH BEN INT	86/12/31-03/12/31	1/28/2003	459,519 13	385,813 22	73,705 91
9,900 00	EQUITY RESIDENTIAL	SH BEN INT	86/12/31-03/12/31	1/29/2003	235,018 90	238,356 80	(3,337 90)
3,400 00	EQUITY RESIDENTIAL	SH BEN INT	86/12/31-03/12/31	2/25/2003	82,141 52	98,404 29	(16,262 77)
5,000 00	EQUITY RESIDENTIAL	SH BEN INT	86/12/31-03/12/31	4/11/2003	124,127 67	138,103 40	(13,975 73)
8,800 00	EQUITY RESIDENTIAL	SH BEN INT	86/12/31-03/12/31	4/14/2003	219,942 16	229,593 52	(9,651 36)
6,500 00	EQUITY RESIDENTIAL	SH BEN INT	86/12/31-03/12/31	4/15/2003	164,323 99	169,313 95	(4,989 96)
16,000 00	EQUITY RESIDENTIAL	SH BEN INT	86/12/31-03/12/31	5/2/2003	420,988 65	412,877 68	8,108 97
57,800 00	EQUITY RESIDENTIAL	SH BEN INT	86/12/31-03/12/31	6/6/2003	1,603,950 00	1,394,128 78	209,821 22
3,500 00	ESSEX PROPERTY TRUST	COM	86/12/31-03/12/31	2/24/2003	174,329 74	174,084 05	245 69
3,600 00	ESSEX PROPERTY TRUST	COM	86/12/31-03/12/31	5/2/2003	202,901 61	191,201 66	11,699 95
500 00	ESSEX PROPERTY TRUST	COM	86/12/31-03/12/31	5/9/2003	28,647 80	26,193 30	2,454 50
1,600 00	ESSEX PROPERTY TRUST	COM	86/12/31-03/12/31	5/13/2003	91,811 69	80 709 00	11,102 69
700 00	ESSEX PROPERTY TRUST	COM	86/12/31-03/12/31	5/19/2003	39,858 72	34,655 81	5,202 91
9,900 00	ESSEX PROPERTY TRUST	COM	86/12/31-03/12/31	6/6/2003	581 823 00	509 234 03	72 588 97
9,800 00	FELCOR LODGING TR INC	COM	86/12/31-03/12/31	2/13/2003	62,181 95	132,593 39	(70,411 44)
8 700 00	FELCOR LODGING TR INC	COM	86/12/31-03/12/31	2/14/2003	56,260 32	103,884 81	(47,624 49)
31,200 00	FIRST INDL RLTY TR INC	COM	86/12/31-03/12/31	6/6/2003	991,224 00	940,323 88	50,900 34
11,400 00	GENERAL GROWTH PPTYS INC	COM	86/12/31-03/12/31	2/21/2003	591,598 85	459,093 36	132,505 49
800 00	GENERAL GROWTH PPTYS INC	COM	86/12/31-03/12/31	4/8/2003	43,522 68	32,118 24	11,404 44
1,100 00	GENERAL GROWTH PPTYS INC	COM	86/12/31-03/12/31	4/9/2003	59,452 78	44,182 58	15,270 18
2,100 00	GENERAL GROWTH PPTYS INC	COM	86/12/31-03/12/31	4/14/2003	113,419 25	83,195 24	30,224 01
10,600 00	GENERAL GROWTH PPTYS INC	COM	86/12/31-03/12/31	4/29/2003	595 371 98	408,353 91	187,018 07
1,500 00	GENERAL GROWTH PPTYS INC	COM	86/12/31-03/12/31	4/30/2003	84,252 10	57,137 70	27,114 40
1,000 00	GENERAL GROWTH PPTYS INC	COM	86/12/31-03/12/31	5/12/2003	58,539 15	38,091 80	20,447 35
800 00	GENERAL GROWTH PPTYS INC	COM	86/12/31-03/12/31	5/15/2003	48,321 82	30,473 44	17,848 38
27,200 00	GENERAL GROWTH PPTYS INC	COM	86/12/31-03/12/31	6/6/2003	1,670 896 00	1,043,372 81	627,523 19
2,300 00	HEALTH CARE PPTY INVS INC	COM	86/12/31-03/12/31	1/22/2003	85,772 92	99,581 72	(13,808 80)
1,400 00	HEALTH CARE PPTY INVS INC	COM	86/12/31-03/12/31	1/23/2003	51,731 52	60,614 96	(8,883 44)
6,200 00	HEALTH CARE PPTY INVS INC	COM	86/12/31-03/12/31	2/24/2003	216,527 23	267,044 18	(50,516 95)

THE ROCKEFELLER FOUNDATION
EMPLOYEE ID NO 13-1659629
GAIN AND LOSSES ON TAXABLE INVESTMENTS
FOR YEAR 2003

Shares/Par Value	Security Name	Security Description	Date Bought	Date Sold	Proceeds	Cost	Realized Gain/Loss
6,000.00	HEALTH CARE PPTY INVS INC	COM	88/12/31-03/12/31	3/5/2003	211,225.43	255,096.63	(43,871.20)
1,500.00	HEALTH CARE PPTY INVS INC	COM	88/12/31-03/12/31	3/7/2003	51,800.33	63,510.00	(11,709.67)
1,400.00	HEALTH CARE PPTY INVS INC	COM	88/12/31-03/12/31	3/13/2003	47,209.93	59,276.00	(12,066.07)
4,900.00	HEALTH CARE PPTY INVS INC	COM	88/12/31-03/12/31	4/29/2003	183,590.47	207,407.41	(23,816.94)
1,700.00	HEALTH CARE PPTY INVS INC	COM	88/12/31-03/12/31	4/30/2003	63,458.53	71,850.73	(8,392.20)
12,800.00	HEALTH CARE PPTY INVS INC	COM	88/12/31-03/12/31	6/6/2003	525,568.00	530,869.96	(5,301.96)
6,500.00	HOST MARRIOTT CORP NEW	COM	88/12/31-03/12/31	2/21/2003	47,643.55	74,490.00	(26,846.45)
32,900.00	HOST MARRIOTT CORP NEW	COM	88/12/31-03/12/31	3/11/2003	206,934.71	376,584.00	(169,649.29)
7,200.00	HOST MARRIOTT CORP NEW	COM	88/12/31-03/12/31	3/12/2003	44,671.04	76,785.54	(32,114.50)
38,300.00	HOST MARRIOTT CORP NEW	COM	88/12/31-03/12/31	3/13/2003	235,664.22	357,199.38	(121,535.16)
7,000.00	HOST MARRIOTT CORP NEW	COM	88/12/31-03/12/31	3/14/2003	42,850.59	59,657.50	(16,806.91)
14,200.00	HOST MARRIOTT CORP NEW	COM	88/12/31-03/12/31	5/2/2003	111,537.15	118,490.14	(6,952.99)
55,100.00	HOST MARRIOTT CORP NEW	COM	88/12/31-03/12/31	6/6/2003	525,103.00	442,974.29	82,128.71
5,800.00	KIMCO RLTY CORP	COM	88/12/31-03/12/31	4/29/2003	214,030.84	208,000.70	6,030.14
7,300.00	KIMCO RLTY CORP	COM	88/12/31-03/12/31	4/30/2003	265,489.28	250,171.31	15,317.97
2,100.00	KIMCO RLTY CORP	COM	88/12/31-03/12/31	5/7/2003	78,036.12	71,826.38	6,409.74
1,700.00	KIMCO RLTY CORP	COM	88/12/31-03/12/31	5/8/2003	63,492.53	57,983.26	5,509.27
32,300.00	KIMCO RLTY CORP	COM	88/12/31-03/12/31	6/8/2003	1,237,736.00	1,025,266.75	212,469.25
49,700.00	LA QUINTA CORP	PAIRED CTF 1 COM B LA QUINTA	88/12/31-03/12/31	2/25/2003	178,233.65	314,355.42	(136,121.77)
15,300.00	LA QUINTA CORP	PAIRED CTF 1 COM B LA QUINTA	88/12/31-03/12/31	2/26/2003	54,160.34	94,692.85	(40,532.51)
2,700.00	LA QUINTA CORP	PAIRED CTF 1 COM B LA QUINTA	88/12/31-03/12/31	3/21/2003	8,315.74	17,712.00	(9,396.26)
26,000.00	LA QUINTA CORP	PAIRED CTF 1 COM B LA QUINTA	88/12/31-03/12/31	5/6/2003	88,148.80	167,648.39	(79,499.59)
15,500.00	LA QUINTA CORP	PAIRED CTF 1 COM B LA QUINTA	88/12/31-03/12/31	5/15/2003	68,816.73	90,914.57	(22,097.84)
21,600.00	LA QUINTA CORP	PAIRED CTF 1 COM B LA QUINTA	88/12/31-03/12/31	5/16/2003	95,899.45	116,172.90	(20,273.45)
181,500.00	LA QUINTA CORP	PAIRED CTF 1 COM B LA QUINTA	88/12/31-03/12/31	6/6/2003	802,230.00	859,746.15	(57,516.15)
7,600.00	LIBERTY PROPERTY	SH BEN INT SUPP	88/12/31-03/12/31	2/21/2003	236,656.86	209,788.50	26,868.36
7,800.00	LIBERTY PROPERTY	SH BEN INT SUPP	88/12/31-03/12/31	5/6/2003	250,012.59	199,410.73	50,601.86
27,800.00	LIBERTY PROPERTY	SH BEN INT SUPP	88/12/31-03/12/31	6/6/2003	947,980.00	716,778.79	231,201.21
12,200.00	MACERICH CO	COM	88/12/31-03/12/31	2/21/2003	384,318.90	327,726.16	56,592.74
12,400.00	MACERICH CO	COM	88/12/31-03/12/31	5/5/2003	416,813.02	332,718.17	83,894.85
2,500.00	MACERICH CO	COM	88/12/31-03/12/31	5/14/2003	85,131.50	62,936.35	22,195.15
3,500.00	MACERICH CO	COM	88/12/31-03/12/31	5/15/2003	119,527.44	86,287.45	33,239.99
38,900.00	MACERICH CO	COM	88/12/31-03/12/31	6/6/2003	1,391,453.00	845,943.10	545,509.90
3,800.00	MACK CA RLTY CORP	COM	88/12/31-03/12/31	5/2/2003	121,594.29	120,728.30	865.99
21,300.00	MACK CA RLTY CORP	COM	88/12/31-03/12/31	6/6/2003	752,316.00	657,159.63	95,156.37
14,300.00	MERISTAR HOSPITALITY CORP	COM	88/12/31-03/12/31	2/14/2003	49,197.64	224,542.74	(175,345.10)
20,900.00	MERISTAR HOSPITALITY CORP	COM	88/12/31-03/12/31	2/20/2003	62,489.08	325,233.32	(262,744.24)
5,600.00	MERISTAR HOSPITALITY CORP	COM	88/12/31-03/12/31	2/21/2003	15,921.43	87,003.62	(71,082.19)
63,500.00	MERISTAR HOSPITALITY CORP	COM	88/12/31-03/12/31	2/24/2003	175,254.84	467,935.77	(292,681.13)
12,500.00	NATIONWIDE HEALTH PPTYS INC	COM	88/12/31-03/12/31	2/21/2003	164,877.51	183,269.15	(18,391.64)
1,400.00	NATIONWIDE HEALTH PPTYS INC	COM	88/12/31-03/12/31	2/28/2003	18,288.90	20,027.55	(1,738.65)
2,600.00	NATIONWIDE HEALTH PPTYS INC	COM	88/12/31-03/12/31	3/10/2003	33,023.94	37,038.30	(4,014.36)
3,100.00	NATIONWIDE HEALTH PPTYS INC	COM	88/12/31-03/12/31	3/13/2003	39,860.48	43,702.93	(3,842.45)
7,400.00	NATIONWIDE HEALTH PPTYS INC	COM	88/12/31-03/12/31	3/14/2003	93,163.18	103,353.91	(10,190.73)
2,100.00	NATIONWIDE HEALTH PPTYS INC	COM	88/12/31-03/12/31	3/17/2003	26,617.74	29,313.06	(2,695.32)
1,400.00	NATIONWIDE HEALTH PPTYS INC	COM	88/12/31-03/12/31	4/14/2003	19,575.41	19,542.04	33.37
1,200.00	NATIONWIDE HEALTH PPTYS INC	COM	88/12/31-03/12/31	4/15/2003	16,843.96	16,750.32	93.64
1,900.00	NATIONWIDE HEALTH PPTYS INC	COM	88/12/31-03/12/31	4/16/2003	26,588.87	26,506.68	82.19
1,100.00	NATIONWIDE HEALTH PPTYS INC	COM	88/12/31-03/12/31	5/6/2003	15,777.54	15,193.20	584.34
2,800.00	NATIONWIDE HEALTH PPTYS INC	COM	88/12/31-03/12/31	5/7/2003	40,229.06	36,232.10	3,996.96
1,100.00	NATIONWIDE HEALTH PPTYS INC	COM	88/12/31-03/12/31	5/8/2003	15,796.57	13,541.00	2,255.57
45,100.00	NATIONWIDE HEALTH PPTYS INC	COM	88/12/31-03/12/31	6/6/2003	706,266.00	642,612.84	63,653.16
5,800.00	NEW PLAN EXCEL RLTY TR INC	COM	88/12/31-03/12/31	5/5/2003	117,042.56	117,157.15	(114.59)
28,600.00	NEW PLAN EXCEL RLTY TR INC	COM	88/12/31-03/12/31	6/6/2003	626,340.00	575,582.56	50,757.44
5,000.00	PAN PAC RETAIL PPTYS INC	COM	88/12/31-03/12/31	2/21/2003	187,255.35	118,800.00	68,455.35
4,900.00	PAN PAC RETAIL PPTYS INC	COM	88/12/31-03/12/31	5/5/2003	194,569.87	116,424.00	78,145.87
17,400.00	PAN PAC RETAIL PPTYS INC	COM	88/12/31-03/12/31	6/6/2003	709,050.00	514,539.13	194,510.87
8,100.00	PLUM CREEK TIMBER CO INC	COM	88/12/31-03/12/31	2/21/2003	176,493.67	184,728.09	(8,234.42)
8,600.00	PLUM CREEK TIMBER CO INC	COM	88/12/31-03/12/31	5/6/2003	203,024.43	194,478.52	8,545.91
41,100.00	PLUM CREEK TIMBER CO INC	COM	88/12/31-03/12/31	6/6/2003	1,109,289.00	960,892.83	148,396.17
2,900.00	POST PPTYS INC	COM	88/12/31-03/12/31	5/2/2003	76,295.42	70,830.76	5,464.66
14,400.00	POST PPTYS INC	COM	88/12/31-03/12/31	6/6/2003	393,120.00	360,148.23	32,971.77
2,200.00	PRENTISS PPTYS TR	SH BEN INT	88/12/31-03/12/31	1/27/2003	58,066.80	59,342.18	(1,275.38)
1,800.00	PRENTISS PPTYS TR	SH BEN INT	88/12/31-03/12/31	1/29/2003	47,329.93	48,295.08	(965.15)
1,900.00	PRENTISS PPTYS TR	SH BEN INT	88/12/31-03/12/31	1/30/2003	49,855.63	50,950.21	(1,094.58)
2,900.00	PRENTISS PPTYS TR	SH BEN INT	88/12/31-03/12/31	2/6/2003	75,572.00	77,766.11	(2,194.11)
1,900.00	PRENTISS PPTYS TR	SH BEN INT	88/12/31-03/12/31	2/7/2003	49,055.37	50,950.21	(1,894.84)
600.00	PRENTISS PPTYS TR	SH BEN INT	88/12/31-03/12/31	2/10/2003	15,510.79	16,089.54	(578.75)
5,500.00	PRENTISS PPTYS TR	SH BEN INT	88/12/31-03/12/31	2/14/2003	139,365.79	148,272.51	(8,906.72)
5,200.00	PRENTISS PPTYS TR	SH BEN INT	88/12/31-03/12/31	2/18/2003	131,866.98	136,439.91	(4,572.93)
24,500.00	PROLOGIS	SH BEN INT	88/12/31-03/12/31	2/24/2003	597,536.86	534,462.50	63,074.36
2,900.00	PROLOGIS	SH BEN INT	88/12/31-03/12/31	4/8/2003	75,229.43	66,880.28	8,349.15
2,400.00	PROLOGIS	SH BEN INT	88/12/31-03/12/31	4/9/2003	62,220.44	55,183.68	7,036.76
1,600.00	PROLOGIS	SH BEN INT	88/12/31-03/12/31	4/11/2003	41,420.29	36,789.12	4,631.17
9,500.00	PROLOGIS	SH BEN INT	88/12/31-03/12/31	5/5/2003	249,434.54	218,423.66	31,010.88
23,000.00	PROLOGIS	SH BEN INT	88/12/31-03/12/31	5/6/2003	613,924.00	501,085.13	112,838.87
69,954.00	PROLOGIS	SH BEN INT	88/12/31-03/12/31	6/6/2003	1,953,815.22	1,492,508.53	461,306.69
13,200.00	PUBLIC STORAGE INC	COM	88/12/31-03/12/31	2/21/2003	432,376.72	343,448.71	88,928.01
2,400.00	PUBLIC STORAGE INC	COM	88/12/31-03/12/31	3/7/2003	79,527.60	80,565.08	(1,037.48)
1,800.00	PUBLIC STORAGE INC	COM	88/12/31-03/12/31	3/10/2003	59,290.21	45,240.32	14,049.89
2,800.00	PUBLIC STORAGE INC	COM	88/12/31-03/12/31	3/13/2003	89,516.38	70,119.08	19,397.30
3,200.00	PUBLIC STORAGE INC	COM	88/12/31-03/12/31	3/14/2003	92,153.38	79,212.28	12,941.10
4,000.00	PUBLIC STORAGE INC	COM	88/12/31-03/12/31	3/17/2003	117,248.46	95,641.15	21,607.31
9,100.00	PUBLIC STORAGE INC	COM	88/12/31-03/12/31	5/6/2003	300,517.95	207,518.86	92,999.09
32,928.00	PUBLIC STORAGE INC	COM	88/12/31-03/12/31	6/6/2003	1,180,798.08	1,041,972.77	138,825.31

THE ROCKEFELLER FOUNDATION
EMPLOYEE ID NO 13-1659629
GAIN AND LOSSES ON TAXABLE INVESTMENTS
FOR YEAR 2003

Shares/Par Value	Security Name	Security Description	Date Bought	Date Sold	Proceeds	Cost	Realized Gain/Loss
5,100 00	RECKSON ASSOCS RLTY CORP	COM	88/12/31-03/12/31	2/25/2003	102,082 19	119,358 31	(17,296 12)
1,900 00	RECKSON ASSOCS RLTY CORP	COM	88/12/31-03/12/31	3/8/2003	35,992 13	43,814 00	(7,821 87)
2,400 00	RECKSON ASSOCS RLTY CORP	COM	88/12/31-03/12/31	3/7/2003	45,028 40	55,223 00	(10,194 60)
3,200 00	RECKSON ASSOCS RLTY CORP	COM	88/12/31-03/12/31	3/11/2003	58,220 00	73,440 00	(15,220 00)
6,000 00	RECKSON ASSOCS RLTY CORP	COM	88/12/31-03/12/31	3/12/2003	107,241 38	137,700 00	(30,458 64)
7,800 00	RECKSON ASSOCS RLTY CORP	COM	88/12/31-03/12/31	3/13/2003	139,927 77	178,700 00	(38,772 23)
3,300 00	RECKSON ASSOCS RLTY CORP	COM	88/12/31-03/12/31	3/13/2003	59,219 68	75,735 00	(16,515 32)
3,900 00	RECKSON ASSOCS RLTY CORP	COM	88/12/31-03/12/31	3/14/2003	69,769 67	87,458 24	(17,688 57)
3,400 00	RECKSON ASSOCS RLTY CORP	COM	88/12/31-03/12/31	3/17/2003	61,390 92	75,344 00	(13,953 08)
2,600 00	RECKSON ASSOCS RLTY CORP	COM	88/12/31-03/12/31	3/18/2003	47 657 34	57,616 00	(9,958 66)
9,700 00	REGENCY CTRS CORP	COM	88/12/31-03/12/31	2/25/2003	310,575 90	272,717 06	37,858 84
700 00	REGENCY CTRS CORP	COM	88/12/31-03/12/31	3/21/2003	23,232 29	20,340 46	2,891 83
4,700 00	REGENCY CTRS CORP	COM	88/12/31-03/12/31	3/21/2003	156,587 05	136,542 59	20,044 46
2,100 00	REGENCY CTRS CORP	COM	88/12/31-03/12/31	3/24/2003	68,753 73	58,824 07	10,129 66
1,700 00	REGENCY CTRS CORP	COM	88/12/31-03/12/31	3/25/2003	55,707 25	47,362 00	8,345 25
700 00	REGENCY CTRS CORP	COM	88/12/31-03/12/31	3/28/2003	22,852 18	19,502 00	3,350 18
7,100 00	REGENCY CTRS CORP	COM	88/12/31-03/12/31	5/8/2003	242,120 65	207,291 56	34,829 09
1,200 00	REGENCY CTRS CORP	COM	88/12/31-03/12/31	5/8/2003	41,028 07	34,392 00	6,636 07
24,500 00	REGENCY CTRS CORP	COM	88/12/31-03/12/31	6/6/2003	851,375 00	724,503 29	126,871 71
3,300 00	ROUSE CO	COM	88/12/31-03/12/31	1/23/2003	102,407 79	86,086 00	16,321 79
3,900 00	ROUSE CO	COM	88/12/31-03/12/31	1/24/2003	121,108 50	88,592 40	32,516 10
2,800 00	ROUSE CO	COM	88/12/31-03/12/31	1/28/2003	79,681 35	77,265 80	2,415 55
3,900 00	ROUSE CO	COM	88/12/31-03/12/31	2/21/2003	127,955 14	127,020 46	934 68
4,100 00	ROUSE CO	COM	88/12/31-03/12/31	5/5/2003	142,283 41	131,647 31	10,636 10
14,400 00	ROUSE CO	COM	88/12/31-03/12/31	6/8/2003	552,960 00	456,111 44	96,848 56
2,100 00	SL GREEN RLTY CORP	COM	88/12/31-03/12/31	2/21/2003	63,145 09	43,963 50	19,181 59
2,000 00	SL GREEN RLTY CORP	COM	88/12/31-03/12/31	5/22/2003	84,434 97	40,845 00	23,789 97
1,900 00	SL GREEN RLTY CORP	COM	88/12/31-03/12/31	6/4/2003	65,859 27	38,114 00	27,745 27
5,000 00	SL GREEN RLTY CORP	COM	88/12/31-03/12/31	6/6/2003	174,750 00	93,500 00	81,250 00
14,800 00	SIMON PPTY GROUP INC NEW	COM	88/12/31-03/12/31	2/28/2003	510,927 95	439,181 52	71,746 43
20,900 00	SIMON PPTY GROUP INC NEW	COM	88/12/31-03/12/31	5/2/2003	773,109 09	691,635 74	81,473 35
800 00	SIMON PPTY GROUP INC NEW	COM	88/12/31-03/12/31	5/6/2003	30,331 05	26,005 82	4,325 23
1,900 00	SIMON PPTY GROUP INC NEW	COM	88/12/31-03/12/31	5/7/2003	72,132 58	61,764 06	10,368 52
1,000 00	SIMON PPTY GROUP INC NEW	COM	88/12/31-03/12/31	6/3/2003	38,272 50	33,718 60	4,553 90
3,100 00	SIMON PPTY GROUP INC NEW	COM	88/12/31-03/12/31	6/4/2003	119,008 21	104,527 66	14,478 55
52,200 00	SIMON PPTY GROUP INC NEW	COM	88/12/31-03/12/31	6/8/2003	2,033,190 00	1,697,722 78	335,467 22
4,600 00	STARWOOD HOTELS + RESORTS	PAIRD 1 CL B SH BEN + 1 COM	88/12/31-03/12/31	3/24/2003	113,762 48	115,101 69	(1,339 21)
4,200 00	STARWOOD HOTELS + RESORTS	PAIRD 1 CL B SH BEN + 1 COM	88/12/31-03/12/31	3/25/2003	102,370 73	104,304 48	(1,933 75)
8,400 00	STARWOOD HOTELS + RESORTS	PAIRD 1 CL B SH BEN + 1 COM	88/12/31-03/12/31	6/8/2003	255,896 00	237,430 23	18,465 77
1,200 00	SUMMIT PPTYS INC	COM	88/12/31-03/12/31	2/21/2003	21,527 34	21,132 00	395 34
5,000 00	SUMMIT PPTYS INC	COM	88/12/31-03/12/31	2/28/2003	88,489 32	87,708 40	780 92
1,300 00	SUN CMNTYS INC	COM	88/12/31-03/12/31	1/29/2003	45,161 15	45,643 00	(481 85)
1,500 00	SUN CMNTYS INC	COM	88/12/31-03/12/31	1/31/2003	51,859 34	52,665 00	(805 66)
2,200 00	SUN CMNTYS INC	COM	88/12/31-03/12/31	5/2/2003	65,726 02	65,602 00	124 02
1,000 00	SUN CMNTYS INC	COM	88/12/31-03/12/31	5/13/2003	39,395 45	38,580 00	815 45
6,700 00	SUN CMNTYS INC	COM	88/12/31-03/12/31	6/8/2003	270,144 00	242,314 94	27,829 06
4,100 00	TAUBMAN CENTERS INC	REIT	88/12/31-03/12/31	2/7/2003	67,027 64	67,692 23	(664 59)
9,000 00	TAUBMAN CENTERS INC	REIT	88/12/31-03/12/31	2/20/2003	152,022 50	138,410 10	13,612 40
4,600 00	TAUBMAN CENTERS INC	REIT	88/12/31-03/12/31	2/21/2003	78,502 14	65,569 78	12,932 36
2,800 00	TAUBMAN CENTERS INC	REIT	88/12/31-03/12/31	3/13/2003	47,180 09	39,912 04	7,268 05
1,800 00	TAUBMAN CENTERS INC	REIT	88/12/31-03/12/31	3/14/2003	30,440 32	25,657 74	4,782 58
3,400 00	TAUBMAN CENTERS INC	REIT	88/12/31-03/12/31	4/25/2003	60,823 14	51,512 82	9,310 32
3,000 00	TAUBMAN CENTERS INC	REIT	88/12/31-03/12/31	4/28/2003	52,917 51	42,782 90	10,134 61
10,900 00	TAUBMAN CENTERS INC	REIT	88/12/31-03/12/31	5/1/2003	191,183 56	154,796 64	36,386 92
2,200 00	TAUBMAN CENTERS INC	REIT	88/12/31-03/12/31	6/3/2003	42,420 82	31,152 00	11,268 82
2,400 00	TAUBMAN CENTERS INC	REIT	88/12/31-03/12/31	6/4/2003	48,551 57	33,282 36	13,269 21
1,700 00	TAUBMAN CENTERS INC	REIT	88/12/31-03/12/31	6/5/2003	32,649 51	23,116 11	9,533 40
6,000 00	TAUBMAN CENTERS INC	REIT	88/12/31-03/12/31	6/8/2003	111,800 00	80,107 80	31,792 20
2,500 00	VORNADO RLTY TR	COM	88/12/31-03/12/31	1/23/2003	86,548 89	99,745 00	(13,196 11)
2,800 00	VORNADO RLTY TR	COM	88/12/31-03/12/31	1/27/2003	95,810 03	110,174 48	(14,364 45)
3,700 00	VORNADO RLTY TR	COM	88/12/31-03/12/31	1/28/2003	127,348 83	144,574 43	(17,227 60)
2,500 00	VORNADO RLTY TR	COM	88/12/31-03/12/31	1/29/2003	88,302 39	95,087 50	(6,785 11)
8,600 00	VORNADO RLTY TR	COM	88/12/31-03/12/31	1/30/2003	261,101 22	303,153 50	(42,052 28)
2,100 00	VORNADO RLTY TR	COM	88/12/31-03/12/31	1/30/2003	71,104 06	79,138 50	(8,034 44)
10,300 00	VORNADO RLTY TR	COM	88/12/31-03/12/31	2/4/2003	349,463 31	337,502 45	11,960 86
12,000 00	VORNADO RLTY TR	COM	88/12/31-03/12/31	2/5/2003	408,093 29	538,122 97	(128,029 68)
4,100 00	VORNADO RLTY TR	COM	88/12/31-03/12/31	2/6/2003	140,385 91	179,466 74	(39,080 83)
6,900 00	VORNADO RLTY TR	COM	88/12/31-03/12/31	2/20/2003	237,545 34	294,569 33	(57,023 99)
5,900 00	VORNADO RLTY TR	COM	88/12/31-03/12/31	5/1/2003	222,065 59	254,995 30	(32,929 71)
21,200 00	VORNADO RLTY TR	COM	88/12/31-03/12/31	6/6/2003	926,016 00	868,018 55	57,997 45
1,500 00	VORNADO REALTY TR	PFD CONV SER A USD 3 25	88/12/31-03/12/31	2/28/2003	75,007 78	99,392 20	(24,384 42)
8,700 00	VORNADO REALTY TR	PFD CONV SER A USD 3 25	88/12/31-03/12/31	4/23/2003	475,954 70	487,109 00	(11,154 30)
200 00	AMLI RESIDENTIAL PPTYS TR	SH BEN INT	88/12/31-03/12/31	7/14/2003	4,884 57	4,888 00	(3 43)
100 00	AMLI RESIDENTIAL PPTYS TR	SH BEN INT	88/12/31-03/12/31	7/15/2003	2,435 88	2,443 00	(7 12)
150 00	AMLI RESIDENTIAL PPTYS TR	SH BEN INT	88/12/31-03/12/31	7/16/2003	3,640 32	3,664 50	(24 18)
70 00	ALEXANDERS INC	COM	88/12/31-03/12/31	7/14/2003	6,155 79	6,090 00	65 79
200 00	ALEXANDRIA REAL ESTATE EQUIT	COM	88/12/31-03/12/31	7/14/2003	9,146 37	9,122 00	24 37
100 00	ALEXANDRIA REAL ESTATE EQUIT	COM	88/12/31-03/12/31	7/15/2003	4,615 78	4,561 00	54 78
190 00	ALEXANDRIA REAL ESTATE EQUIT	COM	88/12/31-03/12/31	7/16/2003	8,788 98	8,665 90	123 08
140 00	AMERICAN MTG ACCEP CO	SH BEN INT	88/12/31-03/12/31	7/14/2003	2,483 24	2,483 00	(24 24)
6,300 00	ANTHRACITE CAP INC	COM	88/12/31-03/12/31	7/14/2003	78,044 51	78,876 00	(831 49)
1,940 00	ANTHRACITE CAP INC	COM	88/12/31-03/12/31	7/15/2003	24,123 55	24,288 00	(164 45)
400 00	ASSOCIATED ESTATES RLTY CORP	COM	88/12/31-03/12/31	7/14/2003	2,573 47	2,568 00	5 47
100 00	ASSOCIATED ESTATES RLTY CORP	COM	88/12/31-03/12/31	7/15/2003	842 98	842 00	98 98
140 00	ASSOCIATED ESTATES RLTY CORP	COM	88/12/31-03/12/31	7/16/2003	897 35	898 80	(145 45)

THE ROCKEFELLER FOUNDATION
EMPLOYEE ID NO 13-1659629
GAIN AND LOSSES ON TAXABLE INVESTMENTS
FOR YEAR 2003

Shares/Par Value	Security Name	Security Description	Date Bought	Date Sold	Proceeds	Cost	Realized Gain/Loss
1,000 00	BEDFORD PPTY INVS INC	COM PAR USD 0 02	86/12/31-03/12/31	7/14/2003	28,067 18	28,050 00	17 18
100 00	BEDFORD PPTY INVS INC	COM PAR USD 0 02	86/12/31-03/12/31	7/15/2003	2,837 88	2,805 00	32 88
140 00	BEDFORD PPTY INVS INC	COM PAR USD 0 02	88/12/31-03/12/31	7/16/2003	3,988 41	3,927 00	61 41
2,600 00	BOYKIN LODGING CO	COM	86/12/31-03/12/31	7/14/2003	20,568 41	20,696 00	(127 59)
100 00	BOYKIN LODGING CO	COM	86/12/31-03/12/31	7/15/2003	801 96	796 00	5 96
800 00	BRANDYWINE RLTY TR	SH BEN INT NEW	86/12/31-03/12/31	7/14/2003	19,738 27	19,780 00	(21 73)
100 00	BRANDYWINE RLTY TR	SH BEN INT NEW	86/12/31-03/12/31	7/15/2003	2,456 88	2,470 00	(13 12)
150 00	BRANDYWINE RLTY TR	SH BEN INT NEW	86/12/31-03/12/31	7/16/2003	3,695 82	3,705 00	(9 18)
800 00	CBL + ASSOC PPTYS INC	COM	86/12/31-03/12/31	7/14/2003	36,574 52	36,160 00	414 52
100 00	CBL + ASSOC PPTYS INC	COM	86/12/31-03/12/31	7/15/2003	4,561 79	4,520 00	41 79
280 00	CBL + ASSOC PPTYS INC	COM	86/12/31-03/12/31	7/16/2003	12,862 59	12,656 00	206 59
100 00	CAPITAL AUTOMOTIVE REIT	COM SHS	86/12/31-03/12/31	7/14/2003	2,933 26	2,913 00	20 26
210 00	CAPITAL AUTOMOTIVE REIT	COM SHS	86/12/31-03/12/31	7/16/2003	6,156 91	6,117 30	39 61
400 00	CAPSTEAD MORTGAGE CORP	COM	86/12/31-03/12/31	7/14/2003	4,541 38	4,572 00	(30 62)
200 00	CAPSTEAD MORTGAGE CORP	COM	86/12/31-03/12/31	7/16/2003	2,303 89	2,286 00	17 89
2,500 00	CHATEAU CMNTYS INC	COM	86/12/31-03/12/31	7/17/2003	73,700 00	73,692 41	7 59
300 00	CHELSEA PPTY GROUP INC	COM	86/12/31-03/12/31	7/14/2003	12,622 59	12,531 00	91 59
800 00	COMMERCIAL NET LEASE RLTY INC	COM	86/12/31-03/12/31	7/14/2003	14,517 47	14,378 00	141 47
280 00	COMMERCIAL NET LEASE RLTY INC	COM	86/12/31-03/12/31	7/16/2003	5,084 56	5,031 60	52 96
700 00	CORNERSTONE RLTY INCOME TR INC	COM	86/12/31-03/12/31	7/14/2003	5,415 57	5,355 00	60 57
270 00	CORNERSTONE RLTY INCOME TR INC	COM	86/12/31-03/12/31	7/16/2003	2,084 30	2,065 50	18 80
420 00	CORPORATE OFFICE PPTYS TR	COM	86/12/31-03/12/31	7/14/2003	7,433 31	7,350 00	83 31
800 00	CORRECTIONAL PPTYS TR	COM	86/12/31-03/12/31	7/14/2003	22,389 19	22,312 00	77 19
100 00	CORRECTIONAL PPTYS TR	COM	86/12/31-03/12/31	7/15/2003	2,776 86	2,789 00	(12 14)
310 00	CORRECTIONAL PPTYS TR	COM	86/12/31-03/12/31	7/16/2003	8,510 59	8,645 90	(135 31)
6,200 00	COUSINS PPTYS INC	COM	86/12/31-03/12/31	7/17/2003	177,320 00	177,262 71	57 29
1,600 00	CROWN AMERICAN RLTY	COM	86/12/31-03/12/31	7/14/2003	17,640 61	17,488 00	152 61
100 00	CROWN AMERICAN RLTY	COM	86/12/31-03/12/31	7/15/2003	1,103 94	1,093 00	10 94
610 00	CROWN AMERICAN RLTY	COM	86/12/31-03/12/31	7/16/2003	6,754 27	6,867 30	88 97
600 00	EASTGROUP PPTYS INC	COM	86/12/31-03/12/31	7/14/2003	16,990 60	16,860 00	130 60
190 00	EASTGROUP PPTYS INC	COM	86/12/31-03/12/31	7/16/2003	5,325 45	5,339 00	(13 55)
1,000 00	ENTERTAINMENT PPTYS TR	COM SH BEN INT	86/12/31-03/12/31	7/14/2003	30,041 59	29,400 00	641 59
100 00	ENTERTAINMENT PPTYS TR	COM SH BEN INT	86/12/31-03/12/31	7/15/2003	2,964 66	2,940 00	24 66
320 00	ENTERTAINMENT PPTYS TR	COM SH BEN INT	86/12/31-03/12/31	7/16/2003	9,507 55	9,408 00	99 55
2,700 00	EQUITY INNS INC	COM	86/12/31-03/12/31	7/14/2003	19,195 82	19,170 00	25 82
100 00	EQUITY INNS INC	COM	86/12/31-03/12/31	7/15/2003	709 96	710 00	(0 04)
580 00	EQUITY INNS INC	COM	86/12/31-03/12/31	7/16/2003	4,126 38	4,118 00	8 38
4,190 00	FELCOR LODGING TR INC	COM	86/12/31-03/12/31	7/14/2003	36,715 24	36,453 00	262 24
110 00	FIRST INDL RLTY TR INC	COM	86/12/31-03/12/31	7/14/2003	3,259 78	3,254 90	4 88
500 00	GABLES RESIDENTIAL TR	SH BEN INT	86/12/31-03/12/31	7/14/2003	15,464 27	15,555 00	(90 73)
210 00	GABLES RESIDENTIAL TR	SH BEN INT	86/12/31-03/12/31	7/16/2003	6,471 89	6,533 10	(61 21)
1,700 00	GLENBOROUGH RLTY TR INC	COM	86/12/31-03/12/31	7/14/2003	34,333 12	34,442 00	(108 88)
300 00	GLENBOROUGH RLTY TR INC	COM	86/12/31-03/12/31	7/15/2003	5,980 22	6,078 00	(97 78)
40 00	GLENBOROUGH RLTY TR INC	COM	86/12/31-03/12/31	7/16/2003	814 76	810 40	4 36
1,000 00	GLIMCHER RLTY TR	COM	86/12/31-03/12/31	7/14/2003	20,677 03	21,370 00	(692 97)
290 00	GLIMCHER RLTY TR	COM	86/12/31-03/12/31	7/16/2003	6,107 11	6,197 30	(90 19)
1,000 00	GREAT LAKES REIT INC	COM	86/12/31-03/12/31	7/14/2003	16,422 23	16,450 00	(27 77)
100 00	GREAT LAKES REIT INC	COM	86/12/31-03/12/31	7/15/2003	1,637 92	1,645 00	(7 08)
320 00	GREAT LAKES REIT INC	COM	86/12/31-03/12/31	7/16/2003	5,286 76	5,264 00	22 76
500 00	HRPT PPTYS TR	COM SH BEN INT	86/12/31-03/12/31	7/14/2003	4,715 77	4,665 00	50 77
100 00	HRPT PPTYS TR	COM SH BEN INT	86/12/31-03/12/31	7/15/2003	938 96	933 00	5 96
140 00	HRPT PPTYS TR	COM SH BEN INT	86/12/31-03/12/31	7/16/2003	1,322 94	1,306 20	16 74
300 00	HIGHWOODS PPTYS INC	COM	86/12/31-03/12/31	7/14/2003	6,893 37	6,885 00	8 37
210 00	HIGHWOODS PPTYS INC	COM	86/12/31-03/12/31	7/16/2003	4,810 87	4,819 50	(8 63)
2,600 00	IMPAC MORT HOLDINGS INC	COM	86/12/31-03/12/31	7/14/2003	42,513 46	42,640 00	(126 54)
210 00	IMPAC MORT HOLDINGS INC	COM	86/12/31-03/12/31	7/16/2003	3,319 94	3,444 00	(124 06)
3,520 00	INNKEEPERS USA TR	COM	86/12/31-03/12/31	7/14/2003	26,469 50	26,578 00	(108 50)
340 00	KEYSTONE PPTY TR CORP	COM	86/12/31-03/12/31	7/14/2003	6,526 06	6,528 00	(1 94)
800 00	KILROY RLTY CORP	COM	86/12/31-03/12/31	7/14/2003	23,467 14	23,280 00	187 14
100 00	KILROY RLTY CORP	COM	86/12/31-03/12/31	7/15/2003	2,928 86	2,910 00	18 86
260 00	KILROY RLTY CORP	COM	86/12/31-03/12/31	7/16/2003	7,602 04	7,566 00	36 04
1,000 00	KOGER EQUITY INC	COM	86/12/31-03/12/31	7/14/2003	17,354 18	17,440 00	(85 82)
100 00	KOGER EQUITY INC	COM	86/12/31-03/12/31	7/15/2003	1,718 91	1,744 00	(25 09)
280 00	KOGER EQUITY INC	COM	86/12/31-03/12/31	7/16/2003	4,866 17	4,883 20	(17 03)
1,790 00	LASALLE HOTEL PPTYS	COM SH BEN INT	86/12/31-03/12/31	7/14/2003	29,057 31	28,890 60	166 71
290 00	LEXINGTON CORPORATE PPTY TR	COM	86/12/31-03/12/31	7/14/2003	5,335 39	5,289 60	45 79
600 00	MACERICH CO	COM	86/12/31-03/12/31	7/14/2003	22,051 84	21,990 00	61 84
200 00	MACERICH CO	COM	86/12/31-03/12/31	7/15/2003	7,348 65	7,330 00	18 65
50 00	MACERICH CO	COM	86/12/31-03/12/31	7/16/2003	1,836 41	1,832 50	3 91
3,300 00	MERISTAR HOSPITALITY CORP	COM	86/12/31-03/12/31	7/14/2003	22,617 13	22,770 00	(152 87)
100 00	MERISTAR HOSPITALITY CORP	COM	86/12/31-03/12/31	7/15/2003	669 96	690 00	(20 04)
250 00	MERISTAR HOSPITALITY CORP	COM	86/12/31-03/12/31	7/16/2003	1,657 42	1,725 00	(67 58)
500 00	MID AMER APT CMNTYS INC	COM	86/12/31-03/12/31	7/14/2003	14,280 33	14,280 00	20 33
180 00	MID AMER APT CMNTYS INC	COM	86/12/31-03/12/31	7/16/2003	5,196 35	5,133 60	62 75
70 00	MID ATLANTIC RLTY TR	SH BEN INT	86/12/31-03/12/31	7/14/2003	1,459 71	1,483 00	(3 29)
400 00	MILLS CORP	COM	86/12/31-03/12/31	7/14/2003	14,156 93	14,040 00	116 93
220 00	MILLS CORP	COM	86/12/31-03/12/31	7/16/2003	7,616 04	7,722 00	(105 96)
800 00	MISSION WEST PPTYS INC MD	COM	86/12/31-03/12/31	7/14/2003	9,208 76	9,320 00	(111 24)
320 00	MISSION WEST PPTYS INC MD	COM	86/12/31-03/12/31	7/16/2003	3,649 04	3,728 00	(78 96)
1,700 00	NATIONAL HEALTH INVS INC	COM	86/12/31-03/12/31	7/14/2003	32,925 24	33,252 00	(326 76)
100 00	NATIONAL HEALTH INVS INC	COM	86/12/31-03/12/31	7/15/2003	1,886 91	1,958 00	(69 09)
310 00	NATIONAL HEALTH INVS INC	COM	86/12/31-03/12/31	7/16/2003	5,962 01	6,063 60	(101 59)
380 00	PS BUSINESS PKS INC CA	COM	86/12/31-03/12/31	7/14/2003	14,017 58	13,858 60	158 98
200 00	PARKWAY PPTYS INC	COM	86/12/31-03/12/31	7/14/2003	8,815 38	8,778 00	37 38
200 00	PARKWAY PPTYS INC	COM	86/12/31-03/12/31	7/15/2003	8,713 59	8,778 00	(64 41)

THE ROCKEFELLER FOUNDATION
EMPLOYEE ID NO 13-1659629
GAIN AND LOSSES ON TAXABLE INVESTMENTS
FOR YEAR 2003

Shares/Par Value	Security Name	Security Description	Date Bought	Date Sold	Proceeds	Cost	Realized Gain/Loss
160 00	PARKWAY PPTYS INC	COM	86/12/31-03/12/31	7/16/2003	6,970 87	7,022 40	(51 53)
400 00	PENNSYLVANIA REAL ESTATE INV	SH BEN INT	86/12/31-03/12/31	7/14/2003	12,451 01	12,324 00	127 01
260 00	PENNSYLVANIA REAL ESTATE INV	SH BEN INT	86/12/31-03/12/31	7/16/2003	8,127 21	8,010 60	116 61
600 00	PRENTISS PPTYS TR	SH BEN INT	86/12/31-03/12/31	7/14/2003	18,249 52	18,222 00	27 52
320 00	PRENTISS PPTYS TR	SH BEN INT	86/12/31-03/12/31	7/16/2003	9,672 96	9,718 40	(45 44)
3,700 00	RAIT INV TR	COM	86/12/31-03/12/31	7/14/2003	97,738 32	97,680 00	58 32
320 00	RAIT INV TR	COM	86/12/31-03/12/31	7/16/2003	8,459 41	8,448 00	11 41
260 00	REALTY INCOME CORP	COM	86/12/31-03/12/31	7/14/2003	10,548 19	10,457 20	88 99
10 00	REDWOOD TR INC	COM	86/12/31-03/12/31	7/14/2003	409 02	409 60	(0 58)
2,900 00	SENIOR HSG PPTYS TR	SH BEN INT	86/12/31-03/12/31	7/14/2003	40,424 68	40,184 00	230 68
100 00	SENIOR HSG PPTYS TR	SH BEN INT	86/12/31-03/12/31	7/15/2003	1,394 83	1,386 00	8 83
640 00	SENIOR HSG PPTYS TR	SH BEN INT	86/12/31-03/12/31	7/16/2003	8,863 77	8,870 40	(6 63)
630 00	SOVRAN SELF STORAGE INC	COM	86/12/31-03/12/31	7/14/2003	19,882 81	19,958 40	(75 59)
510 00	SUMMIT PPTYS INC	COM	86/12/31-03/12/31	7/14/2003	10,623 06	10,828 40	(5 34)
200 00	TANGER FACTORY OUTLET CTRS INC	COM	86/12/31-03/12/31	7/14/2003	7,208 46	7,158 00	50 46
100 00	TANGER FACTORY OUTLET CTRS INC	COM	86/12/31-03/12/31	7/15/2003	3,816 83	3,578 00	238 83
200 00	TANGER FACTORY OUTLET CTRS INC	COM	86/12/31-03/12/31	7/16/2003	7,193 66	7,158 00	37 66
2,640 00	TAUBMAN CENTERS INC	REIT	86/12/31-03/12/31	7/14/2003	51,342 69	51,480 00	(137 31)
480 00	TOWN + CNTRY TR	SH BEN INT	86/12/31-03/12/31	7/14/2003	11,874 59	11,592 00	282 59
600 00	U S RESTAURANT PPTYS INC	COM	86/12/31-03/12/31	7/14/2003	9,270 94	9,258 00	12 94
190 00	U S RESTAURANT PPTYS INC	COM	86/12/31-03/12/31	7/16/2003	2,961 96	2,931 70	30 26
500 00	UNIVERSAL HEALTH RLTY INCOME	SH BEN INT	86/12/31-03/12/31	7/14/2003	13,873 35	13,950 00	(76 65)
220 00	UNIVERSAL HEALTH RLTY INCOME	SH BEN INT	86/12/31-03/12/31	7/15/2003	6,056 11	6,138 00	(81 89)
3,130 00	VENTAS INC	COM	86/12/31-03/12/31	7/14/2003	50,487 03	51,081 80	(594 77)
200 00	WASHINGTON REAL ESTATE INV TR	SH BEN INT	86/12/31-03/12/31	7/14/2003	5,569 53	5,540 00	29 53
210 00	WASHINGTON REAL ESTATE INV TR	SH BEN INT	86/12/31-03/12/31	7/16/2003	5,883 92	5,817 00	66 92
1,400 00	ACADIA RLTY TR	COM	86/12/31-03/12/31	7/23/2003	13,974 00	12,670 00	1,304 00
65,300 00	ACADIA RLTY TR	COM	86/12/31-03/12/31	7/29/2003	631,506 18	590,965 00	40,541 18
3,200 00	ACADIA RLTY TR	COM	86/12/31-03/12/31	7/30/2003	31,838 50	28,960 00	2,878 50
900 00	ACADIA RLTY TR	COM	86/12/31-03/12/31	7/31/2003	8,954 57	8,145 00	809 57
69,900 00	ACADIA RLTY TR	COM	86/12/31-03/12/31	8/21/2003	709,451 63	632,595 00	76,856 63
3,100 00	AGREE RLTY CORP	COM	86/12/31-03/12/31	9/18/2003	77,341 37	72,850 00	4,491 37
1,000 00	AGREE RLTY CORP	COM	86/12/31-03/12/31	9/19/2003	24,948 83	23,500 00	1,448 83
800 00	AGREE RLTY CORP	COM	86/12/31-03/12/31	9/24/2003	19,959 06	18,800 00	1,159 06
1,000 00	AGREE RLTY CORP	COM	86/12/31-03/12/31	9/25/2003	24,918 83	23,500 00	1,418 83
3,200 00	AGREE RLTY CORP	COM	86/12/31-03/12/31	9/29/2003	78,236 65	75,200 00	3,036 65
4,700 00	AGREE RLTY CORP	COM	86/12/31-03/12/31	9/30/2003	114,909 61	110,450 00	4,459 61
700 00	AGREE RLTY CORP	COM	86/12/31-03/12/31	10/1/2003	17,108 24	16,450 00	658 24
200 00	AGREE RLTY CORP	COM	86/12/31-03/12/31	10/2/2003	4,881 53	4,700 00	181 53
200 00	AGREE RLTY CORP	COM	86/12/31-03/12/31	10/3/2003	4,883 23	4,700 00	183 23
300 00	AGREE RLTY CORP	COM	86/12/31-03/12/31	10/16/2003	7,679 83	7,050 00	629 83
18,500 00	APARTMENT INV + MGMT CO	CLASS A	86/12/31-03/12/31	6/18/2003	647,140 36	651,200 00	(4,059 64)
8 100 00	APARTMENT INV + MGMT CO	CLASS A	86/12/31-03/12/31	6/19/2003	284,207 57	285,120 00	(912 43)
3,900 00	APARTMENT INV + MGMT CO	CLASS A	86/12/31-03/12/31	6/20/2003	136,298 61	137,280 00	(981 39)
3,525 00	APARTMENT INV + MGMT CO	CLASS A	86/12/31-03/12/31	6/24/2003	120,549 34	124,080 00	(3,530 66)
14,000 00	ARDEN RLTY INC	COM	86/12/31-03/12/31	8/8/2003	380,793 34	382,600 00	(1,806 66)
9,600 00	ARDEN RLTY INC	COM	86/12/31-03/12/31	8/7/2003	260,643 13	248,640 00	12,003 13
11,800 00	ARDEN RLTY INC	COM	86/12/31-03/12/31	8/20/2003	317,169 12	305,620 00	11,549 12
2,900 00	BOSTON PPTYS INC	COM	86/12/31-03/12/31	9/26/2003	125,431 59	127,600 00	(2,168 41)
2,900 00	BOSTON PPTYS INC	COM	86/12/31-03/12/31	9/29/2003	124,811 89	127,800 00	(2,988 11)
5,600 00	BOSTON PPTYS INC	COM	86/12/31-03/12/31	10/16/2003	252,548 16	246,400 00	6,148 16
7,800 00	BOSTON PPTYS INC	COM	86/12/31-03/12/31	10/23/2003	341,431 34	343,200 00	(1,768 66)
3,700 00	CAPITAL AUTOMOTIVE REIT	COM SHS	86/12/31-03/12/31	7/14/2003	108,840 39	101,750 00	7,090 39
4,200 00	CAPITAL AUTOMOTIVE REIT	COM SHS	86/12/31-03/12/31	7/17/2003	122,533 46	115,500 00	7,033 46
10,200 00	CAPITAL AUTOMOTIVE REIT	COM SHS	86/12/31-03/12/31	7/18/2003	298,028 01	280,500 00	17,528 01
1,000 00	CAPITAL AUTOMOTIVE REIT	COM SHS	86/12/31-03/12/31	7/21/2003	29,178 63	27,500 00	1,678 63
11,100 00	CAPITAL AUTOMOTIVE REIT	COM SHS	86/12/31-03/12/31	7/23/2003	327,212 88	305,250 00	21,962 88
3,900 00	CAPITAL AUTOMOTIVE REIT	COM SHS	86/12/31-03/12/31	7/25/2003	114,927 62	107,250 00	7,677 62
500 00	CHELSEA PPTY GROUP INC	COM	86/12/31-03/12/31	10/16/2003	24,753 74	21,149 80	3,603 94
1,600 00	CHELSEA PPTY GROUP INC	COM	86/12/31-03/12/31	10/23/2003	77,852 03	67,573 04	10,278 99
900 00	CHELSEA PPTY GROUP INC	COM	86/12/31-03/12/31	10/24/2003	43,152 97	37,910 16	5,242 81
3,300 00	CHELSEA PPTY GROUP INC	COM	86/12/31-03/12/31	10/27/2003	161,373 32	139,003 92	22,369 40
1,400 00	CHELSEA PPTY GROUP INC	COM	86/12/31-03/12/31	10/30/2003	69,011 02	58,971 36	10,039 66
1,400 00	CHELSEA PPTY GROUP INC	COM	86/12/31-03/12/31	11/18/2003	76,436 55	58,862 40	17,474 15
2,000 00	CHELSEA PPTY GROUP INC	COM	86/12/31-03/12/31	12/15/2003	109,109 88	84,200 00	24,909 88
3,300 00	CHELSEA PPTY GROUP INC	COM	86/12/31-03/12/31	12/17/2003	177,528 71	138,930 00	38,598 71
10,400 00	DEVELOPERS DIVERSIFIED RLTY	COM	86/12/31-03/12/31	6/17/2003	294,874 01	292,344 00	2,530 01
10,300 00	DEVELOPERS DIVERSIFIED RLTY	COM	86/12/31-03/12/31	6/19/2003	283,902 06	289,533 00	(5,630 94)
3,600 00	GENERAL GROWTH PPTYS INC	COM	86/12/31-03/12/31	6/20/2003	221,338 87	221,112 00	226 87
1,400 00	GENERAL GROWTH PPTYS INC	COM	86/12/31-03/12/31	9/29/2003	99,828 85	85,888 00	13,940 85
3,200 00	GENERAL GROWTH PPTYS INC	COM	86/12/31-03/12/31	10/2/2003	238,588 27	196,544 00	40,044 27
2,000 00	GENERAL GROWTH PPTYS INC	COM	86/12/31-03/12/31	10/28/2003	150,553 34	122,840 00	27,713 34
2,800 00	GLIMCHER RLTY TR	COM	86/12/31-03/12/31	7/30/2003	59,105 50	63,280 00	(4,174 50)
33 900 00	GLIMCHER RLTY TR	COM	86/12/31-03/12/31	7/31/2003	710,171 88	766,140 00	(55,968 12)
11,300 00	GLIMCHER RLTY TR	COM	86/12/31-03/12/31	8/1/2003	230,170 20	255,380 00	(25,209 80)
800 00	HOME PROPERTIES INC	COM	86/12/31-03/12/31	10/24/2003	30,843 83	30,000 00	843 83
8,000 00	HOME PROPERTIES INC	COM	86/12/31-03/12/31	10/27/2003	309,212 70	300,000 00	9,212 70
2,700 00	HOME PROPERTIES INC	COM	86/12/31-03/12/31	10/28/2003	102,187 80	101,250 00	937 80
1,800 00	HOME PROPERTIES INC	COM	86/12/31-03/12/31	10/30/2003	70,198 69	67,500 00	2,698 69
300 00	HOME PROPERTIES INC	COM	86/12/31-03/12/31	10/31/2003	11,627 99	11,250 00	377 99
6,800 00	HOME PROPERTIES INC	COM	86/12/31-03/12/31	11/3/2003	268,156 99	255,000 00	13,156 99
5,500 00	HOME PROPERTIES INC	COM	86/12/31-03/12/31	11/4/2003	213,971 32	208,250 00	5,721 32
18,900 00	HOSPITALITY PPTYS TR	COM SH BEN INT	86/12/31-03/12/31	8/6/2003	577,275 32	601,209 00	(23,933 68)
14,400 00	HOSPITALITY PPTYS TR	COM SH BEN INT	86/12/31-03/12/31	8/7/2003	439,817 15	458,064 00	(18,246 85)
4,800 00	HOSPITALITY PPTYS TR	COM SH BEN INT	86/12/31-03/12/31	8/8/2003	148,179 13	152,688 00	(4,508 87)

THE ROCKEFELLER FOUNDATION
EMPLOYEE ID NO 13-1659629
GAIN AND LOSSES ON TAXABLE INVESTMENTS
FOR YEAR 2003

Shares/Par Value	Security Name	Security Description	Date Bought	Date Sold	Proceeds	Cost	Realized Gain/Loss
17,900 00	HOST MARRIOTT CORP NEW	COM	86/12/31-03/12/31	10/16/2003	205,865 38	166,670 00	39 195 38
1,200 00	ISTAR FINL INC	COM	86/12/31-03/12/31	6/20/2003	42,538 00	43,008 00	(470 00)
7,600 00	ISTAR FINL INC	COM	86/12/31-03/12/31	6/23/2003	267,588 49	272 384 00	(4,797 51)
2,300 00	ISTAR FINL INC	COM	86/12/31-03/12/31	9/28/2003	88,175 10	82,432 00	5,743 10
3,900 00	ISTAR FINL INC	COM	86/12/31-03/12/31	10/16/2003	152,695 00	139,778 00	12,919 00
1,700 00	ISTAR FINL INC	COM	86/12/31-03/12/31	10/23/2003	63,829 45	60,928 00	2,901 45
10,200 00	ISTAR FINL INC	COM	86/12/31-03/12/31	10/24/2003	379,899 55	365,568 00	14,331 55
2,100 00	LEXINGTON CORPORATE PPTY TR	COM	86/12/31-03/12/31	7/28/2003	38,312 28	37,002 00	1,310 28
15 700 00	LEXINGTON CORPORATE PPTY TR	COM	86/12/31-03/12/31	9/29/2003	298,293 85	276,634 00	21,659 85
500 00	LEXINGTON CORPORATE PPTY TR	COM	86/12/31-03/12/31	10/24/2003	9,927 43	8,810 00	1,117 43
8,000 00	LEXINGTON CORPORATE PPTY TR	COM	86/12/31-03/12/31	10/27/2003	159,008 93	139,971 00	19 035 93
9,400 00	LEXINGTON CORPORATE PPTY TR	COM	86/12/31-03/12/31	10/28/2003	185,544 47	163,466 00	22,078 47
15,100 00	MILLS CORP	COM	86/12/31-03/12/31	9/25/2003	576,755 21	508,719 00	68,036 21
800 00	MILLS CORP	COM	86/12/31-03/12/31	12/15/2003	34,381 26	26 952 00	7,429 26
4,000 00	MILLS CORP	COM	86/12/31-03/12/31	12/16/2003	171,591 95	134,760 00	36,831 95
4,100 00	MILLS CORP	COM	86/12/31-03/12/31	12/17/2003	175 913 32	138,129 00	37,784 32
4,000 00	PAN PAC RETAIL PPTYS INC	COM	86/12/31-03/12/31	10/16/2003	179,020 01	158,400 00	20,620 01
19,600 00	PAN PAC RETAIL PPTYS INC	COM	86/12/31-03/12/31	10/17/2003	868,282 43	775,588 38	92,694 05
2,600 00	PARKWAY PPTYS INC	COM	86/12/31-03/12/31	9/29/2003	113,744 67	108 241 90	5,502 77
2,100 00	PARKWAY PPTYS INC	COM	86/12/31-03/12/31	11/4/2003	92,009 08	87,396 87	4,612 21
400 00	PARKWAY PPTYS INC	COM	86/12/31-03/12/31	11/5/2003	17,513 29	16,645 28	868 01
1,000 00	PARKWAY PPTYS INC	COM	86/12/31-03/12/31	11/18/2003	43,881 94	41,613 20	2,268 74
2,300 00	PARKWAY PPTYS INC	COM	86/12/31-03/12/31	11/19/2003	100,999 30	95,710 36	5,288 94
700 00	PARKWAY PPTYS INC	COM	86/12/31-03/12/31	11/25/2003	30,052 04	29,129 24	922 80
600 00	PARKWAY PPTYS INC	COM	86/12/31-03/12/31	11/26/2003	25,778 93	24,967 92	811 01
200 00	PARKWAY PPTYS INC	COM	86/12/31-03/12/31	12/11/2003	8,423 20	8,322 64	100 56
3,500 00	PARKWAY PPTYS INC	COM	86/12/31-03/12/31	12/16/2003	144,898 46	145,646 20	(747 74)
800 00	PARKWAY PPTYS INC	COM	86/12/31-03/12/31	12/18/2003	33,114 84	33,227 92	(113 08)
11,700 00	PARKWAY PPTYS INC	COM	86/12/31-03/12/31	12/19/2003	480,847 46	483,210 00	(2,362 54)
2,500 00	PROLOGIS	SH BEN INT	86/12/31-03/12/31	9/29/2003	74,871 49	68,630 52	6,240 97
11,300 00	PROLOGIS	SH BEN INT	86/12/31-03/12/31	10/16/2003	358,955 92	310,185 00	48,770 92
3,200 00	REGENCY CTRS CORP	COM	86/12/31-03/12/31	10/16/2003	120,052 29	108,320 00	11,732 29
1,800 00	REGENCY CTRS CORP	COM	86/12/31-03/12/31	10/17/2003	67,281 92	60,930 00	6,351 92
11,200 00	REGENCY CTRS CORP	COM	86/12/31-03/12/31	10/23/2003	403,952 74	376,120 00	24,832 74
9,700 00	REGENCY CTRS CORP	COM	86/12/31-03/12/31	12/16/2003	381,007 84	328,345 00	52,662 84
12,900 00	REGENCY CTRS CORP	COM	86/12/31-03/12/31	12/17/2003	504,172 87	434,493 25	69,679 62
3,600 00	REGENCY CTRS CORP	COM	86/12/31-03/12/31	12/18/2003	141,380 85	120,789 00	20,591 85
2,400 00	REGENCY CTRS CORP	COM	86/12/31-03/12/31	12/19/2003	94,820 27	79 434 25	15,386 02
3,400 00	REGENCY CTRS CORP	COM	86/12/31-03/12/31	12/22/2003	134,309 34	110 704 00	23 605 34
1,800 00	REGENCY CTRS CORP	COM	86/12/31-03/12/31	12/31/2003	71 402 65	58 808 00	12,794 65
400 00	ROUSE CO	COM	86/12/31-03/12/31	9/2/2003	16,115 24	15 300 00	815 24
30,300 00	STARWOOD HOTELS + RESORTS	PAIRD 1 CL B SH BEN + 1 COM	86/12/31-03/12/31	7/23/2003	904,824 66	883 245 00	21,579 66
8,500 00	STARWOOD HOTELS + RESORTS	PAIRD 1 CL B SH BEN + 1 COM	86/12/31-03/12/31	9/25/2003	303,015 89	247,775 00	55,240 89
12,500 00	STARWOOD HOTELS + RESORTS	PAIRD 1 CL B SH BEN + 1 COM	86/12/31-03/12/31	9/29/2003	431,286 03	364,375 00	66,911 03
11,600 00	VORNADO RLTY TR	COM	86/12/31-03/12/31	6/17/2003	504,318 84	506 108 00	(1,789 16)
11,800 00	VORNADO RLTY TR	COM	86/12/31-03/12/31	6/18/2003	506,317 81	514,834 00	(8,516 19)
3,400 00	VORNADO RLTY TR	COM	86/12/31-03/12/31	6/19/2003	146,212 52	148,342 00	(2,129 48)
12 300 00	AMB PPTY CORP	COM	86/12/31-03/12/31	6/9/2003	357,667 24	358 053 00	(385 76)
140,700 00	ACADIA RLTY TR	COM	86/12/31-03/12/31	6/16/2003	1,273,335 00	1,288,635 62	4 699 38
34,025 00	APARTMENT INVT + MGMT CO	CLASS A	86/12/31-03/12/31	6/16/2003	1,197,680 00	1,238,850 25	(41,170 25)
3,800 00	APARTMENT INVT + MGMT CO	CLASS A	86/12/31-03/12/31	6/13/2003	133,812 24	138,358 00	(4,545 76)
55,727 00	ARCHSTONE SMITH TR	COM	86/12/31-03/12/31	6/9/2003	1,363,588 94	1,387,602 30	(24,015 36)
35,400 00	ARDEN RLTY INC	COM	86/12/31-03/12/31	6/16/2003	916,860 00	937,231 65	(20,371 65)
15,673 00	AVALONBAY CMNTYS INC	COM	86/12/31-03/12/31	6/9/2003	688,253 82	694,313 90	(6,060 08)
43,700 00	BRE PPTYS INC	COM	86/12/31-03/12/31	6/13/2003	1,417,316 84	1,425,494 00	(8,177 16)
42,900 00	BOSTON PPTYS INC	COM	86/12/31-03/12/31	6/16/2003	1,887,800 00	1,855,854 00	31,746 00
23,800 00	BRANDYWINE RLTY TR	SH BEN INT NEW	86/12/31-03/12/31	6/9/2003	564,955 14	568,524 00	(3,568 86)
1,600 00	CAMDEN PPTY TR	COM	86/12/31-03/12/31	6/13/2003	56,504 87	57,808 00	(1,303 13)
34,100 00	CAPITAL AUTOMOTIVE REIT	COM SHS	86/12/31-03/12/31	6/16/2003	937,750 00	947,110 45	(9,360 45)
15,600 00	CENTERPOINT PPTYS TR	COM	86/12/31-03/12/31	6/9/2003	950 043 88	954,720 00	(4,676 12)
27,500 00	DEVELOPERS DIVERSIFIED RLTY	COM	86/12/31-03/12/31	6/9/2003	800,146 48	806,575 00	(6,428 52)
20,700 00	DEVELOPERS DIVERSIFIED RLTY	COM	86/12/31-03/12/31	6/16/2003	581,877 00	607,131 00	(25,254 00)
36,200 00	DUKE RLTY CORP	COM NEW	86/12/31-03/12/31	6/9/2003	1,027,362 18	1,031,338 00	(3,975 82)
42,100 00	EASTGROUP PPTYS INC	COM	86/12/31-03/12/31	6/16/2003	1,126 175 00	1,155,459 76	(29,284 76)
93,076 00	EQUITY OFFICE PPTYS TR	COM	86/12/31-03/12/31	6/9/2003	2,507 415 15	2,525,151 88	(17 736 73)
57,800 00	EQUITY RESIDENTIAL	SH BEN INT	86/12/31-03/12/31	6/9/2003	1,587,246 51	1,803,950 00	(16,703 49)
9,900 00	ESSEX PROPERTY TRUST	COM	86/12/31-03/12/31	6/9/2003	576,631 15	581,823 00	(5,191 85)
31,200 00	FIRST INDL RLTY TR INC	COM	86/12/31-03/12/31	6/9/2003	987,202 88	991,224 00	(4,021 12)
40,700 00	GENERAL GROWTH PPTYS INC	COM	86/12/31-03/12/31	6/16/2003	2,499,794 00	2,500,079 50	(285 50)
48,000 00	GLIMCHER RLTY TR	COM	86/12/31-03/12/31	6/16/2003	1,084,800 00	1,096,809 60	(12,009 60)
12 800 00	HEALTH CARE PPTY INVS INC	COM	86/12/31-03/12/31	6/9/2003	525,159 40	525,568 00	(408 60)
38,100 00	HOSPITALITY PPTYS TR	COM SH BEN INT	86/12/31-03/12/31	6/16/2003	1,211,961 00	1,255,341 66	(43,380 66)
131,100 00	HOST MARRIOTT CORP NEW	COM	86/12/31-03/12/31	6/16/2003	1,193,010 00	1,241,167 40	(48,157 40)
77,100 00	ISTAR FINL INC	COM	86/12/31-03/12/31	6/16/2003	2,763,284 00	2,747,959 65	15,324 35
10,900 00	ISTAR FINL INC	COM	86/12/31-03/12/31	6/13/2003	390,410 98	388,492 35	1,918 63
32 300 00	KIMCO RLTY CORP	COM	86/12/31-03/12/31	6/9/2003	1,229,477 41	1 237,736 00	(8,258 59)
181,500 00	LA QUINTA CORP	PAIRD CTF 1 COM B LA QUINTA	86/12/31-03/12/31	6/9/2003	777,110 15	802,230 00	(25,119 85)
84,200 00	LEXINGTON CORPORATE PPTY TR	COM	86/12/31-03/12/31	6/16/2003	1,464,238 00	1,505,315 84	(41,077 84)
27,800 00	LIBERTY PROPERTY	SH BEN INT SUPP	86/12/31-03/12/31	6/9/2003	941,931 05	947,980 00	(6,048 95)
38 900 00	MACERICH CO	COM	86/12/31-03/12/31	6/9/2003	1,384 463 91	1,391,453 00	(6,989 09)
21,300 00	MACK CA RLTY CORP	COM	86/12/31-03/12/31	6/9/2003	745,959 22	752,316 00	(6,356 78)
55,500 00	MILLS CORP	COM	86/12/31-03/12/31	6/16/2003	1 869,795 00	1 887,365 00	2 430 00
45,100 00	NATIONWIDE HEALTH PPTYS INC	COM	86/12/31-03/12/31	6/9/2003	698 814 30	708 266 00	(7 451 70)
28,600 00	NEW PLAN EXCEL RLTY TR INC	COM	86/12/31-03/12/31	6/9/2003	620 914 07	628,340 00	(5 425 93)
23,000 00	PAN PAC RETAIL PPTYS INC	COM	86/12/31-03/12/31	6/16/2003	910,800 00	937,895 12	(27,095 12)

THE ROCKEFELLER FOUNDATION
EMPLOYEE ID NO 13-1659629
GAIN AND LOSSES ON TAXABLE INVESTMENTS
FOR YEAR 2003

Shares/Par Value	Security Name	Security Description	Date Bought	Date Sold	Proceeds	Cost	Realized Gain/Loss
11,900 00	PARKWAY PPTYS INC	COM	86/12/31-03/12/31	8/18/2003	491,470 00	490,678 65	791 35
41,100 00	PLUM CREEK TIMBER CO INC	COM	86/12/31-03/12/31	6/9/2003	1,087,672 82	1,109,289 00	(21,616 18)
14,400 00	POST PPTYS INC	COM	86/12/31-03/12/31	6/9/2003	388,303 71	393,120 00	(4,816 29)
69,954 00	PROLOGIS	SH BEN INT	86/12/31-03/12/31	6/16/2003	1,920,237 30	1,953,815 22	(33,577 92)
28 00	PUBLIC STORAGE INC	COM	86/12/31-03/12/31	6/9/2003	1,003 19	1,004 08	(0 89)
32,900 00	PUBLIC STORAGE INC	COM	86/12/31-03/12/31	8/13/2003	1,132,108 31	1,179,794 00	(47,685 69)
31,500 00	REGENCY CTRS CORP	COM	86/12/31-03/12/31	6/16/2003	1,066,275 00	1,094,925 30	(28,650 30)
40,700 00	ROUSE CO	COM	86/12/31-03/12/31	6/18/2003	1,556,775 00	1,566,517 29	(9,742 29)
5,000 00	SL GREEN RLTY CORP	COM	86/12/31-03/12/31	6/9/2003	174,475 82	174,750 00	(274 18)
62,200 00	SIMON PPTY GROUP INC NEW	COM	86/12/31-03/12/31	6/9/2003	2,021,204 16	2,033,190 00	(11,985 84)
51,300 00	STARWOOD HOTELS + RESORTS	PAIRD 1 CL B SH BEN + 1 COM	86/12/31-03/12/31	6/16/2003	1,495,395 00	1,550,679 69	(55,284 69)
6,700 00	SUN CMNTYS INC	COM	86/12/31-03/12/31	6/9/2003	269,186 69	270,144 00	(957 31)
6,000 00	TAUBMAN CENTERS INC	REIT	86/12/31-03/12/31	6/9/2003	111,951 75	111,900 00	51 75
26,800 00	VORNADO RLTY TR	COM	86/12/31-03/12/31	6/16/2003	1,169,284 00	1,171,270 80	(1,986 80)
5,400 00	VORNADO RLTY TR	COM	86/12/31-03/12/31	6/13/2003	235,585 02	236,495 70	(910 68)
500 00	STARWOOD HOTELS + RESORTS	PAIRD 1 CL B SH BEN + 1 COM	86/12/31-03/12/31	7/15/2003	15,569 37	14,381 60	1,187 77
1,200 00	STARWOOD HOTELS + RESORTS	PAIRD 1 CL B SH BEN + 1 COM	86/12/31-03/12/31	7/21/2003	35,972 03	34,501 04	1,470 99
800 00	STARWOOD HOTELS + RESORTS	PAIRD 1 CL B SH BEN + 1 COM	86/12/31-03/12/31	7/22/2003	18,159 28	17,240 18	919 12
500 00	STARWOOD HOTELS + RESORTS	PAIRD 1 CL B SH BEN + 1 COM	86/12/31-03/12/31	8/11/2003	15,971 25	14,366 80	1,604 45
800 00	STARWOOD HOTELS + RESORTS	PAIRD 1 CL B SH BEN + 1 COM	86/12/31-03/12/31	8/12/2003	25,543 28	22,686 88	2,856 40
1 000 00	STARWOOD HOTELS + RESORTS	PAIRD 1 CL B SH BEN + 1 COM	86/12/31-03/12/31	8/13/2003	32,265 18	28,733 60	3,531 58
1,300 00	STARWOOD HOTELS + RESORTS	PAIRD 1 CL B SH BEN + 1 COM	86/12/31-03/12/31	8/26/2003	43,064 51	37,353 68	5,710 83
1,400 00	STARWOOD HOTELS + RESORTS	PAIRD 1 CL B SH BEN + 1 COM	86/12/31-03/12/31	9/23/2003	49,860 48	40,227 04	9,633 44
900 00	STARWOOD HOTELS + RESORTS	PAIRD 1 CL B SH BEN + 1 COM	86/12/31-03/12/31	9/24/2003	32,371 30	25,860 24	6,511 06
900 00	STARWOOD HOTELS + RESORTS	PAIRD 1 CL B SH BEN + 1 COM	86/12/31-03/12/31	9/25/2003	31,872 75	25,860 24	5,812 51
400 00	STARWOOD HOTELS + RESORTS	PAIRD 1 CL B SH BEN + 1 COM	86/12/31-03/12/31	10/3/2003	14,583 63	11,493 44	3,090 19
1,200 00	STARWOOD HOTELS + RESORTS	PAIRD 1 CL B SH BEN + 1 COM	86/12/31-03/12/31	10/6/2003	44,066 97	34,480 32	9,586 65
1,500 00	STARWOOD HOTELS + RESORTS	PAIRD 1 CL B SH BEN + 1 COM	86/12/31-03/12/31	10/10/2003	55,006 47	43,100 40	11,806 07
1,400 00	STARWOOD HOTELS + RESORTS	PAIRD 1 CL B SH BEN + 1 COM	86/12/31-03/12/31	11/3/2003	46,948 05	40,227 04	6,721 01
2,900 00	STARWOOD HOTELS + RESORTS	PAIRD 1 CL B SH BEN + 1 COM	86/12/31-03/12/31	7/30/2003	92,184 07	83,327 44	8,856 63
1,400 00	STARWOOD HOTELS + RESORTS	PAIRD 1 CL B SH BEN + 1 COM	86/12/31-03/12/31	10/31/2003	47,453 71	40,227 04	7,226 67
2,500 00	CHATEAU CMNTYS INC	COM	86/12/31-03/12/31	10/17/2003	73,125 00	73,700 00	(575 00)
200 00	COUSINS PPTYS INC	COM	86/12/31-03/12/31	8/15/2003	5,701 37	5,720 00	(18 63)
200 00	COUSINS PPTYS INC	COM	86/12/31-03/12/31	8/18/2003	5,736 15	5,720 00	16 15
200 00	COUSINS PPTYS INC	COM	86/12/31-03/12/31	8/20/2003	5,722 89	5,720 00	2 89
100 00	COUSINS PPTYS INC	COM	86/12/31-03/12/31	8/21/2003	2,872 70	2,860 00	12 70
300 00	COUSINS PPTYS INC	COM	86/12/31-03/12/31	8/25/2003	8,574 82	8,580 00	(5 18)
300 00	COUSINS PPTYS INC	COM	86/12/31-03/12/31	8/26/2003	8,542 18	8,580 00	(37 82)
600 00	COUSINS PPTYS INC	COM	86/12/31-03/12/31	8/27/2003	17,200 35	17,160 00	40 35
200 00	COUSINS PPTYS INC	COM	86/12/31-03/12/31	8/28/2003	5,768 72	5,720 00	48 72
300 00	COUSINS PPTYS INC	COM	86/12/31-03/12/31	9/2/2003	8,726 86	8,580 00	146 86
600 00	COUSINS PPTYS INC	COM	86/12/31-03/12/31	9/3/2003	17,628 85	17,160 00	468 85
400 00	COUSINS PPTYS INC	COM	86/12/31-03/12/31	9/16/2003	11,079 24	11,440 00	(360 76)
300 00	COUSINS PPTYS INC	COM	86/12/31-03/12/31	9/17/2003	8,297 70	8,580 00	(282 30)
2,500 00	COUSINS PPTYS INC	COM	86/12/31-03/12/31	10/1/2003	69,238 25	71,500 00	(2,261 75)
TOTAL MORTGAGES, NOTES AND CONTRACTS, REIT					176,854,036.17	172,848,367.44	4,005,668.73
CORPORATE OBLIGATION							
11,528 50	BISA	1% 31 Dec 2049	86/12/31-03/12/31	5/22/2003	3,690 82	-	3,690 82
0 54	BDK HLDGS INC	9% 15 May 2007	86/12/31-03/12/31	8/1/2003	-	0 54	(0 54)
134,000 00	CONSECO INC	6 4% 10 Feb 2003	86/12/31-03/12/31	2/4/2003	24,120 00	112,350 00	(88,230 00)
816,000 00	CONSECO INC	6 4% 10 Feb 2004	86/12/31-03/12/31	4/30/2003	126,480 00	682,150 00	(555,670 00)
214,000 00	CONSECO INC	8 75% 09 Aug 2006	86/12/31-03/12/31	1/28/2003	51,360 00	135,690 00	(84,330 00)
820,000 00	CONSECO INC	8 75% 09 Aug 2006	86/12/31-03/12/31	1/30/2003	220,800 00	584,200 01	(363,400 01)
480,000 00	CONSECO INC	8 75% 09 Aug 2006	86/12/31-03/12/31	1/30/2003	110,400 00	290,878 95	(180,478 95)
184,000 00	CONSECO INC	8 75% 09 Aug 2006	86/12/31-03/12/31	2/4/2003	54,280 00	95,596 61	(41,316 61)
614,000 00	CONSECO INC	8 75% 09 Aug 2006	86/12/31-03/12/31	2/6/2003	174,222 50	319,521 72	(145,299 22)
212,000 00	CONSECO INC	9% 15 Apr 2008	86/12/31-03/12/31	2/10/2003	60,665 00	109,794 85	(49,129 85)
1,619,000 00	CONSECO INC	9% 15 Apr 2008	86/12/31-03/12/31	2/21/2003	453,320 00	830,421 42	(377,101 42)
294,000 00	CONSECO INC	10 75% 15 Jun 2009	86/12/31-03/12/31	2/7/2003	83,790 00	154,385 97	(70,595 97)
463,000 00	CONSECO INC	10 75% 15 Jun 2009	86/12/31-03/12/31	2/10/2003	132,533 75	239,949 94	(107,416 19)
80,000 00	FRUIT OF THE LOOM INC	7% 15 Mar 2011	86/12/31-03/12/31	9/25/2002	3,801 31	-	3,801 31
(80,000 00)	FRUIT OF THE LOOM INC	7% 15 Mar 2011	86/12/31-03/12/31	9/25/2002	(2,773 68)	-	(2,773 68)
99,220 80	GARDENWAY TERM LOAN	8 25% 21 Oct 2007	86/12/31-03/12/31	3/24/2003	99,220 80	97,730 58	1,490 24
40,527 22	GARDENWAY TERM LOAN	8 25% 21 Oct 2007	86/12/31-03/12/31	7/18/2003	40,527 22	39,543 65	983 57
25,799 20	GARDENWAY TERM LOAN	8 25% 21 Oct 2007	86/12/31-03/12/31	12/1/2003	25,799 20	25,173 07	626 13
56 738 11	GARDENWAY TERM LOAN	8 25% 21 Oct 2007	86/12/31-03/12/31	12/28/2003	56 738 11	55,361 11	1,377 00
31 00	GENESIS HEALTH VENTURES INC	1% 02 Apr 2007	86/12/31-03/12/31	10/1/2003	31 00	25 32	5 68
3,038 00	GENESIS HEALTH VENTURES INC	1% 02 Apr 2007	86/12/31-03/12/31	10/31/2003	3,038 00	2,481 26	556 74
1,690,000 00	ICG HLDGS INC	1% 01 May 2006	86/12/31-03/12/31	1/27/2003	12,705 00	111,962 50	(99,257 50)
710,000 00	ICG SVCS INC	10% 15 Feb 2008	86/12/31-03/12/31	1/27/2003	4,275 00	85,200 00	(80,925 00)
1,020 000 00	ICG SVCS INC	1% 01 May 2008	86/12/31-03/12/31	1/27/2003	6,033 00	122,400 00	(116,367 00)
240,229 00	JAZZ CASINO CO LLC	100% 31 Mar 2008	86/12/31-03/12/31	12/27/2002	240,229 00	204,195 44	36,033 56
(240,229 00)	JAZZ CASINO CO LLC	100% 31 Mar 2008	86/12/31-03/12/31	12/27/2002	(240,238 01)	(204,195 44)	(36,042 57)
3,000,000 00	LEVEL 3 COMMUNICATIONS INC	1% 01 Dec 2008	86/12/31-03/12/31	4/29/2003	2,160,000 00	817,862 50	1,342,137 50
1,354,000 00	LEVEL 3 COMMUNICATIONS INC	1% 01 Dec 2008	86/12/31-03/12/31	5/6/2003	974,880 00	328,301 25	646,578 75
2,791 000 00	LEVEL 3 COMMUNICATIONS INC	11% 15 Mar 2008	86/12/31-03/12/31	2/4/2003	1,744,375 00	1,162,835 00	581,540 00
2,166,000 00	LEVEL 3 COMMUNICATIONS INC	11 25% 15 Mar 2010	86/12/31-03/12/31	2/4/2003	1,326,875 00	1,055,446 45	271,228 55
27,400 00	MISSION ENERGY HLDG CO	13 5% 15 Jul 2008	86/12/31-03/12/31	4/30/2003	18,358 00	31,001 24	(12,643 24)
27,400 00	MISSION ENERGY HLDG CO	13 5% 15 Jul 2008	86/12/31-03/12/31	4/30/2003	18,084 00	31,001 24	(12,917 24)
58 300 00	MISSION ENERGY HLDG CO	13 5% 15 Jul 2008	86/12/31-03/12/31	4/30/2003	39,061 00	65,962 48	(26,901 48)
27,400 00	MISSION ENERGY HLDG CO	13 5% 15 Jul 2008	86/12/31-03/12/31	4/30/2003	18,221 00	31,001 24	(12,780 24)
187 800 00	MISSION ENERGY HLDG CO	13 5% 15 Jul 2008	86/12/31-03/12/31	5/2/2003	136,624 50	212,462 97	(75,838 47)
200,000 00	MISSION ENERGY HLDG CO	13 5% 15 Jul 2008	86/12/31-03/12/31	5/21/2003	133 000 00	228 052 60	(93,052 60)

THE ROCKEFELLER FOUNDATION
EMPLOYEE ID NO 13-1659629
GAIN AND LOSSES ON TAXABLE INVESTMENTS
FOR YEAR 2003

Shares/Par Value	Security Name	Security Description	Date Bought	Date Sold	Proceeds	Cost	Realized Gain/Loss
981,700.00	MISSION ENERGY HLDG CO	13 5% 15 Jul 2008	86/12/31-03/12/31	7/17/2003	677,373.00	1,068,860.24	(391,487.24)
1,000,000.00	QWEST CAP FDG INC	5 875% 03 Aug 2004	86/12/31-03/12/31	1/22/2003	890,000.00	582,500.00	307,500.00
852,000.00	QWEST CAP FDG INC	5 875% 03 Aug 2004	86/12/31-03/12/31	1/23/2003	760,410.00	490,042.50	270,367.50
623,000.00	QWEST CAP FDG INC	5 875% 03 Aug 2004	86/12/31-03/12/31	4/29/2003	579,390.00	349,485.00	229,905.00
280.00	QWEST SVCS CORP	13 5% 15 Dec 2010	86/12/31-03/12/31	2/25/2003	14.76	295.43	(280.67)
462,000.00	QWEST SVCS CORP	13 5% 15 Dec 2010	86/12/31-03/12/31	4/28/2003	506,467.50	487,464.57	19,002.93
177,000.00	REVLON HOLDINGS INC	12% 01 Feb 2004	86/12/31-03/12/31	8/19/2003	70,800.00	76,985.00	(6,185.00)
413,000.00	REVLON CONSUMER PRODS CORP	8 625% 01 Feb 2008	86/12/31-03/12/31	1/6/2003	198,240.00	204,387.83	(6,147.83)
2,479,000.00	REVLON CONSUMER PRODS CORP	8 625% 01 Feb 2008	86/12/31-03/12/31	2/26/2003	1,140,340.00	1,188,401.69	(48,061.69)
327,000.00	WORLD COM INC GA	7 55% 01 Apr 2004	86/12/31-03/12/31	1/2/2003	85,837.50	222,165.00	(136,327.50)
2,712,000.00	WORLD COM INC GA NEW	7 875% 15 May 2003	86/12/31-03/12/31	1/2/2003	711,900.00	2,236,313.75	(1,524,413.75)
1,587,000.00	WORLD COM INC	6 5% 15 May 2004	86/12/31-03/12/31	1/2/2003	416,587.50	1,088,365.00	(671,777.50)
-	MAXWELL SR BANK DEBT/FRANKLIN		86/12/31-03/12/31	7/31/2003	2,058.50	-	2,058.50
-	MAXWELL SR BANK DEBT/FRANKLIN		86/12/31-03/12/31	3/31/2003	15,776.93	-	15,776.93
-	KASPER ASL	12 75% NOTE	86/12/31-03/12/31	12/16/2003	727,216.76	-	727,216.76
-	MAXWELL SR BANK DEBT/RABOBANK		86/12/31-03/12/31	3/31/2003	80,674.18	-	80,674.18
-	MAXWELL SR BANK DEBT/SWISS		86/12/31-03/12/31	3/31/2003	32,216.50	-	32,216.50
-	MAXWELL SR BANK DEBT/RABOBANK		86/12/31-03/12/31	4/24/2003	9,990.95	-	9,990.95
100,000.00	AOL TIME WARNER INC	6 875% 01 May 2012	86/12/31-03/12/31	2/28/2003	105,401.00	99,107.39	6,293.61
100,000.00	AOL TIME WARNER INC	6 875% 01 May 2012	86/12/31-03/12/31	3/26/2003	104,494.00	99,112.38	5,381.62
500,000.00	AOL TIME WARNER INC	6 875% 01 May 2012	86/12/31-03/12/31	9/3/2003	537,680.00	495,718.73	41,961.27
300,000.00	AT+T CORP	1% 15 Nov 2031	86/12/31-03/12/31	7/16/2003	340,968.00	256,113.14	84,854.86
300,000.00	BRITISH TELECOMMUNICATIONS PLC	8 375% 15 Dec 2010	86/12/31-03/12/31	2/20/2003	361,827.00	329,405.12	32,421.88
700,000.00	BRITISH TELECOMMUNICATIONS PLC	8 125% 15 Dec 2010	86/12/31-03/12/31	3/19/2003	834,176.00	768,112.00	66,064.00
100,000.00	CIT GROUP INC	4 125% 21 Feb 2006	86/12/31-03/12/31	2/26/2003	100,209.00	99,748.07	460.93
400,000.00	CIT GROUP INC	4 125% 21 Feb 2006	86/12/31-03/12/31	10/9/2003	413,780.00	399,162.58	14,617.42
700,000.00	CIT GROUP INC	4 125% 21 Feb 2006	86/12/31-03/12/31	10/9/2003	723,465.00	698,534.51	24,930.49
300,000.00	CITIGROUP INC	7 25% 01 Oct 2010	86/12/31-03/12/31	8/21/2003	342,528.00	335,868.30	6,659.70
200,000.00	CREDIT SUISSE FIRST BOSTON USA	4 825% 15 Jan 2008	86/12/31-03/12/31	2/26/2003	205,940.00	199,818.12	6,121.88
500,000.00	CREDIT SUISSE FIRST BOSTON USA	4 625% 15 Jan 2008	86/12/31-03/12/31	8/21/2003	511,910.00	499,582.16	12,327.84
600,000.00	CREDIT SUISSE FIRST BOSTON USA	4 625% 15 Jan 2008	86/12/31-03/12/31	8/22/2003	613,248.00	598,498.88	13,749.12
1,200,000.00	DEUTSCHE TELEKOM INTL FIN BV	8 25% 15 Jun 2030	86/12/31-03/12/31	2/4/2003	1,358,388.00	1,222,489.81	135,898.19
500,000.00	FORD MTR CR CO	6 7% 16 Jul 2004	86/12/31-03/12/31	1/24/2003	515,000.00	500,684.76	14,315.24
800,000.00	FORD MTR CR CO	6 7% 16 Jul 2004	86/12/31-03/12/31	1/30/2003	823,000.00	801,083.63	21,916.37
200,000.00	GENERAL ELEC CAP CORP MTN	5 45% 15 Jan 2013	86/12/31-03/12/31	2/26/2003	208,412.00	199,391.29	9,020.71
700,000.00	GENERAL ELEC CAP CORP MTN	5 45% 15 Jan 2013	86/12/31-03/12/31	7/25/2003	729,386.00	697,926.52	31,459.48
400,000.00	GENERAL ELEC CAP CORP MTN	5 45% 15 Jan 2013	86/12/31-03/12/31	7/29/2003	409,396.00	388,815.68	10,580.32
600,000.00	GENERAL MTRS ACCEP CORP	8% 01 Nov 2031	86/12/31-03/12/31	9/3/2003	588,792.00	593,808.21	(5,016.21)
100,000.00	GENERAL MTRS ACCEP CORP	6 875% 28 Aug 2012	86/12/31-03/12/31	2/26/2003	98,654.00	99,358.06	(702.06)
400,000.00	GENERAL MTRS ACCEP CORP	6 875% 28 Aug 2012	86/12/31-03/12/31	3/18/2003	385,652.00	397,433.58	(11,781.58)
500,000.00	GENERAL MTRS CORP	8 375% 15 Jul 2033	86/12/31-03/12/31	7/9/2003	497,500.00	493,117.87	4,382.13
1,200,000.00	GOLDMAN SACHS GROUP INC	6 125% 15 Feb 2033	86/12/31-03/12/31	3/18/2003	1,186,428.00	1,200,000.00	(13,572.00)
100,000.00	HOUSEHOLD FIN CORP	7% 15 May 2012	86/12/31-03/12/31	3/19/2003	111,768.00	105,588.25	6,179.75
400,000.00	HOUSEHOLD FIN CORP	6 375% 27 Nov 2012	86/12/31-03/12/31	4/15/2003	436,724.00	407,437.64	29,286.36
100,000.00	HOUSEHOLD FIN CORP	6 375% 27 Nov 2012	86/12/31-03/12/31	5/13/2003	112,118.00	99,387.64	12,730.36
300,000.00	JP MORGAN CHASE	6 75% 01 Feb 2011	86/12/31-03/12/31	8/21/2003	330,633.00	317,787.52	12,845.48
600,000.00	NABISCO INC	6 125% 01 Feb 2033	86/12/31-03/12/31	2/3/2003	800,000.00	782,284.97	17,715.03
1,000,000.00	NATIONAL RURAL UTILS COOP FIN	8% 01 Mar 2032	86/12/31-03/12/31	5/23/2003	1,350,930.00	998,901.92	352,028.08
700,000.00	ONCOR ELEC DELIVERY CO	6 375% 15 Jan 2015	86/12/31-03/12/31	8/21/2003	732,375.00	694,659.93	37,715.07
700,000.00	PSEG PWR LLC	6 875% 15 Apr 2006	86/12/31-03/12/31	2/26/2003	753,508.00	734,265.39	19,242.61
100,000.00	PSEG PWR LLC	6 875% 15 Apr 2006	86/12/31-03/12/31	2/26/2003	107,539.00	104,895.06	2,643.94
300,000.00	PSEG PWR LLC	6 875% 15 Apr 2006	86/12/31-03/12/31	2/26/2003	323,094.00	314,661.79	8,432.21
600,000.00	TIME WARNER INC	6 625% 15 May 2029	86/12/31-03/12/31	3/26/2003	555,336.00	527,432.04	27,903.96
1,200,000.00	AIG SUNAMERICA GLOBAL FING IX	5 1% 17 Jan 2007	86/12/31-03/12/31	10/8/2003	1,280,736.00	1,241,419.79	39,316.21
250,000.00	ACE INA HLDG INC	8 3% 15 Aug 2006	86/12/31-03/12/31	2/27/2003	284,235.00	275,468.08	8,766.92
500,000.00	ACE INA HLDG INC	8 3% 15 Aug 2006	86/12/31-03/12/31	5/5/2003	575,750.00	548,480.00	27,270.00
800,000.00	AETNA INC	7 125% 15 Aug 2006	86/12/31-03/12/31	10/27/2003	889,672.00	848,192.81	41,479.19
650,000.00	ALCOA INC	7 375% 01 Aug 2010	86/12/31-03/12/31	7/3/2003	783,412.50	744,156.21	39,256.29
360,000.00	ALCOA INC	6% 15 Jan 2012	86/12/31-03/12/31	10/1/2003	398,806.40	402,015.55	(5,209.15)
240,000.00	ALCOA INC	6% 15 Jan 2012	86/12/31-03/12/31	10/1/2003	264,537.80	268,010.38	(3,472.58)
475,000.00	ALLSTATE FINL GLOBAL FDG LLC	6 5% 14 Jun 2011	86/12/31-03/12/31	6/13/2003	572,313.25	474,384.51	97,928.74
100,000.00	BB+T CORP	6 5% 01 Aug 2011	86/12/31-03/12/31	3/24/2003	112,637.00	111,735.57	901.43
200,000.00	BB+T CORP	6 5% 01 Aug 2011	86/12/31-03/12/31	7/15/2003	228,634.00	222,751.94	5,882.06
700,000.00	BB+T CORP	6 5% 01 Aug 2011	86/12/31-03/12/31	10/9/2003	781,088.00	777,837.15	3,250.85
300,000.00	BANK AMER CORP	7 4% 15 Jan 2011	86/12/31-03/12/31	1/27/2003	350,802.00	331,055.97	19,746.03
200,000.00	BANK AMER CORP	7 4% 15 Jan 2011	86/12/31-03/12/31	10/8/2003	234,520.00	219,219.28	15,300.74
500,000.00	BAYERISCHE LANDESBANK GIRO	6 375% 15 Oct 2005	86/12/31-03/12/31	9/25/2003	543,635.00	526,663.10	16,971.90
200,000.00	BEAR STEARNS COS INC	5 7% 15 Jan 2007	86/12/31-03/12/31	2/3/2003	215,736.00	189,583.27	26,152.73
500,000.00	BEAR STEARNS COS INC	5 7% 15 Jan 2007	86/12/31-03/12/31	12/24/2003	539,805.00	499,175.02	40,629.98
250,000.00	CIT GROUP HLDGS	7 625% 16 Aug 2005	86/12/31-03/12/31	1/8/2003	272,480.00	262,048.97	10,431.03
100,000.00	CIT GROUP HLDGS	7 625% 16 Aug 2005	86/12/31-03/12/31	2/12/2003	108,621.00	104,651.41	3,969.59
100,000.00	CIT GROUP HLDGS	7 625% 16 Aug 2005	86/12/31-03/12/31	3/6/2003	108,465.00	104,549.14	3,915.86
100,000.00	CIT GROUP INC	7 75% 02 Apr 2012	86/12/31-03/12/31	3/12/2003	111,540.00	108,334.33	3,205.67
150,000.00	CIT GROUP INC	7 75% 02 Apr 2012	86/12/31-03/12/31	3/19/2003	164,446.50	162,482.14	1,964.36
100,000.00	CARGILL INC	6 375% 01 Jun 2012	86/12/31-03/12/31	2/5/2003	110,871.00	99,749.49	11,121.51
150,000.00	CARGILL INC	6 375% 01 Jun 2012	86/12/31-03/12/31	2/13/2003	168,894.00	148,824.98	19,269.02
100,000.00	CARGILL INC	6 375% 01 Jun 2012	86/12/31-03/12/31	10/9/2003	109,607.00	99,763.16	9,843.84
200,000.00	CITIGROUP INC	7 25% 01 Oct 2010	86/12/31-03/12/31	2/6/2003	233,658.00	222,093.14	11,564.86
1,000,000.00	CITIGROUP INC	7 25% 01 Oct 2010	86/12/31-03/12/31	2/13/2003	1,170,130.00	1,090,394.48	79,735.52
200,000.00	COCA COLA ENTERPRISES INC	4 375% 15 Sep 2009	86/12/31-03/12/31	2/5/2003	202,994.00	199,147.52	3,846.48
400,000.00	COCA COLA ENTERPRISES INC	4 375% 15 Sep 2009	86/12/31-03/12/31	2/13/2003	411,496.00	398,296.77	13,199.23
150,000.00	CONOCOPHILLIPS	4 75% 15 Oct 2012	86/12/31-03/12/31	2/5/2003	148,555.50	150,000.00	(1,444.50)
200,000.00	CONOCOPHILLIPS	4 75% 15 Oct 2012	86/12/31-03/12/31	2/14/2003	199,896.00	200,000.00	(304.00)
500,000.00	CONOCOPHILLIPS	4 75% 15 Oct 2012	86/12/31-03/12/31	3/4/2003	500,000.00	500,000.00	-
500,000.00	CONOCOPHILLIPS	4 75% 15 Oct 2012	86/12/31-03/12/31	10/8/2003	499,130.00	500,000.00	(870.00)

THE ROCKEFELLER FOUNDATION
EMPLOYEE ID NO 13-1659629
GAIN AND LOSSES ON TAXABLE INVESTMENTS
FOR YEAR 2003

Shares/Par Value	Security Name	Security Description	Date Bought	Date Sold	Proceeds	Cost	Realized Gain/Loss
280,000.00	COUNTRYWIDE HOME LNS INC	5 5% 01 Aug 2006	86/12/31-03/12/31	7/1/2003	305,482.80	286,444.02	19,038.78
70,000.00	COUNTRYWIDE HOME LNS INC	5 5% 01 Aug 2008	86/12/31-03/12/31	7/1/2003	76,462.40	71,811.01	4,651.39
650,000.00	COUNTRYWIDE HOME LNS INC	5 5% 01 Aug 2008	86/12/31-03/12/31	7/22/2003	701,720.50	681,997.91	39,722.59
150,000.00	COUNTRYWIDE FDG CORP MTN	5 625% 15 May 2007	86/12/31-03/12/31	2/6/2003	180,776.00	154,818.22	5,957.78
50,000.00	COUNTRYWIDE HOME LNS INC MTN	5 625% 15 May 2007	86/12/31-03/12/31	8/7/2003	53,552.00	54,156.50	(604.50)
50,000.00	CREDIT SUISSE FIRST BOSTON USA	6 125% 15 Nov 2011	86/12/31-03/12/31	3/24/2003	51,808.00	49,551.57	2,256.43
500,000.00	CREDIT SUISSE FIRST BOSTON USA	6 5% 15 Jan 2012	86/12/31-03/12/31	9/10/2003	547,885.00	497,774.31	50,110.69
500,000.00	FIRST UN NATL BK NC	7 8% 18 Aug 2010	86/12/31-03/12/31	2/4/2003	606,140.00	566,631.00	39,509.00
500,000.00	FIRST UN NATL BK NC	7 8% 18 Aug 2010	86/12/31-03/12/31	8/1/2003	591,710.00	563,037.47	28,672.53
200,000.00	GTE CALIFORNIA	7 65% 15 Mar 2007	86/12/31-03/12/31	2/13/2003	229,586.00	204,502.48	25,083.52
350,000.00	GENERAL DYNAMICS CORP	4 25% 15 May 2013	86/12/31-03/12/31	10/8/2003	334,194.00	349,482.46	(15,288.46)
500,000.00	GENERAL ELEC CAP CORP MTN	6% 15 Jun 2012	86/12/31-03/12/31	2/13/2003	539,135.00	528,313.56	10,821.44
50,000.00	HANCOCK JOHN FINL SVCS INC	5 625% 01 Dec 2008	86/12/31-03/12/31	3/24/2003	53,869.00	51,478.95	2,390.05
450,000.00	HANCOCK JOHN FINL SVCS INC	5 625% 01 Dec 2008	86/12/31-03/12/31	12/24/2003	485,010.00	461,739.25	23,270.75
150,000.00	HARTFORD FINL SVCS GROUP INC	4 7% 01 Sep 2007	86/12/31-03/12/31	2/13/2003	155,199.00	149,769.39	5,429.61
150,000.00	HARTFORD FINL SVCS GROUP INC	4 625% 15 Jul 2013	86/12/31-03/12/31	10/23/2003	144,094.50	149,465.18	(5,370.68)
350,000.00	HARTFORD LIFE INC	7 1% 15 Jun 2007	86/12/31-03/12/31	2/6/2003	390,869.50	385,338.31	5,531.19
500,000.00	HOUSEHOLD FIN CORP	8% 09 May 2005	86/12/31-03/12/31	5/1/2003	557,770.00	513,712.52	44,057.48
500,000.00	HOUSEHOLD FIN CORP	5 75% 30 Jan 2007	86/12/31-03/12/31	10/8/2003	541,150.00	540,697.14	452.86
100,000.00	HOUSEHOLD FIN CORP	6 375% 27 Nov 2012	86/12/31-03/12/31	12/12/2003	110,103.00	99,415.53	10,687.47
250,000.00	INTELSAT LTD	7 625% 15 Apr 2012	86/12/31-03/12/31	1/13/2003	248,335.47	248,335.47	-
250,000.00	INTELSAT LTD	7 625% 15 Apr 2012	86/12/31-03/12/31	3/10/2003	261,465.00	248,384.38	13,080.62
50,000.00	INTERNATIONAL LEASE FIN CORP	4 5% 01 May 2008	86/12/31-03/12/31	5/1/2003	50,751.00	49,750.00	1,001.00
50,000.00	INTERNATIONAL LEASE FIN CORP	4 5% 01 May 2008	86/12/31-03/12/31	9/4/2003	50,662.50	49,766.09	896.41
490,000.00	JP MORGAN CHASE + CO	6 625% 15 Mar 2012	86/12/31-03/12/31	2/14/2003	535,178.00	491,019.56	44,158.44
400,000.00	JP MORGAN CHASE + CO	6 625% 15 Mar 2012	86/12/31-03/12/31	10/23/2003	444,840.00	407,983.00	36,857.00
600,000.00	JACKSON NATL LIFE GLOBAL FDG	5 25% 15 Mar 2007	86/12/31-03/12/31	3/19/2003	632,352.00	630,130.23	2,221.77
200,000.00	KEYSPAN CORP	7 25% 15 Nov 2005	86/12/31-03/12/31	1/23/2003	224,740.00	199,741.00	24,999.00
400,000.00	KRAFT FOODS INC	5 625% 01 Nov 2011	86/12/31-03/12/31	2/5/2003	424,000.00	420,670.14	3,329.86
800,000.00	KRAFT FOODS INC	100% 01 Nov 2011	86/12/31-03/12/31	4/23/2003	832,058.00	840,582.18	(8,524.18)
100,000.00	MARSH + MCLENNAN COS INC	5 375% 15 Mar 2007	86/12/31-03/12/31	2/7/2003	108,248.00	106,827.75	1,420.25
300,000.00	MARSH + MCLENNAN COS INC	5 375% 15 Mar 2007	86/12/31-03/12/31	10/8/2003	322,368.00	317,347.74	5,020.26
600,000.00	MARSH + MCLENNAN COS INC	6 25% 15 Mar 2012	86/12/31-03/12/31	10/8/2003	656,904.00	656,980.73	(76.73)
300,000.00	MELLON BK N A	7% 15 Mar 2006	86/12/31-03/12/31	2/5/2003	336,447.00	323,947.87	12,499.13
150,000.00	METROPOLITAN LIFE INS CO	7 8% 01 Nov 2025	86/12/31-03/12/31	11/18/2003	178,036.50	180,558.54	(2,522.04)
200,000.00	MONUMENTAL GLOBAL FDG II 2002A	5 2% 30 Jan 2007	86/12/31-03/12/31	6/13/2003	218,848.00	204,182.10	12,665.90
500,000.00	MONUMENTAL GLOBAL FDG II 2002A	5 2% 30 Jan 2007	86/12/31-03/12/31	12/22/2003	532,355.00	508,848.41	23,506.59
370,000.00	MORGAN STANLEY DEAN WITTER	6 6% 01 Apr 2012	86/12/31-03/12/31	2/12/2003	409,960.00	392,574.64	17,385.36
30,000.00	MORGAN STANLEY DEAN WITTER	6 6% 01 Apr 2012	86/12/31-03/12/31	4/2/2003	33,501.60	33,483.00	18.60
50,000.00	MORGAN STANLEY DEAN WITTER	6 6% 01 Apr 2012	86/12/31-03/12/31	10/8/2003	55,556.00	52,850.14	2,705.86
250,000.00	MORGAN STANLEY DEAN WITTER	6 6% 01 Apr 2012	86/12/31-03/12/31	10/22/2003	278,532.50	264,013.62	14,518.88
250,000.00	MORGAN STANLEY + CO INC	4 25% 15 May 2010	86/12/31-03/12/31	9/18/2003	249,672.50	248,693.77	978.73
165,000.00	NEW JERSEY BELL TEL CO	8% 01 Jun 2022	86/12/31-03/12/31	9/30/2003	200,211.00	187,613.94	32,597.06
100,000.00	PRUDENTIAL FDG CORP MTN 144A	6 6% 15 May 2008	86/12/31-03/12/31	3/5/2003	112,050.00	105,813.14	6,236.86
750,000.00	SBC COMMUNICATIONS INC	5 875% 01 Feb 2012	86/12/31-03/12/31	1/29/2003	804,315.00	751,554.82	52,760.18
200,000.00	SCHLUMBERGER TECHNOLOGY CORP	6 5% 15 Apr 2012	86/12/31-03/12/31	2/6/2003	223,534.00	199,396.93	24,137.07
500,000.00	SCOTLAND INTL FIN NO 2 B V	4 25% 23 May 2013	86/12/31-03/12/31	10/9/2003	470,555.00	498,789.97	(28,234.97)
50,000.00	STANDARD CHARTERED BK	8% 30 May 2031	86/12/31-03/12/31	10/22/2003	60,148.50	63,735.53	(3,587.03)
50,000.00	STANDARD CHARTERED BK	8% 30 May 2031	86/12/31-03/12/31	10/24/2003	60,297.00	62,810.40	(2,513.40)
400,000.00	360 COMMUNICATIONS	7 125% 01 Mar 2003	86/12/31-03/12/31	3/1/2003	400,000.00	398,004.00	1,996.00
250,000.00	TRANSAMERICA FIN CORP	7 5% 15 Mar 2004	86/12/31-03/12/31	4/10/2003	261,250.00	257,307.88	3,942.12
700,000.00	U S BK NATL ASSN MINNEAPOLIS	6 375% 01 Aug 2011	86/12/31-03/12/31	10/23/2003	778,022.00	817,081.36	(39,059.36)
575,000.00	U S BANCORP OR	6 75% 15 Oct 2005	86/12/31-03/12/31	1/7/2003	635,731.50	629,422.82	6,308.68
150,000.00	VERIZON GLOBAL FDG CORP	7 25% 01 Dec 2010	86/12/31-03/12/31	3/21/2003	171,322.50	154,285.53	17,036.97
50,000.00	VERIZON WIRELESS CAP LLC	5 375% 15 Dec 2006	86/12/31-03/12/31	5/12/2003	54,514.50	50,113.34	4,401.16
550,000.00	VERIZON WIRELESS CAP LLC	5 375% 15 Dec 2006	86/12/31-03/12/31	10/8/2003	590,826.50	551,113.69	39,712.81
200,000.00	VIACOM INC	7 7% 30 Jul 2010	86/12/31-03/12/31	2/4/2003	237,056.00	228,681.45	8,374.55
300,000.00	VIACOM INC	7 7% 30 Jul 2010	86/12/31-03/12/31	10/8/2003	358,910.00	354,585.23	2,324.77
200,000.00	VODAFONE AIRTOUCH PLC	7 75% 15 Feb 2010	86/12/31-03/12/31	2/8/2003	235,518.00	216,804.22	18,713.78
50,000.00	VODAFONE AIRTOUCH PLC	7 75% 15 Feb 2010	86/12/31-03/12/31	10/7/2003	59,284.50	49,789.98	9,514.54
300,000.00	WASHINGTON MUT INC	8 25% 15 Jun 2005	86/12/31-03/12/31	8/1/2003	332,178.00	324,072.39	8,105.61
500,000.00	WASHINGTON MUT INC	8 25% 15 Jun 2005	86/12/31-03/12/31	10/1/2003	553,945.00	536,628.28	17,316.72
300,000.00	WASHINGTON MUT FIN CORP	6 875% 15 May 2011	86/12/31-03/12/31	4/15/2003	341,886.00	328,052.12	13,833.88
200,000.00	WELLS FARGO + COMPANY	3 75% 15 Oct 2007	86/12/31-03/12/31	2/4/2003	200,220.00	200,000.00	220.00
100,000.00	WELLS FARGO BK NA	7 55% 21 Jun 2010	86/12/31-03/12/31	5/23/2003	124,701.00	117,203.82	7,497.18
550,000.00	WELLS FARGO BK NA	7 55% 21 Jun 2010	86/12/31-03/12/31	10/23/2003	650,089.00	639,858.44	10,230.56
85,000.00	AMERICAN GEN CORP	8 5% 01 Jul 2030	86/12/31-03/12/31	6/3/2003	120,637.10	107,338.90	13,298.20
450,000.00	ASIF GLOBAL FING XVIII	3 85% 26 Nov 2007	86/12/31-03/12/31	10/15/2003	456,453.00	449,324.55	7,128.45
600,000.00	AVERY DENNISON CORP	4 875% 15 Jan 2013	86/12/31-03/12/31	9/29/2003	605,628.00	609,043.09	(3,415.09)
275,000.00	BHP BILLITON FIN USA LTD	4 748665% 15 Apr 2013	86/12/31-03/12/31	11/13/2003	273,303.25	274,711.72	(1,408.47)
45,000.00	BANK OF AMERICA	7 8% 15 Feb 2010	86/12/31-03/12/31	2/3/2003	53,542.35	51,702.79	1,839.56
135,000.00	BANK AMER CORP	4 875% 15 Sep 2012	86/12/31-03/12/31	7/21/2003	138,221.75	142,789.28	(4,567.53)
95,000.00	BANK AMER CORP	4 875% 15 Sep 2012	86/12/31-03/12/31	7/29/2003	94,291.30	99,727.31	(5,436.01)
590,000.00	BANK AMER CORP	4 875% 15 Sep 2012	86/12/31-03/12/31	11/7/2003	583,291.70	589,504.40	(6,212.70)
180,000.00	BANK AMER CORP	3 875% 15 Jan 2008	86/12/31-03/12/31	3/10/2003	186,618.60	179,363.74	7,254.86
425,000.00	BANK AMER CORP	3 25% 15 Aug 2008	86/12/31-03/12/31	8/21/2003	412,067.25	409,588.59	2,478.66
15,000.00	BARCLAYS BK PLC	8 55% 29 Sep 2049	86/12/31-03/12/31	4/17/2003	18,872.15	18,335.54	536.61
75,000.00	BARCLAYS BK PLC	8 55% 29 Sep 2049	86/12/31-03/12/31	4/22/2003	93,522.75	91,677.65	1,845.10
45,000.00	BARCLAYS BK PLC	1% 29 Sep 2049	86/12/31-03/12/31	5/29/2003	58,537.35	54,434.01	4,103.34
450,000.00	BARCLAYS BK PLC	1% 31 Dec 2049	86/12/31-03/12/31	9/29/2003	558,236.00	540,974.90	15,261.10
70,000.00	BARCLAYS BK PLC	1% 15 Dec 2049	86/12/31-03/12/31	2/26/2003	74,053.70	70,000.00	4,053.70
70,000.00	BARCLAYS BK PLC	1% 15 Dec 2049	86/12/31-03/12/31	4/22/2003	76,650.00	69,694.26	6,955.74
70,000.00	BARCLAYS BK PLC	6 86% 15 Dec 2049	86/12/31-03/12/31	5/29/2003	83,160.70	69,474.21	13,686.49
80,000.00	BEAR STEARNS COS INC	2 875% 02 Jul 2008	86/12/31-03/12/31	7/28/2003	76,709.60	79,915.81	(3,206.21)
55,000.00	BEAR STEARNS COS INC	2 875% 02 Jul 2008	86/12/31-03/12/31	11/7/2003	52,444.15	54,945.22	(2,501.07)

THE ROCKEFELLER FOUNDATION
EMPLOYEE ID NO 13-1659829
GAIN AND LOSSES ON TAXABLE INVESTMENTS
FOR YEAR 2003

Shares/Par Value	Security Name	Security Description	Date Bought	Date Sold	Proceeds	Cost	Realized Gain/Loss
265,000 00	BEAR STEARNS COS INC	2 875% 02 Jul 2008	86/12/31-03/12/31	12/22/2003	253,724 25	258,005 95	(4,281 70)
60,000 00	BRISTOL MYERS SQUIBB CO	100% 01 Oct 2006	86/12/31-03/12/31	4/29/2003	63,694 20	62,367 87	1,326 33
100,000 00	CAMP PENDLETON + QUANTICO HSG	5 937% 01 Oct 2003	86/12/31-03/12/31	10/9/2003	98 746 00	100,000 00	(1,254 00)
125,000 00	CHASE MANHATTAN CORP NEW	7 25% 01 Jun 2007	86/12/31-03/12/31	4/22/2003	143,041 25	133,759 75	9,281 50
150,000 00	CHUBB CORP	6 8% 15 Nov 2031	86/12/31-03/12/31	1/15/2003	156,571 50	150,008 01	6,563 49
150,000 00	CHUBB CORP	6 8% 15 Nov 2031	86/12/31-03/12/31	1/16/2003	154,891 50	150,007 96	4,883 54
95,000 00	CITIGROUP INC	7 25% 01 Oct 2010	86/12/31-03/12/31	2/3/2003	110 631 30	101,867 04	8,764 26
365,000 00	CITIGROUP INC	7 25% 01 Oct 2010	86/12/31-03/12/31	2/5/2003	427,648 60	402,796 61	24,851 99
5,000 00	CITIGROUP INC	7 25% 01 Oct 2010	86/12/31-03/12/31	2/28/2003	5,891 60	5,627 67	263 93
35,000 00	CITIGROUP INC	7 25% 01 Oct 2010	86/12/31-03/12/31	4/2/2003	41,203 40	39,348 37	1,855 03
65,000 00	CITIGROUP INC	7 25% 01 Oct 2010	86/12/31-03/12/31	4/4/2003	76 531 65	73,359 65	3,172 00
95,000 00	CITIGROUP INC	7 25% 01 Oct 2010	86/12/31-03/12/31	4/22/2003	112,162 70	106 474 36	5,688 34
65,000 00	CITIGROUP INC	6 75% 01 Dec 2005	86/12/31-03/12/31	6/25/2003	73,049 60	67,511 62	5,537 98
110,000 00	CITIGROUP INC	6 75% 01 Dec 2005	86/12/31-03/12/31	7/16/2003	122,212 20	114,154 78	8,057 42
85,000 00	CITIGROUP INC	6 75% 01 Dec 2005	86/12/31-03/12/31	7/18/2003	94,383 15	88,081 21	6,321 94
200,000 00	CITIGROUP INC	5 75% 10 May 2006	86/12/31-03/12/31	7/8/2003	220,000 00	205,395 53	14,604 47
150,000 00	CITIGROUP INC	5 75% 10 May 2006	86/12/31-03/12/31	7/21/2003	163,339 50	153,353 80	9,985 70
110,000 00	CITIGROUP INC	3 5% 01 Feb 2008	86/12/31-03/12/31	6/18/2003	114 065 60	110,300 49	3,765 11
45,000 00	CITIGROUP INC	100% 22 Feb 2033	86/12/31-03/12/31	4/22/2003	45,896 85	45,199 12	697 73
550,000 00	CONOCO INC	6 35% 15 Apr 2009	86/12/31-03/12/31	7/21/2003	623,903 50	602,626 53	21,276 97
75,000 00	CONOCOPHILLIPS	5 9% 15 Oct 2032	86/12/31-03/12/31	9/29/2003	75,247 50	73,852 01	1,395 49
200,000 00	CONOCO FDG CO	5 45% 15 Oct 2006	86/12/31-03/12/31	1/28/2003	215,644 00	213 038 92	2,605 08
100,000 00	CONOCO FDG CO	6 35% 15 Oct 2011	86/12/31-03/12/31	4/21/2003	112,323 00	111,329 43	993 57
135,000 00	CREDIT SUISSE FIRST BOSTON USA	100% 15 Nov 2011	86/12/31-03/12/31	4/29/2003	146,646 45	137,275 43	9,371 02
125,000 00	CREDIT SUISSE FIRST BOSTON USA	6 125% 15 Nov 2011	86/12/31-03/12/31	7/21/2003	135,888 75	125,320 77	10,567 98
50,000 00	CREDIT SUISSE FIRST BOSTON USA	6 125% 15 Nov 2011	86/12/31-03/12/31	8/21/2003	52,814 00	52,375 50	438 50
30,000 00	CREDIT SUISSE FIRST BOSTON USA	6 125% 15 Nov 2011	86/12/31-03/12/31	10/1/2003	32,931 60	31 409 58	1,522 02
35,000 00	CREDIT SUISSE FIRST BOSTON USA	6 125% 15 Nov 2011	86/12/31-03/12/31	10/2/2003	38 295 60	36,644 11	1,651 49
15,000 00	CREDIT SUISSE FIRST BOSTON USA	6 125% 15 Nov 2011	86/12/31-03/12/31	10/3/2003	16,178 40	15,704 45	473 95
190,000 00	CREDIT SUISSE FIRST BOSTON USA	6 125% 15 Nov 2011	86/12/31-03/12/31	12/11/2003	205,534 40	196,666 21	8,868 19
105,000 00	CREDIT SUISSE FIRST BOSTON USA	4 625% 15 Jan 2008	86/12/31-03/12/31	2/5/2003	107,250 15	104,903 62	2,346 53
20,000 00	CREDIT SUISSE FIRST BOSTON USA	4 625% 15 Jan 2008	86/12/31-03/12/31	4/29/2003	20,870 20	19,982 29	887 91
200,000 00	DEERE JOHN CAP CORP	5 1% 15 Jan 2013	86/12/31-03/12/31	6/12/2003	216,842 00	199,682 84	17,159 16
250,000 00	DEUTSCHE BK FINL LLC MTN	5 375% 02 Mar 2015	86/12/31-03/12/31	5/30/2003	269,462 50	247,791 26	21,671 24
145,000 00	DOW CHEM CO	6 125% 01 Feb 2011	86/12/31-03/12/31	4/22/2003	151,498 90	147,669 13	3,829 77
110,000 00	DU PONT E I DE NEMOURS + CO	6 5% 15 Jan 2028	86/12/31-03/12/31	9/29/2003	121,746 90	119 479 90	2,267 00
80,000 00	FLEETBOSTON FINL CORP	4 2% 30 Nov 2007	86/12/31-03/12/31	2/3/2003	81,254 40	78 888 27	1,366 13
120,000 00	FLEETBOSTON FINL CORP	4 2% 30 Nov 2007	86/12/31-03/12/31	2/5/2003	122,336 40	119,832 74	2,503 66
150,000 00	FLEETBOSTON FINL CORP	4 875% 01 Dec 2006	86/12/31-03/12/31	6/25/2003	163,699 50	150,210 93	13 488 57
85,000 00	GENERAL DYNAMICS CORP	4 25% 15 May 2013	86/12/31-03/12/31	7/21/2003	81,262 55	84,871 95	(3,609 40)
100,000 00	GENERAL DYNAMICS CORP	4 5% 15 Aug 2010	86/12/31-03/12/31	9/17/2003	101,650 00	99,659 47	1,990 53
75,000 00	GENERAL DYNAMICS CORP	4 5% 15 Aug 2010	86/12/31-03/12/31	12/3/2003	75,339 75	74,751 21	588 54
45,000 00	GENERAL ELEC CO	5% 01 Feb 2013	86/12/31-03/12/31	2/3/2003	45,202 95	44 832 02	370 93
100,000 00	GENERAL ELEC CO	5% 01 Feb 2013	86/12/31-03/12/31	2/3/2003	100,357 00	99 626 71	730 29
40,000 00	GENERAL ELEC CO	5% 01 Feb 2013	86/12/31-03/12/31	4/22/2003	41,000 80	39 853 15	1 147 65
70,000 00	GENERAL ELEC CO	5% 01 Feb 2013	86/12/31-03/12/31	7/28/2003	69,879 60	69,748 36	131 24
180,000 00	GENERAL ELEC CAP CORP MTN	3 5% 01 May 2008	86/12/31-03/12/31	6/18/2003	165,819 40	179 824 72	5,994 68
70,000 00	GENERAL ELEC CAP CORP MTN	3 5% 01 May 2008	86/12/31-03/12/31	7/1/2003	71,784 30	69 932 33	1,851 97
200,000 00	GENERAL ELEC CAP CORP MTN	3 5% 15 Aug 2007	86/12/31-03/12/31	12/11/2003	201,364 00	199 891 16	1,472 84
125,000 00	GENERAL ELEC CAP CORP MTN	7 375% 19 Jan 2010	86/12/31-03/12/31	1/22/2003	145,932 50	144 375 85	1,556 65
180,000 00	GENERAL ELEC CAP CORP MTN	6 125% 22 Feb 2011	86/12/31-03/12/31	1/16/2003	193,978 80	180,352 31	13,626 49
150,000 00	GENERAL ELEC CAP CORP MTN	6 125% 22 Feb 2011	86/12/31-03/12/31	7/21/2003	165,640 50	170,081 65	(4,421 15)
135,000 00	GENERAL ELEC CAP CORP MTN	5 35% 30 Mar 2006	86/12/31-03/12/31	1/17/2003	144,421 65	138,023 16	6,398 49
140,000 00	GENERAL ELEC CAP CORP MTN	5 35% 30 Mar 2006	86/12/31-03/12/31	1/27/2003	150,239 60	143,400 57	6,839 03
80,000 00	GENERAL ELEC CAP CORP MTN	5 35% 30 Mar 2006	86/12/31-03/12/31	2/3/2003	85,708 80	83,284 72	2,444 08
195,000 00	GENERAL ELEC CAP CORP MTN	6% 15 Jun 2012	86/12/31-03/12/31	1/15/2003	207,961 15	205,709 94	2,271 21
55,000 00	GENERAL ELEC CAP CORP MTN	6% 15 Jun 2012	86/12/31-03/12/31	2/10/2003	58,949 55	58,385 29	564 26
55,000 00	GENERAL ELEC CAP CORP MTN	6% 15 Jun 2012	86/12/31-03/12/31	7/28/2003	58,878 05	58,256 10	621 95
50,000 00	GENERAL ELEC CAP CORP MTN	6% 15 Jun 2012	86/12/31-03/12/31	12/3/2003	53,829 00	53,699 51	129 49
100,000 00	GENERAL ELEC CAP CORP MTN	5 45% 15 Jan 2013	86/12/31-03/12/31	1/8/2003	103,360 00	99,693 03	3,666 97
170,000 00	GENERAL ELEC CAP CORP MTN	5 45% 15 Jan 2013	86/12/31-03/12/31	3/20/2003	175,737 50	169,484 59	6,252 91
185,000 00	GENERAL ELEC CAP CORP MTN	4 25% 15 Jan 2008	86/12/31-03/12/31	1/28/2003	188,677 80	183,899 19	4,778 61
55,000 00	GOLDMAN SACHS GROUP INC	4 125% 15 Jan 2008	86/12/31-03/12/31	2/6/2003	55,723 25	54,985 36	737 89
85,000 00	GOLDMAN SACHS GROUP INC	4 125% 15 Jan 2008	86/12/31-03/12/31	2/6/2003	86,106 70	84,977 38	1,129 32
120,000 00	GOLDMAN SACHS GROUP INC	4 125% 15 Jan 2008	86/12/31-03/12/31	2/7/2003	121,136 40	120,765 04	371 36
55,000 00	GOLDMAN SACHS GROUP INC	4 125% 15 Jan 2008	86/12/31-03/12/31	2/25/2003	56,342 00	55,489 01	852 99
50,000 00	GOLDMAN SACHS GROUP INC	6 125% 15 Feb 2033	86/12/31-03/12/31	4/22/2003	51 138 00	50,000 00	1,138 00
45,000 00	GOLDMAN SACHS GROUP INC	6 125% 15 Feb 2033	86/12/31-03/12/31	4/23/2003	45,948 15	45 000 00	948 15
30,000 00	GOLDMAN SACHS GROUP INC	6 125% 15 Feb 2033	86/12/31-03/12/31	9/2/2003	28 953 60	32,037 33	(3 083 73)
320,000 00	HSBC HLDGS PLC	100% 12 Dec 2012	86/12/31-03/12/31	4/30/2003	331,558 40	319 190 30	12 368 10
130,000 00	HONEYWELL INTL INC	6 875% 03 Oct 2005	86/12/31-03/12/31	6/25/2003	145,492 10	133,722 04	11,770 06
200,000 00	HONEYWELL INTL INC	5 125% 01 Nov 2006	86/12/31-03/12/31	4/22/2003	214,326 00	200,605 58	13,720 42
125,000 00	HOUSEHOLD FIN CORP	6 5% 15 Nov 2008	86/12/31-03/12/31	2/6/2003	137,027 50	108,666 84	28 360 66
95,000 00	HOUSEHOLD FIN CORP	6 375% 15 Oct 2011	86/12/31-03/12/31	2/5/2003	101,682 30	95,497 71	6 184 59
105,000 00	HOUSEHOLD FIN CORP	6 375% 27 Nov 2012	86/12/31-03/12/31	1/16/2003	110,025 30	108,120 95	1,904 35
65,000 00	HOUSEHOLD FIN CORP	4 625% 15 Jan 2008	86/12/31-03/12/31	2/10/2003	66,478 75	64,677 89	1 800 86
55,000 00	HOUSEHOLD FIN CORP	4 625% 15 Jan 2008	86/12/31-03/12/31	6/18/2003	59,090 90	58,047 95	1 042 95
225,000 00	HOUSEHOLD FIN CORP	4 625% 15 Jan 2008	86/12/31-03/12/31	7/9/2003	238,830 75	229,869 35	8,961 40
150,000 00	HOUSEHOLD FIN CORP	4 625% 15 Jan 2008	86/12/31-03/12/31	10/17/2003	154 911 00	154,892 31	18 69
190,000 00	HOUSEHOLD FIN CORP	4 625% 15 Jan 2008	86/12/31-03/12/31	11/7/2003	195,586 00	190,246 06	5,339 94
70,000 00	JP MORGAN CHASE	6 75% 01 Feb 2011	86/12/31-03/12/31	2/10/2003	77,256 20	74,293 90	2 962 30
45,000 00	JP MORGAN CHASE	6 75% 01 Feb 2011	86/12/31-03/12/31	4/22/2003	50,793 75	49,283 47	1,510 28
220,000 00	J P MORGAN CHASE + CO	5 25% 30 May 2007	86/12/31-03/12/31	7/18/2003	238,827 60	242,410 91	(3,583 31)
160,000 00	J P MORGAN CHASE + CO	5 25% 30 May 2007	86/12/31-03/12/31	7/21/2003	172 846 40	174,783 87	(1,937 47)
30,000 00	J P MORGAN CHASE + CO	5 75% 02 Jan 2013	86/12/31-03/12/31	1/24/2003	30,909 30	30,633 80	275 50

THE ROCKEFELLER FOUNDATION
EMPLOYEE ID NO 13-1859629
GAIN AND LOSSES ON TAXABLE INVESTMENTS
FOR YEAR 2003

Shares/Par Value	Security Name	Security Description	Date Bought	Date Sold	Proceeds	Cost	Realized Gain/Loss
190,000.00	JP MORGAN CHASE CO	4 5% 15 Nov 2010	86/12/31-03/12/31	12/3/2003	189,443.30	189,561.74	(118.44)
280,000.00	KFW INTL FIN INC	5 25% 28 Jun 2006	86/12/31-03/12/31	2/27/2003	305,370.80	284,912.43	20,458.37
595,000.00	KFW INTL FIN INC	5 25% 28 Jun 2006	86/12/31-03/12/31	3/12/2003	651,266.17	602,961.29	48,304.88
90,000.00	KOHL'S CORP	6 3% 01 Mar 2011	86/12/31-03/12/31	2/10/2003	99,607.50	96,811.37	2,796.13
25,000.00	KRAFT FOODS INC	4 625% 01 Nov 2006	86/12/31-03/12/31	4/16/2003	25,504.50	25,024.30	480.20
465,000.00	KRAFT FOODS INC	100% 01 Nov 2011	86/12/31-03/12/31	4/16/2003	479,303.40	458,723.21	20,580.19
70,000.00	KRAFT FOODS INC	5 25% 01 Jun 2007	86/12/31-03/12/31	4/16/2003	72,918.30	69,891.08	3,027.22
25,000.00	KRAFT FOODS INC	100% 01 Jun 2012	86/12/31-03/12/31	4/16/2003	26,838.75	26,124.50	714.25
125,000.00	LEHMAN BROS HLDGS INC	4% 22 Jan 2008	86/12/31-03/12/31	3/10/2003	128,833.75	125,015.92	3,817.83
765,000.00	LEHMAN BROS INC	7 5% 01 Aug 2006	86/12/31-03/12/31	9/23/2003	876,009.15	780,258.56	95,750.59
285,000.00	LEHMAN BROTHERS HLDGS INC	4 375% 30 Nov 2010	86/12/31-03/12/31	12/2/2003	281,531.55	284,809.91	(3,278.36)
275,000.00	AMERITECH CAPITAL FUNDING CO	6 25% 18 May 2009	86/12/31-03/12/31	10/3/2003	304,158.25	285,364.71	18,793.54
100,000.00	MASSACHUSETTS MUT LIFE INS CO	5 825% 15 May 2033	86/12/31-03/12/31	12/2/2003	95,894.00	106,732.74	(10,838.74)
70,000.00	METLIFE INC	6 5% 15 Dec 2032	86/12/31-03/12/31	8/12/2003	71,372.00	69,449.19	1,922.81
135,000.00	MORGAN STANLEY GROUP INC	6 75% 15 Apr 2011	86/12/31-03/12/31	1/31/2003	150,510.15	140,802.37	9,707.78
35,000.00	MORGAN STANLEY GROUP INC	6 75% 15 Apr 2011	86/12/31-03/12/31	2/3/2003	38,888.50	36,558.92	2,329.58
10,000.00	MORGAN STANLEY GROUP INC	6 75% 15 Apr 2011	86/12/31-03/12/31	2/6/2003	11,178.30	10,660.49	517.81
125,000.00	MORGAN STANLEY GROUP INC	5 8% 01 Apr 2007	86/12/31-03/12/31	1/17/2003	135,410.00	124,689.87	10,720.13
145,000.00	MORGAN STANLEY GROUP INC	5 8% 01 Apr 2007	86/12/31-03/12/31	1/30/2003	157,087.20	148,194.07	10,893.13
15,000.00	MORGAN STANLEY GROUP INC	5 8% 01 Apr 2007	86/12/31-03/12/31	2/6/2003	16,284.15	16,121.93	162.22
40,000.00	MORGAN STANLEY GROUP INC	5 8% 01 Apr 2007	86/12/31-03/12/31	2/6/2003	43,402.00	42,991.80	410.20
80,000.00	MORGAN STANLEY GROUP INC	5 3% 01 Mar 2013	86/12/31-03/12/31	2/20/2003	80,432.80	79,698.40	734.40
80,000.00	MORGAN STANLEY GROUP INC	5 3% 01 Mar 2013	86/12/31-03/12/31	4/22/2003	81,873.60	80,403.32	1,470.28
90,000.00	MORGAN STANLEY GROUP INC	5 3% 01 Mar 2013	86/12/31-03/12/31	6/18/2003	97,464.60	89,842.81	7,621.79
50,000.00	MORGAN STANLEY GROUP INC	3 825% 01 Apr 2008	86/12/31-03/12/31	4/29/2003	50,142.50	49,933.71	208.79
125,000.00	MORGAN STANLEY GROUP INC	3 825% 01 Apr 2008	86/12/31-03/12/31	4/29/2003	125,575.00	124,834.26	740.74
150,000.00	MORGAN STANLEY + CO INC	4 25% 15 May 2010	86/12/31-03/12/31	7/21/2003	149,115.00	149,200.13	(85.13)
670,000.00	NEW JERSEY ECONOMIC DEV AUTH	0 01% 15 Feb 2013	86/12/31-03/12/31	4/22/2003	410,066.80	259,377.10	150,689.70
100,000.00	NEW YORK LIFE INS CO	5 875% 15 May 2033	86/12/31-03/12/31	6/11/2003	109,903.00	104,657.00	5,246.00
590,000.00	NORTHERN TRUST CO BANK MTN	4 6% 01 Feb 2013	86/12/31-03/12/31	10/30/2003	576,931.50	587,204.01	(10,272.51)
100,000.00	PFIZER INC	3 3% 02 Mar 2009	86/12/31-03/12/31	3/24/2003	98,981.00	100,356.77	(1,375.77)
100,000.00	PHARMACIA CORP	6 5% 01 Dec 2018	86/12/31-03/12/31	9/15/2003	114,813.00	103,055.75	11,757.25
180,000.00	PHARMACIA CORP	6 6% 01 Dec 2028	86/12/31-03/12/31	9/29/2003	203,985.00	200,682.28	3,302.72
675,000.00	PFIZER INC	5 625% 15 Apr 2009	86/12/31-03/12/31	7/21/2003	745,476.75	743,350.88	2,125.87
1,175,000.00	PRINCIPAL LIFE GLOBAL	5 25% 15 Jan 2013	86/12/31-03/12/31	9/23/2003	1,194,011.50	1,178,633.85	15,377.65
210,000.00	PROGRESSIVE CORP OH	6 25% 01 Dec 2032	86/12/31-03/12/31	7/7/2003	230,031.80	208,438.85	21,593.05
25,000.00	PRUDENTIAL FINL INC MTN	5 75% 15 Jul 2033	86/12/31-03/12/31	7/7/2003	24,317.25	24,799.52	(482.27)
100,000.00	PRUDENTIAL FINL INC MTN	5 75% 15 Jul 2033	86/12/31-03/12/31	12/11/2003	93,302.00	98,289.54	(4,987.54)
95,000.00	SBC COMMUNICATIONS INC	6 25% 15 Mar 2011	86/12/31-03/12/31	4/22/2003	106,078.90	104,537.40	1,541.50
45,000.00	SBC COMMUNICATIONS INC	6 25% 15 Mar 2011	86/12/31-03/12/31	8/1/2003	48,544.20	48,485.28	58.92
75,000.00	SBC COMMUNICATIONS INC	5 875% 01 Feb 2012	86/12/31-03/12/31	2/19/2003	81,253.50	75,051.74	6,201.76
65,000.00	SLM CORP	1% 25 Jul 2007	86/12/31-03/12/31	8/14/2003	64,902.50	64,913.40	(10.90)
215,000.00	SLM CORP	1% 25 Jul 2007	86/12/31-03/12/31	11/3/2003	214,916.79	214,729.17	187.62
85,000.00	SLM CORP	1% 25 Jul 2007	86/12/31-03/12/31	11/13/2003	85,121.63	84,893.86	227.77
350,000.00	TIAA GLOBAL MKTS INC	4 125% 15 Nov 2007	86/12/31-03/12/31	7/18/2003	365,711.50	346,534.11	17,177.39
275,000.00	TIAA GLOBAL MKTS INC	3 875% 22 Jan 2008	86/12/31-03/12/31	7/18/2003	283,274.75	274,712.25	8,562.50
250,000.00	TEXAS EASTN TRANSMISSION CORP	7% 15 Jul 2032	86/12/31-03/12/31	1/8/2003	262,247.50	238,541.79	23,705.71
340,000.00	UBS PFD FDG TRI	1% 29 Oct 2049	86/12/31-03/12/31	9/29/2003	419,648.40	413,610.50	6,037.90
225,000.00	UNILEVER CAPITAL CORP	6 875% 01 Nov 2005	86/12/31-03/12/31	7/23/2003	249,968.00	237,249.66	12,718.34
500,000.00	UNILEVER CAPITAL	7 125% 01 Nov 2010	86/12/31-03/12/31	8/21/2003	576,580.00	584,952.74	(8,372.74)
310,000.00	U S BANCORP MTN BK ENT	3 95% 23 Aug 2007	86/12/31-03/12/31	7/21/2003	320,549.30	309,981.95	10,567.35
55,000.00	U S BANCORP MTN BK ENT	3 95% 23 Aug 2007	86/12/31-03/12/31	7/28/2003	56,454.75	54,785.09	1,669.66
400,000.00	UNITED TECHNOLOGIES CORP	6 7% 01 Aug 2028	86/12/31-03/12/31	2/6/2003	454,384.00	402,101.22	52,282.78
200,000.00	UNITED TECHNOLOGIES CORP	4 875% 01 Nov 2006	86/12/31-03/12/31	7/9/2003	217,252.00	201,152.99	16,099.01
60,000.00	VERIZON GLOBAL FDG CORP	7 75% 01 Dec 2030	86/12/31-03/12/31	10/3/2003	70,578.00	60,020.78	10,557.22
120,000.00	VERIZON GLOBAL FDG CORP	6 125% 15 Jun 2007	86/12/31-03/12/31	4/23/2003	132,769.20	119,782.44	12,986.76
60,000.00	VERIZON GLOBAL FDG CORP	7 75% 15 Jun 2032	86/12/31-03/12/31	4/22/2003	73,366.80	58,515.44	14,851.36
275,000.00	VIRGINIA ELEC + PWR CO	5 75% 31 Mar 2006	86/12/31-03/12/31	1/8/2003	292,913.50	285,438.72	7,474.78
100,000.00	VODAFONE AIRTOUCH PLC	7 75% 15 Feb 2010	86/12/31-03/12/31	1/31/2003	117,563.00	109,101.81	8,461.19
10,000.00	VODAFONE AIRTOUCH PLC	7 75% 15 Feb 2010	86/12/31-03/12/31	4/2/2003	11,969.20	10,892.50	1,076.70
75,000.00	WAL MART STORES INC	6 875% 10 Aug 2009	86/12/31-03/12/31	7/18/2003	88,226.25	89,942.01	(1,715.76)
125,000.00	WAL MART STORES INC	3 375% 01 Oct 2008	86/12/31-03/12/31	12/2/2003	122,896.25	124,542.88	(1,646.63)
410,000.00	WAL MART STORES INC	3 375% 01 Oct 2008	86/12/31-03/12/31	12/16/2003	406,945.50	408,511.61	(1,566.11)
130,000.00	WELLS FARGO FINL INC	5 5% 01 Aug 2012	86/12/31-03/12/31	9/19/2003	137,394.40	145,558.16	(8,163.76)
125,000.00	ZURICH CAP TRUST	6 378% 01 Jun 2037	86/12/31-03/12/31	1/10/2003	116,002.50	127,449.88	(11,447.38)
65,000.00	ZURICH CAP TRUST	6 378% 01 Jun 2037	86/12/31-03/12/31	1/10/2003	60,520.20	66,273.92	(5,753.72)
250,000.00	ARROW ELECTRS INC	6 875% 01 Jun 2018	86/12/31-03/12/31	4/24/2003	230,675.00	216,487.25	14,187.75
1,500,000.00	BANGKO SENTRAL NG PHILIPINAS	8 6% 15 Jun 2027	86/12/31-03/12/31	2/27/2003	1,215,750.00	1,255,748.67	(39,998.67)
250,000.00	BANGKO SENTRAL NG PHILIPINAS	8 6% 15 Jun 2027	86/12/31-03/12/31	3/14/2003	193,125.00	208,832.06	(15,707.06)
1,488,000.00	BANGKO SENTRAL NG PHILIPINAS	8 6% 15 Jun 2027	86/12/31-03/12/31	3/10/2003	1,147,835.00	1,156,853.87	(9,018.87)
750,000.00	BAUSCH + LOMB INC	7 125% 01 Aug 2028	86/12/31-03/12/31	4/24/2003	705,000.00	628,569.50	76,430.50
125,000.00	BOISE CASCADE CORP	7 35% 01 Feb 2016	86/12/31-03/12/31	4/24/2003	125,738.75	118,159.33	7,579.42
500,000.00	BORDEN INC	7 875% 15 Feb 2023	86/12/31-03/12/31	4/8/2003	310,000.00	377,090.66	(67,090.66)
500,000.00	CIT GROUP INC REORGANIZED AS	6 5% 07 Feb 2006	86/12/31-03/12/31	4/8/2003	532,790.00	497,119.89	35,670.11
1,000,000.00	CIT GROUP INC	7 75% 02 Apr 2012	86/12/31-03/12/31	2/21/2003	1,131,380.00	991,424.22	139,955.78
1,000,000.00	CERRO NEGRO FIN LTD	7 9% 01 Dec 2020	86/12/31-03/12/31	4/11/2003	700,000.00	662,667.40	(37,332.60)
1,750,000.00	CERRO NEGRO FIN LTD	7 9% 01 Dec 2020	86/12/31-03/12/31	4/14/2003	1,225,000.00	1,341,038.96	(116,038.96)
600,000.00	COASTAL CORP	8 95% 01 Jun 2028	86/12/31-03/12/31	4/25/2003	448,500.00	542,159.97	(93,659.97)
395,000.00	COLUMBIA / HCA HEALTHCARE CORP	7 19% 15 Nov 2015	86/12/31-03/12/31	3/7/2003	428,389.35	328,376.68	100,012.67
1,000,000.00	COLUMBIA / HCA HEALTHCARE CORP	7 05% 01 Dec 2027	86/12/31-03/12/31	3/7/2003	982,860.00	805,493.06	177,366.94
1,000,000.00	COLUMBIA / HCA HEALTHCARE CORP	7 58% 15 Sep 2025	86/12/31-03/12/31	3/7/2003	1,038,570.00	894,807.89	143,762.11
250,000.00	CONSTELLATION ENERGY GROUP INC	6 125% 01 Sep 2009	86/12/31-03/12/31	2/21/2003	265,925.00	244,401.84	21,523.16
250,000.00	COX COMMUNICATIONS INC NEW	6 75% 15 Mar 2011	86/12/31-03/12/31	4/1/2003	278,272.50	237,338.33	40,934.17
475,000.00	DANA CORP	6 5% 15 Mar 2008	86/12/31-03/12/31	4/8/2003	439,375.00	420,179.80	19,195.20
250,000.00	DANA CORP	7% 01 Mar 2029	86/12/31-03/12/31	4/8/2003	199,375.00	178,454.55	20,920.45

THE ROCKEFELLER FOUNDATION
EMPLOYEE ID NO 13-1659629
GAIN AND LOSSES ON TAXABLE INVESTMENTS
FOR YEAR 2003

Shares/Par Value	Security Name	Security Description	Date Bought	Date Sold	Proceeds	Cost	Realized Gain/Loss
3,500,000.00	DELTA AIR LINES INC DE	8 3% 15 Dec 2029	86/12/31-03/12/31	3/19/2003	1,505,000.00	3,277,067.21	(1,772,067.21)
1,000,000.00	ERP OPER LTD PARTNERSHIP	7 125% 15 Oct 2017	86/12/31-03/12/31	2/21/2003	1,124,120.00	894,397.60	229,722.40
90,000.00	EDISON MISSION ENERGY	7 73% 15 Jun 2009	86/12/31-03/12/31	2/19/2003	47,567.50	80,587.80	(33,000.30)
350,000.00	EDISON MISSION ENERGY	7 73% 15 Jun 2009	86/12/31-03/12/31	2/21/2003	178,500.00	313,428.80	(134,928.80)
175,000.00	EDISON MISSION ENERGY	7 73% 15 Jun 2009	86/12/31-03/12/31	2/25/2003	96,250.00	143,405.27	(47,155.27)
135,000.00	EDISON MISSION ENERGY	7 73% 15 Jun 2009	86/12/31-03/12/31	4/28/2003	109,350.00	106,065.76	3,284.24
1,000,000.00	EL PASO CORP	7% 15 May 2011	86/12/31-03/12/31	2/12/2003	800,000.00	974,289.48	(374,289.48)
1,000,000.00	EL PASO CORP	7% 15 May 2011	86/12/31-03/12/31	3/5/2003	735,000.00	974,460.40	(239,460.40)
798,000.00	EMPRESA NACIONAL DE ELECTRICID	7 875% 01 Feb 2027	86/12/31-03/12/31	3/5/2003	586,530.00	666,583.43	(80,033.43)
1,000,000.00	EMPRESA NACIONAL DE ELECTRICID	7 875% 01 Feb 2027	86/12/31-03/12/31	4/25/2003	802,500.00	831,976.28	(29,476.28)
1,125,000.00	ENERSIS S A	7 4% 01 Dec 2016	86/12/31-03/12/31	3/5/2003	808,593.75	931,397.03	(122,803.28)
1,125,000.00	ENERSIS S A	7 4% 01 Dec 2016	86/12/31-03/12/31	4/25/2003	914,062.50	904,079.15	9,983.35
1,000,000.00	FIRST INDL LP	7 6% 15 Jul 2028	86/12/31-03/12/31	2/25/2003	1,060,150.00	999,001.96	61,148.04
1,950,000.00	FORD MTR CO DEL	6 375% 01 Feb 2029	86/12/31-03/12/31	4/23/2003	1,538,745.00	1,625,379.71	(86,633.71)
375,000.00	FORD MTR CR CO	6 5% 25 Jan 2007	86/12/31-03/12/31	4/24/2003	383,908.25	358,333.37	25,572.88
850,000.00	FORT JAMES CORP	7 75% 15 Nov 2023	86/12/31-03/12/31	4/28/2003	739,500.00	800,455.65	(60,955.65)
1,000,000.00	GENERAL MTRS CORP	6 75% 01 May 2028	86/12/31-03/12/31	4/23/2003	905,150.00	890,440.89	14,709.11
1,300,000.00	GEORGIA PAC CORP	7 375% 01 Dec 2025	86/12/31-03/12/31	4/28/2003	1,222,500.00	1,381,550.77	(159,050.77)
2,125,000.00	GEORGIA PAC CORP	7 25% 01 Jun 2028	86/12/31-03/12/31	4/21/2003	1,583,125.00	1,894,114.38	(310,989.38)
1,000,000.00	GEORGIA PAC CORP	7 75% 15 Nov 2029	86/12/31-03/12/31	4/24/2003	840,000.00	966,332.20	(126,332.20)
1,800,000.00	GLOBAL MARINE INC	7% 01 Jun 2028	86/12/31-03/12/31	2/19/2003	1,996,182.00	1,608,232.53	387,949.47
250,000.00	HCA INC	6 3% 01 Oct 2012	86/12/31-03/12/31	2/8/2003	254,432.50	239,642.50	14,790.00
250,000.00	HCA INC	6 25% 15 Feb 2013	86/12/31-03/12/31	4/16/2003	252,045.00	252,665.48	(620.48)
600,000.00	IMC GLOBAL INC FORMERLU IMC FE	6 875% 15 Jul 2007	86/12/31-03/12/31	4/28/2003	588,000.00	514,184.94	73,805.06
3,000,000.00	KELLWOOD CO	7 625% 15 Oct 2017	86/12/31-03/12/31	2/21/2003	2,595,000.00	2,971,254.06	(376,254.06)
650,000.00	LUCENT TECHNOLOGIES INC	6 45% 15 Mar 2029	86/12/31-03/12/31	3/4/2003	403,000.00	448,153.41	(45,153.41)
250,000.00	MOTOROLA INC	5 8% 15 Oct 2008	86/12/31-03/12/31	4/1/2003	255,000.00	221,562.38	33,437.62
150,000.00	MOTOROLA INC	7 625% 15 Nov 2010	86/12/31-03/12/31	4/1/2003	162,375.00	137,601.24	24,773.76
700,000.00	MOTOROLA INC	8% 01 Nov 2011	86/12/31-03/12/31	2/21/2003	749,000.00	694,345.58	54,654.42
1,050,000.00	MULTICANAL S A	13 125% 15 Apr 2009	86/12/31-03/12/31	2/19/2003	294,000.00	959,677.48	(665,677.48)
250,000.00	NEXTEL COMMUNICATIONS INC	9 75% 31 Oct 2007	86/12/31-03/12/31	2/20/2003	250,000.00	209,380.35	40,619.65
1,000,000.00	NEXTEL COMMUNICATIONS INC	9 95% 15 Feb 2008	86/12/31-03/12/31	2/20/2003	1,000,000.00	806,384.69	193,615.31
100,000.00	NEXTEL COMMUNICATIONS	9 5% 01 Feb 2011	86/12/31-03/12/31	2/20/2003	98,750.00	81,130.52	17,619.48
1,250,000.00	PDVSA FIN LTD	7 4% 15 Aug 2016	86/12/31-03/12/31	4/8/2003	834,375.00	1,006,091.48	(171,716.48)
1,250,000.00	PENNEY J C INC	7 125% 15 Nov 2023	86/12/31-03/12/31	4/28/2003	1,156,250.00	950,727.79	205,522.21
600,000.00	PENNEY J C INC	7 65% 15 Aug 2016	86/12/31-03/12/31	4/28/2003	589,500.00	501,542.65	87,957.35
125,000.00	PENNEY J C INC	7 8% 01 Apr 2007	86/12/31-03/12/31	3/14/2003	127,500.00	101,548.57	25,951.43
400,000.00	PENNEY J C INC	7 95% 01 Apr 2017	86/12/31-03/12/31	4/28/2003	397,000.00	331,769.76	65,230.24
1,000,000.00	PENNEY J C INC MEDIUM TERM	6 875% 15 Oct 2015	86/12/31-03/12/31	4/28/2003	942,500.00	831,054.10	111,445.90
1,250,000.00	PETROLEOS MEXICANOS 144A	8 825% 01 Dec 2023	86/12/31-03/12/31	3/14/2003	1,333,125.00	1,195,322.14	137,802.86
500,000.00	PETROZUATA FIN INC	8 22% 01 Apr 2017	86/12/31-03/12/31	4/8/2003	350,000.00	398,458.06	(48,458.06)
500,000.00	PHILIPPINE LONG DIST TEL CO ME	8 35% 06 Mar 2017	86/12/31-03/12/31	4/8/2003	375,000.00	378,186.55	(3,186.55)
1,160,000.00	PINDO DELI FIN MAURITIUS LTD	10 75% 01 Oct 2007	86/12/31-03/12/31	1/24/2003	197,200.00	1,143,298.26	(946,098.26)
1,065,000.00	PINDO DELI FIN MAURITIUS LTD	10 75% 01 Oct 2007	86/12/31-03/12/31	1/27/2003	181,050.00	867,063.39	(886,013.39)
1,810,000.00	PINDO DELI FIN MAURITIUS LTD	10 75% 01 Oct 2007	86/12/31-03/12/31	1/28/2003	281,750.00	1,237,486.16	(955,716.16)
500,000.00	PIONEER NAT RES CO	7 2% 15 Jan 2028	86/12/31-03/12/31	3/4/2003	510,000.00	430,036.67	79,963.33
2,500,000.00	PULTE CORP	7 625% 15 Oct 2017	86/12/31-03/12/31	2/20/2003	2,800,625.00	2,408,798.78	391,826.22
900,000.00	PULTE HOME INC	7 875% 15 Jun 2032	86/12/31-03/12/31	2/19/2003	964,584.00	858,452.37	106,131.63
250,000.00	QWEST CAP FDG INC	7 75% 15 Aug 2006	86/12/31-03/12/31	4/25/2003	217,500.00	219,886.14	(2,386.14)
125,000.00	QWEST CAP FDG INC	7 75% 15 Feb 2031	86/12/31-03/12/31	4/25/2003	96,875.00	85,526.92	11,348.08
740,000.00	ROGERS CABLESYSTEMS LTD	9 65% 15 Jan 2014	86/12/31-03/12/31	2/19/2003	480,519.48	425,738.20	54,781.28
1,050,000.00	SEARS ROEBUCK ACCEP CORP	8 5% 01 Dec 2028	86/12/31-03/12/31	2/25/2003	882,000.00	848,072.74	33,927.26
1,000,000.00	SOUTHERN NAT GAS CO	7 35% 15 Feb 2031	86/12/31-03/12/31	4/8/2003	930,000.00	938,843.86	(8,843.86)
2 150,000.00	SPRINT CAP CORP	6 875% 15 Nov 2028	86/12/31-03/12/31	4/11/2003	1,870,500.00	1,890,719.57	(20,219.57)
1,500,000.00	SPRINT CAP CORP	6 8% 01 May 2019	86/12/31-03/12/31	4/22/2003	1,387,500.00	1,362,802.50	24,697.50
1,000,000.00	TRW INC	8 25% 15 Jan 2010	86/12/31-03/12/31	3/28/2003	1,116,920.00	936,979.63	179,940.37
2,000,000.00	TENAGA NASIONAL BERHAD	7 5% 01 Nov 2025	86/12/31-03/12/31	3/11/2003	1,988,100.00	1,196,769.20	791,330.80
775,000.00	TENNESSEE GAS PIPELINE CO	7% 15 Oct 2028	86/12/31-03/12/31	4/25/2003	701,375.00	698,675.30	4,699.70
1,250,000.00	TIME WARNER INC	7 57% 01 Feb 2024	86/12/31-03/12/31	2/25/2003	1,268,587.50	1,250,000.00	18,587.50
1,250,000.00	TIME WARNER INC	6 825% 15 May 2029	86/12/31-03/12/31	2/25/2003	1,150,787.50	1,072,626.83	78,160.67
660,000.00	TJWI KIMIA MAURITIUS LTD	10% 01 Aug 2004	86/12/31-03/12/31	1/30/2003	138,600.00	650,842.77	(512,242.77)
1,500,000.00	TRANSPORTACION MARITIMA MEXICA	10 25% 15 Nov 2008	86/12/31-03/12/31	4/25/2003	1,203,750.00	1,313,692.52	(109,942.52)
500,000.00	TRINET CORPORATE RLTY TR INC	7 7% 15 Jul 2017	86/12/31-03/12/31	4/24/2003	495,000.00	472,263.61	22,736.39
425,000.00	UNUMPROVIDENT CORP	6 75% 15 Dec 2028	86/12/31-03/12/31	4/24/2003	379,312.50	358,106.68	21,205.82
1,750,000.00	U S WEST CAP FDG INC	6 875% 15 Jul 2028	86/12/31-03/12/31	4/25/2003	1,295,000.00	1,594,466.95	(299,466.95)
225,000.00	WOOLWORTH CORP	8 5% 15 Jan 2022	86/12/31-03/12/31	4/1/2003	221,906.25	181,572.91	40,333.34
2,791,000.00	LEVEL 3 COMMUNICATIONS INC	11% 15 Mar 2008	86/12/31-03/12/31	7/11/2003	2,791,000.00	1,744,375.00	1,046,625.00
2,166,000.00	LEVEL 3 COMMUNICATIONS INC	11 25% 15 Mar 2010	86/12/31-03/12/31	7/11/2003	2,144,340.00	1,328,675.00	817,665.00
TOTAL CORPORATE OBLIGATION					163,976,704.19	164,174,843.18	(198,238.99)
CONVERTIBLE BOND							
1,000,000.00	ANALOG DEVICES INC	4 75% 01 Oct 2005	86/12/31-03/12/31	2/25/2003	1,007,500.00	934,782.15	72,717.85
750,000.00	HILTON HOTELS CORP	5% 15 May 2006	86/12/31-03/12/31	3/4/2003	722,812.50	673,538.45	49,274.05
500,000.00	LAM RESH CORP	4% 01 Jun 2006	86/12/31-03/12/31	3/14/2003	457,500.00	403,630.33	53,869.67
107,000.00	MASCOTEC INC	4 5% 15 Dec 2003	86/12/31-03/12/31	3/14/2003	102,720.00	101,541.86	1,178.14
45,000.00	MAXTOR CORP	5 75% 01 Mar 2012	86/12/31-03/12/31	3/19/2003	30,150.00	39,377.46	(9,227.46)
2,122,000.00	XEROX CORP	0 57% 21 Apr 2018	86/12/31-03/12/31	2/24/2003	1,386,037.50	1,277,848.26	88,189.24
TOTAL CONVERTIBLE BOND					3,686,720.00	3,430,718.61	256,001.49
SUNDRY ASSETS							
10,787.02	INTEGRATE HEALT	3% 15 Sep 2006	86/12/31-03/12/31	11/21/2003	-	2,945.80	(2,945.80)
156 100.68	GARDENWAY REVOLVING CREDIT	8 25% 31 Aug 1998	86/12/31-03/12/31	3/24/2003	156,100.68	154,182.64	1,918.04
2,868,836.03	TOKHEIM CORP	0 46% 05 Dec 2005	86/12/31-03/12/31	4/24/2003	2,868,836.03	2,275,542.86	593,293.17

THE ROCKEFELLER FOUNDATION
EMPLOYEE ID NO 13-1659629
GAIN AND LOSSES ON TAXABLE INVESTMENTS
FOR YEAR 2003

Shares/Par Value	Security Name	Security Description	Date Bought	Date Sold	Proceeds	Cost	Realized Gain/Loss
28,317.29	INTERGRATED HEALTH SERVICES	BD REVOLVER	86/12/31-03/12/31	11/21/2003	-	12,352.50	(12,352.50)
1,437,041.75	WARNACO BD REVOLVER FUNDED		86/12/31-03/12/31	2/24/2003	485,976.19	372,803.99	113,172.20
-	MUTAL BENEFIT INSURANCE	CLASS 4 CLAIM	86/12/31-03/12/31	7/31/2003	190,882.00	-	190,882.00
-	INTERGRATED HEALTH SERVICES	BD REVOLVER	86/12/31-03/12/31	11/21/2003	13,555.94	-	13,555.94
-	INTEGRATE HEALT	3% 15 Sep 2006	86/12/31-03/12/31	11/21/2003	5,163.92	-	5,163.92
TOTAL SUNDRY ASSETS					3,720,614.76	2,817,827.89	902,786.87
SHORT TERM							
1,000,000.00	ANZ (DELAWARE) INC DISC NOTE	1 05% 05 Dec 2003	86/12/31-03/12/31	11/7/2003	999,222.22	999,183.33	38.89
1,700,000.00	BARCLAYS U S FUND	1 25% 04 Jun 2003	86/12/31-03/12/31	5/21/2003	1,699,180.22	1,699,170.31	9.91
600,000.00	BARCLAYS U S FUND	1 2% 27 Aug 2003	86/12/31-03/12/31	7/17/2003	599,316.67	599,180.00	136.67
1,100,000.00	DANSKE CORP	1 255% 23 Apr 2003	86/12/31-03/12/31	2/27/2003	1,097,857.28	1,087,890.90	(33,611)
100,000.00	GENERAL ELEC CAP CORP	1 2% 21 Aug 2003	86/12/31-03/12/31	7/17/2003	99,899.86	99,683.33	216.53
100,000.00	GENERAL ELEC CAP CORP	1 03% 18 Sep 2003	86/12/31-03/12/31	9/3/2003	99,956.67	99,957.08	(0.41)
500,000.00	HBOS TREAS SVCS PLC	1 195% 20 Aug 2003	86/12/31-03/12/31	7/17/2003	499,527.78	499,435.69	92.09
1,100,000.00	HBOS TREAS SVCS PLC	1 21% 03 Sep 2003	86/12/31-03/12/31	7/30/2003	1,098,877.08	1,098,705.97	171.11
400,000.00	KFW INTL FIN INC	1 24% 12 Jun 2003	86/12/31-03/12/31	5/21/2003	399,704.22	399,696.89	7.33
1,300,000.00	KFW INTL FIN INC	1 24% 12 Jun 2003	86/12/31-03/12/31	5/22/2003	1,299,082.42	1,299,059.67	22.75
400,000.00	ROYAL BK OF SCOTLAND PLC	1 25% 14 Apr 2003	86/12/31-03/12/31	2/27/2003	399,350.89	399,263.89	87.00
3,000,000.00	SVENSKA HANDLSBN	1 21% 15 Aug 2003	86/12/31-03/12/31	7/14/2003	2,997,280.00	2,996,773.33	506.67
2,400,000.00	UBS FIN INC YRS 3+4	1 26% 09 Apr 2003	86/12/31-03/12/31	2/18/2003	2,395,833.33	2,395,800.00	33.33
2,200,000.00	UBS FIN INC YRS 3+4	0 92% 24 Sep 2003	86/12/31-03/12/31	9/3/2003	2,198,691.00	2,198,619.33	(71.67)
1,200,000.00	WELLS FARGO BANK NA	1 24% 10 Jun 2003	86/12/31-03/12/31	6/10/2003	1,200,000.00	1,200,029.97	(29.97)
1,700,000.00	WESTPAC TRUST SECS NZ	1 2% 27 Aug 2003	86/12/31-03/12/31	7/17/2003	1,698,063.89	1,697,676.67	387.22
500,000.00	WESTPAC TRUST SECS NZ	0 01% 19 Dec 2003	86/12/31-03/12/31	11/7/2003	499,416.67	499,364.17	52.50
TOTAL SHORT TERM					19,281,260.21	19,279,890.63	1,369.58
TOTAL TAXABLE GAIN/LOSS ON INVESTMENTS					4,086,847,794.58	4,087,466,499.94	(10,608,705.36)

THE ROCKEFELLER FOUNDATION
EMPLOYEE ID NO 13-1659629
GAIN AND LOSSES ON NONTAXABLE INVESTMENTS
FOR YEAR 2003

Shares/Par Value	Security Name	Security Description	Date Bought	Date Sold	Proceeds	Cost	Realized Gain/Loss
	FUTURES						
	GAIN/LOSS ON FUTURES				6,925,871.00	-	8,085,914.00
	FOREIGN CURRENCY						
	GAIN/LOSS ON FOREIGN CURRENCY				(17,385,979.44)	-	(17,174,966.44)
	TOTAL NONTAXABLE GAIN/LOSS ON INVESTMENTS				(10,460,108.44)	0.00	(9,089,052.44)

* These items of income, gain and loss are not subject to the Section 4940 tax based on IRS action on Decision CC-1987-018 (June 29, 1987) agreeing with the holding of *Zamurray Foundation v. U.S.*, 755 F.2d 404 (5th Circuit, 1985). See also, GCM 39538 (August 4, 1986) and IRS private letter rulings 199908038 (Nov. 12, 1999) and 8516068 (Jan 13, 1988).

STATEMENT #2

THE ROCKEFELLER FOUNDATION
Employer ID No. 13-1659629
Form 990PF - 2003

DETAILS OF OTHER INCOME
(Part I - line 11)

	Column a	Column b	Column c	Exclusion code
Partnership ordinary, other portfolio and other income	-*	12,314,660		16
Other deductions relating to portfolio income per K-1s	-*	(8,229,247)		
Net Partnership earnings other than interest, dividends and capital gains/(losses)		4,085,413		16
Program-related investments loan interest	89,286	89,286		14
Flexible Spending Account Income	6,476			01
Philanthropy Workshop fee income	92,500		92,500	N/A
Tax refunds	351,093			01
TOTAL OTHER INCOME	<u>\$539,355</u>	<u>\$4,174,699</u>	<u>\$92,500</u>	

* Otherwise reflected in Line 6 for Column (a) purposes.

THE ROCKEFELLER FOUNDATION
Employer ID No. 13-1659629
Form 990PF - 2003

	TOTAL (Column a)	ATTRIBUTABLE TO INVESTMENT INCOME (Column b)	Adjusted Net Income (Column C)	DISBURSEMENTS FOR CHARITABLE PURPOSES (Column d)
Statement #3				
LEGAL FEES				
Patterson, Belknap, Webb & Tyler (PBW&T)	2,075,864	80,186		1,995,679
Paul, Weiss, Rifkind, Wharton	115,697	98,342 *		
Kapila Anjarwalla & Khanna	20,303			20,303
Fiddler, Gonzalez & Rodriguez	4,592	4,592		
Barsamian, Saqui & Moo	2,223			2,223
Morrison & Foerster LLP	7,356			7,356
Schulte, Roth & Zabel	32,593	32,593		
Fragomen, Del Rey, Bernsen & Loewy, PC	15,270			15,270
Testa, Hurwitz & Thibault	52,289	44,446 **		
Goodrich, Riquelme Y Asociados	4,790			4,790
Other firms (under \$1,200 each)	2,917	1,260		1,656
Total legal fees	2,333,894	261,419	0	2,047,277
* Allocated to 990T \$17,355				
** Allocated to 990T \$7,843				
Statement #4				
ACCOUNTING FEES				
Deloitte & Touche	53,535	35,000		18,535
Ernst & Young	119,018	41,000		78,018
Total accounting fees	172,553	76,000	0	96,553
Statement #5				
OTHER PROFESSIONAL FEES				
Consultants	1,331,920	121,743	92,500	1,117,677
Custodians & Investment Managers	14,120,085	14,119,955		130
Total other professional fees	15,452,005	14,241,698	92,500	1,117,807
Statement #6				
TAXES				
2003 Federal excise tax payments	60,000			
Federal, NYS, and other state UBTI taxes	205,819	62,652		
Total taxes	265,819	62,652	0	0
Statement #7				
OTHER EXPENSES				
Computer Operations (hardware leases, software, development, data communications, supplies, etc)	1,921,559	117,569		1,803,990
Furniture & Equipment (leases, purchases, etc)	791,773	38,790		752,983
Office Expenses (supplies, stationery, postage, other)	733,645	57,200		676,445
Sundries (insurance, memberships, training, staff functions, other)	1,439,632	106,221		1,333,411
Securities Lending Fees	1,522,935	1,522,935		-
Refunds of prior years' expenses***	-	-		141,578
Total other expenses	6,409,543	1,842,714	0	4,708,407

*** Refund of amounts (that were netted against payments above) treated as qualifying distributions in prior years after December 31, 1969.

THE ROCKEFELLER FOUNDATION
990 HOLDINGS
AS OF DECEMBER 31, 2003

STATEMENT 8

Investments-U S and state government obligations

Fund Name	Security Name	Security Description	Shares/Par Value	Base Unit Cost	Base Total Cost	Base Price Amount	Base Market Value
FIXED INCOME SECURITIES							
DOMESTIC GOVERNMENT BONDS							
RF - PIMCO	FHLMC TBA JAN 30 GOLD SINGLE	5 5% 01 Dec 2099	3,500,000 00	100 9063	3,531,718 75	101 2188	3,542,656 25
RF - PIMCO	FED HM LN PC POOL E96988	5% 01 Jun 2018	170,959 33	103 3093	176,616 91	102 0391	174,445 29
RF - PIMCO	FED HM LN PC POOL B00404	9% 01 Sep 2005	1,159 28	106 0003	1,228 84	103 6699	1,201 82
RF - PIMCO	FEDERAL HOME LN MTG DISC NTS	1 07% 29 Jan 2004	3,100,000 00	99 9168	3,097,420 11	99 9168	3,097,420 12
RF - PIMCO	FEDERAL HOME LN MTG DISC NTS	1 07% 12 Feb 2004	5,500,000 00	99 8749	5,493,118 12	99 8749	5,493,118 13
RF - PIMCO	FEDERAL HOME LN MTG CORP	1 62% 15 Jan 2032	231,254 54	100 1719	231,652 01	100 5743	232,582 70
RF - PIMCO	FEDERAL HOME LN MTG CORP	7% 15 Oct 2030	1,452,363 93	100 2500	1,455,994 84	104 6762	1,520,279 95
RF - PIMCO	FEDERAL HOME LN MTG CORP	2 75% 15 Aug 2006	23,400,000 00	99 5744	23,300,418 31	100 8013	23,587,499 52
RF - PIMCO	FEDERAL NATL MTG ASSN DISC NTS	1 07% 11 Feb 2004	11,600,000 00	99 8777	11,585,818 56	99 8777	11,585,818 54
RF - PIMCO	FEDERAL NATL MTG ASSN DISC NTS	1 08% 19 Feb 2004	3,100,000 00	99 8530	3,095,443 00	99 8530	3,095,443 00
RF - PIMCO	FEDERAL NATL MTG ASSN DISC NTS	1 08% 25 Feb 2004	3,700,000 00	99 8354	3,693,909 13	99 8354	3,693,909 13
RF - PIMCO	FEDERAL NATL MTG ASSN DISC NTS	1 08% 17 Mar 2004	300,000 00	99 7794	299,338 17	99 7794	299,338 17
RF - PIMCO	FEDERAL NATL MTG ASSN DISC NTS	1 03% 31 Mar 2004	1,300,000 00	99 7400	1,296,620 00	99 7400	1,296,620 00
RF - PIMCO	FEDERAL NATL MTG ASSN REMIC	6 5% 25 Feb 2023	1,483,260 91	84 9260	1,259,674 45	105 1553	1,559,727 16
RF - PIMCO	FEDERAL NATL MTG ASSN	3 25% 15 Aug 2008	3,800,000 00	98 2414	3,733,174 26	99 1148	3,766,363 54
RF - PIMCO	FEDERAL NATL MTG ASSN GTD	6 85% 18 Dec 2027	1,700,000 00	94 1875	1,601,187 50	106 6525	1,813,091 99
RF - PIMCO	FEDERAL NATL MTG ASSN REMIC	0% 25 Mar 2020	1,200,304 08	71 0312	852,590 98	77 7235	932,918 22
RF - PIMCO	FNMA POOL 093361	6 153% 01 Nov 2019	35,446 29	100 3750	35,579 20	100 9167	35,771 23
RF - PIMCO	FNMA POOL 446656	6 5% 01 Jul 2006	18,435 37	97 0625	17,893 84	102 7383	18,940 18
RF - PIMCO	FNMA POOL 544781	6 557% 01 Feb 2030	1,371,966 96	98 5313	1,351,816 21	103 9062	1,425,558 73
RF - PIMCO	FANIEMAE WHOLE LOAN	4 1% 25 Aug 2033	2,671,532 08	101 5000	2,711,605 07	101 4399	2,709,999 74
RF - PIMCO	FNMA POOL 711203	5 5% 01 May 2033	5,237,493 67	101 2188	5,301,325 61	101 4766	5,314,828 41
RF - PIMCO	FNMA POOL 741672	5 5% 01 Nov 2033	4,762,505 78	101 2188	4,820,548 82	101 4766	4,832,827 04
RF - PIMCO	FNMA POOL 741420	5 5% 01 Nov 2018	4,780,717 70	103 6250	4,954,018 72	103 8125	4,962,982 56
RF - PIMCO	GNMA II POOL 008927	1% 20 Jul 2026	303,849 85	102 1875	310,496 54	103 0952	313,254 61
RF - PIMCO	GNMA II POOL 008949	1% 20 Aug 2026	229,906 37	101 8143	234,077 49	103 0968	237,026 11
RF - PIMCO	GNMA POOL 460929	7 5% 15 Oct 2027	14,274 02	100 8438	14,394 46	108 0117	15,417 61
RF - PIMCO	GNMA POOL 486123	8 5% 15 Aug 2030	12,182 18	104 8086	12,767 97	109 7031	13,364 23
RF - PIMCO	GNMA POOL 533254	8 5% 15 Jul 2030	19,788 80	104 8086	20,740 36	109 7031	21,708 93
RF - PIMCO	GNMA POOL 543869	7 5% 15 Jan 2031	8,925 58	101 8282	9,088 76	107 6680	9,609 99
RF - PIMCO	GNMA POOL 544658	7 5% 15 Dec 2030	3,592 54	100 8440	3,622 86	107 6680	3,868 01
RF - PIMCO	GNMA II POOL 080037	6 5% 20 Dec 2026	80,598 40	101 1876	81,555 61	102 6833	82,761 10
RF - PIMCO	GNMA II POOL 080354	1% 20 Dec 2029	1,168,509 96	99 6569	1,164,500 41	101 7076	1,188,463 44
RF - PIMCO	GOVERNMENT NATL MTG ASSN	1 51544% 16 Feb 2032	268,119 85	99 9062	267,868 48	100 5863	269,691 70
RF - PIMCO	GOVERNMENT NATL MTG ASSN	1 52% 16 Mar 2032	1,823,211 17	99 9183	1,821,721 05	100 5820	1,833,821 35
RF - PIMCO	GOVERNMENT NATL MTG ASSN	8% 20 Mar 2030	3,309,933 28	99 8438	3,304,761 51	106 7398	3,533,014 51
RF - PIMCO	TENNESSEE VALLEY AUTH	4 875% 15 Dec 2016	3,600,000 00	106 1742	3,822,270 05	107 0610	3,854,196 00
RF - PIMCO	UNITED STATES TREAS BILLS	0 86% 11 Mar 2004	330,000 00	99 8260	329,425 70	99 8260	329,425 71
RF - PIMCO	UNITED STATES TREAS BILLS	0 01% 18 Mar 2004	235,000 00	99 8107	234,555 16	99 8107	234,555 15
RF - PIMCO	UNITED STATES TREAS BILLS	0 01% 15 Apr 2004	6,200,000 00	99 7114	6,182,105 93	99 7114	6,182,105 92
RF - PIMCO	UNITED STATES TREAS BILLS	0% 29 Apr 2004	4,300,000 00	99 6628	4,285,501 84	99 6628	4,285,501 82
RF - PIMCO	UNITED STATES TREAS BILLS	0 98% 06 May 2004	1,600,000 00	99 6414	1,594,262 13	99 6414	1,594,262 13
RF - PIMCO	UNITED STATES TREAS BILLS	1 01077% 20 May 2004	2,700,000 00	99 6069	2,689,386 92	99 6069	2,689,386 92
RF - PIMCO	UNITED STATES TREAS BILLS	1 01% 27 May 2004	100,000 00	99 5874	99,587 43	99 5874	99,587 43
RF - PIMCO	UNITED STATES TREAS BILLS	0% 03 Jun 2004	6,500,000 00	99 5592	6,471,344 97	99 5592	6,471,344 95
RF - PIMCO	UNITED STATES TREAS BILLS	1 01% 17 Jun 2004	1,900,000 00	99 5450	1,891,355 00	99 5450	1,891,355 00
RF - PIMCO	UNITED STATES TREAS NTS	3 875% 15 Jan 2009	900,784 00	111 5401	1,004,734 98	112 9688	1,017,604 42
RF - PIMCO	UNITED STATES TREAS NTS	3 5% 15 Jan 2011	3,713,150 00	111 4409	4,137,968 08	112 0781	4,161,628 71
RF - GOLDMAN SACHS	FNMA TBA JAN 15 SINGLE FAM	5 5% 01 Dec 2099	13,000,000 00	103 1226	13,405,937 50	103 5938	13,467,187 50
RF - GOLDMAN SACHS	FNMA TBA JAN 30 SINGLE FAM	6 5% 01 Dec 2099	7,000,000 00	103 8125	7,266,875 00	104 5938	7,321,562 50
RF - GOLDMAN SACHS	FEDERAL HOME LN MTG CORP	4 375% 04 Feb 2010	500,000 00	99 2790	496,394 87	100 0846	500,422 90
RF - GOLDMAN SACHS	FEDERAL HOME LN MTG CORP	4 75% 06 May 2013	1,200,000 00	96 1254	1,153,504 99	96 7016	1,160,418 84
RF - GOLDMAN SACHS	FEDERAL HOME LN MTG PC GTD	7 5% 15 May 2008	722,625 19	109 3750	790,371 29	110 3187	797,190 72
RF - GOLDMAN SACHS	FEDERAL HOME LN MTG PC GTD	9 863803% 15 May 2008	578,100 16	97 1250	561,479 77	114 7763	663,521 97
RF - GOLDMAN SACHS	FEDERAL HOME LN MTG CORP	5% 30 Jul 2009	800,000 00	101 1641	809,312 42	101 7326	813,860 88
RF - GOLDMAN SACHS	FED HM LN PC POOL A16199	7% 01 Apr 2031	998,668 83	105 7813	1,056,404 37	106 1953	1,060,539 46
RF - GOLDMAN SACHS	FED HM LN PC POOL C90583	6% 01 Oct 2022	451,982 77	103 7189	468,791 77	103 9453	469,814 89
RF - GOLDMAN SACHS	FEDERAL HOME LN MTG CORP	6% 15 Jul 2030	1,000,000 00	104 4375	1,044,375 00	104 4615	1,044,615 10
RF - GOLDMAN SACHS	FEDERAL HOME LN MTG CORP	6 5% 15 Aug 2030	871,705 23	103 9844	906,437 23	102 8137	896,232 57
RF - GOLDMAN SACHS	FEDERAL HOME LN BKS	7 625% 14 May 2010	1,500,000 00	120 8963	1,813,445 11	120 0559	1,800,838 65
RF - GOLDMAN SACHS	FEDERAL HOME LN BKS	3 75% 15 Aug 2007	1,820,000 00	102 3623	1,862,994 49	103 0418	1,875,360 40
RF - GOLDMAN SACHS	FEDERAL HOME LN MTG PC GTD	3 81% 15 Nov 2023	1,000,000 00	103 3750	1,033,750 00	103 5000	1,035,000 00
RF - GOLDMAN SACHS	FEDERAL HOME LN MTG PC GTD	5 42% 15 Mar 2024	69,577 77	6 1562	4,283 38	0 1067	74 21

THE ROCKEFELLER FOUNDATION
890 HOLDINGS
AS OF DECEMBER 31, 2003

STATEMENT 8

Investments-U S and state government obligations

Fund Name	Security Name	Security Description	Shares/Par Value	Base Unit Cost	Base Total Cost	Base Price Amount	Base Market Value
RF - GOLDMAN SACHS	FEDERAL HOME LN MTG CORP	6 35% 15 Sep 2026	576,583 60	102 2734	589,691 77	101 4274	584,813 58
RF - GOLDMAN SACHS	FED HOME LN MTG CORP	6 625% 15 Sep 2009	2,000,000 00	114 3555	2,287,109 46	114 1987	2,283,974 60
RF - GOLDMAN SACHS	FEDERAL HOME LN MTG CORP	5 25% 15 Jan 2006	2,000,000 00	106 1170	2,122,339 19	106 3427	2,126,854 40
RF - GOLDMAN SACHS	FEDERAL NATL MTG ASSN REMIC	1% 25 Dec 2020	1,808 26	3,200 0022	57,864 36	3,101 1504	56,076 86
RF - GOLDMAN SACHS	FEDERAL NATL MTG ASSN REMIC	6 5% 25 May 2008	300,000 00	105 0313	315,093 75	105 6582	316,974 60
RF - GOLDMAN SACHS	FEDERAL NATL MTG ASSN REMIC	6 5% 25 Jun 2008	750,000 00	104 9063	786,796 88	105 2735	789,551 40
RF - GOLDMAN SACHS	FEDERAL NATL MTG ASSN REMIC	2 325% 25 Aug 2023	162,375 54	102 7500	166,840 87	100 0965	162,532 18
RF - GOLDMAN SACHS	FEDERAL NATL MTG ASSN GTD	1% 25 Oct 2008	443,767 58	94 0067	417,171 10	117 1280	519,776 14
RF - GOLDMAN SACHS	FEDERAL NATL MTG ASSN	6 625% 15 Sep 2009	1,000,000 00	114 3441	1,143,441 06	114 2262	1,142,262 30
RF - GOLDMAN SACHS	FEDERAL NATL MTG ASSN	6 625% 15 Oct 2007	1,000,000 00	112 6731	1,126,731 20	112 6599	1,126,599 20
RF - GOLDMAN SACHS	FEDERAL NATL MTG ASSN GTD	6 5% 25 Dec 2028	562,971 59	103 4063	582,147 81	103 1643	580,785 64
RF - GOLDMAN SACHS	FNMA POOL 254423	6 5% 01 Jul 2032	552,912 25	102 3438	565,871 13	105 0480	580,823 26
RF - GOLDMAN SACHS	FNMA POOL 343048	6 5% 01 Apr 2026	34,838 74	99 6250	34,708 11	105 0859	36,610 62
RF - GOLDMAN SACHS	FNMA POOL 376781	6 5% 01 Sep 2027	3 487 49	98 3280	3,429 18	104 9922	3,661 59
RF - GOLDMAN SACHS	FNMA POOL 395136	3 173% 01 Jul 2027	50,379 83	100 8750	50,820 66	100 9162	50,841 41
RF - GOLDMAN SACHS	FNMA POOL 399715	6 5% 01 Sep 2027	103,140 48	98 3281	101,416 09	105 0234	108,321 68
RF - GOLDMAN SACHS	FNMA POOL 408973	6 5% 01 Dec 2027	56,575 67	98 3281	55,629 80	104 9922	59,400 03
RF - GOLDMAN SACHS	FNMA POOL 555066	5 5% 01 Sep 2014	1,900,870 12	104 2344	1,981,360 09	104 2813	1,982,251 12
RF - GOLDMAN SACHS	FNMA POOL 563497	1% 01 Nov 2040	143,101 60	100 8750	144,353 73	100 9350	144,439 60
RF - GOLDMAN SACHS	FNMA POOL 569943	3 173% 01 Jan 2031	57,875 99	100 8750	58,382 41	100 8556	58,371 18
RF - GOLDMAN SACHS	FNMA POOL 620035	3 268% 01 May 2033	112,886 45	100 8750	113,874 21	100 8857	113,886 29
RF - GOLDMAN SACHS	FNMA POOL 620061	3 173% 01 Nov 2027	108,909 86	100 8750	109,862 83	101 1257	110,135 86
RF - GOLDMAN SACHS	FNMA POOL 620062	1% 01 Dec 2037	205,513 94	100 8750	207,312 19	101 0379	207,646 97
RF - GOLDMAN SACHS	FNMA POOL 620064	1% 01 Jan 2038	101,498 69	100 8750	102,386 80	101 0294	102,543 52
RF - GOLDMAN SACHS	FNMA POOL 620037	3 38% 01 Jan 2035	977,625 70	100 8750	986,179 93	101 0287	987,682 54
RF - GOLDMAN SACHS	FNMA POOL 620039	3 173% 01 Nov 2035	55,704 77	100 8750	56,192 18	100 9542	56,236 30
RF - GOLDMAN SACHS	FNMA POOL 620043	3 268% 01 Jul 2022	47,223 51	100 8750	47,636 71	101 0825	47,734 70
RF - GOLDMAN SACHS	FNMA POOL 620048	3 363% 01 Aug 2037	932,332 22	100 8125	939,907 42	101 0353	941,984 66
RF - GOLDMAN SACHS	FNMA POOL 620051	3 268% 01 Aug 2032	56,661 59	100 8750	57,157 38	101 0421	57,252 06
RF - GOLDMAN SACHS	FNMA POOL 651074	3 173% 01 Jun 2032	60,243 26	100 8750	60,770 39	99 9757	60,228 62
RF - GOLDMAN SACHS	FEDERAL NATL MTG ASSN	6 5% 25 Sep 2030	1,113,698 68	102 6875	1,143,629 33	102 3281	1,139,626 92
RF - GOLDMAN SACHS	FEDERAL NATL MTG ASSN	6 5% 25 Oct 2030	1,000,000 00	102 9480	1,029,479 76	102 7943	1,027,943 10
RF - GOLDMAN SACHS	FEDERAL NATL MTG ASSN	5 5% 25 Sep 2013	1,212,159 06	101 8028	1,234,012 42	101 3625	1,228,674 48
RF - GOLDMAN SACHS	FEDERAL NATL MTG ASSN GTD REMI	4 75% 25 Feb 2014	991,916 26	101 5421	1,007,212 90	102 0733	1,012,481 56
RF - GOLDMAN SACHS	FEDERAL HOME LN MTG CORP	5% 15 Apr 2017	779,030 84	12 0000	93,483 70	11 0556	86,126 14
RF - GOLDMAN SACHS	GOVERNMENT NATL MTG ASSN	1% 20 Oct 2031	81,400 24	114 1198	92,893 77	123 0474	100,160 86
RF - GOLDMAN SACHS	GOVERNMENT NATL MTG ASSN	1% 16 Oct 2031	259,187 03	115 5278	299,433 02	128 7917	333,811 25
RF - GOLDMAN SACHS	GOVERNMENT NATL MTG ASSN	1% 16 Oct 2031	325,254 16	113 7233	369,889 60	122 9581	399,926 34
RF - GOLDMAN SACHS	GOVERNMENT NATL MTG ASSN	6% 20 Sep 2027	1,476,444 37	102 2291	1,509,356 10	101 5413	1,499,200 51
RF - GOLDMAN SACHS	GOVERNMENT NATL MTG	1% 20 Dec 2031	76,395 93	110 6178	84,507 53	122 5985	93,660 27
RF - GOLDMAN SACHS	GOVERNMENT NATL MTG ASSN GTD	6 5% 20 Jan 2030	144,959 61	101 8750	147,677 61	100 8531	146,196 19
RF - GOLDMAN SACHS	GOVERNMENT NATL MTG ASSN	6% 20 Jun 2028	584,958 31	6 1250	35,828 69	2 0075	11,742 92
RF - GOLDMAN SACHS	UNITED STATES TRES BD STRP PRN	0 01% 15 May 2017	2,650,000 00	48 3362	1,280,909 50	51 0862	1,353,783 24
RF - GOLDMAN SACHS	UNITED STATES TRES BD STRP PR	0% 15 Nov 2024	1,810,000 00	24 6110	445,459 10	31 8512	576,506 90
RF - GOLDMAN SACHS	UNITED STATES TRES BD STRPPED	0% 15 Feb 2025	3,000,000 00	30 3961	911,884 00	31 3179	939,535 50
RF - GOLDMAN SACHS	UNITED STATES TRES BD STRIP	0% 15 Aug 2025	1,800,000 00	36 7016	660,628 31	30 4691	548,443 62
RF - GOLDMAN SACHS	UNITED STATES TRESAS BD	0% 15 Nov 2026	4,050,000 00	30 6417	1,240,989 31	28 3993	1,150,170 03
RF - GOLDMAN SACHS	UNITED STATES TRESAS BD	0% 15 Nov 2027	100,000 00	26 8740	26,874 00	26 9915	26,991 49
RF - GOLDMAN SACHS	UNITED STATES TRESAS BDS	7 5% 15 Nov 2016	300,000 00	123 8959	371,687 57	127 3594	* 382,078 14
RF - GOLDMAN SACHS	UNITED STATES TRESAS BDS	8 875% 15 Aug 2017	200,000 00	154 6328	309,265 64	141 7188	283,437 50
RF - GOLDMAN SACHS	UNITED STATES TRESAS BDS	7 25% 15 Aug 2022	1,700,000 00	115 8792	1,969,946 03	126 2500	2,146,250 00
RF - GOLDMAN SACHS	UNITED STATES TRESAS BDS	6 875% 15 Aug 2025	1,000,000 00	113 7848	1,137,848 02	122 3750	1,223,750 00
RF - GOLDMAN SACHS	UNITED STATES TRESAS NTS	3 125% 15 Oct 2008	1,200,000 00	99 2435	1,190,922 03	99 8125	1,197,750 00
RF - GOLDMAN SACHS	UNITED STATES TRESAS NTS	1 875% 30 Nov 2005	6,900,000 00	100 1495	6,910,312 50	100 1875	6,912,937 50
RF - GOLDMAN SACHS	UNITED STATES TRESAS NTS	1 875% 31 Dec 2005	1,300,000 00	100 0234	1,300,304 69	100 0625	1,300,812 50
RF - GOLDMAN SACHS	UNITED STATES TRES SC STRP INT	0% 15 Feb 2012	700,000 00	70 5600	493,920 00	70 9702	496,791 54
RF - GOLDMAN SACHS	UNITED STATES TRES SC STRP INT	0% 15 Feb 2014	15,860,000 00	60 7416	9,633,616 09	62 8762	9,972,171 66
RF - GOLDMAN SACHS	UNITED STATES TRES SC STRP INT	0% 15 Aug 2014	2,000,000 00	59 6553	1,193,105 55	60 9115	1,218,230 20
RF - GOLDMAN SACHS	UNITED STATES TRES SC STRP INT	0% 15 May 2012	2,300,000 00	69 1141	1,589,624 58	69 8275	1,606,033 19
RF BLACKROCK	FNMA TBA JAN 15 SINGLE FAM	5% 01 Dec 2099	2,600,000 00	101 6418	2,642,687 51	101 9844	2,651,593 88
RF BLACKROCK	FNMA TBA JAN 15 SINGLE FAM	5 5% 01 Dec 2099	(600,000 00)	103 0313	(618,187 50)	103 5938	(621,562 50)
RF BLACKROCK	FNMA TBA JAN 15 SINGLE FAM	5 5% 01 Dec 2099	400,000 00	103 0313	412,125 00	103 5938	414,375 00
RF BLACKROCK	FNMA TBA JAN 30 SINGLE FAM	5 5% 01 Dec 2099	(1,700,000 00)	100 3162	(1,705,375 00)	101 3281	(1,722,578 04)
RF BLACKROCK	FNMA TBA JAN 30 SINGLE FAM	5 5% 01 Dec 2099	100,000 00	100 3750	100,375 00	101 3281	101,328 12
RF BLACKROCK	FNMA TBA JAN 15 SINGLE FAM	6% 01 Dec 2099	100,000 00	104 4375	104,437 50	104 8750	104,875 00
RF BLACKROCK	FNMA TBA JAN 15 SINGLE FAM	6 5% 01 Dec 2099	(600,000 00)	105 7813	(634,687 50)	106 0000	(636,000 00)
RF BLACKROCK	FNMA TBA JAN 15 SINGLE FAM	6 5% 01 Dec 2099	500,000 00	105 8438	529,218 75	106 0000	530,000 00

Prepared by SSC 8/31/2004

THE ROCKEFELLER FOUNDATION
990 HOLDINGS
AS OF DECEMBER 31, 2003

STATEMENT 8

Investments-U S and state government obligations

Fund Name	Security Name	Security Description	Shares/Par Value	Base Unit Cost	Base Total Cost	Base Price Amount	Base Market Value
RF BLACKROCK	FNMA TBA JAN 30 SINGLE FAM	6 5% 01 Dec 2099	400,000 00	103 8164	415,265 62	104 5938	418,375 00
RF BLACKROCK	FNMA TBA JAN 15 SINGLE FAM	7% 01 Dec 2099	300,000 00	106 5000	319,500 00	106 8906	320,671 86
RF BLACKROCK	GNMA I TBA JAN 30 SINGLE FAM	6 5% 01 Dec 2099	(800,000 00)	105 2813	(842,250 00)	105 3594	(842,875 04)
RF BLACKROCK	FHLMC TBA JAN 30 GOLD SINGLE	5% 01 Dec 2099	2 500,000 00	97 5238	2,438,093 75	98 7422	2,468,554 75
RF BLACKROCK	FHLMC TBA JAN 15 GOLD SINGLE	5 5% 01 Dec 2099	(3,000,000 00)	103 0625	(3 091,875 00)	103 6094	(3,108,281 40)
RF BLACKROCK	FHLMC TBA JAN 15 GOLD SINGLE	5 5% 01 Dec 2099	2,600,000 00	103 0760	2,679,976 56	103 6094	2,693,843 88
RF BLACKROCK	FHLMC TBA JAN 15 GOLD SINGLE	6% 01 Dec 2099	(1,200,000 00)	104 3281	(1,251,937 50)	104 7813	(1,257,375 00)
RF BLACKROCK	FHLMC TBA JAN 30 GOLD SINGLE	6% 01 Dec 2099	(500,000 00)	102 1719	(510,859 38)	103 3438	(516,718 75)
RF BLACKROCK	FHLMC TBA JAN 30 GOLD SINGLE	6 5% 01 Dec 2099	2,200,000 00	104 0820	2,289,804 69	104 7813	2,305,187 50
RF BLACKROCK	FED HM LN PC POOL G01324	7% 01 Oct 2031	117,410 96	104 8906	123,153 08	105 9766	124,428 10
RF BLACKROCK	FED HM LN PC POOL G01477	6% 01 Dec 2032	184,655 16	101 7094	187,811 65	103 5078	191,132 51
RF BLACKROCK	FED HM LN PC POOL G10933	6% 01 Aug 2014	543,105 97	101 3567	550,474 11	105 2773	571,767 52
RF BLACKROCK	FED HM LN PC POOL G10982	6% 01 Jan 2012	273,270 11	97 2656	265,797 89	105 2773	287,691 50
RF BLACKROCK	FED HM LN PC POOL G10982	6 5% 01 Dec 2031	14,912 55	101 1602	15,085 56	104 9609	15,652 35
RF BLACKROCK	FED HM LN PC POOL C61716	6% 01 Dec 2031	351,565 30	104 8906	368,759 03	106 1766	373,279 94
RF BLACKROCK	FED HM LN PC POOL C74912	7% 01 Aug 2032	193,404 88	101 5851	196,470 49	103 5078	200,189 16
RF BLACKROCK	FED HM LN PC POOL C77315	6% 01 Feb 2033	2,874,300 80	101 7095	2,923,436 25	103 5078	2,975,125 81
RF BLACKROCK	FED HM LN PC POOL D66306	7% 01 Jan 2026	15,390 09	101 8438	15,673 85	106 2891	16,357 98
RF BLACKROCK	FED HM LN PC POOL E75480	6% 01 Mar 2014	7,744 96	99 7814	7,728 03	105 2773	8,153 69
RF BLACKROCK	FED HM LN PC POOL E82240	6% 01 Jan 2016	155,490 70	99 5625	154,810 44	105 0898	163,404 93
RF BLACKROCK	FED HM LN PC POOL E83082	6% 01 Apr 2016	20,699 40	99 5625	20,608 85	105 2148	21,778 84
RF BLACKROCK	FED HM LN PC POOL E83146	6% 01 Apr 2016	43,349 42	99 5625	43,159 77	105 2148	45,610 02
RF BLACKROCK	FED HM LN PC POOL E88027	6% 01 Feb 2017	412,974 31	101 1953	417 910 63	105 0273	433,735 93
RF BLACKROCK	FED HM LN PC POOL E91488	6% 01 Sep 2017	67,081 89	103 0660	69,138 61	105 0273	70,454 32
RF BLACKROCK	FED HM LN PC POOL E91894	5 5% 01 Oct 2017	1,290,924 73	102 4287	1,322,276 80	104 0156	1,342,763 36
RF BLACKROCK	FEDERAL HOME LN MTG CORP MTN	3 5% 01 Apr 2008	550,000 00	100 3582	551,969 91	99 7685	548,726 47
RF BLACKROCK	FEDERAL HOME LN MTG CORP	4 375% 04 Feb 2010	995,000 00	100 3306	998,289 53	100 0846	995,841 57
RF BLACKROCK	FEDERAL HOME LN MTG CORP	3 875% 10 Nov 2008	2,425,000 00	99 7624	2,419,237 64	100 3633	2,433,810 75
RF BLACKROCK	FEDERAL HOME LN MTG CORP MTN	4 625% 28 May 2013	425,000 00	100 0893	425,379 49	97 2056	413,123 71
RF BLACKROCK	FEDERAL HOME LN MTG CORP	4 75% 08 Dec 2010	1,410,000 00	100 2505	1,413,532 72	101 1156	1,425,729 40
RF BLACKROCK	FEDERAL HOME LN MTG CORP	4 5% 16 Dec 2010	2,325,000 00	99 4530	2,312,281 11	100 5693	2,338,235 99
RF BLACKROCK	FED HM LN PC POOL C01190	6 5% 01 Apr 2031	22,920 23	100 1094	22,945 30	104 9609	24,057 29
RF BLACKROCK	FED HM LN PC POOL C15477	7% 01 Jan 2028	460,784 50	101 8438	469,280 22	106 1953	489,331 53
RF BLACKROCK	FED HM LN PC POOL C15687	7% 01 Oct 2028	56,841 97	101 8438	57,890 00	106 1953	60,363 51
RF BLACKROCK	FED HM LN PC POOL C22101	6 5% 01 Feb 2029	20,504 47	92 9688	19,062 76	105 1484	21,560 13
RF BLACKROCK	FED HM LN PC POOL C29261	6 5% 01 Jul 2029	7,452 13	93 0196	6,931 94	105 1484	7,835 80
RF BLACKROCK	FED HM LN PC POOL E01388	4% 01 May 2018	391,827 08	95 2347	373,155 21	97 7891	383,164 02
RF BLACKROCK	FED HM LN PC POOL A13383	5 5% 01 Sep 2033	498,260 03	99 0000	493,277 43	101 3672	505,072 19
RF BLACKROCK	FED HM LN PC POOL A13696	5 5% 01 Oct 2033	996,580 92	98 9219	985,836 53	101 3672	1,010,206 07
RF BLACKROCK	FED HM LN PC POOL A13802	5% 01 Sep 2033	398,103 91	97 9466	389,929 37	98 8750	393,625 24
RF BLACKROCK	FEDERAL HOME LN BK CONS DSC NT	0% 14 Jan 2004	2,605,000 00	99 9632	2,604,040 49	99 9632	2,604,040 50
RF BLACKROCK	FEDERAL HOME LN MTG CORP	6 875% 15 Sep 2010	1,390,000 00	113 9060	1,583,293 50	116 0268	1,612,772 10
RF BLACKROCK	FEDERAL HOME LN MTG CORP	6% 15 Jun 2011	875,000 00	110 9460	970,777 15	110 7507	969,068 27
RF BLACKROCK	FEDERAL HOME LN MTG CORP	3 625% 15 Sep 2008	105 000 00	99 9868	104,986 11	100 5191	105,545 05
RF BLACKROCK	FED HM LN PC POOL D51535	7% 01 May 2024	24,339 01	101 8438	24,787 77	106 4141	25,900 13
RF BLACKROCK	FEDERAL NATL MTG ASSN GTD	7 3% 25 May 2010	550,000 00	124 5195	684,857 42	116 8229	642,526 00
RF BLACKROCK	FEDERAL NATL MTG ASSN	5 75% 15 Feb 2008	585,000 00	110 1304	644,262 85	109 6497	641,450 80
RF BLACKROCK	FEDERAL NATL MTG ASSN	6 625% 15 Sep 2009	375,000 00	114 0450	427,668 72	114 2262	428,348 36
RF BLACKROCK	FEDERAL NATL MTG ASSN	7 25% 15 Jan 2010	445,000 00	114 7099	510,459 08	117 7821	524,130 30
RF BLACKROCK	FEDERAL NATL MTG ASSN	7 125% 15 Jun 2010	1,100,000 00	117 0802	1,287,882 06	117 4085	1,291,493 50
RF BLACKROCK	FEDERAL NATL MTG ASSN	6 625% 15 Nov 2010	1,060 000 00	112 5066	1,192,570 08	114 6339	1,215,118 92
RF BLACKROCK	FEDERAL NATL MTG ASSN	6% 15 May 2011	2,320,000 00	110 7069	2,568,399 22	110 7780	2,570,049 14
RF BLACKROCK	FEDERAL NATL MTG ASSN	5 5% 18 Jul 2012	1,310,000 00	102 1568	1,338,253 56	102 1894	1,338,680 48
RF BLACKROCK	FEDERAL NATL MTG ASSN	1 75% 16 Jun 2006	300,000 00	99 6950	299,085 12	98 4027	295,208 13
RF BLACKROCK	FEDERAL NATL MTG ASSN	4 375% 17 Jul 2013	600,000 00	98 2681	589,608 66	95 5547	573,328 02
RF BLACKROCK	FEDERAL NATL MTG ASSN	0 85% 09 Jan 2004	255,000 00	99 2731	253,146 48	99 2584	253,108 82
RF BLACKROCK	FEDERAL NATL MTG ASSN REMIC	41% 25 Apr 2019	1,095 53	2,639 8072	28,919 88	1,674 0952	18,340 21
RF BLACKROCK	FNMA POOL 050655	7% 01 Nov 2022	1,025 54	98 4964	1,010 12	106 5078	1,092 28
RF BLACKROCK	FNMA POOL 050913	7% 01 Oct 2023	37,594 89	98 1870	36,913 30	106 5078	40,041 49
RF BLACKROCK	FEDERAL NATL MTG ASSN STRP MTG	5 06% 01 Sep 2010	2 788 88	328 1756	9,145 86	848 6660	23,651 30
RF BLACKROCK	FNMA POOL 188737	7% 01 Nov 2022	681 55	98 4975	671 31	106 5078	725 90
RF BLACKROCK	FNMA POOL 190000	6% 01 Sep 2008	70,915 06	102 0000	72,333 36	105 2461	74,635 33
RF BLACKROCK	FNMA POOL 190040	6% 01 Sep 2008	77,515 82	102 0000	79,066 24	105 2461	81,582 47
RF BLACKROCK	FNMA POOL 251338	6 5% 01 Dec 2012	72,887 25	101 1875	73,752 78	106 3945	77,548 05
RF BLACKROCK	FNMA POOL 252213	6% 01 Jan 2014	14,830 64	96 0157	14,239 75	105 3711	15,627 21
RF BLACKROCK	FNMA POOL 252345	6% 01 Mar 2014	392,094 10	104 3548	409,168 85	105 3711	413,153 83
RF BLACKROCK	FNMA POOL 254342	6% 01 Jun 2017	19,054 39	103 7673	19,772 22	105 3711	20,077 82

THE ROCKEFELLER FOUNDATION
990 HOLDINGS
AS OF DECEMBER 31, 2003

STATEMENT 8

Investments-U S and state government obligations

Fund Name	Security Name	Security Description	Shares/Par Value	Base Unit Cost	Base Total Cost	Base Price Amount	Base Market Value
RF BLACKROCK	FNMA POOL 323437	5 5% 01 Dec 2013	744,897 20	98 3931	732,927 64	104 2500	776,555 33
RF BLACKROCK	FNMA POOL 405734	6% 01 Apr 2013	35,422 60	100 1875	35,489 01	105 4961	37,389 46
RF BLACKROCK	FNMA POOL 421030	5 5% 01 Apr 2013	129,876 67	98 2344	127,583 53	104 2188	135,355 84
RF BLACKROCK	FNMA POOL 422793	6 5% 01 Apr 2028	191,101 10	103 2639	197,338 43	104 9922	200,641 23
RF BLACKROCK	FNMA POOL 430967	5 5% 01 Apr 2014	237,519 28	93 8750	222,971 20	104 2813	247,688 07
RF BLACKROCK	FNMA POOL 444314	5 5% 01 Oct 2013	54,366 49	98 2344	53,406 58	104 2188	56,660 08
RF BLACKROCK	FNMA POOL 446496	6% 01 Nov 2013	23,114 29	100 1875	23,157 62	105 4961	24,384 67
RF BLACKROCK	FNMA POOL 445837	5 5% 01 Oct 2013	59,985 55	98 2344	58,926 44	104 1875	62,497 44
RF BLACKROCK	FNMA POOL 447657	6% 01 Nov 2013	6,973 79	95 9686	6,692 65	105 4336	7,352 72
RF BLACKROCK	FNMA POOL 450969	8% 01 Nov 2013	1,010 88	95 9689	970 13	105 4336	1,065 81
RF BLACKROCK	FNMA POOL 479175	6% 01 Jan 2014	131,020 35	100 1875	131,266 00	105 4336	138,139 46
RF BLACKROCK	FNMA POOL 482393	6% 01 Dec 2013	28,505 12	100 1875	28,558 56	105 4961	30,071 79
RF BLACKROCK	FNMA POOL 489126	6 5% 01 Jul 2029	5,365 32	95 4608	5,121 78	104 9609	5,631 49
RF BLACKROCK	FNMA POOL 492869	6% 01 Feb 2014	7,950 23	96 0158	7,633 48	105 3711	8,377 24
RF BLACKROCK	FNMA POOL 535016	6% 01 Dec 2011	506,411 09	96 6563	489,477 98	105 3711	533,610 89
RF BLACKROCK	FNMA POOL 535629	6% 01 Dec 2011	321,025 36	101 7813	326,743 63	105 3711	338,267 92
RF BLACKROCK	FNMA POOL 555531	5 5% 01 Jun 2033	2,012,448 11	99 2685	1,997,726 39	101 4766	2,042,163 11
RF BLACKROCK	FNMA POOL 580828	6 5% 01 May 2016	36,167 29	101 1641	36,588 30	106 2695	38,434 81
RF BLACKROCK	FNMA POOL 609774	6% 01 Sep 2011	313,840 33	100 5156	315,458 58	105 0150	329,579 42
RF BLACKROCK	FNMA POOL 618049	6 5% 01 Apr 2032	13,651 73	103 2865	14,100 40	105 0484	14,340 93
RF BLACKROCK	FNMA POOL 619095	6 5% 01 May 2032	6,523 46	103 0006	6,719 20	104 7734	6,834 85
RF BLACKROCK	FNMA POOL 630160	6% 01 Feb 2017	50,082 43	104 4719	52,322 05	105 1211	52,647 20
RF BLACKROCK	FNMA POOL 642088	6 5% 01 May 2032	285,098 39	103 0007	293,653 43	104 7734	298,707 39
RF BLACKROCK	FNMA POOL 669358	6% 01 Nov 2032	61,791 45	103 0552	63,679 30	103 5234	63,968 63
RF BLACKROCK	GNMA POOL 597976	5 5% 15 Aug 2033	536,091 29	99 0980	531,255 83	101 9492	546,540 89
RF BLACKROCK	GNMA POOL 577512	6% 15 Jan 2032	108,003 28	103 2960	111,563 11	104 2109	112,551 23
RF BLACKROCK	GNMA POOL 607660	5 5% 15 Mar 2033	350,901 58	99 0981	347,736 83	101 9492	357,741 42
RF BLACKROCK	GNMA POOL 385238	6 5% 15 Apr 2009	35,522 68	101 7344	36,138 78	107 1758	38,071 71
RF BLACKROCK	GNMA POOL 417374	6 5% 15 Apr 2026	212,544 66	100 0000	212,544 66	106 0352	225,372 07
RF BLACKROCK	GNMA POOL 427502	6% 15 Apr 2011	276,232 19	100 4375	277,440 70	106 2148	293,399 58
RF BLACKROCK	GNMA POOL 433624	6 5% 15 Feb 2028	120,061 00	93 3750	112,106 96	105 9102	127,156 80
RF BLACKROCK	GNMA POOL 459003	6 5% 15 Feb 2029	10,454 79	93 7032	9,796 47	105 8164	11,062 88
RF BLACKROCK	GNMA POOL 462599	6 5% 15 Mar 2028	150,213 93	93 3750	140,262 25	105 9102	159,091 81
RF BLACKROCK	GNMA POOL 469693	6 5% 15 Nov 2028	26,061 50	93 3750	24,334 93	105 8164	27,577 34
RF BLACKROCK	GNMA POOL 470470	6 5% 15 Jun 2029	21,356 21	92 8437	19,827 90	105 8164	22,598 37
RF BLACKROCK	GNMA POOL 471553	6 5% 15 Apr 2029	34,987 65	92 8437	32,483 84	105 8164	37,022 68
RF BLACKROCK	GNMA POOL 472837	6 5% 15 Aug 2028	134,037 39	93 3750	125,157 42	105 9102	141,959 21
RF BLACKROCK	GNMA POOL 472843	6 5% 15 Aug 2028	206,385 92	93 3750	192,712 85	105 9102	218,583 66
RF BLACKROCK	GNMA POOL 479933	7% 15 Feb 2031	9,714 31	105 8594	10,283 51	106 8438	10,379 13
RF BLACKROCK	GNMA POOL 484079	6 5% 15 Apr 2029	6,991 58	92 8437	6,491 24	105 8164	7,398 24
RF BLACKROCK	GNMA POOL 485624	7% 15 Jul 2031	5,215 63	105 8595	5,521 24	106 8438	5,572 57
RF BLACKROCK	GNMA POOL 500927	6 5% 15 May 2029	7,246 93	92 8437	6,728 32	105 8164	7,668 44
RF BLACKROCK	GNMA POOL 502949	6 5% 15 Feb 2029	31,052 54	93 7031	29,097 19	105 8164	32,858 68
RF BLACKROCK	GNMA POOL 503840	6 5% 15 Apr 2029	7 760 41	93 7032	7,271 75	105 8164	8,211 79
RF BLACKROCK	GNMA POOL 508043	6 5% 15 Jun 2029	108,310 78	92 8438	100,559 79	105 8164	114,610 58
RF BLACKROCK	GNMA POOL 508640	6 5% 15 Jul 2029	31,082 35	92 8438	28,858 02	105 9414	32,929 08
RF BLACKROCK	GNMA POOL 509713	6 5% 15 Aug 2029	169,620 63	93 7031	158,939 82	105 8164	179,486 46
RF BLACKROCK	GNMA POOL 509932	6 5% 15 Jun 2029	101,947 10	93 7031	95,527 61	105 8164	107,876 76
RF BLACKROCK	GNMA POOL 512785	6 5% 15 Jun 2029	7,883 96	92 8438	7,319 77	105 8164	8,342 52
RF BLACKROCK	GNMA POOL 516730	6 5% 15 Jun 2029	5,648 29	92 8435	5,244 07	105 8164	5,976 62
RF BLACKROCK	GNMA POOL 526025	7% 15 Aug 2030	84,105 09	105 8594	89,033 13	106 8438	89,861 03
RF BLACKROCK	GNMA POOL 530189	7 5% 15 Dec 2030	10 242 54	101 7187	10,418 58	107 6680	11,027 93
RF BLACKROCK	GNMA POOL 553827	6% 15 Jun 2031	299,830 14	103 2955	309,711 07	104 2109	312,455 81
RF BLACKROCK	GNMA POOL 274900	6 5% 15 Mar 2009	121,704 06	101 7344	123,814 87	107 1133	130,361 21
RF BLACKROCK	GNMA POOL 780336	6 5% 15 Feb 2011	222,045 29	101 7378	225,904 01	107 1758	237,978 77
RF BLACKROCK	GNMA POOL 780733	7% 15 Mar 2013	227,549 75	100 2526	228,124 54	107 7148	245,104 85
RF BLACKROCK	GNMA POOL 781328	7% 15 Sep 2031	589,588 62	105 8594	624,134 82	106 8438	629,938 59
RF BLACKROCK	GNMA POOL 781330	6% 15 Sep 2031	76,396 98	103 2957	78,914 83	104 3359	79,709 51
RF BLACKROCK	GNMA POOL 781584	7% 15 May 2032	17,818 36	105 3594	18,773 31	106 8438	19,037 80
RF BLACKROCK	RESOLUTION FDG FBE CPN STRIPS	0% 15 Oct 2018	225,000 00	39 9784	89,951 35	44 7544	100,697 38
RF BLACKROCK	RESOLUTION FDG FBE CPN STRIPS	0% 15 Jul 2018	225,000 00	40 6377	91,434 81	45 5569	102,502 96
RF BLACKROCK	UNITED STATES TRES BD STRP PRN	0% 15 May 2018	1,800,000 00	37 1080	667,944 00	47 6849	858,328 74
RF BLACKROCK	UNITED STATES TRES BD STRP PRN	0% 15 Aug 2020	1,450,000 00	42 6164	617,937 81	41 2915	598,727 18
RF BLACKROCK	UNITED STATES TREAS BDS	10 375% 15 Nov 2012	1,335,000 00	130 5783	1,743,219 95	127 7344	1,705,253 97
RF BLACKROCK	UNITED STATES TREAS BDS	12% 15 Aug 2013	2,475,000 00	138 8320	3,436,091 13	138 1875	3,420,140 63
RF BLACKROCK	UNITED STATES TREAS BDS	9 25% 15 Feb 2016	490,000 00	143 3338	702,335 76	143 5938	703,609 38
RF BLACKROCK	UNITED STATES TREAS BDS	8 125% 15 Aug 2019	1 090,000 00	125 3736	1,366,572 77	135 1250	1,472,862 50

Prepared by SSC 8/31/2004

Page 4

THE ROCKEFELLER FOUNDATION
990 HOLDINGS
AS OF DECEMBER 31, 2003

STATEMENT 8

Investments-U S and state government obligations

Fund Name	Security Name	Security Description	Shares/Par Value	Base Unit Cost	Base Total Cost	Base Price Amount	Base Market Value
RF BLACKROCK	UNITED STATES TREAS BDS	0 94% 09 Jan 2004	1,330,000 00	142 7072	1,898,006 15	139 7031	1,858,051 50
RF BLACKROCK	UNITED STATES TREAS BDS	8% 15 Nov 2021	560,000 00	137 6832	771,026 00	135 1094	756,612 53
RF BLACKROCK	UNITED STATES TREAS BDS	6 25% 15 Aug 2023	830,000 00	110 8360	919,939 20	114 0469	946,589 10
RF BLACKROCK	UNITED STATES TREAS BDS	6% 15 Feb 2026	895,000 00	113 3280	1,014,285 61	110 9219	992,750 83
RF BLACKROCK	UNITED STATES TREAS BDS	5 375% 15 Feb 2031	510,000 00	103 1061	525,840 99	104 3125	531,993 75
RF BLACKROCK	UNITED STATES TREAS NTS	3 25% 15 Aug 2007	195,000 00	101 4180	197,765 19	102 0156	198,930 46
RF BLACKROCK	UNITED STATES TREAS NTS	2 375% 15 Aug 2006	1,725,000 00	99 6074	1,718,226 86	100 5313	1,734,164 06
RF BLACKROCK	UNITED STATES TREAS NTS	2% 31 Aug 2005	3,070,000 00	100 5104	3,085,667 74	100 6406	3,089,667 03
RF BLACKROCK	UNITED STATES TREAS NTS	1 625% 31 Oct 2005	10,100,000 00	99 4413	10,043,566 49	99 8438	10,084,218 75
RF BLACKROCK	UNITED STATES TREAS NTS	2 625% 15 Nov 2006	200,000 00	100 1220	200,243 91	100 8906	201,781 24
RF BLACKROCK	UNITED STATES TREAS NTS	4 25% 15 Nov 2013	500,000 00	99 9375	499 687 50	99 9219	499,609 40
RF BLACKROCK	UNITED STATES TREAS NTS	0% 30 Nov 2005	2,705,000 00	99 6387	2 695 227 58	100 1875	2,710,071 88
RF BLACKROCK	UNITED STATES TREAS SC STRP INT	0% 15 May 2020	1,150,000 00	41 0172	471,697 88	41 7771	480,436 42
DOMESTIC GOVERNMENT BOND TOTAL			302,454,714.24		288,604,235.98		292,194,144.21
MUNICIPAL BONDS							
RF - PIMCO	CALIFORNIA ST	2% 16 Jun 2004	1,400,000 00	100 4056	1,405,678 75	100 2030	1,402,842 00
RF - PIMCO	LONG IS COLLEGE HOSP NY	8 9% 15 Aug 2030	2,000,000 00	100 0000	2,000,000 00	114 4580	2,289,160 00
RF - PIMCO	MICHIGAN ST BLDG AUTH REV	5 25% 15 Oct 2012	1,200,000 00	110 6179	1,327,415 24	114 1300	1,369,560 00
RF - PIMCO	NEW YORK NY CITY MUN WTR FIN	5 125% 15 Jun 2034	600,000 00	102 2224	613,334 35	102 9460	617,676 00
RF - PIMCO	WISCONSIN ST GEN FD ANNUAL	1% 01 May 2032	1,300,000 00	100 0000	1,300,000 00	100 0000	1,300,000 00
RF BLACKROCK	ILLINOIS ST	5 1% 01 Jun 2033	1,275,000 00	100 0000	1,275,000 00	91 9470	1,172,324 25
RF BLACKROCK	NEW JERSEY ECONOMIC DEV AUTH	0 01% 15 Feb 2016	2,275,000 00	25 0820	570,615 50	50 9340	1 158,748 50
RF BLACKROCK	NEW JERSEY ECONOMIC DEV AUTH	0% 15 Feb 2021	600,000 00	17 0880	102,528 00	35 8910	215,346 00
RF BLACKROCK	NEW JERSEY ECONOMIC DEV AUTH	0 01% 15 Feb 2025	1,115,000 00	13 3280	148,607 20	27 0010	301,061 15
RF BLACKROCK	WISCONSIN ST GEN FD ANNUAL	5 7% 01 May 2026	95,000 00	99 6914	94,706 79	101 6550	96,572 25
MUNICIPAL BOND TOTAL			11,860,000.00		8,637,885.83		8,923,290.15
GOVERNMENT BOND TOTAL			302,454,714.24		288,604,235.98		292,194,144.21
MUNICIPAL BOND TOTAL			11,860,000.00		8,637,885.83		8,923,290.15
Total U.S. and state government obligations			314,314,714.24		297,242,121.81		301,117,434.36

THE ROCKEFELLER FOUNDATION
990 HOLDINGS
AS OF DECEMBER 31, 2003

STATEMENT 9

Investments-corporate stock

Fund Name	Security Name	Security Description	Shares/Par Value	Base Unit Cost	Base Total Cost	Base Price Amount	Base Market Value
DOMESTIC EQUITY							
RF- EMERGING MARKETS MGMT	COMMON STOCK						
RF- EMERGING MARKETS MGMT	EMERGING MARKETS CHILE TRUST	BENEFICIAL RIGHTS	12 17	10,413 6047	126,764 81	100,842 7100	1,227,558 31
RF- EMERGING MARKETS MGMT	EMERGING MARKETS SO ASIAN FD		431,037 00	9 0159	3,886,170 60	16 9996	7,327,460 90
RF- EMERGING MARKETS MGMT	LATIN AMERICAN SMALL CAPITAL		81,046 00	9 5166	771,284 53	13 3578	1,082,599 50
RF- EMERGING MARKETS MGMT	NEW CENTURY HOLDINGS V	LIMITED PARTNERSHIP V	331 00	-	-	-	-
RF- EMERGING MARKETS MGMT	NEW CENTURY FD PED	(USD QUOTED)	220 00	-	-	57 7500	12,705 00
RF- EMERGING MARKETS MGMT	SOUTHERN PERU COPPER CORP	COM	3,100 00	19 7438	61,205 69	47 1600	146,196 00
RF- EMERGING MARKETS MGMT	UKRAINE FUND LP		95,000 00	0 7225	68,640 50	0 2549	24,215 50
RF- EMERGING MARKETS MGMT	ARRAL PACIFIC EQUITY TRUST		0 25	383,230 6000	95,807 65	94,955 2500	23,738 81
RF- EMERGING MARKETS MGMT	AFRICA EMERGING MARKET FUNDS		200,640 00	8 1352	1,632,248 58	13 3319	2,674,904 39
RF- WHIPPOORWILL ASSOCIATES	ESC KASPER A S L LTD		143,564 00	-	-	-	387,622 80
RF- WHIPPOORWILL ASSOCIATES	BDK HLDGS INC	COM	42 59	8,370 3083	356,491 43	1 0000	42 59
RF- WHIPPOORWILL ASSOCIATES	BDK HOLDINGS INC	(NEW) POST REVERSE SPLIT SHARE	10,320 84	1 0000	10,320 84	1 0000	10,320 84
RF- WHIPPOORWILL ASSOCIATES	BARNEYS NY INC	COM	559,213 00	9 3778	5,244,179 55	13 5000	7,549,375 50
RF- WHIPPOORWILL ASSOCIATES	BI EQUIPMENT LESSOR NOTE		29,781 57	-	-	-	-
RF- WHIPPOORWILL ASSOCIATES	CALDOR CORP	COM	(3,200 00)	2 9699	(9,503 68)	0 0001	(0 32)
RF- WHIPPOORWILL ASSOCIATES	GARDEN WAY	COM	64 45	-	-	-	-
RF- WHIPPOORWILL ASSOCIATES	ICG COMMUNICATIONS INC	WT EXP 10OCT07	921 18	-	-	-	-
RF- WHIPPOORWILL ASSOCIATES	ICG COMMUNICATIONS INC	COM NEW	9,699 00	2 3724	23,009 57	6 6000	64,013 40
RF- WHIPPOORWILL ASSOCIATES	INTERGRATED HEALTH SERVICES	BD REVOLVER	398,341 98	0 4362	173,763 75	0 0650	25,892 23
RF- WHIPPOORWILL ASSOCIATES	MEMOREX TELEX	TRANCHE NO 1 + 2 LOAN	1,232,190 56	0 6165	759,670 60	0 1500	184,828 58
RF- WHIPPOORWILL ASSOCIATES	MEMOREX TELEX	TRANCHE NO 2 LOAN	571,317 10	0 6794	388,178 23	0 1500	85,697 57
RF- WHIPPOORWILL ASSOCIATES	MUTAL BENEFIT INSURANCE	CLASS 4 CLAIM	3,000,000 00	-	-	0 0100	30,000 00
RF- WHIPPOORWILL ASSOCIATES	NEXTWAVE TELECOM INC	COM	321,048 00	8 6005	2,761,182 77	3 2000	1,027,353 60
RF- WHIPPOORWILL ASSOCIATES	NEXTWAVE WARRANTS		526,000 00	3 1000	1,630,600 00	1 2500	657,500 00
RF- WHIPPOORWILL ASSOCIATES	ROTECH MED CORP	COMMON RESTRICTED	2,211 00	-	-	-	-
RF- WHIPPOORWILL ASSOCIATES	TOKHEIM CORP	WTS EXP 20OCT06	8,772 82	0 9607	8,427 64	0 0005	4 39
RF-SOUND SHORE ASSET MGMT	AETNA INC	COM	35,500 00	33 5474	1,190,931 70	67 5800	2,399,090 00
RF-SOUND SHORE ASSET MGMT	AMBAC FINL GROUP INC	COM	18,500 00	27 6653	511,808 66	69 3900	1,283,715 00
RF-SOUND SHORE ASSET MGMT	BAXTER INTL INC	COM	96,000 00	25 7084	2,468,007 95	30 5200	2,929,920 00
RF-SOUND SHORE ASSET MGMT	BERKSHIRE HATHAWAY INC DEL	CL A	56 00	67,807 2975	3,797,208 66	84,250 0000	4,718,000 00
RF-SOUND SHORE ASSET MGMT	CIGNA CORP	COM	38,000 00	50 3059	1,911,624 15	57 5000	2,185,000 00
RF-SOUND SHORE ASSET MGMT	CENTURYTEL INC	COM	60,500 00	29 4972	1,784,581 70	32 6200	1,973,510 00
RF-SOUND SHORE ASSET MGMT	CHUBB CORP	COM	40,500 00	59 0259	2,390,548 30	68 1000	2,758,050 00
RF-SOUND SHORE ASSET MGMT	CITIZENS COMMUNICATIONS CO	COM	107,500 00	8 2956	891,776 43	12 4200	1,335,150 00
RF-SOUND SHORE ASSET MGMT	COMERICA INC	COM	29,000 00	51 2278	1,485,604 85	56 0600	1,625,740 00
RF-SOUND SHORE ASSET MGMT	CONOCOPHILLIPS	COM	42,500 00	54 7581	2,327,218 65	65 5700	2,786,725 00
RF-SOUND SHORE ASSET MGMT	COUNTRYWIDE FINL CORP	COM	10,666 67	31 2167	332 977 65	75 8500	809,066 69
RF-SOUND SHORE ASSET MGMT	DANA CORP	COM	106,000 00	12 9484	1,372,535 20	18 3500	1,945,100 00
RF-SOUND SHORE ASSET MGMT	DEVON ENERGY CORPORATION NEW	COM	40,000 00	52 1951	2,087,805 45	57 2600	2,290,400 00
RF-SOUND SHORE ASSET MGMT	ENGELHARD CORP	COM	3,500 00	24 5559	85,945 65	29 9500	104,825 00
RF-SOUND SHORE ASSET MGMT	EQUIFAX INC	COM	97,500 00	20 4683	1,995,658 41	24 5000	2,388,750 00
RF-SOUND SHORE ASSET MGMT	FEDERAL HOME LN MTG CORP	COM	52,000 00	57 0456	2,966,369 70	58 3200	3,032,640 00
RF-SOUND SHORE ASSET MGMT	GEORGIA PAC CORP	COM	94,000 00	19 2697	1,811,356 20	30 6700	2,882,980 00
RF-SOUND SHORE ASSET MGMT	HALLIBURTON CO	COM	85,500 00	16 5148	1,412,015 70	26 0000	2,223,000 00
RF-SOUND SHORE ASSET MGMT	INTERPUBLIC GROUP COS INC	COM	169,000 00	10 5086	1,775,959 10	15 6000	2,636,400 00
RF-SOUND SHORE ASSET MGMT	L 3 COMMUNICATIONS HLDG CORP	COM	42,500 00	47 5326	2,020,136 60	51 3600	2,182,800 00
RF-SOUND SHORE ASSET MGMT	LABORATORY CORP AMER HLOGS	COM NEW	63,000 00	26 2342	1,652,752 00	36 9500	2,327,850 00
RF-SOUND SHORE ASSET MGMT	LIBERTY MEDIA CORP	COM SER A	268,000 00	10 0228	2,686,111 15	11 8900	3,186,520 00
RF-SOUND SHORE ASSET MGMT	MBIA INC	COM	24,500 00	37 1733	910,744 95	59 2300	1,451,135 00
RF-SOUND SHORE ASSET MGMT	MARATHON OIL CORP	COM	74,000 00	24 6893	1,827,007 45	33 0900	2,448,660 00
RF-SOUND SHORE ASSET MGMT	MCDONALDS CORP	COM	76,500 00	14 6676	1,122,072 45	24 8300	1,899,495 00
RF-SOUND SHORE ASSET MGMT	OCCIDENTAL PETE CORP	COM	41,500 00	33 2330	1,379,168 30	42 2400	1,752,960 00
RF-SOUND SHORE ASSET MGMT	OMNICARE INC	COM	47,000 00	21 8015	1,024,668 39	40 3900	1,898,330 00
RF-SOUND SHORE ASSET MGMT	QUEST DIAGNOSTICS INC	COM	20,000 00	54 0804	1,081,608 60	73 1100	1,462,200 00
RF-SOUND SHORE ASSET MGMT	REPUBLIC SVCS INC	COM	75,500 00	16 7070	1,261,381 70	25 6300	1,935,065 00
RF-SOUND SHORE ASSET MGMT	SPX CORP	COM	43,000 00	36 2299	1,557,887 15	58 8100	2,528,830 00
RF-SOUND SHORE ASSET MGMT	SAFeway INC	COM NEW	42,500 00	30 6175	1,301,242 20	21 9100	931,175 00
RF-SOUND SHORE ASSET MGMT	TXU CORP	COM	106,000 00	15 1361	1,604,430 05	23 7200	2,514,320 00
RF-SOUND SHORE ASSET MGMT	TEXTRON INC	COM	41,500 00	39 6147	1,644,009 55	57 0600	2,367,990 00
RF-SOUND SHORE ASSET MGMT	THERMO ELECTRON CORP	COM	100,000 00	20 9100	2,090,999 04	25 2000	2,520,000 00
RF-SOUND SHORE ASSET MGMT	TIME WARNER INC NEW	COM	142,500 00	13 8038	1,967,038 20	17 9900	2,563,575 00
RF-SOUND SHORE ASSET MGMT	US BANCORP DEL	COM NEW	30,500 00	27 4103	836,015 00	29 7800	908,290 00
RF-SOUND SHORE ASSET MGMT	WATSON PHARMACEUTICALS INC	COM	57,500 00	26 6095	1,530,045 60	46 0000	2,645,000 00
RF-SOUND SHORE ASSET MGMT	WELLS FARGO + CO NEW	COM	45,000 00	50 5643	2,275,393 55	58 8900	2,650,050 00

THE ROCKEFELLER FOUNDATION
990 HOLDINGS
AS OF DECEMBER 31, 2003

STATEMENT 9

Investments-corporate stock

Fund Name	Security Name	Security Description	Shares/Par Value	Base Unit Cost	Base Total Cost	Base Price Amount	Base Market Value
RF-ALLIANCE CAPITAL MGMT	AMERICAN INTL GROUP INC	COM	52,200 00	58 6167	3,059,791 02	66 2800	3,459,816 00
RF-ALLIANCE CAPITAL MGMT	AMGEN INC	COM	57,300 00	50 3708	2,886,244 91	61 8000	3,541,140 00
RF-ALLIANCE CAPITAL MGMT	ANHEUSER BUSCH COS INC	COM	9,100 00	47 9852	436,665 13	52 6800	479,388 00
RF-ALLIANCE CAPITAL MGMT	APPLIED MATERIALS INC	COM	69,900 00	16 4937	1,152,908 67	22 4500	1,569,255 00
RF-ALLIANCE CAPITAL MGMT	AVON PRODS INC	COM	21,900 00	57 0510	1,249,417 93	67 4900	1,478,031 00
RF-ALLIANCE CAPITAL MGMT	BAKER HUGHES INC	COM	9,600 00	32 0470	307,650 93	32 1600	308,736 00
RF-ALLIANCE CAPITAL MGMT	BED BATH + BEYOND INC	COM	22,800 00	40 0515	913,174 60	43 3500	988,380 00
RF-ALLIANCE CAPITAL MGMT	BOSTON SCIENTIFIC CORP	COM	5,700 00	19 9944	113,967 80	36 7600	209,532 00
RF-ALLIANCE CAPITAL MGMT	BROADCOM CORP	CL A	20,800 00	27 4917	571,827 30	34 0900	709,072 00
RF-ALLIANCE CAPITAL MGMT	CISCO SYS INC	COM	144,400 00	16 5379	2,388,078 03	24 2900	3,507,476 00
RF-ALLIANCE CAPITAL MGMT	CITIGROUP INC	COM	85,900 00	37 0291	3,180,801 47	48 5400	4,169,586 00
RF-ALLIANCE CAPITAL MGMT	CLEAR CHANNEL COMMUNICATIONS	COM	29,500 00	36 8780	1,087,899 78	46 8300	1,381,485 00
RF-ALLIANCE CAPITAL MGMT	COMCAST CORP NEW	CL A SPL	82,300 00	25 1482	2,069,693 20	31 2800	2,574,344 00
RF-ALLIANCE CAPITAL MGMT	DELL INC	COM	110,500 00	28 6635	3,167,320 04	33 9600	3,752,580 00
RF-ALLIANCE CAPITAL MGMT	EMC CORP	COM	97,800 00	12 8753	1,259,204 21	12 9200	1,263,576 00
RF-ALLIANCE CAPITAL MGMT	EBAY INC	COM	37,500 00	49 7647	1,866,175 07	64 5900	2,422,125 00
RF-ALLIANCE CAPITAL MGMT	ELECTRONIC ARTS INC	COM	46,190 00	41 4534	1,914,734 10	47 7800	2,206,958 20
RF-ALLIANCE CAPITAL MGMT	FEDERAL NATL MTG ASSN	COM	9,900 00	71 0844	703,735 99	75 0600	743,094 00
RF-ALLIANCE CAPITAL MGMT	FOREST LABS INC	COM	1,600 00	58 2667	93,226 72	61 8000	98,880 00
RF-ALLIANCE CAPITAL MGMT	GENERAL ELEC CO	COM	136,700 00	28 6669	3,918,760 38	30 9800	4,234,966 00
RF-ALLIANCE CAPITAL MGMT	GILEAD SCIENCES INC	COM	11,900 00	56 6072	673,625 19	58 1400	691,866 00
RF-ALLIANCE CAPITAL MGMT	GOLDMAN SACHS GROUP INC	COM	12,400 00	91 4573	1,134,070 42	98 7300	1,224,252 00
RF-ALLIANCE CAPITAL MGMT	INTEL CORP	COM	153,400 00	20 0522	3,076,004 76	32 2000	4,939,480 00
RF-ALLIANCE CAPITAL MGMT	J P MORGAN CHASE + CO	COM	21,200 00	25 7158	545,175 93	36 7300	778,676 00
RF-ALLIANCE CAPITAL MGMT	JUNIPER NETWORKS INC	COM	12,100 00	18 6003	225,063 73	18 6800	226,028 00
RF-ALLIANCE CAPITAL MGMT	KOHL'S CORP	COM	10,900 00	49 9741	544,717 74	44 9400	489,846 00
RF-ALLIANCE CAPITAL MGMT	LEHMAN BROTHERS HLDS INC	COM	2,200 00	77 1189	169,661 62	77 2200	169,884 00
RF-ALLIANCE CAPITAL MGMT	LOWES COS INC	USDO 50	52,200 00	45 5662	2,378,555 96	55 3900	2,891,358 00
RF-ALLIANCE CAPITAL MGMT	MBNA CORP	COM	113 045 00	15 3229	1,732,176 21	24 8500	2,809,168 25
RF-ALLIANCE CAPITAL MGMT	MAXIM INTEGRATED PRODS INC	COM	25,200 00	33 8317	852,557 66	49 8000	1,254,960 00
RF-ALLIANCE CAPITAL MGMT	MEDTRONIC INC	COM	60,300 00	42 3076	2,551,149 60	48 6100	2,931,183 00
RF-ALLIANCE CAPITAL MGMT	MERRILL LYNCH + CO INC	COM	33,500 00	39 7378	1,331,214 82	58 6500	1,964,775 00
RF-ALLIANCE CAPITAL MGMT	MICROSOFT CORP	COM	217,600 00	25 8612	5,627,395 90	27 5400	5,992,704 00
RF-ALLIANCE CAPITAL MGMT	MORGAN STANLEY	COM NEW	23,100 00	54 8125	1,266,167 78	57 8700	1,336,797 00
RF-ALLIANCE CAPITAL MGMT	PFIZER INC	COM	102,500 00	30 5409	3,130,438 06	35 3300	3,621,325 00
RF-ALLIANCE CAPITAL MGMT	PROCTER + GAMBLE CO	COM	16,200 00	87 5387	1,418,126 84	99 8800	1,618,056 00
RF-ALLIANCE CAPITAL MGMT	PROGRESSIVE CORP OHIO	COM	24,200 00	55 3163	1,338,654 26	83 5900	2,022,878 00
RF-ALLIANCE CAPITAL MGMT	ST JUDE MED INC	COM	1,800 00	62 6355	112,743 89	61 3500	110,430 00
RF-ALLIANCE CAPITAL MGMT	SCRIPPS E W CO OH	CL A	8,100 00	77 4635	627,454 69	94 1400	762,534 00
RF-ALLIANCE CAPITAL MGMT	STRYKER CORP	COM	4,300 00	75 8114	325,989 22	85 0100	365,543 00
RF-ALLIANCE CAPITAL MGMT	SYMANTEC CORP	COM	35,200 00	22 4752	791,128 44	34 6500	1,219,680 00
RF-ALLIANCE CAPITAL MGMT	TARGET CORP	COM	33,900 00	37 5540	1,273,082 21	38 4000	1,301,760 00
RF-ALLIANCE CAPITAL MGMT	TEXAS INSTRS INC	COM	38,100 00	21 7490	828,635 85	29 3800	1,119,378 00
RF-ALLIANCE CAPITAL MGMT	TIME WARNER INC NEW	COM	51,600 00	15 8221	816,419 64	17 9900	928,284 00
RF-ALLIANCE CAPITAL MGMT	UNITEDHEALTH GROUP INC	COM	46,300 00	28 3473	1,312,479 94	58 1800	2,693,734 00
RF-ALLIANCE CAPITAL MGMT	VERITAS SOFTWARE CORP	COM	28,300 00	26 3443	745,543 79	37 1600	1,051,628 00
RF-ALLIANCE CAPITAL MGMT	VIACOM INC	CL B FORMERLY COM NON VTG	85,100 00	38 8690	3,307,748 89	44 3800	3,776,738 00
RF-ALLIANCE CAPITAL MGMT	WAL MART STORES INC	COM	72,800 00	51 5233	3,750,897 50	53 0500	3,862,040 00
RF-ALLIANCE CAPITAL MGMT	WALGREEN CO	COM	25,100 00	26 0224	653,163 30	36 3800	913,138 00
RF-ALLIANCE CAPITAL MGMT	YAHOO INC	COM	56,900 00	37 1339	2,112,917 85	45 1700	2,570,173 00
RF-ALLIANCE CAPITAL MGMT	ZIMMER HOLDINGS INC	COM	5,100 00	55 5152	283,127 61	70 4000	359,040 00
RF-BGI EQUITY INDEX FUND	BGI EQUITY INDEX FUND B		1,374,936 41	148 6334	204,361,513 67	145 1100	199,517,055 45
RF - INSTITUTIONAL CAPITAL	ABBOTT LABS	COM NPV	50,500 00	42 1294	2,127,532 19	46 6000	2,353,300 00
RF - INSTITUTIONAL CAPITAL	AGILENT TECHNOLOGIES INC	COM	13,100 00	25 9110	339,433 78	29 2400	383,044 00
RF - INSTITUTIONAL CAPITAL	AIR PRODS + CHEMS INC	COM	10,750 00	41 4932	446,052 41	52 8300	567,922 50
RF - INSTITUTIONAL CAPITAL	AMERICAN INTL GROUP INC	COM	52,800 00	49 7051	2,624,427 80	66 2800	3,499,584 00
RF - INSTITUTIONAL CAPITAL	BANK AMER CORP	COM	57,050 00	67 0543	3,825,446 33	80 4300	4,588,531 50
RF - INSTITUTIONAL CAPITAL	BELLSOUTH CORP	COM	103,600 00	26 2093	2,715,285 90	28 3000	2,931,880 00
RF - INSTITUTIONAL CAPITAL	CAREMARK RX INC	COM	48,700 00	23 1553	1,127,662 60	25 3300	1,233,571 00
RF - INSTITUTIONAL CAPITAL	CENDANT CORP	COM	141,500 00	11 5880	1,639,702 97	22 2700	3,151,205 00
RF - INSTITUTIONAL CAPITAL	CITIGROUP INC	COM	99,919 00	34 5342	3,450,622 23	48 5400	4,850,068 26
RF - INSTITUTIONAL CAPITAL	CLEAR CHANNEL COMMUNICATIONS	COM	59,150 00	29 3773	1,737,666 94	46 8300	2,769,994 50
RF - INSTITUTIONAL CAPITAL	CLOROX CO	COM	32,300 00	41 3817	1,336,628 59	48 5600	1,568,488 00
RF - INSTITUTIONAL CAPITAL	COMCAST CORP NEW	CL A	92,111 00	15 9515	1,469,311 64	32 8700	3,027,688 57
RF - INSTITUTIONAL CAPITAL	CONOCOPHILLIPS	COM	53,300 00	52 2697	2,785,973 13	65 5700	3,494,881 00
RF - INSTITUTIONAL CAPITAL	DEERE + CO	COM	5,850 00	64 5729	377,751 49	65 0500	380,542 50
RF - INSTITUTIONAL CAPITAL	DU PONT E I DE NEMOURS + CO	COM	54,550 00	42 2797	2,306,356 58	45 8900	2,503,298 50

Prepared by SSC 8/31/2004

Page 2

THE ROCKEFELLER FOUNDATION
990 HOLDINGS
AS OF DECEMBER 31, 2003

STATEMENT 9

Investments-corporate stock

Fund Name	Security Name	Security Description	Shares/Par Value	Base Unit Cost	Base Total Cost	Base Price Amount	Base Market Value
RF - INSTITUTIONAL CAPITAL	ENTERGY CORP	COM	49,200 00	43 1527	2,123,111 50	57 1300	2,810,796 00
RF - INSTITUTIONAL CAPITAL	GANNETT INC	COM	25,637 00	64 1553	1,644,748 48	89 1600	2,285,794 92
RF - INSTITUTIONAL CAPITAL	GOLDMAN SACHS GROUP INC	COM	21,350 00	73 8157	1,575,966 20	98 7300	2,107,885 50
RF - INSTITUTIONAL CAPITAL	HEWLETT PACKARD CO	COM	80,602 00	13 8445	1,115,891 11	22 9700	1,851,427 94
RF - INSTITUTIONAL CAPITAL	JOHNSON Ctls INC	COM	4,800 00	77 7824	373,355 61	116 1200	557,376 00
RF - INSTITUTIONAL CAPITAL	LAUDER ESTEE COS INC	CL A	23,200 00	36 6530	850,350 41	39 2600	910,832 00
RF - INSTITUTIONAL CAPITAL	LIBERTY MEDIA CORP	COM SER A	204,450 00	9 6124	1,965,261 66	11 8900	2,430,910 50
RF - INSTITUTIONAL CAPITAL	LOCKHEED MARTIN CORP	COM	38,100 00	45 9149	1,749,356 63	51 4000	1,958,340 00
RF - INSTITUTIONAL CAPITAL	LOWES COS INC	USD0 50	27,050 00	41 5900	1,125,008 71	55 3900	1,498,299 50
RF - INSTITUTIONAL CAPITAL	MBNA CORP	COM	55,850 00	22 3985	1,250,955 59	24 8500	1,387,872 50
RF - INSTITUTIONAL CAPITAL	MASCO CORP	COM	52,800 00	26 8218	1,416,188 41	27 4100	1,447,248 00
RF - INSTITUTIONAL CAPITAL	MEDIMMUNE INC	COM	23,700 00	25 3502	600,800 59	25 4000	601,980 00
RF - INSTITUTIONAL CAPITAL	METLIFE INC	COM	64,751 00	19 9606	1,292,471 12	33 6700	2,180,166 17
RF - INSTITUTIONAL CAPITAL	MORGAN STANLEY	COM NEW	50,750 00	47 4476	2,407,964 09	57 8700	2,936,902 50
RF - INSTITUTIONAL CAPITAL	MOTOROLA INC	COM	101,350 00	12 1985	1,236,318 54	14 0700	1,425,994 50
RF - INSTITUTIONAL CAPITAL	OCCIDENTAL PETE CORP	COM	57,700 00	30 5371	1,761,992 65	42 2400	2,437,248 00
RF - INSTITUTIONAL CAPITAL	PEPSICO INC	COM	53,700 00	40 8266	2,192,388 50	46 6200	2,503,494 00
RF - INSTITUTIONAL CAPITAL	PFIZER INC	COM	68,450 00	30 4253	2,082,611 24	35 3300	2,418,338 50
RF - INSTITUTIONAL CAPITAL	PUBLIC SVC ENTERPRISE GROUP	COM	48,550 00	36 8866	1,790,845 42	43 8000	2,126,490 00
RF - INSTITUTIONAL CAPITAL	STAPLES INC	COM	46,000 00	20 1609	927,402 94	27 3000	1,255,800 00
RF - INSTITUTIONAL CAPITAL	TARGET CORP	COM	38,800 00	26 5188	1,028,929 41	38 4000	1,489,920 00
RF - INSTITUTIONAL CAPITAL	TIME WARNER INC NEW	COM	93,500 00	15 5633	1,455,172 66	17 9900	1,682,065 00
RF - INSTITUTIONAL CAPITAL	TRAVELERS PPTY CAS CORP NEW	CL A	165,944 00	15 0468	2,496,927 11	16 7800	2,784,540 32
RF - INSTITUTIONAL CAPITAL	UNITED TECHNOLOGIES CORP	COM	30,975 00	65 8802	2,040,640 01	94 7700	2,935,500 75
RF - INSTITUTIONAL CAPITAL	WELLS FARGO + CO NEW	COM	61,000 00	41 7690	2,547,910 80	58 8900	3,592,290 00
TCW ASSET MANAGEMENT	AFLAC INC	COM	77,400 00	29 3327	2,270,350 99	36 1800	2,800,332 00
TCW ASSET MANAGEMENT	AMAZON COM INC	COM	163,400 00	22 5201	3,679,782 46	52 6400	8,601,376 00
TCW ASSET MANAGEMENT	AMERICAN INTL GROUP INC	COM	39,700 00	72 6174	2,882,911 93	66 2800	2,631,316 00
TCW ASSET MANAGEMENT	AMGEN INC	COM	92,800 00	49 0481	4,551,482 11	61 8000	5,735,040 00
TCW ASSET MANAGEMENT	APPLIED MATERIALS INC	COM	209,210 00	20 5472	4,298,671 97	22 4500	4,696,764 50
TCW ASSET MANAGEMENT	CISCO SYS INC	COM	125,300 00	27 5331	3,449,898 26	24 2900	3,043,537 00
TCW ASSET MANAGEMENT	DELL INC	COM	127,000 00	25 3941	3,225,045 35	33 9600	4,312,920 00
TCW ASSET MANAGEMENT	EBAY INC	COM	75,700 00	36 6837	2,776,952 73	64 5900	4,889,463 00
TCW ASSET MANAGEMENT	GENENTECH INC	COM	68,300 00	39 8592	2,722,381 20	93 5700	6,390,831 00
TCW ASSET MANAGEMENT	GENERAL ELEC CO	COM	48,500 00	51 2123	2,483,794 64	30 9800	1,502,530 00
TCW ASSET MANAGEMENT	HARLEY DAVIDSON INC	COM	54,200 00	44 6476	2,419,901 56	47 5300	2,576,126 00
TCW ASSET MANAGEMENT	INTEL CORP	COM	129,500 00	30 1325	3,902,164 03	32 2000	4,169,900 00
TCW ASSET MANAGEMENT	LILLY ELI + CO	COM	50,800 00	60 1005	3,053,107 51	70 3300	3,572,764 00
TCW ASSET MANAGEMENT	MAXIM INTEGRATED PRODS INC	COM	116,600 00	51 3879	5,991,824 78	49 8000	5,806,680 00
TCW ASSET MANAGEMENT	MEDIMMUNE INC	COM	87,490 00	30 0863	2,632,252 69	25 4000	2,222,246 00
TCW ASSET MANAGEMENT	MICROSOFT CORP	COM	79,750 00	25 2270	2,011,853 75	27 5400	2,196,315 00
TCW ASSET MANAGEMENT	NETWORK APPLIANCE INC	COM	312,855 00	17 2995	5,412,236 65	20 5300	6,422,913 15
TCW ASSET MANAGEMENT	PIXAR	COM	53,400 00	30 7052	1,639,659 81	69 2900	3,700,086 00
TCW ASSET MANAGEMENT	PROGRESSIVE CORP OHIO	COM	118,190 00	32 8063	3,877,374 55	83 5900	9,879,502 10
TCW ASSET MANAGEMENT	QUALCOMM INC	COM	26,100 00	37 0361	966,642 50	53 9300	1,407,573 00
TCW ASSET MANAGEMENT	SCHWAB CHARLES CORP	NEW COM STK	359,535 00	13 3196	4,788,869 05	11 8400	4,256,894 40
TCW ASSET MANAGEMENT	SOUTHWEST AIRLS CO	COM	155,100 00	16 6795	2,586,990 28	16 1400	2,503,314 00
TCW ASSET MANAGEMENT	STARBUCKS CORP	COM	80,240 00	29 2821	2,349,593 18	33 0600	2,652,734 40
TCW ASSET MANAGEMENT	VIACOM INC	CL B FORMERLY COM NON VTG	41,200 00	42 2737	1,741,674 54	44 3800	1,828,456 00
TCW ASSET MANAGEMENT	WAL MART STORES INC	COM	49,200 00	47 9037	2,356,862 58	53 0500	2,610,060 00
TCW ASSET MANAGEMENT	WALGREEN CO	COM	59,700 00	29 0130	1,732,075 85	36 3800	2,171,886 00
TCW ASSET MANAGEMENT	XILINX INC	COM	106,500 00	45 7956	4,877,231 80	38 7400	4,125,810 00
TCW ASSET MANAGEMENT	YAHOO INC	COM	124,300 00	23 8484	2,964,354 62	45 1700	5,614,631 00
TUKMAN CAPITAL MANAGEMENT	AMERICAN INTL GROUP INC	COM	157,900 00	85 7868	13,545,734 24	66 2800	10,465,612 00
TUKMAN CAPITAL MANAGEMENT	ANHEUSER BUSCH COS INC	COM	136,800 00	46 0534	6,300,109 79	52 6800	7,206,624 00
TUKMAN CAPITAL MANAGEMENT	AUTOMATIC DATA PROCESSING INC	COM	170,400 00	37 6657	6,418,232 84	39 6100	6,749,544 00
TUKMAN CAPITAL MANAGEMENT	DISNEY WALT CO	DISNEY COM	201,800 00	24 3948	4,922,879 32	23 3300	4,707,994 00
TUKMAN CAPITAL MANAGEMENT	FEDERAL NATL MTG ASSN	COM	117,000 00	76 3778	8,936,203 68	75 0600	8,782,020 00
TUKMAN CAPITAL MANAGEMENT	GANNETT INC	COM	146,700 00	59 4970	8,728,211 84	89 1600	13,079,772 00
TUKMAN CAPITAL MANAGEMENT	GENERAL ELEC CO	COM	264,200 00	37 9045	10,014,368 71	30 9800	8,184,916 00
TUKMAN CAPITAL MANAGEMENT	GOLDMAN SACHS GROUP INC	COM	62,300 00	81 3599	5,068,723 03	98 7300	6,150,879 00
TUKMAN CAPITAL MANAGEMENT	INTERNATIONAL BUSINESS MACHS	COM	90,200 00	82 9513	7,482,206 15	92 6800	8,359,736 00
TUKMAN CAPITAL MANAGEMENT	JOHNSON + JOHNSON	COM	104,600 00	50 4060	5,272,462 99	51 6600	5,403,636 00
TUKMAN CAPITAL MANAGEMENT	PEPSICO INC	COM	172,800 00	42 8724	7,408,347 84	46 6200	8,055,936 00
TUKMAN CAPITAL MANAGEMENT	PFIZER INC	COM	237,200 00	31 9714	7,583,616 85	35 3300	8,380,276 00
TUKMAN CAPITAL MANAGEMENT	PROCTER + GAMBLE CO	COM	91,400 00	78 0189	7,130,929 59	99 8800	9,129,032 00
TUKMAN CAPITAL MANAGEMENT	WAL MART STORES INC	COM	214,100 00	51 3156	10,986,662 88	53 0500	11,358,005 00

THE ROCKEFELLER FOUNDATION
990 HOLDINGS
AS OF DECEMBER 31, 2003

STATEMENT 9

Investments-corporate stock

Fund Name	Security Name	Security Description	Shares/Par Value	Base Unit Cost	Base Total Cost	Base Price Amount	Base Market Value
TUKMAN CAPITAL MANAGEMENT	WELLS FARGO + CO NEW	COM	216,400 00	48 4432	10,483,115 87	58 8900	12,743,796 00
RF - CAPITAL GUARDIAN II	AT+T CORP	COM NEW	48,240 00	24 0962	1,162,399 26	20 3000	979,272 00
RF - CAPITAL GUARDIAN II	AGILENT TECHNOLOGIES INC	COM	30,300 00	14 4936	439,157 26	29 2400	885 972 00
RF - CAPITAL GUARDIAN II	AIR PRODS + CHEMS INC	COM	6,200 00	48 1890	298,771 80	52 8300	327,546 00
RF - CAPITAL GUARDIAN II	ALLERGAN INC	COM	16,700 00	57 1851	954,990 37	76 8100	1,282,727 00
RF - CAPITAL GUARDIAN II	ALTERA CORP		33,100 00	12 6299	418,048 70	22 7000	751,370 00
RF - CAPITAL GUARDIAN II	AMAZON COM INC	COM	11,800 00	16 6600	196,588 00	52 6400	621,152 00
RF - CAPITAL GUARDIAN II	AMERICAN STD COS INC DEL	COM	8,300 00	73 5227	610,238 30	100 7000	835,810 00
RF - CAPITAL GUARDIAN II	AMGEN INC	COM	24,000 00	57 2340	1,373,616 99	61 8000	1,483,200 00
RF - CAPITAL GUARDIAN II	ANHEUSER BUSCH COS INC	COM	12,300 00	52 7432	648,741 58	52 6800	647,964 00
RF - CAPITAL GUARDIAN II	APPLIED MATERIALS INC	COM	90,500 00	13 2383	1,198,064 70	22 4500	2,031,725 00
RF - CAPITAL GUARDIAN II	APPLIED MICRO CIRCUITS CORP	CDT COM	58,000 00	4 4145	256,038 83	5 9800	346,840 00
RF - CAPITAL GUARDIAN II	AUTOMATIC DATA PROCESSING INC	COM	31,200 00	33 8794	1,057,037 32	39 6100	1,235,832 00
RF - CAPITAL GUARDIAN II	BAKER HUGHES INC	COM	20,100 00	38 2493	768,810 93	32 1600	646,416 00
RF - CAPITAL GUARDIAN II	BANK ONE CORP	COM	18,500 00	41 0608	759,624 80	45 5900	843,415 00
RF - CAPITAL GUARDIAN II	BERKSHIRE HATHAWAY INC DEL	CL A	19 00	73,700 0500	1,400,300 95	84,250 0000	1,600,750 00
RF - CAPITAL GUARDIAN II	CABLEVISION NY GROUP CLASS A	CL A	48 229 00	20 2814	978,150 55	23 3900	1,128,076 31
RF - CAPITAL GUARDIAN II	CHECKFREE CORP NEW	COM	13,200 00	20 5100	270,732 00	27 6500	364,980 00
RF - CAPITAL GUARDIAN II	CHEVRONTXACO CORP	COM	10,500 00	86 7214	910,574 70	86 3900	907,095 00
RF - CAPITAL GUARDIAN II	CISCO SYS INC	COM	79,300 00	12 6969	1,006,864 64	24 2900	1,926,197 00
RF - CAPITAL GUARDIAN II	CITIGROUP INC	COM	11,200 00	36 5923	409,834 30	48 5400	543,648 00
RF - CAPITAL GUARDIAN II	COMCAST CORP NEW	CL A	9 100 00	33 8719	308,234 38	32 8700	299,117 00
RF - CAPITAL GUARDIAN II	COSTCO WHSL CORP NEW	COM	7,600 00	29 3756	223,254 68	37 1800	282,568 00
RF - CAPITAL GUARDIAN II	COX COMMUNICATIONS INC NEW	CL A	15,800 00	33 8000	534,040 00	34 4500	544,310 00
RF - CAPITAL GUARDIAN II	CREDENCE SYSTEMS CORP	COM	15,400 00	21 0000	323,400 00	13 1600	202,664 00
RF - CAPITAL GUARDIAN II	DEL MONTE FOODS CO	COM	27,500 00	7 6621	210,706 98	10 4000	286,000 00
RF - CAPITAL GUARDIAN II	DISNEY WALT CO	DISNEY COM	25,900 00	20 0196	518,507 83	23 3300	604,247 00
RF - CAPITAL GUARDIAN II	DUKE ENERGY CO	COM	33,200 00	19 5189	648,026 69	20 4500	678,940 00
RF - CAPITAL GUARDIAN II	EBAY INC	COM	10,200 00	26 5565	270,876 54	64 5900	658,818 00
RF - CAPITAL GUARDIAN II	EMERSON ELEC CO	COM	4,600 00	45 7966	210,664 24	64 7500	297,850 00
RF - CAPITAL GUARDIAN II	EXXON MOBIL CORP	COM	34 700 00	38 9008	1,349,857 17	41 0000	1,422,700 00
RF - CAPITAL GUARDIAN II	FEDERAL HOME LN MTG CORP	COM	13,300 00	58 1206	773,003 36	58 3200	775,656 00
RF - CAPITAL GUARDIAN II	FEDERAL NATL MTG ASSN	COM	20 500 00	69 5136	1,425,028 76	75 0600	1,538,730 00
RF - CAPITAL GUARDIAN II	FLEETBOSTON FINL CORP	COM	15,000 00	27 1119	406,678 34	43 6500	654,750 00
RF - CAPITAL GUARDIAN II	FLUOR CORP NEW	COM	19,900 00	42 0377	836,550 23	39 6400	788,836 00
RF - CAPITAL GUARDIAN II	FOREST LABS INC	COM	40,300 00	43 7181	1,761,839 87	61 8000	2,490,540 00
RF - CAPITAL GUARDIAN II	GENERAL ELEC CO	COM	23,300 00	29 8917	696,476 80	30 9800	721,834 00
RF - CAPITAL GUARDIAN II	GOLDEN WEST FINL CORP DEL	COM	2,000 00	74 3736	148,747 19	103 1900	206,380 00
RF - CAPITAL GUARDIAN II	GOLDMAN SACHS GROUP INC	COM	2,900 00	79 7837	231,372 73	98 7300	286,317 00
RF - CAPITAL GUARDIAN II	GUIDANT CORP	COM	4,800 00	33 2464	159,582 70	60 2000	288,960 00
RF - CAPITAL GUARDIAN II	HEALTH MGMT ASSOC	CL A	13,200 00	24 7481	326,674 39	24 0000	316,800 00
RF - CAPITAL GUARDIAN II	HEINZ H J CO	COM	8,100 00	35 8297	290,220 22	36 4300	295,083 00
RF - CAPITAL GUARDIAN II	HUGHES ELECTRONICS CORP	COM	29,882 75	15 0240	448,958 02	16 5500	494,559 46
RF - CAPITAL GUARDIAN II	ILLINOIS TOOL WKS INC	COM	3,400 00	72 9919	248,172 43	83 9100	285,294 00
RF - CAPITAL GUARDIAN II	INTEL CORP	COM	15,100 00	15 9818	241,325 18	32 2000	486,220 00
RF - CAPITAL GUARDIAN II	INTERACTIVE CORP	COM	34,400 00	28 4055	977,148 95	33 9300	1,167 192 00
RF - CAPITAL GUARDIAN II	INTERNATIONAL BUSINESS MACHS	COM	3,900 00	68 7943	268,297 77	92 6800	361,452 00
RF - CAPITAL GUARDIAN II	JDS UNIPHASE CORP	COM	124,300 00	2 5164	312,790 07	3 6500	453,695 00
RF - CAPITAL GUARDIAN II	J P MORGAN CHASE + CO	COM	15,000 00	31 0731	466,096 13	36 7300	550,950 00
RF - CAPITAL GUARDIAN II	KLA TENCOR CORP	COM	31,800 00	37 8974	1,205,137 57	58 6700	1,865,706 00
RF - CAPITAL GUARDIAN II	LAUDER ESTEE COS INC	CL A	12,100 00	33 4632	404,905 18	39 2600	475,046 00
RF - CAPITAL GUARDIAN II	LILLY ELI + CO	COM	18,600 00	62 7315	1,041,342 80	70 3300	1,167,478 00
RF - CAPITAL GUARDIAN II	LINCARE HLDGS INC	COM	11,000 00	32 4125	356,537 77	30 0300	330,330 00
RF - CAPITAL GUARDIAN II	LINEAR TECHNOLOGY CORP	COM	8,400 00	31 0317	260,666 30	42 0700	353,388 00
RF - CAPITAL GUARDIAN II	LOWES COS INC	USDO 50	19,500 00	42 5204	829,147 80	55 3900	1,080 105 00
RF - CAPITAL GUARDIAN II	MEDTRONIC INC	COM	8,200 00	41 2890	338,570 00	48 6100	398,602 00
RF - CAPITAL GUARDIAN II	MICROSOFT CORP	COM	32,100 00	24 7049	793,028 02	27 5400	884,034 00
RF - CAPITAL GUARDIAN II	MONSTER WORLDWIDE INC	COM	12,100 00	20 0068	242,081 80	21 9600	265,716 00
RF - CAPITAL GUARDIAN II	NAVISTAR INTL CORP INC	COM	10,400 00	35 7128	371,412 61	47 8900	498,056 00
RF - CAPITAL GUARDIAN II	NORTHROP GRUMMAN CORP	COM	6,400 00	88 9934	569,557 60	95 6000	611,840 00
RF - CAPITAL GUARDIAN II	NOVELLUS SYS INC	COM	8,400 00	22 6295	190,087 80	42 0500	353,220 00
RF - CAPITAL GUARDIAN II	PMC SIERRA INC	COM	22,400 00	12 0045	268,900 10	20 1500	451,360 00
RF - CAPITAL GUARDIAN II	PMI GROUP INC	COM	7,400 00	41 6054	307,879 59	37 2300	275,502 00
RF - CAPITAL GUARDIAN II	PEOPLESOFT INC	COM	42,600 00	18 2126	775,857 66	22 8000	971,280 00
RF - CAPITAL GUARDIAN II	PEPSI BOTTLING GROUP INC	COM	28,400 00	22 6924	644,464 61	24 1800	686,712 00
RF - CAPITAL GUARDIAN II	PEPSICO INC	COM	10,900 00	51 9000	565,710 00	46 6200	508,158 00
RF - CAPITAL GUARDIAN II	PFIZER INC	COM	48,900 00	29 2373	1,429,702 20	35 3300	1,727,637 00

Prepared by SSC 8/31/2004

THE ROCKEFELLER FOUNDATION
990 HOLDINGS
AS OF DECEMBER 31, 2003

STATEMENT 9

Investments-corporate stock

Fund Name	Security Name	Security Description	Shares/Par Value	Base Unit Cost	Base Total Cost	Base Price Amount	Base Market Value
RF - CAPITAL GUARDIAN II	QUALCOMM INC	COM	41,300 00	30 4553	1,257,803 70	53 9300	2,227,309 00
RF - CAPITAL GUARDIAN II	SLM CORP	COM	36,000 00	31 9823	1,151,362 63	37 6800	1,356,480 00
RF - CAPITAL GUARDIAN II	SPRINT CORP	COM	62,800 00	10 7869	677,418 67	16 4200	1,031,176 00
RF - CAPITAL GUARDIAN II	SPRINT CORP	PCS COM SER 1	186,300 00	3 9874	742,656 28	5 6200	1,047,006 00
RF - CAPITAL GUARDIAN II	STATE STREET CORPORATION	COM	15,800 00	39 8614	629,809 34	52 0800	822,864 00
RF - CAPITAL GUARDIAN II	TERADYNE INC	COM	33,300 00	25 5020	849,215 81	25 4500	847 485 00
RF - CAPITAL GUARDIAN II	TIME WARNER INC NEW	COM	106,200 00	15 3265	1,627,678 63	17 9900	1,910,538 00
RF - CAPITAL GUARDIAN II	UNITED TECHNOLOGIES CORP	COM	14,100 00	68 6915	968,549 80	94 7700	1,336,257 00
RF - CAPITAL GUARDIAN II	UNOCAL CORP	COM	29,600 00	35 7790	1,059,059 27	36 8300	1,090,168 00
RF - CAPITAL GUARDIAN II	VERIZON COMMUNICATIONS	COM	9,200 00	33 2964	306,326 88	35 0800	322,736 00
RF - CAPITAL GUARDIAN II	WASHINGTON MUT INC	COM	38,900 00	37 9147	1,474,881 83	40 1200	1,560,668 00
RF - CAPITAL GUARDIAN II	WELLS FARGO + CO NEW	COM	12,400 00	53 1551	659,123 69	58 8900	730,236 00
RF - CAPITAL GUARDIAN II	XILINX INC	COM	11,900 00	14 2553	169,638 48	38 7400	461,006 00
RF - BGI INTER GOV BOND INDEX	BGI INT GOV BD INDEX FD B	INT GOVT BD INDEX FUND B	3,238,096 27	27 6706	89,600,113 25	27 0101	87,461,304 06
RF - BGI TIPS INDEX FUND	BGI US TIPS FUND B	COM	9,335,580 15	12 3844	115,615,975 18	12 4194	115,942,369 46
SOUTHEASTERN ASSET MGMT	AON CORP	COM	196,000 00	20 2040	3,959,980 45	23 9400	4,692,240 00
SOUTHEASTERN ASSET MGMT	COMCAST CORP NEW	CL A SPL	153,000 00	23 9151	3,659,007 60	31 2800	4,785,840 00
SOUTHEASTERN ASSET MGMT	DISNEY WALT CO	DISNEY COM	192,000 00	18 3159	3,516,648 00	23 3300	4,479,360 00
SOUTHEASTERN ASSET MGMT	GENERAL MTRS CORP	COM	106,000 00	34 3931	3,645,673 00	53 4000	5,660,400 00
SOUTHEASTERN ASSET MGMT	HILTON HOTELS CORP	COM	254,000 00	12 0744	3,066,897 60	17 1300	4,351,020 00
SOUTHEASTERN ASSET MGMT	HUGHES ELECTRONICS CORP	COM	296,357 82	10 1228	2,999,967 08	16 5500	4,904,721 94
SOUTHEASTERN ASSET MGMT	JACUZZI BRANDS INC	COM	842,300 00	3 2390	2,728,192 02	7 0900	5,971,907 00
SOUTHEASTERN ASSET MGMT	LEVEL 3 COMMUNICATIONS INC	COM	842,304 00	6 0700	5,112,782 94	5 7000	4,801,132 80
SOUTHEASTERN ASSET MGMT	MARRIOTT INTL INC NEW	CL A	47,000 00	30 2584	1,422,144 80	46 2000	2,171,400 00
SOUTHEASTERN ASSET MGMT	NCR CORP NEW	COM	157,000 00	23 2898	3,656,505 20	38 8000	6,091,600 00
SOUTHEASTERN ASSET MGMT	NEIMAN MARCUS GROUP	CL A	98,000 00	28 9814	2,840,172 57	53 6700	5,259,660 00
SOUTHEASTERN ASSET MGMT	TELEPHONE + DATA SYS INC	COM	70,000 00	51 6303	3,614,121 90	62 5500	4,378,500 00
SOUTHEASTERN ASSET MGMT	WASTE MGMT INC DEL	COM	140,000 00	23 3471	3,268,600 00	29 6000	4,144,000 00
SOUTHEASTERN ASSET MGMT	YUM BRANDS INC	COM	166,000 00	22 0828	3,665,738 20	34 4000	5,710,400 00
RF-BGI RUSSELL 2000 ALPHA TILT	BGI RUSSL 2000 ALPHA TILTS B	COM	1,076,044 22	50 8554	54,722,702 40	67 3000	72,417,823 35
RF - TROWE PRICE	CENSTOR CORP	COM	124,131 00	-	-	-	-
RF - TROWE PRICE	LABONE INC NEW	COM	12,430 00	30 1900	375,262 00	32 4700	403,602 10
RF - TROWE PRICE	NETSCREEN TECHNOLOGIES INS	COM	6,103 00	25 0962	153,162 00	24 7500	151,049 25
RF - TROWE PRICE	SIRENZA MICRODEVICES INC	COM	4,401 00	5 4800	24,117 48	4 8000	21,124 80
RF-KG REDDING	AMERICAN FINL RLTY TR	COM	137,400 00	14 4031	1,978,981 47	17 0500	2,342,670 00
RF-KG REDDING	CEDAR SHOPPING CTRS INC	COM NEW	75,000 00	11 5429	865,715 00	12 4200	931,500 00
RF-KG REDDING	FIRST POTOMAC RLTY TR	COM	61,700 00	16 1190	994,541 97	18 7400	1,156,258 00
RF-KG REDDING	HIGHLAND HOSPITALITY CORP	COM	69,800 00	10 2815	717,647 48	10 9000	760,820 00
RF-KG REDDING	HILTON HOTELS CORP	COM	62,200 00	16 4279	1,021,814 61	17 1300	1,065,486 00
RF - ARTISAN MID CAP GROWTH	ADOBE SYS INC	COM	21,700 00	31 6443	686,681 31	39 3000	852,810 00
RF - ARTISAN MID CAP GROWTH	AGERE SYS INC	CL A	208,000 00	3 0300	630,237 03	3 0500	634,400 00
RF - ARTISAN MID CAP GROWTH	AGERE SYS INC	CL B	121,200 00	2 8299	342,987 26	2 9000	351,480 00
RF - ARTISAN MID CAP GROWTH	ALLERGAN INC	COM	7,900 00	77 9640	615,915 48	76 8100	606,799 00
RF - ARTISAN MID CAP GROWTH	AMERISOURCEBERGEN CORP	COM	12,000 00	58 2196	698,635 56	56 1500	673,800 00
RF - ARTISAN MID CAP GROWTH	AMERITRADE HLDG CORP NEW	COM	92,500 00	12 5603	1,161,824 70	14 0700	1,301,475 00
RF - ARTISAN MID CAP GROWTH	ANDRX CORP DEL	ANDRX GROUP COM	33,900 00	19 2205	651,574 41	24 0400	814,956 00
RF - ARTISAN MID CAP GROWTH	ANTHEM INC	COM	13,700 00	75 6774	1,038,780 23	75 0000	1,027,500 00
RF - ARTISAN MID CAP GROWTH	APPLE COMPUTER	COM NPV	50,300 00	21 4182	1,077,335 06	21 3700	1,074,911 00
RF - ARTISAN MID CAP GROWTH	AVAYA INC	COM	97,400 00	10 4267	1,015,565 22	12 9400	1,260,356 00
RF - ARTISAN MID CAP GROWTH	AVID TECHNOLOGY INC	COM	9,800 00	52 1707	511,273 23	48 0000	470,400 00
RF - ARTISAN MID CAP GROWTH	AVOCENT CORP	COM	15,000 00	31 6695	475,042 97	36 5200	547,800 00
RF - ARTISAN MID CAP GROWTH	BEA SYS INC	COM	54,200 00	11 1037	601,820 54	12 3000	666,660 00
RF - ARTISAN MID CAP GROWTH	BEAR STEARNS COS INC	COM	11,000 00	74 1856	816,041 56	79 9500	879,450 00
RF - ARTISAN MID CAP GROWTH	BOSTON SCIENTIFIC CORP	COM	32,400 00	30 3308	982,716 87	36 7600	1,191,024 00
RF - ARTISAN MID CAP GROWTH	CIT GROUP INC NEW	COM	41,600 00	28 8686	1,200,934 04	35 9500	1,495,520 00
RF - ARTISAN MID CAP GROWTH	CAPITAL ONE FINL CORP	COM	11,300 00	58 9472	666,103 55	61 2900	692,577 00
RF - ARTISAN MID CAP GROWTH	CAPITALSOURCE INC	COM	19,200 00	18 3629	352,568 10	21 6800	416,256 00
RF - ARTISAN MID CAP GROWTH	CAREER ED CORP	COM	4,500 00	38 4119	172,853 47	40 0700	180,315 00
RF - ARTISAN MID CAP GROWTH	CAREMARK RX INC	COM	46,800 00	23 7895	1,113,350 62	25 3300	1,185,444 00
RF - ARTISAN MID CAP GROWTH	CARMAX INC	COM	26,300 00	34 8543	916,667 46	30 9300	813,459 00
RF - ARTISAN MID CAP GROWTH	CORNING INC	COM	105,500 00	8 3716	883,208 52	10 4300	1,100,365 00
RF - ARTISAN MID CAP GROWTH	COSTCO WHSL CORP NEW	COM	21,400 00	35 1356	751,900 95	37 1800	795,652 00
RF - ARTISAN MID CAP GROWTH	COVENTRY HEALTH CARE INC	COM	2,600 00	61 5449	160,016 64	64 4900	167,674 00
RF - ARTISAN MID CAP GROWTH	DANAHER CORP	COM	14,300 00	70 0923	1,002,319 89	91 7500	1,312,025 00
RF - ARTISAN MID CAP GROWTH	DIEBOLD INC	COM	15,400 00	50 3945	776,076 00	53 8700	829,598 00
RF - ARTISAN MID CAP GROWTH	DOLLAR TREE STORES INC	COM	20 200 00	34 4985	696,869 44	30 0600	607,212 00
RF - ARTISAN MID CAP GROWTH	EATON CORP	COM	6,600 00	104 2184	687,841 57	107 9800	712,668 00

THE ROCKEFELLER FOUNDATION
890 HOLDINGS
AS OF DECEMBER 31, 2003

STATEMENT 9

Investments-corporate stock

Fund Name	Security Name	Security Description	Shares/Par Value	Base Unit Cost	Base Total Cost	Base Price Amount	Base Market Value
RF - ARTISAN MID CAP GROWTH	ECOLAB INC	COM	7,000 00	27 0881	189,616 90	27 3700	191,590 00
RF - ARTISAN MID CAP GROWTH	ENTERCOM COMMUNICATIONS CORP	COM	2,500 00	50 7818	126 954 50	52 9600	132,400 00
RF - ARTISAN MID CAP GROWTH	EXPEDITORS INTL WA INC	COM	21,700 00	34 3834	746,118 89	37 6600	817,222 00
RF - ARTISAN MID CAP GROWTH	FEDEX CORP	COM	6,200 00	62 9054	390,013 66	67 5000	418,500 00
RF - ARTISAN MID CAP GROWTH	FISERV INC		22,100 00	36 5499	807,752 79	39 5100	873,171 00
RF - ARTISAN MID CAP GROWTH	GENZYME CORP	COM GEN DIV	11,600 00	47 0721	546 036 74	49 3400	572,344 00
RF - ARTISAN MID CAP GROWTH	GETTY IMAGES INC	COM	12,100 00	40 0714	484,863 61	50 1300	606,573 00
RF - ARTISAN MID CAP GROWTH	GILEAD SCIENCES INC	COM	7,200 00	57 4357	413,537 30	58 1400	418,608 00
RF - ARTISAN MID CAP GROWTH	GOLDEN WEST FINL CORP DEL	COM	8,000 00	85 6515	685,211 70	103 1900	825,520 00
RF - ARTISAN MID CAP GROWTH	GRAINGER W W INC	COM	6,300 00	46 8604	295,220 52	47 3900	298,557 00
RF - ARTISAN MID CAP GROWTH	INTERACTIVE CORP	COM	16,200 00	37 6654	610,179 61	33 9300	549,666 00
RF - ARTISAN MID CAP GROWTH	INTERNATIONAL GAME TECHNOLOGY	COM	17,900 00	31 6947	567,334 39	35 7000	639,030 00
RF - ARTISAN MID CAP GROWTH	INVITROGEN CORP	COM	15,600 00	38 3434	598,157 24	70 0000	1,092,000 00
RF - ARTISAN MID CAP GROWTH	IRON MTN INC PA	COM	18,200 00	36 6524	667,074 07	39 5400	719,628 00
RF - ARTISAN MID CAP GROWTH	IVAX CORP		25,200 00	18 8462	474,925 46	23 8800	601,776 00
RF - ARTISAN MID CAP GROWTH	JABIL CIRCUIT INC	COM	10,500 00	27 1034	284,585 19	28 3000	297,150 00
RF - ARTISAN MID CAP GROWTH	JETBLUE AWYS CORP	COM	9,900 00	26 3168	260,536 51	26 5200	262,548 00
RF - ARTISAN MID CAP GROWTH	JONES APPAREL GROUP INC	COM	17,400 00	34 4127	598,780 85	35 2300	613,002 00
RF - ARTISAN MID CAP GROWTH	JUNIPER NETWORKS INC	COM	31,100 00	13 1830	409,992 66	18 6800	580,948 00
RF - ARTISAN MID CAP GROWTH	KLA TENCOR CORP	COM	21,100 00	50 9988	1,076,073 66	58 6700	1,237,937 00
RF - ARTISAN MID CAP GROWTH	KOHL'S CORP	COM	12 600 00	50 3672	634,626 46	44 9400	566,244 00
RF - ARTISAN MID CAP GROWTH	LAMAR ADVERTISING CO	CL A	22,800 00	36 4568	831,215 82	37 3200	850,896 00
RF - ARTISAN MID CAP GROWTH	LAUDER ESTEE COS INC	CL A	21,200 00	34 5261	731,954 27	39 2600	832,312 00
RF - ARTISAN MID CAP GROWTH	LEAPFROG ENTERPRISES INC	COM	900 00	26 5022	23,851 98	26 5300	23,877 00
RF - ARTISAN MID CAP GROWTH	LINEAR TECHNOLOGY CORP	COM	4,700 00	33 4057	157,006 63	42 0700	197,729 00
RF - ARTISAN MID CAP GROWTH	MGIC INVT CORP WIS	COM	17,700 00	50 1237	887,190 36	56 9400	1,007,838 00
RF - ARTISAN MID CAP GROWTH	MACROMEDIA INC	COM	13,300 00	18 5004	246,054 83	17 8400	237,272 00
RF - ARTISAN MID CAP GROWTH	MATTEL INC	COM	39,900 00	20 4541	816,118 21	19 2700	768,873 00
RF - ARTISAN MID CAP GROWTH	MILLENNIUM PHARMACEUTICALS	COM	50,900 00	14 6244	744,382 60	18 6700	950 303 00
RF - ARTISAN MID CAP GROWTH	MOLEX INC	COM	37,500 00	28 7794	1,079,227 56	34 8900	1,308,375 00
RF - ARTISAN MID CAP GROWTH	MYLAN LABS INC	COM	44,150 00	22 4547	991,374 54	25 2600	1,115,229 00
RF - ARTISAN MID CAP GROWTH	NETSCREEN TECHNOLOGIES INS	COM	5,400 00	23 9463	129,310 06	24 7500	133,650 00
RF - ARTISAN MID CAP GROWTH	NETWORK APPLIANCE INC	COM	32,200 00	16 5433	532,694 39	20 5300	661,066 00
RF - ARTISAN MID CAP GROWTH	NEW YORK TIMES CO	CL A	18,200 00	45 5579	829,153 10	47 7900	869,778 00
RF - ARTISAN MID CAP GROWTH	NOVELL INC	COM	21,900 00	9 6266	210,823 17	10 5200	230,388 00
RF - ARTISAN MID CAP GROWTH	NOVELLUS SYS INC	COM	24,600 00	36 4004	895,448 96	42 0500	1,034,430 00
RF - ARTISAN MID CAP GROWTH	NUCOR CORP	COM	8,300 00	53 4836	443,913 77	56 0000	464,800 00
RF - ARTISAN MID CAP GROWTH	OMNICOM GROUP	COM	14,500 00	74 4381	1,079,352 45	87 3300	1,266,285 00
RF - ARTISAN MID CAP GROWTH	PMC SIERRA INC	COM	22,300 00	11 2945	251,866 89	20 1500	449,345 00
RF - ARTISAN MID CAP GROWTH	PACCAR INC	COM	7,800 00	79 0745	616,781 04	85 1200	663,936 00
RF - ARTISAN MID CAP GROWTH	PACTIV CORP	COM	25,900 00	19 5082	505,262 38	23 9000	619,010 00
RF - ARTISAN MID CAP GROWTH	PAYCHEX INC	COM	20,800 00	30 8553	641,790 24	37 2000	773,760 00
RF - ARTISAN MID CAP GROWTH	PRICE T ROWE GROUP INC	COM	21,500 00	37 1862	799,503 07	47 4100	1,019,315 00
RF - ARTISAN MID CAP GROWTH	ROBERT HALF INTL INC	COM	37,200 00	19 3501	719,823 72	23 3400	868,248 00
RF - ARTISAN MID CAP GROWTH	ROCKWELL AUTOMATION INC	COM	35,700 00	24 7376	883,130 72	35 6000	1,270,920 00
RF - ARTISAN MID CAP GROWTH	SEI INVESTMENTS CO	COM	23,900 00	32 2637	771,102 43	30 4700	728,233 00
RF - ARTISAN MID CAP GROWTH	SMITH INTL INC	COM	29,400 00	38 8777	1,143,004 24	41 5200	1,220,688 00
RF - ARTISAN MID CAP GROWTH	SMURFIT STONE CONTAINER CORP	COM	60,600 00	13 7372	832,473 60	18 5700	1,125,342 00
RF - ARTISAN MID CAP GROWTH	SOUTHWEST AIRLS CO	COM	40,800 00	17 1250	698,700 00	16 1400	658,512 00
RF - ARTISAN MID CAP GROWTH	SPRINT CORP	PCS COM SER 1	133,900 00	5 7543	770,499 46	5 6200	752,518 00
RF - ARTISAN MID CAP GROWTH	STAPLES INC	COM	40,700 00	20 5484	836,319 27	27 3000	1,111,110 00
RF - ARTISAN MID CAP GROWTH	STARBUCKS CORP	COM	20,600 00	26 9073	554,290 75	33 0600	681,036 00
RF - ARTISAN MID CAP GROWTH	SWIFT TRANSN INC	COM	20,400 00	18 9174	385,914 96	21 0200	428,808 00
RF - ARTISAN MID CAP GROWTH	SYMBOL TECHNOLOGIES INC	COM	59,100 00	13 8947	821,175 31	16 8900	998,199 00
RF - ARTISAN MID CAP GROWTH	THERMO ELECTRON CORP	COM	37,900 00	22 3676	847,731 80	25 2000	955,080 00
RF - ARTISAN MID CAP GROWTH	UNIVISION COMMUNICATIONS INC	CL A	30,500 00	31 5979	963,736 69	39 6900	1,210,545 00
RF - ARTISAN MID CAP GROWTH	VARIAN MED SYS INC	COM	6,600 00	62 8227	414,629 93	69 1000	456,060 00
RF - ARTISAN MID CAP GROWTH	VERITAS SOFTWARE CORP	COM	21,900 00	28 8696	632,243 29	37 1600	813,804 00
RF - ARTISAN MID CAP GROWTH	VERISIGN INC	COM	35,700 00	14 2733	509,558 57	16 3000	581,910 00
RF - ARTISAN MID CAP GROWTH	VISHAY INTERTECHNOLOGY INC	COM	51,900 00	19 1526	994,022 47	22 9000	1,188,510 00
RF - ARTISAN MID CAP GROWTH	WENDYS INTL INC	COM	20,000 00	30 0999	601,998 00	39 2400	784,800 00
RF - ARTISAN MID CAP GROWTH	WESTERN WIRELESS CORP	CL A	50,000 00	18 5575	927,877 00	18 3600	918,000 00
RF - ARTISAN MID CAP GROWTH	WHOLE FOODS MKT INC	COM	10,300 00	53 6700	552,800 86	67 1300	691,439 00
RF - ARTISAN MID CAP GROWTH	WILLIAMS COS INC	COM	101,700 00	8 3835	852,604 91	9 8200	998,694 00
RF - ARTISAN MID CAP GROWTH	XM SATELLITE RADIO HLDGS INC	CL A	16,700 00	19 1460	319,737 61	26 3600	440,212 00
RF - ARTISAN MID CAP GROWTH	XILINX INC	COM	31,600 00	26 3355	832,201 70	38 7400	1,224,184 00
RF - ARTISAN MID CAP GROWTH	YAHOO INC	COM	17,400 00	33 6486	585,485 59	45 1700	785,958 00

Prepared by SSC 8/31/2004

Page 6

THE ROCKEFELLER FOUNDATION
990 HOLDINGS
AS OF DECEMBER 31, 2003

STATEMENT 9

Investments-corporate stock

Fund Name	Security Name	Security Description	Shares/Par Value	Base Unit Cost	Base Total Cost	Base Price Amount	Base Market Value
RF - ARTISAN MID CAP GROWTH	ZEBRA TECHNOLOGIES CORP	CL A	900 00	60 0035	54,003 15	66 3700	59,733 00
RF - ARTISAN MID CAP GROWTH	ZIMMER HOLDINGS INC	COM	12,600 00	46 7508	589,060 23	70 4000	887,040 00
RF - ARTISAN SMALL CAP	ADVO INC	COM	21,450 00	29 7333	637,780 00	31 7600	681,252 00
RF - ARTISAN SMALL CAP	ALBEMARLE CORP	COM	9,900 00	27 6119	273,358 29	29 9700	296,703 00
RF - ARTISAN SMALL CAP	AMERICA SVC GROUP INC	COM	5,400 00	18 6968	100,962 60	30 9090	166,908 60
RF - ARTISAN SMALL CAP	AMERICAN PAC CORP	COM	4,300 00	8 1100	34,873 00	9 6000	41,280 00
RF - ARTISAN SMALL CAP	ARKANSAS BEST CORP	COM	9,600 00	27 1010	260,169 60	31 3900	301 344 00
RF - ARTISAN SMALL CAP	ATWOOD OCEANICS INC	COM	13,100 00	24 7790	324,605 07	31 9400	418,414 00
RF - ARTISAN SMALL CAP	BEARINGPOINT INC	COM	39,100 00	9 9711	389,870 43	10 0900	394,519 00
RF - ARTISAN SMALL CAP	BLACK HILLS CORP	COM	2,200 00	29 4984	64,896 41	29 8300	65,626 00
RF - ARTISAN SMALL CAP	BORG WARNER INC	COM	6,300 00	65 7900	414,477 00	85 0700	535,941 00
RF - ARTISAN SMALL CAP	BROWN TOM INC	COM NEW	14,500 00	25 3737	367,918 37	32 2500	467,625 00
RF - ARTISAN SMALL CAP	BUTLER MFG CO DEL	COM	6,700 00	17 1000	114,570 00	22 0000	147,400 00
RF - ARTISAN SMALL CAP	CCC INFORMATION SVCS GROUP INC	COM	9,900 00	12 4039	122,798 26	16 9000	167,310 00
RF - ARTISAN SMALL CAP	CABOT OIL + GAS CORP	COM	16,700 00	26 1500	436,705 00	29 3500	490,145 00
RF - ARTISAN SMALL CAP	CAPITAL SOUTHWEST CORP	COM	4,976 00	57 5688	286,462 40	62 0000	308,512 00
RF - ARTISAN SMALL CAP	CENTEX CONSTR PRODS INC	COM	10,900 00	39 5000	430,550 00	60 2700	656,943 00
RF - ARTISAN SMALL CAP	CIMAREX ENERGY CO	COM	17,800 00	20 7132	368,694 32	26 6900	475,082 00
RF - ARTISAN SMALL CAP	COINSTAR INC	COM	9,900 00	16 3204	161,571 69	18 0600	178,794 00
RF - ARTISAN SMALL CAP	COMMSCOPE INC	COM	9,600 00	10 9000	104,640 00	16 3300	156,768 00
RF - ARTISAN SMALL CAP	COURIER CORP	COM	2,200 00	36 1600	79,552 00	38 4710	84,636 20
RF - ARTISAN SMALL CAP	CROSS CTRY HEALTHCARE INC	COM	12,300 00	15 2254	187,272 12	14 9200	183,516 00
RF - ARTISAN SMALL CAP	DELTA + PINE LD CO	COM	6,900 00	22 4220	154,711 81	25 4000	175,260 00
RF - ARTISAN SMALL CAP	DUQUESNE LT HLDGS INC	COM	8,600 00	14 1214	121,444 38	18 3400	157,724 00
RF - ARTISAN SMALL CAP	EL PASO ELEC CO	COM NEW	23,200 00	11 7899	273,524 79	13 3500	309,720 00
RF - ARTISAN SMALL CAP	EMCOR GROUP INC	COM	10,600 00	47 5378	503,900 26	43 9000	465,340 00
RF - ARTISAN SMALL CAP	ETHAN ALLEN INTERIORS INC	COM	11,900 00	35 5500	423,045 00	41 8800	498,372 00
RF - ARTISAN SMALL CAP	EVERGREEN RESOURCES	COM	17,300 00	25 2527	436,871 34	32 5100	562,423 00
RF - ARTISAN SMALL CAP	FTI CONSULTING INC	COM	9,400 00	19 2871	181,298 88	23 3700	219,678 00
RF - ARTISAN SMALL CAP	FOREST OIL CORP	COM PAR 0 01	39,100 00	22 7833	890,828 75	28 5700	1,117,087 00
RF - ARTISAN SMALL CAP	GENLYTE GROUP INC	COM	10,200 00	35 3300	360,366 00	58 3800	595,476 00
RF - ARTISAN SMALL CAP	GREAT LAKES CHEMICAL CORP	COM	7,800 00	20 6997	161,457 77	27 1900	212,082 00
RF - ARTISAN SMALL CAP	HARLAND JOHN H CO	COM	8,500 00	26 5646	225,798 98	27 3000	232,050 00
RF - ARTISAN SMALL CAP	HILB ROGAL + HAMILTON CO	COM	32,600 00	29 6298	965,930 03	32 0700	1,045,482 00
RF - ARTISAN SMALL CAP	HOLLYWOOD ENTMT CORP	COM	25,200 00	12 9934	327,433 86	13 7500	346,500 00
RF - ARTISAN SMALL CAP	IDT CORP	COM	5,700 00	18 2000	103,740 00	22 1500	126,255 00
RF - ARTISAN SMALL CAP	IDT CORP	CL B	9,000 00	18 2600	164,340 00	23 1300	208,170 00
RF - ARTISAN SMALL CAP	IHOP CORP NEW	COM	11,400 00	33 9600	387,144 00	38 4800	438,672 00
RF - ARTISAN SMALL CAP	INSITUFORM TECHNOLOGIES INC	CL A	10,800 00	14 3014	154,455 25	16 5000	178,200 00
RF - ARTISAN SMALL CAP	JONES LANG LASALLE INC	COM	16,700 00	16 1000	268,870 00	20 7300	346,191 00
RF - ARTISAN SMALL CAP	KAYDON CORP	COM	3,400 00	22 0800	75,072 00	25 6400	87,856 00
RF - ARTISAN SMALL CAP	KELLWOOD CO	COM	33,600 00	34 5096	1,159,523 78	41 0000	1,377,600 00
RF - ARTISAN SMALL CAP	KIRBY CORP	COM	17,900 00	28 1744	504,322 27	34 8800	624,352 00
RF - ARTISAN SMALL CAP	LNR PPTY CORP	COM	3,900 00	39 4000	153,660 00	49 5100	193,089 00
RF - ARTISAN SMALL CAP	LSI INDS INC	COM	12,875 00	9 5520	122,982 00	13 5000	173,812 50
RF - ARTISAN SMALL CAP	LANDAMERICA FINL GROUP INC	COM	10,300 00	49 6100	510,983 00	52 2600	538,278 00
RF - ARTISAN SMALL CAP	LINCOLN ELEC HLDGS INC	COM	14,100 00	21 4900	303,009 00	24 7400	348,834 00
RF - ARTISAN SMALL CAP	MEDICAL STAFFING NETWORK HLDGS	COM	21,000 00	7 1846	150,876 68	10 9500	229,950 00
RF - ARTISAN SMALL CAP	MOVIE GALLERY INC	COM	15,100 00	18 2247	275,193 02	18 6800	282,068 00
RF - ARTISAN SMALL CAP	MUELLER INDS INC	COM	18,100 00	26 2200	474,582 00	34 3600	621,916 00
RF - ARTISAN SMALL CAP	NUI CORP	COM	14,100 00	15 6222	220,272 81	16 1200	227,292 00
RF - ARTISAN SMALL CAP	NATIONAL DENTEX CORP	COM	8,600 00	23 0000	197,800 00	24 0000	206,400 00
RF - ARTISAN SMALL CAP	NUEVO ENERGY CO	COM	18,700 00	17 6600	330,242 00	24 1700	451,979 00
RF - ARTISAN SMALL CAP	1 800 CONTACTS	COM	1,100 00	19 7900	21,769 00	21 0000	23,100 00
RF - ARTISAN SMALL CAP	PICO HLDGS INC	COM NEW	23,500 00	13 6278	320,253 91	15 6700	368,245 00
RF - ARTISAN SMALL CAP	PNM RES INC	COM	23,300 00	26 3257	613,389 45	28 1000	654,730 00
RF - ARTISAN SMALL CAP	PAPA JOHNS INTL INC	COM	10 600 00	25 2969	268,147 42	33 3800	353,828 00
RF - ARTISAN SMALL CAP	PAYLESS SHOESOURCE INC	COM	57,000 00	13 1925	751,973 47	13 4000	763,800 00
RF - ARTISAN SMALL CAP	PEGASUS SYS INC	COM	11,700 00	9 9643	116,582 70	10 4700	122,499 00
RF - ARTISAN SMALL CAP	PLAINS EXPL + PRODTN CO	COM	24,600 00	11 2758	277,384 51	15 3900	378,594 00
RF - ARTISAN SMALL CAP	PRIMA ENERGY CORP CO	COM PAR 0 015	11,500 00	22 9642	264,088 26	35 1600	404,340 00
RF - ARTISAN SMALL CAP	PROQUEST COMPANY	COM	13,000 00	25 8500	336,050 00	29 4500	382,850 00
RF - ARTISAN SMALL CAP	QUANEX CORP	COM	8,300 00	29 8800	248,004 00	46 1000	382,630 00
RF - ARTISAN SMALL CAP	RALCORP HLDGS INC NEW	COM	5,100 00	26 1500	133,365 00	31 3600	159,936 00
RF - ARTISAN SMALL CAP	RANGE RES CORP	COM	15,900 00	7 9016	125,635 92	9 4500	150,255 00
RF - ARTISAN SMALL CAP	REGAL BELOIT CORP	COM	11,100 00	19 7500	219,225 00	22 0000	244,200 00
RF - ARTISAN SMALL CAP	REGISTER COM INC	COM	9,532 00	6 0100	57,287 32	5 2500	50,043 00

THE ROCKEFELLER FOUNDATION
990 HOLDINGS
AS OF DECEMBER 31, 2003

STATEMENT 9

Investments-corporate stock

Fund Name	Security Name	Security Description	Shares/Par Value	Base Unit Cost	Base Total Cost	Base Price Amount	Base Market Value
RF - ARTISAN SMALL CAP	ROANOKE ELEC STL CORP	COM	15,200 00	8 3000	126,160 00	13 3300	202 616 00
RF - ARTISAN SMALL CAP	ROTO ROOTER INC NEW	COM	6,100 00	39 3000	239,730 00	46 1000	281,210 00
RF - ARTISAN SMALL CAP	RUSS BERRIE + CO INC	COM	1,700 00	33 1620	56,375 48	33 9000	57,630 00
RF - ARTISAN SMALL CAP	ST MARY LD + EXPL CO	COM	17,900 00	26 5484	475,215 49	28 5000	510,150 00
RF - ARTISAN SMALL CAP	SCHOOL SPECIALTY INC	COM	14,300 00	28 4764	407,213 14	34 0100	486,343 00
RF - ARTISAN SMALL CAP	SIMPSON MFG INC	COM	15,500 00	38 5577	597,643 66	50 8600	788,330 00
RF - ARTISAN SMALL CAP	SPINNAKER EXPL CO	COM	18,300 00	23 2255	425,026 39	32 2700	590,541 00
RF - ARTISAN SMALL CAP	STEWART INFORMATION SVCS CORP	COM	31,800 00	31 3409	996,641 41	40 5500	1,289,490 00
RF - ARTISAN SMALL CAP	STONE ENERGY CORP	COM	25,800 00	38 0739	982,305 64	42 4500	1,095,210 00
RF - ARTISAN SMALL CAP	SUPERIOR INDS INTL INC	COM	11,600 00	43 6047	505,814 68	43 5200	504,832 00
RF - ARTISAN SMALL CAP	T HQ INC	COM	7,700 00	19 1100	147,147 00	16 9100	130,207 00
RF - ARTISAN SMALL CAP	THOMAS INDS INC	COM	7,700 00	27 3300	210,441 00	34 6600	266,882 00
RF - ARTISAN SMALL CAP	TRAMMELL CROW CO	COM	24,300 00	11 3500	275,805 00	13 2500	321,975 00
RF - ARTISAN SMALL CAP	UNITED INDL CORP	COM	9,400 00	16 1156	151,486 96	18 0500	169,670 00
RF - ARTISAN SMALL CAP	UNITED STATIONERS INC	COM	4,900 00	37 4000	183,260 00	40 9200	200,508 00
RF - ARTISAN SMALL CAP	USF CORP	COM	17,900 00	30 0637	538,139 50	34 1900	612,001 00
RF - ARTISAN SMALL CAP	VERITAS DGC INC	COM	27,700 00	10 0691	278,914 51	10 4800	290,296 00
RF - ARTISAN SMALL CAP	WATSON WYATT + CO HLDGS	CL A	12 900 00	23 4841	302,945 12	24 1500	311,535 00
RF - ARTISAN SMALL CAP	WEBMETHODS INC	COM	4,100 00	7 5896	31,117 40	9 1500	37,515 00
RF - ARTISAN SMALL CAP	WELLMAN INC	COM	21,600 00	10 1671	219,609 00	10 2100	220,536 00
RF - ARTISAN SMALL CAP	WOODWARD GOVERNOR CO	COM	3,700 00	44 4121	164,324 62	56 8300	210,271 00
RF - ARTISAN SMALL CAP	WORLD WRESTLING ENTMT INC	CL A	17,470 00	9 7522	170,370 34	13 1000	228,857 00
RF - ARTISAN SMALL CAP	ZALE CORP NEW	COM	19,600 00	47 0796	922,759 82	53 2000	1,042,720 00
RF - BAILLIE GIFFORD	MORGAN STANLEY	C/WT ZERO STR EUR 144A 3NOV05	132 000 00	1 4879	196,402 80	1 3539	178,715 06
RF - BAILLIE GIFFORD	MORGAN STANLEY	ZERO STRIKE 144A CALL WT ON	357 000 00	0 5551	198,170 70	0 5063	180,749 10
RF - BAILLIE GIFFORD	MORGAN STANLEY	WTS EXP 03NOV05 144A	502 000 00	0 5134	257,726 80	0 4915	246,733 00
COMMON STOCK TOTAL			46,601,698.80		1,094,070,882.15		1,248,179,626.65
PREFERRED STOCK							
RF - WHIPPOORWILL ASSOCIATES	BDK HLDGS INC	PFD 13 50PCT	553 68	1 0000	553 68	1 0000	553 68
RF - WHIPPOORWILL ASSOCIATES	TOKHEIM CORP	PFD SERIES A	129 33	0 2402	31 06		-
RF - PIMCO	GRAND MET DE LTD PRTN	GUARANTEED PFD SECS	9,000 00	27 7000	249,300 00	26 6800	240,120 00
RF - PIMCO	HOME OWNERSHIP	SER 144A PFD	3,000 00	1,000 7900	3,002,370 00	502 5000	1,507,500 00
RF - CAPITAL GUARDIAN II	CHUBB CORP	CORP UNIT	12,000 00	27 5060	330,071 60	28 8200	345,840 00
RF - TROWE PRICE	CENSTOR CORP	PFD CONV SER B	15,755 00	-	-	-	-
RF - TROWE PRICE	CENSTOR CORP	SERIES A PFD	31,058 00	-	-	-	-
PREFERRED STOCK TOTAL			71,496 01		3,582,326.34		2,094,013.68
REAL ESTATE							
RF - WHIPPOORWILL ASSOCIATES	METROPOLIS RLTY HLDGS LLC	UNIT LTD LIABLTY CO	39,786 00	-	-	-	-
RF - CAPITAL GUARDIAN II	STARWOOD HOTELS + RESORTS	PAIRD 1 CL B SH BEN + 1 COM	8,500 00	34 0500	289,425 00	35 9700	305,745 00
RF-KG REDDING	BOSTON PPTYS INC	COM	23,700 00	44 0000	1,042,800 00	48 1900	1,142,103 00
RF-KG REDDING	CAMDEN PPTY TR		41,000 00	35 5855	1,459,003 51	44 3000	1,816,300 00
RF-KG REDDING	CHELSEA PPTY GROUP INC	COM	11,300 00	42 0169	474,790 82	54 8100	619,353 00
RF-KG REDDING	CRESCENT REAL ESTATE EQUITIES	COM	112,400 00	14 9979	1,685,767 43	17 1300	1,925,412 00
RF-KG REDDING	EASTGROUP PPTYS INC	COM	52,800 00	26 8250	1,416,359 00	32 3800	1,709,664 00
RF-KG REDDING	FIRST INDL RLTY TR INC	COM	31,900 00	29 9267	954,660 30	33 7500	1,076,625 00
RF-KG REDDING	GENERAL GROWTH PPTYS INC	COM	91,500 00	20 4733	1,873,310 00	27 7500	2,539,125 00
RF-KG REDDING	HERITAGE PPTY INVT TR INC	COM	38,400 00	28 3000	1,086,720 00	28 4500	1,092,480 00
RF-KG REDDING	HERSHA HOSPITALITY TR	PRIORITY CL A SHS BEN INT	103,700 00	8 8444	917,166 95	10 1000	1,047,370 00
RF-KG REDDING	HOST MARRIOTT CORP NEW	COM	224,000 00	9 4987	2 127,703 00	12 3200	2,759,680 00
RF-KG REDDING	ISTAR FINL INC	COM	50,200 00	35 8400	1,799,168 00	38 9000	1,952,780 00
RF-KG REDDING	LEXINGTON CORPORATE PPTY TR	COM	70,500 00	17 3900	1,225,995 00	20 1900	1,423,395 00
RF-KG REDDING	MILLS CORP	COM	35,100 00	33 6506	1,181,137 68	44 0000	1 544,400 00
RF-KG REDDING	ONE LIBRTY PROPERTIES INC	COM	64,000 00	18 5835	1,189,344 53	19 9500	1,276,800 00
RF-KG REDDING	PENNSYLVANIA REAL ESTATE INVT	SH BEN INT	63,300 00	30 0002	1,899,014 85	36 3000	2,297,790 00
RF-KG REDDING	PROLOGIS	SH BEN INT	72,954 00	27 3910	1,998,284 90	32 0900	2,341,093 86
RF-KG REDDING	RAMCO GERSHENSON PPTYS TR	COM SH BEN INT	57,000 00	25 2331	1,438,284 15	28 3000	1,613,100 00
RF-KG REDDING	REGENCY CTRS CORP	COM	4,600 00	32 5600	149,776 00	39 8500	183,310 00
RF-KG REDDING	ROUSE CO	COM	40,300 00	38 2500	1,541,475 00	47 0000	1,894,100 00
RF - ARTISAN MID CAP GROWTH	STARWOOD HOTELS + RESORTS	PAIRD 1 CL B SH BEN + 1 COM	18,400 00	28 7336	528,698 24	35 9700	661,848 00
REAL ESTATE TOTAL			1,255,340.00		28,278,684.36		31,222,473.88

FOREIGN EQUITY

COMMON STOCK

THE ROCKEFELLER FOUNDATION
990 HOLDINGS
AS OF DECEMBER 31, 2003

STATEMENT 9

Investments-corporate stock

Fund Name	Security Name	Security Description	Shares/Par Value	Base Unit Cost	Base Total Cost	Base Price Amount	Base Market Value
RF-BGI INTERNATIONAL FUND	BGI EAFE EQUITY INDEX FUND B		1,091,274 42	26 2872	28,686,559 31	33 0179	36,031,642 05
RF-CAPITAL INTL EMERG MKTS GRT	CAPITAL INTL EMG MRKTS GRWTH		790,976 99	60 2990	47,695,115 92	61 0900	48,320,784 14
ARGENTINA							
RF- EMERGING MARKETS MGMT	IRSA INVERSIONES Y	ARS1	5 00	1 4340	7 17	0 9889	4 94
RF- EMERGING MARKETS MGMT	TELECOM ARGENTINA	CLASS B ARS1	1 00	1 4300	1 43	1 6846	1 68
RF- EMERGING MARKETS MGMT	IRSA INVERSIONES Y REPRESENT	GLOBAL DEPOSITARY RCPT	8,839 00	13 6609	120,748 43	10 0000	88,390 00
RF- EMERGING MARKETS MGMT	PETRBRAS ENERGIA PARTICPACION	SPONSORED ADR REPSTG 2 CL B SH	7,700 00	7 0509	54,291 63	10 9900	84,623 00
RF- EMERGING MARKETS MGMT	BEMBERG INDUSTRIAL	CLASS A	121,179 00	1 0000	121,179 00	0 4853	58,808 17
RF- WHIPPOORWILL ASSOCIATES	ALPARGATAS	ARP1	287,788 00	0 0100	2,877 85	0 0093	2 669 34
AUSTRALIA							
RF- ACADIAN ASSET MANAGEMENT	WESTPAC BKG CORP	NPV	65,600 00	11 4915	753,842 08	12 0477	790,326 81
RF- ACADIAN ASSET MANAGEMENT	TELSTRA CORP	NPV	68,000 00	3 5619	242,207 46	3 6316	246,950 79
RF- ACADIAN ASSET MANAGEMENT	CALTEX AUSTRALIA	NPV	29,900 00	2 0122	60,163 69	3 4809	104,080 08
RF- ACADIAN ASSET MANAGEMENT	BORAL LIMITED NEW	NPV	313,200 00	1 8287	572,760 33	3 8275	1,198,781 22
RF- ACADIAN ASSET MANAGEMENT	INSURANCE AUST GRP	NPV	87,400 00	3 1438	274,771 29	3 2022	279,869 02
RF- ACADIAN ASSET MANAGEMENT	BLUESCOPE STEEL LTD	NPV	103,000 00	3 4886	359,326 70	4 2193	434,589 99
RF- ACADIAN ASSET MANAGEMENT	RINKER GROUP	NPV	114,600 00	3 4536	395,779 64	4 9351	565,562 21
RF- ACADIAN ASSET MANAGEMENT	PROMINA GROUP	NPV	230,700 00	2 3814	549,397 44	2 4713	570,132 64
RF- ACADIAN ASSET MANAGEMENT	QBE INS GROUP	NPV	64,100 00	5 9951	384,285 57	7 9866	511,939 17
RF- CAPITAL GUARDIAN	AUST + NZ BANK GRP	NPV	14,990 00	8 8187	132,192 42	13 3210	199,681 74
RF- CAPITAL GUARDIAN	BHP BILLITON LTD	NPV USD DIVIDENDS	26,690 00	5 1234	136,742 73	9 1846	245,135 80
RF- CAPITAL GUARDIAN	FOSTERS GROUP	NPV	32,796 00	2 5645	84,103 77	3 3905	111,195 66
RF- CAPITAL GUARDIAN	WMC RESORCES LTD	NPV	17,400 00	1 7540	30,520 43	4 2419	73,809 47
RF- CAPITAL GUARDIAN	NATL AUSTRALIA BK	NPV	5,622 00	15 6220	87,826 97	22 5658	126,865 09
RF- CAPITAL GUARDIAN	QBE INS GROUP	NPV	15,907 00	4 2845	68,154 53	7 9866	127,042 38
RF- CAPITAL GUARDIAN	NEWS CORPORATION	NPV	9,850 00	6 5404	64,422 96	9 0339	88,983 58
RF- CAPITAL GUARDIAN	WESFARMERS	NPV	2,100 00	18 1621	38,140 49	19 9589	41,913 67
RF- CAPITAL GUARDIAN	WOOLWORTHS LTD	NPV	11,500 00	5 2235	60,070 06	8 8907	102,243 17
RF-LAZARD ASSET MANAGEMENT	BHP BILLITON LTD	NPV USD DIVIDENDS	157,003 00	4 6073	723,360 49	9 1846	1,442,002 85
RF- CAPITAL GUARDIAN II	AMCOR LIMITED	NPV	29,700 00	6 1132	181,561 13	6 2235	184,837 87
RF- CAPITAL GUARDIAN II	BHP BILLITON LTD	NPV USD DIVIDENDS	32,500 00	5 4928	178,517 60	9 1846	298,498 07
RF- CAPITAL GUARDIAN II	FOSTERS GROUP	NPV	84,400 00	2 5397	214,351 52	3 3905	286,160 33
RF- CAPITAL GUARDIAN II	NATL AUSTRALIA BK	NPV	11,900 00	18 6586	222 036 75	22 5658	268,533 36
RF- CAPITAL GUARDIAN II	QANTAS AIRWAYS	NPV	101,600 00	2 4053	244,381 15	2 4789	251,851 23
RF- CAPITAL GUARDIAN II	NEWS CORPORATION	NPV	35,767 00	5 6168	200,895 98	9 0339	323,114 29
RF- CAPITAL GUARDIAN II	WOOLWORTHS LTD	NPV	32,500 00	6 8420	222,365 49	8 8907	288,948 09
RF- CAPITAL GUARDIAN II	NEWS CORP LTD	SPNSRD ADR REP PFD LTD	3,342 30	29 1000	97,260 87	30 2500	101,104 51
RF- ARTISAN PARTNERS	CMNWTH BK OF AUST	NPV	25,010 00	17 7206	443,193 25	22 1891	554 949 49
SOUTHEASTERN ASSET MGMT	NEWS CORP LTD	SPNSRD ADR REP PFD LTD	33,146 76	29 1000	964,570 57	30 2500	1,002,689 34
RF- ACADIAN ASSET MANAGEMENT	OIL SEARCH LTD	PGK0 10	287,500 00	0 4660	133,984 73	0 7685	220,949 23
AUSTRIA							
RF- CAPITAL GUARDIAN II	TELEKOM AUSTRIA	NPV	30 057 00	8 3856	252,046 89	12 3612	371,541 66
BELGIUM							
RF- ACADIAN ASSET MANAGEMENT	ALMANIJ(ALGEM MAA)	NPV	2,700 00	32 0662	86,578 78	50 8072	137,179 44
RF- ACADIAN ASSET MANAGEMENT	D IETEREN TRADING	NPV	500 00	184 6520	92,326 00	205 0956	102,547 80
RF- ACADIAN ASSET MANAGEMENT	DELHAIZE GROUP	NPV	27,778 00	25 4995	708,324 62	51 4379	1,428,841 34
RF- ACADIAN ASSET MANAGEMENT	MOBISTAR	NPV	800 00	15 5375	9,322 51	56 1301	33,678 06
RF-LAZARD ASSET MANAGEMENT	FORTIS	UNIT(FORTIS SA/NV NPV/0 42)	71,100 00	21 5344	1,531,093 25	20 1059	1,429,531 50
RF- ARTISAN PARTNERS	INTERBREW	NPV	49,100 00	27 9457	1,372,131 56	26 6902	1,310,487 75
RF- ARTISAN PARTNERS	FORTIS	UNIT(FORTIS SA/NV NPV/0 42)	102,100 00	18 7878	1,918,233 66	20 1438	2,056,678 79
BERMUDA							
RF- EMERGING MARKETS MGMT	YUE YUEN INDL HLDG	HKD0 25	115,500 00	1 4657	169,287 43	2 7500	317,620 35
RF- WHIPPOORWILL ASSOCIATES	VIATEL HOLDING BERMUDA LIMITED	COM	24,313 00	3 0000	72,938 97	2 2000	53,488 60
RF-SOUND SHORE ASSET MGMT	TYCO INTL LTD	NEW COM	103 000 00	13 7488	1,416,121 75	26 5000	2,729,500 00
RF-SOUND SHORE ASSET MGMT	WEATHERFORD INTL LTD	COMMON STOCK	22,500 00	38 0919	857,068 45	36 0000	810,000 00
RF-ALLIANCE CAPITAL MGMT	MARVELL TECHNOLOGY GROUP LTD	SHS	5 900 00	37 7273	222,591 20	37 9300	223,787 00
RF- CAPITAL GUARDIAN	LI + FUNG	HKD0 025	114,000 00	1 9927	227,167 38	1 7131	195,292 22
RF- CAPITAL GUARDIAN	HONG KONG LAND HLD	USD 0 10(SING QUOTE)	74,000 00	1 7844	132,045 64	1 7000	125,800 00
RF- INSTITUTIONAL CAPITAL	TYCO INTL LTD	NEW COM	76,250 00	19 0081	1,449,370 84	26 5000	2,020,625 00
RF- CAPITAL GUARDIAN II	LI + FUNG	HKD0 025	290,000 00	1 6463	477,416 24	1 7131	496 796 01
RF- CAPITAL GUARDIAN II	INGERSOLL RAND COMPANY LIMITED	CL A	6,200 00	49 8500	309,070 00	67 8800	420,856 00
RF- CAPITAL GUARDIAN II	WEATHERFORD INTL LTD	COMMON STOCK	7,500 00	49 8133	373,599 75	36 0000	270,000 00

THE ROCKEFELLER FOUNDATION
990 HOLDINGS
AS OF DECEMBER 31, 2003

STATEMENT 9

Investments-corporate stock

Fund Name	Security Name	Security Description	Shares/Par Value	Base Unit Cost	Base Total Cost	Base Price Amount	Base Market Value
RF - TROWE PRICE	APW LTD	WT EXP NEW	16 00	-	-	-	-
RF - ARTISAN MID CAP GROWTH	ACCENTURE LTD BERMUDA	SHS A	59,700 00	18 7013	1,116,467 37	26 3200	1,571,304 00
RF - ARTISAN MID CAP GROWTH	NABORS INDUSTRIES LTD	SHS	14,300 00	41 7158	596,536 64	41 5000	593,450 00
RF - ARTISAN MID CAP GROWTH	PLATINUM UNDERWRITERS HOLDINGS	SHS	19,400 00	27 3656	530,892 64	30 0000	582,000 00
RF - ARTISAN MID CAP GROWTH	WEATHERFORD INTL LTD	COMMON STOCK	22,100 00	42 9822	949,905 87	36 0000	795,600 00
RF - ARTISAN SMALL CAP	ARCH CAP GROUP LTD	COM	8,400 00	34 6759	291,277 58	39 8600	334,824 00
RF - ARTISAN SMALL CAP	IPC HOLDINGS LTD BERMUDA	SHS	8,700 00	35 1500	305,805 00	38 9400	338,778 00
RF - ARTISAN SMALL CAP	WHITE MOUNTAINS INS GROUP LTD	SHS	400 00	382 0000	152,800 00	459 9500	183,980 00
RF - BAILLIE GIFFORD	SINOLINK WORLDWIDE	HKD0 10	580,000 00	0 1109	64,293 79	0 1172	67,982 61
BRAZIL							
RF- EMERGING MARKETS MGMT	SIDER NACIONAL CIA	COM NPV	3,643,700 00	0 0099	35,945 49	0 0543	197,909 11
RF- EMERGING MARKETS MGMT	BRASIL TELECOM PAR	COM NPV	35,851,900 00	0 0059	209,801 06	0 0063	226 792 78
RF- EMERGING MARKETS MGMT	TELENORDESTE CELUL	COM NPV	46,676,835 00	0 0022	101,166 16	0 0011	49,022 81
RF- EMERGING MARKETS MGMT	CELULAR CRT PARTIC	COM BRLO 042	49,237 00	0 0803	3,955 07	0 1560	7,679 95
RF- EMERGING MARKETS MGMT	METALURGICA GERDAU	COM NPV	689 00	-	-	20 7972	13,913 34
RF- EMERGING MARKETS MGMT	ARACRUZ CELULOSE S A	SPONSORED ADR	4,800 00	24 8639	119,346 48	35 0400	168,192 00
RF- EMERGING MARKETS MGMT	BANCO BRADESCO S A	SPNRD ADR REPSTG PFD SHS NEW	6,900 00	21 3041	146,998 21	26 4100	182,229 00
RF- EMERGING MARKETS MGMT	BRASIL TELECOM PARTICIPACOES	SPONSORED ADR REPSTG PFD SHS	7,800 00	24 7837	193,312 73	37 8000	294,840 00
RF- EMERGING MARKETS MGMT	COMPANHIA BRASILEIRA DE DISTR	SPONSORED ADR REPSTG PFD	6,600 00	17 7470	117,130 05	25 1500	165,990 00
RF- EMERGING MARKETS MGMT	COMPANHIA DE BEBIDAS DAS AMERS	SPONSORED ADR REPSTG PFD SHD	18,300 00	23 3116	426,602 06	25 5100	466,833 00
RF- EMERGING MARKETS MGMT	EMBRAER EMPRESA BRASILEIRA DE	SPNSRD ADR REPSTG PFD SHS	2,400 00	17 3978	41,754 72	35 0300	84,072 00
RF- EMERGING MARKETS MGMT	PETROLEO BRASILEIRO SA PETRO	SPNSRD ADR REPSTG PFD SHS	11,900 00	18 1117	215,528 86	26 6600	317,254 00
RF- EMERGING MARKETS MGMT	PETROLEO BRASILEIRO SA	SPONSORED ADR	32,900 00	14 8438	488,361 97	29 2400	961,996 00
RF- EMERGING MARKETS MGMT	TELE NORDESTE CELULAR PARTICIP	SPONSORED ADR	1,600 00	16 0297	25,647 44	27 9400	44,704 00
RF- EMERGING MARKETS MGMT	UNIBANCO UNIAO DE BANCOS BRAS	GLOBAL DEPOSITORY RCPT REPSTG	5,300 00	19 7771	104,818 37	24 9500	132,235 00
RF - CAPITAL GUARDIAN	COMPANHIA VALE DO RIO DOCE	SPONSORED ADR	5,000 00	25 1913	125,956 40	58 5000	292,500 00
RF-LAZARD ASSET MANAGEMENT	COMPANHIA VALE DO RIO DOCE	SPONSORED ADR	22,400 00	25 5965	573,361 84	58 5000	1,310,400 00
RF-LAZARD ASSET MANAGEMENT	COMPANHIA DE BEBIDAS DAS AMERS	SPONSORED ADR REPSTG PFD SHD	28,300 00	21 0104	594,593 06	25 5100	721,933 00
RF - CAPITAL GUARDIAN II	COMPANHIA VALE DO RIO DOCE	SPONS ADR REPSTG 250 PFD SHS	8,000 00	28 4465	227,572 10	51 5100	412,080 00
RF - ARTISAN PARTNERS	BANCO BRADESCO S A	SPNRD ADR REPSTG PFD SHS NEW	200 00	25 2334	5,046 68	26 4100	5,282 00
RF - ARTISAN PARTNERS	PETROLEO BRASILEIRO SA	SPONSORED ADR	9,100 00	16 0701	146,237 83	29 2400	266,084 00
RF - ARTISAN PARTNERS	TELESP CELULAR PARTICIPACOES	SPONSORED ADR REPSTG PFD	77,800 00	3 3557	261,073 22	6 5800	511,924 00
RF - BAILLIE GIFFORD	BANCO ITAU S A	SPONSORED ADR REPSTG 500 PFD	3,600 00	42 1468	151,728 35	48 7700	175,572 00
RF - BAILLIE GIFFORD	COMPANHIA SIDERURGICA NATL	SPONSORED ADR REPSTG ORD SHS	2,400 00	42 4779	101,947 03	53 6000	128,640 00
RF - BAILLIE GIFFORD	COMPANHIA DE BEBIDAS DAS AMERS	SPONSORED ADR REPSTG PFD SHD	5 700 00	21 8375	124,473 83	25 5100	145,407 00
RF - BAILLIE GIFFORD	PETROLEO BRASILEIRO SA	SPONSORED ADR	11,900 00	23 9730	285,278 47	29 2400	347,956 00
RF - BAILLIE GIFFORD	TELE NORTE LESTE PARTICIPACOES	SPONSORED ADR REPSTG PFD	16,200 00	14 6899	237,977 05	15 4300	249,966 00
RF - BAILLIE GIFFORD	UNIBANCO UNIAO DE BANCOS BRAS	GLOBAL DEPOSITORY RCPT REPSTG	2,300 00	22 5309	51,820 98	24 9500	57,385 00
CANADA							
RF- EMERGING MARKETS MGMT	AUR RES INC	COM	44,800 00	2 8747	128,786 77	5 2234	234,010 45
RF- MERCATOR ASSET MANAGEMENT	ABITIBI CONSOLIDATED INC	COM	250,100 00	7 1306	1,783,351 79	8 0248	2,006,993 23
RF- MERCATOR ASSET MANAGEMENT	ALCAN INC	COM	54,000 00	35 3525	1,909,033 30	46 8717	2,531,073 71
RF- MERCATOR ASSET MANAGEMENT	BANK N S HALIFAX	COM	27,100 00	8 7777	237,874 85	50 9189	1,379,903 27
RF- ACADIAN ASSET MANAGEMENT	CANADIAN NATURAL RES LTD	COM	21,600 00	33 1916	716,938 33	50 5862	1,092,661 64
RF- ACADIAN ASSET MANAGEMENT	METRO INC	CL A SUB VTG	6,600 00	12 6885	83,744 31	16 9472	111,851 42
RF- ACADIAN ASSET MANAGEMENT	NEXFOR INC	COM	8,500 00	6 7356	57,252 51	8 3962	71,367 77
RF- ACADIAN ASSET MANAGEMENT	NEXEN INC	COM	12,000 00	28 2821	339,384 76	36 3088	435,705 17
RF - CAPITAL GUARDIAN	ABITIBI CONSOLIDATED INC	COM	20,300 00	7 1597	145,341 42	8 0248	162,902 69
RF - CAPITAL GUARDIAN	ALCAN INC	COM	2,700 00	32 9165	88,874 51	46 8717	126,553 69
RF - CAPITAL GUARDIAN	BCE INC	COM	3,400 00	16 3128	55,463 41	22 3641	76 037 92
RF - CAPITAL GUARDIAN	BOMBARDIER INC	CLASS B	61,700 00	2 7156	167,549 89	4 2329	261,171 60
RF - CAPITAL GUARDIAN	GREAT WEST LIFE CO INC	COM	2,000 00	32 4624	64,924 81	35 2099	70,419 81
RF - CAPITAL GUARDIAN	INCO LTD	COM	3,300 00	23 3592	77,085 38	39 9690	131,897 85
RF - CAPITAL GUARDIAN	NATIONAL BK CDA MONTREAL QUE	COM	2,800 00	31 6582	88,642 85	33 3836	93,474 17
RF - CAPITAL GUARDIAN	SUNCOR ENERGY INC	COM NPV	6,500 00	7 6593	49,785 48	25 1499	163,474 56
RF - CAPITAL GUARDIAN	TELUS CORP	NON VTG SHS	11,300 00	6 5426	73,930 95	18 7270	211,615 40
RF - CAPITAL GUARDIAN	THOMSON CORP	COM	14,200 00	26 5875	377,542 63	36 4326	517,342 62
RF - INSTITUTIONAL CAPITAL	ALCAN INC	COM	34,150 00	40 7016	1,389,959 77	46 9500	1,603,342 50
RF - CAPITAL GUARDIAN II	ABITIBI CONSOLIDATED INC	COM	62,600 00	6 9637	435,925 15	8 0248	502,350 16
RF - CAPITAL GUARDIAN II	ALCAN INC	COM	6,000 00	32 6226	195,735 84	46 8717	281,230 41
RF - CAPITAL GUARDIAN II	BOMBARDIER INC	CLASS B	208,031 00	2 6155	544,109 39	4 2329	880,580 05
RF - CAPITAL GUARDIAN II	FAIRFAX FINL HLDGS LTD	SUB VTG	1,900 00	147 1928	279,666 31	174 9739	332,450 38
RF - CAPITAL GUARDIAN II	GREAT WEST LIFE CO INC	COM	8,200 00	32 5045	266,536 99	35 2099	288,721 22
RF - CAPITAL GUARDIAN II	INCO LTD	COM	12,600 00	23 3540	294,260 95	39 9690	503,609 98
RF - CAPITAL GUARDIAN II	INVESTORS GROUP INC	COM	15,300 00	19 9731	305,588 99	24 0279	367,626 23

THE ROCKEFELLER FOUNDATION
990 HOLDINGS
AS OF DECEMBER 31, 2003

STATEMENT 9

Investments-corporate stock

Fund Name	Security Name	Security Description	Shares/Par Value	Base Unit Cost	Base Total Cost	Base Price Amount	Base Market Value
RF - CAPITAL GUARDIAN II	MANULIFE FINL CORP	COM	5,300 00	31 6433	167,709 45	32 3854	171,642 48
RF - CAPITAL GUARDIAN II	TELUS CORP	NON VTG SHS	14,000 00	6 3901	89,461 61	18 7270	262,178 37
RF - CAPITAL GUARDIAN II	THOMSON CORP	COM	15,300 00	30 1402	461,145 72	36 4326	557,418 46
RF - CAPITAL GUARDIAN II	THOMSON CORP	COM	15,200 00	30 2949	460,482 37	36 2500	551,000 00
RF - ARTISAN PARTNERS	CANWEST GLOBAL COMMUNICATIONS	SUB VTG SH	37,200 00	4 9705	184,900 88	10 7177	398,699 94
RF - ARTISAN PARTNERS	CORUS ENTERTAINMENT INC	COM CL B NON VTG	28 000 00	17 8145	498,804 72	21 2807	595,859 93
RF - ARTISAN PARTNERS	ENCANA CORP	COM	36,500 00	31 9541	1,166,323 68	39 4660	1,440,510 74
RF-KG REDDING	BOARDWALK EQUITIES INC	COM	87,000 00	11 2835	981,663 28	13 8300	1,203,210 00
RF - ARTISAN MID CAP GROWTH	COGNOS INC	COM	29,300 00	28 4314	833,041 02	30 6200	897 166 00
RF - ARTISAN MID CAP GROWTH	NORTEL NETWORKS CORP	COM	251,200 00	3 5100	881,708 31	4 2300	1,062,576 00
RF - ARTISAN SMALL CAP	HUB INTL LTD	COM	7,900 00	15 3831	121,526 14	16 7600	132,404 00
CAYMAN ISLANDS							
RF- EMERGING MARKETS MGMT	BATAVIA INVESTMENT FUND	RED SHS US 0 01	100,000 00	1 0300	103,000 00	0 0280	2,800 00
RF- EMERGING MARKETS MGMT	SIAM INVESTMENT FD	SIAM INVESTMENT NAV	18,200 00	4 3997	80,075 00	13 1300	238,966 00
RF - INSTITUTIONAL CAPITAL	NOBLE CORPORATION	SHS	34,850 00	34 4161	1,199,400 32	35 7800	1,246,933 00
RF - CAPITAL GUARDIAN II	XL CAPITAL LTD	SHS A	9,800 00	93 9672	920,878 56	77 5500	759,990 00
RF - ARTISAN MID CAP GROWTH	SEAGATE TECHNOLOGY	SHS	63,100 00	18 8501	1,189,440 22	18 9000	1,192,590 00
RF - ARTISAN SMALL CAP	SCOTTISH RE GROUP LTD	SHS	14,100 00	21 3300	300,753 00	20 7800	292,998 00
CHILE							
RF- EMERGING MARKETS MGMT	ENERSIS SA	NPV	788,644 00	0 1059	83,498 22	0 1451	114,460 19
RF- EMERGING MARKETS MGMT	COMERCIAL SIGLOXXI	COM NPV	26,694 00	0 9599	25,624 46	1 1307	30,182 17
RF- EMERGING MARKETS MGMT	CORPBANCA	COM NPV	20,606,800 00	0 0042	86,229 78	0 0052	107,807 07
RF- EMERGING MARKETS MGMT	COMPANIA DE TELECOM DE CHILE	SPONSORED ADR	12,400 00	13 1671	163,271 48	14 9500	185,380 00
RF- EMERGING MARKETS MGMT	CORPBANCA	SPONSORED ADR REPSTG COM 144A	4,200 00	21 8601	91,812 42	26 1580	109,863 60
RF- EMERGING MARKETS MGMT	CRISTALERIAS DE CHILE S A	SPONSORED ADR	12,100 00	14 1052	170,672 42	28 2900	342,309 00
RF- EMERGING MARKETS MGMT	LAN CHILE S A	SPONSORED ADR	2,900 00	5 7100	16,559 00	17 5000	50,750 00
RF - BAILLIE GIFFORD	BANCO SANTANDER CHILE NEW	SPONSORED ADR REPSTG COM	194 00	24 0702	4,669 62	23 7800	4,613 32
CHINA							
RF- EMERGING MARKETS MGMT	SINOPEC S/PETROCHE	ORD H CNY1	370,000 00	0 2802	103,665 10	0 4444	164,417 97
RF- EMERGING MARKETS MGMT	CHINA LIFE INS CO LTD	SPONSORED ADR REPSTG H SHS	3,400 00	18 6800	63,512 00	32 9700	112 098 00
RF- ACADIAN ASSET MANAGEMENT	CHINA TELECOM CORP	H CNY1	462,647 00	0 3491	161,517 02	0 4122	190,690 12
RF - ARTISAN PARTNERS	CHINA LIFE INS CO LTD	SPONSORED ADR REPSTG H SHS	1,500 00	18 6800	28,020 00	32 9700	49,455 00
RF - BAILLIE GIFFORD	PETROCHINA CO	HKD0 10 H SHS	620,000 00	0 3675	227,840 18	0 5732	355,396 51
RF - BAILLIE GIFFORD	ALUMINIUM CORP CHN	H CNY1	120,000 00	0 5220	62,639 50	0 7599	91,193 04
RF - BAILLIE GIFFORD	SINOTRANS LIMITED	H SHARES CNY1	190,000 00	0 5147	97,802 30	0 4508	85,654 48
RF - BAILLIE GIFFORD	ZHEJIANG EXPRESSWA	H CNY1	154,000 00	0 6445	99,253 46	0 7020	108,104 98
COLUMBIA							
RF- EMERGING MARKETS MGMT	BANCOLOMBIA SA	COP500	27,000 00	0 6148	16,598 85	1 4570	39,338 78
RF- EMERGING MARKETS MGMT	CEMENTOS ARGOS	COP250	31,782 00	3 4020	108,122 40	4 6768	148,636 90
RF- EMERGING MARKETS MGMT	INVERSIONES NACIONAL DE CHOC	COM STK NPV	13,291 00	3 6196	48,107 99	5 9719	79,372 09
RF- EMERGING MARKETS MGMT	SURAMERICANA INVER	COP187 50	205,578 00	3 1422	645,958 53	1 5459	317,792 81
RF- EMERGING MARKETS MGMT	EMPRESA DE TELECOM DE BOGOTA		219,300 00	0 2318	50,835 95	0 2241	49,150 59
RF- EMERGING MARKETS MGMT	BANCOLOMBIA S A	SPONSORED ADR REPSTG 4 PREF	18,800 00	2 0200	37,976 00	5 3400	100,392 00
RF- ACADIAN ASSET MANAGEMENT	ALMACENES EXITO	COP10	81,907 00	1 4261	116,804 34	1 2232	100,184 84
RF- ACADIAN ASSET MANAGEMENT	BCO DE BOGOTA	COP10	134,000 00	2 2794	305,436 60	3 0957	414,818 15
RF- ACADIAN ASSET MANAGEMENT	BAVARIA	COP 2 50	45,842 00	3 7578	172,266 93	4 6696	214,062 37
CZECH REPUBLIC							
RF- EMERGING MARKETS MGMT	KOMERCNI BANKA	ORD CZK500	3,690 00	22 4091	82,689 73	94 1704	347,488 89
RF- EMERGING MARKETS MGMT	CESKY TELECOM	CZK100	30,752 00	12 0496	370,549 29	11 3449	348,876 81
RF - ARTISAN PARTNERS	CESKY TELECOM	CZK100	36,200 00	9 6288	348,562 22	11 3449	410,683 55
DENMARK							
RF- ACADIAN ASSET MANAGEMENT	GN STORE NORD	DKK4	37,570 00	4 2205	158,562 85	6 4881	243,756 47
RF- ACADIAN ASSET MANAGEMENT	TOPDANMARK AS	DKK10(REGD)	2,800 00	37 5964	105,269 78	53 5307	149,886 08
RF - CAPITAL GUARDIAN	TDC A/S	DKK5	800 00	32 1141	25,691 24	36 0824	28,865 94
RF - CAPITAL GUARDIAN	NOVO NORDISK AS	DKK2 SER B	3,100 00	34 9095	108,219 50	40 7410	126,296 98
RF-LAZARD ASSET MANAGEMENT	NOVO NORDISK AS	DKK2 SER B	11,600 00	26 9756	312,917 19	40 7410	472,595 14
RF - CAPITAL GUARDIAN II	NOVO NORDISK AS	DKK2 SER B	18,700 00	33 2557	621,881 60	40 7410	761,855 96
RF - CAPITAL GUARDIAN II	H LUNDBECK A S	DKK5	3,700 00	19 0613	70,526 95	16 6013	61,424 83
RF - ARTISAN PARTNERS	A P MOLLER MAERSK	SER B DKK1000	37 00	6,281 5386	232,416 93	7,216 4861	267,009 99
RF - ARTISAN PARTNERS	NOVO NORDISK AS	DKK2 SER B	14,800 00	30 4812	451,122 28	40 7410	602,966 21

THE ROCKEFELLER FOUNDATION
990 HOLDINGS
AS OF DECEMBER 31, 2003

STATEMENT 9

Investments-corporate stock

Fund Name	Security Name	Security Description	Shares/Par Value	Base Unit Cost	Base Total Cost	Base Price Amount	Base Market Value
RF- ACADIAN ASSET MANAGEMENT	EGYPT COMMERCIAL INTL BK	EGP10	28,800 00	2 9233	84,190 30	3 5685	102,773 72
RF- EMERGING MARKETS MGMT	ESTONIA HANSABANK	EEK10	9,123 00	-	-	26 9929	246,256 25
RF- MERCATOR ASSET MANAGEMENT	FINLAND STORA ENSO OYJ	NPV SER R	157,100 00	10 7206	1,684,200 41	13 4712	2,116,329 32
RF- ACADIAN ASSET MANAGEMENT	ELISA CORPORATION	SER A EURO 5	19,500 00	9 8704	192,472 29	13 3703	260,721 16
RF- ACADIAN ASSET MANAGEMENT	PERLOS CORP	EUR 0 6	4,600 00	6 9648	32,037 96	7 9843	36,728 01
RF- ACADIAN ASSET MANAGEMENT	NOKIA (AB) OY	EURO 06	1,850 00	18 0568	33,405 02	17 2931	31,992 27
RF- ACADIAN ASSET MANAGEMENT	POHJOLA YHTYMA OYJ	SER D NPV	3,200 00	25 0788	80,252 03	26 7406	85 570 02
RF-SOUND SHORE ASSET MGMT	NOKIA CORP	SPONSORED ADR	139,500 00	15 3283	2,138,293 80	17 0000	2,371,500 00
RF-ALLIANCE CAPITAL MGMT	NOKIA CORP	SPONSORED ADR	44,200 00	16 5925	733,388 20	17 0000	751,400 00
RF - CAPITAL GUARDIAN	UPM KYMMENE OY	NPV	8,000 00	17 8545	142,836 00	19 0716	152,572 97
RF - CAPITAL GUARDIAN	NOKIA (AB) OY	EURO 06	23,100 00	15 6489	361,488 89	17 2931	399,470 99
RF-LAZARD ASSET MANAGEMENT	NOKIA (AB) OY	EURO 06	153,900 00	13 5876	2,091,126 58	17 2931	2,661,410 62
RF - CAPITAL GUARDIAN II	UPM KYMMENE OY	NPV	13,300 00	17 4808	232,494 01	19 0716	253,652 56
RF - CAPITAL GUARDIAN II	NOKIA (AB) OY	EURO 06	35,100 00	12 4121	435,665 93	17 2931	606,988 39
RF- MERCATOR ASSET MANAGEMENT	FRANCE VALEO	EUR3	40,100 00	49 3274	1,978,027 85	40 0479	1,605,920 02
RF- MERCATOR ASSET MANAGEMENT	CARREFOUR	EUR2 50	31,170 00	43 0911	1,343,149 48	54 8940	1,711,045 27
RF- MERCATOR ASSET MANAGEMENT	ACCOR	EUR3	51,600 00	31 2275	1,611,339 43	45 2825	2,336,576 27
RF- MERCATOR ASSET MANAGEMENT	AXA	EUR2 29	45,400 00	19 0539	865,047 62	21 4051	971,792 42
RF- ACADIAN ASSET MANAGEMENT	BOUYGUES	EUR1	7,250 00	30 6392	222,134 07	34 9646	253,493 63
RF- ACADIAN ASSET MANAGEMENT	ASS GEN DE FRANCE	NPV(BR)	3,700 00	41 1746	152,346 00	54 3138	200,960 90
RF- ACADIAN ASSET MANAGEMENT	BONGRAIN SA	EUR1	7,825 00	39 5271	309,299 87	54 4525	426,090 85
RF- ACADIAN ASSET MANAGEMENT	AVENTIS SA	EUR3 82	2,200 00	55 9148	123,012 58	66 0948	145,408 49
RF- ACADIAN ASSET MANAGEMENT	TOTAL SA	EUR10 SERIE B	350 00	152 7382	53,458 36	185 9231	65,073 08
RF- ACADIAN ASSET MANAGEMENT	SOC AIR FRANCE	FRF54	45,950 00	16 0486	737,433 22	15 3254	704,202 57
RF- ACADIAN ASSET MANAGEMENT	FRANCE TELECOM	EUR4	23,400 00	25 0517	586,210 24	28 5822	668,823 58
RF- ACADIAN ASSET MANAGEMENT	CNP ASSURANCES	EUR4	11,050 00	32 2383	356,233 37	52 0686	575,357 50
RF- ACADIAN ASSET MANAGEMENT	ALCATEL	EUR2	3,550 00	13 0050	46,167 76	12 8784	45,718 28
RF- ACADIAN ASSET MANAGEMENT	ESSILOR INTL	EUR0 35	4,900 00	43 7170	214,213 33	51 7154	253,405 33
RF- ACADIAN ASSET MANAGEMENT	BNP PARIBAS	EUR2	11,250 00	44 2238	497,518 17	62 9666	708,374 48
RF - CAPITAL GUARDIAN	BOUYGUES	EUR1	15,500 00	33 4770	518,893 63	34 9646	541,951 89
RF - CAPITAL GUARDIAN	AIR LIQUIDE(L)	EUR11	1,662 00	128 2436	213,140 89	176 5891	293,491 05
RF - CAPITAL GUARDIAN	LOREAL	EUR0 2	1,900 00	65 0933	123,677 31	81 9878	155,776 80
RF - CAPITAL GUARDIAN	RENAULT (REGIE NATIONALE)	EUR3 81	5,900 00	46 9152	276,799 92	68 9959	407,075 67
RF - CAPITAL GUARDIAN	SCHNEIDER ELECTRIC	EUR8	3,300 00	40 3002	132,990 68	65 4641	216,031 51
RF - CAPITAL GUARDIAN	VIVENDI UNIVERSAL	EUR5 5	19,100 00	24 3325	464,750 64	24 3062	464,248 91
RF - CAPITAL GUARDIAN	FRANCE TELECOM	EUR4	8,600 00	21 1765	182,117 78	28 5822	245,806 96
RF - CAPITAL GUARDIAN	CARREFOUR	EUR2 50	1,600 00	42 6137	68,181 94	54 8940	87,830 36
RF - CAPITAL GUARDIAN	SANOFI SYNTHELABO	EUR2	19,680 00	58 0746	1,142,908 53	75 3026	1,481,955 75
RF - CAPITAL GUARDIAN	ACCOR	EUR3	4,200 00	40 7512	171,154 94	45 2825	190,186 44
RF - CAPITAL GUARDIAN	SOC GENERALE	EUR1 25	1,300 00	69 5810	90,455 36	88 2945	114,782 90
RF - CAPITAL GUARDIAN	DANONE	EUR1	1,800 00	114 8719	206,769 50	163 2188	293,793 78
RF - CAPITAL GUARDIAN	ESSILOR INTL	EUR0 35	2,700 00	39 8059	107,475 83	51 7154	139,631 51
RF - CAPITAL GUARDIAN	BNP PARIBAS	EUR2	12,400 00	42 0544	521,475 02	62 9666	780,786 10
RF-LAZARD ASSET MANAGEMENT	LAGARDERE S C A	EUR6 10(REGD)	16,600 00	50 0964	831,599 53	57 7320	958,351 47
RF-LAZARD ASSET MANAGEMENT	AVENTIS SA	EUR3 82	21,800 00	59 0938	1,288,245 80	66 0948	1,440,865 99
RF-LAZARD ASSET MANAGEMENT	SCHNEIDER ELECTRIC	EUR8	11,600 00	46 7523	542,327 01	65 4641	759,383 50
RF-LAZARD ASSET MANAGEMENT	TOTAL SA	EUR10 SERIE B	16,822 00	109 1502	1,836,124 90	185 9231	3,127,597 97
RF-LAZARD ASSET MANAGEMENT	CARREFOUR	EUR2 50	10,000 00	51 8607	518,607 20	54 8940	548,939 77
RF-LAZARD ASSET MANAGEMENT	CREDIT AGRICOLE SA	EUR3	65,408 00	19 6059	1,282,383 51	23 8774	1,561,770 78
RF-LAZARD ASSET MANAGEMENT	BNP PARIBAS	EUR2	22,400 00	40 9457	917,184 35	62 9666	1,410,452 31
RF - INSTITUTIONAL CAPITAL	AVENTIS	SPONSORED ADR	41 900 00	51 3781	2,152,740 68	66 2600	2,776,294 00
RF - CAPITAL GUARDIAN II	BOUYGUES	EUR1	25,700 00	30 1858	775,776 01	34 9646	898,591 20
RF - CAPITAL GUARDIAN II	AIR LIQUIDE(L)	EUR11	3,037 00	137 6260	417,970 21	176 5891	536,301 04
RF - CAPITAL GUARDIAN II	LOREAL	EUR0 2	4,000 00	64 0238	256,095 03	81 9878	327,951 15
RF - CAPITAL GUARDIAN II	RENAULT (REGIE NATIONALE)	EUR3 81	9,400 00	48 0992	452,132 90	68 9959	648,561 24
RF - CAPITAL GUARDIAN II	SCHNEIDER ELECTRIC	EUR8	4,300 00	45 4422	195,401 60	65 4641	281,495 61
RF - CAPITAL GUARDIAN II	VIVENDI UNIVERSAL	EUR5 5	30,400 00	17 6489	536,525 28	24 3062	738,909 26
RF - CAPITAL GUARDIAN II	FRANCE TELECOM	EUR4	19,100 00	21 3967	408,677 74	28 5822	545,920 10
RF - CAPITAL GUARDIAN II	CARREFOUR	EUR2 50	9,800 00	48 0625	471,012 81	54 8940	537,960 98
RF - CAPITAL GUARDIAN II	SANOFI SYNTHELABO	EUR2	46,900 00	62 1322	2,914 001 82	75 3026	3,531,693 33

Prepared by SSC 8/31/2004

THE ROCKEFELLER FOUNDATION
990 HOLDINGS
AS OF DECEMBER 31, 2003

STATEMENT 9

Investments-corporate stock

Fund Name	Security Name	Security Description	Shares/Par Value	Base Unit Cost	Base Total Cost	Base Price Amount	Base Market Value
RF - CAPITAL GUARDIAN II	DANONE	EUR1	2,500 00	123 8788	309,697 02	163 2188	408,046 91
RF - CAPITAL GUARDIAN II	ESSILOR INTL	EURO 35	11,100 00	39 2632	435,821 35	51 7154	574,040 65
RF - CAPITAL GUARDIAN II	BNP PARIBAS	EUR2	19,400 00	41 0134	795,659 08	62 9666	1,221,552 45
RF - ARTISAN PARTNERS	TOTAL SA	EUR10 SERIE B	1,800 00	162 0537	291,696 72	185 9231	334,661 54
RF - ARTISAN PARTNERS	RHODIA	EUR1 0	65,200 00	8 6251	562,356 24	4 4778	291,952 20
RF - ARTISAN PARTNERS	CARREFOUR	EUR2 50	24,520 00	44 7012	1,096,072 77	54 8940	1,346,000 32
RF - ARTISAN PARTNERS	SANOFI SYNTHELABO	EUR2	16,200 00	60 5235	980,480 65	75 3026	1,219,902 60
RF - ARTISAN PARTNERS	METROPOLE TV (M6)	EUR0 4	10,800 00	29 6497	320,216 24	32 8203	354,459 69
RF - ARTISAN PARTNERS	JC DECAUX SA	NPV	70,000 00	10 6831	747,817 13	16 3471	1,144,297 24
RF - ARTISAN PARTNERS	CREDIT AGRICOLE SA	EUR3	6,200 00	23 3868	144,998 03	23 8774	148,039 67
SOUTHEASTERN ASSET MGMT	VIVENDI UNIVERSAL	SPONSORED ADR NEW	303,000 00	13 7860	4,177,155 80	24 2800	7,356,840 00
RF - MERCATOR ASSET MANAGEMENT	GERMANY	DEM5	15,800 00	70 1359	1,108,146 66	113 9000	1,799,619 32
RF - MERCATOR ASSET MANAGEMENT	ADIDAS SALOMON AG	ORD NPV	63,500 00	19 8240	1,258,825 49	37 9288	2,408,479 56
RF - MERCATOR ASSET MANAGEMENT	CONTINENTAL AG	ORD NPV	65,200 00	21 8276	1,423,157 31	44 0842	2,874,290 02
RF - MERCATOR ASSET MANAGEMENT	METRO AG	ORD NPV(REGD)	52,300 00	44 4561	2,325,052 77	46 6700	2,440,839 50
RF - MERCATOR ASSET MANAGEMENT	DAIMLERCHRYSLER AG	NPV (REGD)	18,500 00	58 4886	1,082,038 31	80 0958	1,481,771 59
RF - MERCATOR ASSET MANAGEMENT	SIEMENS AG NPV (REGD)	ORD NPV	2,900 00	25 4186	73,713 89	37 9288	109,993 55
RF - ACADIAN ASSET MANAGEMENT	CONTINENTAL AG	NPV	3,354 00	144 7159	485,377 03	167 9488	563,300 37
RF - ACADIAN ASSET MANAGEMENT	SAP AG	NPV	23,678 00	46 2212	1,094,424 74	65 2623	1,545,280 24
RF - ACADIAN ASSET MANAGEMENT	E ON AG	NPV	850 00	24 9299	21,190 41	176 5891	150,100 72
RF - ACADIAN ASSET MANAGEMENT	PUMA AG	NPV(REGD)	35,650 00	14 8048	527,791 82	18 3022	652,473 32
RF - ACADIAN ASSET MANAGEMENT	DEUTSCHE TELEKOM	NPV	1,600 00	117 3445	187,751 20	167 9488	268,718 13
RF - CAPITAL GUARDIAN	SAP AG	ORD NPV	2,300 00	40 4459	93,025 61	44 0842	101,393 67
RF - CAPITAL GUARDIAN	METRO AG	NPV(REGD)(VINKULIERT)	2,500 00	107 8301	269,575 31	126 2360	315,589 91
RF - CAPITAL GUARDIAN	ALLIANZ AG	NPV(REGD)	1,600 00	138 6040	221,766 39	121 2410	193,985 63
RF - CAPITAL GUARDIAN	MUENCHENER RUCKVERS AG	ORD NPV(REGD)	7,700 00	34 6854	267,077 70	46 6700	359,358 78
RF - CAPITAL GUARDIAN	DAIMLERCHRYSLER AG	NPV	5,900 00	14 8562	87,651 58	19 7654	116,615 65
RF - CAPITAL GUARDIAN	THYSSENKRUPP AG	NPV	3,300 00	28 9167	95,424 97	20 8501	68,805 41
RF - CAPITAL GUARDIAN	TUI AG	NPV (REGD)	6,500 00	52 9162	343,955 23	80 0958	520,622 45
RF - CAPITAL GUARDIAN	SIEMENS AG NPV (REGD)	ORD NPV (REGD)	3,600 00	60 9604	219,457 59	82 8707	298,334 64
RF - CAPITAL GUARDIAN	DEUTSCHE BANK AG	EUR1	3,200 00	36 4819	116,742 18	46 3546	148,334 83
RF - CAPITAL GUARDIAN	BAYERISCHE MOTOREN WERKE AG	ORD NPV	8,000 00	14 9660	119,727 65	13 9001	111,200 67
RF - CAPITAL GUARDIAN	INFINEON TECHNOLOGIES AG	SPONSORED ADR	400 00	22 0680	8,827 20	41 5600	16,624 00
RF - LAZARD ASSET MANAGEMENT	SAP AKTIENGESellschaft	NPV(REGD)	4,000 00	116 5795	466,318 12	121 2410	484,964 07
RF - LAZARD ASSET MANAGEMENT	MUENCHENER RUCKVERS AG	NPV (REGD)	12,800 00	55 3936	709,037 61	80 0958	1,025,225 75
RF - LAZARD ASSET MANAGEMENT	SIEMENS AG NPV (REGD)	EUR1	13,600 00	41 0041	557,655 61	46 3546	630,423 02
RF - LAZARD ASSET MANAGEMENT	BAYERISCHE MOTOREN WERKE AG	NPV(REGD)	104,200 00	14 3835	1,488,764 56	18 3022	1,907,088 92
RF - CAPITAL GUARDIAN II	DEUTSCHE TELEKOM	NPV	2,700 00	101 5442	274,169 26	167 9488	453,461 84
RF - CAPITAL GUARDIAN II	SAP AG	ORD NPV(REGD)	6,200 00	45 2016	280,249 61	46 6700	289,353 82
RF - CAPITAL GUARDIAN II	DAIMLERCHRYSLER AG	NPV (REGD)	7,500 00	50 9475	382,106 27	80 0958	600,718 21
RF - CAPITAL GUARDIAN II	SIEMENS AG NPV (REGD)	EUR1	7,000 00	38 4631	269,241 60	46 3546	324,482 44
RF - CAPITAL GUARDIAN II	BAYERISCHE MOTOREN WERKE AG	ORD NPV	21,600 00	14 3527	310,018 14	13 9001	300,241 80
RF - CAPITAL GUARDIAN II	INFINEON TECHNOLOGIES AG	NPV	1,335 00	52 3997	69,953 65	54 6795	72,997 20
RF - CAPITAL GUARDIAN II	DEUTSCHE BOERSE AG	SPONSORED ADR	13,000 00	23 5284	305,869 73	41 5600	540,280 00
RF - ARTISAN PARTNERS	SAP AKTIENGESellschaft	NPV(REGD)(VINKULIERT)	28,355 00	114 6149	3,249,905 39	126 2360	3,579,420 81
RF - ARTISAN PARTNERS	ALLIANZ AG	NPV(REGD)	22,675 00	149 3730	3,387,031 96	121 2410	2,749,140 07
RF - ARTISAN PARTNERS	MUENCHENER RUCKVERS AG	ORD NPV(REGD)	5,000 00	45 8847	229,423 32	46 6700	233,349 86
RF - ARTISAN PARTNERS	DAIMLERCHRYSLER AG	NPV	24,400 00	47 6444	1,162,524 03	53 8597	1,314,175 94
RF - ARTISAN PARTNERS	LINDE AG	NPV(REGD)	85,500 00	15 1368	1,294,198 94	18 3022	1,564,837 83
RF - ARTISAN PARTNERS	DEUTSCHE TELEKOM	NPV	20,400 00	41 7797	852,306 33	54 6795	1,115,462 77
RF - ARTISAN PARTNERS	DEUTSCHE BOERSE AG	NPV	5,283 00	19 5400	103,229 72	24 9621	131,874 92
RF - ACADIAN ASSET MANAGEMENT	GREECE						
	TECHNIKI OLYMPIAKI	EUR1	34,400 00	2 5772	88,656 04	5 3734	184,843 36
RF - EMERGING MARKETS MGMT	HONG KONG						
RF - EMERGING MARKETS MGMT	ASM PACIFIC TECH	HKD0 10	115,500 00	2 2326	257,864 39	4 3793	505,812 27
RF - EMERGING MARKETS MGMT	UTD PACIFIC IND	HKD0 10	522,000 00	0 1953	101,922 76	0 0316	16,472 71
RF - EMERGING MARKETS MGMT	CHINA MOBILE (HK)	HKD0 10	260,000 00	2 6717	694,635 38	3 0720	798,711 96
RF - EMERGING MARKETS MGMT	JOHNSON ELEC HLDGS	HKD0 0125	56,000 00	1 2455	69,747 75	1 2752	71,408 79
RF - EMERGING MARKETS MGMT	GIORDANO INTL LTD	HKD0 05	176,000 00	0 2801	49,304 50	0 4637	81,610 05
RF - EMERGING MARKETS MGMT	CHINA PETROLIUM + CHEMICAL	H SHS	1,476,000 00	0 2652	391,494 41	0 4476	660,647 24
RF - EMERGING MARKETS MGMT	FOUNTAIN SET HLDGS	HKD0 20	158,000 00	0 7772	122,790 71	0 6827	107,860 25
RF - EMERGING MARKETS MGMT	BYD CO	H SHS CNY1	146,500 00	1 8243	267,259 19	2 6340	385,886 33
RF - EMERGING MARKETS MGMT	KWANG SUNG ELECTRONICS	COM HKD0 1	172,000 00	0 1780	30,617 13	0 1713	29,465 14

THE ROCKEFELLER FOUNDATION
990 HOLDINGS
AS OF DECEMBER 31, 2003

STATEMENT 9

Investments-corporate stock

Fund Name	Security Name	Security Description	Shares/Par Value	Base Unit Cost	Base Total Cost	Base Price Amount	Base Market Value
RF- MERCATOR ASSET MANAGEMENT	HENDERSON LAND DEV	HKD2	423,000 00	4 2118	1,781,607 70	4 4180	1,868,800 52
RF- MERCATOR ASSET MANAGEMENT	SWIRE PACIFIC	A HKD0 60	257,700 00	5 1476	1,326,534 93	6 1697	1,589 931 41
RF- ACADIAN ASSET MANAGEMENT	CHINA MOBILE (HK)	HKD0 10	223,800 00	2 7542	616,392 26	3 0720	687,506 68
RF- ACADIAN ASSET MANAGEMENT	BRILLIANCE CHINA	USD0 01	33 00	0 1894	6 25	0 5506	18 17
RF- ACADIAN ASSET MANAGEMENT	CHINA PETROLIUM + CHEMICAL	H SHS	5,497,800 00	0 1930	1 060,991 03	0 4476	2,460,776 69
RF- ACADIAN ASSET MANAGEMENT	ORIENT O/SEAS INTL	USD0 10	115 988 00	2 1571	250,201 64	3 0720	356,311 55
RF- ACADIAN ASSET MANAGEMENT	SMARTONE TELECOM	HKD0 10	149,000 00	1 1360	169,257 39	1 0240	152,574 46
RF - CAPITAL GUARDIAN	HANG LUNG PROP	HKD1	72,000 00	1 0095	72,682 10	1 2816	92,275 00
RF - CAPITAL GUARDIAN	CHINA MOBILE (HK)	HKD0 10	31,000 00	4 5022	139,567 97	3 0720	95,231 04
RF - CAPITAL GUARDIAN	CHEUNG KONG(HLDGS)	HKD0 50	20,000 00	7 5402	150,803 86	7 9536	159,072 61
RF - CAPITAL GUARDIAN	JOHNSON ELEC HLDGS	HKD0 0125	121,500 00	0 9443	114,726 81	1 2752	154,931 57
RF - CAPITAL GUARDIAN	HANG SENG BANK	HKD5	8 600 00	11 1546	95,929 50	13 1380	112,986 64
RF - CAPITAL GUARDIAN	HUTCHISON WHAMPOA	HKD0 25	13,000 00	7 3245	95,217 90	7 3740	95,862 18
RF - CAPITAL GUARDIAN	SUN HUNG KAI PROPS	HKD0 50	10 000 00	6 8380	68,380 02	8 2756	82,756 40
RF - CAPITAL GUARDIAN	SWIRE PACIFIC	A HKD0 60	17,000 00	4 6404	78,887 12	6 1697	104,884 88
RF-LAZARD ASSET MANAGEMENT	CHINA MOBILE HONG KONG LTD	SPONSORED ADR	49,700 00	18 3793	913,453 22	15 5300	771,841 00
RF-LAZARD ASSET MANAGEMENT	CLP HOLDINGS	HKD5	170,500 00	4 0910	697,509 19	4 7657	812,558 36
RF-LAZARD ASSET MANAGEMENT	HONGKONG+CHINA GAS	HKD0 25	311,000 00	1 3343	414,952 40	1 5263	474,686 85
RF - CAPITAL GUARDIAN II	HANG LUNG PROP	HKD1	251,000 00	1 1188	280,806 71	1 2816	321,680 89
RF - CAPITAL GUARDIAN II	JOHNSON ELEC HLDGS	HKD0 0125	396,000 00	1 5130	599,142 45	1 2752	504,962 16
RF - CAPITAL GUARDIAN II	SUN HUNG KAI PROPS	HKD0 50	69,000 00	8 3664	577,278 49	8 2756	571,019 16
RF - CAPITAL GUARDIAN II	SWIRE PACIFIC	A HKD0 60	1,000 00	5 9878	5,987 83	6 1697	6,169 70
RF - ARTISAN PARTNERS	CHINA MOBILE (HK)	HKD0 10	37,700 00	3 0800	116,114 13	3 0720	115,813 23
RF - ARTISAN PARTNERS	CNOOC LTD	HKD0 10	250,200 00	1 8400	460,373 88	1 9578	489,845 76
RF - ARTISAN PARTNERS	CITIC PACIFIC LTD	HKD0 40	119,200 00	2 3164	276,117 00	2 5503	303,997 42
RF - ARTISAN PARTNERS	JOHNSON ELEC HLDGS	HKD0 0125	9,000 00	1 3373	12,035 52	1 2752	11,476 41
RF - ARTISAN PARTNERS	HONGKONG+CHINA GAS	HKD0 25	145,100 00	1 3749	199,491 39	1 5263	221,469 65
RF - BAILLIE GIFFORD	CNOOC LTD	HKD0 10	103,000 00	2 0366	209,769 28	1 9578	201,655 13
RF - BAILLIE GIFFORD	TOM COM	HKD0 10	300,000 00	0 3249	97,480 01	0 3091	92,738 69
RF- EMERGING MARKETS MGMT	HUNGARY						
RF- EMERGING MARKETS MGMT	MOL HUNGARIAN OIL	HUF1000(REGD)	6,937 00	14 2098	98,573 39	30 4460	211,203 61
RF - ARTISAN PARTNERS	OTP BANK	HUF100	73,584 00	5 7965	426,532 05	12 8967	948,993 98
RF - ARTISAN PARTNERS	MATAV RT	HUF100 (REGD)	14,400 00	3 5531	51,165 12	3 8088	54,846 11
RF - ARTISAN PARTNERS	MATAV RT	ADR	200 00	17 9088	3,581 75	18 7100	3,742 00
RF - BAILLIE GIFFORD	RICHTER GEDEON VEG	HUF1000	970 00	103 9578	100,839 08	118 3849	114,833 33
RF-LAZARD ASSET MANAGEMENT	INDIA						
RF - BAILLIE GIFFORD	RELIANCE INDS LTD	GLOBAL DEPOSITARY RCPTS 144A	49,700 00	11 6069	576,865 00	31 3470	1,557,945 90
RF - BAILLIE GIFFORD	ICICI BK LTD	SPONSORED ADR	7,100 00	13 4180	95,267 84	17 1800	121,978 00
RF - BAILLIE GIFFORD	HINDALCO INDS LTD	GLOBAL DEP RCPT 144A	6,200 00	27 0135	167,483 70	30 3500	188,170 00
RF- EMERGING MARKETS MGMT	INDONESIA						
RF- EMERGING MARKETS MGMT	TELEKOMUNIKASI IND	SER B IDR500 (DEMAT)	1,520 00	0 3006	456 86	0 8014	1,218 17
RF- EMERGING MARKETS MGMT	CIPUTRA DEVELOPMNT	IDR500(DEMAT)	2,032,500 00	0 0586	119,018 91	0 0487	98,940 34
RF- EMERGING MARKETS MGMT	RAMAYANA LESTARI	IDR250	202,500 00	0 2680	54,270 39	0 5165	104,585 93
RF- EMERGING MARKETS MGMT	BK CENTRAL	IDR250	308,000 00	0 2622	80,771 31	0 3948	121,590 98
RF- EMERGING MARKETS MGMT	INDORAMA SYNTHETIC	IDR500	1,077,680 00	0 1136	122,447 29	0 0623	67,175 07
RF- EMERGING MARKETS MGMT	SURYA CITRA MEDIA	IDR250	369,500 00	0 1235	45,617 28	0 0742	27,419 12
RF- EMERGING MARKETS MGMT	BK PAN INDONESIA	IDR100	1,921,500 00	0 0181	34,777 56	0 0338	65,019 59
RF- EMERGING MARKETS MGMT	BK RAKYAT	IDR500	3,508,000 00	0 1169	410,175 81	0 1484	520,829 27
RF- EMERGING MARKETS MGMT	SEMEN GRESIK(PERS)	IDR1000	100,000 00	1 1674	116,741 56	0 9320	93,202 73
RF- EMERGING MARKETS MGMT	LIPPO BANK	CERT/ENTLMT(AMKT) CONV 16FEB08	4,184,000 00	-	-	-	-
RF- EMERGING MARKETS MGMT	PERUSAHAAN TELEKOMUNIKASI IND	SPONSORED ADR	61,176 00	7 1408	436,848 23	16 4200	1,004,509 92
RF - BAILLIE GIFFORD	BUMI RESOURCES TBK	IDR500	1,625,000 00	0 0390	63,386 32	0 0594	96,467 79
RF - BAILLIE GIFFORD	TELEKOMUNIKASI IND	SER B IDR500 (DEMAT)	140,000 00	0 6758	94,607 29	0 8014	112,199 47
RF- EMERGING MARKETS MGMT	IRELAND						
RF - CAPITAL GUARDIAN	DRAGON OIL	ORD EURO 10	223,577 00	0 4938	110,404 11	0 5773	129,076 32
RF-LAZARD ASSET MANAGEMENT	CRH	ORD EURO 32	8,851 00	15 5331	137,483 04	20 4969	181,418 48
RF-LAZARD ASSET MANAGEMENT	BK OF IRELAND	ORD STK EURO 64	110,100 00	11 9574	1,316,508 93	13 6478	1,502,624 24
RF-LAZARD ASSET MANAGEMENT	ALLIED IRISH BANKS	EURO 32 (DUBLIN LISTING)	55,500 00	10 7216	595,048 79	16 0192	889,062 96
RF - CAPITAL GUARDIAN II	CRH	ORD IEPO 32(DUBLIN LISTING)	57,957 00	16 7337	969,832 55	20 5348	1,190,134 67
RF - CAPITAL GUARDIAN II	CRH	ORD EURO 32	15,000 00	17 3456	260,183 90	20 4969	307,454 20
RF - CAPITAL GUARDIAN II	RYANAIR HOLDGS PLC	SPONSORED ADR	12,000 00	33 9337	407,204 59	50 6400	607,680 00
RF - BAILLIE GIFFORD	CELTIC RES HLDGS	ORD EURO 25	10,000 00	5 5867	55,867 29	5 9254	59,254 01

THE ROCKEFELLER FOUNDATION
990 HOLDINGS
AS OF DECEMBER 31, 2003

STATEMENT 9

Investments-corporate stock

Fund Name	Security Name	Security Description	Shares/Par Value	Base Unit Cost	Base Total Cost	Base Price Amount	Base Market Value
ISRAEL							
RF- EMERGING MARKETS MGMT	BK HAPOLIM BM	ILS1	82,205 00	1 8438	151,571 00	2 4573	202,005 46
RF- EMERGING MARKETS MGMT	MAKHTESHIM AGAM IN	ILS1	104,968 00	2 6060	273,548 25	3 7588	394,555 49
RF- EMERGING MARKETS MGMT	PROPERTY + BUILDIN	ORD ILS1	0 24	40 0833	9 62	77 3506	18 57
RF- EMERGING MARKETS MGMT	TEVA PHARMACEUTICAL INDS LTD	ADR	12,400 00	46 5039	576,648 94	56 7100	703,204 00
RF- EMERGING MARKETS MGMT	CHECK POINT SOFTWARE	COMMON STOCK	800 00	45 8851	36,708 04	16 8200	13,456 00
RF-ALLIANCE CAPITAL MGMT	TEVA PHARMACEUTICAL INDS LTD	ADR	9,200 00	47 5079	437,073 03	56 7100	521,732 00
RF - BAILLIE GIFFORD	BK HAPOLIM BM	ILS1	23,000 00	2 2419	51,564 23	2 4573	56,518 77
RF - BAILLIE GIFFORD	CHECK POINT SOFTWARE	COMMON STOCK	5,900 00	17 6068	103,880 11	16 8200	99,238 00
RF - BAILLIE GIFFORD	TARO PHARMA INDS	A SHS	3,200 00	64 7932	207,338 18	64 5000	206,400 00
ITALY							
RF- MERCATOR ASSET MANAGEMENT	SAIPEM	EUR1	262,900 00	6 6836	1,757,111 78	8 0853	2,125,614 12
RF- ACADIAN ASSET MANAGEMENT	BCA POP DI MILANO	EUR3	81,899 00	4 5327	371,226 33	6 5464	536,144 39
RF- ACADIAN ASSET MANAGEMENT	RAS	EURO 6	39,400 00	11 4332	450,469 46	17 0282	670,912 37
RF- ACADIAN ASSET MANAGEMENT	TIM SPA	EURO 06	34,300 00	4 3327	148,612 69	5 4364	186,469 24
RF- ACADIAN ASSET MANAGEMENT	ENI	EUR1	28,100 00	9 5639	268,745 98	18 8698	530,241 51
RF - CAPITAL GUARDIAN	ASSIC GENERALI	EUR1 00	3,400 00	36 8164	125,175 90	26 4884	90,060 43
RF - CAPITAL GUARDIAN	ENI	EUR1	15,400 00	12 2834	189 164 59	18 8698	290,594 99
RF-LAZARD ASSET MANAGEMENT	ENI	EUR1	109,200 00	12 8743	1,405,876 15	18 8698	2,060,582 67
RF-LAZARD ASSET MANAGEMENT	SNAM RETE GAS	EUR1	202,700 00	3 3530	679,644 64	4 2381	859,070 56
RF - CAPITAL GUARDIAN II	UNICREDITO ITALIAN	EURO 50	65,000 00	4 9183	319,689 92	5 3986	350,907 73
RF - ARTISAN PARTNERS	TELECOM ITALIA	DI RISP EUR 55	1 00	-	-	2 0371	2 03
JAPAN							
RF- MERCATOR ASSET MANAGEMENT	DAIICHI PHARM CO	JPY50	102,700 00	14 4876	1,487 877 44	18 0181	1,850,459 08
RF- MERCATOR ASSET MANAGEMENT	DAIWA HOUSE INDS	JPY50	152,800 00	7 1002	1,084,905 52	10 6373	1,625,380 24
RF- MERCATOR ASSET MANAGEMENT	HITACHI	JPY50	357,300 00	6 5399	2,336,701 36	6 0278	2,153,735 19
RF- MERCATOR ASSET MANAGEMENT	KYOCERA CORP	JPY50	15,100 00	60 9337	920,099 20	66 6231	1,006,009 14
RF- MERCATOR ASSET MANAGEMENT	SUMITOMO TRUST+BKG	JPY50	464,000 00	3 9585	1,836,737 29	5 8785	2,727,629 00
RF- MERCATOR ASSET MANAGEMENT	MTSUI SUMITOMO INSURANCE CO	JPY50	266,600 00	5 5725	1,485,638 84	8 2113	2,189,120 09
RF- MERCATOR ASSET MANAGEMENT	TAKEDA CHEM INDS	JPY50	18,800 00	39 0820	734,741 47	39 6566	745,544 46
RF- MERCATOR ASSET MANAGEMENT	TANABE SEIYAKU CO	JPY50	170,800 00	6 4844	1,107,532 06	8 1179	1,386,544 74
RF- MERCATOR ASSET MANAGEMENT	SOMPO JAPAN INS	JPY50	240,600 00	5 4402	1,308,907 67	8 2206	1,977,872 54
RF- ACADIAN ASSET MANAGEMENT	BENESSE CORP	JPY50	5,400 00	13 6371	73,640 48	24 4005	131,762 62
RF- ACADIAN ASSET MANAGEMENT	ARUZE CORP	NPV	15,500 00	25 0132	387,704 36	21 7412	336,987 96
RF- ACADIAN ASSET MANAGEMENT	BROTHER INDUSTRIES	JPY50	41,000 00	9 4668	388,137 29	9 1723	376,066 06
RF- ACADIAN ASSET MANAGEMENT	SAMMY CORP ORD SHS	JPY50	11,500 00	33 8952	389,795 08	24 6804	283,824 76
RF- ACADIAN ASSET MANAGEMENT	AIOI INSURANCE COMPANY LTD	JPY50	95,000 00	3 4201	324 906 04	3 9750	377,624 34
RF- ACADIAN ASSET MANAGEMENT	HACHIJUNI BANK	JPY50	17,000 00	4 9394	83,969 70	5 3093	90,258 47
RF- ACADIAN ASSET MANAGEMENT	HITACHI	JPY50	336,000 00	5 9537	2,000,427 55	6 0278	2,025,342 91
RF- ACADIAN ASSET MANAGEMENT	IZUMIYA CO	JPY50	32,000 00	9 0936	290,994 07	4 9827	159,447 61
RF- ACADIAN ASSET MANAGEMENT	JAPAN RADIO CO	JPY50	6,000 00	3 3375	20,024 90	4 8801	29,280 58
RF- ACADIAN ASSET MANAGEMENT	KAO CORP	JPY50	3,000 00	20 9916	62,974 83	20 3415	61,024 54
RF- ACADIAN ASSET MANAGEMENT	DAIDO LIFE INSURANCE	NPV	94 00	2,663 8774	250,404 48	2,976 5793	279,798 45
RF- ACADIAN ASSET MANAGEMENT	MILLEA HOLDINGS INC	NPV	64 00	11,907 2089	762,061 37	13,063 3573	836,054 87
RF- ACADIAN ASSET MANAGEMENT	SUMITOMO MITSUI GR	NPV	140 00	3,962 4384	554,741 38	5,327 9836	745,917 70
RF- ACADIAN ASSET MANAGEMENT	MARUBENI CORP	JPY50	56,000 00	1 7414	97,516 08	1 9128	107,119 53
RF- ACADIAN ASSET MANAGEMENT	MATSUSHITA ELC IND	JPY50	66,000 00	13 4840	889,946 55	13 8285	912,680 79
RF- ACADIAN ASSET MANAGEMENT	MTSUBISHI ELEC CP	JPY50	83,000 00	4 0048	332,400 03	4 1523	344,639 36
RF- ACADIAN ASSET MANAGEMENT	LEOPALACE21	JPY50	14,000 00	9 8640	138,096 31	9 4243	131,939 91
RF- ACADIAN ASSET MANAGEMENT	SEIKO EPSON CORP	NPV	7,900 00	38 5050	304,189 72	46 6548	368,573 29
RF- ACADIAN ASSET MANAGEMENT	NIPPON SODA CO	JPY50	33,000 00	2 2820	75,306 92	2 4447	80,675 56
RF- ACADIAN ASSET MANAGEMENT	NISSAN SHATAI CO	JPY50	22,000 00	5 6164	123,561 60	6 1398	135,075 11
RF- ACADIAN ASSET MANAGEMENT	NIPPONKOA INSURAN	JPY50	23,000 00	4 6080	105,983 54	5 5333	127,265 09
RF- ACADIAN ASSET MANAGEMENT	NIPPON SHINPAN CO	JPY50	94,000 00	1 7436	163,895 53	2 6780	251,730 89
RF- ACADIAN ASSET MANAGEMENT	OMRON CORP	JPY50	4,000 00	21 1521	84,608 37	20 2949	81,179 43
RF- ACADIAN ASSET MANAGEMENT	RIKEN VITAMIN CO	JPY50	8,000 00	15 6828	125,462 48	13 9965	111,971 63
RF- ACADIAN ASSET MANAGEMENT	SANKYO CO	JPY50	17,900 00	17 0333	304,896 70	18 8019	336,554 07
RF- ACADIAN ASSET MANAGEMENT	SEINO TRANSPORTN	JPY50	4,000 00	5 7821	23,128 30	8 2672	33,068 96
RF- ACADIAN ASSET MANAGEMENT	SUMISHO LEASE CO	JPY50	11,000 00	14 0107	154,117 70	31 8186	350,004 67
RF- ACADIAN ASSET MANAGEMENT	TOKYO STEEL MFG	JPY50	9,000 00	6 7076	60,368 51	8 5845	77,260 43
RF- ACADIAN ASSET MANAGEMENT	TOYO SEIKAN KAISHA	JPY50	56,000 00	11 3211	633,979 66	13 9778	782,756 37
RF- ACADIAN ASSET MANAGEMENT	TOMEN CORPORATION	JPY50	73,000 00	1 5920	116,219 32	1 3717	100,130 63
RF- ACADIAN ASSET MANAGEMENT	TOYOTA MOTOR CORP	JPY50	13,600 00	30 5993	416,150 83	33 7781	459,382 29
RF- ACADIAN ASSET MANAGEMENT	YAMAHA MOTOR CO	JPY50	57,000 00	11 4045	650,057 35	10 9079	621,750 49
RF- ACADIAN ASSET MANAGEMENT	YAMAZAKI BAKING CO	JPY50	9,000 00	6 5946	59,351 48	8 2952	74,657 09

THE ROCKEFELLER FOUNDATION
990 HOLDINGS
AS OF DECEMBER 31, 2003

STATEMENT 9

Investments-corporate stock

Fund Name	Security Name	Security Description	Shares/Par Value	Base Unit Cost	Base Total Cost	Base Price Amount	Base Market Value
RF-ACADIAN ASSET MANAGEMENT	YAMATAKE CORP	JPY50	11,000 00	6 5734	72,307 27	8 0620	88,681 53
RF-ACADIAN ASSET MANAGEMENT	SOMPO JAPAN INS	JPY50	26,000 00	7 4975	194,934 49	8 2206	213,735 19
RF-ACADIAN ASSET MANAGEMENT	SAMMY CORPORATION	NEW JPY50(22NOV01)	5,750 00	-	-	24 6804	141,912 38
RF-SOUND SHORE ASSET MGMT	HONDA MOTOR LTD	ADR AMER SHS	86,000 00	19 8891	1,710,461 45	22 5000	1,935,000 00
RF-CAPITAL GUARDIAN	AIFUL CORP	JPY50	1,550 00	79 9853	123,977 27	73 1548	113,389 94
RF-CAPITAL GUARDIAN	YAHOO JAPAN CORP	JPY50000	15 00	10,737 4607	161,061 91	13,436 5961	201,548 94
RF-CAPITAL GUARDIAN	CANON INC	JPY50	4,000 00	37 9085	151,633 86	46 5615	186,246 15
RF-CAPITAL GUARDIAN	DAI NIPPON PRINTNG	JPY50	7,000 00	13 0620	91,433 95	14 0431	98,301 76
RF-CAPITAL GUARDIAN	DAIWA HOUSE INDS	JPY50	11,000 00	7 6365	84,001 91	10 6373	117,010 36
RF-CAPITAL GUARDIAN	DAIWA SECURITIES GROUP INC	JPY50	13,000 00	4 0007	52,009 00	6 8023	88,429 60
RF-CAPITAL GUARDIAN	MITSUBISHI TOKYO FIN	JPY50000	13 00	6,065 6862	78,853 92	7,800 6905	101,408 98
RF-CAPITAL GUARDIAN	FUJI PHOTO FILM CO	JPY50	2,000 00	30 0176	60,035 13	32 2852	64,570 31
RF-CAPITAL GUARDIAN	FANUC	JPY50	3,000 00	63 3663	190,098 83	59 9048	179,714 47
RF-CAPITAL GUARDIAN	HIROSE ELECTRIC	JPY50	2,000 00	71 6740	143,347 94	114 7709	229,541 85
RF-CAPITAL GUARDIAN	HONDA MOTOR CO	JPY50	2,100 00	34 4446	72,333 75	44 4154	93,272 37
RF-CAPITAL GUARDIAN	HOYA CORP	JPY50	2,400 00	66 5867	159,807 98	91 8167	220,360 18
RF-CAPITAL GUARDIAN	VODAFONE HOLDINGSG	NPV	28 00	3,209 4575	89,864 81	2,677 9882	74,983 67
RF-CAPITAL GUARDIAN	AEON CO LTD	JPY50	13,000 00	21 1049	274,364 27	33 4982	435,476 35
RF-CAPITAL GUARDIAN	KANSAI ELEC POWER	JPY500	10,700 00	16 3092	174,508 95	17 5236	187,502 10
RF-CAPITAL GUARDIAN	KEYENCE CORP	JPY50	400 00	214 1900	85,675 99	210 7866	84,314 64
RF-CAPITAL GUARDIAN	MILLEA HOLDINGS INC	NPV	14 00	12,301 6293	172,222 81	13,063 3573	182,887 00
RF-CAPITAL GUARDIAN	JAPAN AIRLINES SYS	NPV	21,000 00	3 6744	77,163 06	2 6407	55,453 95
RF-CAPITAL GUARDIAN	MITSUBISHI ESTATE	JPY50	29,000 00	9 3593	271,420 27	9 4803	274,927 68
RF-CAPITAL GUARDIAN	MITSUBISHI CORP	JPY50	16,000 00	6 4842	103,747 35	10 6000	169,599 70
RF-CAPITAL GUARDIAN	MITSUBI FUDOSAN CO	JPY50	15,000 00	10 8705	163,057 15	9 0324	135,485 68
RF-CAPITAL GUARDIAN	MITSUBISHI MOTOR	JPY50	50,000 00	3 3527	167,634 73	2 0435	102,174 12
RF-CAPITAL GUARDIAN	MURATA MFG CO	JPY50	2,200 00	45 7986	100,756 96	54 0263	118,857 89
RF-CAPITAL GUARDIAN	NINTENDO CO	JPY50	1,500 00	85 1563	127,734 40	93 3097	139,964 54
RF-CAPITAL GUARDIAN	NIKKO CORDIAL CORP	JPY50	22,000 00	5 0721	111,586 71	5 5706	122,552 95
RF-CAPITAL GUARDIAN	NEC CORP	JPY50	75,000 00	7 4573	559,295 37	7 3621	552,160 12
RF-CAPITAL GUARDIAN	NIDEC CORPORATION	JPY50	400 00	91 8773	36,750 90	95 4558	38,182 33
RF-CAPITAL GUARDIAN	NITTO DENKO CORP	JPY50	5,100 00	30 9864	158,030 77	53 1865	271,251 28
RF-CAPITAL GUARDIAN	NIKON CORP	JPY50	11,200 00	32 5050	364,056 01	15 0788	168,883 08
RF-CAPITAL GUARDIAN	NIPPON STEEL CORP	JPY50	60,000 00	1 6642	99,854 64	2 1461	128,767 38
RF-CAPITAL GUARDIAN	NISSAN MOTOR CO	JPY50	42,000 00	4 6059	193,449 10	11 4211	479,686 48
RF-CAPITAL GUARDIAN	NOMURA HOLDINGS	JPY50	14,000 00	15 1098	211,536 66	17 0290	238,406 27
RF-CAPITAL GUARDIAN	ORIX CORP	JPY50	3,400 00	71 1080	241,767 17	82 6724	281,086 12
RF-CAPITAL GUARDIAN	RICOH CO	JPY50	5,000 00	18 0307	90,153 47	19 7350	98,675 00
RF-CAPITAL GUARDIAN	ROHM CO	JPY50	2,600 00	95 5893	248,532 10	117 1970	304,712 14
RF-CAPITAL GUARDIAN	SMC CORP	JPY50	1,400 00	112 1645	157,030 33	124 4751	174,265 19
RF-CAPITAL GUARDIAN	SANKYO CO	JPY50	12,000 00	14 3055	171,665 72	18 8019	225,622 84
RF-CAPITAL GUARDIAN	SEKISUI HOUSE	JPY50	25,000 00	8 2709	206,771 56	10 3294	258,234 58
RF-CAPITAL GUARDIAN	SHIMAMURA CO	JPY50	1,300 00	66 2775	86,160 78	67 9295	88,308 30
RF-CAPITAL GUARDIAN	SHIN ETSU CHEM CO	JPY50	1,500 00	40 7725	61,158 79	40 8696	61,304 47
RF-CAPITAL GUARDIAN	SHIONOGI + CO	JPY50	19,000 00	19 1173	363,229 64	18 6246	353,867 69
RF-CAPITAL GUARDIAN	SONY CORP	JPY50	5,100 00	36 6761	187,048 08	34 6179	176,551 27
RF-CAPITAL GUARDIAN	SUMITOMO CHEMICAL	JPY50	29,000 00	3 7180	107,822 60	4 1243	119,604 37
RF-CAPITAL GUARDIAN	SUMITOMO FORESTRY	JPY50	16,000 00	6 8048	108,876 44	8 4632	135,411 03
RF-CAPITAL GUARDIAN	SUZUKI MOTOR CORP	JPY50	22,000 00	9 6214	211,670 17	14 7989	325,576 19
RF-CAPITAL GUARDIAN	MITSUMI SUMITOMO INSURANCE CO	JPY50	32,000 00	7 0116	224,369 96	8 2113	262,760 10
RF-CAPITAL GUARDIAN	ADVANTEST	JPY50	2,200 00	58 4733	128,641 21	79 3132	174,489 13
RF-CAPITAL GUARDIAN	TOKYO ELECTRON	JPY50	7,700 00	36 3599	279,971 53	75 9541	584,846 51
RF-CAPITAL GUARDIAN	TORAY INDS INC	JPY50	55,000 00	2 3828	131,042 60	4 1803	229,915 09
RF-CAPITAL GUARDIAN	TOSTEM INAX HOLDING	JPY50	2,000 00	10 2640	20,528 00	19 3151	38,630 21
RF-CAPITAL GUARDIAN	TOYOTA MOTOR CORP	JPY50	6,600 00	30 9883	204,522 49	33 7781	222,935 52
RF-CAPITAL GUARDIAN	YAMANOUCHI PHARM	JPY50	3,000 00	27 1049	81,314 63	31 0721	93,216 39
RF-CAPITAL GUARDIAN	SOMPO JAPAN INS	JPY50	7,900 00	8 2472	65,152 53	8 2206	64,942 61
RF-LAZARD ASSET MANAGEMENT	ACOM CO	JPY50	29,350 00	46 8817	1,375,977 73	45 3485	1,330,978 82
RF-LAZARD ASSET MANAGEMENT	NTT DOCOMO	NPV	512 00	1,399 6354	716,613 33	2,267 4256	1,160,921 90
RF-LAZARD ASSET MANAGEMENT	FUNAI ELECTRIC CO	JPY50	1,100 00	141 4981	155,647 92	137 2586	150,984 42
RF-LAZARD ASSET MANAGEMENT	CANON INC	JPY50	40,000 00	32 5244	1,300,977 31	46 5615	1,862,461 51
RF-LAZARD ASSET MANAGEMENT	EAST JAPAN RAILWAY	JPY50000	237 00	5,403 8702	1,280,717 23	4,712 1396	1,116,777 08
RF-LAZARD ASSET MANAGEMENT	FANUC	JPY50	16,100 00	47 9962	772,738 54	59 9048	964,467 67
RF-LAZARD ASSET MANAGEMENT	HONDA MOTOR CO	JPY50	29,000 00	39 1279	1,134,708 23	44 4154	1,288,047 03
RF-LAZARD ASSET MANAGEMENT	KAO CORP	JPY50	29,500 00	21 2343	626,412 86	20 3415	600,074 65
RF-LAZARD ASSET MANAGEMENT	NEC ELECTRONICS	CP NPV	6,000 00	52 8710	317,226 17	73 1548	438,928 80
RF-LAZARD ASSET MANAGEMENT	NISSAN MOTOR CO	JPY50	136,500 00	4 7368	646 574 53	11 4211	1,558,981 06

Prepared by SSC 8/31/2004

THE ROCKEFELLER FOUNDATION
990 HOLDINGS
AS OF DECEMBER 31, 2003

STATEMENT 9

Investments-corporate stock

Fund Name	Security Name	Security Description	Shares/Par Value	Base Unit Cost	Base Total Cost	Base Price Amount	Base Market Value
RF-LAZARD ASSET MANAGEMENT	NOMURA HOLDINGS	JPY50	97,000 00	14 8552	1,440,949 60	17 0290	1,651,814 87
RF-LAZARD ASSET MANAGEMENT	ROHM CO	JPY50	3,900 00	124 4269	485,264 90	117 1970	457,068 21
RF-LAZARD ASSET MANAGEMENT	SHIN ETSU CHEM CO	JPY50	10,700 00	34 7349	371,663 05	40 8696	437,305 22
RF-LAZARD ASSET MANAGEMENT	TAKEDA CHEM INDS	JPY50	39,100 00	36 2662	1,418,007 93	39 6566	1,550,573 85
RF-LAZARD ASSET MANAGEMENT	TOKYO GAS CO	JPY50	204,000 00	3 0544	623,101 19	3 5644	727,143 79
RF - CAPITAL GUARDIAN II	YAHOO JAPAN CORP	JPY50000	78 00	4,064 9838	317,068 74	13 436 5961	1,048,054 49
RF - CAPITAL GUARDIAN II	NTT DOCOMO	NPV	121 00	2,536 5582	306,923 54	2,267 4256	274,358 50
RF - CAPITAL GUARDIAN II	CANON INC	JPY50	9,000 00	40 2356	362,120 17	46 5615	419,053 84
RF - CAPITAL GUARDIAN II	ENPLAS CORPORATION	JPY50	10,400 00	26 6035	276,676 06	31 4454	327,031 82
RF - CAPITAL GUARDIAN II	FANUC	JPY50	5,000 00	58 8499	294,249 25	59 9048	299,524 12
RF - CAPITAL GUARDIAN II	FUJITSU	JPY50	64,000 00	5 0463	322,966 10	5 8972	377,419 05
RF - CAPITAL GUARDIAN II	HIROSE ELECTRIC	JPY50	2,500 00	78 2710	195,677 49	114 7709	286,927 31
RF - CAPITAL GUARDIAN II	HONDA MOTOR CO	JPY50	6,900 00	45 4789	313,804 10	44 4154	306,466 36
RF - CAPITAL GUARDIAN II	HOYA CORP	JPY50	4,600 00	71 2225	327,623 45	91 8167	422,357 00
RF - CAPITAL GUARDIAN II	VODAFONE HOLDINGS	NPV	108 00	2,809 4810	303,423 95	2,677 9882	289,222 73
RF - CAPITAL GUARDIAN II	AEON CO LTD	JPY50	33,000 00	26 4241	871,995 31	33 4982	1,105,439 96
RF - CAPITAL GUARDIAN II	KANSAI ELEC POWER	JPY500	17,500 00	16 5564	289,737 38	17 5236	306,662 31
RF - CAPITAL GUARDIAN II	MILLEA HOLDINGS INC	NPV	38 00	12,433 1092	472,458 15	13,063 3573	496,407 58
RF - CAPITAL GUARDIAN II	SUMITOMO MITSUI GR	NPV	38 00	4,649 7889	176,691 98	5 327 9836	202,463 38
RF - CAPITAL GUARDIAN II	MITSUBISHI ESTATE	JPY50	36,000 00	7 3592	264,931 10	9 4803	341,289 54
RF - CAPITAL GUARDIAN II	MITSUBISHI CORP	JPY50	32,000 00	9 5179	304,572 13	10 6000	339,199 40
RF - CAPITAL GUARDIAN II	MITSUBISHI MOTOR	JPY50	131,000 00	2 9595	387,694 50	2 0435	267,696 18
RF - CAPITAL GUARDIAN II	MURATA MFG CO	JPY50	3,900 00	63 3177	246,939 14	54 0263	210,702 62
RF - CAPITAL GUARDIAN II	NINTENDO CO	JPY50	4,000 00	84 0343	336,137 37	93 3097	373,238 78
RF - CAPITAL GUARDIAN II	NIKKO CORDIAL CORP	JPY50	43,000 00	2 7449	118,029 42	5 5706	239,535 32
RF - CAPITAL GUARDIAN II	NEC CORP	JPY50	123,000 00	5 0563	621,922 18	7 3621	905,542 60
RF - CAPITAL GUARDIAN II	NIDEC CORPORATION	JPY50	2,200 00	79 6054	175,131 82	95 4558	210,002 80
RF - CAPITAL GUARDIAN II	NISSIN FOOD PRODS	JPY50	19 800 00	23 7977	471,194 11	24 9137	493,291 03
RF - CAPITAL GUARDIAN II	NIKON CORP	JPY50	12,000 00	12 1185	145,421 73	15 0788	180,946 16
RF - CAPITAL GUARDIAN II	NISSAN MOTOR CO	JPY50	75,000 00	7 6737	575,528 97	11 4211	856,583 00
RF - CAPITAL GUARDIAN II	NOMURA HOLDINGS	JPY50	17,000 00	13 9408	236,993 67	17 0290	289,493 33
RF - CAPITAL GUARDIAN II	ORIX CORP	JPY50	4,100 00	83 5524	342,564 89	82 6724	338,956 80
RF - CAPITAL GUARDIAN II	ROHM CO	JPY50	2,000 00	149 1432	298,286 48	117 1970	234,393 95
RF - CAPITAL GUARDIAN II	SMC CORP	JPY50	2,500 00	108 0010	270,002 48	124 4751	311,187 83
RF - CAPITAL GUARDIAN II	SEKISUI HOUSE	JPY50	25,000 00	6 8769	171,923 60	10 3294	258,234 58
RF - CAPITAL GUARDIAN II	SHIMAMURA CO	JPY50	5,200 00	60 5073	314,637 73	67 9295	353,233 18
RF - CAPITAL GUARDIAN II	SHIN ETSU CHEM CO	JPY50	6,200 00	40 9426	253,844 20	40 8696	253,391 81
RF - CAPITAL GUARDIAN II	SHIONOGI + CO	JPY50	43,000 00	14 6262	628,924 97	18 6246	800,858 45
RF - CAPITAL GUARDIAN II	SONY CORP	JPY50	8,400 00	53 7383	451,401 68	34 6179	290,790 33
RF - CAPITAL GUARDIAN II	SUMITOMO CHEMICAL	JPY50	89,000 00	3 7598	334,617 91	4 1243	367,061 68
RF - CAPITAL GUARDIAN II	SUZUKI MOTOR CORP	JPY50	49,000 00	11 8146	578,915 48	14 7989	725,146 96
RF - CAPITAL GUARDIAN II	MITSUMI SUMITOMO INSURANCE CO	JPY50	47,000 00	7 1502	336,057 37	8 2113	385,928 90
RF - CAPITAL GUARDIAN II	TAIYO YUDEN CO	JPY50	21,000 00	11 3156	237,628 10	13 0727	274,526 45
RF - CAPITAL GUARDIAN II	TOKYO ELECTRON	JPY50	5,900 00	71 9626	424,579 26	75 9541	448,129 14
RF - CAPITAL GUARDIAN II	TOYOTA MOTOR CORP	JPY50	15,100 00	31 9421	482,325 23	33 7781	510,049 45
RF - CAPITAL GUARDIAN II	UNI CHARM CORP	JPY50	3,900 00	48 0791	187,508 38	49 1742	191,779 42
RF - ARTISAN PARTNERS	FUJI TELEVISION NETWORK INC	JPY5000	42 00	4,681 8200	196,636 44	5,411 9623	227,302 42
RF - ARTISAN PARTNERS	EAST JAPAN RAILWAY	JPY50000	129 00	4,725 2162	609,552 89	4,712 1396	607,866 01
RF - ARTISAN PARTNERS	UFJ HLDGS	JPY50000	64 00	4,148 5672	265,508 30	4,805 4493	307,548 75
RF - ARTISAN PARTNERS	FUJI FIRE + MARINE	JPY50	9,500 00	2 0278	19,263 91	2 7433	26,061 40
RF - ARTISAN PARTNERS	HONDA MOTOR CO	JPY50	52,400 00	41 8966	2,195,381 22	44 4154	2,327,367 73
RF - ARTISAN PARTNERS	VODAFONE HOLDINGS	NPV	235 00	3,116 7297	732,431 49	2,677 9882	629,327 24
RF - ARTISAN PARTNERS	AEON CO LTD	JPY50	1,900 00	33 2887	63,248 44	33 4982	63,646 54
RF - ARTISAN PARTNERS	KEYENCE CORP	JPY50	600 00	224 4893	134,693 58	210 7866	126,471 96
RF - ARTISAN PARTNERS	JAPAN AIRLINES SYS	NPV	131,000 00	2 7295	357,565 00	2 6407	345,927 03
RF - ARTISAN PARTNERS	SUMITOMO MITSUI GR	NPV	71 00	4,865 6349	345,460 08	5,327 9836	378,286 83
RF - ARTISAN PARTNERS	CREDIT SAISON CO	JPY50	9,900 00	21 4785	212,637 06	22 5809	223,551 37
RF - ARTISAN PARTNERS	NIPPON BROADCASTING	JPY50	1,400 00	38 4617	53,846 39	46 5615	65,186 15
RF - ARTISAN PARTNERS	NIKKO CORDIAL CORP	JPY50	282,400 00	5 0197	1,417,570 51	5 5706	1,573,134 27
RF - ARTISAN PARTNERS	NIPPON TEL+TEL CP	JPY50000	115 00	4,837 0199	556,257 29	4,824 1112	554,772 79
RF - ARTISAN PARTNERS	NOMURA HOLDINGS	JPY50	12,000 00	16 3979	196,774 54	17 0290	204,348 23
RF - ARTISAN PARTNERS	NIPPON TV NETWORK	JPY500	300 00	134 0419	40,212 58	148 6423	44,592 70
RF - ARTISAN PARTNERS	PROMISE CO	JPY50	17,300 00	47 3369	818,928 86	43 5756	753,858 36
RF - ARTISAN PARTNERS	SUMITOMO TRUST+BKG	JPY50	58,000 00	5 6432	327,307 64	5 8785	340,953 63
RF - ARTISAN PARTNERS	TOKYO BROADCASTING	JPY50	13,600 00	14 3673	195,395 35	15 9280	216,620 32
RF - ARTISAN PARTNERS	TOKYU CORP	JPY50	56,200 00	4 2615	239,498 85	5 1320	288,420 27
RF - ARTISAN PARTNERS	YAMANOUCHI PHARM	JPY50	9,000 00	25 6952	231,256 64	31 0721	279,649 16

THE ROCKEFELLER FOUNDATION
890 HOLDINGS
AS OF DECEMBER 31, 2003

STATEMENT 9

Investments-corporate stock

Fund Name	Security Name	Security Description	Shares/Par Value	Base Unit Cost	Base Total Cost	Base Price Amount	Base Market Value
RF - ARTISAN PARTNERS	YAMATO TRANSPORT	JPY50	17,500 00	13 2583	232,020 20	11 7757	206,074 46
RF - ARTISAN PARTNERS	BANK OF YOKOHAMA	JPY50	45,100 00	4 3739	197,263 33	4 8468	209,571 71
RF- EMERGING MARKETS MGMT	JERSEY, C.L SUN INTERBREW LTD	GDR REPSTG CL B SHS REG S	4,700 00	4 9000	23,030 00	7 5000	35,250 00
RF- EMERGING MARKETS MGMT	KOREA, REPUBLIC OF HANKOOK TIRE MANFT	KRW500	45,830 00	6 2569	286,755 26	7 5535	346,177 09
RF- EMERGING MARKETS MGMT	SAMSUNG FIRE + MAR	KRW500	21,469 00	30 4954	654,705 19	57 4906	1 234,264 79
RF- EMERGING MARKETS MGMT	DAEWOO SHIPBUILDING + MARINE	KRW5000	13,410 00	8 0210	107,561 66	12 8410	172,197 23
RF- EMERGING MARKETS MGMT	SK TELECOM	KRW500	2,452 00	37 1803	91,166 16	167 0164	409,524 13
RF- EMERGING MARKETS MGMT	KOOKMIN BANK	KRW5000	34,989 00	30 5878	1,070,237 09	37 4738	1,311 169 83
RF- EMERGING MARKETS MGMT	HYUNDAI MOTOR CO	KRW5000	20,580 00	17 6772	363,796 14	42 3836	872,253 46
RF- EMERGING MARKETS MGMT	KORAM BANK	KRW5000	30,940 00	12 1935	377,266 68	11 7499	363,541 75
RF- EMERGING MARKETS MGMT	KOREAN REINSURANCE	KRW5000	860 00	32 5962	28,032 77	33 1515	28,510 28
RF- EMERGING MARKETS MGMT	POSCO	KRW5000	6,840 00	32 7702	224,148 08	136 8024	935,728 07
RF- EMERGING MARKETS MGMT	PULMUONECO	KRW5000	1,480 00	30 0410	44,460 70	47 8389	70,801 51
RF- EMERGING MARKETS MGMT	SAMSUNG ELECTRONIC	KRW5000	9,799 00	26 4718	259,397 46	378 5145	3,709,063 37
RF- EMERGING MARKETS MGMT	SHINSEGAE CO LTD	KRW5000	7,030 00	124 6060	875,979 89	243 3907	1,711,036 51
RF- EMERGING MARKETS MGMT	DAEWOO SHIPBUILDING + MARINE	SPONSORED GDR 144A	15,900 00	15 6400	248,676 00	25 3500	403,065 00
RF- EMERGING MARKETS MGMT	KT CORP	SPONSORED ADR	22,740 00	20 7493	471,839 04	19 0700	433,651 80
RF- EMERGING MARKETS MGMT	POSCO	SPONSORED ADR	5,800 00	29 1209	168,901 26	33 9700	197,026 00
RF- EMERGING MARKETS MGMT	SK TELECOM LTD	SPONSORED ADR	3,900 00	14 8908	58,074 12	18 6500	72,735 00
RF - CAPITAL GUARDIAN	SAMSUNG ELECTRONIC	GDR REP1/2 KRW5000(REGS)	3,120 00	82 3293	256,867 43	188 0000	586,560 00
RF-LAZARD ASSET MANAGEMENT	SAMSUNG ELECTRONIC	KRW5000	2,300 00	272 3339	626,387 94	378 5145	870,583 30
RF-LAZARD ASSET MANAGEMENT	KT CORP	SPONSORED ADR	31,200 00	21 1862	661,010 35	19 0700	594,984 00
RF-LAZARD ASSET MANAGEMENT	KOOKMIN BK NEW	SPONSORED ADR	24,334 00	33 4710	814,483 93	37 8400	920,798 56
RF - CAPITAL GUARDIAN II	SAMSUNG ELECTRONIC	GDR REP1/2 KRW5000(REGS)	1,560 00	147 4500	230,022 00	188 0000	293,280 00
RF - ARTISAN PARTNERS	KOREA ELEC POWER	KRW5000	14,510 00	18 7408	271,929 04	17 9606	260,607 64
RF - ARTISAN PARTNERS	SAMSUNG ELECTRONIC	KRW5000	1,940 00	380 2330	737,651 94	378 5145	734,318 09
RF - BAILLIE GIFFORD	CHEIL COMMUNICATION	KRW5000	800 00	129 7148	103,771 81	145 1951	116,156 11
RF - BAILLIE GIFFORD	S1 CORP	KRW500	5,000 00	19 4781	97,390 42	19 7230	98,615 19
RF - BAILLIE GIFFORD	CJ CORP	KRW5000	1,900 00	50 0328	95,062 27	52 1192	99,026 44
RF - BAILLIE GIFFORD	CHEIL INDUSTRIES	KRW5000	8,500 00	12 0707	102,601 25	14 5195	123 415 86
RF - BAILLIE GIFFORD	DAELIM INDUSTRIAL	KRW5000	3 300 00	25 8056	85,158 54	35 2497	116,323 96
RF - BAILLIE GIFFORD	HYUNDAI MOTOR CO	KRW5000	5,600 00	35 9015	201,048 60	42 3836	237,347 88
RF - BAILLIE GIFFORD	KOREA EXCHANGE BK	KRW5000	32,000 00	4 5682	146,119 66	5 3042	169,735 63
RF - BAILLIE GIFFORD	LG CORP	KRW5000	18,400 00	8 6357	158,896 78	6 9576	128,020 14
RF - BAILLIE GIFFORD	POSCO	KRW5000	1,200 00	126 3425	151,611 02	136 8024	164,162 82
RF - BAILLIE GIFFORD	SAMSUNG ELECTRONIC	KRW5000	1,550 00	405 1793	628,027 90	378 5145	586,697 44
RF - BAILLIE GIFFORD	SHINSEGAE CO LTD	KRW5000	500 00	199 3658	99,682 88	243 3907	121,695 34
RF - BAILLIE GIFFORD	YUHAN CORP	KRW5000	1,890 00	51 7085	97,729 14	56 9031	107,546 79
RF- EMERGING MARKETS MGMT	LUXEMBOURG QUILMES INDL QUINSA SOCIETE	SPONSORED ADR REPSTG CL B SHS	18,300 00	14 1211	258,415 50	16 3500	299,205 00
RF- EMERGING MARKETS MGMT	TENARIS S A	SPONSORED ADR	4,390 00	16 8236	73,855 61	33 3200	146,274 80
RF - CAPITAL GUARDIAN	SES GLOBAL	FDR EACH REP 1 A NPV	10,100 00	14 1867	143,285 58	10 0908	101,917 13
RF - ARTISAN PARTNERS	RTL GROUP NPV	NPV	3,700 00	37 1996	137,638 61	59 0312	218,415 47
RF- EMERGING MARKETS MGMT	MALAYSIA MAXIS COMMUN BHD	MYR0 10	423,700 00	1 4178	600,729 38	1 9868	841,825 00
RF- EMERGING MARKETS MGMT	MALAKOFF BHD	MYR1	509,000 00	0 6540	332,876 53	1 4211	723,315 79
RF- EMERGING MARKETS MGMT	MALAYSIAN PACIFIC	MYR0 50	8,000 00	3 1454	25,163 50	4 4737	35,789 47
RF- EMERGING MARKETS MGMT	MALAYSIA INT SHIP	MYR1(ALIEN MARKET)	446,700 00	1 6898	754,816 58	3 0263	1,351,855 26
RF- EMERGING MARKETS MGMT	PUBLIC BK BHD	MYR0 50	1,174,375 00	0 4907	576,216 76	0 7447	874,600 33
RF- EMERGING MARKETS MGMT	RESORTS WORLD BHD	MYR0 50	143,500 00	2 3833	342,008 29	2 6579	381,407 89
RF- EMERGING MARKETS MGMT	SELANGOR PROPS	MYR1	288,000 00	0 3946	113,637 22	0 5737	165,221 05
RF- EMERGING MARKETS MGMT	TRANSMILE GROUP	MYR1	69,400 00	1 1036	76,586 35	1 3053	90,585 26
RF - BAILLIE GIFFORD	GENTING BERHAD	ORD MYR0 50	27,000 00	4 8053	129,742 25	4 3684	117,947 37
RF - BAILLIE GIFFORD	IOI OLEOCHEMICAL INDUSTRIES BH	MYR1	48,000 00	2 0795	99,817 97	2 1842	104,842 11
RF - BAILLIE GIFFORD	PERUSAHAAN OTOMOBIL	MYR1	45,000 00	2 1857	98,358 27	2 2237	100,065 79
RF- EMERGING MARKETS MGMT	MEXICO GRUPO ELEKTRA (NEW)	COM NPV(SERIE UNICA)	67,500 00	4 5220	305,237 07	5 2949	357,405 06
RF- EMERGING MARKETS MGMT	ALFA SA	SERIES A NPV (CPO)	155,700 00	1 4640	227,950 82	2 9990	466,937 20
RF- EMERGING MARKETS MGMT	CORP GEO SA DE CV	SER B MXN1	51 000 00	1 9997	101,985 67	5 0964	259 918 57
RF- EMERGING MARKETS MGMT	DESC S A DE C V	SER B NPV	299,400 00	0 4439	132,909 12	0 3444	103,110 46

Prepared by SSC 8/31/2004

Page 18

THE ROCKEFELLER FOUNDATION
990 HOLDINGS
AS OF DECEMBER 31, 2003

STATEMENT 9

Investments-corporate stock

Fund Name	Security Name	Security Description	Shares/Par Value	Base Unit Cost	Base Total Cost	Base Price Amount	Base Market Value
RF- EMERGING MARKETS MGMT	GPO BIMBO SA DE CV	SER A NPV	92,900 00	1 4812	137,600 15	1 8768	174,354 13
RF- EMERGING MARKETS MGMT	GRUPO TRIBASA	CON STK NPV	81,000 00	2 9004	234,930 35	-	-
RF- EMERGING MARKETS MGMT	GRUPO FINANCIERO BANORTE SA	O SHS	195,763 00	0 6078	118,992 84	3 4706	679,415 07
RF- EMERGING MARKETS MGMT	GPO MEXICO SA	SER B COM NPV	43,720 00	1 4402	62,964 36	2 5656	112,166 91
RF- EMERGING MARKETS MGMT	GPO FIN INBURSA SA	COM SER O MXN1 000228	102,700 00	0 9436	96,910 95	1 0821	111,133 24
RF- EMERGING MARKETS MGMT	AMERICA MOVIL S A DEC V	SPONS ADR REPSTG SER L SHS	50,300 00	13 5510	681,616 00	27 3400	1,375,202 00
RF- EMERGING MARKETS MGMT	CEMEX S A	SPONSORED ADR NEW REP ORD PART	40,413 00	19 8600	802,603 24	26 2000	1,058,820 60
RF- EMERGING MARKETS MGMT	EMPRESAS ICA SOCIEDAD CONTROL	SPONSORED ADR REP ORD PARTN	48,772 00	2 4903	121,454 67	1 4200	69,256 24
RF- EMERGING MARKETS MGMT	FOMENTO ECONOMICO MEXICANO	SPONSORED ADR UNIT 1 SER B	20,900 00	24 1873	505,515 37	36 8800	770,792 00
RF- EMERGING MARKETS MGMT	GRUPO IMSA S A DE C V	SPONS ADR 382C	2,000 00	12 5236	25,047 20	19 8500	39,700 00
RF- EMERGING MARKETS MGMT	GRUPO ELEKTRA S A DE C V	SPONSORED ADR	1,350 00	18 7806	25,353 81	21 1200	28,512 00
RF- EMERGING MARKETS MGMT	GRUPO AEROPORTUARIO DEL	SPONSORED ADR SER B	3,700 00	13 1186	48,538 72	17 6000	65,120 00
RF- EMERGING MARKETS MGMT	TELEFONOS DE MEXICO S A	SPONSORED ADR REPSTG SH ORD L	67,200 00	30 7811	2 068,491 03	33 0300	2,219,616 00
RF- EMERGING MARKETS MGMT	TV AZTECA S A DE C V	SPONSORED ADR	50,200 00	5 8917	295,761 99	9 1000	456,820 00
RF- EMERGING MARKETS MGMT	GRUPO TRIBASA	SPONSORED ADR	3,920 00	61 6136	241,525 46	-	-
RF - CAPITAL GUARDIAN	AMERICA MOVIL S A DEC V	SPONS ADR REPSTG SER L SHS	9,000 00	15 2125	136,912 54	27 3400	246,060 00
RF - CAPITAL GUARDIAN	TELEFONOS DE MEXICO S A	SPONSORED ADR REPSTG SH ORD L	5,800 00	24 1515	140,078 88	33 0300	191,574 00
RF-LAZARD ASSET MANAGEMENT	TELEFONOS DE MEXICO S A	SPONSORED ADR REPSTG SH ORD L	30,200 00	34 0437	1,028,119 88	33 0300	997,506 00
RF - CAPITAL GUARDIAN II	AMERICA MOVIL S A DEC V	SPONS ADR REPSTG SER L SHS	10,100 00	18 6500	188 365 00	27 3400	276,134 00
RF - CAPITAL GUARDIAN II	TELEFONOS DE MEXICO S A	SPONSORED ADR REPSTG SH ORD L	7,900 00	37 8400	298,936 00	33 0300	260,937 00
RF - ARTISAN PARTNERS	WALMART DE MEXICO	SER V NPV	279,500 00	2 7995	782,463 51	2 8503	796,670 45
RF - ARTISAN PARTNERS	GRUPO MODELO SA DE	MXN SERIES C SHS	165,300 00	2 3262	384,526 95	2 4001	396,728 83
RF - ARTISAN PARTNERS	TELEFONOS DE MEXICO S A	SPONSORED ADR REPSTG SH ORD L	20,900 00	30 2754	632,067 60	33 0300	690,327 00
RF - ARTISAN PARTNERS	GRUPO TELEVISION SA DE CV	SPONSORED ADR REPSTG ORD PARTN	28,900 00	31 6666	915,165 21	39 8600	1,151,954 00
RF - BAILLIE GIFFORD	WAL MART DE MEXICO	SER C NPV	50,000 00	2 6421	132,105 54	2 6741	133,707 09
RF - BAILLIE GIFFORD	CONSORICO ARA SA	SER UNICA NPV	26,000 00	2 7259	70 874 62	2 4846	64,599 43
RF - BAILLIE GIFFORD	GRUPO FINANCIERO BANORTE SA	O SHS	15,400 00	3 4399	52,973 69	3 4706	53,447 24
RF - BAILLIE GIFFORD	GF BBVA BANCOAMER	SER B NPV	177,000 00	0 8771	155,238 90	0 8543	151,211 37
RF - BAILLIE GIFFORD	AMERICA MOVIL S A DEC V	SPONS ADR REPSTG SER L SHS	10,500 00	24 8826	261,267 67	27 3400	287,070 00
RF - BAILLIE GIFFORD	GRUPO AEROPORTUARIO DEL	SPONSORED ADR SER B	2,900 00	17 3781	50,396 45	17 6000	51,040 00
RF - BAILLIE GIFFORD	TV AZTECA S A DE C V	SPONSORED ADR	12,400 00	8 2696	102,542 69	9 1000	112,840 00
NETHERLANDS							
RF- MERCATOR ASSET MANAGEMENT	ABN AMRO HLDGS NV	EURO 56	110,300 00	17 3695	1,915,855 31	23 3981	2,580,805 27
RF- MERCATOR ASSET MANAGEMENT	AKZO NOBEL NV	EUR2	59,100 00	29 6643	1,753,160 61	38 5973	2,281,102 07
RF- MERCATOR ASSET MANAGEMENT	ING GROEP NV	CVA EURO 24	100,300 00	14 0598	1,410,198 41	23 3224	2,339,233 93
RF- ACADIAN ASSET MANAGEMENT	ABN AMRO HLDGS NV	EURO 56	38,966 00	17 5202	647,653 26	23 3981	864,932 44
RF- ACADIAN ASSET MANAGEMENT	KLM	EUR2	8,300 00	10 1410	84,170 59	16 2462	134,843 42
RF- ACADIAN ASSET MANAGEMENT	KON KPN NV	EURO 24	11,000 00	6 5534	72,087 19	7 7195	84,914 12
RF- ACADIAN ASSET MANAGEMENT	STMICROELECTRONICS	EUR1 04	1,600 00	27 2916	43,666 62	27 1190	43,390 46
RF- ACADIAN ASSET MANAGEMENT	HEINEKEN HOLDING	A EUR2	9,100 00	31 5560	287,159 21	34 2204	311,406 01
RF- ACADIAN ASSET MANAGEMENT	ING GROEP NV	CVA EURO 24	43,565 00	21 1798	922,696 24	23 3224	1,016,039 14
RF - CAPITAL GUARDIAN	REED ELSEVIER NV	EURO 06	2,900 00	12 1173	35,140 05	12 4243	36,030 48
RF - CAPITAL GUARDIAN	VNU NV	EURO 20	3,549 00	28 3484	100,608 50	31 5968	112,137 16
RF - CAPITAL GUARDIAN	ROYAL DUTCH PETROL	EURO 56(BR)	23,500 00	48 3283	1,135,714 21	52 7245	1,239,024 67
RF - CAPITAL GUARDIAN	ABN AMRO HLDGS NV	EURO 56	32,432 00	15 8415	513,770 46	23 3981	758,845 66
RF - CAPITAL GUARDIAN	NUMICO (KON) NV	CVA (PART EXCH) EURO 25	3,300 00	24 0113	79,237 33	27 6362	91,199 43
RF - CAPITAL GUARDIAN	TPG NV	EURO 48	4,000 00	22 8322	91,328 91	23 4233	93,693 12
RF - CAPITAL GUARDIAN	AEGON NV	EURO 12	52,659 00	21 8701	1,151,657 68	14 7956	779,123 73
RF - CAPITAL GUARDIAN	KON KPN NV	EURO 24	60,000 00	5 6869	341,216 04	7 7195	463,167 93
RF - CAPITAL GUARDIAN	STMICROELECTRONICS	EUR1 04	3,200 00	19 2447	61,583 19	27 1190	86,780 92
RF - CAPITAL GUARDIAN	PHILIPS ELEC(KON)	EURO 20	3,900 00	17 6728	68,923 96	29 2003	113,881 04
RF - CAPITAL GUARDIAN	HEINEKEN HOLDING	A EUR2	21,700 00	34 8699	756,677 61	34 2204	742,583 57
RF - CAPITAL GUARDIAN	HEINEKEN NV	EUR2	300 00	35 8250	10,747 49	38 0802	11,424 05
RF - CAPITAL GUARDIAN	ING GROEP NV	CVA EURO 24	17,139 00	19 9673	342,218 88	23 3224	399,722 14
RF - CAPITAL GUARDIAN	ROYAL DUTCH PETE CO	NY REGISTRY SH PAR N GLDR 1 25	1,200 00	46 7011	56,041 37	52 3900	62,868 00
RF - CAPITAL GUARDIAN	STMICROELECTRONICS N V	SHS N Y REGISTRY	5,000 00	19 5500	97,750 00	27 0100	135,050 00
RF - CAPITAL GUARDIAN	ASML HOLDING N V	NEW YORK SHS	6,300 00	10 6250	66,937 50	20 0500	126,315 00
RF-LAZARD ASSET MANAGEMENT	ROYAL DUTCH PETROL	EURO 56(BR)	29,600 00	42 2008	1,249,143 87	52 7245	1,560,643 84
RF-LAZARD ASSET MANAGEMENT	ABN AMRO HLDGS NV	EURO 56	29,100 00	15 4063	448,322 30	23 3981	680,883 35
RF-LAZARD ASSET MANAGEMENT	KON KPN NV	EURO 24	235,800 00	5 9326	1,398,910 78	7 7195	1,820,249 97
RF-LAZARD ASSET MANAGEMENT	PHILIPS ELEC(KON)	EURO 20	68,936 00	20 8227	1,435,433 45	28 2003	2,012,949 53
RF-LAZARD ASSET MANAGEMENT	HEINEKEN NV	EUR2	32,733 00	40 8022	1,335,576 81	38 0802	1,246,478 33
RF - INSTITUTIONAL CAPITAL	KONINKLIJKE PHILIPS ELECTRS N V	EURO 56(BR)	83,352 00	19 3870	1,615,941 69	29 0900	2,424,709 68
RF - CAPITAL GUARDIAN II	ROYAL DUTCH PETROL	EURO 56	57,900 00	49 7451	2,880,242 65	52 7245	3,052,745 90
RF - CAPITAL GUARDIAN II	ABN AMRO HLDGS NV	EURO 56	38 457 00	18 7851	722,417 74	23 3981	899,818 93
RF - CAPITAL GUARDIAN II	UNILEVER NV	CVA NLG1 12	5,200 00	60 0164	312,085 29	65 4010	340,085 34

THE ROCKEFELLER FOUNDATION
890 HOLDINGS
AS OF DECEMBER 31, 2003

STATEMENT 9

Investments-corporate stock

Fund Name	Security Name	Security Description	Shares/Par Value	Base Unit Cost	Base Total Cost	Base Price Amount	Base Market Value
RF - CAPITAL GUARDIAN II	AEGON NV	EUR0 12	102,124 00	14 9525	1,527,012 72	14 7956	1,510,990 17
RF - CAPITAL GUARDIAN II	ASML HOLDING NV	EUR0 02	30,900 00	5 2298	161,601 42	19 8284	612,698 52
RF - CAPITAL GUARDIAN II	STMICROELECTRONICS	EUR1 04	9,600 00	23 1108	221,883 58	27 1190	260,342 76
RF - CAPITAL GUARDIAN II	HEINEKEN HOLDING	A EUR2	10,800 00	33 7811	364,835 93	34 2204	369,580 76
RF - CAPITAL GUARDIAN II	HEINEKEN NV	EUR2	30,325 00	42 1667	1,278,705 16	38 0802	1,154,781 28
RF - CAPITAL GUARDIAN II	ING GROEP NV	CVA EURO 24	15,702 00	17 2176	270,350 01	23 3224	366 207 89
RF - CAPITAL GUARDIAN II	KONINKLIJKE PHILIPS ELECTRS N V		3,300 00	31 0100	102,333 00	29 0900	95,997 00
RF - CAPITAL GUARDIAN II	ROYAL DUTCH PETE CO	NY REGISTRY SH PAR N GLDR 1 25	9,200 00	45 4575	418,209 29	52 3900	481,988 00
RF - ARTISAN PARTNERS	WOLTERS KLUWER	CVA EURO 12	21,100 00	16 6660	351,651 67	15 6407	330,019 77
RF - ARTISAN PARTNERS	ASML HOLDING NV	EUR0 02	72,500 00	9 1555	663,777 06	19 8284	1,437,581 25
RF - ARTISAN PARTNERS	KON KPN NV	EUR0 24	22,600 00	7 8860	178,223 22	7 7195	174,459 92
RF - ARTISAN PARTNERS	ASML HOLDING N V	NEW YORK SHS	8,100 00	14 7294	119,308 44	20 0500	162,405 00
SOUTHEASTERN ASSET MGMT	KONINKLIJKE PHILIPS ELECTRS N V		208,000 00	17 0355	3,543,383 20	29 0900	6,050,720 00
RF - ARTISAN SMALL CAP	CORE LABORATORIES NV	COM	21,600 00	11 3100	244,296 00	16 6900	360,504 00
NETH. ANTILLES							
RF-ALLIANCE CAPITAL MGMT	SCHLUMBERGER LTD	COM	4,100 00	54 2448	222,403 62	54 7200	224,352 00
RF - CAPITAL GUARDIAN II	SCHLUMBERGER LTD	COM	21,200 00	47 0376	997,197 56	54 7200	1,160,064 00
NEW ZEALAND							
RF - ACADIAN ASSET MANAGEMENT	TELECOM CORP OF NZ	NPV (NZ LISTING)	511,023 00	2 9532	1,509,174 61	3 5257	1,801,700 54
RF - CAPITAL GUARDIAN	TELECOM CORP OF NZ	NPV (NZ LISTING)	283 00	2 2608	639 81	3 5257	997 77
NORWAY							
RF - ACADIAN ASSET MANAGEMENT	NORSK HYDRO AS	NOK20	19,400 00	39 9578	775,180 81	61 7033	1,197,044 85
RF - ACADIAN ASSET MANAGEMENT	TELENOR AS	ORD NOK6	14,700 00	4 1595	61,144 81	6 5386	96,117 42
RF - CAPITAL GUARDIAN	DNB NOR ASA	NOK10	14,000 00	4 8332	67,664 86	6 6739	93,434 34
RF - CAPITAL GUARDIAN	NORSK HYDRO AS	NOK20	3,800 00	46 4978	176,691 75	61 7033	234,472 70
RF - CAPITAL GUARDIAN	NORSKE SKOGSINDUST	ORD A NOK10	3,200 00	13 6327	43,624 71	19 0897	61,087 06
RF - CAPITAL GUARDIAN	STATOIL ASA	NOK2 50	29,900 00	7 2183	215,826 51	11 2359	335,952 53
RF - CAPITAL GUARDIAN	NORSK HYDRO A S	SPONSORED ADR	2,400 00	33 0475	79,314 00	61 8000	148,320 00
RF-LAZARD ASSET MANAGEMENT	STATOIL ASA	NOK2 50	50,400 00	7 5086	378,432 27	11 2359	566,287 88
RF - CAPITAL GUARDIAN II	NORSK HYDRO AS	NOK20	19,100 00	41 9154	800,584 47	61 7033	1,178,533 85
RF - CAPITAL GUARDIAN II	NORSKE SKOGSINDUST	ORD A NOK10	19,000 00	13 7920	262,048 92	19 0897	362,704 43
RF - CAPITAL GUARDIAN II	STATOIL ASA	NOK2 50	53,100 00	8 5060	451,669 24	11 2359	596,624 73
RF - ARTISAN PARTNERS	TELENOR AS	ORD NOK6	104,200 00	5 1891	540,699 77	6 5386	681,322 15
PAKISTAN							
RF- EMERGING MARKETS MGMT	FAUJI FERTILIZER	PKR10	31,500 00	1 6571	52,198 47	1 6641	52,417 67
RF- EMERGING MARKETS MGMT	HUB POWER CO	PKR10	78,000 00	0 4347	33,903 30	0 6700	52,258 23
RF- EMERGING MARKETS MGMT	PAKISTAN STATE OIL	PKR10	14,280 00	2 0409	29,143 54	5 0279	71,798 12
RF- EMERGING MARKETS MGMT	PAK TELECOM CORP	A PKR10	102,400 00	0 3335	34,152 48	0 6386	65,393 97
RF- EMERGING MARKETS MGMT	OIL AND GAS DEVELOPMENT CO LTD		7,112 00	0 5571	3,962 32	0 5578	3,966 81
RF- ACADIAN ASSET MANAGEMENT	HUB POWER CO	PKR10	400 00	0 6205	248 18	0 6700	267 99
PANAMA							
RF - CAPITAL GUARDIAN II	CARNIVAL CORP	PAIRED 1 COM CARN +1 TR SH BEN	15,000 00	30 8583	462,874 50	39 7300	595,950 00
PERU							
RF- EMERGING MARKETS MGMT	MINAS BUENAVENTURA	COM PEN4	10,527 00	3 3838	35,620 84	28 2918	297,827 88
PHILIPPINES							
RF- EMERGING MARKETS MGMT	ABS CBN HLDGS CORP	PDR EACH REPR 1 ORD SHS PHP1	150,800 00	0 5573	84,046 39	0 4503	67,903 46
RF- EMERGING MARKETS MGMT	1ST PHILIPPINE	PHP10	218,472 00	0 6144	134,229 52	0 3377	73,781 52
RF- EMERGING MARKETS MGMT	EQUITABLE PCI BANK	PHP10	155,165 00	1 5631	242,543 60	0 6034	93,624 41
RF- EMERGING MARKETS MGMT	FILINVEST LAND	PHP1 00	1,210,000 00	0 0226	27,292 83	0 0184	22,229 83
RF- EMERGING MARKETS MGMT	SM PRIME	PHP1	2,577,000 00	0 1192	307,172 00	0 1171	301,702 09
RF- EMERGING MARKETS MGMT	PHILIPPINE LONG DIST TEL CO	SPONSORED ADR	17,700 00	7 8098	138,233 67	17 4200	308,334 00
RF- ACADIAN ASSET MANAGEMENT	AYALA LAND INC	PHP1	2,365,400 00	0 0973	230,170 71	0 1099	259,887 25
RF- ACADIAN ASSET MANAGEMENT	1ST PHILIPPINE	PHP10	190,560 00	0 4873	92,854 32	0 3377	64,355 19
RF- ACADIAN ASSET MANAGEMENT	GLOBE TELECOM IN	PHP50	8,375 00	9 0724	75,981 37	15 4899	129,728 03
RF- ACADIAN ASSET MANAGEMENT	PHILIPPINE LNG DIS	PHP5	46,280 00	7 1000	328,589 59	17 4712	808,566 28
POLAND							
RF- EMERGING MARKETS MGMT	BRE BANK	PLN4	4,421 00	19 2371	85,047 15	24 7135	109,258 20
RF- EMERGING MARKETS MGMT	POLSKI KONCERN NAF	PLN1 25	3,733 00	3 7769	14,099 13	6 6793	24,933 87
RF- EMERGING MARKETS MGMT	BK PEKAO	GDR (REP 1 PLN1) REGS	3,500 00	16 0679	56,237 65	29 2500	102,375 00

Prepared by SSC 8/31/2004

THE ROCKEFELLER FOUNDATION
990 HOLDINGS
AS OF DECEMBER 31, 2003

STATEMENT 9

Investments-corporate stock

Fund Name	Security Name	Security Description	Shares/Par Value	Base Unit Cost	Base Total Cost	Base Price Amount	Base Market Value
RF- EMERGING MARKETS MGMT	POLSKI KONCERN NAFTOWY S A	GLOBAL DEPOSITARY RCPT 144A	15,800 00	9 2224	145,713 92	13 3590	211,072 20
RF- EMERGING MARKETS MGMT	POLSKI KONCERN NAFTOWY ORLEN	GLOBAL DEPOSITARY RCPT REG S	3,300 00	8 3030	27,399 80	13 3590	44,084 70
RF- EMERGING MARKETS MGMT	TELEKOMUNIKA CTA POLSKA	SPONSORED GDR RESPTG SHS SER A	75,400 00	4 5279	341,404 96	4 0000	301,600 00
PORTUGAL							
RF- MERCATOR ASSET MANAGEMENT	PORTUGAL TCOM SGPS	EUR1(REGD)	302,900 00	7 2740	2,203,307 58	10 0656	3,048,863 46
RF- ACADIAN ASSET MANAGEMENT	JERONIMO MARTINS SGPS	EUR5	3,979 00	13 2213	52,607 41	13 1937	52,497 84
RF- ACADIAN ASSET MANAGEMENT	PORTUGAL TCOM SGPS	EUR1(REGD)	7,300 00	9 5904	70,009 91	10 0656	73,478 72
QATAR							
RF- EMERGING MARKETS MGMT	QATAR TELECOM Q S C Q TEL	GLOBAL DEPOSITARY RCPT REG S	3,500 00	21 7657	76,180 00	22 1000	77,350 00
RUSSIAN FEDERATION							
RF- EMERGING MARKETS MGMT	GAZPROM OAO	ADS REP10 ORD RUB5(REG S)	31,400 00	23 1787	727,811 22	25 9000	813,260 00
RF- EMERGING MARKETS MGMT	MOBILE TELESYSTEMS	SPONSORED ADR	6,000 00	45 3259	271,955 51	82 8000	496,800 00
RF- EMERGING MARKETS MGMT	MOBILE TELESYSTEMS OJSC	GDR 144A	4,400 00	40 6000	178,200 00	82 8000	364,320 00
RF- EMERGING MARKETS MGMT	OIL CO LUKOIL	SPONSORED ADR	6,700 00	72 0358	482,640 00	93 2500	624,775 00
RF- EMERGING MARKETS MGMT	OPEN JT STK CO VIMPEL COMMN	SPONSORED ADR	11,400 00	39 0271	444,909 47	73 5000	837,900 00
RF- EMERGING MARKETS MGMT	SIBERIAN OIL CO	SPONSORED ADR	26,300 00	17 6554	464,336 06	28 5000	749,550 00
RF- EMERGING MARKETS MGMT	SIBIRTELECOM OPEN JT STK CO	SPONSORED ADR	1,500 00	20 4513	30,677 00	28 3200	42,480 00
RF- EMERGING MARKETS MGMT	URALSIVY ASINFORM JSC	SPONSORED ADR	26,500 00	2 5272	66,972 00	7 6200	201,930 00
RF- EMERGING MARKETS MGMT	URALSIVYASINFORM JSC	SPONSORED ADR REPSTG PFD SHS	12,900 00	2 5200	32,508 00	4 7000	60,630 00
RF- EMERGING MARKETS MGMT	VOLGATELECOM PUB JT STK CO	SPONSORED ADR	19,700 00	2 5545	50,323 00	5 3700	105,789 00
RF- EMERGING MARKETS MGMT	YUKOS CORP	SPONSORED ADR	8,356 00	35 0653	293,005 42	42 6000	355,965 60
RF- EMERGING MARKETS MGMT	YUKOS CORP	SPONSORED ADR	600 00	42 5488	25,529 27	42 6000	25,560 00
RF- CAPITAL GUARDIAN	YUKOS CORP	SPONSORED ADR	5,800 00	60 5763	351,342 54	93 2500	540,850 00
RF- LAZARD ASSET MANAGEMENT	OIL CO LUKOIL	SPONSORED ADR	800 00	23 2847	18,627 76	25 2600	20,208 00
RF- ARTISAN PARTNERS	GAZPROM O A O	SPONSORED ADR REG S	6,900 00	70 0284	483,195 80	89 0000	614,100 00
RF- ARTISAN PARTNERS	OIL CO LUKOIL	SPONSORED ADR	2,523 00	56 2781	141,989 71	66 5000	167,779 50
RF- BAILLIE GIFFORD	JSC MMC NORILSK NICKEL	SPONSORED ADR	5,394 00	26 7634	144,361 64	25 9000	139,704 60
RF- BAILLIE GIFFORD	GAZPROM OAO	ADS REP10 ORD RUB5(REG S)	600 00	82 4888	49,493 29	82 8000	49,680 00
RF- BAILLIE GIFFORD	MOBILE TELESYSTEMS	SPONSORED ADR	2,610 00	87 6938	228,880 88	89 0000	232,290 00
RF- BAILLIE GIFFORD	OIL CO LUKOIL	SPONSORED ADR	800 00	66 8664	53,493 13	73 5000	58,800 00
SINGAPORE							
RF- EMERGING MARKETS MGMT	HUAN HSIN HLDGS	SGD0 20	100,000 00	0 5376	53,759 40	0 6654	66,537 13
RF- EMERGING MARKETS MGMT	HONG LEONG ASIA	SGD0 20	95,000 00	0 5801	55,109 64	1 1188	106,282 75
RF- EMERGING MARKETS MGMT	GES INTERNATIONAL	SGD0 20	80,000 00	0 3787	30,294 78	0 4181	33,445 21
RF- EMERGING MARKETS MGMT	GOODPACK	SGD0 01	135,000 00	0 4590	61,968 58	0 4799	64,785 37
RF- EMERGING MARKETS MGMT	AUTRON	NPV	722,000 00	0 2338	168,812 67	0 2238	161,549 79
RF- EMERGING MARKETS MGMT	SEKSUN CORPORATION	SGD0 20	63,600 00	0 4232	26,915 61	0 7360	46,811 52
RF- MERCATOR ASSET MANAGEMENT	KEPPEL CORP	SGD0 50	332,800 00	2 9453	980,212 11	3 5918	1,195,380 07
RF- MERCATOR ASSET MANAGEMENT	UNITED O/SEAS BANK	SGD1	261,600 00	6 3717	1,666,832 65	7 7725	2,033,280 34
RF- CAPITAL GUARDIAN	SINGAPORE PRESS HD	SGD1 (POST RECONSTRUCTION)	7,000 00	17 0729	119,510 52	11 1288	77,901 43
RF- CAPITAL GUARDIAN	DBS GROUP HLDGS	SGD1	22,780 00	4 7454	108,100 81	8 6557	197,177 18
RF- CAPITAL GUARDIAN	SINGAPORE TELECOMM	SGD0 15	511,560 00	0 9977	510,362 62	1 1541	590,388 98
RF- CAPITAL GUARDIAN	SINGAPORE AIRLINES	SGD0 50(1000 BOARD LOT)	14,000 00	6 5529	91,740 65	6 5948	92,327 62
RF- CAPITAL GUARDIAN	VENTURE CORP LTD	SGD0 25	10,000 00	8 0895	80,894 90	11 7765	117,764 82
RF- LAZARD ASSET MANAGEMENT	O/SEAS CHINESE BK	SGD1	159,350 00	6 3715	1,015,298 21	7 1248	1,135,332 39
RF- LAZARD ASSET MANAGEMENT	UNITED O/SEAS BANK	SGD1	95,736 00	5 8159	556,789 50	7 7725	744,105 99
RF- CAPITAL GUARDIAN II	SINGAPORE PRESS HD	SGD1 (POST RECONSTRUCTION)	32,000 00	12 4192	397,415 26	11 1288	356,120 83
RF- CAPITAL GUARDIAN II	SINGAPORE TELECOMM	SGD0 15	722,000 00	0 8445	609,734 05	1 1541	833,256 79
RF- CAPITAL GUARDIAN II	UNITED O/SEAS BANK	SGD1	39,000 00	7 2033	280,929 46	7 7725	303,126 66
RF- ARTISAN PARTNERS	DBS GROUP HLDGS	SGD1	103,900 00	7 2752	755,895 53	8 6557	899,328 74
SOUTH AFRICA							
RF- EMERGING MARKETS MGMT	BARLOWORLD LTD	ZAR0 05	43,500 00	7 3927	321,582 45	10 5094	457,157 30
RF- EMERGING MARKETS MGMT	STANDARD BK GR LTD	ZAR0 10	130,154 00	3 0049	391,094 89	5 8697	763,960 11
RF- EMERGING MARKETS MGMT	STEINHOFF INTL HLD	ZAR0 005	271,600 00	0 9678	262,853 92	1 1461	311,271 91
RF- EMERGING MARKETS MGMT	SANLAM	ZAR0 01	407,800 00	0 8566	349,321 34	1 3184	537,623 97
RF- EMERGING MARKETS MGMT	ANGLO AMERICAN	USD0 50	141,718 00	14 4690	2,050,518 43	21 4232	3,036,056 03
RF- EMERGING MARKETS MGMT	MASSMART	ZAR0 01	93,571 00	3 9148	366,307 99	4 5693	427,552 88
RF- EMERGING MARKETS MGMT	HARMONY GOLD MNG	ZAR0 50	14,667 00	6 4201	94,163 88	16 2547	238,407 42
RF- EMERGING MARKETS MGMT	IMPALA PLATINUM	ZAR0 20	14,700 00	49 5068	727,749 62	86 8914	1,277,303 37
RF- EMERGING MARKETS MGMT	GOLD REEF CASINO	ZAR0 02	96 899 00	0 6252	60 585 55	0 9004	87 245 39
RF- EMERGING MARKETS MGMT	NETWORK HEALTHCARE	ZAR0 01	209,500 00	0 2688	56,316 19	0 7581	158,811 99
RF- EMERGING MARKETS MGMT	SASOL	NPV	7,500 00	11 9964	89,972 64	14 2322	106,741 57

THE ROCKEFELLER FOUNDATION
990 HOLDINGS
AS OF DECEMBER 31, 2003

STATEMENT 9

Investments-corporate stock

Fund Name	Security Name	Security Description	Shares/Par Value	Base Unit Cost	Base Total Cost	Base Price Amount	Base Market Value
RF - EMERGING MARKETS MGMT	UTD SERVICE TECHN	NPV	16,700 00	3 5841	59,855 21	5 0187	83,812 73
RF - EMERGING MARKETS MGMT	TELKOM SA LTD	SPONSORED ADR	3,200 00	13 9303	44,576 97	42 2800	135,296 00
RF - EMERGING MARKETS MGMT	S AFRICA CAPITAL GROWTH FUND		60 00	409 4340	24,566 04	331 8300	19,909 80
RF - CAPITAL GUARDIAN II	SASOL	NPV	57,500 00	11 1624	641,835 97	14 2322	818,352 05
RF - BAILLIE GIFFORD	ANGLO AMERICAN	USD0 50	9,300 00	20 9007	194,376 07	21 4232	199,235 96
RF - BAILLIE GIFFORD	IMPALA PLATINUM	ZAR0 20	2,100 00	87 9304	184,653 84	86 8914	182,471 91
RF - BAILLIE GIFFORD	NEDCOR LTD	R1	13,600 00	9 9894	135,855 82	9 2929	126,383 22
RF - BAILLIE GIFFORD	SAPPI	R1	10,100 00	12 8844	130,132 16	13 6330	137,692 88
RF - BAILLIE GIFFORD	SASOL	NPV	16,800 00	13 6545	229,396 03	14 2322	239,101 12
SPAIN							
RF - MERCATOR ASSET MANAGEMENT	IBERDROLA SA	EUR3	121,400 00	7 2888	884,856 57	19 7654	2,399,515 14
RF - MERCATOR ASSET MANAGEMENT	BBVA (BILB VIZ ARG)	EURO 49	173,000 00	9 6341	1,666,690 65	13 8118	2,389,439 47
RF - MERCATOR ASSET MANAGEMENT	REPSOL YPF SA)	EUR1(REGD)	112,600 00	16 9448	1,907,988 30	19 5005	2,195,754 04
RF - ACADIAN ASSET MANAGEMENT	IBERIALINEAS AERE	EUR 0 78	23,800 00	2 2235	52,918 63	2 8759	68,445 93
RF - ACADIAN ASSET MANAGEMENT	UNION FENOSA	EUR3	56,000 00	16 2470	942,327 78	18 7815	1,089,327 59
RF - ACADIAN ASSET MANAGEMENT	REPSOL YPF SA)	EUR1(REGD)	63,100 00	14 7981	933,761 95	19 5005	1,230,480 28
RF - ACADIAN ASSET MANAGEMENT	BCO SANT CENT HISP	EURO 50(REGD)	12,800 00	8 1464	104,274 51	11 8441	151,604 25
RF - ACADIAN ASSET MANAGEMENT	TELEFONICA SA	EUR 1	78,100 00	10 7923	842,879 29	14 6821	1,146,673 63
RF - CAPITAL GUARDIAN	BBVA (BILB VIZ ARG)	EURO 49	38,000 00	12 1492	461,670 87	13 8118	524,847 98
RF - CAPITAL GUARDIAN	REPSOL YPF SA)	EUR1(REGD)	6,000 00	14 1454	84,872 30	19 5005	117,002 88
RF - CAPITAL GUARDIAN	TELEFONICA SA	EUR 1	26,358 00	11 7071	308,575 64	14 6821	386,991 34
RF - CAPITAL GUARDIAN	INDITEX	EURO 15	15,200 00	18 8598	286,668 42	20 3077	308,677 71
RF - LAZARD ASSET MANAGEMENT	ENDESA S A	EUR1 2	81,900 00	15 8823	1,300,758 48	19 2356	1,575,395 34
RF - CAPITAL GUARDIAN II	BBVA (BILB VIZ ARG)	EURO 49	70,500 00	10 9629	772,884 01	13 8118	973,731 11
RF - CAPITAL GUARDIAN II	TELEFONICA SA	EUR 1	38,758 00	10 3315	400,430 06	14 6821	569,049 64
RF - CAPITAL GUARDIAN II	INDITEX	EURO 15	31,900 00	21 0242	670,672 89	20 3077	647,817 04
RF - ARTISAN PARTNERS	REPSOL YPF SA)	EUR1(REGD)	63,900 00	13 5492	865,792 90	19 5005	1,246,080 67
RF - ARTISAN PARTNERS	TELEFONICA SA	EUR 1	84,884 00	9 0613	769,160 10	14 6821	1,246,277 14
RF - ARTISAN PARTNERS	PROMOTORA DE INFOR	EURO 10	72,800 00	7 8387	570,657 92	14 5055	1,056,002 70
RF - ARTISAN PARTNERS	INDITEX	EURO 15	31,400 00	20 6676	648,964 05	20 3077	637,663 17
SRI LANKA							
RF - EMERGING MARKETS MGMT	NATIONAL DEVELOPMENT BANK	LKR10	33,300 00	3 3177	110,478 01	1 4673	48,859 46
SWEDEN							
RF - MERCATOR ASSET MANAGEMENT	ATLAS COPCO AB	SER A SEK5 0	31 900 00	30 2015	963,428 72	35 7873	1,141,613 28
RF - MERCATOR ASSET MANAGEMENT	ELECTROLUX AB	SERVB SEK5	99,400 00	6 9452	690,353 86	21 9588	2,182,702 60
RF - ACADIAN ASSET MANAGEMENT	SKAND ENSKILDA BKN	SER A SEK10	18,200 00	13 0964	238,355 24	14 7318	268,119 47
RF - ACADIAN ASSET MANAGEMENT	VOLVO AB	SEK6 SER A	2,600 00	17 6685	45,938 07	29 3247	76,244 21
RF - ACADIAN ASSET MANAGEMENT	VOLVO(AB)	SEK6 SER B	9,300 00	24 8899	231,476 53	30 5755	284,352 29
RF - ACADIAN ASSET MANAGEMENT	NORDEA	ORD EURO 39632	20,900 00	5 2506	109,738 42	7 5049	156,852 39
RF - ACADIAN ASSET MANAGEMENT	SVENSKA HANDELSBANKEN SERIES A	PV SEK4	33,300 00	16 6782	555,385 69	20 4300	680,319 10
RF - ACADIAN ASSET MANAGEMENT	AXFOOD AB	SEK5	8,200 00	22 1215	181,396 67	23 1401	189,748 86
RF - CAPITAL GUARDIAN	FORENINGSSPARBK	SEK20 SER A	21,000 00	11 6961	245,619 11	19 6656	412,977 92
RF - CAPITAL GUARDIAN	ASSA ABLOY	SEK1 SER B	16,900 00	13 8804	234,579 46	11 8828	200,818 59
RF - CAPITAL GUARDIAN	SVENSKA HANDELSBANKEN SERIES A	PV SEK4	5,700 00	12 7886	72,894 81	20 4300	116,451 02
RF - CAPITAL GUARDIAN	SANDVIK AB	SEK6	2,900 00	22 9805	66,643 39	34 4669	99,954 14
RF - LAZARD ASSET MANAGEMENT	SANDVIK AB	SEK6	14,100 00	23 7860	335,382 66	34 4669	485,983 91
RF - CAPITAL GUARDIAN II	FORENINGSSPARBK	SEK20 SER A	47,100 00	12 1865	573,983 22	19 6656	926,250 47
RF - CAPITAL GUARDIAN II	ASSA ABLOY	SEK1 SER B	25,900 00	12 5558	325,196 42	11 8828	307,763 40
RF - ARTISAN PARTNERS	ERICSSON (LM) TEL	SEK1 SER B	266,600 00	1 6977	452,605 66	1 7928	477,970 34
RF - ARTISAN PARTNERS	SANDVIK AB	SEK6	12,100 00	31 4968	381,111 08	34 4669	417,050 02
RF - ARTISAN PARTNERS	ERICSSON L M TEL CO	ADR CL B SEK 10 NEW EXCHANGE	17,800 00	16 6842	296,979 32	17 7000	315,060 00
SWITZERLAND							
RF - MERCATOR ASSET MANAGEMENT	GIVAUDAN AG	CHF10	5,400 00	407 8088	2,202,167 69	519 1025	2,803,153 43
RF - MERCATOR ASSET MANAGEMENT	HOLCIM	CHF2(REGD)	49,500 00	34 9290	1,728,985 52	46 5737	2,305,397 21
RF - MERCATOR ASSET MANAGEMENT	SWATCH GROUP	CHF2 25(BR)	20,500 00	80 0353	1,640,724 04	120 0728	2,461,491 81
RF - ACADIAN ASSET MANAGEMENT	ZURICH FIN SVS GRP	CHF9	7,150 00	112 1034	801,539 60	143 9256	1,029,068 12
RF - ACADIAN ASSET MANAGEMENT	CLARIANT	CHF5(REGD)	15,770 00	13 8352	218,180 33	14 7564	232,708 71
RF - ACADIAN ASSET MANAGEMENT	MICRONAS SEMICONDU	CHF1	12,226 00	31 6008	386,351 13	42 8138	523,441 84
RF - ACADIAN ASSET MANAGEMENT	PHONAK	CHF0 05	2,430 00	22 3256	54,251 18	21 8314	53,050 33
RF - ACADIAN ASSET MANAGEMENT	CREDIT SUISSE GRP	CHF3 (REGD)	27,180 00	30 1066	818,297 74	36 5878	994,457 25
RF - ACADIAN ASSET MANAGEMENT	SWISS LIFE HOLDING	CHF50	620 00	178 7587	110,830 39	183 5456	113,798 26
RF - ALLIANCE CAPITAL MGMT	ALCON INC	COM	16,400 00	52 9372	868,169 95	60 5400	992,856 00
RF - CAPITAL GUARDIAN	SYNTHES STRATEC	COM CHF0 01	127 00	596 6217	75,770 95	989 6907	125,690 72

THE ROCKEFELLER FOUNDATION
990 HOLDINGS
AS OF DECEMBER 31, 2003

STATEMENT 9

Investments-corporate stock

Fund Name	Security Name	Security Description	Shares/Par Value	Base Unit Cost	Base Total Cost	Base Price Amount	Base Market Value
RF - CAPITAL GUARDIAN	SWISSCOM AG	CHF1 (REGD)	1,499 00	274 9035	412,080 36	329 8969	494,515 46
RF - CAPITAL GUARDIAN	SERONO SA	B CHF25 BR	135 00	613 1179	82,770 91	713 1595	96,276 53
RF - CAPITAL GUARDIAN	NOVARTIS AG	CHF0 50 REGD	18,276 00	39 4966	721,839 66	45 4013	829,753 31
RF - CAPITAL GUARDIAN	ROCHE HOLDINGS AG	GENUSSSCHEINE NPV	2,330 00	69 1196	161,048 63	100 8692	235,025 27
RF - CAPITAL GUARDIAN	HOLCIM	CHF2(REGD)	8,745 00	39 7367	347,497 70	46 5737	407,288 84
RF - CAPITAL GUARDIAN	NESTLE SA	CHF1 (REGD)	2,360 00	214 9432	507,266 05	249 8484	589,642 21
RF - CAPITAL GUARDIAN	UBS AG	CHF 80 (REGD)	5,481 00	50 9190	279,086 98	68 4860	375,371 50
RF - CAPITAL GUARDIAN	CREDIT SUISSE GRP	CHF3 (REGD)	3,016 00	19 2783	58,143 28	36 5878	110,348 90
RF - CAPITAL GUARDIAN	SWISS REINSURANCE	CHF0 1	8,910 00	98 4994	877,629 77	67 5157	601,564 58
RF-LAZARD ASSET MANAGEMENT	ROCHE HOLDINGS AG	GENUSSSCHEINE NPV	15,600 00	79 0021	1,232,433 08	100 8692	1 573,559 73
RF-LAZARD ASSET MANAGEMENT	UBS AG	CHF 80 (REGD)	28,300 00	46 6969	1,321,522 01	68 4860	1,938,152 42
RF-LAZARD ASSET MANAGEMENT	CREDIT SUISSE GRP	CHF3 (REGD)	55,500 00	22 8774	1,269,693 61	36 5878	2,030,624 62
RF-LAZARD ASSET MANAGEMENT	SWISS REINSURANCE	CHF0 1	25,200 00	63 4005	1 597,693 07	67 5157	1,701,394 78
RF - CAPITAL GUARDIAN II	SYNTHESTRATEC	COM CHF0 01	294 00	648 1367	190,552 20	989 6907	290,969 07
RF - CAPITAL GUARDIAN II	SWISSCOM AG	CHF1 (REGD)	3,806 00	281 6884	1,072,105 92	329 8969	1,255,587 63
RF - CAPITAL GUARDIAN II	LINDT + SPRUENGLI	PTG CERT CHF10	385 00	629 5099	242,361 33	832 8280	320,638 77
RF - CAPITAL GUARDIAN II	NOVARTIS AG	CHF0 50 REGD	43,610 00	41 7757	1,821,838 93	45 4013	1,979,948 66
RF - CAPITAL GUARDIAN II	HOLCIM	CHF2(REGD)	18,601 00	45 1290	839,445 26	46 5737	866,317 04
RF - CAPITAL GUARDIAN II	NESTLE SA	CHF1 (REGD)	2,934 00	236 4024	693,604 61	249 8484	733,055 18
RF - CAPITAL GUARDIAN II	UBS AG	CHF 80 (REGD)	5,788 00	50 6404	293,106 49	68 4860	396,396 68
RF - CAPITAL GUARDIAN II	SWATCH GROUP	CHF2 25(BR)	7,600 00	96 2524	731,517 95	120 0728	912,553 06
RF - CAPITAL GUARDIAN II	SWISS REINSURANCE	CHF0 1	14,708 00	94 5529	1,390,683 83	67 5157	993,020 42
RF - CAPITAL GUARDIAN II	NOBEL BIOCAR AG	CHF2 00 (BR)	3,402 00	50 7794	172,751 52	101 2735	344,532 44
RF - CAPITAL GUARDIAN II	CIBA SPECIALTY CHE	CHF09 (REGD)	17,451 00	75 8590	1,323,815 72	77 3802	1,350,362 40
RF - ARTISAN PARTNERS	SERONO SA	B CHF25 BR	1,090 00	535 3029	583,480 16	713 1595	777,343 84
RF - ARTISAN PARTNERS	NOVARTIS AG	CHF0 50 REGD	13,945 00	40 8196	569,229 57	45 4013	633,120 48
RF - ARTISAN PARTNERS	ROCHE HOLDINGS AG	GENUSSSCHEINE NPV	12,300 00	71 9515	885,003 83	100 8692	1,240,691 33
RF - ARTISAN PARTNERS	CLARIANT	CHF5(REGD)	72,985 00	19 5323	1,425,563 20	14 7564	1,076,997 17
RF - ARTISAN PARTNERS	NESTLE SA	CHF1 (REGD)	9,165 00	227 4158	2,084,265 96	249 8484	2,289,860 52
RF - ARTISAN PARTNERS	UBS AG	CHF 80 (REGD)	32,500 00	52 0564	1,691,834 58	68 4860	2,225,793 41
RF - ARTISAN PARTNERS	CREDIT SUISSE GRP	CHF3 (REGD)	39,600 00	25 1939	997,679 89	36 5878	1,448,878 11
RF - ARTISAN PARTNERS	SWISS REINSURANCE	CHF0 1	7,500 00	58 3957	437,967 81	67 5157	506,367 50
RF - ARTISAN PARTNERS	JULIUS BAER HLDG	CHF0 5	2,105 00	269 6774	567,670 98	337 1740	709,751 36
TAIWAN							
RF- EMERGING MARKETS MGMT	EMERGING MKTS TAIWAN A/C		14,820,352 36	0 6283	9,311,113 85	0 6619	9,810,184 04
RF- EMERGING MARKETS MGMT	EMERGING MKRTS TAIWAN A/C II		766,173 02	0 7891	604,587 47	0 5452	417,729 02
RF- EMERGING MARKETS MGMT	EMERGING MARKETS TAIWAN	A/C III	5,976,278 25	0 4854	2,901,027 62	0 6193	3,701,109 12
RF-ALLIANCE CAPITAL MGMT	TAIWAN SEMICNDCTR MFG CO LTD	SPONSORED ADR	120,468 00	8 9631	1,079,772 24	10 2400	1,233,592 32
RF - CAPITAL GUARDIAN	TAIWAN SEMICNDCTR MFG CO LTD	SPONSORED ADR	51,642 00	14 6434	756,213 31	10 2400	528,814 08
RF - CAPITAL GUARDIAN II	TAIWAN SEMICNDCTR MFG CO LTD	SPONSORED ADR	66,483 00	14 0632	934,964 51	10 2400	680,785 92
RF - ARTISAN PARTNERS	CHUNGHWA TELECOM CO LTD	SPONSORED ADR	38,500 00	14 1616	545,221 92	14 5000	558,250 00
RF - BAILLIE GIFFORD	HON HAI PRECISION IND LTD	GLOBAL DEPOSITARY RCPT REG S	28,400 00	9 0721	257,648 77	7 9500	225,780 00
RF - BAILLIE GIFFORD	NANYA TECHNOLOGY CORP	SPONSORED GDR REG S	41,300 00	6 4342	265,733 10	6 2740	259,116 20
RF - BAILLIE GIFFORD	TAIWAN SEMICNDCTR MFG CO LTD	SPONSORED ADR	17,400 00	11 4641	199,475 85	10 2400	178,176 00
RF - BAILLIE GIFFORD	UNITED MICROELECTRONICS CORP	SPONSORED ADR	36,500 00	5 4265	198,067 68	4 9500	180,675 00
THAILAND							
RF- EMERGING MARKETS MGMT	ALUCON PLC	THB10(ALIEN MARKET)	24,000 00	2 3402	56,164 75	3 6848	88,434 60
RF- EMERGING MARKETS MGMT	BANGKOK BANK	THB10(ALIEN MARKET)	245,400 00	1 2345	302,943 00	2 9024	712,246 83
RF- EMERGING MARKETS MGMT	HANA MICROELECTRNC	THB5 (ALIEN MKT)	64,500 00	0 3341	21,550 00	3 1548	203,482 87
RF- EMERGING MARKETS MGMT	SHIN CORPORATION	THB1(ALIEN MARKET)	101,900 00	0 6879	70,096 71	0 9843	100,299 07
RF- EMERGING MARKETS MGMT	LAND + HOUSES	WTS 02SEPO8(TO PUR ORD)ALIEN	553,000 00	-	-	0 2524	139,567 17
RF- EMERGING MARKETS MGMT	ADVANCED INFO SERV	THB1 (ALIEN MARKET)	82,500 00	0 8091	66,751 55	2 1326	175,941 70
RF- EMERGING MARKETS MGMT	THAI UNION FROZEN	THB1 ALN MKT	301,600 00	0 2907	87,689 23	0 8076	243,578 77
RF- EMERGING MARKETS MGMT	KRUNG THAI BANK PLC	THB10 (ALIEN MARKET)	404,400 00	0 2189	88,543 08	0 3104	125,537 76
RF- EMERGING MARKETS MGMT	SINO THAI ENG + CONS	THB1(ALIEN MKT)	418,800 00	0 3647	152,753 26	0 5199	217,736 89
RF- EMERGING MARKETS MGMT	MDX PUBLIC CO LTD	THB10 (ALIEN MKT)	161,900 00	2 8583	462,754 62	-	-
RF- EMERGING MARKETS MGMT	LAND + HOUSES	THB1 (ALIEN MKT)	648,400 00	0 1757	113,893 34	0 3205	207,828 38
RF- EMERGING MARKETS MGMT	CENT PATTANA PUB	THB5 (ALIEN MARKET)	122,900 00	1 2340	151,655 57	1 2619	155,088 65
RF- EMERGING MARKETS MGMT	NOBLE DEVELOPMENT	THB5 ALIEN MKT	436,300 00	0 1900	82,876 52	0 3660	159,665 59
RF- EMERGING MARKETS MGMT	SIAM CEMENT CO	THB1 (ALIEN MARKET)	104,000 00	2 8464	296,025 84	6 9657	724,436 87
RF- EMERGING MARKETS MGMT	SIAM SYNTech CONST	THB1 (ALIEN MKT)	88,742 00	2 2851	198,214 69	0 1262	10,946 05
RF- EMERGING MARKETS MGMT	LALIN PROPERTY PUB	THB1(ALIEN MKT)	309,600 00	0 3225	99,836 09	0 2776	85,951 16
RF- EMERGING MARKETS MGMT	THAI OLEFIN PUBLIC	THB10 (ALIEN MARKET)	111,900 00	1 1135	124,595 09	1 8424	206,163 16
RF- EMERGING MARKETS MGMT	KASIKORN BANK PCL	THB10 (ALIEN MARKET)	270,000 00	0 4765	128,653 32	1 7667	477,001 70
RF- EMERGING MARKETS MGMT	TELECOMASIA	PURCH RTS EX DATE 3APR00 ALIEN	105,032 00	-	-	-	-

THE ROCKEFELLER FOUNDATION
890 HOLDINGS
AS OF DECEMBER 31, 2003

STATEMENT 9

Investments-corporate stock

Fund Name	Security Name	Security Description	Shares/Par Value	Base Unit Cost	Base Total Cost	Base Price Amount	Base Market Value
RF- ACADIAN ASSET MANAGEMENT	SIAM CITY BANK PUB	THB0 01(ALIEN MKT)	19 00	11,201 7795	212,833 81	0 5174	9 83
RF - BAILLIE GIFFORD	SIAM CEMENT CO	THB1 (ALIEN MARKET)	33,000 00	5 8296	192,376 98	6 9657	229,869 39
TURKEY							
RF- EMERGING MARKETS MGMT	AKBANK	TRL1000	55,761,763 00	0 0024	132,313 47	0 0052	291,707 44
RF- EMERGING MARKETS MGMT	ALARKO HLDG	TRL1000	5,328,000 00	0 0210	112,018 23	0 0267	142,206 41
RF- EMERGING MARKETS MGMT	ANADOLU EFES	TRL1000	14,551,250 00	0 0067	97,345 65	0 0126	183,314 68
RF- EMERGING MARKETS MGMT	EREGLI DEMIR CELIK	TRL1000	6,163,000 00	0 0086	53,147 57	0 0295	182,038 79
RF- EMERGING MARKETS MGMT	T GARANTI BANKASI	TRL500	126,676,491 00	0 0020	253,649 39	0 0029	369,680 93
RF- EMERGING MARKETS MGMT	HURRIYET GAZETE	TRL1000	77,812,504 00	0 0014	108,210 51	0 0036	276,912 83
RF- EMERGING MARKETS MGMT	TOFAS OTOMOBIL FAB	TRL1000	136,767,616 00	0 0012	163,362 58	0 0022	301,764 85
RF- EMERGING MARKETS MGMT	ENKA INSAAT	TRL1000	8,125,085 00	0 0118	95,798 87	0 0260	211,078 72
RF - BAILLIE GIFFORD	T GARANTI BANKASI	TRL500	29,000,000 00	0 0025	71,103 19	0 0029	84,626 33
RF - BAILLIE GIFFORD	KOC HLDG	TRL1000	5,800,000 00	0 0141	81,786 34	0 0170	98,661 92
UNITED KINGDOM							
RF - CAPITAL GUARDIAN	XSTRATA	COM STK USD0 5	16,250 00	8 0544	130,884 72	11 2780	183,266 74
RF- EMERGING MARKETS MGMT	ORYX FUND	ORD USD0 01	14,450 00	10 4671	151,250 00	12 5000	180,625 00
RF- MERCATOR ASSET MANAGEMENT	PEARSON	ORD GBP0 25	200,900 00	10 7544	2,160,558 80	11 1347	2,236,969 49
RF- MERCATOR ASSET MANAGEMENT	VODAFONE GROUP	ORD USD0 10	1,247,500 00	1 5741	1,963,740 13	2 4794	3,093,001 05
RF- MERCATOR ASSET MANAGEMENT	ROYAL BK SCOT GRP	ORD GBP0 25	54,300 00	5 4977	298,525 15	29 4659	1,599,997 85
RF- MERCATOR ASSET MANAGEMENT	LLOYDS TSB GROUP	ORD GBP0 25	269,200 00	6 9592	1,873,404 83	8 0199	2,158,951 11
RF- MERCATOR ASSET MANAGEMENT	CARNIVAL PLC	ORD USD1 66	64,238 00	16 3990	1,053,409 15	40 2963	2,588,473 50
RF- MERCATOR ASSET MANAGEMENT	HANSON	ORD GBP0 10	274,800 00	9 6804	2,660,185 78	7 3441	2,018,157 50
RF- ACADIAN ASSET MANAGEMENT	GALEN HLDGS	ORD GBP0 10	8,900 00	8 7286	77,684 86	12 7996	113,916 28
RF- ACADIAN ASSET MANAGEMENT	BARRATT DEVEL	ORD GBP0 10	72,400 00	4 3524	315,116 16	9 7205	703,765 76
RF- ACADIAN ASSET MANAGEMENT	JARVIS	ORD 0 05	17,560 00	4 3289	76,015 26	3 7101	65,149 16
RF- ACADIAN ASSET MANAGEMENT	HSBC HLDGS	ORD USD0 50	95,000 00	8 8336	839,193 06	15 7175	1,493,165 20
RF- ACADIAN ASSET MANAGEMENT	CENTRICA	GBP0 055555	198,400 00	3 1418	623,339 12	3 7772	749,400 30
RF- ACADIAN ASSET MANAGEMENT	ASSOCIATED BRITISH FOODS PLC	ORD GBP0 05 15/22P	16,800 00	8 2252	138,183 01	10 4545	175,635 32
RF- ACADIAN ASSET MANAGEMENT	RMC GROUP	ORD GBP0 25	8,000 00	10 7370	85,895 90	12 4863	99,890 44
RF- ACADIAN ASSET MANAGEMENT	ROYAL BK SCOT GRP	ORD GBP0 25	39,100 00	24 6849	965,177 80	29 4659	1,152,116 32
RF- ACADIAN ASSET MANAGEMENT	BP PLC	ORD USD0 25	48,300 00	6 4036	309,291 72	8 1094	391,683 32
RF- ACADIAN ASSET MANAGEMENT	SHELL TRNSPT+TRDG	ORD GBP0 25(REGD)	102,300 00	6 2683	641,248 88	7 4381	760,915 45
RF- ACADIAN ASSET MANAGEMENT	SOMERFIELD	ORD 10	201,190 00	1 7875	359,628 35	2 4794	498,822 35
RF- ACADIAN ASSET MANAGEMENT	CORUS GROUP	ORD GBP0 10	178,300 00	0 5275	94,047 10	0 5370	95,755 19
RF- ACADIAN ASSET MANAGEMENT	ALLIANCE UNICHEM	ORD GBP0 10	17,300 00	8 1105	140,312 46	9 2909	160,732 32
RF- ACADIAN ASSET MANAGEMENT	GLAXOSMITHKLINE	ORD GBP0 25	22,400 00	20 0304	448,681 79	22 9139	513,272 18
RF- ACADIAN ASSET MANAGEMENT	WPP GROUP	ORD GBP0 10	102,700 00	6 8583	704,348 27	9 8190	1,008,409 24
RF- ACADIAN ASSET MANAGEMENT	WOLSELEY	ORD GBP0 25	22,200 00	11 3045	250,960 86	14 1422	313,956 74
RF- ACADIAN ASSET MANAGEMENT	KELDA GROUP	ORD GBX15 55555	19,500 00	7 0097	136,690 02	8 3958	163,718 29
RF- ACADIAN ASSET MANAGEMENT	ASTRAZENECA	ORD USD0 25	32,600 00	44 0562	1,436,231 01	47 9761	1,564,019 39
RF- ACADIAN ASSET MANAGEMENT	HBOS	ORD GBP0 25	141,500 00	10 6022	1,500,214 13	12 9517	1,832,671 87
RF- ACADIAN ASSET MANAGEMENT	NATIONAL GRID TRANSCO PLC	ORD GBP0 10	22,000 00	6 5864	144,901 36	7 1651	157,631 77
RF- ACADIAN ASSET MANAGEMENT	MARKS + SPENCER GP	ORD GBP0 25	19,028 00	3 5067	66,724 77	5 1735	98,442 07
RF- ACADIAN ASSET MANAGEMENT	BARCLAYS	ORD GBP0 25	205,500 00	7 6117	1,564,208 13	8 9194	1,832,942 63
RF- ACADIAN ASSET MANAGEMENT	HILL (WILLIAM)	ORD GBP0 10	6,700 00	4 8964	32,805 87	7 6439	51,214 44
RF- ACADIAN ASSET MANAGEMENT	NEXT GROUP	ORD GBP0 10	18,000 00	14 5645	262,160 25	20 1034	361,861 18
RF- ACADIAN ASSET MANAGEMENT	HANSON	ORD GBP0 10	7,200 00	5 1142	36,822 54	7 3441	52,877 49
RF- ACADIAN ASSET MANAGEMENT	FRENCH CONNECTION	ORD GBP0 01	17,000 00	3 5852	60,947 62	5 9209	100,655 73
RF - CAPITAL GUARDIAN	BHP BILLITON PLC	ORD USD0 5	34,056 00	5 0643	172,469 39	8 7359	297,511 12
RF - CAPITAL GUARDIAN	ARM HLDGS	ORD GBP0 0005	26,900 00	4 2661	114,758 61	2 3003	61,879 27
RF - CAPITAL GUARDIAN	DIAGEO	ORD GBX28 935185	12,200 00	11 5901	141,399 14	13 1576	160,522 87
RF - CAPITAL GUARDIAN	BAE SYSTEMS	ORD GBP0 025	45,029 00	1 9494	87,780 02	3 0119	135,624 17
RF - CAPITAL GUARDIAN	STANDARD CHARTERED	ORD USD0 50	21,100 00	12 0154	253,525 38	16 5141	348,448 48
RF - CAPITAL GUARDIAN	ANGLO AMERICAN PLC	USD0 50	4,900 00	17 6462	86,466 59	21 6071	105,874 92
RF - CAPITAL GUARDIAN	COMPASS GROUP	ORD GBP0 10	15,200 00	6 2816	95,480 35	6 8026	103,399 14
RF - CAPITAL GUARDIAN	HSBC HLDGS	ORD USD0 50(UK REG)	29,600 00	10 9205	323,245 69	15 7175	465,238 84
RF - CAPITAL GUARDIAN	CENTRICA	GBP0 055555	30,300 00	3 7099	112,408 95	3 7772	114,449 74
RF - CAPITAL GUARDIAN	UNILEVER	ORD GBP0 014	52,400 00	7 8029	408,874 52	9 3222	488,483 96
RF - CAPITAL GUARDIAN	PEARSON	ORD GBP0 25	33,700 00	10 9388	368,636 15	11 1347	375,240 78
RF - CAPITAL GUARDIAN	PRUDENTIAL PLC	ORD GBP0 05	15,300 00	10 5034	160,701 90	8 4540	129,346 04
RF - CAPITAL GUARDIAN	RIO TINTO	ORD GBP0 10(REGD)	3,700 00	21 7615	80,517 63	27 6220	102,201 53
RF - CAPITAL GUARDIAN	VODAFONE GROUP	ORD USD0 10	721,632 00	1 7180	1,239,740 83	2 4794	1,789,185 19
RF - CAPITAL GUARDIAN	RECKITT BENCKISER PLC	ORD GBP0 105263	2,900 00	18 3790	53,299 05	22 6275	65,619 79
RF - CAPITAL GUARDIAN	REED ELSEVIER PLC	ORD GBP0 125	10,200 00	8 5082	86,783 99	8 3645	85,317 72
RF - CAPITAL GUARDIAN	ROYAL BK SCOT GRP	ORD GBP0 25	21,100 00	21 3920	451,371 00	29 4659	621,730 29

THE ROCKEFELLER FOUNDATION
990 HOLDINGS
AS OF DECEMBER 31, 2003

STATEMENT 9

Investments-corporate stock

Fund Name	Security Name	Security Description	Shares/Par Value	Base Unit Cost	Base Total Cost	Base Price Amount	Base Market Value
RF - CAPITAL GUARDIAN	SMITHS GROUP	ORD GBP0 25	26,382 00	11 2815	297,628 90	11 8329	312,175 57
RF - CAPITAL GUARDIAN	BG GROUP	ORD GBP0 10	88,100 00	4 0489	356,710 92	5 1333	452,240 11
RF - CAPITAL GUARDIAN	SMITH + NEPHEW	ORD GBP0 1222	13,200 00	6 3509	83,831 84	8 4003	110,883 76
RF - CAPITAL GUARDIAN	GLAXOSMITHKLINE	ORD GBP0 25	3,700 00	27 1953	100,622 54	22 9139	84,781 57
RF - CAPITAL GUARDIAN	WOLSELEY	ORD GBP0 25	7,100 00	12 7253	90,349 33	14 1422	100,409 59
RF - CAPITAL GUARDIAN	ASTRAZENECA	ORD USD0 25	21,800 00	38 4708	838,663 08	47 9761	1,045,878 00
RF - CAPITAL GUARDIAN	HBOS	ORD GBP0 25	24,400 00	9 9248	242,165 00	12 9517	316,022 57
RF - CAPITAL GUARDIAN	BRAMBLES INDUSTRIE	ORD GBP0 05	23,300 00	6 4016	149,157 57	3 6430	84,880 92
RF - CAPITAL GUARDIAN	TI AUTOMOTIVE	A SHS GBP0 0001	91,700 00	-	-	-	-
RF - CAPITAL GUARDIAN	NATIONAL GRID TRANSCO PLC	ORD GBP0 10	31,000 00	7 4928	232,277 84	7 1651	222,117 50
RF - CAPITAL GUARDIAN	BARCLAYS	ORD GBP0 25	27,700 00	8 1968	227,051 21	8 9194	247,068 18
RF - CAPITAL GUARDIAN	ASTRAZENECA	ORD USD0 25	10,600 00	40 0325	424,344 38	48 7124	516,350 95
RF-LAZARD ASSET MANAGEMENT	DIAGEO	ORD GBX28 935185	121,800 00	9 1246	1,111,378 67	13 1576	1,602,597 15
RF-LAZARD ASSET MANAGEMENT	HSBC HLDGS	ORD USD0 50(UK REG)	226,611 00	10 8994	2,469,913 09	15 7175	3,561,764 84
RF-LAZARD ASSET MANAGEMENT	UNILEVER	ORD GBP0 014	100,400 00	7 6465	767,711 07	9 3222	935,950 18
RF-LAZARD ASSET MANAGEMENT	CADBURY SCHWEPES	ORD GBP0 125	180,400 00	6 4549	1,164,471 26	7 3441	1,324,874 87
RF-LAZARD ASSET MANAGEMENT	RIO TINTO	ORD GBP0 10(REGD)	45,800 00	19 2328	880,861 63	27 6220	1,265,089 19
RF-LAZARD ASSET MANAGEMENT	VODAFONE GROUP	ORD USD0 10	1,477,000 00	1 5392	2,273,374 63	2 4794	3,662,014 06
RF-LAZARD ASSET MANAGEMENT	RENTOKIL INITIAL	ORD GBP0 01	363,400 00	3 1774	1,154,680 32	3 4013	1,236,027 87
RF-LAZARD ASSET MANAGEMENT	OLD MUTUAL	GBP0 10	543,600 00	1 4973	813,920 37	1 6469	895,276 15
RF-LAZARD ASSET MANAGEMENT	ROYAL BK SCOT GRP	ORD GBP0 25	71,400 00	24 2476	1,731,279 86	29 4659	2,103,864 58
RF-LAZARD ASSET MANAGEMENT	BP PLC	ORD USD0 25	240,700 00	7 7469	1,864,670 64	8 1094	1,951,929 07
RF-LAZARD ASSET MANAGEMENT	SMITHS GROUP	ORD GBP0 25	68,200 00	11 7076	798,456 07	11 8329	807,003 79
RF-LAZARD ASSET MANAGEMENT	TESCO	ORD GBP0 05	226,000 00	3 2397	732,178 08	4 6141	1,042,789 99
RF-LAZARD ASSET MANAGEMENT	GLAXOSMITHKLINE	ORD GBP0 25	126,500 00	22 0501	2,789,343 32	22 9139	2,898,612 99
RF-LAZARD ASSET MANAGEMENT	BARCLAYS	ORD GBP0 25	256,400 00	6 1550	1,578,144 56	8 9194	2,286,941 56
RF-LAZARD ASSET MANAGEMENT	BOOTS GROUP	ORD GBP0 25	100,800 00	9 3454	942,012 64	12 3699	1,246,890 51
RF-LAZARD ASSET MANAGEMENT	KESA ELECTRICALS	ORD GBP0 25	80,000 00	2 8261	226,086 94	4 6052	368,413 14
RF - INSTITUTIONAL CAPITAL	BP PLC	SPONSORED ADR	84,400 00	42 3985	3,578,430 28	49 3500	4,165,140 00
RF - CAPITAL GUARDIAN II	BHP BILLITON PLC	ORD USD0 5	95,450 00	4 9506	472,537 29	8 7359	833,845 32
RF - CAPITAL GUARDIAN II	ARM HLDGS	ORD GBP0 0005	35,700 00	3 2206	114,976 53	2 3003	82,122 30
RF - CAPITAL GUARDIAN II	BRITISH SKY BROADCAST	ORD GBP0 50	28,000 00	9 2288	258,406 29	12 5848	352,373 38
RF - CAPITAL GUARDIAN II	DIAGEO	ORD GBX28 935185	32,600 00	11 6346	379,286 94	13 1576	428,938 15
RF - CAPITAL GUARDIAN II	BAE SYSTEMS	ORD GBP0 025	17,000 00	1 6118	27,401 27	3 0119	51,202 80
RF - CAPITAL GUARDIAN II	AMERSHAM PLC	ORD GBP0 05	32,400 00	7 7202	250,134 84	13 7036	443,996 91
RF - CAPITAL GUARDIAN II	STANDARD CHARTERED	ORD USD0 50	25,700 00	10 8769	279,535 45	16 5141	424,413 55
RF - CAPITAL GUARDIAN II	COMPASS GROUP	ORD GBP0 10	42,300 00	6 1043	258,212 30	6 8026	287,748 92
RF - CAPITAL GUARDIAN II	HSBC HLDGS	ORD USD0 50	65,600 00	11 0770	726,650 54	15 7175	1,031,069 87
RF - CAPITAL GUARDIAN II	UNILEVER	ORD GBP0 014	66,000 00	9 0509	597,356 95	9 3222	615,266 05
RF - CAPITAL GUARDIAN II	PEARSON	ORD GBP0 25	62,000 00	10 9207	677 081 13	11 1347	690,353 95
RF - CAPITAL GUARDIAN II	VODAFONE GROUP	ORD USD0 10	1,419,700 00	1 5625	2,218,329 61	2 4794	3,519,946 76
RF - CAPITAL GUARDIAN II	REED ELSEVIER PLC	ORD GBP0 125	53,900 00	8 4071	453,144 13	8 3645	450,845 58
RF - CAPITAL GUARDIAN II	ROYAL BK SCOT GRP	ORD GBP0 25	43,900 00	27 5416	1,209,076 07	29 4659	1,293,552 59
RF - CAPITAL GUARDIAN II	SMITHS GROUP	ORD GBP0 25	63,200 00	12 1280	766,486 67	11 8329	747,839 29
RF - CAPITAL GUARDIAN II	CORUS GROUP	ORD GBP0 10	525,158 00	0 8696	456,699 73	0 5370	282,033 68
RF - CAPITAL GUARDIAN II	BG GROUP	ORD GBP0 10	143,200 00	4 5753	655,183 79	5 1333	735,082 67
RF - CAPITAL GUARDIAN II	ASTRAZENECA	ORD USD0 25	41,800 00	46 8522	1,958,420 33	47 9761	2,005,399 10
RF - CAPITAL GUARDIAN II	NATIONAL GRID TRANSCO PLC	ORD GBP0 10	34,400 00	7 1951	247,510 13	7 1651	246,478 77
RF - CAPITAL GUARDIAN II	BARCLAYS	ORD GBP0 25	49,600 00	6 3185	313,398 40	8 9194	442,403 67
RF - CAPITAL GUARDIAN II	ASTRAZENECA PLC	SPONSORED ADR	78,900 00	43 1934	3,407,958 75	48 3800	3,817,182 00
RF - ARTISAN PARTNERS	BRITISH SKY BROADCAST	ORD GBP0 50	136,042 00	10 7059	1,456,451 52	12 5848	1,712,056 42
RF - ARTISAN PARTNERS	DIAGEO	ORD GBX28 935185	102,100 00	11 6116	1,185,545 34	13 1576	1,343,392 19
RF - ARTISAN PARTNERS	BAE SYSTEMS	ORD GBP0 025	267,300 00	4 0839	1,091,633 14	3 0119	805,088 77
RF - ARTISAN PARTNERS	CARLTON COMUNCNTS	ORD GBP0 05	181,400 00	2 9022	526,467 18	4 1173	746,886 93
RF - ARTISAN PARTNERS	COMPASS GROUP	ORD GBP0 10	392,300 00	5 4924	2,154,652 38	6 8026	2,668,650 15
RF - ARTISAN PARTNERS	ALLIED DOMECQ	ORD GBP0 25	13,548 00	7 2196	97,810 67	7 7156	104,530 30
RF - ARTISAN PARTNERS	BP PLC	ORD USD0 25	16,000 00	7 2566	116,104 95	8 1094	129,750 17
RF - ARTISAN PARTNERS	GRANADA PLC	ORD GBP0 10	882,400 00	1 5382	1,357,273 57	2 1840	1,927,148 00
RF - ARTISAN PARTNERS	LLOYDS TSB GROUP	ORD GBP0 25	160,961 00	8 3859	1,349,807 42	8 0199	1,290,887 56
RF - ARTISAN PARTNERS	TESCO	ORD GBP0 05	484,000 00	3 4828	1,685,676 40	4 6141	2,233,231 65
RF - ARTISAN PARTNERS	MARKS + SPENCER GP	ORD GBP0 25	376,000 00	5 3360	2,006,326 28	5 1735	1,945,250 01
RF - ARTISAN PARTNERS	KESA ELECTRICALS	ORD GBP0 25	99,500 00	3 2380	322,176 50	4 6052	458,213 84
RF - ARTISAN PARTNERS	KINGFISHER	ORD GBP0 157142857	370,274 00	4 5143	1,671,523 46	4 9856	1,846,027 46
RF - BAILLIE GIFFORD	VEDANTA RESOURCES	ORD NPV	14 500 00	6 7042	97,211 31	6 5878	95,522 47
RF - BAILLIE GIFFORD	ANTOFAGASTA HLDGS	ORD GBP0 05	5 600 00	17 9449	100,491 28	18 8861	105,762 14

VENEZUELA

THE ROCKEFELLER FOUNDATION
990 HOLDINGS
AS OF DECEMBER 31, 2003

STATEMENT 9

Investments-corporate stock

Fund Name	Security Name	Security Description	Shares/Par Value	Base Unit Cost	Base Total Cost	Base Price Amount	Base Market Value
RF- EMERGING MARKETS MGMT	F V I FONDO DE VALORES	SPONSORED GDR REPSTG CL B SHS	34,967 00	5 8494	204,536 29	3 0510	106,684 32
RF- EMERGING MARKETS MGMT	INTL BRIQUETTES HOLDING		262 00	20 0294	5,247 70	-	-
RF- EMERGING MARKETS MGMT	COMPANIA ANON NACL TELE DE VEZ	SPON ADR REPST 7 CL D SHRS	7,958 00	15 3527	122,176 60	15 2600	121,439 08
RF- EMERGING MARKETS MGMT	INTERNATIONAL BRIQUETTES HLD	SHS	6,366 00	16 5280	105,217 25	-	-
TOTAL FOREIGN COMMON STOCK			689,550,118.33		554,431,153.35		690,463,888.10
PREFERRED STOCK							
BRAZIL							
RF- EMERGING MARKETS MGMT	CEMIG CIA ENERG MG	PREF BRLO 01	22,544,383 00	0 0074	166,754 90	0 0183	412,206 66
RF- EMERGING MARKETS MGMT	COTEMINAS CIA TEC	PREF SHS NPV	802,240 00	0 2281	183,003 78	0 0757	60,758 90
RF- EMERGING MARKETS MGMT	BRAXIL TELECOM PAR	PRF NPV	3,468,721 00	0 0108	37,604 36	0 0075	25,982 34
RF- EMERGING MARKETS MGMT	TELENORDESTE CELUL	PRF NPV	20,181,781 00	0 0006	13,101 89	0 0014	28,681 21
RF- EMERGING MARKETS MGMT	EMBRACO EMP BRS CO	PREF SHS NPV	553,000 00	0 3171	175,369 01	0 5511	304,772 96
RF- EMERGING MARKETS MGMT	CELULAR CRT PARTIC	PRF A NPV	442,000 00	0 0802	35,432 29	0 2094	92,536 57
RF- EMERGING MARKETS MGMT	ITAUSA INV ITAU SA	PREF NPV	360 415 00	0 4979	179,460 97	1 1820	426,001 79
RF- EMERGING MARKETS MGMT	BCO ITAU HOLDING FINANCEIRA	PRF NPV	1,725,400 00	0 0613	105,812 56	0 0995	171,642 91
RF- EMERGING MARKETS MGMT	MARCOPOLO SA	PREF NPV	95,900 00	1 3491	129,374 19	1 6638	159,556 33
RF- EMERGING MARKETS MGMT	GERDAU SA SIDERURG	PRF NPV	16,580 00	5 5790	92,499 16	21 1438	350,564 99
RF- EMERGING MARKETS MGMT	METALURGICA GERDAU	PRP NPV	3 034 00	3 3076	10,035 40	23 1196	70,144 82
RF- EMERGING MARKETS MGMT	PETROL BRASILEIROS	PREF NPV	24,500 00	10 2885	252,069 15	26 4818	648,804 16
RF- EMERGING MARKETS MGMT	TELEMAR NORTE LEST	PRF A NPV	9,474,000 00	0 0135	128,301 15	0 0200	189,151 61
RF- EMERGING MARKETS MGMT	BRASIL TELECOM SA	PREF SHS NPV	98,008 907 00	0 0046	450,077 06	0 0053	516,372 75
RF - ARTISAN PARTNERS	BCO BRADESCO SA	PREF SHS NPV	34 267,400 00	0 0041	139,786 42	0 0053	180,542 28
RF - ARTISAN PARTNERS	BCO ITAU HOLDING FINANCEIRA	PRF NPV	1,483,300 00	0 0654	96,974 08	0 0995	147,558 79
RF - BAILLIE GIFFORD	VALE RIO DOCE(CIA)	PREF A NPV	3,700 00	40 1481	148,547 84	51 0225	188,783 36
RF - BAILLIE GIFFORD	VOTORANTIM PAPEL E	PREF NPV	1,260,000 00	0 0554	69,828 05	0 0633	79,792 72
GERMANY							
RF- ACADIAN ASSET MANAGEMENT	RHEINMETALL AG	NON VTG PREF NPV	2,700 00	19 6374	53,020 90	29 8309	80,543 54
RF-LAZARD ASSET MANAGEMENT	PORSCHE AG	NON VTG PRF NPV	830 00	471 0234	390,949 39	593 4907	492,597 26
RF - CAPITAL GUARDIAN II	FRESENIUS MEDICAL	NON VTG PRF NPV	7,300 00	41 5030	302,972 20	50 3910	367,853 98
RF - ARTISAN PARTNERS	HENKEL KGAA	NON VTG PRF NPV	22,400 00	70 2136	1,572,784 67	78 2037	1,751,763 68
KOREA, REPUBLIC OF							
RF- EMERGING MARKETS MGMT	HYUNDAI MOTOR CO	2ND PFD KRW5000	19,150 00	11 4962	220,152 17	19 0516	364,838 44
RUSSIAN FEDERATION							
RF- EMERGING MARKETS MGMT	ROSTELEKOM	PREF RUR2 50	190,600 00	1 3300	253,498 00	1 4400	274,464 00
RF- EMERGING MARKETS MGMT	NIZHNOSVYAZINFORM	RUB5 PRF	56,045 00	1 0700	59,968 15	1 7400	97,518 30
RF- EMERGING MARKETS MGMT	TRANSNEFT	RUB1 PRF	300 00	340 0000	102,000 00	591 5000	177,450 00
PREFERRED STOCK TOTAL			195,014,586 00		5,369,377.74		7,660,884.35
COMMON STOCK TOTAL			736,181,515.13		1,648,502,035.60		1,638,643,812.76
PREFERRED STOCK TOTAL			195,014,586.00		5,369,377.74		7,660,884.35
REAL ESTATE TOTAL			1,255,340.00		26,278,884.36		31,222,473.86
STOCK TOTAL			832,493,237.14		1,683,732,623.84		1,979,620,884.64

THE ROCKEFELLER FOUNDATION
990 HOLDINGS
AS OF DECEMBER 31, 2003

STATEMENT 10

Investments-corporate bonds

Fund Name	Security Name	Security Description	Shares/Par Value	Base Unit Cost	Base Total Cost	Base Price Amount	Base Market Value
FIXED INCOME SECURITIES							
DOMESTIC CORPORATE BONDS							
RF- EMERGING MARKETS MGMT	IRSA INVERSIONES Y REP	100% 14 Nov 2007	24,294 00	100 0000	24,294 00	190 0000	46,158 60
RF- WHIPPOORWILL ASSOCIATES	BDK HLDGS INC	9% 15 May 2007	138,322 00	100 0000	138,322 00	100 0000	138,322 00
RF- WHIPPOORWILL ASSOCIATES	CROWN PACKAGING HLDGS	12 25% 01 Nov 2023	9,254,000 00	100 0000	9,254,000 00	10 0000	925,400 00
RF- WHIPPOORWILL ASSOCIATES	INTEGRATE HEALT	3% 15 Sep 2006	151,741 86	27 3096	41,440 17	6 5000	9,863 22
RF- WHIPPOORWILL ASSOCIATES	GARDENWAY REVOLVING CREDIT	8 25% 31 Aug 1998	1,611,008 01	97 4182	1,569,414 91	7 0000	112,770 56
RF- WHIPPOORWILL ASSOCIATES	GARDENWAY TERM LOAN	8 25% 21 Oct 2097	950,089 43	97 1655	923,159 09	6 9000	65,556 17
RF- WHIPPOORWILL ASSOCIATES	KASPER A S L LTD	12 75% 31 Mar 2004	2,321,523 00	-	-	25 0000	580,380 75
RF- WHIPPOORWILL ASSOCIATES	MAXWELL SR BK DEBT RABO BANK	0%	4,534,225 00	-	-	1 9000	86,150 28
RF- WHIPPOORWILL ASSOCIATES	MAXWELL SR BK DEBT SWISS BANK	0%	1,620,000 00	-	-	1 9000	30,780 00
RF- WHIPPOORWILL ASSOCIATES	MAXWELL SR BANK DEBT/FRANKLIN	0%	900,000 00	-	-	1 9000	17,100 00
RF- WHIPPOORWILL ASSOCIATES	NCO PORTFOLIO MGT SECRD TRM LN	15% 31 Dec 2004	1,781,741 96	100 0000	1,781,741 96	37 0000	659,244 53
RF- WHIPPOORWILL ASSOCIATES	TAKHEIM SPECIAL	16% 20 Oct 2007	3,364,489 74	40 8002	1,372,719 23	7 0000	235,514 28
RF- WHIPPOORWILL ASSOCIATES	MUTUAL BENEFIT O/S	01% 01 Feb 2006	1,500,000 00	0 0033	49 95	0 0010	15 00
RF- PIMCO	BANK AMER MTG SECS INC	6 373966% 25 Jul 2032	152,649 95	102 4141	156,335 01	102 7468	156,842 97
RF- PIMCO	BEAR STEARNS ARM TR	6 067% 25 Oct 2032	597,916 55	101 8750	609,127 49	101 6557	607,816 31
RF- PIMCO	BEAR STEARNS ARM TR	1% 25 Jan 2033	288,435 66	102 4062	295,376 14	100 7051	290,469 36
RF- PIMCO	CWMBS INC PASS THRU CTFS	6 5% 25 Sep 2014	232,014 04	97 9219	227,192 49	101 9720	236,589 29
RF- PIMCO	CWMBS INC PASS THRU CTFS	6 25% 25 Feb 2032	1,500,000 00	102 5625	1,538,437 50	101 9137	1,528,705 20
RF- PIMCO	CHASE FDG TR	1 33875% 25 Oct 2030	180,139 70	99 9688	180,083 42	100 0156	180,167 80
RF- PIMCO	CITICORP MTG SECS INC	5 25% 25 Dec 2032	612,428 40	101 9062	624,102 81	101 1197	619,286 01
RF- PIMCO	DENVER ARENA TR	6 94% 15 Nov 2019	471,362 68	104 5000	492,574 00	102 7300	484,230 88
RF- PIMCO	GENERAL MTRS ACCEP CORP	8% 01 Nov 2031	700,000 00	97 1833	680,283 04	111 7549	782,284 51
RF- PIMCO	INDYMAC MBS INC	4 25% 25 May 2033	542,057 76	101 6250	550,866 21	99 2420	537,948 91
RF- PIMCO	MASTR ASSET SECURIZATION TR	6% 25 Apr 2017	185,949 95	102 7188	191,005 47	101 5377	188,809 34
RF- PIMCO	MERRILL LYNCH MTG INVS INC	1% 15 Jun 2021	14,121 24	101 5157	14,335 28	101 0000	14,262 45
RF- PIMCO	MERRILL LYNCH MTG INVS INC	1% 25 Mar 2028	3,598,974 72	2 8281	101,783 51	2 8598	102,923 12
RF- PIMCO	METROPOLITAN MTG FDG INC	8 115% 25 Dec 2023	164,016 85	99 5000	163,196 77	100 3281	164,554 99
RF- PIMCO	PNC MTG SECS CORP	6 75% 25 Sep 2028	230,505 37	99 6250	229,640 97	100 4581	231,561 29
RF- PIMCO	REPUBLIC NY CORP	9 5% 15 Apr 2014	700,000 00	140 1775	981,242 38	130 3349	912,344 16
RF- PIMCO	SMALL BUSINESS ADMIN	4 07% 01 Jun 2023	2,634,934 65	100 0000	2,634,934 65	94 2810	2,484,242 74
RF- PIMCO	SMALL BUSINESS ADMIN PARTN CTF	6 64% 01 Feb 2011	2,021,490 52	103 9844	2,102,034 27	106 0940	2,144,680 15
RF- PIMCO	STRUCTURED ASSET MTG INVTs INC	1% 19 Jun 2033	812,381 94	100 0000	812,381 94	99 9513	811,985 99
RF- PIMCO	STRUCTURED ASSET SECS CORP	6 375% 25 Aug 2032	538,822 05	102 8125	553,976 42	102 6280	552,982 08
RF- PIMCO	STRUCTURED ASSET SECS CORP	6 15% 25 Jul 2032	482,197 15	102 3126	493,348 43	100 5500	484,849 04
RF- PIMCO	SUNCOR ENERGY INC	7 15% 01 Feb 2032	1,000,000 00	99 6049	996,049 03	115 4925	1,154,924 80
RF- PIMCO	WAMU MTG PASS THROUGH CTFS	5 25% 25 Jan 2018	2,300,016 55	102 1875	2,350,329 43	101 4612	2,333,624 39
RF- PIMCO	WAMU MTG PASS THROUGH CTFS	5 1757% 25 Oct 2032	602,203 23	101 3750	610,483 53	101 5867	611,758 63
RF- PIMCO	WASHINGTON MUT MTG SECS CORP	5 462% 25 Feb 2033	777,290 18	101 9063	792,107 28	101 8009	791,288 48
RF- GOLDMAN SACHS	STANDARD CHARTERED BK	8% 30 May 2031	350,000 00	118 7176	415,511 74	118 2685	413,939 71
RF- GOLDMAN SACHS	VODAFONE AIRTOUCH PLC	7 75% 15 Feb 2010	500,000 00	99 5527	497,763 48	118 3095	591,547 50
RF- GOLDMAN SACHS	AIG SUNAMERICA GLOBAL FING VI	6 3% 10 May 2011	500,000 00	118 3489	591,744 50	110 6195	553,097 40
RF- GOLDMAN SACHS	ANZ CAP TR I	4 484% 26 Nov 2049	175,000 00	100 0000	175,000 00	100 7990	176,398 25
RF- GOLDMAN SACHS	ANZ CAP TR I	5 36% 15 Dec 2049	500,000 00	99 9962	499,981 19	99 8210	499,105 00
RF- GOLDMAN SACHS	AXA FINL INC	7 75% 01 Aug 2010	500,000 00	112 0525	560,262 41	115 9479	579,739 45
RF- GOLDMAN SACHS	AEGON N V	4 75% 01 Jun 2013	350,000 00	99 9762	349,916 57	96 9684	339,389 29
RF- GOLDMAN SACHS	BANK AMER CORP	7 4% 15 Jan 2011	500,000 00	109 3797	546,898 35	117 5308	587,654 15
RF- GOLDMAN SACHS	BANK NEW YORK INC	4 25% 04 Sep 2012	750,000 00	99 8647	748,985 15	102 6196	769,647 00
RF- GOLDMAN SACHS	BLACK DIAMOND CLO LTD	1 80563% 15 Jan 2011	2,000,000 00	100 3692	2,007,383 68	99 4407	1,988,813 20
RF- GOLDMAN SACHS	CAPITAL ONE MULTI ASSET EXECUT	1% 15 Jan 2009	2,000,000 00	100 5000	2,010,000 00	100 6563	2,013,126 00
RF- GOLDMAN SACHS	CITIGROUP MTG LN TR	0 99% 20 Dec 2033	1,100,000 00	100 0000	1,100,000 00	100 1250	1,101,375 00
RF- GOLDMAN SACHS	CITIGROUP MTG LN TR	1% 25 Dec 2033	1,200,000 00	100 0000	1,200,000 00	100 0000	1,200,000 00
RF- GOLDMAN SACHS	COUNTRYWIDE HOME LNS INC MTN	5 625% 15 May 2007	500,000 00	106 4535	532,267 59	107 4278	537,139 10
RF- GOLDMAN SACHS	CREDIT SUISSE FIRST BOSTON	6 55% 17 Jan 2035	700,000 00	102 9385	720,569 38	110 6077	774,253 90
RF- GOLDMAN SACHS	CREDIT SUISSE FIRST BOSTON USA	6 125% 15 Nov 2011	1,000,000 00	102 9821	1,029,821 38	108 3565	1,083,564 70
RF- GOLDMAN SACHS	CREDIT SUISSE FIRST BOSTON MTG	6% 25 Jan 2033	420,503 54	101 2188	425,628 43	100 0553	420,736 20
RF- GOLDMAN SACHS	DISCOVER CARD MT 1	1% 18 Sep 2007	4,000,000 00	100 0820	4,003,281 25	100 1719	4,006,876 00
RF- GOLDMAN SACHS	FIRST UN NATL BK COML MTG TR	7 202% 15 Oct 2032	1,150,000 00	100 4948	1,155,690 20	115 5420	1,328,732 65
RF- GOLDMAN SACHS	FLEET FINL GROUP INC NEW	6 375% 15 May 2008	700,000 00	104 4807	731,365 17	111 2473	778,730 96
RF- GOLDMAN SACHS	GENERAL ELEC CAP CORP MTN	6% 15 Jun 2012	250,000 00	105 2484	263,121 11	108 9255	272,313 75
RF- GOLDMAN SACHS	HSBC CAP FDG DLR 2 L P	1% 22 Jul 2049	400,000 00	1 0000	400,000 00	0 9420	376,800 00
RF- GOLDMAN SACHS	HANCOCK JOHN FINL SVCS INC	5 625% 01 Dec 2008	500,000 00	102 6061	513,030 71	106 5270	532,634 75
RF- GOLDMAN SACHS	HARTFORD FINL SVCS GROUP INC	7 9% 15 Jun 2010	350,000 00	114 5997	401,099 09	118 6765	415,367 61

THE ROCKEFELLER FOUNDATION
890 HOLDINGS
AS OF DECEMBER 31, 2003

STATEMENT 10

Investments-corporate bonds

Fund Name	Security Name	Security Description	Shares/Par Value	Base Unit Cost	Base Total Cost	Base Price Amount	Base Market Value
RF - GOLDMAN SACHS	HOUSEHOLD HOME EQUITY LN TR	1% 20 Sep 2033	2,200,000 00	100 0000	2,200,000 00	100 0156	2,200,343 20
RF - GOLDMAN SACHS	IMC HOME EQUITY LN TR	7 23% 20 May 2027	1,328,063 98	103 2344	1,371,018 57	100 3594	1,332,837 04
RF - GOLDMAN SACHS	J P MORGAN CHASE + CO	5 25% 30 May 2007	350,000 00	108 5099	379,784 66	107 0142	374,549 77
RF - GOLDMAN SACHS	JACKSON NATL LIFE GLOBAL FDG	5 25% 15 Mar 2007	100,000 00	104 0394	104 039 38	106 1953	106,195 34
RF - GOLDMAN SACHS	KEYSPAN CORP	7 625% 15 Nov 2010	200,000 00	114 3051	228,610 25	118 9669	237,933 72
RF - GOLDMAN SACHS	LEHMAN BROTHERS HLDGS INC	6 625% 05 Feb 2006	350,000 00	105 8057	370,319 91	108 6789	380,369 11
RF - GOLDMAN SACHS	LEHMAN BROS HLDGS INC	7 875% 15 Aug 2010	150,000 00	117 0939	175,640 84	119 5393	179,308 99
RF - GOLDMAN SACHS	LINCOLN NATL CORP IN	7 25% 15 May 2005	550,000 00	104 1303	572,716 79	106 2742	584,508 32
RF - GOLDMAN SACHS	MASTR ASET SECURITIZATION TR	6% 25 Dec 2032	23,685 29	100 7969	23,874 03	99 9070	23 663 27
RF - GOLDMAN SACHS	MELLON BK N A	7% 15 Mar 2006	400,000 00	105 7924	423,169 76	109 5653	438 261 24
RF - GOLDMAN SACHS	MORGAN STANLEY GROUP INC	6 75% 15 Apr 2011	150,000 00	106 1403	159,210 51	113 2554	169 883 05
RF - GOLDMAN SACHS	PRUDENTIAL FDG CORP MTN 144A	6 6% 15 May 2008	750,000 00	106 2522	796,891 35	110 9698	832,273 20
RF - GOLDMAN SACHS	RABOBANK CAPITAL FUND II	5 26% 31 Dec 2049	1,000,000 00	100 0000	1,000,000 00	100 1380	1,001,380 00
RF - GOLDMAN SACHS	SALOMON BROS MTG SECS VII INC	7 098% 25 Feb 2031	688,077 95	100 7500	693,238 54	100 9082	694,327 01
RF - GOLDMAN SACHS	SCHLUMBERGER TECHNOLOGY CORP	6 5% 15 Apr 2012	400,000 00	99 7205	398,881 86	112 2030	448,811 92
RF - GOLDMAN SACHS	SCOTLAND INTL FIN B V 144A	8 85% 01 Nov 2006	400,000 00	115 7560	463,024 15	116 3217	465 286 64
RF - GOLDMAN SACHS	SMALL BUSINESS ADMIN	6 3% 01 Jun 2018	1,018,641 39	100 2344	1,021,029 07	108 2500	1,102,679 30
RF - GOLDMAN SACHS	SPIEGEL CR CARD MSTR NT TR	1 42% 15 Nov 2010	3,316,321 94	100 0000	3,316,321 94	96 2154	3,190,813 75
RF - GOLDMAN SACHS	VERIZON GLOBAL FDG CORP	7 25% 01 Dec 2010	300,000 00	102 2718	306,815 26	115 1877	345,563 13
RF - GOLDMAN SACHS	VERIZON NEW YORK INC	6 875% 01 Apr 2012	300,000 00	111 7514	335,254 32	111 9066	335,719 89
RF - GOLDMAN SACHS	VIACOM INC	7 7% 30 Jul 2010	450,000 00	107 1281	482,076 38	119 3912	537,260 22
RF - GOLDMAN SACHS	WAMU MTG PASS THROUGH CTF5	2 741667% 25 Jun 2042	883,632 84	100 2813	886,118 06	100 7676	890,415 25
RF - GOLDMAN SACHS	WAMU MTG	4 679% 25 Feb 2033	294,087 59	101 7344	299,188 18	101 4124	298,241 22
RF - GOLDMAN SACHS	WASHINGTON MUT FIN CORP	6 875% 15 May 2011	200,000 00	108 6935	217,386 91	113 7293	227,458 68
RF - GOLDMAN SACHS	WASHINGTON MUT MTG SECS CORP	2 70167% 25 Aug 2042	841,667 24	100 2813	844,034 43	100 3785	844,852 87
RF - GOLDMAN SACHS	WASHINGTON MUT MTG SECS CORP	4 816% 25 Oct 2032	753,506 40	102 0938	769,282 94	101 4410	764,364 28
RF - GOLDMAN SACHS	WELLS FARGO + COMPANY	3 75% 15 Oct 2007	800,000 00	100 0000	800,000 00	101 6433	813,146 48
RF BLACKROCK	ABN AMRO MTG CORP	6 5% 25 Jul 2017	103,706 04	102 8125	106,822 77	100 7298	104,462 89
RF BLACKROCK	ANZ CAP TR I	4 484% 26 Nov 2049	175,000 00	100 0000	175,000 00	100 7990	176,398 25
RF BLACKROCK	ANZ CAP TR I	5 36% 15 Dec 2049	270,000 00	99 9962	269,989 84	99 8210	269,516 70
RF BLACKROCK	ASIF GLOBAL FING XXIII	3 9% 22 Oct 2008	450,000 00	99 8138	449,162 31	100 4027	451,812 10
RF BLACKROCK	AMERICAN GEN CORP	8 5% 01 Jul 2030	85,000 00	126 0697	107,159 21	130 3120	110,765 22
RF BLACKROCK	BANC AMER FDG CORP	6% 20 May 2033	372,432 93	102 2813	380,929 06	101 9059	379,531 05
RF BLACKROCK	BANK OF AMERICA ALTERNATIVE LO	5% 25 Jul 2018	1,044,036 30	102 7969	1,073,236 70	101 0405	1,054,899 60
RF BLACKROCK	BANK OF AMERICA	7 8% 15 Feb 2010	55,000 00	113 2700	62,298 48	119 2806	65,604 34
RF BLACKROCK	BANK AMER CORP	7 4% 15 Jan 2011	225,000 00	115 8072	260,566 20	117 5308	264,444 37
RF BLACKROCK	BANK AMER CORP	4 375% 01 Dec 2010	325,000 00	99 4083	323,076 97	99 2309	322,500 29
RF BLACKROCK	BANK ONE N A CHICAGO IL MTN	3 7% 15 Jan 2008	125,000 00	99 8176	124,771 98	101 6296	127,037 05
RF BLACKROCK	BELLSOUTH CAP FDG CORP	6 04% 15 Nov 2026	250,000 00	104 4866	261,216 45	109 0385	272,596 35
RF BLACKROCK	BOTTLING GROUP LLC	5% 15 Nov 2013	150,000 00	99 3544	149,031 53	100 9787	151,468 05
RF BLACKROCK	BRISTOL MYERS SQUIBB CO	6 875% 01 Aug 2097	75,000 00	109 1097	81,832 25	108 4192	81,314 38
RF BLACKROCK	BRISTOL MYERS SQUIBB CO	5 75% 01 Oct 2011	125,000 00	103 6253	129,531 57	107 6307	134,538 41
RF BLACKROCK	CWMBS INC	5% 15 Feb 2019	400,000 00	101 3984	405,593 75	101 3750	405,500 00
RF BLACKROCK	CHASE COML MTG SECS CORP	7 198% 15 Jan 2032	900,000 00	113 6018	1,022,414 06	115 5739	1,040,165 19
RF BLACKROCK	CHASE COML MTG SECS CORP	7 757% 15 Feb 2010	415,000 00	113 4063	470,635 94	117 6852	488,393 70
RF BLACKROCK	CITIGROUP MTG SECS INC	6 25% 25 Jul 2016	122,108 75	99 6758	121,712 85	100 9600	123,280 93
RF BLACKROCK	CITIGROUP INC	7 25% 01 Oct 2010	365,000 00	111 8757	408,346 47	116 9771	426,966 23
RF BLACKROCK	CITIGROUP INC	5 75% 10 May 2006	230,000 00	101 6541	233,804 38	107 9294	248,237 71
RF BLACKROCK	CITIGROUP INC	3 5% 01 Feb 2008	100,000 00	98 4365	98,436 51	101 3775	101,377 51
RF BLACKROCK	CITIGROUP INC	5 875% 22 Feb 2033	235,000 00	104 0242	244,456 88	98 0689	230,461 80
RF BLACKROCK	CITICORP	7 2% 15 Jun 2007	160,000 00	108 6596	173,855 31	114 2367	182,778 70
RF BLACKROCK	CITIBANK CR CARD ISSUANCE TR	2 9% 17 May 2010	1,250,000 00	99 8076	1,247,595 52	97 6875	1,221,093 75
RF BLACKROCK	CONOCO INC	6 95% 15 Apr 2029	110,000 00	114 3273	125,760 00	112 6131	123,874 39
RF BLACKROCK	CONOCO FDG CO	6 35% 15 Oct 2011	550,000 00	109 7187	603,453 05	111 4853	613,169 31
RF BLACKROCK	CREDIT SUISSE FIRST BOSTON USA	6 125% 15 Nov 2011	170,000 00	104 1042	176,977 09	108 3565	184,206 00
RF BLACKROCK	CREDIT SWISS FIRST BOSTON	3 875% 15 Jan 2009	285,000 00	99 3760	283,221 57	100 4881	286,390 94
RF BLACKROCK	DEPFA ACS BK	3 625% 29 Oct 2008	500,000 00	100 3809	501,904 48	100 1200	500,600 05
RF BLACKROCK	DETROIT EDISON CO	6 125% 01 Oct 2010	175,000 00	104 3199	182,559 80	109 5997	191,799 54
RF BLACKROCK	DEUTSCHE MTG + ASSET REC CORP	1 55456% 15 Jun 2031	116,916 82	100 5664	117,579 04	101 2119	118,333 77
RF BLACKROCK	DIAGEO FIN BV	3% 15 Dec 2006	125,000 00	99 9695	124,961 83	100 0678	125,084 74
RF BLACKROCK	DOW CHEM CO	5 97% 15 Jan 2009	50,000 00	99 9872	49,993 62	107 9269	53,963 47
RF BLACKROCK	DOW CHEM CO	7 375% 01 Nov 2029	65,000 00	99 7021	64,806 36	111 4807	72,462 48
RF BLACKROCK	DOW CHEM CO	6 125% 01 Feb 2011	350,000 00	105 0380	367,632 90	107 0054	374,518 97
RF BLACKROCK	DOW CHEM CO	5 75% 15 Dec 2008	100,000 00	99 9958	99,995 78	107 0461	107,046 14
RF BLACKROCK	DUKE ENERGY CO	4 5% 01 Apr 2010	325,000 00	101 3733	329,463 11	99 9829	324,944 55
RF BLACKROCK	FEDERAL EXPRESS CORP TR	6 72% 15 Jan 2022	954,922 98	100 0000	954,922 98	110 7614	1,057,685 97
RF BLACKROCK	GMAC COML MTG SEC INC	6 957% 15 Sep 2035	405,000 00	112 9727	457,539 26	114 2817	462,840 72

Prepared by SSC 8/31/2004

THE ROCKEFELLER FOUNDATION
990 HOLDINGS
AS OF DECEMBER 31, 2003

STATEMENT 10

Investments-corporate bonds

Fund Name	Security Name	Security Description	Shares/Par Value	Base Unit Cost	Base Total Cost	Base Price Amount	Base Market Value
RF BLACKROCK	GS MTG SECS CORP II	6 135% 18 Oct 2030	798,591 82	110 4648	882,163 19	107 7838	860,752 37
RF BLACKROCK	GENERAL ELEC CO	5% 01 Feb 2013	145,000 00	99 8706	144,812 32	101 6142	147,340 53
RF BLACKROCK	GENERAL ELEC CAP CORP MTN	6 125% 22 Feb 2011	485,000 00	105 8337	492,126 82	109 4955	509,154 21
RF BLACKROCK	GENERAL ELEC CAP CORP MTN	5 875% 15 Feb 2012	615,000 00	107 8260	663,129 96	108 0824	664,706 70
RF BLACKROCK	GENERAL ELEC CAP CORP MTN	6 75% 15 Mar 2032	50,000 00	110 2620	55,130 98	110 6223	55,311 14
RF BLACKROCK	GETTY PAUL J TR	5 875% 01 Oct 2033	150,000 00	99 4447	149,167 03	98 9840	148,476 00
RF BLACKROCK	GOLDEN WEST FINL CORP DEL	4 125% 15 Aug 2007	345,000 00	99 7423	344 111 06	103 4666	356,959 87
RF BLACKROCK	GOLDMAN SACHS GROUP INC	7 35% 01 Oct 2009	40,000 00	114 1781	45,671 22	116 7513	46,700 53
RF BLACKROCK	GOLDMAN SACHS GROUP INC	6 875% 15 Jan 2011	200,000 00	111 4926	222,985 26	113 4083	226,816 50
RF BLACKROCK	GOLDMAN SACHS GROUP INC	6 6% 15 Jan 2012	55,000 00	108 1266	59,469 65	111 9672	61,581 97
RF BLACKROCK	GOLDMAN SACHS GROUP INC	4 125% 15 Jan 2008	265,000 00	102 7864	272,383 86	103 3021	273,750 64
RF BLACKROCK	GOLDMAN SACHS GROUP INC	6 125% 15 Feb 2033	75,000 00	106 3108	79,733 11	100 5415	75,406 14
RF BLACKROCK	GOLDMAN SACHS GROUP INC	5 25% 15 Oct 2013	225,000 00	99 9309	224,862 81	101 1731	227,639 38
RF BLACKROCK	GOLDMAN SACHS GROUP INC	5 375% 01 Apr 2006	750,000 00	103 4363	775,772 53	105 9535	794,651 02
RF BLACKROCK	HOME DEPOT INC	120,000 00	109 6782	131,613 83	111 2853	133,542 34	
RF BLACKROCK	HOUSEHOLD FIN CORP	6 45% 01 Feb 2009	265,000 00	92 4530	245,000 51	108 6626	287,955 81
RF BLACKROCK	HOUSEHOLD FIN CORP	5 875% 01 Feb 2009	175,000 00	114 9041	201,082 17	112 6245	197,092 89
RF BLACKROCK	HOUSEHOLD FIN CORP	6 75% 15 May 2011	150,000 00	114 3788	171,568 27	114 5998	171,899 74
RF BLACKROCK	HOUSEHOLD FIN CORP	7% 15 May 2012	50,000 00	130 8414	65,420 68	120 5513	60,275 66
RF BLACKROCK	HOUSEHOLD FIN CORP	7 625% 17 May 2032	260,000 00	98 3052	255,593 43	97 7609	254,178 26
RF BLACKROCK	HOUSEHOLD FIN CORP	4 75% 15 Jul 2013	650,000 00	101 1605	657,542 95	101 1710	657,611 50
RF BLACKROCK	ISRAEL ST	5 5% 18 Sep 2023	110,000 00	106 5913	117,250 41	113 3957	124,735 21
RF BLACKROCK	J P MORGAN CHASE	5 25% 30 May 2007	25,000 00	105 4923	26,373 08	107 0142	26,753 55
RF BLACKROCK	J P MORGAN CHASE + CO	3 625% 01 May 2008	270,000 00	98 0399	264,707 85	100 5416	271,462 40
RF BLACKROCK	J P MORGAN CHASE + CO	110,000 00	99 7711	109,748 26	99 7215	109,693 66	
RF BLACKROCK	J P MORGAN CHASE CO	4 5% 15 Nov 2010	605,000 00	108 4883	656,354 10	111 4780	674,441 84
RF BLACKROCK	J P MORGAN CHASE COML MTG SECS	6 429% 15 Apr 2035	40,000 00	99 9339	39,973 56	98 7059	39,482 38
RF BLACKROCK	LEHMAN BROTHERS HLDGS INC	4 375% 30 Nov 2010	211,223 54	101 5938	214,589 93	102 6696	216,862 32
RF BLACKROCK	MASTR ASSET SECURITIZATION TR	5 75% 25 Oct 2017	30,000 00	99 2166	29,764 98	105 4666	31,639 98
RF BLACKROCK	METLIFE INC	100,000 00	105 4921	105,492 12	105 7111	105,711 10	
RF BLACKROCK	METROPOLITAN LIFE GLOBAL FDG	4 75% 20 Jun 2007	475,000 00	124 0660	589,313 52	133 5026	634,137 40
RF BLACKROCK	MOBIL CORP	8 625% 15 Aug 2021	165,000 00	111 7225	184,342 17	111 9975	184,795 92
RF BLACKROCK	MORGAN STANLEY GROUP INC	6 1% 15 Apr 2006	75,000 00	106 6399	79,979 94	108 1801	81,142 54
RF BLACKROCK	MORGAN STANLEY GROUP INC	6 75% 15 Apr 2011	135,000 00	110 7514	149,514 39	113 2554	152,894 75
RF BLACKROCK	MORGAN STANLEY GROUP INC	5 8% 01 Apr 2007	125,000 00	107 1199	133,899 84	109 0015	136,251 90
RF BLACKROCK	NEW ENGLAND TEL + TELEG CO	7 875% 15 Nov 2029	125,000 00	131 2584	164,073 06	117 5945	146,993 09
RF BLACKROCK	PACIFIC LIFE CORP	6 6% 15 Sep 2033	70,000 00	99 9076	69,935 33	103 7774	72,644 21
RF BLACKROCK	PROTECTIVE LIFE SECD TRS	3 7% 24 Nov 2008	170,000 00	99 8136	169,683 20	99 6602	169,422 37
RF BLACKROCK	PRUDENTIAL INS CO AMER	6 375% 23 Jul 2006	400,000 00	104 3671	417,468 44	108 5522	434,208 64
RF BLACKROCK	RESIDENTIAL FDG MTG SECS I INC	6 5% 25 Mar 2013	87,939 74	95 3750	83,872 53	100 0000	87,939 74
RF BLACKROCK	SLM CORP MEDIUM TERM NTS	5 625% 01 Aug 2033	210,000 00	93 3580	196,051 77	94 4974	198,444 54
RF BLACKROCK	SLM STUDENT LN TR	1% 25 Oct 2010	430,823 00	100 0000	430,823 00	100 0313	430,957 85
RF BLACKROCK	SLM STUDENT LN TR	1% 25 Oct 2010	402,221 52	100 0000	402,221 52	100 0313	402,347 42
RF BLACKROCK	SEARS CR ACCOUNT MASTER TR II	1 5% 16 Nov 2009	875,000 00	100 0000	875,000 00	100 1719	876,504 12
RF BLACKROCK	SMALL BUSINESS ADMIN	7 15% 01 Jan 2017	496,440 96	100 0000	496,440 96	110 3750	547,946 71
RF BLACKROCK	SMALL BUSINESS ADMIN PARTN CTF	6 85% 01 Aug 2007	659,079 97	100 0000	659,079 97	107 3750	707,687 12
RF BLACKROCK	SMALL BUSINESS ADMIN PARTN CTF	5 136% 10 Aug 2013	875,000 00	100 0000	875,000 00	99 9060	874,177 50
RF BLACKROCK	STATE STR CORP	7 65% 15 Jun 2010	600,000 00	115 6631	693,978 31	117 2907	703,743 96
RF BLACKROCK	STRUCTURED ASSET SECS CORP	3 356% 25 Jan 2031	804,695 04	99 9219	804,066 37	95 6563	769,741 10
RF BLACKROCK	SUMMIT MTG TR	6 14% 28 Dec 2012	101,256 47	94 6562	95,845 57	100 3125	101,572 90
RF BLACKROCK	SWEDISH EXPT CR CORP	2 875% 26 Jan 2007	200,000 00	99 6906	199,381 29	100 3848	200,769 64
RF BLACKROCK	TEXACO CAP INC	9 75% 15 Mar 2020	955,000 00	120 4745	1,150,531 66	142 0972	1,357,028 64
RF BLACKROCK	U S CENT CR UN	2 75% 30 May 2008	290,000 00	98 2045	284,792 98	97 3401	282,286 14
RF BLACKROCK	USA ED INC	5 625% 10 Apr 2007	50,000 00	106 3696	53,184 82	108 3660	54,183 00
RF BLACKROCK	UNION PAC RR CO	4 698% 02 Jan 2024	325,000 00	100 0000	325,000 00	95 2677	309,620 09
RF BLACKROCK	U S BANCORP MTN BK ENT	3 95% 23 Aug 2007	45,000 00	99 6139	44,826 24	102 6141	46,176 34
RF BLACKROCK	VERIZON GLOBAL FDG CORP	7 75% 01 Dec 2030	40,000 00	100 0348	40,013 92	116 1521	46,460 83
RF BLACKROCK	VERIZON NEW JERSEY INC	5 875% 17 Jan 2012	560,000 00	97 3544	545,184 51	106 6271	597,111 87
RF BLACKROCK	VIRGINIA ELEC + PWR CO	7 625% 01 Jul 2007	200,000 00	111 9040	223,808 00	114 5344	229,068 82
RF BLACKROCK	VODAFONE GROUP PLC NEW	6 25% 30 Nov 2032	50,000 00	99 4296	49,714 80	101 8265	50,913 26
RF BLACKROCK	WAL MART STORES INC	7 55% 15 Feb 2030	115,000 00	123 2771	141,768 71	122 7110	141,117 66
RF BLACKROCK	WASHINGTON MUT MTG SECS CORP	6 5% 25 May 2032	103,534 92	102 7813	106,414 49	103 0731	106,716 68
RF BLACKROCK	WELLS FARGO BK N A SANFRANCISCO	7 8% 15 Jun 2010	125,000 00	108 6582	135,822 79	108 4709	135,588 57
RF BLACKROCK	WELLS FARGO FINL INC	6 125% 18 Apr 2012	110,000 00	109 2926	120,221 90	109 8627	120,848 91
RF - CAPITAL GUARDIAN II	AMAZON COM	6 875% 16 Feb 2010	203,000 00	62 4969	126,868 65	125 9774	255,734 10
DOMESTIC CORPORATE BOND TOTAL			118,377,463.10		104,647,386.69		93,969,646.32

THE ROCKEFELLER FOUNDATION
990 HOLDINGS
AS OF DECEMBER 31, 2003

STATEMENT 10

Investments-corporate bonds

Fund Name	Security Name	Security Description	Shares/Par Value	Base Unit Cost	Base Total Cost	Base Price Amount	Base Market Value
FOREIGN CORPORATE BONDS							
RF - WHIPPOORWILL ASSOCIATES	ARGENTINA ALPARGATAS S A I C	1% 15 Mar 2010	577,831 00	29 0000	167,570 88	-	-
RF - GOLDMAN SACHS	AUSTRALIA PRINCIPAL FINL GROUP AUSTRALIA	8 2% 15 Aug 2009	450,000 00	112 7511	507,380 02	117 8815	530,466 88
RF BLACKROCK	CANADA SUNCOR ENERGY INC	5 95% 01 Dec 2034	60,000 00	99 4116	59,646 94	98 9174	59,350 42
RF - GOLDMAN SACHS	DENMARK DEN DANSKE BK AKTIESELSKAB	7 4% 15 Jun 2010	500,000 00	113 6256	568,128 07	115 9575	579,787 30
RF - GOLDMAN SACHS	FINLAND MERITA BANK LTD	6 5% 15 Jan 2006	500,000 00	105 9512	529,756 21	108 0831	540,415 25
RF - PIMCO	GERMANY DEUTSCHE BANK CAPITAL TRUST	2 94% 29 Dec 2049	1,200,000 00	100 9765	1,211,718 34	101 0000	1,212,000 00
RF - CAPITAL GUARDIAN	JAPAN SMFG FINANCE (KY)	2 25% 11 Jul 2005	18,000,000 00	1 0009	180,154 62	1 7542	315,760 01
RF - CAPITAL GUARDIAN II	SMFG FINANCE (KY)	100% 11 Jul 2005	24,000,000 00	1 1804	283,307 35	1 7542	421,013 34
RF - GOLDMAN SACHS	NETHERLANDS TELEFONICA EUROPE BV	7 75% 15 Sep 2010	200,000 00	114 5604	229,120 83	118 1641	236,328 18
RF - CAPITAL GUARDIAN	SWITZERLAND CREDIT SUISSE GP	6% 23 Dec 2005	50,000 00	66 9033	33,451 67	110 0465	55,023 25
RF - GOLDMAN SACHS	UNITED KINGDOM ABBAY NATL PLC	7 95% 26 Oct 2029	250,000 00	132 0299	330,074 78	123 5581	308,895 35
RF - GOLDMAN SACHS	GOVERNOR + CO BK SCOTLAND	7% 29 Nov 2049	350,000 00	115 3166	403,608 19	113 2108	396,237 69
RF - GOLDMAN SACHS	MIDLAND BK PLC	7 625% 15 Jun 2006	900,000 00	107 4294	966,864 31	110 9945	998,950 68
RF BLACKROCK	BARCLAYS BK PLC	1% 29 Sep 2049	95,000 00	123 0441	116,891 89	122 6152	116,484 40
RF BLACKROCK	HSBC HLDGS PLC	5 25% 12 Dec 2012	100,000 00	107 8249	107,824 87	102 4060	102,406 00
FOREIGN CORPORATE BOND TOTAL			47,232,831.00		5,695,498.95		5,873,118.75

FOREIGN CORPORATE BOND TOTAL 47,232,831.00 5,695,498.95 5,873,118.75

THE ROCKEFELLER FOUNDATION

Employer ID No. 13-1659629

Form 990PF - 2003

STMT 11

LIMITED PARTNERSHIPS AND SIMILAR INTERESTS

	<u>COST</u>	<u>MARKET VALUE</u>
REAL ESTATE		
Advent II	2,299,580	0
Advent III	4,318,281	6,951,772
Advent IV	7,770,511	9,347,769
Advent VI	9,571,224	9,613,301
Aetos CapitalAsia	746,435	437,468
AHF II		7,179
AHF III		9,620
Avanti IV	530,489	446,423
Broadreach Capital	98,369	0
Brookdale IV	5,431,822	5,755,982
Cabot Industrial Prop	950,000	509,935
Copley II	0	460,943
Crow Holdings II	16,563,775	16,408,274
Crow Holdings III	2,782,882	2,752,487
Fremont Realty	15,234,568	19,891,395
Greenfield Acqu III	1,350,000	842,877
LaSalle Parking	4,136,661	4,543,382
M&H Realty IV	16,892	5,274,086
M&H Realty V	4,628,808	5,838,463
Quadrangle NCP	2,874,690	11,110,934
SRI REIT - Shorenstein VI	5,766,622	5,012,555
TransEuropean	4,103,655	8,752,526
Transwestern - Aslan I	12,867,573	14,582,653
Transwestern - Aslan II	6,653,799	5,912,932
TOTAL REAL ESTATE	<u>108,696,635</u>	<u>134,462,955</u>

PRIVATE EQUITY AND OTHER**VENTURE CAPITAL**

Battery Ventures VI	3,964,654	1,926,644
Benchmark Capital Partner IV	8,093,688	4,895,969
Charles River Partnership X	3,443,204	1,147,716
Charles River Partnership XI	939,355	699,192
Crosspoint Venture Partners 1999	9,805,538	1,967,991
Crosspoint Venture Partners 2000	12,260,123	6,275,209
Delphi Ventures IV	7,874,309	5,674,290
General Catalyst	250,000	206,640

THE ROCKEFELLER FOUNDATION

Employer ID No. 13-1659629

Form 990PF - 2003

STMT 11

LIMITED PARTNERSHIPS AND SIMILAR INTERESTS

	<u>COST</u>	<u>MARKET VALUE</u>
Highland Capital Partners V	3,337,906	1,491,180
Highland VI	2,275,000	1,801,623
Institutional Venture Partners IV	1,715,596	531,880
Institutional Venture Partners VIII	6,688,124	3,729,552
Merill Pickard V		84,503
Mohr Davidow Ventures VI	7,200,000	2,253,874
Mohr Davidow Ventures VII	1,876,000	1,272,616
New Enterprise Associates 9	4,788,335	1,711,250
New Enterprise Associates 10	2,961,981	2,430,199
Redpoint Venture Partners	6,339,110	1,844,421
Polaris IV	1,000,000	640,000
Redpoint Venture Partners II	3,690,000	2,119,813
Sequoia Capital Fund IX	1,725,878	573,263
Sequoia Capital Fund X	3,373,423	1,743,739
Sequoia Capital Fund XI	190,800	164,655
Sierra Ventures Fund VII	8,453,368	2,728,223
US Venture Partners IV	2,567,315	633,858
US Venture Partners V	8,193,371	6,217,491
US Venture Partners VI	12,744,314	5,107,271
US Venture Partners VII	11,850,000	4,693,702
US Venture Partners VIII	7,500,000	5,365,140
	<u>145,101,391</u>	<u>69,931,903</u>

BUYOUTS

Advent International		165,610
Alta Subordinated Debt Fund III		915,000
Apax V	6,298,153	6,877,259
BC European Capital VII	7,732,385	9,667,512
Berkshire Partners VI	1,601,385	1,385,001
Capital Resource Lenders II	8,173,652	2,920,119
Capital Resource Lenders III	8,907,449	5,918,216
Capital Resource Lenders IV	7,634,200	6,279,046
Clayton, Dubilier & Rice IV		590,823
Code Hennessy & Simmons IV	5,207,000	5,003,573
Golder Thoma Cressey III	2,066,109	2,463,705
Goldman Sachs Capital Partners III	6,622,182	2,050,002
Grotech III		15,404
Grotech IV		289,000
GTCR Fund	400,000	303,505

THE ROCKEFELLER FOUNDATION

Employer ID No. 13-1659629

Form 990PF - 2003

STMT 11

LIMITED PARTNERSHIPS AND SIMILAR INTERESTS

	<u>COST</u>	<u>MARKET VALUE</u>
Hellman & Friedman Investors II		8,434
Joseph Littlejohn & Levy II	6,429,856	3,302,856
Madison Dearborn Capital Partners III	8,266,127	9,685,071
Madison Dearborn IV	2,296,686	2,030,082
Paul Capital Acquisition Fund		511,559
Rice Mezzanine Lenders		248,807
Rosewood Capital	2,651,725	1,830,772
Summit Ventures IV		607,798
Summit Ventures V	5,301,174	3,267,267
Summit Ventures VI	2,670,571	2,174,764
Thoma Cressey Fund VI	6,818,364	4,472,015
Thoma Cressey Fund VII	3,524,061	4,244,654
TPG Partners	8,513,492	8,191,827
Vestar Capital Partners II	2,350,977	1,311,420
Vestar Capital Partners III	9,689,265	6,790,411
Vestar Capital Partners IV	6,162,341	6,200,270
Welsh Carson Anderson & Stowe VIII	14,850,000	10,725,160
Welsh Carson Anderson & Stowe IX	9,998,366	9,264,605
Weston Presidio III	7,561,145	3,975,310
Weston Presidio Capital IV	5,836,155	4,973,653
William Blair Mezzanine Capital	4,890,889	3,361,576
	<u>162,453,708</u>	<u>132,022,085</u>
 DISTRESSED/OTHER		
GS Special Opportunities Asia Ltd.		2,259,790
Watershed Capital	15,000,000	17,437,500
OCM Opportunities Fund II	5,483,424	10,131,075
OCM Opportunities Fund III	6,795,875	14,113,171
OCM Opportunities Fund IV	1,500,000	4,557,059
	<u>28,779,299</u>	<u>48,498,594</u>
 ABSOLUTE RETURN		
Actos Management/Perf Fee		
AG&J Power Opp Fund	2,500,000	2,528,108
Argus Healthcare Offshore	5,000,000	5,111,924
Cavary Offshore	5,000,000	5,092,688
JL Partners	5,000,000	5,173,400
King Street Capital	5,000,000	5,144,155
Perry Partners	5,000,000	5,312,183

THE ROCKEFELLER FOUNDATION

Employer ID No. 13-1659629

Form 990PF - 2003

STMT 11

LIMITED PARTNERSHIPS AND SIMILAR INTERESTS

	<u>COST</u>	<u>MARKET VALUE</u>
Satellite Overseas	5,000,000	5,130,910
Brahman Institutional	10,000,000	11,576,290
K Capital	15,000,000	15,740,589
Standard Pacific	15,294,429	15,073,185
US Dollar	12,500,000	12,500,000
OZ Overseas	15,000,000	18,261,675
	<u>100,294,429</u>	<u>106,645,107</u>
Foreign Government Bonds (Statement 11 A)	20,877,981	23,297,849
Options(Statement 11B)	29,172	
TOTAL PRIVATE EQUITY AND OTHER	<u>457,535,979</u>	<u>380,395,538</u>

PROGRAMMATIC INVESTMENTS

	<u>COST</u>	<u>MARKET VALUE</u>
DOUBLE BOTTOM LINE VENTURES LLC	3,600,000	2,520,000
PHILANTHROPIC VENTURES HOLDING CORP.	3,500,000	0
HARVEST FARM SEEDS, LTD.	350,000	245,000
LOWLANDS AGRICULTURAL TECHNICAL SERVICES, LTD.	300,000	210,000
NETOMAT, INC	885,807	660,807
PROGRAMMATIC INVESTMENTS TOTAL	<u>8,635,807</u>	<u>3,635,807</u>
INVESTMENTS OTHER- TOTAL	<u>574,868,421</u>	<u>518,494,300</u>

THE ROCKEFELLER FOUNDATION
990 HOLDINGS
AS OF DECEMBER 31, 2003

STATEMENT 11A

Fund Name	Security Name	Security Description	Shares/Par Value	Base Unit Cost	Base Total Cost	Base Price Amount	Base Market Value
FIXED INCOME SECURITIES							
FOREIGN GOVERNMENT BONDS							
	CANADA						
RF BLACKROCK	CANADA GOVT	5 25% 01 Jun 2013	2,225,000 00	78 5815	1,748,437 53	80 8125	1,798,078 93
RF BLACKROCK	QUEBEC PROV CDA	7 125% 09 Feb 2024	25,000 00	126 9919	31,747 98	116 5617	29,140 42
RF BLACKROCK	QUEBEC PROV CDA MTN	1% 06 Mar 2026	75,000 00	130 8345	98,125 89	120 3808	90,285 59
RF BLACKROCK	QUEBEC PROV CDA MTN	1% 09 Apr 2026	75,000 00	129 4246	97,068 47	120 6095	90,457 12
	GERMANY						
RF - PIMCO	GERMANY (FEDERAL REPUBLIC)	5 25% 04 Jan 2011	1,800,000 00	104 6417	1,883,550 06	135 8990	2,446,182 84
RF - PIMCO	GERMANY FED REP	4 5% 04 Jul 2009	3,200,000 00	128 5274	4,112,876 85	131 2751	4,200,801 97
RF BLACKROCK	GERMANY (FEDERAL REPUBLIC)	3% 11 Apr 2008	2,400,000 00	117 0111	2,808,265 83	124 1674	2,980,016 42
	FRANCE						
RF BLACKROCK	FRANCE (GOVT OF)	3 5% 12 Jan 2008	4,385,000 00	118 6240	5,201,663 41	126 7657	5,558,677 40
	NEW ZEALAND						
RF - PIMCO	NEW ZEALAND (GOVT OF)	4 5% 15 Feb 2016	2,000,000 00	44 0911	881,821 09	82 2815	1,645,629 71
	SPAIN						
RF BLACKROCK	SPAIN (KINGDOM)	6% 31 Jan 2008	2,150,000 00	134 9556	2,901,546 20	138 8443	2,985,152 45
	SWEDEN						
RF BLACKROCK	SWEDEN (KINGDOM OF)	8% 15 Aug 2007	9,305,000 00	11 9600	1,112,877 60	15 8348	1,473,426 38
FOREIGN GOVERNMENT BOND TOTAL			27,640,000.00		20,877,980 91		23,297,849.23

THE ROCKEFELLER FOUNDATION
990 HOLDINGS
AS OF DECEMBER 31, 2003

STATEMENT 11B

Fund Name	Security Name	Security Description	Shares/Par Value	Base Unit Cost	Base Total Cost	Base Price Amount	Base Market Value
RF- EMERGING MARKETS MGMT	OPTIONS SOUTH AFRICAN RAND	JAN 8 25 PUT	660,000.00	0.0442	29,172.00	-	-
	OPTIONS TOTAL		660,000.00		29,172.00		

Statement #12 (Summary)

THE ROCKEFELLER FOUNDATION

Employer ID No. 13-1659629

Form 990PF - 2003, Part XV

	Unexpended balance on 1/1/03	Net grants approved in 2003			Contributions, gifts, grants net - Part I, line 25 Column A	Contributions, gifts, grants paid - Part I, line 25 Column D	Grants payable - Part II, line 18 Column (b)
		Grants approved	reversions	lapses			
STATEMENT #12							
Africa Regional Program	\$11,553,926	\$10,748,236	\$0	\$183,602	\$10,564,634	\$10,586,497	\$11,532,063
African Initiatives	\$725,958		304,330	6,239	(\$310,569)	157,049	\$258,340
Agricultural Sciences	\$1,003,324		111,198	56,852	(\$168,050)	441,497	\$393,778
Arts & Humanities	\$1,444,539		19,581	-	(\$19,581)	1,096,725	\$328,233
Assets & Capacities	\$1,979,548	12,774,153	5,010	24,035	\$12,745,107	9,381,096	\$5,343,559
Building Democracy	\$156,857		140,804	-	(\$140,804)	15,754	\$300
Creativity & Culture	\$10,533,419	13,670,600	-	247	\$13,670,353	13,716,013	\$10,487,759
Equal Opportunity	\$33,955		9,956	1,708	(\$11,664)	9,724	\$12,567
Food Security	\$24,025,592	20,676,333	-	12,622	\$20,663,711	23,119,976	\$21,569,327
Global Environment	\$1,049,905		35,426	-	(\$35,426)	1,010,000	\$4,478
Global Inclusion	\$9,414,316	15,924,326	75,000	195,369	\$15,653,957	15,959,555	\$9,108,718
Global Programs	\$35,000		-	-	\$0	-	\$35,000
Health Equity	\$22,716,929	29,712,159	1,842,257	148,767	\$27,721,135	21,557,219	\$28,880,845
Health Sciences	\$866,418		89,649	8,611	(\$98,260)	290,526	\$477,632
Interprogram - Centers	\$231		826	-	(\$826)	(826)	\$231
North America Regional Program	\$0	594,647	-	-	\$594,647	182,337	\$412,310
Population Sciences	\$2,228,865		115,283	58,670	(\$173,953)	936,101	\$1,118,811
Regional Activities	\$298,155		-	41,654	(\$41,654)	120,735	\$135,766
South East Asia Regional Program	\$2,006,110	3,625,000	-	-	\$3,625,000	3,199,719	\$2,431,391
Special Interests	\$120,191		-	1,708	(\$1,708)	118,483	\$0
Special International Initiatives	\$14,730		-	17,876	(\$17,876)	(3,146)	\$0
Special Programs	\$1,170,184		80,689	36,290	(\$116,978)	645,582	\$407,623
Strategic Alliance	\$420,000		60,000	-	(\$60,000)	360,000	\$0
Understanding Development	\$825,000		-	-	\$0	-	\$825,000
Working Communities	\$14,437,892	25,513,747	100,000	7,701	\$25,406,046	30,878,050	\$8,965,888
Foundation-operated Programs		5,930,326			\$5,930,326	5,930,326	\$0
	\$107,061,043	139,169,527	2,990,010	801,951	135,377,567	139,708,991	\$102,729,619

STATEMENT #12.C

General Fellowships	\$501,215	489,338	38,166	1,981	\$449,190	641,266	\$309,139
TOTAL	\$107,562,258	\$139,658,865	\$3,028,176	\$803,932	\$135,826,757	\$140,350,257	\$103,038,758
LESS Refunds on closed appropriations					(9,607)		
ADD Refunds of grant amounts treated as qualifying distributions in prior years						619,546	
LESS ProVenEx commitments					(2,106,307)		
Total					\$133,710,842	\$140,969,803	

Recoveries of amounts treated as qualifying distributions:

Grant Refunds (above)	629,154
Refund of prior year expenses (Part I Line 23)	141,578
PRJ principal repayments	2,976,190
Part XI, line 4A	\$3,746,922

STATEMENT #12

THE ROCKEFELLER FOUNDATION
Employer ID No. 13-1659629
Form 990PF – 2003

GRANTS AND EXPENDITURES

Payments made to those grantees listed in this attachment over which the Foundation exercises expenditure responsibility are separately listed in Statement #12.A. All other grantee organizations listed in this attachment are, to the best of our knowledge, organizations described in IRC 509(a)(1), (2), or (3).

This attachment includes grants made directly to individuals. These grantees are also separately listed in Statement #12.B. In addition, payments for general fellowships are itemized in Statement #12.C. To the best of our knowledge, no person who was a recipient of an individual award from the Foundation was related by blood, marriage, or adoption, or is employed by any person having an interest in The Rockefeller Foundation, such as a creator, donor, trustee, or officer.

THE ROCKEFELLER FOUNDATION
Identification Number 13-1659629
GRANTS AND EXPENDITURES REPORT

Statement #12
Page 1 of 302

PROGRAM COUNTRY US STATE Grantee Name(s) - Person(s) or Institution(s) Purpose	UNEXPENDED BALANCE AS OF 01-Jan-2003	APPROVED IN 2003	NET EXPENDITURES AS OF Dec-2003	LAPSES (incl. canc & recens) IN 2003	REVERSIONS (incl. canc & recens) IN 2003	UNEXPENDED BALANCE AS OF Dec-2003
-----	-----	-----	-----	-----	-----	-----
AFRICA REGIONAL PROGRAM						
BOTSWANA						
Southern African Development Community Private Bag 0095 Gaborone, Botswana						
for the costs of training staff of national statistical/census offices, universities and other institutions of higher learning in the countries of the Southern African Development Community on census and spatial data analysis	235,910.00	0.00	0.00	0.00	0.00	235,910.00
BURKINA FASO						
University of Ouagadougou Ouagadougou, Burkina Faso						
for use by its Research and Training Unit in Demography toward the costs of its project to improve the evidence-base for interventions to address education and health inequities in Ouagadougou	0.00	367,870.00	0.00	0.00	0.00	367,870.00
CAMEROON						
Dominic Fontem Department of Plant Protection University of Dschang P O Box 208 Dschang, Cameroon						
to enable him to conduct postdoctoral research at the University of Dschang on the characteristics of <i>Phytophthora infestans</i> , the fungus that causes late blight in potato and tomato crops in Cameroon	9,076.40	0.00	3,076.40	0.00	0.00	6,000.00
CANADA						
International Development Research Centre P.O Box 8500 Ottawa, Ontario, K1G 3H9 Canada						
toward the costs of a training workshop for finance and administration officers of grantee institutions in Africa	8,356.00	0.00	0.00	8,356.00	0.00	0.00
ENGLAND						
HelpAge International P.O Box 32832 London, N1 9UZ England						
toward the costs of a project to address the health and nutritional needs of older people in Uganda	0.00	35,766.00	0.00	0.00	0.00	35,766.00

THE ROCKEFELLER FOUNDATION
Identification Number 13-1659629
GRANTS AND EXPENDITURES REPORT

Statement #12
Page 2 of 302

PROGRAM COUNTRY US STATE Grantee Name(s) - Person(s) or Institution(s) Purpose	UNEXPENDED BALANCE AS OF 01-Jan-2003	APPROVED IN 2003	NET EXPENDITURES AS OF Dec-2003	LAPSES (incl. canc & recens) IN 2003	REVERSIONS (incl. canc & recens) IN 2003	UNEXPENDED BALANCE AS OF Dec-2003
=====	=====	=====	=====	=====	=====	=====
AFRICA REGIONAL PROGRAM						
ENGLAND						
 The Afrca Centre Limited 38 King Street Covent Garden London, WC2E 8JT England						
to further the development of a comprehensive digital database of information on contemporary Africa and to strengthen its radio program on African affairs that promotes scholarly debates on the developmental challenges facing the African continent	150,000.00	0.00	150,000.00	0.00	0.00	0.00
 The Open University Walton Hall Milton Keynes MK7 6AA England						
for a project on the role of universities in the transformation of societies with a focus on sub-Saharan Africa	25,000.00	0.00	25,000.00	0.00	0.00	0.00
 ETHIOPIA						
Abebe Getahun Department of Biology Addis Ababa University P O Box 1176 Addis Ababa, Ethiopia						
to enable him to conduct postdoctoral research at Addis Ababa University on the history and current status of non-Indigenous fish in Ethiopia	8,500.00	0.00	2,500.00	0.00	0.00	6,000.00
 FRANCE						
United Nations Educational, Scientific and Cultural Organization 7, place de Fontenoy Paris, 75352 France						
for use by its International Institute for Educational Planning toward the costs of the activities of the Association for the Development of Education in Africa, in particular for its working groups on education statistics, on finance and education, on books and learning materials and on early childhood development	0.00	160,000.00	160,000.00	0.00	0.00	0.00
 GHANA						
Association of African Universities African Universities House Aviation Road Extension, Airport Residential Area P O Box 5744 Accra-North, Ghana						
toward the costs of its project to develop a database of African theses and dissertations	0.00	134,500.00	90,000.00	0.00	0.00	44,500.00

THE ROCKEFELLER FOUNDATION
Identification Number 13-1659629
GRANTS AND EXPENDITURES REPORT

Statement #12
Page 3 of 302

PROGRAM COUNTRY US STATE Grantee Name(s) - Person(s) or Institution(s) Purpose	UNEXPENDED BALANCE AS OF 01-Jan-2003	APPROVED IN 2003	NET EXPENDITURES AS OF Dec-2003	LAPSES (incl. canc & recens) IN 2003	REVERSIONS (incl. canc & recens) IN 2003	UNEXPENDED BALANCE AS OF Dec-2003
=====	=====	=====	=====	=====	=====	=====
AFRICA REGIONAL PROGRAM						
GHANA						
 Association of African Universities toward the costs of its restructuring and revitalization	0.00	65,000.00	65,000.00	0.00	0.00	0.00
 toward the costs of the Conference of Rectors, Vice Chancellors and Presidents of African Universities on the role of African institutions of higher education in building the African Union, to be held in Mauritius, March 2003	18,075.00	0.00	18,075.00	0.00	0.00	0.00
 Forum for African Women Educationalists, Ghana Chapter P O Box C1217 Cantonments Accra, Ghana						
for a project to train adolescent girls as peer educators and counselors on issues related to sexual maturation	0.00	182,907.00	0.00	0.00	0.00	182,907.00
for general support	0.00	25,000.00	25,000.00	0.00	0.00	0.00
 INDEPTH Network P O Box KD 213 Accra, Ghana						
for a collaborative research program with the University of Pennsylvania's census analysis project that will inform demographic and health policy in sub-Saharan Africa	150,200.00	0.00	74,800.00	0.00	0.00	75,400.00
toward the costs of developing a demographic surveillance system manual for use by resource-constrained countries to gain a better understanding of population dynamics	0.00	45,100.00	0.00	0.00	0.00	45,100.00
 Ministry of Health, Ghana P O Box M-44 Accra, Ghana						
for the costs of a meeting to discuss how to devise and implement an innovative, efficient and sustainable demographic surveillance system in Ghana	0.00	8,855.00	8,855.00	0.00	0.00	0.00
 University for Development Studies P.O. Box 1350 Tamale, Ghana						
toward the costs of first priority activities to develop its institutional capacity	0.00	79,750.00	79,750.00	0.00	0.00	0.00

Statement #12
Page 4 of 302

PROGRAM COUNTRY US STATE Grantee Name(s) - Person(s) or Institution(s) Purpose	UNEXPENDED BALANCE AS OF 01-Jan-2003	APPROVED IN 2003	NET EXPENDITURES AS OF Dec-2003	LAPSES (incl. canc & recens) IN 2003	REVERSIONS (incl. canc & recens) IN 2003	UNEXPENDED BALANCE AS OF Dec-2003
AFRICA REGIONAL PROGRAM						
KENYA						
African Economic Research Consortium, Inc 8th Floor, International House P O Box 62882 Nairobi, Kenya						
to strengthen and help retain local capacity for economic policy research and policy management in sub-Saharan Africa	450,000.00	0.00	250,000.00	0.00	0.00	200,000.00
toward the costs of an Africa-based collaborative Ph.D. program to strengthen teaching and research capacity on the continent	0.00	250,000.00	0.00	0.00	0.00	250,000.00
toward the costs of launching an Africa-based collaborative Ph.D. program to strengthen teaching and research capacity on the continent	250,000.00	0.00	250,000.00	0.00	0.00	0.00
African Medical and Research Foundation P.O Box 00506-27691 Nairobi, Kenya						
toward the costs of developing a health information management system in Kenya	0.00	98,240.00	0.00	0.00	0.00	98,240.00
African Population and Health Research Centre, Inc Shelter Afrique, 2nd Floor P O. Box 10787 00100 GPO Nairobi, Kenya						
for general support	1,573,240.00	0.00	823,240.00	0.00	0.00	750,000.00
toward the costs of Its project to provide the evidence base for effective interventions to improve the well-being of the urban poor in sub-Saharan Africa	0.00	380,907.00	265,519.00	0.00	0.00	115,388.00
African Technology Policy Studies Network P.O Box 10081-00100 Nairobi, Kenya						
for general support	75,000.00	0.00	75,000.00	0.00	0.00	0.00
David Obura Coral Reef Degradation in the Indian Ocean P O. Box 10135 Mombasa, Kenya						
to enable him to conduct postdoctoral research with the Coral Reef Degradation in the Indian Ocean program, on the use of participatory monitoring and research as ways of enhancing conservation of coastal resources in Kenya	24,800.00	0.00	0.00	0.00	0.00	24,800.00

THE ROCKEFELLER FOUNDATION
Identification Number 13-1659629
GRANTS AND EXPENDITURES REPORT

Statement #12
Page 5 of 302

PROGRAM COUNTRY US STATE Grantee Name(s) - Person(s) or Institution(s) Purpose	UNEXPENDED BALANCE AS OF 01-Jan-2003	APPROVED IN 2003	NET EXPENDITURES AS OF Dec-2003	LAPSES (incl. cancels & recs) IN 2003	REVERSIONS (incl. cancels & recs) IN 2003	UNEXPENDED BALANCE AS OF Dec-2003
=====	=====	=====	=====	=====	=====	=====
AFRICA REGIONAL PROGRAM						
KENYA						
 Dorcas K Isutsa Department of Horticulture Egerton University P O Box 536 Njoro, Kenya						
to enable her to conduct postdoctoral research at Egerton University on the micropropagation and field performance of passion fruit in Kenya	10,153.00	0.00	4,153.00	0.00	0.00	6,000.00
 Dorothy Nduku Mutisya Department of Geography Kenyatta University P O Box 43844 Nairobi, Kenya						
to enable her to conduct postdoctoral research at Kenyatta University on the role of women in soil conservation in the semi-arid areas of Masinga Dam catchment in Kenya	5,999.80	0.00	5,999.80	0.00	0.00	0.00
 Egerton University P O Box 536 Njoro, Kenya						
for a planning grant to integrate the results of projects on improving English literacy proficiency and on sexual maturation into teacher education and primary schools in Kenya	0.00	203,000.00	203,000.00	0.00	0.00	0.00
toward the costs of its project to improve teachers' understanding of, and skills in teaching about, the process of sexual maturation in order to enhance children's retention in primary schools in Kenya	69,130.00	0.00	69,130.00	0.00	0.00	0.00
toward the costs of its reading tent project to promote reading in Njoro, Kenya, and to involve communities in project activities	0.00	50,000.00	50,000.00	0.00	0.00	0.00
 Federation of Women Lawyers - Kenya P O Box 46324 Murai Drive, off Ngong Road Nairobi, Kenya						
to strengthen the capacity for women's rights monitoring in Kenya and to enhance awareness among Kenyan women of their legal rights	29,117.00	0.00	29,117.00	0.00	0.00	0.00
 Forum for African Women Educationalists P O. Box 21394-00505 Nairobi, Kenya						
as final general support of its mission to increase access to schooling for poor and marginalized girls	0.00	2,760,000.00	1,000,000.00	0.00	0.00	1,760,000.00

Statement #12
Page 6 of 302

PROGRAM COUNTRY US STATE Grantee Name(s) - Person(s) or Institution(s) Purpose	UNEXPENDED BALANCE AS OF 01-Jan-2003	APPROVED IN 2003	NET EXPENDITURES AS OF Dec-2003	LAPSES (incl. canc & recens) IN 2003	REVERSIONS (incl. canc & recens) IN 2003	UNEXPENDED BALANCE AS OF Dec-2003
AFRICA REGIONAL PROGRAM						
KENYA						
Forum for African Women Educationalists for general support	450,000.00	0.00	450,000.00	0.00	0.00	0.00
Forum for African Women Educationalists, Kenya Chapter P O Box 52597, 00200 City Square Nairobi, Kenya						
toward the costs of its project to create awareness among stakeholders about the impact of sexual maturation on school attendance and performance in the Nairobi and Bondo districts of Kenya	35,468.00	0.00	35,468.00	0.00	0.00	0.00
Geoffrey M Rukunga Centre for Traditional Medicine and Drug Research Kenya Medical Research Institute P O Box 54840 Nairobi, Kenya						
to enable him to conduct postdoctoral research at the Kenya Medical Research Institute on herbal preparations used by traditional healers to treat malaria in Kenya	9,827.55	0.00	3,826.50	0.00	0.00	6,001.05
Geoffrey Muluvi Biochemistry Department Kenyatta University P O Box 43844 Nairobi, Kenya						
to enable him to conduct postdoctoral research at Kenyatta University on the determination of genetic diversity in three indigenous species of Moringa in Kenya	6,000.00	0.00	5,787.38	212.62	0.00	0.00
Gitonga Nkanata Mburugu Department of Botany Kenyatta University P O Box 43844 Nairobi, Kenya						
to enable him to conduct postdoctoral research at Kenyatta University on increasing biological nitrogen fixation and grain yield in soybeans through the use of Bradyrhizobium inoculants and rock phosphate	5,810.77	0.00	6,000.00	0.00	0.00	-189.23
Grace Mbagaya Department of Home Science and Technology Chepkoilel Campus Moi University P.O Box 1125 Eldoret, Kenya						
to enable her to conduct postdoctoral research at Moi University on improving child nutrition in Marachi Central location in western Kenya	8,744.53	0.00	2,743.67	0.00	0.00	6,000.86

THE ROCKEFELLER FOUNDATION
Identification Number 13-1659629
GRANTS AND EXPENDITURES REPORT

Statement #12
Page 7 of 302

PROGRAM COUNTRY US STATE Grantee Name(s) - Person(s) or Institution(s) Purpose	UNEXPENDED BALANCE AS OF 01-Jan-2003	APPROVED IN 2003	NET EXPENDITURES AS OF Dec-2003	LAPSES (incl. cancels & recens) IN 2003	REVERSIONS (incl. cancels & recens) IN 2003	UNEXPENDED BALANCE AS OF Dec-2003
=====	=====	=====	=====	=====	=====	=====
AFRICA REGIONAL PROGRAM						
KENYA						
 Grace Njen Thoithi Faculty of Pharmacy College of Health Sciences University of Nairobi P O Box 19676 Nairobi, Kenya						
to enable her to conduct postdoctoral research at the University of Nairobi on the anthelmintic activity of selected traditional medicinal plants in Kenya	6,000.91	0.00	6,000.00	0.91	0.00	0.00
 International Livestock Research Institute Old Naivasha Road P.O Box 30709 Nairobi, 00100 Kenya						
for a project to utilize the Kenyan poverty mapping results to explore interactions between poverty and natural resource management	0.00	252,000.00	142,000.00	0.00	0.00	110,000.00
 to develop training resources for effective teaching of biometry at universities in sub-Saharan Africa	149,000.00	0.00	71,500.00	0.00	0.00	77,500.00
 toward the costs of producing the Poverty Atlas, a technical report on poverty mapping analysis in Kenya	0.00	35,000.00	35,000.00	0.00	0.00	0.00
 Judith Awino Otieno P O Box 10017 Nairobi, Kenya						
toward the costs of a research project on the causes of high dropout rates among girls in primary school in Marigat Division, Baringo District, Kenya	454.00	0.00	0.00	0.00	0.00	454.00
 Kenya Community Development Foundation P O. Box 10501 - 00100 Nairobi, Kenya						
for research on indigenous philanthropic initiatives in Kenya, with the goal of enhancing the awareness of, and participation of individuals and communities in, local philanthropy to address poverty	0.00	0.00	-26,765.41	0.00	0.00	26,765.41
 Kenya Leadership Institute P O Box 2671-00200 City Square Nairobi, Kenya						
for general support	150,000.00	0.00	150,000.00	0.00	0.00	0.00

Statement #12
Page 8 of 302

PROGRAM COUNTRY US STATE Grantee Name(s) - Person(s) or Institution(s) Purpose	UNEXPENDED BALANCE AS OF 01-Jan-2003	APPROVED IN 2003	NET EXPENDITURES AS OF Dec-2003	LAPSES (incl. cancels & recens) IN 2003	REVERSIONS (incl. cancels & recens) IN 2003	UNEXPENDED BALANCE AS OF Dec-2003
=====	=====	=====	=====	=====	=====	=====
AFRICA REGIONAL PROGRAM						
KENYA						
 Kenyatta University P.O. Box 43844 00100 GPO Nairobi, Kenya						
toward the costs of its project to produce norms in English literacy for primary schools in Kenya	97,462.00	0.00	97,462.00	0.00	0.00	0.00
 toward the costs of its project to produce norms in English literacy for primary schools in Kenya	12,600.00	0.00	12,600.00	0.00	0.00	0.00
 Loise P W Gichuhi University of Nairobi College of Education and External Studies P O Box 30197 Nairobi, Kenya						
toward the costs of a research project on fertility and child schooling in Kenya	2,484.00	0.00	1,242.00	0.00	0.00	1,242.00
 Margaret Mulaa National Agricultural Research Centre P O Box 450 Kitale, Kenya						
to enable her to conduct postdoctoral research at the Kenya Agricultural Research Institute on the development of community-based integrated pest management technologies for vegetables, working with farmers in North Rift Kenya	6,000.00	0.00	6,000.00	0.00	0.00	0.00
 Mary Magdalene Opondo Department of Geography University of Nairobi P O Box 30197 Nairobi, Kenya						
to enable her to conduct postdoctoral research at the University of Nairobi on the gender implications of contract farming in the tobacco-growing areas of Kenya	6,000.70	0.00	6,000.00	0.70	0.00	0.00
 Maseno University Private Bag Maseno, Kenya						
toward the costs of its project to study the traditional management of sexual maturation among the Luo community of Kenya	53,370.00	0.00	53,370.00	0.00	0.00	0.00

THE ROCKEFELLER FOUNDATION
Identification Number 13-1659629
GRANTS AND EXPENDITURES REPORT

Statement #12
Page 9 of 302

PROGRAM COUNTRY US STATE Grantee Name(s) - Person(s) or Institution(s) Purpose	UNEXPENDED BALANCE AS OF 01-Jan-2003	APPROVED IN 2003	NET EXPENDITURES AS OF Dec-2003	LAPSES (incl. cancels & recens) IN 2003	REVERSIONS (incl. cancels & recens) IN 2003	UNEXPENDED BALANCE AS OF Dec-2003
-----	-----	-----	-----	-----	-----	-----
AFRICA REGIONAL PROGRAM						
KENYA						
 Minam Kinyua National Plant Breeding Research Institute Kenya Agricultural Research Institute P O Njoro Njoro, Kenya						
to enable her to conduct postdoctoral research at Kenya Agricultural Research Institute on the use of root and shoot characteristics to select wheat varieties and lines for marginal areas of Kenya	6,000.00	0.00	5,848.69	151.31	0.00	0.00
 National Book Development Council of Kenya Pittaway Flats, Suite No 3 Ralph Bunche Rd (Off Ngong Rd) P O Box 10904, 00100 Nairobi, Kenya						
toward the costs of its project to enhance literacy skills among school children in Kenya	0.00	50,000.00	50,000.00	0.00	0.00	0.00
 Peter K. Gathumbi Department of Veterinary Pathology University of Nairobi P O Box 29053 Nairobi, Kenya						
to enable him to conduct postdoctoral research at the University of Nairobi on the efficacy and safety of medicinal plant extracts used to treat East Coast fever in Kenya	15,779.28	0.00	9,779.28	0.00	0.00	6,000.00
 Philip Wandahwa Department of Soil Science Egerton University P.O Box 536 Njoro, Kenya						
to enable him to conduct postdoctoral research at Egerton University on increasing soybean yields through soil fertility improvement and land use management in Kakamega District, Kenya	6,000.20	0.00	5,967.22	0.00	0.00	32.98
 Samuel Munga Kanuki Centre for Microbiology Research Kenya Medical Research Institute P O Box 43640 Nairobi, Kenya						
to enable him to conduct postdoctoral research at the Kenya Medical Research Institute on the accuracy of typhoid diagnosis in Kenya	7,337.00	0.00	7,337.00	0.00	0.00	0.00

Statement #12
Page 10 of 302

PROGRAM COUNTRY US STATE Grantee Name(s) - Person(s) or Institution(s) Purpose	UNEXPENDED BALANCE AS OF 01-Jan-2003	APPROVED IN 2003	NET EXPENDITURES AS OF Dec-2003	LAPSES (incl. cancels & recs)	REVERSIONS (incl. cancels & recs)	UNEXPENDED BALANCE AS OF Dec-2003
=====	=====	=====	=====	=====	=====	=====
AFRICA REGIONAL PROGRAM						
KENYA						
Silas Simiyu Kenya Electricity Generating Company Olkaria Geothermal Project P O Box 1202 Naivasha, Kenya						
to enable him to conduct postdoctoral research at the Kenya Electricity Generating Company, Ltd. on the use of micro-seismic monitoring for geothermal exploration in Kenya	6,000.00	0.00	5,844.53	155.47	0.00	0.00
Thomas F Nyaki Thoruwa Appropriate Technology Centre Kenyatta University P O Box 43844 Nairobi, Kenya						
to enable him to conduct postdoctoral research at Kenyatta University on the development and testing of a solar-biomass drier for pyrethrum in Kenya	22,119.12	0.00	12,588.12	0.00	0.00	9,531.00
Tropical Institute of Community Health and Development in Africa P O Box 2224 Kisumu, Kenya						
toward the costs of a research project to identify, assess and develop an improved and sustainable community-based health management information system in Kenya	0.00	79,332.00	79,332.00	0.00	0.00	0.00
University of Nairobi P O Box 30197 Nairobi, Kenya						
for use by its Department of Mathematics for the costs of implementing the Master of Science degree in applied biometry and of strengthening the capacity of staff offering courses in the degree	75,295.00	0.00	75,295.00	0.00	0.00	0.00
Wainmu Muita P O Box 67357 Nairobi, Kenya						
to enable her to conduct postdoctoral research at Population Communication Africa on sexuality socialization among pre-teenage girls in Kenya	20,643.00	0.00	8,324.00	0.00	0.00	12,319.00
Wellington N Ekaya Department of Range Management University of Nairobi P.O Box 29053 Nairobi, Kenya						
to enable him to conduct postdoctoral research at the University of Nairobi on land use and land tenure changes in Kajiado District, Kenya	8,470.70	0.00	8,470.70	0.00	0.00	0.00

THE ROCKEFELLER FOUNDATION
Identification Number 13-1659629
GRANTS AND EXPENDITURES REPORT

Statement #12
Page 11 of 302

PROGRAM COUNTRY US STATE Grantee Name(s) - Person(s) or Institution(s) Purpose	UNEXPENDED BALANCE AS OF 01-Jan-2003	APPROVED IN 2003	NET EXPENDITURES AS OF Dec-2003	LAPSES (incl. canc & recens) IN 2003	REVERSIONS (incl. canc & recens) IN 2003	UNEXPENDED BALANCE AS OF Dec-2003
-----	-----	-----	-----	-----	-----	-----
AFRICA REGIONAL PROGRAM						
MALAWI						
Godwin M. Zimba Department of Biology Chancellor College University of Malawi P O Box 280 Zomba, Malawi						
to enable him to conduct postdoctoral research at the University of Malawi on control and management of Zonocerus elegans, a major pest of cassava in Malawi	9,280.17	0.00	8,801.28	0.00	0.00	478.89
MOZAMBIQUE						
Universidade Católica de Moçambique Rua Marques de Soveral, 960 Beira, C P 821 Mozambique						
toward the cost of a master of arts program in economics and management	50,000.00	0.00	25,000.00	0.00	0.00	25,000.00
NIGERIA						
International Institute of Tropical Agnculture Oyo Road PMB 5320 Ibadan, Oyo State, Nigeria						
toward the costs of producing a CD-ROM of the Collaborative Study of Cassava in Africa, a multi-country survey of cassava production, processing and market systems in Africa	50,000.00	0.00	0.00	0.00	0.00	50,000.00
PERU						
International Potato Center Avenida La Molina 1895 PO Box 1558 Lima, 12 Peru						
toward the costs of a workshop to strengthen linkages between agriculture and nutrition policies and programs held in Nairobi, Kenya, Spring 2001	0.00	0.00	35,460.00	0.00	0.00	-35,460.00

Statement #12
Page 12 of 302

PROGRAM COUNTRY US STATE Grantee Name(s) - Person(s) or Institution(s) Purpose	UNEXPENDED BALANCE AS OF 01-Jan-2003	APPROVED IN 2003	NET EXPENDITURES AS OF Dec-2003	LAPSES (incl. canc & recens) IN 2003	REVERSIONS (incl. canc & recens) IN 2003	UNEXPENDED BALANCE AS OF Dec-2003
=====	=====	=====	=====	=====	=====	=====
AFRICA REGIONAL PROGRAM						
SENEGAL						
African AIDS Research Network Boulevard du Sud Point E et Impasse Rue 4 BP 7318 Dakar, Senegal						
toward the costs of a training workshop for national AIDS networks on capacity building and fundraising strategies, to be held in Dakar, Senegal, December 2002	35,642.00	0.00	35,642.00	0.00	0.00	0.00
Union for African Population Studies B P 21 007 Dakar-Ponty Dakar, Senegal						
toward the costs of the Fourth African Population Conference, which will bring together decision makers, researchers, political leaders and development partners to discuss the realities, challenges and stakes inherent in population problems in Africa, to be held in Côte d'Ivoire, December 2003	122,000.00	0.00	122,000.00	0.00	0.00	0.00
SIERRA LEONE						
Abdul Rahman Conteh Institute of Agricultural Research P.M.B. 540 Freetown, Sierra Leone						
to enable him to conduct postdoctoral research at the Institute of Agricultural Research, Sierra Leone, on the use of green manure cropping for sustainable soil management in the humid and sub-humid tropics of West Africa	6,000.00	0.00	5,033.27	966.73	0.00	0.00
SOUTH AFRICA						
Council on Higher Education Didacta Building 211 Skinner St P.O. Box 13354, The Tramshed, 0126 South Africa						
toward the costs of a project to initiate and institutionalize a triennial review of South African higher education	115,019.00	0.00	0.00	0.00	0.00	115,019.00
University of Cape Town Private Bag, Rondebosch 7701 Cape Town, South Africa						
for two components of its University Science, Humanities and Engineering Partnership in Africa - the program administration costs of its central office and its program in intellectual property	236,508.00	0.00	0.00	0.00	0.00	236,508.00
toward the costs of expanding its program, University Science, Humanities and Engineering Partnerships in Africa, into the area of food security	600,000.00	0.00	212,010.00	0.00	0.00	387,990.00

THE ROCKEFELLER FOUNDATION
Identification Number 13-1659629
GRANTS AND EXPENDITURES REPORT

Statement #12
Page 13 of 302

PROGRAM COUNTRY US STATE Grantee Name(s) - Person(s) or Institution(s) Purpose	UNEXPENDED BALANCE AS OF 01-Jan-2003	APPROVED IN 2003	NET EXPENDITURES AS OF Dec-2003	LAPSES (incl. cancels & recens) IN 2003	REVERSIONS (incl. cancels & recens) IN 2003	UNEXPENDED BALANCE AS OF Dec-2003
=====	=====	=====	=====	=====	=====	=====
AFRICA REGIONAL PROGRAM						
SOUTH AFRICA						
University of Cape Town toward the costs of its African Gender Institute's associates program to strengthen resources for gender equity	0.00	198,000.00	0.00	0.00	0.00	198,000.00
University of KwaZulu-Natal Private Bag X10 Dalbridge Durban, 4014 South Africa to enable five Kenyan statisticians to attend the International Biometrics Society Conference and a pre-conference course, Enhanced Sampling and Messy Data Analysis for Biometricians, to be held in Durban, July 2003	0.00	8,275.00	8,275.00	0.00	0.00	0.00
University of the Western Cape Private Bag X17 Bellville, 7535 South Africa for use by its School of Public Health toward the costs of developing an integrated health information system and an equity resource allocation tool that will be sustainable and assist in improving health services in sub-Saharan Africa	0.00	321,500.00	107,250.00	0.00	0.00	214,250.00
toward the costs of its Africa-wide master's program in higher education studies	100,000.00	0.00	50,000.00	0.00	0.00	50,000.00
Vikash Sewram PROMEC Unit Medical Research Council P O Box 19070, Tygerberg, 7505 South Africa to enable him to conduct postdoctoral research at the Medical Research Council of South Africa on dietary and medicinal wild plants as risk factors for esophageal cancer	10,669.00	0.00	4,669.00	0.00	0.00	6,000.00
TANZANIA						
Amos Enock Majule Institute of Resources Assessment University of Dar es Salaam P O. Box 35097 Dar es Salaam, Tanzania to enable him to conduct postdoctoral research at the University of Dar es Salaam on restoring soil fertility in cashew producing areas of Southern Tanzania	13,908.00	0.00	7,908.00	0.00	0.00	6,000.00

Statement #12
Page 14 of 302

PROGRAM COUNTRY US STATE Grantee Name(s) - Person(s) or Institution(s) Purpose	UNEXPENDED BALANCE AS OF 01-Jan-2003	APPROVED IN 2003	NET EXPENDITURES AS OF Dec-2003	LAPSES (incl. canc & recens) IN 2003	REVERSIONS (incl. canc & recens) IN 2003	UNEXPENDED BALANCE AS OF Dec-2003
AFRICA REGIONAL PROGRAM						
TANZANIA						
Anna Andrew Temu Department of Agncultural Economics and Agnbusiness Sokoine University of Agnculture P O Box 3007 Chuo Kikuu Morogoro, Tanzania						
to enable her to conduct postdoctoral research at Sokoine University of Agriculture on the effects of market liberalization within the coffee industry in Tanzania	6,000.00	0.00	6,000.00	0.00	0.00	0.00
Sokoine University of Agnculture P.O Box 3000 Chuo Kikuu Morogoro, Tanzania						
toward the costs of its project to generate information for food and nutrition planning and policymaking in Tanzania	0.00	298,649.00	125,803.00	0.00	0.00	172,846.00
University of Dar es Salaam P O. Box 35091 Dar es Salaam, Tanzania						
toward the costs of implementing smart card technology on campus for student admissions procedures	50,000.00	0.00	50,000.00	0.00	0.00	0.00
UGANDA						
Africano Kangire Kawanda Agncultural Research Institute P O Box 7065 Kampala, Uganda						
to enable him to conduct postdoctoral research at Kawanda Agricultural Research Institute on farmers' evaluation of elite introduced banana cultivars in Uganda	6,000.00	0.00	6,000.00	0.00	0.00	0.00
Economic Policy Research Centre Plot 51 Pool Road, Makerere University P O Box 7841 Kampala, Uganda						
toward the costs of meetings, to be conducted in collaboration with the Ministry of Local Government, to assess the roll-out of the local government information communication system in Uganda	0.00	35,700.00	35,700.00	0.00	0.00	0.00
Forum for Afrncan Women Educationalists, Uganda Chapter P O. Box 24117 Kampala, Uganda						
for an initiative to develop basic education in Kalangala District, Uganda	41,562.00	0.00	41,562.00	0.00	0.00	0.00

THE ROCKEFELLER FOUNDATION
Identification Number 13-1659629
GRANTS AND EXPENDITURES REPORT

Statement #12
Page 15 of 302

PROGRAM COUNTRY US STATE Grantee Name(s) - Person(s) or Institution(s) Purpose	UNEXPENDED BALANCE AS OF 01-Jan-2003	APPROVED IN 2003	NET EXPENDITURES AS OF Dec-2003	LAPSES (incl. cancels & recens) IN 2003	REVERSIONS (incl. cancels & recens) IN 2003	UNEXPENDED BALANCE AS OF Dec-2003
=====	=====	=====	=====	=====	=====	=====
AFRICA REGIONAL PROGRAM						
UGANDA						
Forum for African Women Educationalists, Uganda Chapter for general support	0.00	25,000.00	25,000.00	0.00	0.00	0.00
toward the cost of its project in five districts in Uganda to address the needs of primary school girls in managing their sexual maturation	78,429.00	0.00	78,429.00	0.00	0.00	0.00
Kyambogo University P O Box 1 Kyambogo Kampala, Uganda						
toward the costs of its project to improve teachers' understanding of, and skills in teaching about, the process of sexual maturation in order to enhance children's retention in primary schools in Uganda	74,943.00	0.00	74,943.00	0.00	0.00	0.00
Makerere University P O Box 7062 Kampala, Uganda						
for a planning grant to integrate the tools and results from its literacy norms and sexual maturation projects into interventions for the Uganda teacher and primary education systems	0.00	279,652.00	0.00	0.00	0.00	279,652.00
for consultants to facilitate its process of institutional transformation related to capacity building for decentralization	433,375.00	0.00	100,000.00	0.00	0.00	333,375.00
for the costs of a study to examine current practices for, and to make recommendations for interventions to improve, literacy development in primary schools in Uganda	0.00	158,872.00	0.00	0.00	0.00	158,872.00
for the costs of a workshop for its students participating in the programs, Public Health School Without Walls and the Forum for Agricultural Resource Husbandry in sub-Saharan Africa	920.00	0.00	0.00	920.00	0.00	0.00
for use by its Faculty of Technology toward the costs of developing a prototype machine to produce sanitary pads that are affordable to poor school girls	0.00	78,000.00	0.00	0.00	0.00	78,000.00
for use by its Makerere Institute of Social Research toward the costs of a project to improve teachers' understanding of, and skills in teaching about, the process of sexual maturation in order to enhance children's retention in primary schools in Uganda	63,141.00	0.00	63,141.00	0.00	0.00	0.00
toward the costs of a stakeholders' meeting on strengthening Uganda's district planning units through the use of integrated data and information in planning its development programs, held in Entebbe, October 29-November 2, 2002	22,260.00	0.00	22,260.00	0.00	0.00	0.00

Statement #12
Page 16 of 302

PROGRAM COUNTRY US STATE Grantee Name(s) - Person(s) or Institution(s) Purpose	UNEXPENDED BALANCE AS OF 01-Jan-2003	APPROVED IN 2003	NET EXPENDITURES AS OF Dec-2003	LAPSES (incl. cancels & recens) IN 2003	REVERSIONS (incl. cancels & recens) IN 2003	UNEXPENDED BALANCE AS OF Dec-2003
AFRICA REGIONAL PROGRAM						
UGANDA						
Makerere University toward the costs of documenting the Institution's transformation, 1990 to 2003	0.00	62,915.00	0.00	0.00	0.00	62,915.00
toward the costs of its project to produce norms in English literacy for primary schools in Uganda	183,382.00	0.00	0.00	0.00	0.00	183,382.00
toward the costs of its project to produce norms in English literacy for primary schools in Uganda	25,000.00	0.00	0.00	0.00	0.00	25,000.00
toward the costs of its revitalization as an institution that can nourish Uganda's social, political, and economic transformation in the 21st century and address the human capacity and research needs of decentralization	1,750,000.00	0.00	1,750,000.00	0.00	0.00	0.00
toward the costs of its revitalization as an institution that can nourish Uganda's social, political, and economic transformation in the 21st century and address the human capacity and research needs of decentralization	0.00	2,000,000.00	250,000.00	0.00	0.00	1,750,000.00
Ministry of Finance, Planning, and Economic Development, Uganda P O Box 2666 Kampala, Uganda						
for use by its Population Secretariat for activities designed to build national consensus in support of policy development and community action for a sustainable school feeding program in Uganda	0.00	40,897.00	0.00	0.00	0.00	40,897.00
Moses Kizza Musazizi P O Box 21049 Kampala, Uganda						
for a project to develop environmentally sound technology that will facilitate the provision of gender-sensitive sanitation facilities in primary schools in Uganda, thereby assisting in the effective management of sexual maturation and promoting better hygiene in those schools	18,000.00	0.00	10,000.00	0.00	0.00	8,000.00
National Agricultural Research Organisation P O Box 295 Entebbe, Uganda						
toward the costs of creating a data management system for its National Banana Research Programme in Uganda	0.00	74,159.00	0.00	0.00	0.00	74,159.00
National Book Trust of Uganda P O Box 25412 Kampala, Uganda						
to enable the participation of 50 Ugandan teachers in the Third Pan-African Conference on Reading for All and in a pre-conference workshop, and toward the general costs of the Conference, to be held in Kampala, Uganda, August 2003	0.00	25,797.00	25,797.00	0.00	0.00	0.00

THE ROCKEFELLER FOUNDATION
Identification Number 13-1659629
GRANTS AND EXPENDITURES REPORT

Statement #12
Page 17 of 302

PROGRAM COUNTRY US STATE Grantee Name(s) - Person(s) or Institution(s) Purpose	UNEXPENDED BALANCE AS OF 01-Jan-2003	APPROVED IN 2003	NET EXPENDITURES AS OF Dec-2003	LAPSES (incl. canc & recens) IN 2003	REVERSIONS (incl. canc & recens) IN 2003	UNEXPENDED BALANCE AS OF Dec-2003
=====	=====	=====	=====	=====	=====	=====
AFRICA REGIONAL PROGRAM						
UGANDA						
 National Council for Higher Education 34 Cavers Crescent P O Box 76 Kyambogo Kampala, Uganda						
toward the costs of its project to develop the capacity of its members to effectively regulate the Uganda higher education system and to conduct a detailed mapping of tertiary institutions in Uganda	0.00	214,250.00	0.00	0.00	0.00	214,250.00
 Silas Oluka Department of Science and Technical Education Makerere University P O. Box 7062 Kampala, Uganda						
to enable him to undertake postdoctoral research at Makerere University on physics teaching in Uganda	10,903.00	0.00	10,903.00	0.00	0.00	0.00
 The AIDS Support Organisation (Uganda) Ltd P O Box 10443 Kampala, Uganda						
toward the costs of developing a database on country-wide care and support services for people living with AIDS and of increasing the capacity of its drama group members to provide AIDS education to Ugandans	0.00	134,480.00	134,480.00	0.00	0.00	0.00
toward the costs of increasing the capacity of its drama group members to provide AIDS education to Ugandans and of carrying out a study on the impact of the organization's services on communities	149,930.00	0.00	149,930.00	0.00	0.00	0.00
 Traditional and Modern Health Practitioners Together against AIDS and other diseases P O. Box 21175 Kampala, Uganda						
to increase access to HIV/AIDS prevention and care for rural communities in Uganda by building viable partnerships between traditional healers and biomedical workers	325,000.00	0.00	325,000.00	0.00	0.00	0.00
 Uganda Rural Development and Training Programme Ambassador House, Kampala Road P O Box 16253 Kampala, Uganda						
toward the cost of its project in education and communication for social transformation - an approach to poverty eradication and women's empowerment in Kibaale District, Uganda	259,330.00	0.00	259,330.00	0.00	0.00	0.00
toward the costs of its project on education and communication for social transformation - an approach to poverty eradication and women's empowerment in Kibaale District, Uganda	0.00	275,267.00	0.00	0.00	0.00	275,267.00

Statement #12
Page 18 of 302

PROGRAM	UNEXPENDED		NET	LAPSES	REVERSIONS	UNEXPENDED
COUNTRY	BALANCE		EXPENDITURES	(incl. canc	(incl. canc	BALANCE
US STATE	AS OF	APPROVED	AS OF	& recens)	& recens)	AS OF
Grantee Name(s) - Person(s) or Institution(s)	01-Jan-2003	IN 2003	Dec-2003	IN 2003	IN 2003	Dec-2003
Purpose						
=====						
AFRICA REGIONAL PROGRAM						
UGANDA						
William Wamala Wagoire Namulonge Agricultural and Animal Production Research Institute Kalengyere Research Station P O Box 722 Kabale, Uganda						
to enable him to conduct postdoctoral research at the Namulonge Agricultural and Animal Production Research Institute on the generation and dissemination of improved wheat production technology in Uganda	5,999.93	0.00	6,000.00	0.00	0.00	-0.07
ZAMBIA						
Victor Konde Chemistry Department School of Natural Sciences University of Zambia P O Box 32379 Lusaka, Zambia						
to enable him to conduct postdoctoral research at the University of Zambia on the molecular genetic characterization of Plasmodia spp. Isolates and their tolerance to anti-malarial drugs	11,562.70	0.00	5,562.70	0.00	0.00	6,000.00
ZIMBABWE						
Africa University P O Box 1320 Mutare, Zimbabwe						
toward the costs of operationalizing the academic programs of its Institute of Peace, Leadership and Governance	342,000.00	0.00	171,000.00	0.00	0.00	171,000.00
David Wilson University of Zimbabwe Psychology Department Box MP839 Mt Pleasant Harare, Zimbabwe						
to enable him to conduct postdoctoral research at the University of Zimbabwe on the effectiveness of a peer-mediated AIDS prevention program among secondary school students in Zimbabwe	23,452.00	0.00	0.00	0.00	0.00	23,452.00

THE ROCKEFELLER FOUNDATION
Identification Number 13-1659629
GRANTS AND EXPENDITURES REPORT

Statement #12
Page 19 of 302

PROGRAM COUNTRY US STATE Grantee Name(s) - Person(s) or Institution(s) Purpose	UNEXPENDED BALANCE AS OF 01-Jan-2003	APPROVED IN 2003	NET EXPENDITURES AS OF Dec-2003	LAPSES (incl. cancels & recs) IN 2003	REVERSIONS (incl. cancels & recs) IN 2003	UNEXPENDED BALANCE AS OF Dec-2003
=====	=====	=====	=====	=====	=====	=====
AFRICA REGIONAL PROGRAM						
ZIMBABWE						
 Forum for African Women Educators, Zimbabwe Chapter Belvedere Technical Teachers' College 1 Harvard Road P O Box MP 1058 Mount Pleasant Harare, Zimbabwe						
toward the costs of a pilot project designed to address the psycho-social needs of orphans and vulnerable children in primary schools in Zimbabwe	11,821.00	0.00	0.00	0.00	0.00	11,821.00
 John McMaster Psychology Department University of Zimbabwe P O Box MP839, Mt Pleasant Harare, Zimbabwe						
to enable him to conduct postdoctoral research at the University of Zimbabwe on the contexts in which domestic violence takes place and to develop a curriculum for peer mediated domestic violence prevention programs	33,950.00	0.00	0.00	33,950.00	0.00	0.00
 Midlands State University P Bag 9055 Gweru, Zimbabwe						
toward the costs of its project to improve teachers' understanding of, and skills in teaching about, the process of sexual maturation in order to enhance children's retention in primary schools in Zimbabwe	69,714.00	0.00	40,312.00	0.00	0.00	29,402.00
 Robert Chimedza Zimbabwe Open University Box MP 1119 Mount Pleasant Harare, Zimbabwe						
to enable him to conduct postdoctoral research at Zimbabwe Open University on the effects of exemplary teaching practices on the professional development of teachers of deaf students in Zimbabwe	0.34	0.00	0.00	0.34	0.00	0.00
 University of Zimbabwe P O Box MP 167 Mount Pleasant Harare, Zimbabwe						
for a planning grant to integrate the implementation of its projects on improving English literacy proficiency and the management of sexual maturation into teacher education and primary school curricula in Zimbabwe	0.00	69,437.00	0.00	0.00	0.00	69,437.00
 for publication of the case studies in Kenya, Uganda and Zimbabwe on life skills and sexual maturation as they affect girls' access to and participation in education	25,816.00	0.00	4,493.40	0.00	0.00	21,322.60

THE ROCKEFELLER FOUNDATION
Identification Number 13-1659629
GRANTS AND EXPENDITURES REPORT

Statement #12
Page 20 of 302

PROGRAM COUNTRY US STATE Grantee Name(s) - Person(s) or Institution(s) Purpose	UNEXPENDED BALANCE AS OF 01-Jan-2003	APPROVED IN 2003	NET EXPENDITURES AS OF Dec-2003	LAPSES (incl. canc & recens) IN 2003	REVERSIONS (incl. canc & recens) IN 2003	UNEXPENDED BALANCE AS OF Dec-2003
=====	=====	=====	=====	=====	=====	=====
AFRICA REGIONAL PROGRAM						
ZIMBABWE						
University of Zimbabwe						
toward the costs of a project to produce norms in English literacy for primary schools in Zimbabwe	292,961.74	0.00	192,682.86	0.00	0.00	100,278.88
toward the costs of a project to produce norms in English literacy for primary schools in Zimbabwe	22,000.00	0.00	40,000.00	0.00	0.00	-18,000.00
toward the costs of its project to improve teachers' understanding of, and skills in teaching about, the process of sexual maturation in order to enhance children's retention in primary schools in Zimbabwe	91,605.00	0.00	37,785.00	0.00	0.00	53,820.00
Zimbabwe Book Development Council Trust Ngano House 2 Durban Road, Avondale P O Box A 247 Avondale Harare, Zimbabwe						
toward the costs of its project to promote in Zimbabwe the habit and practice of reading from early childhood	0.00	58,200.00	0.00	0.00	0.00	58,200.00
UNITED STATES						
CALIFORNIA						
Tides Center The Presidio P O Box 29907 San Francisco, California 94129-0907						
toward the costs of its project, the African Grantmakers' Affinity Group, for support of its mission to increase learning and collaboration among U.S. foundations making grants on the African continent	50,000.00	0.00	25,000.00	0.00	0.00	25,000.00
WASHINGTON, DC						
African Wildlife Foundation 1400 Sixteenth Street, N W Suite 120 Washington, DC 20036						
for the development of a Geographic Information System for use in landscape-level planning and conservation intervention in East and southern Africa	104,790.00	0.00	51,450.00	0.00	0.00	53,340.00
Aga Khan Foundation U S A 1825 K Street, NW Suite 901 Washington, DC 20006						
toward the costs of a project to facilitate the development and implementation, in four districts of Coast Province, Kenya, of a reliable and efficient health management information system that has the potential of being adopted as a prototype for the whole country	0.00	337,615.00	180,360.00	0.00	0.00	157,255.00

THE ROCKEFELLER FOUNDATION
Identification Number 13-1659629
GRANTS AND EXPENDITURES REPORT

Statement #12
Page 21 of 302

PROGRAM COUNTRY US STATE Grantee Name(s) - Person(s) or Institution(s) Purpose	UNEXPENDED BALANCE AS OF 01-Jan-2003	APPROVED IN 2003	NET EXPENDITURES AS OF Dec-2003	LAPSES (incl. cancels & recs.) IN 2003	REVERSIONS (incl. cancels & recs.) IN 2003	UNEXPENDED BALANCE AS OF Dec-2003
=====	=====	=====	=====	=====	=====	=====
AFRICA REGIONAL PROGRAM						
UNITED STATES						
WASHINGTON, DC International Food Policy Research Institute 2033 K Street, N W Suite 400 Washington, DC 20006-1002						
to undertake a spatial mapping of poverty and malnutrition in Tanzania through the 1990s and evaluate the impact of agricultural market reforms on spatial and temporal patterns of poverty	80,606.00	0.00	0.00	0.00	0.00	80,606.00
 ILLINOIS Jean Mianikpo Sogbedji 1922 South Orchard Street, Apt D (Benin) Urbana, Illinois 61801						
to enable him to conduct postdoctoral research at the University of Benin on sustaining maize yields in smallholder cropping systems in Togo	18,189.15	0.00	12,188.85	0.00	0.00	6,000.30
 MASSACHUSETTS Boston College 140 Commonwealth Avenue Chestnut Hill, Massachusetts 02167-3807						
for use by its Center for International Higher Education toward the costs of a joint project with the Council for the Development of Social Science Research in Africa, Senegal, to launch the Journal of Higher Education in Africa	138,525.00	0.00	44,489.00	0.00	0.00	94,036.00
 NEW YORK Cornell University Day Hall Ithaca, New York 14853						
in conjunction with the African Dissertation Internship Award to Richard O. Nyankanga, to enable his supervisor at the International Potato Center's office for the Sub-Saharan Africa Region to attend his dissertation defense	682.70	0.00	0.00	682.70	0.00	0.00
 Syracuse University Syracuse, New York 13244						
in conjunction with the African Dissertation Internship Award to Benjamin W. Kankpeyeng, to enable his supervisor at the Ghana Museums and Monuments Board to attend his dissertation defense	0.00	0.00	-2,526.00	2,526.00	0.00	0.00

THE ROCKEFELLER FOUNDATION
Identification Number 13-1659629
GRANTS AND EXPENDITURES REPORT

Statement #12
Page 22 of 302

PROGRAM COUNTRY US STATE Grantee Name(s) - Person(s) or Institution(s) Purpose	UNEXPENDED BALANCE AS OF 01-Jan-2003	APPROVED IN 2003	NET EXPENDITURES AS OF Dec-2003	LAPSES (incl. cancels & recens) IN 2003	REVERSIONS (incl. cancels & recens) IN 2003	UNEXPENDED BALANCE AS OF Dec-2003
=====	=====	=====	=====	=====	=====	=====
AFRICA REGIONAL PROGRAM						
UNITED STATES						
NORTH CAROLINA						
lpas 300 Market Street Suite 200 Chapel Hill, North Carolina 27516						
for use by its Africa regional office to address unsafe abortion in Africa through evidence-based policy and practice	0.00	99,500.00	0.00	0.00	0.00	99,500.00
PENNSYLVANIA						
University of Pennsylvania Philadelphia, Pennsylvania 19104-6380						
for use by its African Census Analysis Project for a program of collaborative research with the INDEPTH Network that will inform demographic and health policy in sub-Saharan Africa	150,000.00	0.00	150,000.00	0.00	0.00	0.00
for use by its African Census Analysis Project toward the costs of a meeting to discuss how Ugandan census data can best be used in district planning, to be held in Kampala, Uganda, August 2003	0.00	27,344.00	27,344.00	0.00	0.00	0.00
VIRGINIA						
BOOST Fellowship Foundation c/o AES Corporation 1001 North 19th Street Arlington, Virginia 22209						
In support of a program to develop and nurture Zimbabwean university students' entrepreneurship and commitment to social development in poor urban and rural communities through partnerships with universities, the private/corporate sector and communities in southern Africa	100,000.00	0.00	100,000.00	0.00	0.00	0.00
GENERAL - FOUNDATION ADMINISTERED PROJECTS						
for administrative costs associated with the Information for Development area of work	33,314.67	0.00	13,134.86	0.00	0.00	20,179.81
for administrative expenses of the Information for Development program	0.00	200,000.00	4,543.85	0.00	0.00	195,456.15
for administrative expenses of the Quality Education for Social Transformation program	234,625.42	0.00	132,432.05	0.00	0.00	102,193.37
for administrative expenses of the Quality Education for Social Transformation program	0.00	255,000.00	7,846.44	0.00	0.00	247,153.56

THE ROCKEFELLER FOUNDATION
Identification Number 13-1659629
GRANTS AND EXPENDITURES REPORT

Statement #12
Page 23 of 302

PROGRAM COUNTRY US STATE Grantee Name(s) - Person(s) or Institution(s) Purpose	UNEXPENDED BALANCE AS OF 01-Jan-2003	APPROVED IN 2003	NET EXPENDITURES AS OF Dec-2003	LAPSES (incl. cancels & recens) IN 2003	REVERSIONS (incl. cancels & recens) IN 2003	UNEXPENDED BALANCE AS OF Dec-2003
=====	=====	=====	=====	=====	=====	=====
AFRICA REGIONAL PROGRAM						
GENERAL - FOUNDATION ADMINISTERED PROJECTS						
 for the costs of an exploration on promoting private-public partnerships for social development to improve the lives and livelihoods of the poor in sub-Saharan Africa	136,718.67	0.00	391.13	135,679.47	0.00	648.07
 toward the cost of studies of the higher education system in Uganda that will facilitate linkages between Makerere University and other tertiary institutions in Uganda to meet the training needs related to decentralization	82,567.00	0.00	75,000.00	0.00	0.00	7,567.00
 toward the costs of a series of workshops, seminars, analytical case studies and consultancies to help strengthen selected African universities, and to build their capacity to contribute more effectively to national development	336,400.00	0.00	46,444.32	0.00	0.00	289,955.68
 toward the costs of meetings, seminars, publications, communications, evaluations and consultancies associated with the activities of the Foundation Partnership for Higher Education in Africa	0.00	206,500.00	0.00	0.00	0.00	206,500.00
 toward the costs of providing technical assistance to activities funded under the Foundation's Africa Regional Program	50,000.00	0.00	0.00	0.00	0.00	50,000.00
 TOTAL: 146 - AFRICA REGIONAL PROGRAM	11,553,926.45	10,748,236.00	10,586,496.89	183,602.25	0.00	11,532,063.31

THE ROCKEFELLER FOUNDATION
Identification Number 13-1659629
GRANTS AND EXPENDITURES REPORT

Statement #12
Page 24 of 302

PROGRAM COUNTRY US STATE Grantee Name(s) - Person(s) or Institution(s) Purpose	UNEXPENDED BALANCE AS OF 01-Jan-2003	APPROVED IN 2003	NET EXPENDITURES AS OF Dec-2003	LAPSES (incl. cancels & recs.) IN 2003	REVERSIONS (incl. cancels & recs.) IN 2003	UNEXPENDED BALANCE AS OF Dec-2003
=====	=====	=====	=====	=====	=====	=====
AFRICAN INITIATIVES						
BOTSWANA						
 Lily Mafela Department of Education University of Botswana Private Bag 0022 Gaborone, Botswana						
to enable her to conduct postdoctoral research at the University of Botswana on non-formal education programs and girls' re-integration into the education system in Botswana	103.32	0.00	0.00	0.00	103.32	0.00
 BURKINA FASO						
 Christine Ouedraogo Unité d'Enseignement et de Recherche en Démographie (UERD) BP 7118 Ouagadougou, Burkina Faso						
to enable her to conduct research at Unité d'Enseignement et de Recherche en Démographie (UERD) on how loans empower women in Bazega in rural Burkina Faso	6,000.00	0.00	-3,029.32	0.00	0.00	9,029.32
 University of Ouagadougou Ouagadougou, Burkina Faso						
for administrative costs associated with Paulin Coulibaly's dissertation research	2,500.00	0.00	0.00	0.00	0.00	2,500.00
 CAMEROON						
 Rwenge Mburano IFORD University of Yaounde II Yaounde, Cameroon						
to enable him to conduct postdoctoral research at the University of Yaounde II on gender relations, women's status and contraceptive use in Cameroon	6,000.00	0.00	6,000.00	0.00	0.00	0.00
 ERITREA						
 Alexander Naty University of Asmara Asmara, Eritrea						
to enable him to conduct postdoctoral research at the University of Asmara on the discourse on environment and ecology among the Kunama people of western Kenya	6,635.00	0.00	4,479.80	0.00	2,155.20	0.00

THE ROCKEFELLER FOUNDATION
Identification Number 13-1659629
GRANTS AND EXPENDITURES REPORT

Statement #12
Page 25 of 302

PROGRAM COUNTRY US STATE Grantee Name(s) - Person(s) or Institution(s) Purpose	UNEXPENDED BALANCE AS OF 01-Jan-2003	APPROVED IN 2003	NET EXPENDITURES AS OF Dec-2003	LAPSES (incl. cancels & recens) IN 2003	REVERSIONS (incl. cancels & recens) IN 2003	UNEXPENDED BALANCE AS OF Dec-2003
AFRICAN INITIATIVES						
ETHIOPIA						
Yohannes Kebede Ethiopia to enable research at the Alemaya University of Agriculture	118.62	0.00	0.00	0.00	0.00	118.62
GHANA						
Kosi Semebia Awuma Cape Coast, Ghana to enable him to conduct research on the topic, "Spatial characterization and nutritional stratification of grazinglands in the Guinea and Sudan savanna zones of Ghana."	5,500.00	0.00	0.00	0.00	0.00	5,500.00
KENYA						
Andrew Wamalwa Yasindi Njoro, Kenya to enable him to conduct research on the topic, "The ecology of ciliates in three East African Rift Valley lakes: Naivasha, Sonacha, and Elementeita "	5,500.00	0.00	0.00	0.00	0.00	5,500.00
Forum for African Women Educationalists P O Box 21394-00505 Nairobi, Kenya to prepare options papers for the nine African countries studied under the Strategic Resource Planning project for girls' education	0.00	0.00	-900.00	0.00	0.00	900.00
Francis N. Wegulo Geography Department Egerton University P O Box 536 Njoro, Kenya to enable him to conduct postdoctoral research at Egerton University on energy and development in rural areas of Kenya	6,000.00	0.00	5,312.99	0.00	0.00	687.01
George Ombakho Kenya Agricultural Research Institute (KARI) P O. Box 450 Kitale, Kenya for an African career award to enable him to conduct postdoctoral research at the Kenya Agricultural Research Institute on the topic, "Response to twelve cycles of selection, and development of inbred lines and hybrids from Kitale Synthetic II and Ecuador 573 maize populations in Kenya"	15,360.00	0.00	0.00	0.00	15,360.00	0.00

Statement #12
Page 26 of 302

PROGRAM COUNTRY US STATE Grantee Name(s) - Person(s) or Institution(s) Purpose	UNEXPENDED BALANCE AS OF 01-Jan-2003	APPROVED IN 2003	NET EXPENDITURES AS OF Dec-2003	LAPSES (incl. canc's & recens) IN 2003	REVERSIONS (incl. canc's & recens) IN 2003	UNEXPENDED BALANCE AS OF Dec-2003
=====	=====	=====	=====	=====	=====	=====
AFRICAN INITIATIVES						
KENYA						
 Githin Stephen Mwangi Senior Lecturer Department of Crop Science Kabete Campus University of Nairobi P O Box 30197 Nairobi, Kenya						
to enable him to conduct post-doctoral research at the International Centre of Insect Physiology and Ecology using linkage mapping of the main cowpea pest resistant genes	19,921.50	0.00	0.00	0.00	0.00	19,921.50
 Ishmail Mahin Geography Department Kenyatta University P O Box 43844 Nairobi, Kenya						
to enable him to conduct postdoctoral research at Kenyatta University concerning community fuelwood resource management in Nyando District, Kenya	6,000.00	0.00	5,580.16	0.00	419.84	0.00
 Jackson Kung'u Kenya Agricultural Research Institute National Agricultural Research Laboratories P.O Box 14733 Nairobi, Kenya						
to enable him to conduct postdoctoral research at the Kenya Agricultural Research Institute on the fungus causing gray leaf spot of maize in Kenya	32,000.00	0.00	0.00	0.00	0.00	32,000.00
 Jacob Ole Miaron University of Nairobi Department of Animal Physiology Chiromo Riverside Drive P O Box 30197 Nairobi, Kenya						
to enable him to conduct postdoctoral research at the University of Nairobi on validating Maasai ethnoveterinary medicinal plants in Kenya	1,752.70	0.00	0.00	0.00	1,752.70	0.00
 John Maingi Kenya						
to enable him to conduct research at the Kenya Forestry Research Institute, Nairobi on the topic, "Land Use and Vegetation Change in Response to River Basin Development in the Lower Tana Basin of Eastern Kenya"	85.29	0.00	0.00	0.00	0.00	85.29

THE ROCKEFELLER FOUNDATION
Identification Number 13-1659629
GRANTS AND EXPENDITURES REPORT

Statement #12
Page 27 of 302

PROGRAM COUNTRY US STATE Grantee Name(s) - Person(s) or Institution(s) Purpose	UNEXPENDED BALANCE AS OF 01-Jan-2003	APPROVED IN 2003	NET EXPENDITURES AS OF Dec-2003	LAPSES (incl. cancels & recens) IN 2003	REVERSIONS (incl. cancels & recens) IN 2003	UNEXPENDED BALANCE AS OF Dec-2003
=====	=====	=====	=====	=====	=====	=====
AFRICAN INITIATIVES						
KENYA						
 Justina Mbugua Kenya for her research project on strategies adopted by rural women in Kenya to obtain access to educational resources	 8,829.00	 0.00	 0.00	 0.00	 0.00	 8,829.00
 Linus Munithi Kenya Agricultural Research Institute Regional Research Centre P O Box 27 Embu, Kenya to enable him to conduct postdoctoral research at the Kenya Agricultural Research Institute on the development and improvement of integrated management strategies for Irish potato bacterial wilt in Kenya	 6,000.00	 0.00	 6,000.00	 0.00	 0.00	 0.00
 Louis Mumera Egerton University P.O Box 536 Njoro, Kenya to enable him to conduct postdoctoral research at Egerton University on soil fertility replenishment and weed control in maize-based cropping systems in western Kenya	 8,391.00	 0.00	 2,391.00	 0.00	 0.00	 6,000.00
 Mazingira Institute P.O Box 14550 Nairobi, Kenya for the costs of producing and distributing to host institutions in Uganda and Malawi comic books for the Minds Across Africa School Clubs, designed to enhance the quality of primary education with an emphasis on gender equality	 44,599.13	 0.00	 0.00	 0.00	 44,599.13	 0.00
 Meleckidzedeck Khayesi P O Box 43844 Nairobi, Kenya to enable him to conduct postdoctoral research at Kenyatta University on the socio-economic determinants of the ability to cope with the consequences of road traffic accidents in Kenya	 6,000.50	 0.00	 0.00	 0.00	 0.00	 6,000.50
 Richard Ombui Nyankanga Department of Horticulture Egerton University P O Box 536 Njoro, Kenya to enable him to conduct research on the topic, "Evaluation of cultural practices, host resistance and farmers' knowledge in the management of potato late blight in Kenya."	 2,752.66	 0.00	 0.00	 0.00	 2,752.66	 0.00

THE ROCKEFELLER FOUNDATION
Identification Number 13-1659629
GRANTS AND EXPENDITURES REPORT

Statement #12
Page 28 of 302

PROGRAM COUNTRY US STATE Grantee Name(s) - Person(s) or Institution(s) Purpose	UNEXPENDED BALANCE AS OF 01-Jan-2003	APPROVED IN 2003	NET EXPENDITURES AS OF Dec-2003	LAPSES (Incl. cancels & recens) IN 2003	REVERSIONS (Incl. cancels & recens) IN 2003	UNEXPENDED BALANCE AS OF Dec-2003
=====	=====	=====	=====	=====	=====	=====
AFRICAN INITIATIVES						
MALAWI						
 Aggrey J D. Ambali Department of Biology University of Malawi P O Box 280 Zomba, Malawi						
to enable him to conduct postdoctoral research at the University of Malawi on the effectiveness of protective reserves for the recovery of commercially important small cichlid species in Lake Malombe, Malawi	6,000.00	0.00	6,000.00	0.00	0.00	0.00
 Daniel Matthews Jamu ICLARM, The World Fish Center P. O Box 229 Zomba, Malawi						
to enable him to conduct postdoctoral research at the International Center for Living Aquatic Resources Management concerning nitrogen use and efficiency and retention in integrated aquaculture/agriculture systems in Malawi	8,168.10	0.00	7,848.61	0.00	319.49	0.00
 University of Malawi P O Box 278 Zomba, Malawi						
for its Minds Across Africa School Clubs project	4,598.19	0.00	0.00	0.00	0.00	4,598.19
research support - Lewis Mtonga	2,500.00	0.00	0.00	0.00	0.00	2,500.00
 Wildlife Society of Malawi P O. Box 1429 Blantyre, Malawi						
for its environmental education project in the Chikwawa district of Malawi	2,982.47	0.00	0.00	0.00	0.00	2,982.47
 MALI						
 Institut du Sahel B P 1530 Bamako, Mali						
for administrative costs associated with Nafissatou Diop-Sidibé's research.	2,500.00	0.00	0.00	0.00	0.00	2,500.00

THE ROCKEFELLER FOUNDATION
Identification Number 13-1659629
GRANTS AND EXPENDITURES REPORT

Statement #12
Page 29 of 302

PROGRAM COUNTRY US STATE Grantee Name(s) - Person(s) or Institution(s) Purpose	UNEXPENDED BALANCE AS OF 01-Jan-2003	APPROVED IN 2003	NET EXPENDITURES AS OF Dec-2003	LAPSES (incl. cancels & recens) IN 2003	REVERSIONS (incl. cancels & recens) IN 2003	UNEXPENDED BALANCE AS OF Dec-2003
=====	=====	=====	=====	=====	=====	=====
AFRICAN INITIATIVES						
MOZAMBIQUE						
Universidade Eduardo Mondlane P O Box 257 Maputo, Mozambique						
research support - Arlindo Chilundo	2,500.00	0.00	0.00	0.00	0.00	2,500.00
NIGERIA						
Center for Advanced Social Science Private Mail Bag 6225 Port Harcourt, Nigena						
for administrative costs associated with Boye Ejibowah's dissertation research	2,500.00	0.00	0.00	0.00	0.00	2,500.00
SOUTH AFRICA						
Nithiseelan Rajen Naidoo Congella, South Afrca						
to enable him to conduct research on the topic "Respiratory health among South African coal miners."	5,500.00	0.00	0.00	0.00	0.00	5,500.00
University of Cape Town Private Bag, Rondebosch 7701 Cape Town, South Africa						
for administrative costs associated with Bool Themeli's research	2,500.00	0.00	0.00	0.00	0.00	2,500.00
SUDAN						
Siddig El Tayeb Muneer Department of Rural Economy Faculty of Agriculture University of Khartoum Khartoum, Sudan						
for his research project on the magnitude and determinants of gender disparity in basic education in Northern Kordofan State, Sudan	2,611.00	0.00	0.00	0.00	0.00	2,611.00
Upper Nile University Sudan						
research support - Aker Julia Duany	2,500.00	0.00	0.00	0.00	0.00	2,500.00

Statement #12
Page 30 of 302

PROGRAM	UNEXPENDED		NET	LAPSES	REVERSIONS	UNEXPENDED
COUNTRY	BALANCE		EXPENDITURES	(incl. canc	(incl. canc	BALANCE
US STATE	AS OF	APPROVED	AS OF	& recens)	& recens)	AS OF
Grantee Name(s) - Person(s) or Institution(s)	01-Jan-2003	IN 2003	Dec-2003	IN 2003	IN 2003	Dec-2003
Purpose						
AFRICAN INITIATIVES						
TANZANIA						
Paul Manda						
University of Dar es Salaam						
P O Box 35092						
Dar es Salaam, Tanzania						
to enable him to conduct postdoctoral research at the University of Dar es Salaam on the relationship between modern contraceptive use and women's empowerment in Dodoma Municipality, Tanzania	6,000.00	0.00	5,402.35	0.00	0.00	597.65
UGANDA						
Grace Bantebya Kyomuhendo						
Department of Women and Gender Studies						
Faculty of Social Sciences						
Makerere University						
P O Box 7062						
Kampala, Uganda						
to enable her to conduct postdoctoral research at Makerere University on causes of maternal mortality in Uganda	77.67	0.00	0.00	0.00	77.67	0.00
James Tumwine						
P O Box 28623						
Kampala, Uganda						
to enable him to conduct postdoctoral research at the Kawanda Agricultural Research Institute on the resistance of tomatoes to late blight disease in Uganda	6,000.00	0.00	6,000.00	0.00	0.00	0.00
Jasper Ogwal-Okeng						
Department of Pharmacology & Therapeutics						
Makerere University						
P O Box 7072						
Kampala, Uganda						
to enable him to conduct postdoctoral research at Makerere University on the effectiveness and safety of two traditional herbal remedies for the treatment of malaria in Uganda	3,481.13	0.00	0.00	0.00	3,481.13	0.00
John Johnson Hakiza						
Kawanda Research Institute						
P O Box 7065						
Kampala, Uganda						
for an African Career Award to enable him to conduct postdoctoral research at the Namulonge Agriculture and Animal Production Research Institute on the generation and transfer of potato technology in Uganda	-6,000.00	0.00	-6,000.00	0.00	0.00	0.00

THE ROCKEFELLER FOUNDATION
Identification Number 13-1659629
GRANTS AND EXPENDITURES REPORT

Statement #12
Page 31 of 302

PROGRAM COUNTRY US STATE Grantee Name(s) - Person(s) or Institution(s) Purpose	UNEXPENDED BALANCE AS OF 01-Jan-2003	APPROVED IN 2003	NET EXPENDITURES AS OF Dec-2003	LAPSES (incl. cancels & recensions) IN 2003	REVERSIONS (incl. cancels & recensions) IN 2003	UNEXPENDED BALANCE AS OF Dec-2003
=====	=====	=====	=====	=====	=====	=====
AFRICAN INITIATIVES						
UGANDA						
Joseph Oryokot National Agricultural Advisory Services P O Box 25235 Kampala, Uganda						
to enable him to conduct postdoctoral research at Makerere University on the use of animal draught technology to improve weed management in finger millet in Uganda	13,959.75	0.00	7,959.75	0.00	0.00	6,000.00
Wilberforce Tushemereirwe Kawanda Agricultural Research Institute (KARI) National Agricultural Research Organisation (NARO) P O Box 7065 Kampala, Uganda						
to enable him to conduct postdoctoral research at the Kawanda Agricultural Research Institute, Uganda, on the effect of banana leaf speckle on yield in East African highland bananas	6,000.00	0.00	0.00	0.00	0.00	6,000.00
ZIMBABWE						
Elias Mpofu Department of Education Foundation University of Zimbabwe P O Box MP 167 Mount Pleasant Harare, Zimbabwe						
to enable him to conduct postdoctoral research at the University of Zimbabwe on ways of enhancing the social acceptance of disabled students in integrated schooling situations in Zimbabwe	70.00	0.00	0.00	0.00	70.00	0.00
Owen Mandirangana Zimbabwe						
to enable research at the Zimbabwe Ministry of Agriculture on the topic, "Relating Water and Solute Movement in Soils to their Basic Physical and Chemical Characteristics"	1,368.54	0.00	0.00	0.00	0.00	1,368.54
Solomon Mombeshora Department of Sociology University of Zimbabwe P.O Box MP 167 Harare, Zimbabwe						
to enable him to conduct postdoctoral research at the University of Zimbabwe on the impact of Zimbabwe's economic reform program on women in rural Zimbabwe	6,000.00	0.00	0.00	0.00	0.00	6,000.00

THE ROCKEFELLER FOUNDATION
Identification Number 13-1659629
GRANTS AND EXPENDITURES REPORT

Statement #12
Page 32 of 302

PROGRAM COUNTRY US STATE Grantee Name(s) - Person(s) or Institution(s) Purpose	UNEXPENDED BALANCE AS OF 01-Jan-2003	APPROVED IN 2003	NET EXPENDITURES AS OF Dec-2003	LAPSES (incl. canc & recens) IN 2003	REVERSIONS (incl. canc & recens) IN 2003	UNEXPENDED BALANCE AS OF Dec-2003
=====	=====	=====	=====	=====	=====	=====
AFRICAN INITIATIVES						
UNITED STATES						
CONNECTICUT						
Yale University Woodbridge Hall 105 Wall Street P O Box 208229 New Haven, Connecticut 06520-8229						
to build the analytic capacity for evaluating how public policy and technological change in low-income countries contribute to differences in production and consumption between men and women	158,401.00	0.00	158,362.44	38.56	0.00	0.00
 WASHINGTON, DC						
The World Bank 1818 H Street, N W Washington, DC 20433						
toward the costs of its multi-agency partnership on implementation issues in girls' education	1,216.75	0.00	-198,783.25	0.00	200,000.00	0.00
 LOUISIANA						
Yanyi K Djamba Department of Sociology Louisiana State University 126 Stubbs Hall Baton Rouge, Louisiana 70803						
for an African career award to enable him to conduct postdoctoral research at the University of Kinshasa, Zaire, on the topic "Kinship system and fertility behavior in rural Zaire: an ethno-demographic inquiry"	31,937.00	0.00	0.00	0.00	31,937.00	0.00
 MICHIGAN						
Michigan State University 450 Administration Building East Lansing, Michigan 48824-1046						
to enable Dr. David Robinson, advisor to Kalala Ngalamulume, to confer with him during his dissertation research in Senegal	1,420.93	0.00	0.00	0.00	0.00	1,420.93
 NEW YORK						
Cornell University Day Hall Ithaca, New York 14853						
In conjunction with the African Dissertation Internship Award to Mutsa Masiyandima, to enable her supervisor at the West Africa Rice Development Association to attend her dissertation defense	0.00	0.00	-1,301.86	0.00	1,301.86	0.00

THE ROCKEFELLER FOUNDATION
Identification Number 13-1659629
GRANTS AND EXPENDITURES REPORT

Statement #12
Page 33 of 302

PROGRAM COUNTRY US STATE Grantee Name(s) - Person(s) or Institution(s) Purpose	UNEXPENDED BALANCE AS OF 01-Jan-2003	APPROVED IN 2003	NET EXPENDITURES AS OF Dec-2003	LAPSES (incl. cancels & recs.) IN 2003	REVERSIONS (incl. cancels & recs.) IN 2003	UNEXPENDED BALANCE AS OF Dec-2003
=====	=====	=====	=====	=====	=====	=====
AFRICAN INITIATIVES						
UNITED STATES						
NEW YORK						
Social Science Research Council 810 Seventh Avenue New York, New York 10019						
toward the costs of a series of workshops on cross-regional research networks in Africa	16,000.00	0.00	16,000.00	0.00	0.00	0.00
toward the costs of establishing a small inter-regional working group on international scholarly collaboration, as a component of the report of the report of the Task Force on Higher Education sponsored by the World Bank and UNESCO	25,000.00	0.00	25,000.00	0.00	0.00	0.00
GENERAL - FOUNDATION ADMINISTERED PROJECTS						
for administrative costs associated with implementing the African Career Award program	4,105.34	0.00	4,105.34	0.00	0.00	0.00
for administrative costs of the ACA program	1,263.10	0.00	1,263.10	0.00	0.00	0.00
for administrative costs of the ACA program	61,183.91	0.00	6,631.76	0.00	0.00	54,552.15
for administrative expenses of the Female Participation in Education in Africa program	14,366.12	0.00	0.00	0.00	0.00	14,366.12
for administrative costs of the African Career Awards program	3,517.11	0.00	240.00	0.00	0.00	3,277.11
for an exploration of viable ways for the Foundation to contribute to human capacity building in Africa and other developing regions, especially in regard to issues in higher education	76,346.46	0.00	70,081.00	0.00	0.00	6,265.46
for an exploration of viable ways for the Foundation to contribute to human capacity building in Africa and other developing regions, especially in regard to issues in higher education	8,347.22	0.00	0.00	0.00	0.00	8,347.22
to explore and assess the nature and impact of selected school health programs carried out by non-governmental organizations in Eastern and Southern Africa, and to use the findings to support selected NGOs in developing and implementing their programs to strengthen the capacity of children to acquire the knowledge and skills to improve their health and increase their access to quality education	6,200.00	0.00	0.00	6,200.00	0.00	0.00
to strengthen African universities	40,000.00	0.00	22,404.98	0.00	0.00	17,595.02

THE ROCKEFELLER FOUNDATION
Identification Number 13-1659629
GRANTS AND EXPENDITURES REPORT

Statement #12
Page 34 of 302

PROGRAM COUNTRY US STATE Grantee Name(s) - Person(s) or Institution(s) Purpose	UNEXPENDED BALANCE AS OF 01-Jan-2003	APPROVED IN 2003	NET EXPENDITURES AS OF Dec-2003	LAPSES (incl. canc & recens) IN 2003	REVERSIONS (incl. canc & recens) IN 2003	UNEXPENDED BALANCE AS OF Dec-2003
=====	-----	-----	-----	-----	-----	-----
AFRICAN INITIATIVES						
GENERAL - FOUNDATION ADMINISTERED PROJECTS						
 toward expenses of the Female Participation in African Education Program	4,787.32	0.00	0.00	0.00	0.00	4,787.32
 toward the costs of producing Innovative newsletters for teachers and students for the Minds Across Africa School Clubs program in primary schools, and of reprinting the newsletters and the educational comics for that program in the format of charts that are more economical, durable, and versatile	0.01	0.00	0.00	0.00	0.00	0.01
 TOTAL: 62 - AFRICAN INITIATIVES	725,957.84	0.00	157,048.85	6,238.56	304,330.00	258,340.43

THE ROCKEFELLER FOUNDATION
Identification Number 13-1659629
GRANTS AND EXPENDITURES REPORT

Statement #12
Page 35 of 302

PROGRAM COUNTRY US STATE Grantee Name(s) - Person(s) or Institution(s) Purpose	UNEXPENDED BALANCE AS OF 01-Jan-2003	APPROVED IN 2003	NET EXPENDITURES AS OF Dec-2003	LAPSES (incl. canc & recens) IN 2003	REVERSIONS (incl. canc & recens) IN 2003	UNEXPENDED BALANCE AS OF Dec-2003
-----	-----	-----	-----	-----	-----	-----
AGRICULTURAL SCIENCES						
CHINA						
 China National Rice Research Institute 359 Tiyuchang Road Hangzhou, 310 006 China						
for a Biotechnology Career Fellowship for Dr. Zheng Kangle, to enable him to undertake a molecular analysis of blast resistance in rice, under the direction of Dr. Pamela Ronald, Department of Plant Pathology, University of California, Davis	2,024.99	0.00	0.00	0.00	0.00	2,024.99
 for research on DNA marker-assisted selection for hybrid rice	26,049.44	0.00	5,937.97	0.00	0.00	20,111.47
 Chinese Academy of Agncultural Sciences 30 Bai Shi Qiao Road Beijing, 100 081 China						
for a study of MAR sequence-mediated transgene expression to confer salt and drought tolerance in transgenic rice, to be undertaken by Biotechnology Career Fellow Dr. Su Jin, under the direction of Dr. Ray Wu, Section of Biochemistry, Molecular and Cell Biology, Cornell University, Ithaca, New York	10,100.00	0.00	-2,961.89	0.00	13,061.89	0.00
 for research on rice bacterial blight resistance genes in China	7,384.00	0.00	7,384.00	0.00	0.00	0.00
 for research on the population structure and genetic diversity of "Xanthomonas oryzae pv oryzae" in China	700.08	0.00	700.08	0.00	0.00	0.00
 for use by Its Biotechnology Research Center for research on improved salt and drought tolerance in transgenic rice	12,438.26	0.00	865.78	0.00	0.00	11,572.48
 Chinese Academy of Sciences 52 San Li He Road Beijing, 100864 China						
for use by its Institute of Genetics for research on insect resistance and improved starch quality in transgenic rice	46,800.00	0.00	46,800.00	0.00	0.00	0.00
 for use by its Institute of Genetics to help maintain the capacity to conduct research and provide training in rice biotechnology with a focus on resistance to diseases and improved nutrition	795.45	0.00	754.05	0.00	0.00	41.40

Statement #12
Page 36 of 302

PROGRAM COUNTRY US STATE Grantee Name(s) - Person(s) or Institution(s) Purpose	UNEXPENDED BALANCE AS OF 01-Jan-2003	APPROVED IN 2003	NET EXPENDITURES AS OF Dec-2003	LAPSES (incl. canc & recens) IN 2003	REVERSIONS (incl. canc & recens) IN 2003	UNEXPENDED BALANCE AS OF Dec-2003
=====	=====	=====	=====	=====	=====	=====
AGRICULTURAL SCIENCES						
CHINA						
Fudan University 220 Han Dan Road Shanghai, 200433 China						
for a study of molecular cloning and characterization of multiple isoforms of Pinella ternata, to be undertaken by Biotechnology Career Fellow Tang Kexuan, under the direction of Pamela C. Ronald, Department of Plant Pathology, University of California, Davis	17,600.00	0.00	0.00	0.00	0.00	17,600.00
Hebei Academy of Agncultural and Forestry Sciences Institute of Millet Crops Shijiazhuang, 050 031 China						
for a study of mapping key genes of agronomic importance in foxtail millet, Setaria Italica, to be undertaken by Biotechnology Career Fellow Dr. Wang Zhimin, under the direction of Prof. M. D. Gale, John Innes Centre, Norwich, United Kingdom	28,700.00	0.00	0.00	0.00	0.00	28,700.00
Peking University 1 Loudouqiao Hai Dian Beijing, 100 871 China						
for a study of the molecular and cell biology of rice dwarf virus, to be undertaken by Biotechnology Career Fellow YI LI, at the Plant Biology Division, The Samuel Roberts Noble Foundation, Inc., Ardmore, Oklahoma	16,000.00	0.00	0.00	0.00	0.00	16,000.00
for research on disease resistance genes of rice	5,537.00	0.00	0.00	0.00	5,537.00	0.00
toward the costs of a study on rice trypsin inhibitor genes and their application to the development of fungal resistance in transgenic plants	40,000.00	0.00	0.00	0.00	40,000.00	0.00
Zhejiang Agncultural University 268 Kaixuan Road Hangzhou, 310 029 China						
for a study of B.t. transgenic rice for insect resistance breeding programs, to be undertaken by Biotechnology Career Fellow Shu Qingyao, under the direction of Illimar Altosaar, Department of Biochemistry, Microbiology & Immunology, University of Ottawa, Canada	29,020.00	0.00	0.00	0.00	0.00	29,020.00
FRANCE						
Centre de Coopération Internationale en Recherche Agronomique pour le Développement 42, rue Scheffer Paris, 75116 France						
to support research on the systematization of farmer participatory research experimentation in the tropics	0.00	0.00	-29,257.00	29,257.00	0.00	0.00

THE ROCKEFELLER FOUNDATION
Identification Number 13-1659629
GRANTS AND EXPENDITURES REPORT

Statement #12
Page 37 of 302

PROGRAM COUNTRY US STATE Grantee Name(s) - Person(s) or Institution(s) Purpose	UNEXPENDED BALANCE AS OF 01-Jan-2003	APPROVED IN 2003	NET EXPENDITURES AS OF Dec-2003	LAPSES (incl. canc & recens) IN 2003	REVERSIONS (incl. canc & recens) IN 2003	UNEXPENDED BALANCE AS OF Dec-2003
=====	=====	=====	=====	=====	=====	=====
AGRICULTURAL SCIENCES						
INDIA						
 Arunendra Nath Lahiri Majumder Department of Botany Bose Institute 93/1, A P C Road Calcutta, 700 009 India						
for a Biotechnology Career Fellowship in Agricultural Sciences, to study inositol metabolism in relation to environmental stress in rice (<i>Oryza sativa</i>), under the direction of Dr. Hans Bohnert, Department of Biochemistry, University of Arizona, Tucson	6,453.09	0.00	-2,100.00	0.00	0.00	8,553.09
 CCS Haryana Agricultural University Hisar, 125 004 India						
for a study of genetic transformation of Basmati rice using novel genes that can potentially improve drought, salt, and low-temperature tolerance, to be undertaken by Biotechnology Career Fellow Rajinder K. Jain, at the Department of Molecular Biology and Genetics, Cornell University, Ithaca, New York	30,300.00	0.00	12,577.70	0.00	0.00	17,722.30
 G B Pant University of Agriculture and Technology Udham Singh Nagar Pantnagar, 263 145 India						
for a Biotechnology Career Fellowship in Agricultural Sciences for Dr. Jatinder Kumar to enable him to conduct research on the genetic diversity of Himalayan rice blast populations, under the direction of Dr. R.S. Zeigler, at the International Rice Research Institute, Manila, Philippines	15,400.00	0.00	6,222.00	0.00	0.00	9,178.00
 for research on the genetic diversity of Himalayan rice blast populations	6,565.11	0.00	4,269.00	0.00	0.00	2,296.11
 ICAR Research Complex for NEH Region Umroi Road Barapani, 793 103 India						
for a study of augmentation of starch biosynthesis by manipulation of ADP-glucose pyrophosphorylase gene in rice, to be undertaken by Biotechnology Career Fellow Hari S. Gupta, at the Institute of Biological Chemistry, Washington State University, Pullman	30,300.00	0.00	0.00	0.00	0.00	30,300.00
 Indian Institute of Technology, Delhi Hauz Khas New Delhi, 110 016 India						
for use by its Centre for Atmospheric Sciences to support a research proposal, "Global Warming and India's Food Security"	29,000.00	0.00	3,657.00	25,343.00	0.00	0.00

Statement #12
Page 38 of 302

PROGRAM COUNTRY US STATE Grantee Name(s) - Person(s) or Institution(s) Purpose	UNEXPENDED BALANCE AS OF 01-Jan-2003	APPROVED IN 2003	NET EXPENDITURES AS OF Dec-2003	LAPSES (incl. canc's & recens) IN 2003	REVERSIONS (incl. canc's & recens) IN 2003	UNEXPENDED BALANCE AS OF Dec-2003
=====	=====	=====	=====	=====	=====	=====
AGRICULTURAL SCIENCES						
INDIA						
Maharaja Sayajirao University of Baroda Fatehgunj, Vadodara Baroda (Gujarat), 390 002 India						
for a study of the biology of fungal disease and the genetic engineering of rice for enhanced disease resistance, to be undertaken by Biotechnology Career Fellow Bharat B. Chattoo, at the John Innes Centre, Norwich, United Kingdom	27,230.00	0.00	0.00	0.00	0.00	27,230.00
for research on the molecular analysis of rice blast	24,351.06	0.00	24,351.06	0.00	0.00	0.00
Punjab Agncultural University Ludhiana, 141 004 India						
toward the costs of research on molecular marker aided selection for the transfer of bacterial blight resistance genes into rice	0.00	0.00	-1,626.14	0.00	1,626.14	0.00
Tamil Nadu Agncultural University Coimbatore, 641 003 India						
for a study of gene pyramiding in elite Indica cultivars and enhancing transgene expression, to be undertaken by Biotechnology Career Fellow Dr. P. Balasubramanian, under the direction of Dr. Paul Christou, Head, Molecular Biology, John Innes Centre, Norwich, United Kingdom	5,150.31	0.00	0.00	0.00	5,150.31	0.00
for a study of genetic engineering of Thaumatin-like proteins in rice for the management of major fungal diseases, to be undertaken by Biotechnology Career Fellow Rethinasamy Velazhahan, at the Department of Biochemistry, Kansas State University, Manhattan	16,100.00	0.00	0.00	0.00	0.00	16,100.00
for a study of identifying and transferring QTL's from wild rice species affecting yield, maturity date, drought tolerance, and grain quality to cultivated rice, to be undertaken by Biotechnology Career Fellow Dr. M. Maheswaran, under the direction of Dr. Susan R. McCouch, Department of Plant Breeding & Biometry, Cornell University, Ithaca, New York	30,300.00	0.00	15,900.00	0.00	0.00	14,400.00
for a study of molecular marker-assisted selection for drought resistance improvement in rainfed lowland rice (Oryza sativa L.), to be undertaken by Biotechnology Career Fellow Dr. Ranganathan Chandra Babu, under the direction of Dr. Henry T. Nguyen, Department of Plant and Soil Science, Texas Tech University, Lubbock	6,460.45	0.00	0.00	0.00	0.00	6,460.45
for research on genes for insecticidal proteins from local isolates of Bacillus thuringiensis	9,450.00	0.00	0.00	0.00	0.00	9,450.00
for research on rice genes for resistance to white backed planthoppers	6,567.80	0.00	243.62	0.00	0.00	6,324.18

THE ROCKEFELLER FOUNDATION
Identification Number 13-1659629
GRANTS AND EXPENDITURES REPORT

Statement #12
Page 39 of 302

PROGRAM COUNTRY US STATE Grantee Name(s) - Person(s) or Institution(s) Purpose	UNEXPENDED BALANCE AS OF 01-Jan-2003	APPROVED IN 2003	NET EXPENDITURES AS OF Dec-2003	LAPSES (incl. canc & recens) IN 2003	REVERSIONS (incl. canc & recens) IN 2003	UNEXPENDED BALANCE AS OF Dec-2003
=====	=====	=====	=====	=====	=====	=====
AGRICULTURAL SCIENCES						
INDIA						
Tamil Nadu Agricultural University for research on the genetic engineering of rice for resistance to major pests and diseases	4,271.96	0.00	4,094.00	0.00	177.96	0.00
for research on the genetic engineering of rice for the management of fungal diseases	925.95	0.00	182.00	0.00	0.00	743.95
for research on the genetic engineering of sorghum for resistance to fungal diseases	12,508.01	0.00	3,802.00	0.00	0.00	8,706.01
University of Hyderabad Central University Post Office Hyderabad, 500 046 India for research on the anthocyanin biosynthetic pathway and disease resistance in rice	5.83	0.00	0.00	0.00	5.83	0.00
INDONESIA						
Central Research Institute for Food Crops Jalan Merdeka 147 Bogor, 16111 Indonesia for research on marker-assisted discovery and transfer of "wild" quantitative trait loci into Indonesian rice cultivars	3,623.34	0.00	3,623.34	0.00	0.00	0.00
KENYA						
Egerton University P O Box 536 Njoro, Kenya to support research on overcoming constraints to increased groundnut production	925.49	0.00	0.00	0.00	0.00	925.49
International Centre for Research in Agroforestry United Nations Avenue, Gigin P.O Box 30677-00100 Nairobi, Kenya for research on soil nutrient dynamics and crop yields under hedgerow intercropping with CALLIANDRA and GLIRICIDIA SEPIUM in P deficient acid soils of West Kenya	18,200.00	0.00	0.00	0.00	0.00	18,200.00

Statement #12
Page 40 of 302

Abstract

THE ROCKEFELLER FOUNDATION
Identification Number 13-1659629
GRANTS AND EXPENDITURES REPORT

Statement #12
Page 41 of 302

PROGRAM COUNTRY US STATE Grantee Name(s) - Person(s) or Institution(s) Purpose	UNEXPENDED BALANCE AS OF 01-Jan-2003	APPROVED IN 2003	NET EXPENDITURES AS OF Dec-2003	LAPSES (incl. canc & recens) IN 2003	REVERSIONS (incl. canc & recens) IN 2003	UNEXPENDED BALANCE AS OF Dec-2003
=====	=====	=====	=====	=====	=====	=====
AGRICULTURAL SCIENCES						
MEXICO						
Centro Internacional de Mejoramiento de Maíz y Tngo Apdo Postal 6-641 Lisboa 27, Col Juárez Deleg Cuauhtémoc, CP 06600 Mexico City, Mexico						
for strengthening intellectual property and technology transfer management at key centers of the Consultative Group on International Agricultural Research	275,045.24	0.00	275,045.24	0.00	0.00	0.00
MÉXICO						
Centro de Investigación y de Estudios Avanzados del Instituto Politécnico Nacional Apartado Postal 629 36500, GTO , C P 36500 Irapuato, México						
to engineer cereal plants for increased tolerance to aluminum toxicity in soils and enhanced phosphate uptake	30,000.00	0.00	30,000.00	0.00	0.00	0.00
NEPAL						
Tnbhuvan University P O. Box 8212 Kirtipur Kathmandu, Nepal						
a study of variation in rice tungro virus isolates, to be undertaken by Biotechnology Career Fellow Dr. Ganesh Dahal, under the direction of Dr. Roger Hull, Department of virus Research, John Innes Institute, Norwich, United Kingdom	0.00	0.00	-1,792.35	0.00	1,792.35	0.00
PAKISTAN						
University of the Punjab 1 Shahrah-e-al-Beruni Lahore, 2 Pakistan						
for a study of expression of BT toxin genes in rice, to be undertaken by Biotechnology Career Fellow Prof. Sheikh Riazuddin, under the direction of Dr. Milton P. Gordon, Department of Biochemistry, University of Washington, Seattle	1,323.30	0.00	0.00	0.00	0.00	1,323.30
PHILIPPINES						
International Rice Research Institute DAPO Box 7777 Metro Manila, 1301 Philippines						
for research on reciprocal near-isogenic introgression lines for molecular dissection of Indica/Japonica rice genomes	0.00	0.00	-2,386.00	0.00	2,386.00	0.00

Statement #12
Page 42 of 302

1. 2. 3. 4. 5. 6. 7. 8. 9. 10. 11. 12. 13. 14. 15. 16. 17. 18. 19. 20.

THE ROCKEFELLER FOUNDATION
Identification Number 13-1659629
GRANTS AND EXPENDITURES REPORT

Statement #12
Page 43 of 302

| PROGRAM
COUNTRY
US STATE
Grantee Name(s) - Person(s) or Institution(s)
Purpose | UNEXPENDED
BALANCE
AS OF
01-Jan-2003 | APPROVED
IN 2003 | NET
EXPENDITURES
AS OF
Dec-2003 | LAPSES
(incl. canc
& recens)
IN 2003 | REVERSIONS
(incl. canc
& recens)
IN 2003 | UNEXPENDED
BALANCE
AS OF
Dec-2003 |
|--|---|---------------------|--|---|---|--|
| ----- | ----- | ----- | ----- | ----- | ----- | ----- |
| AGRICULTURAL SCIENCES | | | | | | |
| THAILAND | | | | | | |
| <i>National Center for Genetic Engineering and Biotechnology</i>
Kasetsart University
Kamphangsae
Nakorn Pathom, 73240 Thailand | | | | | | |
| for a study of position cloning of genes controlling submergence tolerance in rice, to be undertaken by
Biotechnology Career Fellow Somvong Tragoonrung, at the Clemson University Genomics Institute, Clemson,
South Carolina | 36,275.82 | 0.00 | 0.00 | 0.00 | 36,275.82 | 0.00 |
| UGANDA | | | | | | |
| Ruth N Ssebuliba
Kawanda Agncultural Research Institute
P O Box 7065
Kampala, Uganda | | | | | | |
| to support training in banana breeding | 2,043.00 | 0.00 | 0.00 | 0.00 | 0.00 | 2,043.00 |
| ZIMBABWE | | | | | | |
| University of Zimbabwe
P O Box MP 167
Mount Pleasant
Harare, Zimbabwe | | | | | | |
| for research on the suppression of Striga asiatica by legume mulches | 4,600.00 | 0.00 | 0.00 | 0.00 | 0.00 | 4,600.00 |
| UNITED STATES | | | | | | |
| PENNSYLVANIA | | | | | | |
| Sule Ochai
15-L Graduate Circle
State College, Pennsylvania 16801 | | | | | | |
| to support continued research in natural resource and environment economics | -28.74 | 0.00 | -28.74 | 0.00 | 0.00 | 0.00 |
| WISCONSIN | | | | | | |
| University of Wisconsin-Madison
500 Lincoln Drive
Madison, Wisconsin 53706 | | | | | | |
| for research on the genetic analysis and cloning of a rice blast resistance gene | 351.00 | 0.00 | 0.00 | 0.00 | 0.00 | 351.00 |

THE ROCKEFELLER FOUNDATION
Identification Number 13-1659629
GRANTS AND EXPENDITURES REPORT

Statement #12
Page 44 of 302

| PROGRAM
COUNTRY
US STATE
Grantee Name(s) - Person(s) or Institution(s)
Purpose | UNEXPENDED
BALANCE
AS OF
01-Jan-2003 | APPROVED
IN 2003 | NET
EXPENDITURES
AS OF
Dec-2003 | LAPSES
(incl. canc
& recens)
IN 2003 | REVERSIONS
(incl. canc
& recens)
IN 2003 | UNEXPENDED
BALANCE
AS OF
Dec-2003 |
|---|---|---------------------|--|---|---|--|
| ===== | ----- | ----- | ----- | ----- | ----- | ----- |
| AGRICULTURAL SCIENCES | | | | | | |
| GENERAL - FOUNDATION ADMINISTERED PROJECTS | | | | | | |
| | | | | | | |
| for the administrative costs of the Forum on Agricultural Resources Husbandry | 5,293.52 | 0 00 | 5,293.52 | 0.00 | 0.00 | 0.00 |
| | | | | | | |
| to help strengthen the program and governance structure of the Initiative for Development and Equity in African Agriculture | 35,679.04 | 0.00 | 0.00 | 0.00 | 0.00 | 35,679.04 |
| | | | | | | |
| TOTAL: 61 - AGRICULTURAL SCIENCES | 1,003,324.18 | 0.00 | 441,496.84 | 56,851.53 | 111,198.22 | 393,777.59 |

THE ROCKEFELLER FOUNDATION
Identification Number 13-1659629
GRANTS AND EXPENDITURES REPORT

Statement #12
Page 45 of 302

| PROGRAM
COUNTRY
US STATE
Grantee Name(s) - Person(s) or Institution(s)
Purpose | UNEXPENDED
BALANCE
AS OF
01-Jan-2003 | APPROVED
IN 2003 | NET
EXPENDITURES
AS OF
Dec-2003 | LAPSES
(incl. cancels
& recens)
IN 2003 | REVERSIONS
(incl. cancels
& recens)
IN 2003 | UNEXPENDED
BALANCE
AS OF
Dec-2003 |
|--|---|---------------------|--|--|--|--|
| ===== | ===== | ===== | ===== | ===== | ===== | ===== |
| ARTS AND HUMANITIES | | | | | | |
| ARGENTINA | | | | | | |
| University of Buenos Aires
Buenos Aires, Argentina | | | | | | |
| toward the costs of a program of Rockefeller Foundation Resident Fellowships in the Humanities at the Museo Etnografico | 69,900.00 | 0.00 | 0.00 | 0.00 | 0.00 | 69,900.00 |
| BRAZIL | | | | | | |
| Universidade Estadual de Campinas
Campinas, SP, Brazil | | | | | | |
| toward the costs of a program of Rockefeller Foundation Resident Fellowships in the Humanities at the Culture and Politics Program | 822.19 | 0.00 | 0.00 | 0.00 | 0.00 | 822.19 |
| JORDAN | | | | | | |
| Royal Institute for Inter-Faith Studies
P O. Box 830562
Amman, 11183 Jordan | | | | | | |
| toward the costs of a conference on Islam and science, to take place in Amman in June 2001 | 0.00 | 0.00 | -4,398.70 | 0.00 | 4,398.70 | 0.00 |
| NORTHERN IRELAND | | | | | | |
| Mediation Northern Ireland
10 Upper Crescent
Belfast, BT7 1NT Northern Ireland | | | | | | |
| toward the ongoing costs of the Churches Programme | 19,096.00 | 0.00 | 19,096.00 | 0.00 | 0.00 | 0.00 |
| PERU | | | | | | |
| Institute of Peruvian Studies
Lima, Peru | | | | | | |
| towards the costs of a program of Rockefeller Foundation Resident Fellowships in the Humanities entitled, "Globalization, Cultural Diversity and Redefinition of Identities in Andean Countries." | 332.00 | 0.00 | 0.00 | 0.00 | 332.00 | 0.00 |
| SUR Casa de Estudios del Socialismo
Lima, 11 Peru | | | | | | |
| toward the costs of a program of Rockefeller Foundation Resident Fellowships in the Humanities entitled, "Violence, Democracy, and Authoritarianism In Contemporary Peruvian Culture and Politics" | 250,000.00 | 0.00 | 140,000.00 | 0.00 | 0.00 | 110,000.00 |

Statement #12
Page 46 of 302

| PROGRAM
COUNTRY
US STATE
Grantee Name(s) - Person(s) or Institution(s)
Purpose | UNEXPENDED
BALANCE
AS OF
01-Jan-2003 | APPROVED
IN 2003 | NET
EXPENDITURES
AS OF
Dec-2003 | LAPSES
(incl. canc
& recens)
IN 2003 | REVERSIONS
(incl. canc
& recens)
IN 2003 | UNEXPENDED
BALANCE
AS OF
Dec-2003 |
|---|---|---------------------|--|---|---|--|
| ARTS AND HUMANITIES | | | | | | |
| UNITED STATES | | | | | | |
| ARIZONA | | | | | | |
| University of Arizona
888 N Euclid
Tucson, Arizona 85721-0158 | | | | | | |
| for use by the Committee on Lesbian, Gay & Bisexual Studies toward the costs of a program of Rockefeller Foundation Resident Fellowships in the Humanities entitled, "Sex, Race, and Globalization" | 84,907.00 | 0.00 | 84,907.00 | 0.00 | 0.00 | 0.00 |
| CALIFORNIA | | | | | | |
| RAND Corporation
1700 Main Street
P O Box 2138
Santa Monica, California 90407-2138 | | | | | | |
| toward the costs of the inclusion of the media arts in the "Integrative Assessment of the Arts" study | 0.00 | 0.00 | -13,641.00 | 0.00 | 13,641.00 | 0.00 |
| Stanford University
Stanford, California 94305 | | | | | | |
| toward the costs of a program of Rockefeller Foundation Resident Fellowships in the Humanities at the Stanford Humanities Center to study the black performing arts | 94,017.00 | 0.00 | 0.00 | 0.00 | 0.00 | 94,017.00 |
| University of California, Davis
Fifth Floor Mrak Hall
One Shields Avenue
Davis, California 95616 | | | | | | |
| toward the costs of a program of Rockefeller Foundation Resident Fellowships in the Humanities | 0.00 | 0.00 | -1,209.35 | 0.00 | 1,209.35 | 0.00 |
| University of California, Riverside
Riverside, California 92521 | | | | | | |
| toward the costs of a program of Rockefeller Foundation Resident Fellowships in the Humanities at the Center for Ideas and Society entitled, "Global Migration, Social Change, and Cultural Transmission" | 138,445.41 | 0.00 | 138,445.41 | 0.00 | 0.00 | 0.00 |
| University of California, Santa Barbara
Santa Barbara, California 93106 | | | | | | |
| toward the costs of a program of Rockefeller Foundation Resident Fellowships in the Humanities at the Center for Chicano Studies entitled, "The Dynamics of Chicana/o Literacy" | 123,386.00 | 0.00 | 123,386.00 | 0.00 | 0.00 | 0.00 |
| Youth Radio
1809 University Avenue
Berkeley, California 94703 | | | | | | |
| toward the costs of developing a national network of community-based youth broadcasting partners | 50,000.00 | 0.00 | 50,000.00 | 0.00 | 0.00 | 0.00 |

THE ROCKEFELLER FOUNDATION
Identification Number 13-1659629
GRANTS AND EXPENDITURES REPORT

Statement #12
Page 47 of 302

| PROGRAM
COUNTRY
US STATE
Grantee Name(s) - Person(s) or Institution(s)
Purpose | UNEXPENDED
BALANCE
AS OF
01-Jan-2003 | APPROVED
IN 2003 | NET
EXPENDITURES
AS OF
Dec-2003 | LAPSES
(incl. canc
& recens)
IN 2003 | REVERSIONS
(incl. canc
& recens)
IN 2003 | UNEXPENDED
BALANCE
AS OF
Dec-2003 |
|--|---|---------------------|--|---|---|--|
| ===== | ===== | ===== | ===== | ===== | ===== | ===== |
| ARTS AND HUMANITIES | | | | | | |
| UNITED STATES | | | | | | |
| GEORGIA | | | | | | |
| University of Georgia
Lustrat House
Athens, Georgia 30602 | | | | | | |
| toward the costs of a program of Rockefeller Foundation Resident Fellowships in the Humanities | 0.00 | 0.00 | -6,826.63 | 0.00 | 0.00 | 6,826.63 |
| HAWAII | | | | | | |
| University of Hawaii
Honolulu, Hawaii | | | | | | |
| toward the costs of a program of Rockefeller Foundation Resident Fellowships in the Humanities at the Office for Women's Research entitled, "Gender and Globalization in Asia and the Pacific" | 78,900.00 | 0.00 | 78,900.00 | 0.00 | 0.00 | 0.00 |
| INDIANA | | | | | | |
| University of Notre Dame
Notre Dame, Indiana 46566 | | | | | | |
| toward the costs of a program of Rockefeller Foundation Resident Fellowships in the Humanities at the Joan B. Kroc Institute for International Peace Studies entitled, "Religion, Conflict, and Peacebuilding" | 63,996.00 | 0.00 | 63,996.00 | 0.00 | 0.00 | 0.00 |
| IOWA | | | | | | |
| University of Iowa
Iowa City, Iowa | | | | | | |
| to expand the work of an initial series of Humanities Residency Fellowships at the International Forum for U.S. Studies by offering additional fellowships to Latin American scholars | 70,344.00 | 0.00 | 70,344.00 | 0.00 | 0.00 | 0.00 |
| MAINE | | | | | | |
| University of Maine
200 Alumni Hall
Orono, Maine 04469-5703 | | | | | | |
| toward the costs of a project to revive the language and culture of the Native American Passamaquoddy communities of Maine | 49,200.00 | 0.00 | 49,200.00 | 0.00 | 0.00 | 0.00 |
| MINNESOTA | | | | | | |
| Intermedia Arts of Minnesota, Inc
2822 Lyndale Avenue South
Minneapolis, Minnesota 55408 | | | | | | |
| toward the costs of planning and creating public art projects in the Midtown Greenway area of Minneapolis | 50,000.00 | 0.00 | 50,000.00 | 0.00 | 0.00 | 0.00 |

THE ROCKEFELLER FOUNDATION
Identification Number 13-1659629
GRANTS AND EXPENDITURES REPORT

Statement #12
Page 48 of 302

| PROGRAM
COUNTRY
US STATE
Grantee Name(s) - Person(s) or Institution(s)
Purpose | UNEXPENDED
BALANCE
AS OF
01-Jan-2003 | APPROVED
IN 2003 | NET
EXPENDITURES
AS OF
Dec-2003 | LAPSES
(Incl. canc
& recens)
IN 2003 | REVERSIONS
(Incl. canc
& recens)
IN 2003 | UNEXPENDED
BALANCE
AS OF
Dec-2003 |
|---|---|---------------------|--|---|---|--|
| ----- | ----- | ----- | ----- | ----- | ----- | ----- |
| ARTS AND HUMANITIES | | | | | | |
| UNITED STATES | | | | | | |
| PENNSYLVANIA | | | | | | |
| AMD&ART, Inc N P
411 Third Avenue
Johnstown, Pennsylvania 15906 | | | | | | |
| toward the costs of creating public art pieces and a visitors' center at abandoned mine sites in Vintondale, Pennsylvania | 46,667.00 | 0.00 | 0.00 | 0.00 | 0.00 | 46,667.00 |
| Philadelphia Folklore Project
1304 Wharton Street
Philadelphia, Pennsylvania 19147 | | | | | | |
| toward the costs of building youth folk art ensembles in Philadephia, using Chinese and Khmer classical dance traditions | 30,000.00 | 0.00 | 30,000.00 | 0.00 | 0.00 | 0.00 |
| Village of Arts and Humanities, Inc
2544 Germantown Avenue
Philadelphia, Pennsylvania 19133 | | | | | | |
| toward the costs of three community park building projects in North Philadelphia | 50,000.00 | 0.00 | 50,000.00 | 0.00 | 0.00 | 0.00 |
| TEXAS | | | | | | |
| University of Texas at Austin
Austin, Texas 78713 | | | | | | |
| toward the costs of a program of Rockefeller Foundation Resident Fellowships in the Humanities at the Institute of Latin American Studies and the Center for Mexican American Studies entitled, "Race, Rights, and Resources in the Americas" | 101,600.00 | 0.00 | 101,600.00 | 0.00 | 0.00 | 0.00 |
| WEST VIRGINIA | | | | | | |
| Marshall University
Huntington, West Virginia | | | | | | |
| toward the costs of a program of Rockefeller Foundation Resident Fellowships in the Humanities at the Center for the Study of Ethnicity and Gender in Appalachia | 72,926.60 | 0.00 | 72,926.60 | 0.00 | 0.00 | 0.00 |
| TOTAL: 24 - ARTS AND HUMANITIES | 1,444,539.20 | 0.00 | 1,096,725.33 | 0.00 | 19,581.05 | 328,232.82 |

THE ROCKEFELLER FOUNDATION
Identification Number 13-1659629
GRANTS AND EXPENDITURES REPORT

Statement #12
Page 49 of 302

| PROGRAM
COUNTRY
US STATE
Grantee Name(s) - Person(s) or Institution(s)
Purpose | UNEXPENDED
BALANCE
AS OF
01-Jan-2003 | APPROVED
IN 2003 | NET
EXPENDITURES
AS OF
Dec-2003 | LAPSES
(incl. canc
& recens)
IN 2003 | REVERSIONS
(incl. canc
& recens)
IN 2003 | UNEXPENDED
BALANCE
AS OF
Dec-2003 |
|---|---|---------------------|--|---|---|--|
| ===== | ===== | ===== | ===== | ===== | ===== | ===== |
| ASSETS & CAPACITIES | | | | | | |
| BRAZIL | | | | | | |
| Anna Mana Maiolino
rua Presidente Carlos de Campos 13
Ap 501
Rio de Janeiro, 22231-080 Brazil | | | | | | |
| toward the costs of travel for three individuals from Brazil to participate in the team residency, "Sine Die: A Multimedia Work," to be held at the Bellagio Study and Conference Center, June 2003 | 0.00 | 3,300.00 | 2,821.06 | 478.94 | 0.00 | 0.00 |
| CANADA | | | | | | |
| The Communication Initiative Networks Corporation
5148 Polson Terrace
Victoria, V8Y 2C4 Canada | | | | | | |
| toward the costs of implementing the Communication Initiative project to highlight and share examples of communication for social change action and to support and to engage practitioners, funders, policymakers and researchers in the strategic dialogue and debate on the communication for social change approach to addressing development issues | 0.00 | 500,000.00 | 300,000.00 | 0.00 | 0.00 | 200,000.00 |
| University of Victoria
P O Box 1700 STN CSC
Victoria, British Columbia, V8W 2Y2 Canada | | | | | | |
| toward the costs of travel for two individuals from Africa to participate in the conference, "Capacity Building with Southern Partners," to be held at the Bellagio Study and Conference Center, Italy, December 2003 | 0.00 | 5,500.00 | 5,500.00 | 0.00 | 0.00 | 0.00 |
| COLOMBIA | | | | | | |
| Imaginano Comunicación para la Paz y el Cambio Social
Calle 25 C No 3-92
Piso 2
Bosque Izquierdo
Santafé de Bogotá, Colombia | | | | | | |
| toward the costs of further developing the Communication Initiative Latin America, a network - including Web database, listserv and electronic magazines - on communication for sustainable development | 150,000.00 | 0.00 | 75,000.00 | 0.00 | 0.00 | 75,000.00 |
| ENGLAND | | | | | | |
| Faith Regen UK Ltd
1 King Edward's Road
London, E9 7SF England | | | | | | |
| toward the costs of a colloquium entitled: The Impact of Faith in Action: U.S.-U.K. Colloquium on Good Practice in Muslim-Christian Regeneration Initiatives, to be held in Philadelphia, February 2004 | 0.00 | 50,000.00 | 50,000.00 | 0.00 | 0.00 | 0.00 |

Statement #12
Page 50 of 302

| PROGRAM
COUNTRY
US STATE
Grantee Name(s) - Person(s) or Institution(s)
Purpose | UNEXPENDED
BALANCE
AS OF
01-Jan-2003 | APPROVED
IN 2003 | NET
EXPENDITURES
AS OF
Dec-2003 | LAPSES
(incl. canc
& recens)
IN 2003 | REVERSIONS
(incl. canc
& recens)
IN 2003 | UNEXPENDED
BALANCE
AS OF
Dec-2003 |
|--|---|---------------------|--|---|---|--|
| ASSETS & CAPACITIES | | | | | | |
| ENGLAND | | | | | | |
| International P.E.N
9 / 10 Charterhouse Buildings
Goswell Road
London, EC1M 7AT England | | | | | | |
| toward the costs of travel for seven individuals from developing countries to participate in the conference, "International PEN Strategic Planning and Capacity Building Meeting," to be held at the Bellagio Study and Conference Center, Italy, July 2003 | 0.00 | 7,500.00 | 7,500.00 | 0.00 | 0.00 | 0.00 |
| Panos Institute
9 White Lion Street
London, N1 9PD England | | | | | | |
| toward the costs of strengthening the institutional capacity and increasing the independence of Panos Institutes in southern and eastern Africa and South Asia | 0.00 | 250,000.00 | 125,000.00 | 0.00 | 0.00 | 125,000.00 |
| toward the travel costs of developing-country participants in two Global Dialogues on Media and Social Change, "Media and War in South Asia" and "Media, Citizenship and Empowerment Tackling North/South and Rich/Poor Media Gaps," at the Bellagio Study and Conference Center, Italy in July and October 2003, respectively | 0.00 | 40,000.00 | 40,000.00 | 0.00 | 0.00 | 0.00 |
| School of Oriental and African Studies, University of London
Thornhaugh Street
Russell Square
London, WC1H 0XG England | | | | | | |
| to enable its Brunei Gallery to mount a photographic exhibition of the work of Hiroji Kubota and John Vink on the theme of food security in sub-Saharan Africa and southern and eastern Asia | 0.00 | 0.00 | -1,967.49 | 1,967.49 | 0.00 | 0.00 |
| toward the cost of travel for seven individuals from developing countries to participate in the team residency, "Tribal Transitions: Assessing 50 Years of Cultural Change in Arunachal Pradesh, India," to be held at the Bellagio Study and Conference Center, October 2002 | 0.00 | 0.00 | 3,015.81 | 0.00 | 0.00 | -3,015.81 |
| GHANA | | | | | | |
| Forum for African Women Educationalists, Ghana Chapter
P O Box C1217
Cantonments
Accra, Ghana | | | | | | |
| for construction of an FM broadcasting facility that will enhance its ability to promote positive social change in support of the status of girls and women, and in particular, the education of girls | 0.00 | 40,000.00 | 40,000.00 | 0.00 | 0.00 | 0.00 |
| toward the costs of developing effective communication tools and approaches for grassroots advocacy and mobilization to support the education of girls in Ghana | 107,609.78 | 0.00 | 107,609.78 | 0.00 | 0.00 | 0.00 |

THE ROCKEFELLER FOUNDATION
Identification Number 13-1659629
GRANTS AND EXPENDITURES REPORT

Statement #12
Page 51 of 302

| PROGRAM
COUNTRY
US STATE
Grantee Name(s) - Person(s) or Institution(s)
Purpose | UNEXPENDED
BALANCE
AS OF
01-Jan-2003 | APPROVED
IN 2003 | NET
EXPENDITURES
AS OF
Dec-2003 | LAPSES
(incl. cancels
& recs) | REVERSIONS
(incl. cancels
& recs) | UNEXPENDED
BALANCE
AS OF
Dec-2003 |
|--|---|---------------------|--|-------------------------------------|---|--|
| ===== | ===== | ===== | ===== | ===== | ===== | ===== |
| ASSETS & CAPACITIES | | | | | | |
| ISRAEL | | | | | | |
| Zvia Breznitz
University of Haifa
Faculty of Education
Neurocognitive Laboratory
Mount Carmel
Haifa, 31905 Israel | | | | | | |
| toward the costs of travel for nine individuals from the Middle East to participate in the team residency, "Developing, Norming and Dissemination of Diagnostic and Prognostic Tests for Learning Disabilities in Palestinian and Israeli Children and Youth," to be held at the Bellagio Study and Conference Center, Italy, July and August 2003 | 0.00 | 5,140.00 | 4,308.22 | 0.00 | 0.00 | 831.78 |
| PHILIPPINES | | | | | | |
| International Center for Living Aquatic Resources Management, Inc
Grd Floor, Bloomingdale Building
205 Salcedo Street
Legaspi Village
1229
Makati City, Philippines | | | | | | |
| toward the costs of travel for seven individuals from developing countries to participate in the conference, "Conservation and Sustainable Management of Sea Turtles in the Pacific Ocean," to be held at the Bellagio Study and Conference Center, Italy, November 2003 | 0.00 | 14,360.00 | 14,360.00 | 0.00 | 0.00 | 0.00 |
| VENEZUELA | | | | | | |
| Ruth Capriles
4 St. & 5 Av. Los Palos Grandes
Res. Doravila, #71-B
Caracas, 1060 Venezuela | | | | | | |
| toward the cost of travel for 15 individuals from Venezuela to participate in the team residency, "Red de Veedores, or Citizen Watch Net of Venezuela: An Experience of Research Action," to be held at the Bellagio Study and Conference Center, September and October 2002 | 4,915.19 | 0.00 | 0.00 | 4,915.19 | 0.00 | 0.00 |
| ZIMBABWE | | | | | | |
| Umzingwane AIDS Network
457 Habane
P O Box 112
Esigodini, Zimbabwe | | | | | | |
| to test, in a field setting, communication processes aimed at building the capacity of and empowering rural Zimbabwean youth to advocate on their own behalf against risky behaviors which can lead to the transmission of HIV | 21,472.00 | 0.00 | 11,660.00 | 0.00 | 0.00 | 9,812.00 |

Statement #12
Page 52 of 302

| PROGRAM
COUNTRY
US STATE
Grantee Name(s) - Person(s) or Institution(s)
Purpose | UNEXPENDED
BALANCE
AS OF
01-Jan-2003 | APPROVED
IN 2003 | NET
EXPENDITURES
AS OF
Dec-2003 | LAPSES
(incl. canc
& recens)
IN 2003 | REVERSIONS
(incl. canc
& recens)
IN 2003 | UNEXPENDED
BALANCE
AS OF
Dec-2003 |
|--|---|---------------------|--|---|---|--|
| ===== | | | | | | |
| ASSETS & CAPACITIES | | | | | | |
| ZIMBABWE | | | | | | |
| | | | | | | |
| Zimbabwe AIDS Prevention and Support Organisation
No 4 Aberdeen Road, Avondale
P O Box CY 1417 Causeway
Harare, Zimbabwe | | | | | | |
| to test, in a field setting, communication processes aimed at building the capacity of and empowering rural Zimbabwean youth to advocate on their own behalf against risky behaviors which can lead to the transmission of HIV | 14,397.00 | 0.00 | 14,397.00 | 0.00 | 0.00 | 0.00 |
| | | | | | | |
| UNITED STATES | | | | | | |
| CALIFORNIA | | | | | | |
| Hispanics in Philanthropy
88 Kearny Street, Suite 1850
San Francisco, California 94108 | | | | | | |
| to support the efforts of its Funders' Collaborative for Strong Latino Communities to strengthen Latino non-profit organizations in New York City | 0.00 | 100,000.00 | 0.00 | 0.00 | 0.00 | 100,000.00 |
| | | | | | | |
| Independent Press Association
2729 Mission Street
Suite 201
San Francisco, California 94110 | | | | | | |
| to continue support for its Grassroots Media Project, which seeks to encourage increased coverage of civic affairs in the immigrant press through fellowships, training opportunities and briefings for immigrant press journalists | 0.00 | 100,000.00 | 0.00 | 0.00 | 0.00 | 100,000.00 |
| | | | | | | |
| to expand its research study documenting the role of the independent press in social justice movements, with the aim of producing a full-length book and a companion manual on business strategies for independent publications | 0.00 | 60,000.00 | 60,000.00 | 0.00 | 0.00 | 0.00 |
| | | | | | | |
| University of California, Berkeley
200 California Hall
Berkeley, California 94720 | | | | | | |
| toward the costs of travel for nine individuals from developing countries to participate in the conference, "Justice In the Balance: Rebuilding Communities in the Aftermath of Genocide and Ethnic Cleansing in Rwanda and the Former Yugoslavia," to be held at the Bellagio Study and Conference Center, Italy, July 2003 | 0.00 | 10,500.00 | 10,500.00 | 0.00 | 0.00 | 0.00 |
| | | | | | | |
| University of California, Los Angeles
405 Hilgard Avenue
Box 951361
Los Angeles, California 90095-1361 | | | | | | |
| toward the cost of travel for five individuals from developing countries to participate in the conference, "Achieving Diversity in Tertiary and Higher Education: Challenges and Prospects," to be held at the Bellagio Study and Conference Center, March 2003 | 5,000.00 | 0.00 | 5,000.00 | 0.00 | 0.00 | 0.00 |

THE ROCKEFELLER FOUNDATION
Identification Number 13-1659629
GRANTS AND EXPENDITURES REPORT

Statement #12
Page 53 of 302

| PROGRAM
COUNTRY
US STATE
Grantee Name(s) - Person(s) or Institution(s)
Purpose | UNEXPENDED
BALANCE
AS OF
01-Jan-2003 | APPROVED
IN 2003 | NET
EXPENDITURES
AS OF
Dec-2003 | LAPSES
(incl. canc
& recens)
IN 2003 | REVERSIONS
(incl. canc
& recens)
IN 2003 | UNEXPENDED
BALANCE
AS OF
Dec-2003 |
|---|---|---------------------|--|---|---|--|
| ===== | ===== | ===== | ===== | ===== | ===== | ===== |
| ASSETS & CAPACITIES | | | | | | |
| UNITED STATES | | | | | | |
| CALIFORNIA | | | | | | |
| University of Southern California
University Park Campus
Los Angeles, California 90089-0012 | | | | | | |
| toward the cost of travel for eight individuals from developing countries to participate in the conference, "The Impacts of Globalization on Urban Development," to be held at the Bellagio Study and Conference Center, August 2002 | 0.00 | 0.00 | -1,539.15 | 1,539.15 | 0.00 | 0.00 |
| WASHINGTON, DC | | | | | | |
| Afrcare
440 R Street, NW
Washington, DC 20001 | | | | | | |
| for use by Africare Zimbabwe to test, in a field setting, communication processes aimed at building the capacity of and empowering rural Zimbabwean youth to advocate on their own behalf against risky behaviors which can lead to the transmission of HIV | 42,700.00 | 0.00 | 0.00 | 0.00 | 0.00 | 42,700.00 |
| AlIAfna Foundation
920 M Street SE
Washington, DC 20003 | | | | | | |
| toward the cost of launching six internet channels to serve as global resources for supporting African development initiatives | 125,000.00 | 0.00 | 125,000.00 | 0.00 | 0.00 | 0.00 |
| Brookings Institution
1775 Massachusetts Avenue, NW
Washington, DC 20036 | | | | | | |
| toward the costs of implementing the recommendations made by its National Commission on the Public Service for reform of the federal civil service | 0.00 | 25,000.00 | 25,000.00 | 0.00 | 0.00 | 0.00 |
| Center for Strategic and International Studies, Inc
1800 K Street, N.W
Washington, DC 20006 | | | | | | |
| for general support | 0.00 | 100,000.00 | 100,000.00 | 0.00 | 0.00 | 0.00 |
| Council on Foundations
1828 L Street, NW
Washington, DC 20036-5168 | | | | | | |
| toward general operating expenses in 2003 | 0.00 | 49,600.00 | 49,600.00 | 0.00 | 0.00 | 0.00 |

Statement #12
Page 54 of 302

| PROGRAM
COUNTRY
US STATE
Grantee Name(s) - Person(s) or Institution(s)
Purpose | UNEXPENDED
BALANCE
AS OF
01-Jan-2003 | APPROVED
IN 2003 | NET
EXPENDITURES
AS OF
Dec-2003 | LAPSES
(incl. canc
& recens)
IN 2003 | REVERSIONS
(incl. canc
& recens)
IN 2003 | UNEXPENDED
BALANCE
AS OF
Dec-2003 |
|---|---|---------------------|--|---|---|--|
| ===== | | | | | | |
| ASSETS & CAPACITIES | | | | | | |
| UNITED STATES | | | | | | |
| WASHINGTON, DC | | | | | | |
| Independent Sector | | | | | | |
| 1200 Eighteenth Street, NW | | | | | | |
| Suite 200 | | | | | | |
| Washington, DC 20036 | | | | | | |
| toward general operating expenses in 2003 | 0.00 | 12,000.00 | 12,000.00 | 0.00 | 0.00 | 0.00 |
| | | | | | | |
| National Summit on Afnc | | | | | | |
| 1779 Massachusetts Avenue, NW | | | | | | |
| Washington, DC 20036 | | | | | | |
| in general support of its efforts to educate Americans about Africa and its people, to build bridges of understanding and partnership and to facilitate African social and political development | 0.00 | 100,000.00 | 0.00 | 0.00 | 0.00 | 100,000.00 |
| | | | | | | |
| World Resources Institute | | | | | | |
| 10 G Street, NE | | | | | | |
| Suite 800 | | | | | | |
| Washington, DC 20002 | | | | | | |
| toward the cost of travel for 13 individuals from developing countries to participate in the conference, "Nature, Justice and Local Environmental Governance: Assessing the Experience," held at the Bellagio Study and Conference Center, February 2002 | 0.00 | 0.00 | -6,079.60 | 6,079.60 | 0.00 | 0.00 |
| | | | | | | |
| GEORGIA | | | | | | |
| Georgia State University | | | | | | |
| Atlanta, Georgia 30303 | | | | | | |
| toward the costs of travel for eight individuals from Latin America to participate in the conference, "Latin American and Chicano/a Art Criticism since the 1940s: Between Modernity and Globalization," to be held at the Bellagio Study and Conference Center, Italy, November 2003 | 0.00 | 9,500.00 | 9,500.00 | 0.00 | 0.00 | 0.00 |
| | | | | | | |
| Medical Education Cooperation with Cuba | | | | | | |
| Emory University School of Nursing Building | | | | | | |
| 1520 Clifton Road, Room 438 | | | | | | |
| Atlanta, Georgia 30322-4207 | | | | | | |
| toward the costs of distributing a documentary film on the global impact of Cuba's South-South cooperation in medicine and public health | 0.00 | 25,000.00 | 25,000.00 | 0.00 | 0.00 | 0.00 |
| | | | | | | |
| ILLINOIS | | | | | | |
| Decatur Memorial Foundation | | | | | | |
| 2300 North Edward Street | | | | | | |
| Decatur, Illinois 62526 | | | | | | |
| for use by the Decatur Community Partnership to measure the impact of the communication for social change Integrated model and methodologies being tested in activities designed by the Decatur community in the areas of race relations among youth, cardiovascular disease education and pediatric asthma education | 100,000.00 | 0.00 | 100,000.00 | 0.00 | 0.00 | 0.00 |

THE ROCKEFELLER FOUNDATION
Identification Number 13-1659629
GRANTS AND EXPENDITURES REPORT

Statement #12
Page 55 of 302

| PROGRAM
COUNTRY
US STATE
Grantee Name(s) - Person(s) or Institution(s)
Purpose | UNEXPENDED
BALANCE
AS OF
01-Jan-2003 | APPROVED
IN 2003 | NET
EXPENDITURES
AS OF
Dec-2003 | LAPSES
(incl. cancels
& recs) | REVERSIONS
(incl. cancels
& recs) | UNEXPENDED
BALANCE
AS OF
Dec-2003 |
|--|---|---------------------|--|-------------------------------------|---|--|
| ===== | ===== | ===== | ===== | ===== | ===== | ===== |
| ASSETS & CAPACITIES | | | | | | |
| UNITED STATES | | | | | | |
| ILLINOIS | | | | | | |
| Northwestern University
633 Clark Street
Evanston, Illinois 60208 | | | | | | |
| toward the costs of travel for three individuals from developing countries to participate in the conference, "The Social Consequences of Rumor and Legend," to be held at the Bellagio Study and Conference Center, Italy, April 2003 | 0.00 | 3,300.00 | 3,300.00 | 0.00 | 0.00 | 0.00 |
| KENTUCKY | | | | | | |
| Center for Rural Strategies
46 East Main Street
Whitesburg, Kentucky 41858 | | | | | | |
| toward the costs of travel for seven individuals from developing countries to participate in the conference, "International Rural Strategies Alliance," to be held at the Bellagio Study and Conference Center, Italy, November 2003 | 0.00 | 8,926.00 | 8,926.00 | 0.00 | 0.00 | 0.00 |
| MASSACHUSETTS | | | | | | |
| Daniel B Carr
New England Medical Center
Department of Anesthesia
750 Washington Street
Boston, Massachusetts 02111 | | | | | | |
| toward the costs of travel for two individuals from developing countries to participate in the conference, "Narrative, Pain and Suffering," to be held at the Bellagio Study and Conference Center, Italy, October 2003 | 0.00 | 2,600.00 | 2,442.52 | 0.00 | 0.00 | 157.48 |
| Freelance Players, Inc , dba Urban Improv
8 St John Street
Jamaica Plain, Massachusetts 02130 | | | | | | |
| for general support of its theater-based violence-prevention programs for students in Boston area public schools | 0.00 | 50,000.00 | 50,000.00 | 0.00 | 0.00 | 0.00 |
| Harvard University
Massachusetts Hall
Cambridge, Massachusetts 02138 | | | | | | |
| for use by its John F. Kennedy School of Government toward the costs of four workshops on business risks and appropriate responses in connection with the HIV/AIDS epidemic in sub-Saharan Africa and Asia | 0.00 | 50,000.00 | 50,000.00 | 0.00 | 0.00 | 0.00 |
| In support of a Global Equity Initiative aimed at increasing global funding to reduce inequities, and to strengthening the impact of global philanthropy on inequality, poverty and human insecurity worldwide | 0.00 | 2,225,000.00 | 2,225,000.00 | 0.00 | 0.00 | 0.00 |
| toward the cost of travel for nine individuals from developing countries to participate in the team residency, "Women in Informal Employment Globalizing and Organizing Steering Committee Meeting," to be held at the Bellagio Study and Conference Center, July 2002 | 0.00 | 0.00 | -6,207.45 | 6,207.45 | 0.00 | 0.00 |

THE ROCKEFELLER FOUNDATION
Identification Number 13-1659629
GRANTS AND EXPENDITURES REPORT

Statement #12
Page 56 of 302

| PROGRAM
COUNTRY
US STATE
Grantee Name(s) - Person(s) or Institution(s)
Purpose | UNEXPENDED
BALANCE
AS OF
01-Jan-2003 | APPROVED
IN 2003 | NET
EXPENDITURES
AS OF
Dec-2003 | LAPSES
(incl. canc
& recens)
IN 2003 | REVERSIONS
(incl. canc
& recens)
IN 2003 | UNEXPENDED
BALANCE
AS OF
Dec-2003 |
|---|---|---------------------|--|---|---|--|
| ===== | ===== | ===== | ===== | ===== | ===== | ===== |
| ASSETS & CAPACITIES | | | | | | |
| UNITED STATES | | | | | | |
| MICHIGAN | | | | | | |
| Ruth Simmons
University of Michigan
Dept of Health Behavior and Health Education
School of Public Health
1420 Washington Heights
Ann Arbor, Michigan 48109-2029 | | | | | | |
| toward the costs of travel for 11 individuals from developing countries to participate in the conference, "From Pilot Projects to Policies and Programs: Strategies for Scaling Up Innovations in Health Service Delivery," to be held at the Bellagio Study and Conference Center, Italy, March and April 2003 | 0.00 | 25,000.00 | 19,990.69 | 0.00 | 5,009.31 | 0.00 |
| MINNESOTA | | | | | | |
| The Center for Victims of Torture
717 East River Road
Minneapolis, Minnesota 55455 | | | | | | |
| toward the costs of travel for 14 individuals from developing countries to participate in the conference, "Planning Session for New Tactics in Human Rights," to be held at the Bellagio Study and Conference Center, Italy, December 2003 | 0.00 | 14,101.00 | 14,101.00 | 0.00 | 0.00 | 0.00 |
| NEW JERSEY | | | | | | |
| Communication for Social Change Consortium
14 South Orange Avenue, Suite 2 F
South Orange, New Jersey 07079 | | | | | | |
| for general support of its mission to increase the capacity of communication specialists, development workers, aid agencies, nonprofit organizations and communities to use communication for social change concepts in order to improve the lives of those who have been long excluded | 0.00 | 4,250,000.00 | 1,300,000.00 | 0.00 | 0.00 | 2,950,000.00 |
| Rutgers University
83 Somerset Street
New Brunswick, New Jersey 08901 | | | | | | |
| toward the costs of travel for seven individuals from developing countries to participate in the conference, "Federalism and Subnational Constitutions: Design and Reform," to be held at the Bellagio Study and Conference Center, Italy, March 2004 | 0.00 | 7,732.00 | 7,732.00 | 0.00 | 0.00 | 0.00 |
| NEW YORK | | | | | | |
| Advocates for Children of New York, Inc
151 West 30th Street, Fifth Floor
New York, New York 10001 | | | | | | |
| In support of its Equity Monitoring Project for Immigrant and Refugee Education, designed to increase the engagement of Immigrant parents in their children's education through school monitoring and advocacy, with the aim of elevating both the concerns of immigrant students and the accountability of local schools, school systems and government agencies | 165,000.00 | 0.00 | 165,000.00 | 0.00 | 0.00 | 0.00 |



THE ROCKEFELLER FOUNDATION
Identification Number 13-1659629
GRANTS AND EXPENDITURES REPORT

Statement #12
Page 57 of 302

| PROGRAM
COUNTRY
US STATE
Grantee Name(s) - Person(s) or Institution(s)
Purpose | UNEXPENDED
BALANCE
AS OF
01-Jan-2003 | APPROVED
IN 2003 | NET
EXPENDITURES
AS OF
Dec-2003 | LAPSES
(incl. canc
& recens)
IN 2003 | REVERSIONS
(incl. canc
& recens)
IN 2003 | UNEXPENDED
BALANCE
AS OF
Dec-2003 |
|---|---|---------------------|--|---|---|--|
| ===== | ===== | ===== | ===== | ===== | ===== | ===== |
| ASSETS & CAPACITIES | | | | | | |
| UNITED STATES | | | | | | |
| NEW YORK | | | | | | |
| Advocates for Children of New York, Inc
In support of its Equity Monitoring Project for Immigrant and Refugee Education, designed to increase the engagement of immigrant parents in their children's education through school monitoring and advocacy | 0.00 | 100,000.00 | 0.00 | 0.00 | 0.00 | 100,000.00 |
| Amencan Sufi Muslim Association
175 East 96th Street, Suite 21T
New York, New York 10128
toward the costs of launching the Cordoba Dialogues, an interfaith effort to heal the relationship between Islam and America, increase communication and tolerance and stimulate fresh, new approaches to achieving peace | 0.00 | 50,000.00 | 50,000.00 | 0.00 | 0.00 | 0.00 |
| Asociación Tepeyac de New York
251 West 14th Street
New York, New York 10011
to support efforts to strengthen its internal operating capacity, in order to enhance its ability to meet the needs of the Mexican immigrant population in New York City | 0.00 | 100,000.00 | 0.00 | 0.00 | 0.00 | 100,000.00 |
| Caryl Phillips
Barnard College
Dept of English
3009 Broadway
New York, New York 10027
toward the costs of travel for two individuals from the Caribbean to participate in the conference, "The Caribbean in New York and Paris," to be held at the Bellagio Study and Conference Center, August 2003 | 0.00 | 3,200.00 | 0.00 | 0.00 | 0.00 | 3,200.00 |
| Casa Mexico Inc
145 East 116th Street, 4th Floor
New York, New York 10029
in general support of its mission to provide education and advocacy assistance to the Mexican community in New York City | 0.00 | 50,000.00 | 0.00 | 0.00 | 0.00 | 50,000.00 |
| Cold Spring Harbor Laboratory
One Bungtown Road
Cold Spring Harbor, New York 11724
toward the costs of an exhibition at the New York Public Library entitled, "Seeking the Secret of Life: DNA in NY" | 0.00 | 25,000.00 | 25,000.00 | 0.00 | 0.00 | 0.00 |
| Coro Eastern Center, Inc
42 Broadway, 18th Floor
New York, New York 10004
to support its New American Leaders project, which will recruit and train existing leaders so that they may develop skills to build their organizations' participation in New York City civic processes | 200,000.00 | 0.00 | 100,000.00 | 0.00 | 0.00 | 100,000.00 |

Statement #12
Page 58 of 302

| PROGRAM
COUNTRY
US STATE
Grantee Name(s) - Person(s) or Institution(s)
Purpose | UNEXPENDED
BALANCE
AS OF
01-Jan-2003 | APPROVED
IN 2003 | NET
EXPENDITURES
AS OF
Dec-2003 | LAPSES
(incl. canc
& recens)
IN 2003 | REVERSIONS
(incl. canc
& recens)
IN 2003 | UNEXPENDED
BALANCE
AS OF
Dec-2003 |
|---|---|---------------------|--|---|---|--|
| ASSETS & CAPACITIES | | | | | | |
| UNITED STATES | | | | | | |
| NEW YORK | | | | | | |
| Green Map System, Inc
157 Ludlow Street
New York, New York 10002 | | | | | | |
| toward the cost of travel for eight individuals from developing countries to participate in the conference, "Green Mapmakers Global Gathering," to be held at the Bellagio Study and Conference Center, December 2002 | 0.00 | 0.00 | -283.00 | 283.00 | 0.00 | 0.00 |
| Japan Center for International Exchange (U S A), Inc
274 Madison Avenue, Suite 1102
New York, New York 10016 | | | | | | |
| toward the costs of a research project on the role of private philanthropy in re-building United States-Japan relations following World War II | 25,000.00 | 0.00 | 0.00 | 0.00 | 0.00 | 25,000.00 |
| Long Island Educational Television Council, Inc
Channel 21 Drive
Post Office Box 21
Plainview, New York 11803 | | | | | | |
| toward the costs of distributing the "BBC World News" to public television stations in the United States | 0.00 | 100,000.00 | 50,000.00 | 0.00 | 0.00 | 50,000.00 |
| New York Community Trust
Two Park Avenue
New York, New York 10016-9385 | | | | | | |
| to support the Fund for New Citizens, a funders collaborative that builds the capacity of New York City's immigrant organizations to respond to special registration and other Federal immigration measures | 0.00 | 100,000.00 | 0.00 | 0.00 | 0.00 | 100,000.00 |
| New York Foundation
Empire State Building
350 Fifth Avenue
Room 2901
New York, New York 10118-2996 | | | | | | |
| to support its efforts to sustain immigrant-serving organizations in New York City | 0.00 | 200,000.00 | 0.00 | 0.00 | 0.00 | 200,000.00 |
| New York Regional Association of Grantmakers
505 Eighth Avenue, Suite 1805
New York, New York 10018-6505 | | | | | | |
| toward general support for the year 2003 | 0.00 | 15,500.00 | 15,500.00 | 0.00 | 0.00 | 0.00 |

THE ROCKEFELLER FOUNDATION
Identification Number 13-1659629
GRANTS AND EXPENDITURES REPORT

Statement #12
Page 59 of 302

| PROGRAM
COUNTRY
US STATE
Grantee Name(s) - Person(s) or Institution(s)
Purpose | UNEXPENDED
BALANCE
AS OF
01-Jan-2003 | APPROVED
IN 2003 | NET
EXPENDITURES
AS OF
Dec-2003 | LAPSES
(incl. cancels
& recens)
IN 2003 | REVERSIONS
(incl. cancels
& recens)
IN 2003 | UNEXPENDED
BALANCE
AS OF
Dec-2003 |
|--|---|---------------------|--|--|--|--|
| ===== | ===== | ===== | ===== | ===== | ===== | ===== |
| ASSETS & CAPACITIES | | | | | | |
| UNITED STATES | | | | | | |
| NEW YORK | | | | | | |
| New York University
70 Washington Square South
12th Floor
New York, New York 10012 | | | | | | |
| toward the costs of archival processing of John Brademas' Congressional papers, which will serve as the seed for the creation of the John Brademas Center for the Study of Congress | 0.00 | 25,000.00 | 25,000.00 | 0.00 | 0.00 | 0.00 |
| Rockefeller University
1230 York Avenue
New York, New York 10021-6399 | | | | | | |
| to cover operating costs associated with the preservation and continuing use of Foundation records deposited at the Rockefeller Archive Center | 0.00 | 844,456.00 | 844,456.00 | 0.00 | 0.00 | 0.00 |
| toward the costs of an event to mark the 50th anniversary of the discovery of the DNA double helix, to be held February 28, 2003 | 0.00 | 50,000.00 | 50,000.00 | 0.00 | 0.00 | 0.00 |
| Sound Portraits Productions, Inc
176 Grand Street, Third Floor
New York, New York 10013 | | | | | | |
| to support StoryKiosk, a pilot project of a new initiative, StoryCorps, aimed at instructing and inspiring citizens to record broadcast-quality audio interviews with family, friends and community members | 50,000.00 | 0.00 | 50,000.00 | 0.00 | 0.00 | 0.00 |
| State University of New York at Stony Brook
Stony Brook, New York 11794-1201 | | | | | | |
| toward the costs of travel for six individuals from Latin America to participate in the conference, "Trans/cultural Translators: Mediating Race, Indigeneity, Ethnicity in Four Nations," to be held at the Bellagio Study and Conference Center, Italy, August 2003 | 0.00 | 6,200.00 | 6,200.00 | 0.00 | 0.00 | 0.00 |
| The Foundation Center
79 Fifth Avenue
New York, New York 10003 | | | | | | |
| toward its general operating expenses during 2002-2004 | 100,000.00 | 0.00 | 100,000.00 | 0.00 | 0.00 | 0.00 |
| The New York Immigration Coalition
275 Seventh Avenue, Ninth Floor
New York, New York 10001 | | | | | | |
| to support Project Involve, an initiative aimed at educating immigrants in New York City about the possibilities and challenges of civic participation, and mobilizing them to become active players in their communities and the City at large | 200,000.00 | 0.00 | 200,000.00 | 0.00 | 0.00 | 0.00 |

THE ROCKEFELLER FOUNDATION
Identification Number 13-1659629
GRANTS AND EXPENDITURES REPORT

Statement #12
Page 60 of 302

| PROGRAM
COUNTRY
US STATE
Grantee Name(s) - Person(s) or Institution(s)
Purpose | UNEXPENDED
BALANCE
AS OF
01-Jan-2003 | APPROVED
IN 2003 | NET
EXPENDITURES
AS OF
Dec-2003 | LAPSES
(incl. canc
& recens)
IN 2003 | REVERSIONS
(incl. canc
& recens)
IN 2003 | UNEXPENDED
BALANCE
AS OF
Dec-2003 |
|---|---|---------------------|--|---|---|--|
| ===== | ===== | ===== | ===== | ===== | ===== | ===== |
| ASSETS & CAPACITIES | | | | | | |
| UNITED STATES | | | | | | |
| NEW YORK | | | | | | |
| The Synergos Institute, Inc.
9 East 69th Street
New York, New York 10021-4905 | | | | | | |
| In general support of its mission to develop effective, sustainable and locally-rooted solutions to poverty in developing countries | 0.00 | 68,500.00 | 0.00 | 0.00 | 0.00 | 68,500.00 |
|
 | | | | | | |
| Virtue Foundation
1040 First Avenue
Suite 116
New York, New York 10022 | | | | | | |
| toward the costs of a symposium to commemorate the worldwide compassionate response toward the United States following the tragic events of September 11, 2001 | 0.00 | 50,000.00 | 50,000.00 | 0.00 | 0.00 | 0.00 |
|
 | | | | | | |
| NORTH CAROLINA | | | | | | |
| Bennett College
900 East Washington Street
Greensboro, North Carolina 27401 | | | | | | |
| to strengthen its ability to train young women of color in journalism and communication skills | 0.00 | 25,000.00 | 25,000.00 | 0.00 | 0.00 | 0.00 |
|
 | | | | | | |
| PENNSYLVANIA | | | | | | |
| Tukufu Zuberi
African Census Analysis Project
Population Studies Center
University of Pennsylvania
3718 Locust Walk
Philadelphia, Pennsylvania 19104-6298 | | | | | | |
| to supplement an earlier grant for the costs of simultaneous translation for the team residency, "Demography and Health in Africa," held at the Bellagio Study and Conference Center, Italy, December 2002 | 0.00 | 2,238.00 | 2,237.04 | 0.00 | 0.96 | 0.00 |
|
 | | | | | | |
| toward the cost of simultaneous translation for the team residency, "Demography and Health in Africa," held at the Bellagio Study and Conference Center, December 2002 | -2,237.04 | 0.00 | -2,237.04 | 0.00 | 0.00 | 0.00 |
|
 | | | | | | |
| University of Pennsylvania
Philadelphia, Pennsylvania 19104-6380 | | | | | | |
| toward the cost of travel for 16 individuals from Africa to participate in the team residency, "Demography and Health in Africa," to be held at the Bellagio Study and Conference Center, December 2002 | 0.00 | 0.00 | -1,472.50 | 1,472.50 | 0.00 | 0.00 |

THE ROCKEFELLER FOUNDATION
Identification Number 13-1659629
GRANTS AND EXPENDITURES REPORT

Statement #12
Page 61 of 302

| PROGRAM
COUNTRY
US STATE
Grantee Name(s) - Person(s) or Institution(s)
Purpose | UNEXPENDED
BALANCE
AS OF
01-Jan-2003 | APPROVED
IN 2003 | NET
EXPENDITURES
AS OF
Dec-2003 | LAPSES
(incl. cancels
& recens)
IN 2003 | REVERSIONS
(incl. cancels
& recens)
IN 2003 | UNEXPENDED
BALANCE
AS OF
Dec-2003 |
|--|---|---------------------|--|--|--|--|
| ===== | ===== | ===== | ===== | ===== | ===== | ===== |
| ASSETS & CAPACITIES | | | | | | |
| UNITED STATES | | | | | | |
| UTAH | | | | | | |
| University of Utah | | | | | | |
| 201 South President's Circle | | | | | | |
| Room 203 | | | | | | |
| Salt Lake City, Utah 84112 | | | | | | |
| toward the cost of travel for six individuals from developing countries to participate in the team residency,
"Middle Eastern Islam from Afar: South/Southeast Asian and African Perspectives," to be held at the Bellagio
Study and Conference Center, February and March 2003 | 0.00 | 0.00 | -1,091.92 | 1,091.92 | 0.00 | 0.00 |
| GENERAL - FOUNDATION ADMINISTERED PROJECTS | | | | | | |
| for a series of consultancies to assist in the integration of program learning and evaluation mechanisms into the
Foundation's areas of work | 0.00 | 75,000.00 | 59,789.34 | 0.00 | 0.00 | 15,210.66 |
| for a series of consultancies to assist in the integration of program learning and evaluation mechanisms into the
Foundation's areas of work | 0.00 | 75,000.00 | 43,282.76 | 0.00 | 0.00 | 31,717.24 |
| for a series of consultancies to assist in the integration of program learning and evaluation mechanisms into the
Foundation's areas of work | 0.00 | 25,000.00 | 0.00 | 0.00 | 0.00 | 25,000.00 |
| to apply frameworks for assessing the social impact of ProVenEx investments | 0.00 | 240,000.00 | 35,089.32 | 0.00 | 0.00 | 204,910.68 |
| to develop frameworks for measuring the social returns on ProVenEx investments | 154,118.00 | 0.00 | 147,059.96 | 0.00 | 0.00 | 7,058.04 |
| to explore the feasibility of establishing a non-profit entity separate from the Rockefeller Foundation to ensure
the long-term sustainability of the communication for social change work, and, if feasible, to develop a business
plan and mobilize resources to launch the entity | 0.00 | 150,000.00 | 144,133.08 | 0.00 | 0.00 | 5,866.92 |
| to facilitate the organization and establishment of an investment fund to provide capital and technical assistance
to small and medium-sized agribusiness companies serving small and medium-sized farmers in eastern and
southern Africa | 0.00 | 250,000.00 | 48,897.17 | 0.00 | 0.00 | 201,102.83 |
| to support an assessment of existing communication infrastructure in the focus countries of the Foundation's
North American Transnational Communities Initiative and an examination of communication challenges and
strategies used by organizations to assist transnational groups | 67,500.00 | 0.00 | 0.00 | 0.00 | 0.00 | 67,500.00 |

Statement #12
Page 62 of 302

| PROGRAM | UNEXPENDED | | NET | LAPSES | REVERSIONS | UNEXPENDED |
|---|-------------|--------------|--------------|-------------|-------------|------------|
| COUNTRY | BALANCE | | EXPENDITURES | (incl. canc | (incl. canc | BALANCE |
| US STATE | AS OF | | AS OF | & recens) | & recens) | AS OF |
| Grantee Name(s) - Person(s) or Institution(s) | 01-Jan-2003 | APPROVED | Dec-2003 | IN 2003 | IN 2003 | Dec-2003 |
| Purpose | | IN 2003 | | | | |
| ASSETS & CAPACITIES | | | | | | |
| GENERAL - FOUNDATION ADMINISTERED PROJECTS | | | | | | |
| Rockefeller Foundation Matching Gift Program | 67,972.77 | 2,000,000.00 | 1,822,695.48 | 0.00 | 0.00 | 245,277.29 |
| 100 BLACK MEN OF GREATER DETROIT, INC | | | 45,000.00 | | | |
| A SMALL COMPANY IN AMERICA (A S C I A) | | | 3,000.00 | | | |
| ABYSSINIAN DEVELOPMENT CORP | | | 750.00 | | | |
| ACTION AGAINST HUNGER USA | | | 450.00 | | | |
| ADIRONDACK COUNCIL, INC | | | 150.00 | | | |
| ADIRONDACK HISTORICAL ASSOCIATION | | | 1,500.00 | | | |
| AGRONOMIC SCIENCE FOUNDATION, INC | | | 300.00 | | | |
| AIDS PROJECT LOS ANGELES | | | 150.00 | | | |
| ALAMEDA COUNTY COMMUNITY FOOD BANK | | | 150.00 | | | |
| ALEXANDRIA FIRST PRESBYTERIAN CHURCH | | | 4,500.00 | | | |
| ALTERNATIVE LIVING FOR THE AGING | | | 750.00 | | | |
| ALZHEIMER'S DISEASE & RELATED DISORDERS ASSOC GREATER NJ | | | 75.00 | | | |
| ALZHEIMER'S DISEASE AND RELATED DISORDERS ASSOCIATION | | | 150.00 | | | |
| AMERICA'S SECOND HARVEST | | | 225.00 | | | |
| AMERICAN ACADEMY OF ARTS & SCIENCES | | | 2,250.00 | | | |
| AMERICAN CANCER SOCIETY | | | 945.00 | | | |
| AMERICAN CANCER SOCIETY, INC | | | 75.00 | | | |
| AMERICAN CIVIL LIBERTIES UNION NEW JERSEY FOUNDATION | | | 375.00 | | | |
| AMERICAN DIABETES ASSOCIATION | | | 750.00 | | | |
| AMERICAN FRIENDS OF THE BRITISH MUSEUM, INC | | | 300.00 | | | |
| AMERICAN FRIENDS OF THE EPISCOPAL DIOCESE OF JERUSALEM | | | 300.00 | | | |
| AMERICAN FUND FOR CHARITIES | | | 750.00 | | | |
| AMERICAN HEALTH ASSISTANCE FOUNDATION | | | 150.00 | | | |
| AMERICAN HEART ASSOCIATION | | | 60.00 | | | |
| AMERICAN HUMANE ASSOCIATION | | | 300.00 | | | |
| AMERICAN LUNG ASSOCIATION OF NEW YORK | | | 90.00 | | | |
| AMERICAN MUSEUM OF NATURAL HISTORY | | | 337.50 | | | |
| AMERICAN SOCIETY FOR THE PREVENTION CRUELTY TO ANIMALS OF | | | 300.00 | | | |
| AMERICAN SOCIETY OF THE MOST VENERABLE ORDER OF HOSP OF ST JOHN | | | 3,000.00 | | | |
| AMERICAN UNIVERSITY | | | 975.00 | | | |
| AMERICANS FOR OXFORD INC | | | 7,500.00 | | | |
| AMERICANS FOR OXFORD, INC | | | 4,500.00 | | | |
| AMNESTY INTERNATIONAL USA, INC | | | 1,605.00 | | | |
| AMNESTY INTERNATIONAL, USA | | | 75.00 | | | |
| AN URBAN ALTERNATIVE OF NEW YORK | | | 15,000.00 | | | |
| AN URBAN ALTERNATIVE OF NY, INC | | | 46,500.00 | | | |

THE ROCKEFELLER FOUNDATION
Identification Number 13-1659629
GRANTS AND EXPENDITURES REPORT

Statement #12
Page 63 of 302

| PROGRAM
COUNTRY
US STATE
Grantee Name(s) - Person(s) or Institution(s)
Purpose | UNEXPENDED
BALANCE
AS OF
01-Jan-2003 | APPROVED
IN 2003 | NET
EXPENDITURES
AS OF
Dec-2003 | LAPSES
(incl. cancels
& recensions)
IN 2003 | REVERSIONS
(incl. cancels
& recensions)
IN 2003 | UNEXPENDED
BALANCE
AS OF
Dec-2003 |
|--|---|---------------------|--|--|--|--|
| APPALACHIAN MOUNTAIN CLUB | | | 1,500 00 | | | |
| ARCHDIOCESE OF NEW YORK | | | 300 00 | | | |
| ARMAND BAYOU NATURE CENTER, INC | | | 300 00 | | | |
| ARTHRITIS FOUNDATION | | | 225 00 | | | |
| ASIA RICE FOUNDATION - USA, INC | | | 3,000 00 | | | |
| ASIA SOCIETY | | | 1,500.00 | | | |
| ASSOCIATED ALUMNAE OF THE SACRED HEART | | | 375 00 | | | |
| ASSOCIATION FOR DEVELOPMENT OF DRAMATIC ARTS, INC | | | 1,500 00 | | | |
| ASSOCIATION OF GRADUATES OF THE UNITED STATES MILITARY ACADEMY | | | 750 00 | | | |
| ATLANTA CHILDREN'S SHELTER INC | | | 1,500 00 | | | |
| AUTOMOTIVE HALL OF FAME | | | 3,750 00 | | | |
| AVON PRODUCTS FOUNDATION, INC | | | 375 00 | | | |
| BALKANS YOUTH LINK | | | 21,000 00 | | | |
| BALLET TECH FOUNDATION, INC | | | 375 00 | | | |
| BALM IN GILEAD, INC | | | 900 00 | | | |
| BANANAS, INC | | | 450 00 | | | |
| BANG ON A CAN | | | 300 00 | | | |
| BAYKIDS | | | 2,328 00 | | | |
| BECK MEMORIAL PRESBYTERIAN CHURCH | | | 1,500.00 | | | |
| BENNETT COLLEGE | | | 6,900 00 | | | |
| BERGEN COMMUNITY BLOOD SERVICES FOUNDATION | | | 75 00 | | | |
| BERT KING FOUNDATION | | | 15,000 00 | | | |
| BETH ISRAEL DEACONESS MEDICAL CENTER | | | 3,000 00 | | | |
| BIDE-A-WEE HOME ASSOCIATION | | | 150 00 | | | |
| BIG APPLE INSTITUTE, INC. | | | 7,500 00 | | | |
| BOARD OF TRUSTEES OF THE LELAND STANFORD JR UNIVERSITY | | | 4,500 00 | | | |
| BOSTON COLLEGE | | | 750 00 | | | |
| BOYS CHOIR OF HARLEM, INC | | | 750 00 | | | |
| BOYS SCOUTS OF AMERICA | | | 375 00 | | | |
| BRAZIL FOUNDATION | | | 300.00 | | | |
| BRAZILIAN RAINBOW GROUP, INC | | | 600 00 | | | |
| BREAD FOR THE WORLD INSTITUTE | | | 75 00 | | | |
| BREARLEY SCHOOL | | | 3,000 00 | | | |
| BRIGHAM AND WOMEN'S HOSPITAL | | | 300 00 | | | |
| BROOKLYN ACADEMY OF MUSIC | | | 3,750 00 | | | |
| BROOKLYN BOTANIC GARDEN CORP | | | 285 00 | | | |
| BROOKLYN CONSERVATORY OF MUSIC | | | 525.00 | | | |
| BROWN UNIVERSITY | | | 3,000 00 | | | |
| BRYN MAWR COLLEGE | | | 49,951 23 | | | |
| CAMBRIDGE IN AMERICA | | | 1,605.00 | | | |
| CANAVAN RESEARCH FOUNDATION INC | | | 0 00 | | | |

THE ROCKEFELLER FOUNDATION
Identification Number 13-1659629
GRANTS AND EXPENDITURES REPORT

Statement #12
Page 64 of 302

| PROGRAM
COUNTRY
US STATE
Grantee Name(s) - Person(s) or Institution(s)
Purpose | UNEXPENDED
BALANCE
AS OF
01-Jan-2003 | APPROVED
IN 2003 | NET
EXPENDITURES
AS OF
Dec-2003 | LAPSES
(incl. canc
& recens)
IN 2003 | REVERSIONS
(incl. canc
& recens)
IN 2003 | UNEXPENDED
BALANCE
AS OF
Dec-2003 |
|--|---|---------------------|--|---|---|--|
| CARE | | | 450 00 | | | |
| CAREER TRANSITION FOR DANCERS INC | | | 375 00 | | | |
| CATHOLIC NEAR EAST WELFARE ASSOCIATION | | | 450 00 | | | |
| CENTER FOR CUBAN STUDIES | | | 6,000 00 | | | |
| CENTER FOR GENDER EQUALITY | | | 1,500 00 | | | |
| CENTER FOR HOPE, INC | | | 150 00 | | | |
| CENTER FOR RESOURCE ECONOMICS | | | 7,500 00 | | | |
| CENTER ON BUDGET AND POLICY PRIORITIES | | | 3,000 00 | | | |
| CENTRAL PARK CONSERVANCY | | | 300 00 | | | |
| CENTRAL STATE UNIVERSITY FOUNDATION | | | 9,000 00 | | | |
| CENTRAL VALLEY CENTER FOR THE ARTS INC | | | 3,750 00 | | | |
| CHAMBER MUSIC SOCIETY OF LINCOLN CENTER | | | 16,500 00 | | | |
| CHARITABLE AND EDUCATION TRUST OF THE GRAND LODGE OF PA | | | 750 00 | | | |
| CHARLES H WRIGHT ACADEMY | | | 1,500 00 | | | |
| CHESS FOR SUCCESS | | | 75 00 | | | |
| CHILDCARE PROJECT, INC | | | 300 00 | | | |
| CHILDHOOD ANXIETY NETWORK, INC | | | 300 00 | | | |
| CHILDREN INTERNATIONAL | | | 1,305 00 | | | |
| CHILDREN'S DEFENSE FUND | | | 1,500 00 | | | |
| CHILDREN'S HOSPITAL FOUNDATION | | | 1,200 00 | | | |
| CHILDREN'S MUSEUM CORP | | | 17,850 00 | | | |
| CHILDREN'S MUSEUM OF LOS ANGELES | | | 750 00 | | | |
| CHILDREN'S MUSEUM OF THE EAST END | | | 75,000 00 | | | |
| CHINA BUDDHIST ASSOCIATION | | | 90 00 | | | |
| CHINESE COMMUNITY CENTER OF THE CAPITAL DISTRICT OF NEW YORK | | | 7,500 00 | | | |
| CHORAL ARTS SOCIETY, INC | | | 300 00 | | | |
| CHRIST CHURCH BRONXVILLE | | | 4,500 00 | | | |
| CHRISTIAN CHILDREN'S FUND | | | 2,250 00 | | | |
| CHRISTIAN FOUNDATION FOR CHILDREN AND AGING | | | 180 00 | | | |
| CHURCH OF ST GABRIEL | | | 1,320 00 | | | |
| CHURCH OF ST LUKE IN THE FIELDS | | | 4,800 00 | | | |
| CHURCH OF THE EPIPHANY | | | 390 00 | | | |
| CHURCH OF THE INTERCESSION | | | 25,392 00 | | | |
| CHURCH WORLD SERVICE, INC | | | 300 00 | | | |
| CIRCLE FOUNDATION | | | 30,000 00 | | | |
| CITIES AT PEACE | | | 3,000 00 | | | |
| CITIZENS' COMMITTEE FOR CHILDREN OF NEW YORK | | | 675 00 | | | |
| CITY HARVEST, INC. | | | 2,700.00 | | | |
| CITY LIMITS COMMUNITY INFORMATION SERVICE, INC | | | 300 00 | | | |
| CITY OF PIEDMONT | | | 900.00 | | | |
| CITYMEALS-ON-WHEELS | | | 300.00 | | | |

THE ROCKEFELLER FOUNDATION
Identification Number 13-1659629
GRANTS AND EXPENDITURES REPORT

Statement #12
Page 65 of 302

| PROGRAM
COUNTRY
US STATE
Grantee Name(s) - Person(s) or Institution(s)
Purpose | UNEXPENDED
BALANCE
AS OF
01-Jan-2003 | APPROVED
IN 2003 | NET
EXPENDITURES
AS OF
Dec-2003 | LAPSES
(incl. cancels
& recensions)
IN 2003 | REVERSIONS
(incl. cancels
& recensions)
IN 2003 | UNEXPENDED
BALANCE
AS OF
Dec-2003 |
|--|---|---------------------|--|--|--|--|
| CLAREMONT ASSOCIATION | | | 195 00 | | | |
| CLEAN WATER FUND | | | 750 00 | | | |
| COALITION ON HOMELESSNESS | | | 150 00 | | | |
| COLGATE UNIVERSITY | | | 1,200 00 | | | |
| COLLEGIATE SCHOOL | | | 1,500 00 | | | |
| COLONIAL WILLIAMSBURG FOUNDATION | | | 900 00 | | | |
| COMMUNICATIONS CONSORTIUM MEDIA CENTER | | | 45,000 00 | | | |
| COMMUNITY BLOOD SERVICES | | | 75 00 | | | |
| COMMUNITY FUNDS, INC | | | 1,500 00 | | | |
| COMMUNITY OF THE HOLY SPIRIT | | | 600 00 | | | |
| CONNECTICUT HUMANE SOCIETY | | | 300 00 | | | |
| CONNECTICUT PUBLIC BROADCASTING, INC | | | 600.00 | | | |
| CORNELL UNIVERSITY | | | 6,000 00 | | | |
| CORPORATION OF YADDO | | | 30,300 00 | | | |
| COUNCIL ON FOREIGN RELATIONS | | | 3,750 00 | | | |
| COVENANT HOUSE | | | 450 00 | | | |
| CRANBROOK EDUCATIONAL COMMUNITY | | | 5,250 00 | | | |
| CRITICAL IMAGES, INC | | | 3,000 00 | | | |
| CUBAN ARTISTS FUND, INC | | | 300 00 | | | |
| CYPRESS HILLS LOCAL DEVELOPMENT CORP | | | 300 00 | | | |
| DANA FARBER CANCER INSTITUTE | | | 750 00 | | | |
| DANA FARBER CANCER INSTITUTE, INC | | | 3,150 00 | | | |
| DARIEN EMERGENCY MEDICAL SERVICES | | | 150 00 | | | |
| DARIEN UNITED WAY & COMMUNITY COUNCIL, INC | | | 1,500 00 | | | |
| DETROIT EDUCATIONAL TELEVISION FOUNDATION | | | 2,100 00 | | | |
| DETROIT OMEGA FOUNDATION, INC | | | 375 00 | | | |
| DETROIT-WINDSOR DANCE ACADEMY | | | 1,500 00 | | | |
| DIOCESE OF ROCKVILLE CENTRE | | | 3,660 00 | | | |
| DISABLED AMERICAN VETERANS | | | 75 00 | | | |
| DOCTORS WITHOUT BORDERS USA, INC | | | 75 00 | | | |
| DONALD DANFORTH PLANT SCIENCE CENTER | | | 900.00 | | | |
| DUKE UNIVERSITY | | | 21,372.75 | | | |
| EARTH SHARE | | | 18 00 | | | |
| EARTHJUSTICE | | | 2,325 00 | | | |
| EAST BAY ZOOLOGICAL SOCIETY | | | 300 00 | | | |
| EAST HARLEM TUTORIAL PROGRAM | | | 675 00 | | | |
| EAST LYNNE COMPANY | | | 6,000 00 | | | |
| EDUCATIONAL BROADCASTING CORP | | | 150 00 | | | |
| EDUCATIONAL BROADCASTING CORPORATION | | | 2,400 00 | | | |
| EDUCATIONAL BROADCASTING CORPORATION (THIRTEEN) | | | 1,950 00 | | | |
| ELECTRONIC FRONTIER FOUNDATION | | | 1,500.00 | | | |

THE ROCKEFELLER FOUNDATION
Identification Number 13-1659629
GRANTS AND EXPENDITURES REPORT

Statement #12
Page 66 of 302

| PROGRAM
COUNTRY
US STATE
Grantee Name(s) - Person(s) or Institution(s)
Purpose | UNEXPENDED
BALANCE
AS OF
01-Jan-2003 | APPROVED
IN 2003 | NET
EXPENDITURES
AS OF
Dec-2003 | LAPSES
(incl. canc
& recens)
IN 2003 | REVERSIONS
(incl. canc
& recens)
IN 2003 | UNEXPENDED
BALANCE
AS OF
Dec-2003 |
|--|---|---------------------|--|---|---|--|
| ELECTRONIC PRIVACY INFORMATION CENTER | | | 1,500 00 | | | |
| ELIZABETH MASZIA CHILDCARE CENTER | | | 300 00 | | | |
| ENSEMBLE STUDIO THEATRE, INC | | | 12,000 00 | | | |
| ENVIRONMENTAL WORKING GROUP | | | 2,250 00 | | | |
| EPISCOPAL CHARITIES OF THE DIOCESE OF NEW YORK | | | 450 00 | | | |
| EPISCOPAL DIVINITY SCHOOL | | | 1,500 00 | | | |
| FEMINIST PRESS | | | 900 00 | | | |
| FEMINIST PRESS, INC | | | 300 00 | | | |
| FINCA INTERNATIONAL, INC | | | 225 00 | | | |
| FIRST BAPTIST CHURCH OF SOUTH ORANGE | | | 9,000 00 | | | |
| FIRST CONGREGATIONAL CHURCH OF NORWALK | | | 15,780 00 | | | |
| FIRST EVANGELICAL FREE CHURCH | | | 600 00 | | | |
| FIRST PRESBYTERIAN CHURCH OF BERKELEY | | | 19,692 00 | | | |
| FJC | | | 12,750.00 | | | |
| FLORENCE IMMIGRANT & REFUGEE RIGHTS PROJECT, INC | | | 300 00 | | | |
| FOOD FOR THE POOR, INC | | | 300 00 | | | |
| FORDHAM UNIVERSITY | | | 300 00 | | | |
| FORT HAMILTON HIGH SCHOOL | | | 1,230 00 | | | |
| FOUNDATION FOR END-OF-LIFE CARE INC | | | 300 00 | | | |
| FOUNDATION FOR HEALTH ENHANCEMENT OF RUSSIAN ORPHANS | | | 75 00 | | | |
| FRAMELINE, INC | | | 900 00 | | | |
| FRESH AIR FUND | | | 525 00 | | | |
| FRIENDS OF CAMDEN ANIMAL SHELTER | | | 300 00 | | | |
| FRIENDS SEMINARY | | | 300 00 | | | |
| FUND FOR PUBLIC SCHOOLS, INC | | | 13,500 00 | | | |
| FUNDERS CONCERNED ABOUT AIDS | | | 225.00 | | | |
| GAY MEN'S HEALTH CRISIS | | | 300 00 | | | |
| GAY MEN'S HEALTH CRISIS, INC | | | 0 00 | | | |
| GENERAL THEOLOGICAL SEMINARY | | | 8,250 00 | | | |
| GEORGE BALANCHINE FOUNDATION | | | 600 00 | | | |
| GEORGETOWN DAY SCHOOL | | | 1,500 00 | | | |
| GEORGETOWN UNIVERSITY | | | 1,500 00 | | | |
| GETTYSBURG COLLEGE | | | 150 00 | | | |
| GLOBAL ACTION PROJECT, INC | | | 150.00 | | | |
| GLOBAL AIDS INTERFAITH ALLIANCE | | | 300 00 | | | |
| GLOBAL ENVIRONMENT & TRADE STUDY | | | 2,580 00 | | | |
| GLOBAL FUND FOR WOMEN | | | 3,300 00 | | | |
| GLOBAL KIDS INC | | | 750.00 | | | |
| GLOBAL KIDS, INC | | | 750.00 | | | |
| GOD'S LOVE WE DELIVER, INC | | | 150 00 | | | |
| GRAND TRAVERSE REGIONAL LAND CONSERVANCY | | | 1,875.00 | | | |

THE ROCKEFELLER FOUNDATION
Identification Number 13-1659629
GRANTS AND EXPENDITURES REPORT

Statement #12
Page 67 of 302

| PROGRAM
COUNTRY
US STATE
Grantee Name(s) - Person(s) or Institution(s)
Purpose | UNEXPENDED
BALANCE
AS OF
01-Jan-2003 | APPROVED
IN 2003 | NET
EXPENDITURES
AS OF
Dec-2003 | LAPSES
(incl. canc
& recens)
IN 2003 | REVERSIONS
(incl. canc
& recens)
IN 2003 | UNEXPENDED
BALANCE
AS OF
Dec-2003 |
|--|---|---------------------|--|---|---|--|
| ===== | ===== | ===== | ===== | ===== | ===== | ===== |
| GRANITE STATE PUBLIC RADIO | | | 120 00 | | | |
| GREATER WASHINGTON EDUCATIONAL TELEVISION | | | 300 00 | | | |
| GREEN GUERRILLAS | | | 225 00 | | | |
| GREEN SPHERE INCORPORATED | | | 45,000 00 | | | |
| GROUP I ACTING COMPANY | | | 3,750 00 | | | |
| GROUP I ACTING COMPANY, INC | | | 22,500 00 | | | |
| GUITARS FOR LIFE | | | 1,500.00 | | | |
| HABITAT FOR HUMANITY INTERNATIONAL, INC | | | 1,200 00 | | | |
| HABITAT FOR HUMANITY PUTNAM COUNTY,NY | | | 300 00 | | | |
| HACKENSACK MEDICAL CENTER FOUNDATION | | | 75 00 | | | |
| HAITIAN EDUCATION AND LEADERSHIP PROGRAM | | | 300 00 | | | |
| HAITIAN EDUCATION AND LEADERSHIP PROGRAM (HELP) | | | 150 00 | | | |
| HAND PRINT WORKSHOP | | | 22,500 00 | | | |
| HARLEM CHURCHES FOR COMMUNITY IMPROVEMENT, INC | | | 3,750 00 | | | |
| HARLEM CONGREGATIONS FOR COMMUNITY IMPROVEMENT, INC | | | 675 00 | | | |
| HARLEM SCHOOL OF THE ARTS | | | 300 00 | | | |
| HARVARD UNIVERSITY | | | 450 00 | | | |
| HAVERFORD COLLEGE | | | 1,125 00 | | | |
| HEALING THE CHILDREN/MID-ATLANTIC CHAPTER | | | 600 00 | | | |
| HEIFER PROJECT INTERNATIONAL | | | 2,250.00 | | | |
| HEIFER PROJECT INTERNATIONAL, INC | | | 1,410 00 | | | |
| HELP HOSPITALIZED VETERANS | | | 75 00 | | | |
| HILLSBOROUGH CHINESE LANGUAGE SCHOOL, INC | | | 900 00 | | | |
| HISTORIC DEERFIELD, INC | | | 150 00 | | | |
| HOPALONG ANIMAL RESCUE | | | 300 00 | | | |
| HOSPICE OF NORTHERN VIRGINIA | | | 75.00 | | | |
| HOSPITAL FOR SPECIAL SURGERY FUND | | | 300 00 | | | |
| HOSPITAL RESEARCH AND EDUCATIONAL TRUST | | | 750 00 | | | |
| HOSPITALER BROTHERS OF ST JOHN OF GOD | | | 75 00 | | | |
| HOUSING WORKS, INC | | | 750 00 | | | |
| HUMAN NEEDS FOOD PANTRY | | | 600 00 | | | |
| HUMAN RIGHTS WATCH | | | 1,500 00 | | | |
| HUMANE SOCIETY OF THE U S | | | 465 00 | | | |
| HUMANITY IN ACTION INC | | | 750 00 | | | |
| HUNTINGTON COMMUNITY FIRST AID SQUAD | | | 75 00 | | | |
| IMMACULATE HEART HIGH SCHOOL | | | 1,500 00 | | | |
| INSIGHT MEDITATION SOCIETY, INC | | | 210 00 | | | |
| INTERFAITH CARE ALLIANCE | | | 90 00 | | | |
| INTERFAITH CENTER OF NEW YORK INC. | | | 1,500 00 | | | |
| INTERNATIONAL ORGANIZATION FOR ADOLESCENTS, INC | | | 10,500 00 | | | |
| INTERNATIONAL PARURESIS ASSOCIATION, INC. | | | 450 00 | | | |

THE ROCKEFELLER FOUNDATION
Identification Number 13-1659629
GRANTS AND EXPENDITURES REPORT

Statement #12
Page 68 of 302

| PROGRAM
COUNTRY
US STATE
Grantee Name(s) - Person(s) or Institution(s)
Purpose | UNEXPENDED
BALANCE
AS OF
01-Jan-2003 | APPROVED
IN 2003 | NET
EXPENDITURES
AS OF
Dec-2003 | LAPSES
(incl. canc
& recens)
IN 2003 | REVERSIONS
(incl. canc
& recens)
IN 2003 | UNEXPENDED
BALANCE
AS OF
Dec-2003 |
|--|---|---------------------|--|---|---|--|
| INTERNATIONAL WOMEN'S HEALTH COALITION | | | 1,125 00 | | | |
| JAMES MADISON HIGH SCHOOL ALUMNI ASSOCIATION | | | 75 00 | | | |
| JAMES MADISON HIGH SCHOOL ALUMNI ASSOCIATION, INC | | | 0 00 | | | |
| JEWISH ASSOCIATION FOR DEVELOPMENTAL DISABILITIES (J-ADD) | | | 150 00 | | | |
| JUBILEE BAPTIST CHURCH, INC | | | 2,580.00 | | | |
| JUNIOR LEAGUE OF THE CITY OF NEW YORK, INC | | | 375.00 | | | |
| JUVENILE DIABETES RESEARCH FOUNDATION INTERNATIONAL | | | 750 00 | | | |
| KENAN-FLAGLER BUSINESS SCHOOL FOUNDATION | | | 750 00 | | | |
| KENT PLACE SCHOOL | | | 750 00 | | | |
| KITTY CARETAKERS OF QUEENS | | | 300 00 | | | |
| KITTYKIND, INC | | | 75 00 | | | |
| KQED, INC | | | 750 00 | | | |
| LAKE CARMEL FIRE DEPARTMENT | | | 525 00 | | | |
| LANDMARK COLLEGE INC | | | 750 00 | | | |
| LAW ENFORCEMENT LEGAL DEFENSE FUND | | | 75 00 | | | |
| LAWRENCE UNIVERSITY OF WISCONSIN | | | 15,000 00 | | | |
| LEAGUE TO SAVE LAKE TAHOE | | | 225.00 | | | |
| LEGAL AID SOCIETY | | | 300 00 | | | |
| LELAND STANFORD JR UNIVERSITY | | | 3,000 00 | | | |
| LEUKEMIA & LYMPHOMA SOCIETY | | | 810 00 | | | |
| LEUKEMIA & LYMPHOMA SOCIETY INC | | | 30,825 00 | | | |
| LEUKEMIA AND LYMPHOMA SOCIETY, INC | | | 300 00 | | | |
| LISTEN, INC | | | 750 00 | | | |
| LONG ISLAND EDUCATIONAL TELEVISI ON COUNCIL, INC | | | 150 00 | | | |
| LONG ISLAND EDUCATIONAL TELEVISION COUNCIL, INC | | | 750 00 | | | |
| LOS ANGELES CONSERVANCY | | | 750 00 | | | |
| LOYOLA HIGH SCHOOL OF LOS ANGELES | | | 3,000 00 | | | |
| LOYOLA MARYMOUNT UNIVERSITY | | | 1,500.00 | | | |
| LSE CENTENNIAL FUND | | | 5,625 00 | | | |
| LUTHERAN HIGH SCHOOL ASSOCIATION OF SOUTH PUGET SOUND | | | 3,000 00 | | | |
| LYME HISTORICAL SOCIETY | | | 7,500 00 | | | |
| MARCH OF DIMES BIRTH DEFECTS NATIONAL FOUNDATION | | | 225 00 | | | |
| MARY HELP OF CHRISTIANS CHURCH | | | 75 00 | | | |
| MARYLAND PUBLIC BROADCASTING COMMISSION | | | 150 00 | | | |
| MARYMOUNT MANHATTAN COLLEGE | | | 750 00 | | | |
| MATERNITY CENTER ASSOCIATION | | | 1,500 00 | | | |
| MEMORIAL SLOAN-KETTERING CANCER CENTER | | | 150 00 | | | |
| MEN STOPPING VIOLENCE, INC | | | 1,500 00 | | | |
| METRO INTERNATIONAL PROGRAM SERVICES OF NEW YORK | | | 300.00 | | | |
| METROPOLITAN MUSEUM OF ART | | | 525.00 | | | |
| METROPOLITAN OPERA ASSOCIATION | | | 3,150.00 | | | |

THE ROCKEFELLER FOUNDATION
Identification Number 13-1659629
GRANTS AND EXPENDITURES REPORT

Statement #12
Page 69 of 302

| PROGRAM
COUNTRY
US STATE
Grantee Name(s) - Person(s) or Institution(s)
Purpose | UNEXPENDED
BALANCE
AS OF
01-Jan-2003 | APPROVED
IN 2003 | NET
EXPENDITURES
AS OF
Dec-2003 | LAPSES
(incl. cancels
& recensions)
IN 2003 | REVERSIONS
(incl. cancels
& recensions)
IN 2003 | UNEXPENDED
BALANCE
AS OF
Dec-2003 |
|--|---|---------------------|--|--|--|--|
| MEXICAN AMERICAN LEGAL DEFENSE AND EDUCATIONAL FUND | | | 60,750 00 | | | |
| MICHIGAN SIDS ALLIANCE, INC | | | 0 00 | | | |
| MILLINGTON BAPTIST CHURCH | | | 6,000 00 | | | |
| MONTCLAIR KIMBERLY ACADEMY FOUNDATION | | | 375 00 | | | |
| MONTCLAIR VOLUNTEER AMBULANCE UNIT | | | 300 00 | | | |
| MONTEREY BAY AQUARIUM FOUNDATION | | | 255 00 | | | |
| MONTEREY INSTITUTE OF INTERNATIONAL STUDIES | | | 90,000 00 | | | |
| MONTGOMERY HOSPICE SOCIETY | | | 300 00 | | | |
| MORAL RE-ARMAMENT, INC | | | 75 00 | | | |
| MOREHOUSE COLLEGE | | | 300 00 | | | |
| MORRIS BROWN COLLEGE | | | 3,000 00 | | | |
| MOTHERS AGAINST DRUNK DRIVING | | | 105 00 | | | |
| MOUNT HOLYOKE COLLEGE | | | 7,350 00 | | | |
| MOUNT MORIAH PENTECOSTAL CHURCH OF GOD, INC | | | 60 00 | | | |
| MOUNT SAINT MARY COLLEGE | | | 150 00 | | | |
| MULLER WORKS FOUNDATION | | | 300 00 | | | |
| MUSCULAR DYSTROPHY ASSOCIATION | | | 75 00 | | | |
| MUSE FILM AND TELEVISION, INC | | | 1,500 00 | | | |
| MUSEUM FOR AFRICAN ART | | | 375 00 | | | |
| MUSEUM OF FINE ARTS | | | 1,500 00 | | | |
| NAACP LEGAL DEFENSE AND EDUCATIONAL FUND, INC | | | 900 00 | | | |
| NATIONAL ACTION COUNCIL FOR MINORITIES IN ENGINEERING, INC | | | 2,250 00 | | | |
| NATIONAL ARBOR DAY FOUNDATION | | | 300 00 | | | |
| NATIONAL ASIA AMERICAN TELECOMMUNICATIONS ASSOCIATION | | | 750 00 | | | |
| NATIONAL ASSOCIATION FOR THE ADVANCEMENT OF COLORED PEOPLE | | | 300 00 | | | |
| NATIONAL COALITION TO ABOLISH THE DEATH PENALTY | | | 2,250 00 | | | |
| NATIONAL COMMITTEE FOR RESPONSIVE PHILANTHROPY | | | 150 00 | | | |
| NATIONAL COMMUNITY BUILDING NETWORK | | | 150 00 | | | |
| NATIONAL FEDERATION OF THE BLIND, INC | | | 60 00 | | | |
| NATIONAL FOUNDATION FOR CANCER RESEARCH | | | 60.00 | | | |
| NATIONAL LOW INCOME HOUSING COALITION | | | 300 00 | | | |
| NATIONAL TRUST FOR HISTORIC PRESERVATION | | | 825 00 | | | |
| NATIONAL URBAN LEAGUE, INC | | | 375 00 | | | |
| NATIONAL WILDLIFE FEDERATION | | | 588 00 | | | |
| NATURAL RESOURCES COUNCIL OF MAINE | | | 300 00 | | | |
| NATURAL RESOURCES DEFENSE COUNCIL, INC | | | 7,500 00 | | | |
| NATURE CONSERVANCY INC | | | 15,000 00 | | | |
| NATURE CONSERVANCY, INC. | | | 375 00 | | | |
| NEW CANAAN COUNTRY SCHOOL | | | 31,500 00 | | | |
| NEW FAIRFIELD UNITED METHODIST CHURCH | | | 19,050 00 | | | |
| NEW SCHOOL UNIVERSITY | | | 300 00 | | | |

THE ROCKEFELLER FOUNDATION
Identification Number 13-1659629
GRANTS AND EXPENDITURES REPORT

Statement #12
Page 70 of 302

| PROGRAM
COUNTRY
US STATE
Grantee Name(s) - Person(s) or Institution(s)
Purpose | UNEXPENDED
BALANCE
AS OF
01-Jan-2003 | APPROVED
IN 2003 | NET
EXPENDITURES
AS OF
Dec-2003 | LAPSES
(incl. canc
& recens)
IN 2003 | REVERSIONS
(incl. canc
& recens)
IN 2003 | UNEXPENDED
BALANCE
AS OF
Dec-2003 |
|--|---|---------------------|--|---|---|--|
| NEW YORK ASIAN WOMEN'S CENTER, INC | | | 300 00 | | | |
| NEW YORK BOTANICAL GARDEN | | | 870.00 | | | |
| NEW YORK FOUNDATION FOR THE ARTS, INC. | | | 1,500 00 | | | |
| NEW YORK LANDMARKS CONSERVANCY | | | 750 00 | | | |
| NEW YORK OUTRIGGER, INC | | | 4,500 00 | | | |
| NEW YORK PUBLIC LIBRARY ASTOR LENOX & TILDEN FOUNDATIONS | | | 900.00 | | | |
| NEW YORK PUBLIC LIBRARY ASTOR, LENOX & TILDEN FOUNDATION | | | 300.00 | | | |
| NEW YORK RESTORATION PROJECT | | | 150 00 | | | |
| NEW YORK ROAD RUNNERS FOUNDATION INC | | | 300 00 | | | |
| NEW YORK THEOLOGICAL SEMINARY | | | 300.00 | | | |
| NEW YORK UNIVERSITY | | | 525.00 | | | |
| NEW YORK WOMEN'S FOUNDATION | | | 4,500 00 | | | |
| NGINN KARET FOUNDATION FOR CAMBODIA | | | 570 00 | | | |
| NORTH SHORE ANIMAL LEAGUE, INC | | | 150 00 | | | |
| NOW LEGAL DEFENSE AND EDUCATION FUND | | | 675 00 | | | |
| ORANGUTAN FOUNDATION INTERNATIONAL | | | 120 00 | | | |
| ORDER OF ST BENEDICT IN PORTSMOUTH, R I | | | 30,000 00 | | | |
| ORPHEON, INC | | | 915.00 | | | |
| OSSABAW ISLAND FOUNDATION, INC | | | 1,500 00 | | | |
| OUR LADY OF ANGELS CHURCH | | | 3,000 00 | | | |
| OUR LADY OF PEACE CHURCH | | | 1,473 00 | | | |
| OXFAM AMERICA | | | 1,575 00 | | | |
| OXFAM AMERICA, INC | | | 750 00 | | | |
| PACIFIC LUTHERAN UNIVERSITY | | | 3,450 00 | | | |
| PARENT TEACHERS ASSOCIATION OF P S 40 MANHATTAN | | | 2,967 00 | | | |
| PARENTS OF PS 9, INC | | | 375 00 | | | |
| PARTNERS FOR SACRED PLACES, INC. | | | 300 00 | | | |
| PAX, INC | | | 750 00 | | | |
| PEAR TREE POINT SCHOOL FOUNDATION | | | 1,500 00 | | | |
| PEDIATRIC CANCER RESEARCH FOUNDATION | | | 150 00 | | | |
| PERFORMING ARTS CENTER FOUNDATION, INC | | | 600 00 | | | |
| PHILLIPS EXETER ACADEMY | | | 3,750 00 | | | |
| PHIPPS COMMUNITY DEVELOPMENT CORPORATION | | | 1,800 00 | | | |
| PLANNED PARENTHOOD FEDERATION OF AMERICA | | | 150 00 | | | |
| PLANNED PARENTHOOD FEDERATION OF AMERICA, INC | | | 525 00 | | | |
| PLANNED PARENTHOOD HUDSON PECONIC, INC | | | 975.00 | | | |
| PLOUGHSHARES FUND | | | 375 00 | | | |
| PLYMOUTH UNITED CHURCH OF CHRIST | | | 3,600 00 | | | |
| POINT COMMUNITY DEVELOPMENT CORP | | | 375 00 | | | |
| PRATT INSTITUTE | | | 300 00 | | | |
| PRESIDENT & TRUSTEES OF BATES COLLEGE | | | 88,998.00 | | | |

THE ROCKEFELLER FOUNDATION
Identification Number 13-1659629
GRANTS AND EXPENDITURES REPORT

Statement #12
Page 71 of 302

| PROGRAM
COUNTRY
US STATE
Grantee Name(s) - Person(s) or Institution(s)
Purpose | UNEXPENDED
BALANCE
AS OF
01-Jan-2003 | APPROVED
IN 2003 | NET
EXPENDITURES
AS OF
Dec-2003 | LAPSES
(incl. cancels
& recensions)
IN 2003 | REVERSIONS
(incl. cancels
& recensions)
IN 2003 | UNEXPENDED
BALANCE
AS OF
Dec-2003 |
|--|---|---------------------|--|--|--|--|
| PRINCETON REP COMPANY, INC | | | 60.00 | | | |
| PRO JOVEN (FOR YOUTH) | | | 900 00 | | | |
| PROGRAM FOR ART ON FILM, INC | | | 750 00 | | | |
| PROGRESS FOUNDATION | | | 2,850 00 | | | |
| PUBLIC CONVERSATIONS PROJECT, INC | | | 3,000 00 | | | |
| PUENTE LEARNING CENTER | | | 750 00 | | | |
| PUTNAM COUNTY HOME CARE COUNCIL, INC | | | 750 00 | | | |
| PUTNAM-NORTHERN WESTCHESTER WOMEN'S RESOURCE CENTER, INC | | | 4,500 00 | | | |
| QUEENS UNIVERSITY OF CHARLOTTE | | | 4,500 00 | | | |
| REBUILDING TOGETHER OAKLAND | | | 300 00 | | | |
| REGIS HIGH SCHOOL | | | 1,275 00 | | | |
| RESOURCE INSTITUTE FOR LOW ENTROPY SYSTEMS | | | 3,000 00 | | | |
| RHIZOME COMMUNICATIONS | | | 1,875 00 | | | |
| RHIZOME COMMUNICATIONS, INC | | | 750 00 | | | |
| RIGPA FELLOWSHIP | | | 135 00 | | | |
| RIVERDALE CHORAL SOCIETY | | | 345 00 | | | |
| RIVERHEAD FOUNDATION FOR MARINE RESEARCH & PRESERVATION | | | 150 00 | | | |
| RONALD McDONALD HOUSE OF NEW YORK | | | 150 00 | | | |
| SACRED HEART UNIVERSITY | | | 825 00 | | | |
| SAINT LUKE'S EPISCOPAL CHURCH | | | 3,600 00 | | | |
| SAINT MICHAEL'S ACADEMY | | | 90 00 | | | |
| SALVADORI CENTER FOR THE BUILT ENVIRONMENT LTD | | | 960 00 | | | |
| SALVATION ARMY | | | 300 00 | | | |
| SALVATION ARMY & ITS COMPONENTS | | | 225 00 | | | |
| SAMARITAN'S PURSE | | | 285 00 | | | |
| SAN DOMENICO SCHOOL FOR GIRLS | | | 750 00 | | | |
| SANTA FE OPERA | | | 3,750 00 | | | |
| SARAH LAWRENCE COLLEGE | | | 750 00 | | | |
| SAVE THE CHILDREN FEDERATION, INC | | | 5,715 00 | | | |
| SAVE THE CHILDREN FEDERATION, INCORPORATED | | | 3,525 00 | | | |
| SAVE VENICE, INC | | | 750 00 | | | |
| SCRIPPS COLLEGE | | | 750 00 | | | |
| SELF-HELP GRAPHICS AND ARTS, INC | | | 1,500 00 | | | |
| SHADY HILL SCHOOL | | | 90 00 | | | |
| SHARED INTEREST, INC | | | 948 00 | | | |
| SHELTER PARTNERSHIP, INC | | | 300 00 | | | |
| SHORELINE SOUP KITCHENS | | | 3,000 00 | | | |
| SIGNATURE THEATER COMPANY | | | 30,000 00 | | | |
| SIGNATURE THEATRE COMPANY, INC. | | | 3,750.00 | | | |
| SISTERS OF CHARITY HEALTH CARE SYSTEM NURSING HOME, INC. | | | 375.00 | | | |
| SMITH COLLEGE | | | 150.00 | | | |

Statement #12
Page 72 of 302

| PROGRAM
COUNTRY
US STATE
Grantee Name(s) - Person(s) or Institution(s)
Purpose | UNEXPENDED
BALANCE
AS OF
01-Jan-2003 | APPROVED
IN 2003 | NET
EXPENDITURES
AS OF
Dec-2003 | LAPSES
(incl. canc
& recens)
IN 2003 | REVERSIONS
(incl. canc
& recens)
IN 2003 | UNEXPENDED
BALANCE
AS OF
Dec-2003 |
|--|---|---------------------|--|---|---|--|
| SO OTHERS MIGHT EAT | | | 75 00 | | | |
| SOCIETY FOR THE PRESERVATION OF WEEKSVILLE & BEDFORD STUYVES | | | 150 00 | | | |
| SOCIETY OF THE THIRD STREET MUSIC SCHOOL SETTLEMENT | | | 300 00 | | | |
| SOPHIE DAVIS SCHOOL OF BIOMEDIC AL EDDUCATION | | | 3,000.00 | | | |
| SOUND PORTRAITS PRODUCTIONS, INC | | | 1,050 00 | | | |
| SOUTH AFRICA PARTNERS, INC | | | 9,900 00 | | | |
| SOUTHEASTERN JURISDICTIONAL ADMINISTRATIVE COUNCIL | | | 1,500 00 | | | |
| SOUTHERN POVERTY LAW CENTER | | | 1,020 00 | | | |
| SPECIAL OLYMPICS CONNECTICUT, INC | | | 75 00 | | | |
| SPECIAL OLYMPICS INTERNATIONAL, INC | | | 150 00 | | | |
| SPENCE SCHOOL | | | 1,500 00 | | | |
| ST ANN'S EPISCOPAL CHURCH | | | 7,500 00 | | | |
| ST. ELIZABETH ANN SETON ROMAN CATHOLIC CHURCH | | | 375 00 | | | |
| ST FRANCIS HIGH SCHOOL | | | 2,250 00 | | | |
| ST GABRIEL HOME SCHOOL ASSOCIATION | | | 330 00 | | | |
| ST GABRIEL'S CHURCH | | | 3,750 00 | | | |
| ST JAMES THE APOSTLE SCHOOL | | | 1,500.00 | | | |
| ST JOSEPH'S CHURCH | | | 180 00 | | | |
| ST. JUDE CHILDREN'S RESEARCH HOSPITAL | | | 1,080 00 | | | |
| ST LUKE'S COMMUNITY SERVICES, INC | | | 300 00 | | | |
| ST MARTIN'S CHURCH | | | 1,179.00 | | | |
| ST MICHAEL'S ACADEMY | | | 150 00 | | | |
| ST MICHAEL'S EPISCOPAL CHURCH | | | 3,750 00 | | | |
| ST MICHAEL'S LUTHERAN CHURCH | | | 11,400 00 | | | |
| ST MONICA'S CHURCH | | | 105 00 | | | |
| ST NICHOLAS OF TOLENTINE SCHOOL | | | 150 00 | | | |
| ST PATRICK'S CHURCH | | | 3,450 00 | | | |
| ST STEPHEN OF HUNGARY CHURCH | | | 1,500 00 | | | |
| ST STEPHENS INDIAN MISSION FOUNDATION | | | 1,500 00 | | | |
| ST. THOMAS ACADEMY | | | 3,000 00 | | | |
| ST ANN'S EPISCOPAL CHURCH | | | 3,000 00 | | | |
| STATUE OF LIBERTY ELLIS ISLAND FOUNDATION, INC | | | 300.00 | | | |
| STUYVESANT H S ALUMNI ASSOCIATION | | | 165 00 | | | |
| SUFFOLK COUNTY MAKE-A-WISH FOUNDATION INC | | | 150 00 | | | |
| SUFI FOUNDATION OF AMERICA | | | 900 00 | | | |
| SYNAGOGUE OF THE JEWISH THEOLOGICAL SEMINARY OF AMERICA | | | 0 00 | | | |
| SYNERGOS INSTITUTE | | | 7,251 00 | | | |
| SYRACUSE UNIVERSITY | | | 150 00 | | | |
| TECHNOSERVE, INC | | | 75 00 | | | |
| TEMPLE B'NAI SHOLOM | | | 750 00 | | | |
| THE COLLEGIATE CHORALE | | | 300.00 | | | |

THE ROCKEFELLER FOUNDATION
Identification Number 13-1659629
GRANTS AND EXPENDITURES REPORT

Statement #12
Page 73 of 302

| PROGRAM
COUNTRY
US STATE
Grantee Name(s) - Person(s) or Institution(s)
Purpose | UNEXPENDED
BALANCE
AS OF
01-Jan-2003 | APPROVED
IN 2003 | NET
EXPENDITURES
AS OF
Dec-2003 | LAPSES
(incl. cancels
& recensions)
IN 2003 | REVERSIONS
(incl. cancels
& recensions)
IN 2003 | UNEXPENDED
BALANCE
AS OF
Dec-2003 |
|--|---|---------------------|--|--|--|--|
| THIRTEEN/WNET, NEW YORK | | | 1,710 00 | | | |
| TOWNWIDE FUND OF HUNTINGTON, INC | | | 150 00 | | | |
| TRANSAFRICA FORUM | | | 3,000 00 | | | |
| TRANSPORT GROUP | | | 420 00 | | | |
| TREVOR DAY SCHOOL | | | 300 00 | | | |
| TRINITY COLLEGE | | | 75 00 | | | |
| TRINITY MISSIONS | | | 300.00 | | | |
| TRINITY-ST PAUL'S EPISCOPAL CHURCH | | | 150 00 | | | |
| TRINITY-ST PAUL'S EPISCOPAL CHURCH | | | 450 00 | | | |
| TRUSTEES OF COLUMBIA UNIV IN THE CITY OF NEW YORK | | | 75 00 | | | |
| TRUSTEES OF PHILLIPS ACADEMY | | | 75 00 | | | |
| U S COMMITTEE FOR THE UNITED NATIONS POPULATION FUND | | | 7,500 00 | | | |
| U S EQUESTRIAN TEAM | | | 150 00 | | | |
| UCLA FOUNDATION | | | 3,750 00 | | | |
| UNITED METHODIST CHURCH OF NEW FAIRFIELD | | | 36,192 00 | | | |
| UNITED NATIONS ASSOCIATION OF THE USA | | | 1,500 00 | | | |
| UNITED NEGRO COLLEGE FUND | | | 2,310 00 | | | |
| UNITED STATES CONFERENCE OF CATHOLIC BISHOPS | | | 1,500 00 | | | |
| UNITED STATES DRESSAGE FEDERATION, INC | | | 150 00 | | | |
| UNITED STATES FUND FOR UNICEF | | | 555 00 | | | |
| UNITED STATES HOLOCAUST MEMORIAL COUNCIL | | | 75 00 | | | |
| UNITED WAY | | | 132 00 | | | |
| UNITED WAY OF SUMMIT , NEW PROVIDENCE & BERKELEY HEIGHTS | | | 3,120 00 | | | |
| UNITED WAY OF WESTCHESTER AND PUTNAM, INC | | | 450 00 | | | |
| UNITED WAY OF WESTCHESTER AND PUTNAM, INC | | | 5,250 00 | | | |
| UNIVERISTY OF MAINE | | | 1,500 00 | | | |
| UNIVERISTY OF TORONTO | | | 75,000 00 | | | |
| UNIVERSITY OF CALIFORNIA, BERKELEY FOUNDATION | | | 3,000 00 | | | |
| UNIVERSITY OF HOUSTON LAW FOUNDATION | | | 150 00 | | | |
| UNIVERSITY OF ILLINOIS FOUNDATION | | | 375 00 | | | |
| UNIVERSITY OF MASSACHUSETTS LOWELL | | | 300 00 | | | |
| UNIVERSITY OF MINNESOTA FOUNDATION | | | 750 00 | | | |
| UNIVERSITY OF TEXAS AT AUSTIN | | | 750 00 | | | |
| VASHON UNITED METHODIST CHURCH | | | 10,248 00 | | | |
| VIKRAMASILA FOUNDATION | | | 150 00 | | | |
| VIRGINIA ORGANIZING PROJECT | | | 75 00 | | | |
| VISITING NURSE SERVICE OF NEW YORK | | | 750.00 | | | |
| VIVIAN BEAUMONT THEATRE, INC | | | 1,500 00 | | | |
| VOLUNTEER FIRE DEPARTMENT OF NEW FAIRFIELD, INC | | | 750 00 | | | |
| WARNER LIBRARY OF THE TARRYTOWNS | | | 975 00 | | | |
| WAVE HILL INC. | | | 375.00 | | | |

THE ROCKEFELLER FOUNDATION
Identification Number 13-1659629
GRANTS AND EXPENDITURES REPORT

Statement #12
Page 74 of 302

| PROGRAM
COUNTRY
US STATE
Grantee Name(s) - Person(s) or Institution(s)
Purpose | UNEXPENDED
BALANCE
AS OF
01-Jan-2003 | APPROVED
IN 2003 | NET
EXPENDITURES
AS OF
Dec-2003 | LAPSES
(incl. cancels
& recens)
IN 2003 | REVERSIONS
(incl. cancels
& recens)
IN 2003 | UNEXPENDED
BALANCE
AS OF
Dec-2003 |
|---|---|---------------------|--|--|--|--|
| ----- | ----- | ----- | ----- | ----- | ----- | ----- |
| WBJC -FM | | | 75.00 | | | |
| WELL-OGUNQUIT MUSIC BOOSTERS ASSOCIATION | | | 150.00 | | | |
| WEST HARLEM ENVIRONMENTAL ACTION | | | 750.00 | | | |
| WEST SIDE YMCA | | | 18,000.00 | | | |
| WESTCHESTER COALITION FOR THE HUNGRY AND HOMELESS | | | 450.00 | | | |
| WESTCHESTER COALITION FOR THE HUNGRY AND HOMELESS INC | | | 750.00 | | | |
| WESTERN CENTER ON LAW & POVERTY INC | | | 750.00 | | | |
| WESTMINSTER CHOIR COLLEGE OF RIDER UNIVERSITY | | | 900.00 | | | |
| WHITMAN-WALKER CLINIC | | | 75.00 | | | |
| WILDERNESS SOCIETY | | | 90.00 | | | |
| WILDLIFE CONSERVATION SOCIETY | | | 375.00 | | | |
| WNYC RADIO | | | 2,493.00 | | | |
| WOMAN VISION | | | 600.00 | | | |
| WOMEN DONORS NETWORK | | | 6,000.00 | | | |
| WOMEN IN NEED, INC. | | | 3,300.00 | | | |
| WOMEN'S PRISON EDUCATION PARTNERSHIP | | | 600.00 | | | |
| WORLD LEARNING | | | 375.00 | | | |
| WORLD TEACH, INC | | | 60.00 | | | |
| WORLD VISION | | | 900.00 | | | |
| WORLD WILDLIFE FUND, INC | | | 540.00 | | | |
| XAVERIAN HIGH SCHOOL, INC | | | 750.00 | | | |
| YALE UNIVERSITY | | | 750.00 | | | |
| toward the cost of a workshop, "Communication for Social Change: Educating and Training Professionals," held at the Bellagio Study and Conference Center, May 20-24, 2002 | 15,438.38 | 0.00 | 11,730.08 | 0.00 | 0.00 | 3,708.30 |
| toward the cost of follow up activities resulting from Bellagio Workshops on "Communication for Social Change: Educating and Training Professionals" - Including landscaping communication courses run by universities, schools of public health and agricultural extension agencies and developing Communication for Social Change curricula for workshops and master's programs | 310,000.00 | 0.00 | 273,567.11 | 0.00 | 0.00 | 36,432.89 |
| toward the costs of a symposium on the role of journalism in promoting community values, held May 30 - June 1, 2002, in conjunction with Rutgers University's Journalism Resources Institute | 55,661.61 | 0.00 | 53,072.56 | 0.00 | 0.00 | 2,589.05 |
| TOTAL: 85 - ASSETS & CAPACITIES | 1,979,547.69 | 12,774,153.00 | 9,381,095.83 | 24,035.24 | 5,010.27 | 5,343,559.35 |

THE ROCKEFELLER FOUNDATION
Identification Number 13-1659629
GRANTS AND EXPENDITURES REPORT

Statement #12
Page 75 of 302

| PROGRAM
COUNTRY
US STATE
Grantee Name(s) - Person(s) or Institution(s)
Purpose | UNEXPENDED
BALANCE
AS OF
01-Jan-2003 | APPROVED
IN 2003 | NET
EXPENDITURES
AS OF
Dec-2003 | LAPSES
(incl. canc
& recens)
IN 2003 | REVERSIONS
(incl. canc
& recens)
IN 2003 | UNEXPENDED
BALANCE
AS OF
Dec-2003 |
|--|---|---------------------|--|---|---|--|
| BUILDING DEMOCRACY | | | | | | |
| UNITED STATES | | | | | | |
| CALIFORNIA | | | | | | |
| Francis Wong
705 Hillside Blvd
San Francisco, California 94080 | | | | | | |
| to participate in the four modules of the Next Generation Leadership program | 7,083.65 | 0.00 | 0.00 | 0.00 | 7,083.65 | 0.00 |
| Kimberly Miyoshi
635 Irving Street #1
San Francisco, California 94122 | | | | | | |
| to participate in the four modules of the Next Generation Leadership program | 8,018.74 | 0.00 | 846.36 | 0.00 | 7,172.38 | 0.00 |
| Pablo Alvarado
593 North Holliston Avenue
Apt B
Pasadena, California 91106 | | | | | | |
| to participate in the four modules of the Next Generation Leadership program | 1,084.21 | 0.00 | 1,084.21 | 0.00 | 0.00 | 0.00 |
| Rebecca Miller
17651 Boca Raton Lane
Poway, California 92064 | | | | | | |
| to participate in the four modules of the Next Generation Leadership program | 12,244.40 | 0.00 | 0.00 | 0.00 | 12,244.40 | 0.00 |
| Sasha Khokha
640 Anderson St
San Francisco, California 94110 | | | | | | |
| for participation in the Next Generation Leadership program | -1,641.68 | 0.00 | -1,641.68 | 0.00 | 0.00 | 0.00 |
| Taj James
1187 South Van Ness
San Francisco, California 94110 | | | | | | |
| to participate in the four modules of the Next Generation Leadership program | 6,812.71 | 0.00 | 804.36 | 0.00 | 6,008.35 | 0.00 |
| Thomas Saenz
31 South Mendian Avenue
Alhambra, California 91801 | | | | | | |
| to participate in the four modules of the Next Generation Leadership program | 8,616.32 | 0.00 | 1,161.50 | 0.00 | 7,454.82 | 0.00 |

THE ROCKEFELLER FOUNDATION
Identification Number 13-1659629
GRANTS AND EXPENDITURES REPORT

Statement #12
Page 76 of 302

| PROGRAM | UNEXPENDED | | NET | LAPSES | REVERSIONS | UNEXPENDED |
|--|-------------|----------|--------------|-------------|-------------|------------|
| COUNTRY | BALANCE | | EXPENDITURES | (incl. canc | (incl. canc | BALANCE |
| US STATE | AS OF | APPROVED | AS OF | & recens) | & recens) | AS OF |
| Grantee Name(s) - Person(s) or Institution(s) | 01-Jan-2003 | IN 2003 | Dec-2003 | IN 2003 | IN 2003 | Dec-2003 |
| Purpose | | | | | | |
| ===== | | | | | | |
| BUILDING DEMOCRACY | | | | | | |
| UNITED STATES | | | | | | |
| COLORADO | | | | | | |
| Carmen Ramirez | | | | | | |
| 1823 Spruce Street | | | | | | |
| Longmont, Colorado 80501 | | | | | | |
| to participate in the four modules of the Next Generation Leadership program | 8,256.23 | 0.00 | 1,213.00 | 0.00 | 7,043.23 | 0.00 |
| Jay Aire | | | | | | |
| 5392 Quitman Street | | | | | | |
| Denver, Colorado 60212 | | | | | | |
| to participate in the four modules of the Next Generation Leadership program | 4,389.17 | 0.00 | 1,213.00 | 0.00 | 3,176.17 | 0.00 |
| CONNECTICUT | | | | | | |
| William MacAdams | | | | | | |
| 688 Orange Street, #3 | | | | | | |
| New Haven, Connecticut 06511 | | | | | | |
| to participate in the four modules of the Next Generation Leadership program | 6,957.08 | 0.00 | 912.50 | 0.00 | 6,044.58 | 0.00 |
| WASHINGTON, DC | | | | | | |
| Joan Hoffman | | | | | | |
| Dept. of Inter-American Coalition for the Prevention of Violence | | | | | | |
| Inter-American Development Bank | | | | | | |
| 1300 New York Avenue, NW | | | | | | |
| Mail Stop 0502 | | | | | | |
| Washington, DC 20577 | | | | | | |
| to participate in the four modules of the Next Generation Leadership program | 4,057.16 | 0.00 | 0.00 | 0.00 | 4,057.16 | 0.00 |
| INDIANA | | | | | | |
| Ryan Streeter | | | | | | |
| 5318 N. Park Avenue | | | | | | |
| Indianapolis, Indiana 46220 | | | | | | |
| to participate in the four modules of the Next Generation Leadership program | 8,624.40 | 0.00 | 0.00 | 0.00 | 8,624.40 | 0.00 |
| KANSAS | | | | | | |
| David Van Tassel | | | | | | |
| 3537 S Ohio Street | | | | | | |
| Salina, Kansas 67401 | | | | | | |
| to participate in the four modules of the Next Generation Leadership program | 7,037.86 | 0.00 | 0.00 | 0.00 | 7,037.86 | 0.00 |

THE ROCKEFELLER FOUNDATION
Identification Number 13-1659629
GRANTS AND EXPENDITURES REPORT

Statement #12
Page 77 of 302

| PROGRAM
COUNTRY
US STATE
Grantee Name(s) - Person(s) or Institution(s)
Purpose | UNEXPENDED
BALANCE
AS OF
01-Jan-2003 | APPROVED
IN 2003 | NET
EXPENDITURES
AS OF
Dec-2003 | LAPSES
(incl. cancels
& recs) | REVERSIONS
(incl. cancels
& recs) | UNEXPENDED
BALANCE
AS OF
Dec-2003 |
|---|---|---------------------|--|-------------------------------------|---|--|
| ===== | ===== | ===== | ===== | ===== | ===== | ===== |
| BUILDING DEMOCRACY | | | | | | |
| UNITED STATES | | | | | | |
| MASSACHUSETTS | | | | | | |
| Hez Norton
24 Alveston Street
Jamaica Plain, Massachusetts 02130 | | | | | | |
| to participate in the four modules of the Next Generation Leadership program | 8,163.50 | 0.00 | 2,213.81 | 0.00 | 5,949.69 | 0.00 |
| MINNESOTA | | | | | | |
| Kann Aguilar-San Juan
2062 Marshall Avenue #22
St Paul, Minnesota 55104-5749 | | | | | | |
| to participate in the four modules of the Next Generation Leadership program | 6,649.58 | 0.00 | 1,312.81 | 0.00 | 5,336.77 | 0.00 |
| MISSISSIPPI | | | | | | |
| Rhea Williams-Bishop
512 Giles Drive
Madison, Mississippi 39201 | | | | | | |
| to participate in the four modules of the Next Generation Leadership program | 9,852.62 | 0.00 | 926.04 | 0.00 | 8,926.58 | 0.00 |
| MONTANA | | | | | | |
| Sarah Van de Wetering
2717 Raymond Avenue
Missoula, Montana 59802 | | | | | | |
| to participate in the four modules of the Next Generation Leadership program | 5,613.07 | 0.00 | 1,378.19 | 0.00 | 4,234.88 | 0.00 |
| NEW JERSEY | | | | | | |
| Dale Caldwell
Crossroads Theatre Company
16 Goodale Circle
New Brunswick, New Jersey 08901 | | | | | | |
| to participate in the four modules of the Next Generation Leadership program | 7,019.91 | 0.00 | 0.00 | 0.00 | 7,019.91 | 0.00 |
| Martin Johnson
10 Wood Street
Trenton, New Jersey 08618 | | | | | | |
| for participation in the Next Generation Leadership program | 1,641.68 | 0.00 | 0.00 | 0.00 | 1,641.68 | 0.00 |

Statement #12
Page 78 of 302

| PROGRAM | UNEXPENDED | | NET | LAPSES | REVERSIONS | UNEXPENDED |
|--|-------------|----------|--------------|-------------|-------------|------------|
| COUNTRY | BALANCE | | EXPENDITURES | (incl. canc | (incl. canc | BALANCE |
| US STATE | AS OF | APPROVED | AS OF | & recens) | & recens) | AS OF |
| Grantee Name(s) - Person(s) or Institution(s) | 01-Jan-2003 | IN 2003 | Dec-2003 | IN 2003 | IN 2003 | Dec-2003 |
| Purpose | | | | | | |
| ===== | | | | | | |
| BUILDING DEMOCRACY | | | | | | |
| UNITED STATES | | | | | | |
| NEW YORK | | | | | | |
| Annie Lanzillotto | | | | | | |
| 133 7th Avenue | | | | | | |
| Brooklyn, New York 11215 | | | | | | |
| to participate in the four modules of the Next Generation Leadership program | 4,723.57 | 0.00 | 1,728.78 | 0.00 | 2,994.79 | 0.00 |
| Gillian Caldwell | | | | | | |
| Witness | | | | | | |
| Lawyers Committee for Human Rights | | | | | | |
| 333 Seventh Avenue | | | | | | |
| 13th Floor | | | | | | |
| New York, New York 10001-5004 | | | | | | |
| to participate in the four modules of the Next Generation Leadership program | 4,569.29 | 0.00 | 1,744.30 | 0.00 | 2,824.99 | 0.00 |
| Sarah Ludwig | | | | | | |
| 50 Park Terrace West (#3C) | | | | | | |
| New York, New York 10034 | | | | | | |
| to participate in the four modules of the Next Generation Leadership program | 7,232.09 | 0.00 | 1,644.30 | 0.00 | 5,587.79 | 0.00 |
| NORTH CAROLINA | | | | | | |
| Cara Page | | | | | | |
| 704 Shepherd Street (Apt 1) | | | | | | |
| Durham, North Carolina 27701 | | | | | | |
| to participate in the four modules of the Next Generation Leadership program | 7,058.15 | 0.00 | 867.50 | 0.00 | 6,190.65 | 0.00 |
| VIRGINIA | | | | | | |
| Patricia Campos | | | | | | |
| 3845 El Camino Place | | | | | | |
| Alexandria, Virginia 22309 | | | | | | |
| to participate in the four modules of the Next Generation Leadership program | 6,431.66 | 0.00 | 0.00 | 0.00 | 6,431.66 | 0.00 |
| WISCONSIN | | | | | | |
| Kenneth Johnson | | | | | | |
| 3250 N Richards Street | | | | | | |
| Milwaukee, Wisconsin 53212 | | | | | | |
| to participate in the four modules of the Next Generation Leadership program | 8,265.67 | 0.00 | 548.56 | 0.00 | 7,717.11 | 0.00 |

THE ROCKEFELLER FOUNDATION
Identification Number 13-1659629
GRANTS AND EXPENDITURES REPORT

Statement #12
Page 79 of 302

| PROGRAM
COUNTRY
US STATE
Grantee Name(s) - Person(s) or Institution(s)
Purpose | UNEXPENDED
BALANCE
AS OF
01-Jan-2003 | APPROVED
IN 2003 | NET
EXPENDITURES
AS OF
Dec-2003 | LAPSES
(incl. canc
& recens)
IN 2003 | REVERSIONS
(incl. canc
& recens)
IN 2003 | UNEXPENDED
BALANCE
AS OF
Dec-2003 |
|--|---|---------------------|--|---|---|--|
| BUILDING DEMOCRACY
GENERAL - FOUNDATION ADMINISTERED PROJECTS | | | | | | |
| for administrative costs associated with the Next Generation Leadership program | -1,903.75 | 0.00 | -2,203.75 | 0.00 | 0.00 | 300.00 |
| TOTAL: 26 - BUILDING DEMOCRACY | 156,857.29 | 0.00 | 15,753.79 | 0.00 | 140,803.50 | 300.00 |

Statement #12
Page 80 of 302

| PROGRAM
COUNTRY
US STATE
Grantee Name(s) - Person(s) or Institution(s)
Purpose | UNEXPENDED
BALANCE
AS OF
01-Jan-2003 | APPROVED
IN 2003 | NET
EXPENDITURES
AS OF
Dec-2003 | LAPSES
(incl. canc
& recens)
IN 2003 | REVERSIONS
(incl. canc
& recens)
IN 2003 | UNEXPENDED
BALANCE
AS OF
Dec-2003 |
|--|---|---------------------|--|---|---|--|
| CREATIVITY & CULTURE | | | | | | |
| AUSTRALIA | | | | | | |
| Macquarie University
New South Wales, NSW 2109 Australia | | | | | | |
| toward the costs of a conference on the significance of art works and the importance of art and culture in society entitled: Value and Valuation of Art and Culture, at the Bellagio Study and Conference Center, Italy, February 2004 | 0.00 | 39,510.00 | 39,510.00 | 0.00 | 0.00 | 0.00 |
| CAMBODIA | | | | | | |
| Khmer Culture Association
15C Street 1986
Sangkatt Roessey Keo
Khann Roessey Keo
Phnom Penh, Cambodia | | | | | | |
| toward the costs of the 9th International Conference of the Asia Pacific Society for Ethnomusicology | 0.00 | 40,000.00 | 0.00 | 0.00 | 0.00 | 40,000.00 |
| Reyum
P.O Box 2438
Phnom Penh, Cambodia | | | | | | |
| toward the costs of research projects to investigate and record local knowledge on three topics: Khmer ornament; tools and practices of the Cambodian countryside; and the development of a memory bank | 0.00 | 150,000.00 | 75,000.00 | 0.00 | 0.00 | 75,000.00 |
| Royal University of Fine Arts
Phnom Penh, Cambodia | | | | | | |
| toward the costs of the Cambodian Artists Mentorship Program | 0.00 | 150,000.00 | 0.00 | 0.00 | 0.00 | 150,000.00 |
| ENGLAND | | | | | | |
| Book Aid International
39-41 Coldharbour Lane
Camberwell
London, SE5 9NR England | | | | | | |
| toward the costs of its resource packs initiative, a workshop at the Zimbabwe International Book Fair in 2002, and the implementation of its programmatic monitoring and evaluation strategies | 30,670.00 | 0.00 | 15,108.00 | 0.00 | 0.00 | 15,562.00 |
| International Association for Religious Freedom
2 Market Street
Oxford, OX1 3EF England | | | | | | |
| toward the costs of a project to develop a "Voluntary Code of Conduct for Religious Communities" | 10,185.00 | 0.00 | 0.00 | 0.00 | 0.00 | 10,185.00 |

THE ROCKEFELLER FOUNDATION
Identification Number 13-1659629
GRANTS AND EXPENDITURES REPORT

Statement #12
Page 81 of 302

| PROGRAM
COUNTRY
US STATE
Grantee Name(s) - Person(s) or Institution(s)
Purpose | UNEXPENDED
BALANCE
AS OF
01-Jan-2003 | APPROVED
IN 2003 | NET
EXPENDITURES
AS OF
Dec-2003 | LAPSES
(incl. canc
& recens)
IN 2003 | REVERSIONS
(incl. canc
& recens)
IN 2003 | UNEXPENDED
BALANCE
AS OF
Dec-2003 |
|---|---|---------------------|--|---|---|--|
| ===== | ===== | ===== | ===== | ===== | ===== | ===== |
| CREATIVITY & CULTURE | | | | | | |
| ENGLAND | | | | | | |
| OneWorld International Foundation
2nd Floor
River House
143-145 Farringdon Road
London, EC1 3AB England | | | | | | |
| toward the costs of OneWorld TV, a project that fosters social change by using new technologies to disseminate the work of independent film and video makers | 0.00 | 75,000.00 | 0.00 | 0.00 | 0.00 | 75,000.00 |
| World Faiths Development Dialogue
Elmfield House
University of Birmingham
Selly Oak
Birmingham, B29 6LQ England | | | | | | |
| toward the costs of planning two convenings, to take place in 2003, which will lay the groundwork for engaging religious communities in poverty-reduction strategies in Africa | 77,000.00 | 0.00 | 77,000.00 | 0.00 | 0.00 | 0.00 |
| INDIA | | | | | | |
| Centre for the Study of Developing Societies
29 Rajpur Road
Delhi, 110054 India | | | | | | |
| toward the costs of its Saral project, whose research on the formation of new media spaces, particularly in Delhi, and the ways in which media networks connect to other metropolises, is aimed at helping to democratize access to new technologies and address issues of inequity | 89,375.00 | 0.00 | 89,375.00 | 0.00 | 0.00 | 0.00 |
| ISRAEL | | | | | | |
| Interreligious Coordinating Council in Israel
P O Box 8771
Jerusalem, 91086 Israel | | | | | | |
| toward the costs of programming in its Education Center aimed at leveraging the assets of religion to build a healthy civil society | 100,000.00 | 0.00 | 100,000.00 | 0.00 | 0.00 | 0.00 |
| JAMAICA | | | | | | |
| University of the West Indies
3 Gibraltar Camp Road
Mona
Kingston, 7 Jamaica | | | | | | |
| for use by its Cultural Studies Initiative toward the costs of a program that will bring noted scholars to the University for workshops, lectures and symposia | 0.00 | 52,640.00 | 0.00 | 0.00 | 0.00 | 52,640.00 |

Statement #12
Page 82 of 302

| PROGRAM
COUNTRY
US STATE
Grantee Name(s) - Person(s) or Institution(s)
Purpose | UNEXPENDED
BALANCE
AS OF
01-Jan-2003 | APPROVED
IN 2003 | NET
EXPENDITURES
AS OF
Dec-2003 | LAPSES
(incl. canc
& recens)
IN 2003 | REVERSIONS
(incl. canc
& recens)
IN 2003 | UNEXPENDED
BALANCE
AS OF
Dec-2003 |
|--|---|---------------------|--|---|---|--|
| ===== | ===== | ===== | ===== | ===== | ===== | ===== |
| CREATIVITY & CULTURE | | | | | | |
| MEXICO | | | | | | |
| Unión de Museos Comunitarios de Oaxaca A C
Centro INAH Oaxaca
Pino Suárez 715
Oaxaca, Oax , C P 68000 Mexico | | | | | | |
| toward the costs of a series of three annual conferences to develop and strengthen the Network of Community Museums of the Americas | 25,000.00 | 0.00 | 25,000.00 | 0.00 | 0.00 | 0.00 |
| Universidad Nacional Autónoma de México
Av. Universidad No 3000
Torre de Rectoría
Ciudad Universitana
Mexico City, 04510 Mexico | | | | | | |
| for use by its Centro Regional de Investigaciones Multidisciplinarias (CRIM) toward the costs of a program of Rockefeller Foundation Resident Fellowships in the Humanities entitled: "The Cultural Dimensions of the Mexican Transition: Migration, Identity, Gender and Violence" | 307,000.00 | 0.00 | 103,000.00 | 0.00 | 0.00 | 204,000.00 |
| NETHERLANDS | | | | | | |
| Society for Old and New Media
Nieuwmarkt 4
1012 CR
Amsterdam, Netherlands | | | | | | |
| for a research project on global critical Internet culture to examine the ways in which an increasing climate of distrust, encroaching market forces, and increased corporate domination are threatening the development of Open Communities and the Internet's early promise of technological democracy | 15,000.00 | 0.00 | 15,000.00 | 0.00 | 0.00 | 0.00 |
| PARAGUAY | | | | | | |
| El Museo del Barro
Concordia 420 e/ Pitiantuta y Ayala Velazquez
Asuncion, Paraguay | | | | | | |
| for additional funding of the Rockefeller Foundation Resident Fellowships in the Humanities program, "Identities in Transition: The Challenges of Art in Today's Paraguay" | 90,400.00 | 0.00 | 45,200.00 | 0.00 | 0.00 | 45,200.00 |
| SOUTH AFRICA | | | | | | |
| Cape Higher Education Consortium
46 Rouwkoop Road
Rondebosch, 7700 South Afrca | | | | | | |
| toward the costs of developing an academic program in African museum and heritage studies, a joint initiative of the University of the Western Cape, the University of Cape Town and the Robben Island Museum | 0.00 | 474,840.00 | 146,470.00 | 0.00 | 0.00 | 328,370.00 |

THE ROCKEFELLER FOUNDATION
Identification Number 13-1659629
GRANTS AND EXPENDITURES REPORT

Statement #12
Page 83 of 302

| PROGRAM
COUNTRY
US STATE
Grantee Name(s) - Person(s) or Institution(s)
Purpose | UNEXPENDED
BALANCE
AS OF
01-Jan-2003 | APPROVED
IN 2003 | NET
EXPENDITURES
AS OF
Dec-2003 | LAPSES
(incl. canc
& recens)
IN 2003 | REVERSIONS
(incl. canc
& recens)
IN 2003 | UNEXPENDED
BALANCE
AS OF
Dec-2003 |
|---|---|---------------------|--|---|---|--|
| ===== | ===== | ===== | ===== | ===== | ===== | ===== |
| CREATIVITY & CULTURE | | | | | | |
| SOUTH AFRICA | | | | | | |
| District Six Museum Foundation
P O. Box 10178
7905 Caledon Square
25A Buitenmant Street
Cape Town, 8000 South Africa | | | | | | |
| toward the costs of research and public education activities addressing the role of memorialization in the reconstruction of cities in South Africa | 0.00 | 100,000.00 | 54,300.00 | 0.00 | 0.00 | 45,700.00 |
| VENEZUELA | | | | | | |
| Universidad Central de Venezuela
Caracas, Venezuela | | | | | | |
| toward the costs of a program of Rockefeller Foundation Resident Fellowships in the Humanities at the Centro de Investigaciones Post-Doctorales to study the dimensions of globalization, culture, and social transformation in Latin America | 77,200.00 | 0.00 | 77,200.00 | 0.00 | 0.00 | 0.00 |
| ZIMBABWE | | | | | | |
| African Script Development Trust
43 Selous Avenue
Harare, Zimbabwe | | | | | | |
| toward the costs of its 2003 and 2004 programmatic activities, which center on increasing the availability of African films and television programming in African markets | 400,000.00 | 0.00 | 260,000.00 | 0.00 | 0.00 | 140,000.00 |
| UNITED STATES | | | | | | |
| Association of Performing Arts Presenters, Inc
1112 16th Street N W
Suite 400 | | | | | | |
| toward the costs of developing a technology-based information and management system and a directory of works-in-progress entitled, "Artist Works" | 0.00 | 75,000.00 | 75,000.00 | 0.00 | 0.00 | 0.00 |
| ALASKA | | | | | | |
| Alutiq Hentage Foundation
215 Mission Road, Suite 101
Kodiak, Alaska 99615 | | | | | | |
| for use by its Alutiq Museum and Archaeological Repository for a series of traditional carving workshops in rural Native American villages to reawaken woodworking skills and instill pride in Native ancestry | 13,000.00 | 0.00 | 13,000.00 | 0.00 | 0.00 | 0.00 |

Statement #12
Page 84 of 302

| PROGRAM | UNEXPENDED | | NET | LAPSES | REVERSIONS | UNEXPENDED |
|--|-------------|------------|--------------|-------------|-------------|------------|
| COUNTRY | BALANCE | | EXPENDITURES | (incl. canc | (incl. canc | BALANCE |
| US STATE | AS OF | APPROVED | AS OF | & recens) | & recens) | AS OF |
| Grantee Name(s) - Person(s) or Institution(s) | 01-Jan-2003 | IN 2003 | Dec-2003 | IN 2003 | IN 2003 | Dec-2003 |
| Purpose | | | | | | |
| ----- | | | | | | |
| CREATIVITY & CULTURE | | | | | | |
| UNITED STATES | | | | | | |
| CALIFORNIA | | | | | | |
| Amnta Performing Arts | | | | | | |
| 4096 Piedmont Avenue, #365 | | | | | | |
| Oakland, California 94611-5221 | | | | | | |
| | | | | | | |
| toward general operating support of its mission to assist in the revival of Cambodian performing arts | 0.00 | 50,000.00 | 50,000.00 | 0.00 | 0.00 | 0.00 |
| | | | | | | |
| ARTScorpsLA | | | | | | |
| 936 Mei Ling Way | | | | | | |
| Los Angeles, California 90012 | | | | | | |
| | | | | | | |
| toward the costs of "Spiraling Roots," a project in which community members will design and create urban art gardens to promote cultural pride and civic engagement, and provide a research laboratory for environmental toxin control | 90,000.00 | 0.00 | 30,000.00 | 0.00 | 0.00 | 60,000.00 |
| | | | | | | |
| Axis Dance Company | | | | | | |
| 1428 Alice St., Ste 201 | | | | | | |
| Oakland, California 94612 | | | | | | |
| | | | | | | |
| to support the creation of a dance work by Victoria Marks set to a composition by Eve Beglarian | 0.00 | 10,000.00 | 10,000.00 | 0.00 | 0.00 | 0.00 |
| | | | | | | |
| California State University, Los Angeles | | | | | | |
| 5151 State University Drive | | | | | | |
| Los Angeles, California 90032 | | | | | | |
| | | | | | | |
| for use by its Center for the Study of Genders and Sexualities and its American Communities Program toward the costs of a program of Rockefeller Foundation Resident Fellowships in the Humanities entitled: "Becoming and Belonging: The Alchemy of Identity in the Multiethnic Metropolis" | 311,915.00 | 0.00 | 101,188.00 | 0.00 | 0.00 | 210,727.00 |
| | | | | | | |
| Community Partners | | | | | | |
| 606 S Olive Street, Suite 2400 | | | | | | |
| Los Angeles, California 90014-1604 | | | | | | |
| | | | | | | |
| for use by Khmer Girls in Action, a project of Community Partners, toward the costs of "Stories from Khmer Long Beach," an initiative that will engage young Khmer women through the creation of cultural products that document and explore the history, experiences and struggles of Khmer Americans in Long Beach, California | 0.00 | 149,179.00 | 0.00 | 0.00 | 0.00 | 149,179.00 |
| | | | | | | |
| Cornerstone Theater Company, Inc | | | | | | |
| 708 Traction Avenue | | | | | | |
| Los Angeles, California 90013 | | | | | | |
| | | | | | | |
| to support the creation of "The Muslim Project," a collaboration among members of the Los Angeles Muslim community and the Cornerstone Theater, directed by Mark Valdez, written by Peter Howard, with musical direction by Wael Kakish and featuring actor Kamal Marayati | 0.00 | 15,000.00 | 15,000.00 | 0.00 | 0.00 | 0.00 |
| | | | | | | |
| toward the costs of a project to address the issues of faith and AIDS among clergy and members of the African American community living with HIV/AIDS | 25,000.00 | 0.00 | 0.00 | 0.00 | 0.00 | 25,000.00 |

THE ROCKEFELLER FOUNDATION
Identification Number 13-1659629
GRANTS AND EXPENDITURES REPORT

Statement #12
Page 85 of 302

| PROGRAM
COUNTRY
US STATE
Grantee Name(s) - Person(s) or Institution(s)
Purpose | UNEXPENDED
BALANCE
AS OF
01-Jan-2003 | APPROVED
IN 2003 | NET
EXPENDITURES
AS OF
Dec-2003 | LAPSES
(Incl. cancels
& recs.)
IN 2003 | REVERSIONS
(Incl. cancels
& recs.)
IN 2003 | UNEXPENDED
BALANCE
AS OF
Dec-2003 |
|---|---|---------------------|--|---|---|--|
| ----- | ----- | ----- | ----- | ----- | ----- | ----- |
| CREATIVITY & CULTURE | | | | | | |
| UNITED STATES | | | | | | |
| CALIFORNIA | | | | | | |
| Craig Baldwin
992 Valencia Street
San Francisco, California 94110 | | | | | | |
| toward the costs of "Kooky Spooks," a narrative feature film that satirizes the espionage genre | 17,500.00 | 0.00 | 17,500.00 | 0.00 | 0.00 | 0.00 |
| Cultural Initiatives-Silicon Valley
1153 Lincoln Avenue, Suite I
San Jose, California 95125-3009 | | | | | | |
| toward the costs of completing a field investigation of the dynamics of informal cultural activities in immigrant communities in Silicon Valley | 0.00 | 45,000.00 | 45,000.00 | 0.00 | 0.00 | 0.00 |
| Curtis Choy
1824 S Cordova Street
Alhambra, California 91801 | | | | | | |
| toward the costs of "What's Wrong With Frank Chin (a.k.a. WWW Frank Chin)," a documentary about the author Frank Chin, a controversial pioneer of Asian-American literature, theater and film | 17,500.00 | 0.00 | 17,500.00 | 0.00 | 0.00 | 0.00 |
| Deborah Hoffmann and Frances Reid
c/o Ins Films
2600 Tenth Street, Suite 413
Berkeley, California 94710 | | | | | | |
| toward the costs of "The Women's Voices Project," a documentary that explores the events of September 11 through the writings and voices of women from Afghanistan, Israel, Palestine and the United States | 17,500.00 | 0.00 | 17,500.00 | 0.00 | 0.00 | 0.00 |
| Flyaway Productions
1068 Bowdoin Street
San Francisco, California 94134 | | | | | | |
| to support the creation of "The Grim Arithmetic of Water," a dance performance by choreographer Jo Kreiter and composer Jewlia Eisenberg | 0.00 | 25,000.00 | 25,000.00 | 0.00 | 0.00 | 0.00 |
| Galena Studio 24
2857 24th Street
San Francisco, California 94110 | | | | | | |
| toward the costs of a youth and community multimedia mentorship project linking Latino artists, teenagers from Youth Speaks, and students from the San Francisco Art Institute | 150,000.00 | 0.00 | 50,000.00 | 0.00 | 0.00 | 100,000.00 |

Statement #12
Page 86 of 302

| PROGRAM
COUNTRY
US STATE
Grantee Name(s) - Person(s) or Institution(s)
Purpose | UNEXPENDED
BALANCE
AS OF
01-Jan-2003 | APPROVED
IN 2003 | NET
EXPENDITURES
AS OF
Dec-2003 | LAPSES
(incl. canc's
& recens)
IN 2003 | REVERSIONS
(incl. canc's
& recens)
IN 2003 | UNEXPENDED
BALANCE
AS OF
Dec-2003 |
|--|---|---------------------|--|---|---|--|
| ===== | ===== | ===== | ===== | ===== | ===== | ===== |
| CREATIVITY & CULTURE | | | | | | |
| UNITED STATES | | | | | | |
| CALIFORNIA | | | | | | |
| Hispanics in Philanthropy
88 Kearny Street, Suite 1850
San Francisco, California 94108 | | | | | | |
| for continued support of its Funders' Collaborative for Strong Latino Communities Initiative to build organizational capacity among, and a broader funding base for, Latino nonprofit organizations in the United States and selected Latin American countries | 0.00 | 400,000.00 | 400,000.00 | 0.00 | 0.00 | 0.00 |
| Independent Television Service, Inc
501 York Street
San Francisco, California 94110 | | | | | | |
| toward the costs of developing and staging Digital Independence (DI:03), a conference to define and share best practices for independent media makers in a changing technological and market environment | 100,000.00 | 0.00 | 100,000.00 | 0.00 | 0.00 | 0.00 |
| International Society for Arts, Sciences and Technology, Inc
425 Market Street, Second Floor
San Francisco, California 94105 | | | | | | |
| toward the costs of its Global Crossings project, an initiative to widen its international network to include innovative and dynamic new work taking place in cultural and social contexts often excluded from the information technology and creative practices community | 0.00 | 56,100.00 | 56,100.00 | 0.00 | 0.00 | 0.00 |
| Janie Geiser
1938 North Commonwealth Avenue
Los Angeles, California 90027 | | | | | | |
| toward the costs of "Magnetic Sleep," a short experimental film that will incorporate animation, puppets, live actors and painted figures to create a pictographic narrative about a woman hypnotist who alternately relishes her power and is frightened by it | 17,500.00 | 0.00 | 17,500.00 | 0.00 | 0.00 | 0.00 |
| Jeanne C. Finley and John Muse
156 Wool Street
San Francisco, California 94110 | | | | | | |
| toward the costs of "Age of Consent," an experimental documentary that explores power, abuse and gender roles in the early 1970s | 17,500.00 | 0.00 | 17,500.00 | 0.00 | 0.00 | 0.00 |
| La Raza-Galena Posada
704 "O" Street
Sacramento, California 95814 | | | | | | |
| toward the costs of an exhibition on the Royal Chicano Air Force, a multidisciplinary artist collaborative established in the Sacramento Valley during the Chicano Civil Rights Movement | 0.00 | 40,000.00 | 20,000.00 | 0.00 | 0.00 | 20,000.00 |

THE ROCKEFELLER FOUNDATION
Identification Number 13-1659629
GRANTS AND EXPENDITURES REPORT

Statement #12
Page 87 of 302

| PROGRAM
COUNTRY
US STATE
Grantee Name(s) - Person(s) or Institution(s)
Purpose | UNEXPENDED
BALANCE
AS OF
01-Jan-2003 | APPROVED
IN 2003 | NET
EXPENDITURES
AS OF
Dec-2003 | LAPSES
(incl. cancels
& recs)
IN 2003 | REVERSIONS
(incl. cancels
& recs)
IN 2003 | UNEXPENDED
BALANCE
AS OF
Dec-2003 |
|--|---|---------------------|--|--|--|--|
| ===== | ===== | ===== | ===== | ===== | ===== | ===== |
| CREATIVITY & CULTURE | | | | | | |
| UNITED STATES | | | | | | |
| CALIFORNIA | | | | | | |
| Museum of Contemporary Art San Diego
700 Prospect Street
La Jolla, California 92037-4291 | | | | | | |
| toward the costs of the exhibition, "Strange New World/Extraño Nuevo Mundo, Perspectivas desde Tijuana" | 0.00 | 50,000.00 | 0.00 | 0.00 | 0.00 | 50,000.00 |
|
Oakland Museum/Museum of California Foundation
1000 Oak Street
Oakland, California 94607-4892 | | | | | | |
| toward the costs of the exhibition, "Next Stop Vietnam: California and the Nation Transformed" | 0.00 | 50,000.00 | 25,000.00 | 0.00 | 0.00 | 25,000.00 |
|
Other Minds
333 Valencia Street
Suite 303
San Francisco, California 94103 | | | | | | |
| to support the development and production of "The Gamelan Concherto Project," a new work for Gamelan Sekar Jaya and symphony orchestra by composers I Nyoman Windha and José Evangelista | 0.00 | 30,000.00 | 30,000.00 | 0.00 | 0.00 | 0.00 |
|
Pacific School of Religion
1798 Scenic Avenue
Berkeley, California 94709-1323 | | | | | | |
| for use by its Institute for Leadership Development and the Study of Pacific and Asian North American Religion toward the costs of a historical documentation project that will create an archive of material pertaining to the Presbyterian Church in San Francisco's Chinatown, the first Chinese Christian congregation established outside China | 35,000.00 | 0.00 | 35,000.00 | 0.00 | 0.00 | 0.00 |
|
Paul De Mannis
P O Box 42-4323
San Francisco, California 94142 | | | | | | |
| toward the costs of a multi-media installation that explores how technologies grow out of dreams | 17,500.00 | 0.00 | 17,500.00 | 0.00 | 0.00 | 0.00 |
|
Sara Roberts
890 North Mentor Avenue
Pasadena, California 91104 | | | | | | |
| toward the costs of "The 20 to 20 Project," a multi-media experiment with collective communication in both physical and virtual space that challenges the primacy of personal identity | 17,500.00 | 0.00 | 17,500.00 | 0.00 | 0.00 | 0.00 |

THE ROCKEFELLER FOUNDATION
Identification Number 13-1659629
GRANTS AND EXPENDITURES REPORT

Statement #12
Page 88 of 302

| PROGRAM
COUNTRY
US STATE
Grantee Name(s) - Person(s) or Institution(s)
Purpose | UNEXPENDED
BALANCE
AS OF
01-Jan-2003 | APPROVED
IN 2003 | NET
EXPENDITURES
AS OF
Dec-2003 | LAPSES
(incl. canc
& recens)
IN 2003 | REVERSIONS
(incl. canc
& recens)
IN 2003 | UNEXPENDED
BALANCE
AS OF
Dec-2003 |
|--|---|---------------------|--|---|---|--|
| ===== | ===== | ===== | ===== | ===== | ===== | ===== |
| CREATIVITY & CULTURE | | | | | | |
| UNITED STATES | | | | | | |
| CALIFORNIA | | | | | | |
| Sponge
471 20th Avenue
San Francisco, California 94121 | | | | | | |
| toward the costs of a collaboration between new media art groups CodeZebra and TGarden which will investigate the creative potential of digital networks and networked environments | 50,000.00 | 0.00 | 50,000.00 | 0.00 | 0.00 | 0.00 |
| SRI International
333 Ravenswood Avenue
Menlo Park, California 94025 | | | | | | |
| toward the costs of development of models and specifications for tools that will enhance the quality of human experience in public spaces such as museums, interactive performances, kiosks, and libraries | 0.00 | 0.00 | -236.17 | 236.17 | 0.00 | 0.00 |
| Teatro Vision
Mexican Heritage Plaza
1700 Alum Rock Avenue
San Jose, California 95116 | | | | | | |
| toward the costs of a training program for cultural workers engaged in "teatro," using theater as a tool to illuminate social and political issues experienced by Latino and other immigrant communities in California | 0.00 | 150,000.00 | 0.00 | 0.00 | 0.00 | 150,000.00 |
| The National Association of Latino Independent Producers, Inc
P O Box 1247
Santa Monica, California 90406 | | | | | | |
| for support of three initiatives seeking to improve Latino presence in all aspects of media production | 50,000.00 | 0.00 | 50,000.00 | 0.00 | 0.00 | 0.00 |
| Theatre Movement Bazaar, Inc
4189 Greenbush Ave
Sherman Oaks California 91423 | | | | | | |
| to support the creation of "Dry Cleaning," a movement theater piece created by director/production designer Jeff Webster, choreographer/performer Tina Kronis and writer/performer Richard Alger | 0.00 | 20,000.00 | 20,000.00 | 0.00 | 0.00 | 0.00 |
| University of California, Berkeley
200 California Hall
Berkeley, California 94720 | | | | | | |
| for use by its Art Museum and Pacific Film Archive, toward the costs of a traveling exhibition of works by emerging Vietnamese-American artist Jun Nguyen-Hatsushiba | 0.00 | 25,000.00 | 25,000.00 | 0.00 | 0.00 | 0.00 |

THE ROCKEFELLER FOUNDATION
Identification Number 13-1659629
GRANTS AND EXPENDITURES REPORT

Statement #12
Page 89 of 302

| PROGRAM
COUNTRY
US STATE
Grantee Name(s) - Person(s) or Institution(s)
Purpose | UNEXPENDED
BALANCE
AS OF
01-Jan-2003 | APPROVED
IN 2003 | NET
EXPENDITURES
AS OF
Dec-2003 | LAPSES
(incl. cancels
& recens)
IN 2003 | REVERSIONS
(incl. cancels
& recens)
IN 2003 | UNEXPENDED
BALANCE
AS OF
Dec-2003 |
|---|---|---------------------|--|--|--|--|
| ===== | ===== | ===== | ===== | ===== | ===== | ===== |
| CREATIVITY & CULTURE | | | | | | |
| UNITED STATES | | | | | | |
| CALIFORNIA | | | | | | |
| University of California, Los Angeles
405 Hilgard Avenue
Box 951361
Los Angeles, California 90095-1361 | | | | | | |
| for use by its Chicano Studies Research Center and Film and Television Archive toward the costs of the Chicano Cinema Recovery Project, a national film heritage preservation and archival project for independent Chicano- and Latino-produced films | 15,000.00 | 0.00 | 0.00 | 0.00 | 0.00 | 15,000.00 |
| for use by its Chicano Studies Research Center toward the costs of "A Ver: A Revisioning of Art History," a major research project and monograph series on the cultural, aesthetic and historical contributions of Chicano, Puerto Rican, Cuban and other U.S. Latino artists | 0.00 | 75,000.00 | 75,000.00 | 0.00 | 0.00 | 0.00 |
| for use by UCLA Performing Arts to support the production of "Revenant Technologies," a multimedia work by director/performer/video designers Hannah Sim and Mark Steger and technical and visual designer Barry Schwartz | 0.00 | 25,000.00 | 0.00 | 0.00 | 0.00 | 25,000.00 |
| toward the costs of the exhibition, "The Art of Rice: Spirit and Sustenance in Asla" at the Fowler Museum of Cultural History | 100,000.00 | 0.00 | 100,000.00 | 0.00 | 0.00 | 0.00 |
| University of California, Santa Cruz
1156 High Street
Santa Cruz, California 95064 | | | | | | |
| for use by its Center for Cultural Studies toward the costs of a program of Rockefeller Foundation Resident Fellowships in the Humanities entitled: "Other Globalizations: Histories, Trans-regionalisms, and Cultural Formations" | 313,987.00 | 0.00 | 105,525.00 | 0.00 | 0.00 | 208,462.00 |
| University of Southern California
University Park Campus
Los Angeles, California 90089-0012 | | | | | | |
| toward the costs of the exhibition and publication, "Mixed Feelings: Art and Culture in a Postborder Metropolis" at the Fisher Gallery | 0.00 | 0.00 | -11.10 | 11.10 | 0.00 | 0.00 |
| Youth Speaks, Inc
2169 Folsom Street
Studio 100
San Francisco, California 94110 | | | | | | |
| to support the creation and production of a dance by choreographer Robert Moses Incorporating writing by Youth Speaks poets and performers | 0.00 | 10,000.00 | 10,000.00 | 0.00 | 0.00 | 0.00 |

THE ROCKEFELLER FOUNDATION
Identification Number 13-1659629
GRANTS AND EXPENDITURES REPORT

Statement #12
Page 90 of 302

| PROGRAM
COUNTRY
US STATE
Grantee Name(s) - Person(s) or Institution(s)
Purpose | UNEXPENDED
BALANCE
AS OF
01-Jan-2003 | APPROVED
IN 2003 | NET
EXPENDITURES
AS OF
Dec-2003 | LAPSES
(incl. canc
& recens)
IN 2003 | REVERSIONS
(incl. canc
& recens)
IN 2003 | UNEXPENDED
BALANCE
AS OF
Dec-2003 |
|---|---|---------------------|--|---|---|--|
| ===== | ===== | ===== | ===== | ===== | ===== | ===== |
| CREATIVITY & CULTURE | | | | | | |
| UNITED STATES | | | | | | |
| CALIFORNIA | | | | | | |
| Z Space Studio
131 10th St , 3rd Floor
San Francisco, California 94103 | | | | | | |
| to support a production of "The People's Temple Theater Project," a verbatim text play co-written and directed by Leigh Fondakowski, co-written and performed by Margo Hall and co-written and with dramaturgy by Steven Wangh | 0.00 | 29,000.00 | 29,000.00 | 0.00 | 0.00 | 0.00 |
|
Zaccho S F
1777 Yosemite Avenue
#330
San Francisco, California 94124 | | | | | | |
| to support the production of "Ghost Architecture," an aerial dance installation by choreographer Joanna Haigood and sculptor and rigging designer Wayne Campbell | 0.00 | 30,000.00 | 30,000.00 | 0.00 | 0.00 | 0.00 |
|
COLORADO | | | | | | |
| Acoma Center, Inc
1080 Acoma
Denver, Colorado 80204 | | | | | | |
| to support a commission and residency for playwright Joan Holden to write The Speer Project, a community-based history play | 0.00 | 15,000.00 | 15,000.00 | 0.00 | 0.00 | 0.00 |
|
Fort Lewis College
1000 Rim Drive
Durango, Colorado 81301 | | | | | | |
| for use by its Center of Southwest Studies, in support of the exhibition, "Circle of the Spirit: Navajo and Tibetan Wisdom for Living" | 0.00 | 25,000.00 | 0.00 | 0.00 | 0.00 | 25,000.00 |
|
CONNECTICUT | | | | | | |
| Connecticut College
270 Mohegan Avenue
New London, Connecticut 06320-4196 | | | | | | |
| toward the costs of The Yunnan China/Mekong Project, to foster cultural exchange and the preservation of regional arts in the Mekong region | 0.00 | 50,000.00 | 0.00 | 0.00 | 0.00 | 50,000.00 |
|
Trinity College
300 Summit Street
Hartford, Connecticut 06106 | | | | | | |
| for use by its Hartford Studies Project in support of a collaborative documentary film project that will unite community residents, academics and activists in an exploration of the history and deep transitions of Hartford, Connecticut from 1969 to the present | 0.00 | 100,000.00 | 0.00 | 0.00 | 0.00 | 100,000.00 |

THE ROCKEFELLER FOUNDATION
Identification Number 13-1659629
GRANTS AND EXPENDITURES REPORT

Statement #12
Page 91 of 302

| PROGRAM
COUNTRY
US STATE
Grantee Name(s) - Person(s) or Institution(s)
Purpose | UNEXPENDED
BALANCE
AS OF
01-Jan-2003 | APPROVED
IN 2003 | NET
EXPENDITURES
AS OF
Dec-2003 | LAPSES
(incl. canc
& recens)
IN 2003 | REVERSIONS
(incl. canc
& recens)
IN 2003 | UNEXPENDED
BALANCE
AS OF
Dec-2003 |
|--|---|---------------------|--|---|---|--|
| ===== | ===== | ===== | ===== | ===== | ===== | ===== |
| CREATIVITY & CULTURE | | | | | | |
| UNITED STATES | | | | | | |
| WASHINGTON, DC | | | | | | |
| American Library Association
1301 Pennsylvania Avenue, NW
Suite 403
Washington, DC 20004 | | | | | | |
| toward the costs of a workshop that examines the evolving concept of the Information Commons in the specific context of libraries and library services in the digital age | 0.00 | 47,000.00 | 47,000.00 | 0.00 | 0.00 | 0.00 |
|
American University
4400 Massachusetts Avenue, NW
Washington, DC 20016 | | | | | | |
| for use by its Center for Social Media toward the costs of the study, "Imagination, Creativity, and Control in Independent Filmmaking: Mapping the Creative Tensions in Today's Intellectual Property Regime" | 0.00 | 88,190.00 | 88,190.00 | 0.00 | 0.00 | 0.00 |
|
Center for Arts and Culture
819 Seventh St , NW
Suite 505
Washington, DC 20001-3772 | | | | | | |
| toward program support, with a special emphasis on a contract with the Bureau of Economic Analysis at the Department of Commerce to define, research and measure the scope of the "creative sector" | 0.00 | 100,000.00 | 100,000.00 | 0.00 | 0.00 | 0.00 |
|
toward the costs of ongoing activities | 100,000.00 | 0.00 | 100,000.00 | 0.00 | 0.00 | 0.00 |
|
Future of Music Coalition
1325 13th Street NW
Suite 103
Washington, DC 20005 | | | | | | |
| toward the costs of a project to document musicians' perspectives on intellectual property and to develop educational materials about, and to convene stakeholders to discuss potential licensing solutions | 0.00 | 50,000.00 | 50,000.00 | 0.00 | 0.00 | 0.00 |
|
National Academy of Sciences
500 Fifth Street
Washington, DC 20001 | | | | | | |
| toward the production and dissemination of a report by the Computer Science and Telecommunications Board on creativity and information technologies entitled: Beyond Productivity: Information Technology, Innovation and Creativity | 0.00 | 85,000.00 | 85,000.00 | 0.00 | 0.00 | 0.00 |

Statement #12
Page 92 of 302

| PROGRAM
COUNTRY
US STATE
Grantee Name(s) - Person(s) or Institution(s)
Purpose | UNEXPENDED
BALANCE
AS OF
01-Jan-2003 | APPROVED
IN 2003 | NET
EXPENDITURES
AS OF
Dec-2003 | LAPSES
(incl. canc
& recens)
IN 2003 | REVERSIONS
(incl. canc
& recens)
IN 2003 | UNEXPENDED
BALANCE
AS OF
Dec-2003 |
|---|---|---------------------|--|---|---|--|
| CREATIVITY & CULTURE | | | | | | |
| UNITED STATES | | | | | | |
| WASHINGTON, DC | | | | | | |
| Public Knowledge | | | | | | |
| 1875 Connecticut Avenue, NW | | | | | | |
| Suite 650 | | | | | | |
| Washington, DC 20009 | | | | | | |
| toward the costs of "Empowering Creators in the Digital Age," a project to address the impact of new digital technologies and increasingly restrictive copyright policies on the ability of artists to create | 0.00 | 100,000.00 | 100,000.00 | 0.00 | 0.00 | 0.00 |
| Smithsonian Institution | | | | | | |
| 1000 Jefferson Dnve, S W | | | | | | |
| Room 205 - MRC 016 | | | | | | |
| Washington, DC 20560 | | | | | | |
| for use by its Center for Folklife and Cultural Heritage toward the continuing costs of a capacity-building and training initiative at the Vietnam Museum of Ethnology (Hanoi) that has produced a collaborative project entitled Mekong Lifeways, which will culminate in a traveling exhibition, a video, a web site and a book | 0.00 | 74,742.00 | 74,742.00 | 0.00 | 0.00 | 0.00 |
| for use by its Center for Folklife and Cultural Heritage toward the costs of a program of Rockefeller Foundation Resident Fellowships in the Humanities entitled: "Theorizing Cultural Heritage" | 0.00 | 325,000.00 | 4,000.00 | 0.00 | 0.00 | 321,000.00 |
| toward the costs of a capacity-building initiative at the Vietnam Museum of Ethnology (Hanoi), which will produce a collaborative project entitled: "Mekong Lifeways" | 177,000.00 | 0.00 | 177,000.00 | 0.00 | 0.00 | 0.00 |
| toward the costs of the exhibition, "I, Too, Sing America: African American Personal Narratives in American History" at the Anacostia Museum and Center for African American History and Culture | 0.00 | 50,000.00 | 50,000.00 | 0.00 | 0.00 | 0.00 |
| toward the development and installation of three Inaugural exhibitions: "Our Universes," "Our Peoples," and "Our Lives" at the National Museum of the American Indian | 0.00 | 100,000.00 | 50,000.00 | 0.00 | 0.00 | 50,000.00 |
| The Library of Congress | | | | | | |
| 101 Independence Avenue, S E | | | | | | |
| Washington, DC 20540 | | | | | | |
| for use by its Area Studies Collections toward the costs of a program of Rockefeller Foundation Resident Fellowships in the Humanities entitled, "Globalization and Muslim Societies" | 210,000.00 | 0.00 | 105,200.00 | 0.00 | 0.00 | 104,800.00 |
| The Urban Institute | | | | | | |
| 2100 M Street, N W. | | | | | | |
| Washington, DC 20037 | | | | | | |
| toward the costs of "The Arts and Culture Indicators in Community Project," to develop a new paradigm for the inclusion of arts and culture in quality of life measurements systems and as a dimension of research and policy discussions on community development, neighborhood transformation and civic engagement | 0.00 | 980,091.00 | 490,042.00 | 0.00 | 0.00 | 490,049.00 |

THE ROCKEFELLER FOUNDATION
Identification Number 13-1659629
GRANTS AND EXPENDITURES REPORT

Statement #12
Page 93 of 302

| PROGRAM
COUNTRY
US STATE
Grantee Name(s) - Person(s) or Institution(s)
Purpose | UNEXPENDED
BALANCE
AS OF
01-Jan-2003 | APPROVED
IN 2003 | NET
EXPENDITURES
AS OF
Dec-2003 | LAPSES
(Incl. cancels
& recs.)
IN 2003 | REVERSIONS
(Incl. cancels
& recs.)
IN 2003 | UNEXPENDED
BALANCE
AS OF
Dec-2003 |
|---|---|---------------------|--|---|---|--|
| ----- | ----- | ----- | ----- | ----- | ----- | ----- |
| CREATIVITY & CULTURE | | | | | | |
| UNITED STATES | | | | | | |
| WASHINGTON, DC | | | | | | |
| The Urban Institute | | | | | | |
| toward the costs of the Arts and Culture Indicators in Community Building Project III | 164,526.00 | 0.00 | 164,526.00 | 0.00 | 0.00 | 0.00 |
|
 | | | | | | |
| GEORGIA | | | | | | |
| Center for Puppetry Arts, Inc | | | | | | |
| 1404 Spring Street, NW | | | | | | |
| Atlanta, Georgia 30309 | | | | | | |
| toward the development and production of "Avanti Da Vinci," by designer and author Jason Hines and director and author Jon Ludwig | 0.00 | 30,000.00 | 30,000.00 | 0.00 | 0.00 | 0.00 |
|
 | | | | | | |
| Emory University | | | | | | |
| 1555 Pierce Drive | | | | | | |
| Atlanta, Georgia | | | | | | |
| toward the costs of a collaborative program between its Center for the Study of Public Scholarship and representatives of South Africa's university, arts and museum communities, pertaining to professional and intellectual issues in those sectors related to the transition from apartheid | 100,000.00 | 0.00 | 0.00 | 0.00 | 0.00 | 100,000.00 |
|
 | | | | | | |
| toward the costs of a collaborative program between the Center for the Study of Public Scholarship and representatives of South Africa's university, arts, and museum communities | 167,600.00 | 0.00 | 167,600.00 | 0.00 | 0.00 | 0.00 |
|
 | | | | | | |
| HAWAII | | | | | | |
| Ka'ala Farm, Inc | | | | | | |
| PO Box 630 | | | | | | |
| Wa'ananae, Hawaii 96792-0630 | | | | | | |
| toward the costs of "Care for the Canoe, Cherish the Canoe," a wood carving project which aims to help revive a native Hawaiian sculptural tradition | 100,000.00 | 0.00 | 0.00 | 0.00 | 0.00 | 100,000.00 |
|
 | | | | | | |
| ILLINOIS | | | | | | |
| Columbia College | | | | | | |
| Chicago, Illinois | | | | | | |
| for use by its Office of Community Arts Partnerships toward the costs of Building the Field: The Next Generation Arts Leadership Project, a master's degree program that will provide professional training to youth arts leaders and increase the capacity of community-based arts organizations | 0.00 | 150,000.00 | 0.00 | 0.00 | 0.00 | 150,000.00 |
|
 | | | | | | |
| Columbia College Chicago | | | | | | |
| 600 S. Michigan Avenue | | | | | | |
| Chicago, Illinois 60605-1996 | | | | | | |
| for use by its Center for Black Music Research toward the costs of a program of Rockefeller Foundation Resident Fellowships in the Humanities entitled: "Diasporal Unities in the Circum-Caribbean (and Beyond)" | 320,375.00 | 0.00 | 108,000.00 | 0.00 | 0.00 | 212,375.00 |

THE ROCKEFELLER FOUNDATION
Identification Number 13-1659629
GRANTS AND EXPENDITURES REPORT

Statement #12
Page 94 of 302

| PROGRAM
COUNTRY
US STATE
Grantee Name(s) - Person(s) or Institution(s)
Purpose | UNEXPENDED
BALANCE
AS OF
01-Jan-2003 | APPROVED
IN 2003 | NET
EXPENDITURES
AS OF
Dec-2003 | LAPSES
(Incl. canc
& recens)
IN 2003 | REVERSIONS
(Incl. canc
& recens)
IN 2003 | UNEXPENDED
BALANCE
AS OF
Dec-2003 |
|---|---|---------------------|--|---|---|--|
| ===== | ===== | ===== | ===== | ===== | ===== | ===== |
| CREATIVITY & CULTURE | | | | | | |
| UNITED STATES | | | | | | |
| ILLINOIS | | | | | | |
| Daniel J. Sandin
University of Illinois
851 S Morgan Street, RM 1120 SEO
Chicago, Illinois 60607-7053 | | | | | | |
| toward the costs of "Looking for Water 2," a virtual reality, 3-D installation that takes the participant through a journey that begins in outer space and ends in the islands of northern Lake Michigan | 17,500.00 | 0.00 | 17,500.00 | 0.00 | 0.00 | 0.00 |
| Museum of Contemporary Art
220 East Chicago Avenue
Chicago, Illinois 60611 | | | | | | |
| toward the costs of "One True Thing: Meditations on Black Aesthetics," an exhibition of new works by artist Kerry James Marshall | 0.00 | 50,000.00 | 50,000.00 | 0.00 | 0.00 | 0.00 |
| Northwestern University
633 Clark Street
Evanston, Illinois 60208 | | | | | | |
| for use by its Program in Latin American and Caribbean Studies, Center for International and Comparative Studies, and Program of African Studies toward the costs of a program of Rockefeller Foundation Resident Fellowships in the Humanities entitled: How Do the Poor Constitute Community? | 0.00 | 325,000.00 | 1,850.00 | 0.00 | 0.00 | 323,150.00 |
| The Newberry Library
60 West Walton Street
Chicago, Illinois 60610-3380 | | | | | | |
| for use by its D'Arcy McNickle Center for American Indian History toward the costs of a program of Rockefeller Foundation Resident Fellowships in the Humanities entitled, Tribal Histories and a Plural World: Toward a New Paradigm" | 206,676.83 | 0.00 | 94,303.12 | 0.00 | 0.00 | 112,373.71 |
| University of Illinois at Chicago
Chicago, Illinois 60612 | | | | | | |
| for use by its Latin American and Latino Studies Program toward the costs of a program of Rockefeller Foundation Resident Fellowships in the Humanities entitled, "Latino Chicago: A Model for Emerging Latinidades?" | 0.00 | 325,000.00 | 8,961.00 | 0.00 | 0.00 | 316,039.00 |
| University of Illinois at Urbana-Champaign
1401 West Greene Street
Urbana, Illinois 61801 | | | | | | |
| for use by its Center for African Studies toward the costs of a program of Rockefeller Foundation Resident Fellowships in the Humanities entitled: "Education and African Modernities" | 321,765.00 | 0.00 | 100,741.00 | 0.00 | 0.00 | 221,024.00 |

THE ROCKEFELLER FOUNDATION
Identification Number 13-1659629
GRANTS AND EXPENDITURES REPORT

Statement #12
Page 95 of 302

| PROGRAM
COUNTRY
US STATE
Grantee Name(s) - Person(s) or Institution(s)
Purpose | UNEXPENDED
BALANCE
AS OF
01-Jan-2003 | APPROVED
IN 2003 | NET
EXPENDITURES
AS OF
Dec-2003 | LAPSES
(incl. canc
& recens)
IN 2003 | REVERSIONS
(incl. canc
& recens)
IN 2003 | UNEXPENDED
BALANCE
AS OF
Dec-2003 |
|--|---|---------------------|--|---|---|--|
| ----- | ----- | ----- | ----- | ----- | ----- | ----- |
| CREATIVITY & CULTURE | | | | | | |
| UNITED STATES | | | | | | |
| INDIANA | | | | | | |
| <i>University of Notre Dame</i>
Notre Dame, Indiana 46566 | | | | | | |
| for use by its Department of Film, Television and Theatre to support the creation of "Avantil," a multimedia theater work written by Jessica Chalmers | 0.00 | 25,000.00 | 25,000.00 | 0.00 | 0.00 | 0.00 |
| for use by its Kroc Institute for International Peace Studies toward the costs of a program of Rockefeller Foundation Resident Fellowships in the Humanities entitled: "Program in Religion, Conflict and Peacebuilding" | 0.00 | 325,000.00 | 4,000.00 | 0.00 | 0.00 | 321,000.00 |
| KENTUCKY | | | | | | |
| Appalshop, Incorporated
91 Madison Avenue
Whitesburg, Kentucky 41858 | | | | | | |
| for support of "The Robert F. Kennedy Performance Project," a real-time, multi-site re-creation of Robert Kennedy's 1968 tour through central Appalachia | 0.00 | 100,000.00 | 0.00 | 0.00 | 0.00 | 100,000.00 |
| Southeast Community College
700 College Road
Cumberland, Kentucky 40823 | | | | | | |
| for use by its Appalachian Program for "The Harlan County Project," a network of artistic and cultural projects to address social conditions and to build community capacity for continuous organizing toward democratic change | 149,470.00 | 0.00 | 50,000.00 | 0.00 | 0.00 | 99,470.00 |
| University of Kentucky
Lexington, Kentucky | | | | | | |
| for use by its Committee on Social Theory and its Appalachian Center toward the costs of a program of Rockefeller Foundation Resident Fellowships in the Humanities entitled, "Civic Professionalism and Global Regionalism: Justice, Sustainability, and the 'Scaling Up' of Community Participation" | 203,905.00 | 0.00 | 102,252.92 | 0.00 | 0.00 | 101,652.08 |
| LOUISIANA | | | | | | |
| Tulane University
6823 St Charles Avenue
New Orleans, Louisiana 70118 | | | | | | |
| for use by its Stone Center for Latin American Studies toward the costs of a program of Rockefeller Foundation Resident Fellowships in the Humanities entitled: "Shared Inheritances: Comparative Studies in Creativity and Performance" | 321,000.00 | 0.00 | 111,900.00 | 0.00 | 0.00 | 209,100.00 |

Statement #12
Page 96 of 302

| PROGRAM
COUNTRY
US STATE
Grantee Name(s) - Person(s) or Institution(s)
Purpose | UNEXPENDED
BALANCE
AS OF
01-Jan-2003 | APPROVED
IN 2003 | NET
EXPENDITURES
AS OF
Dec-2003 | LAPSES
(Incl. canc
& recens)
IN 2003 | REVERSIONS
(Incl. canc
& recens)
IN 2003 | UNEXPENDED
BALANCE
AS OF
Dec-2003 |
|--|---|---------------------|--|---|---|--|
| CREATIVITY & CULTURE | | | | | | |
| UNITED STATES | | | | | | |
| MAINE | | | | | | |
| Center for Cultural Exchange
One Longfellow Square
Portland, Maine 04101 | | | | | | |
| to support the creation and production of "reORIENTalism," a multidisciplinary performance created by composer and musician Alan Shavarsh Bardezbanian, poet and librettist Suhelr Hammad, with percussionist and designer Karim Nagy Mohammed | 0.00 | 15,000.00 | 15,000.00 | 0.00 | 0.00 | 0.00 |
| University of Maine
200 Alumni Hall
Orono, Maine 04469-5703 | | | | | | |
| for use by its New Media Program toward the costs of the Open Art Network, an initiative that aims to empower artists working in digital formats by devising and promoting standards that encourage open access to Internet architecture and digital media | 100,000.00 | 0.00 | 50,000.00 | 0.00 | 0.00 | 50,000.00 |
| MARYLAND | | | | | | |
| Johns Hopkins University
3400 North Charles Street
Baltimore, Maryland 21218 | | | | | | |
| for use by its Department of Anthropology toward the costs of a program of Rockefeller Foundation Resident Fellowships in the Humanities entitled, "The Child on the Wing: Children Negotiating the Everyday Geography of Violence" | 0.00 | 325,000.00 | 16,200.00 | 0.00 | 0.00 | 308,800.00 |
| MASSACHUSETTS | | | | | | |
| American Academy of Arts and Sciences
Norton's Woods
136 Irving Street
Cambridge, Massachusetts 02138-1996 | | | | | | |
| toward the costs of developing a research infrastructure and a coordinated national plan for improving data collection in the humanities | 125,000.00 | 0.00 | 125,000.00 | 0.00 | 0.00 | 0.00 |
| Andrew Millington
43 Peter Parley Road, #1
Jamaica Plain, Massachusetts 02130 | | | | | | |
| toward the costs of "Zumbi's Dream," a narrative film about a Caribbean immigrant and a young African-American woman caring for her Alzheimer's-afflicted grandfather | 17,500.00 | 0.00 | 17,500.00 | 0.00 | 0.00 | 0.00 |
| Angkor Dance Troupe
P O. Box 1553
Lowell, Massachusetts 01853 | | | | | | |
| toward the costs of a traditional Cambodian dance training program, and ancillary training in personal and career development, for at-risk youth from the Cambodian American community | 86,900.00 | 0.00 | 43,450.00 | 0.00 | 0.00 | 43,450.00 |

THE ROCKEFELLER FOUNDATION
Identification Number 13-1659629
GRANTS AND EXPENDITURES REPORT

Statement #12
Page 97 of 302

| PROGRAM
COUNTRY
US STATE
Grantee Name(s) - Person(s) or Institution(s)
Purpose | UNEXPENDED
BALANCE
AS OF
01-Jan-2003 | APPROVED
IN 2003 | NET
EXPENDITURES
AS OF
Dec-2003 | LAPSES
(incl. canc
& recens)
IN 2003 | REVERSIONS
(incl. canc
& recens)
IN 2003 | UNEXPENDED
BALANCE
AS OF
Dec-2003 |
|---|---|---------------------|--|---|---|--|
| ===== | ===== | ===== | ===== | ===== | ===== | ===== |
| CREATIVITY & CULTURE | | | | | | |
| UNITED STATES | | | | | | |
| MASSACHUSETTS | | | | | | |
| Harvard University
Massachusetts Hall
Cambridge, Massachusetts 02138 | | | | | | |
| toward the costs of a series of conferences entitled, "New Americas," aimed at developing new understandings of American Society within a global context | 183,750.00 | 0.00 | 0.00 | 0.00 | 0.00 | 183,750.00 |
| toward the costs of its Pluralism Project, a research program that seeks to document, and to provide outreach and education on, the religious diversity of the United States | 115,500.00 | 0.00 | 0.00 | 0.00 | 0.00 | 115,500.00 |
| New England Foundation for the Arts, Inc
266 Summer Street
Second Floor
Boston, Massachusetts 02210 | | | | | | |
| toward the costs of the Cambodian Artists Project, a program designed to preserve, document and present traditional and contemporary Cambodian and Cambodian-American performing arts | 0.00 | 150,000.00 | 150,000.00 | 0.00 | 0.00 | 0.00 |
| University of Massachusetts, Boston
100 Morrissey Boulevard
Boston, Massachusetts 02125-3393 | | | | | | |
| for use by its Joiner Center for the Study of War and Social Consequences toward the costs of a program of Rockefeller Foundation Resident Fellowships in the Humanities entitled, "Culture, Art, Trauma, Survival, Development: Vietnamese Contexts" | 0.00 | 325,000.00 | 21,000.00 | 0.00 | 0.00 | 304,000.00 |
| MICHIGAN | | | | | | |
| Arab Community Center for Economic and Social Services (ACCESS)
2651 Saulino Ct.
Dearborn, Michigan 48120 | | | | | | |
| toward the costs of the exhibition, "Crossing Boundaries: Arab American Artists in the United States" | 0.00 | 50,000.00 | 50,000.00 | 0.00 | 0.00 | 0.00 |
| Artrain, Inc
1100 North Main Street
Suite 106
Ann Arbor, Michigan 48104 | | | | | | |
| toward the costs of the exhibition, "Native Views: Influences of Modern Culture" | 0.00 | 50,000.00 | 50,000.00 | 0.00 | 0.00 | 0.00 |

Statement #12
Page 98 of 302

| PROGRAM
COUNTRY
US STATE
Grantee Name(s) - Person(s) or Institution(s)
Purpose | UNEXPENDED
BALANCE
AS OF
01-Jan-2003 | APPROVED
IN 2003 | NET
EXPENDITURES
AS OF
Dec-2003 | LAPSES
(incl. cancels
& recs.)
IN 2003 | REVERSIONS
(incl. cancels
& recs.)
IN 2003 | UNEXPENDED
BALANCE
AS OF
Dec-2003 |
|--|---|---------------------|--|---|---|--|
| CREATIVITY & CULTURE | | | | | | |
| UNITED STATES | | | | | | |
| MICHIGAN | | | | | | |
| University of Michigan
503 Thompson Street
2074 Fleming Administrative Building
Ann Arbor, Michigan 48109-1340 | | | | | | |
| for use by its Prison Creative Arts Project toward the costs of "The Linkage Project," which provides workshops, portfolio preparation, mentoring and exhibitions for formerly incarcerated artists | 40,000.00 | 0.00 | 16,679.84 | 0.00 | 0.00 | 23,320.16 |
| MINNESOTA | | | | | | |
| Southern Theater Foundation
1420 Washington Ave S
Minneapolis, Minnesota 55454 | | | | | | |
| to support the creation and development of "Dream House," a performance by composer Mary Ellen Childs and multimedia artist Tony Brown, to be performed by the string quartet Ethel | 0.00 | 20,000.00 | 20,000.00 | 0.00 | 0.00 | 0.00 |
| The Children's Theater Company and School
2400 Third Avenue South
Minneapolis, Minnesota 55404 | | | | | | |
| to support the development of an untitled site-specific theater piece created by The Children's Theatre and School in collaboration with director Whit MacLaughlin | 0.00 | 35,000.00 | 35,000.00 | 0.00 | 0.00 | 0.00 |
| The Minneapolis Society of Fine Arts
2400 Third Avenue South
Minneapolis, Minnesota 55404 | | | | | | |
| toward the costs of the exhibition, "Art of the Northern Plains: The White Clay People" | 0.00 | 75,000.00 | 0.00 | 0.00 | 0.00 | 75,000.00 |
| White Earth Reservation
P.O. Box 418
White Earth, Minnesota 56591 | | | | | | |
| toward the costs of "Honoring the Seven Fires: Community Stories of Our Sacred Grain," a project exploring the cultural and spiritual meanings of wild rice and waterways to the Anishinaabe or Minnesota Chippewa Tribe | 41,500.00 | 0.00 | 0.00 | 0.00 | 0.00 | 41,500.00 |
| Youth Farm and Market Project
2831 Aldrich Avenue South
Minneapolis, Minnesota 55408 | | | | | | |
| for a series of cultural presentations, workshops and performances by members of Mexican, Hmong and Somali immigrant communities on the West Side of Minneapolis | 0.00 | 150,000.00 | 50,000.00 | 0.00 | 0.00 | 100,000.00 |

THE ROCKEFELLER FOUNDATION
Identification Number 13-1659629
GRANTS AND EXPENDITURES REPORT

Statement #12
Page 99 of 302

| PROGRAM
COUNTRY
US STATE
Grantee Name(s) - Person(s) or Institution(s)
Purpose | UNEXPENDED
BALANCE
AS OF
01-Jan-2003 | APPROVED
IN 2003 | NET
EXPENDITURES
AS OF
Dec-2003 | LAPSES
(incl. canc
& recens)
IN 2003 | REVERSIONS
(incl. canc
& recens)
IN 2003 | UNEXPENDED
BALANCE
AS OF
Dec-2003 |
|--|---|---------------------|--|---|---|--|
| ===== | ===== | ===== | ===== | ===== | ===== | ===== |
| CREATIVITY & CULTURE | | | | | | |
| UNITED STATES | | | | | | |
| MISSOURI | | | | | | |
| Missoun Histonical Society
P O Box 11940
St. Louis, Missoun 63112-0040 | | | | | | |
| toward the costs of an oral history curriculum development project | 13,531.02 | 0.00 | 0.00 | 0.00 | 0.00 | 13,531.02 |
| NEVADA | | | | | | |
| Gabriel Lopez-Shaw
P O Box 103
Wadsworth, Nevada 89442 | | | | | | |
| toward the costs of "Indigenous Movement: Gwichiin," the first in a series of DVDs documenting indigenous lifestyles and how the indigenous movement is addressing global issues | 17,500.00 | 0.00 | 17,500.00 | 0.00 | 0.00 | 0.00 |
| NEW HAMPSHIRE | | | | | | |
| Dartmouth College
Hanover, New Hampshire | | | | | | |
| toward the costs of the travelling exhibition, "Jose Clemente Orozco in the United States, 1927-1934," at the Hood Museum of Art | 40,259.00 | 0.00 | 40,259.00 | 0.00 | 0.00 | 0.00 |
| NEW JERSEY | | | | | | |
| Family Promise, Inc
71 Summit Avenue
Summit, New Jersey 07901 | | | | | | |
| toward the costs of developing three new interfaith hospitality networks, which provide services for needy families and simultaneously act as platforms to promote interfaith dialogue and religious diversity | 0.00 | 75,000.00 | 75,000.00 | 0.00 | 0.00 | 0.00 |
| NEW MEXICO | | | | | | |
| Museum of New Mexico Foundation
P.O Box 2065
Santa Fe, New Mexico 87504 | | | | | | |
| for use by the Museum of International Folk Art, toward the costs of "Carnaval," an exhibition that explores the celebration of carnival in eight cities throughout the world | 0.00 | 35,000.00 | 17,500.00 | 0.00 | 0.00 | 17,500.00 |
| Theatre Grottesco North America, Inc
551 Cordova Rd , #8400
Santa Fe, New Mexico 87505 | | | | | | |
| to support the development of "The Magic Realism Project," a collaboration between director and writer John Flax, director and choreographer Della Davidson and dramaturg Angelina Llongueras | 0.00 | 25,000.00 | 25,000.00 | 0.00 | 0.00 | 0.00 |

Statement #12
Page 100 of 302

| PROGRAM | UNEXPENDED | | NET | LAPSES | REVERSIONS | UNEXPENDED |
|--|-------------|------------|--------------|----------------|----------------|------------|
| COUNTRY | BALANCE | | EXPENDITURES | (incl. cancels | (incl. cancels | BALANCE |
| US STATE | AS OF | APPROVED | AS OF | & recens) | & recens) | AS OF |
| Grantee Name(s) - Person(s) or Institution(s) | 01-Jan-2003 | IN 2003 | Dec-2003 | IN 2003 | IN 2003 | Dec-2003 |
| Purpose | | | | | | |
| ===== | ===== | ===== | ===== | ===== | ===== | ===== |
| CREATIVITY & CULTURE | | | | | | |
| UNITED STATES | | | | | | |
| NEW YORK | | | | | | |
| Alliance of New York State Arts Councils, Inc | | | | | | |
| Box 96 | | | | | | |
| 245 Love Lane | | | | | | |
| Matituck, New York 11952-0096 | | | | | | |
| | | | | | | |
| toward the costs of Its Community E-Institute, a community organizing training institute for arts leaders in New York State | 0.00 | 50,000.00 | 50,000.00 | 0.00 | 0.00 | 0.00 |
| | | | | | | |
| | | | | | | |
| American Council of Learned Societies | | | | | | |
| 633 Third Avenue, 8th Floor | | | | | | |
| New York, New York 10017-6795 | | | | | | |
| | | | | | | |
| toward the costs of non-resident fellows in its Frederick Burkhardt Fellowship Program for recently tenured faculty in the humanities and related social sciences | 162,500.00 | 0.00 | 0.00 | 0.00 | 0.00 | 162,500.00 |
| | | | | | | |
| | | | | | | |
| toward the costs of the Burkhardt Fellowships program | 136,600.00 | 0.00 | 136,600.00 | 0.00 | 0.00 | 0.00 |
| | | | | | | |
| | | | | | | |
| Art Start, Incorporated | | | | | | |
| 285 Broadway, Suite 620 | | | | | | |
| New York, New York 10013 | | | | | | |
| | | | | | | |
| toward the costs of producing a public access television series entitled: "De-Cipher," which will air youth-designed discussion circles and street interviews that explore the ways the hip-hop generation and subculture influence the participants' lives and communities and society at large | 0.00 | 35,000.00 | 35,000.00 | 0.00 | 0.00 | 0.00 |
| | | | | | | |
| | | | | | | |
| Arts International, Inc | | | | | | |
| 251 Park Avenue South | | | | | | |
| Fifth Floor | | | | | | |
| New York, New York 10010-7302 | | | | | | |
| | | | | | | |
| toward the costs of the activities of the Fund for U.S. Artists at International Festivals and Exhibitions in 2004 and implementation of a fundraising strategy designed to ensure the long-term sustainability of the Fund | 0.00 | 300,000.00 | 300,000.00 | 0.00 | 0.00 | 0.00 |
| | | | | | | |
| | | | | | | |
| toward the costs of the Fund for U.S. Artists at International Festivals and Exhibitions | 0.00 | 350,000.00 | 350,000.00 | 0.00 | 0.00 | 0.00 |
| | | | | | | |
| | | | | | | |
| Asian Cultural Council, Inc. | | | | | | |
| 437 Madison Avenue | | | | | | |
| 37th Floor | | | | | | |
| New York, New York 10022-7001 | | | | | | |
| | | | | | | |
| to provide continued support for the Cambodian Arts Mentorship Program | 100,000.00 | 0.00 | 100,000.00 | 0.00 | 0.00 | 0.00 |

THE ROCKEFELLER FOUNDATION
Identification Number 13-1659629
GRANTS AND EXPENDITURES REPORT

Statement #12
Page 101 of 302

| PROGRAM
COUNTRY
US STATE
Grantee Name(s) - Person(s) or Institution(s)
Purpose | UNEXPENDED
BALANCE
AS OF
01-Jan-2003 | APPROVED
IN 2003 | NET
EXPENDITURES
AS OF
Dec-2003 | LAPSES
(incl. canc
& recens)
IN 2003 | REVERSIONS
(incl. canc
& recens)
IN 2003 | UNEXPENDED
BALANCE
AS OF
Dec-2003 |
|---|---|---------------------|--|---|---|--|
| ----- | ----- | ----- | ----- | ----- | ----- | ----- |
| CREATIVITY & CULTURE | | | | | | |
| UNITED STATES | | | | | | |
| NEW YORK | | | | | | |
| Asian Cultural Council, Inc
toward the costs of its Mekong Region Arts and Culture Grant Initiative, a three-year fellowship program for artists and scholars from countries in the Mekong region | 0.00 | 320,000.00 | 106,666.00 | 0.00 | 0.00 | 213,334.00 |
| toward the costs of the Mekong Region Arts and Culture Grants Initiative, which will support a network, a conference, and a three-year fellowships program for artists and scholars from countries in the Mekong region | 172,025.00 | 0.00 | 172,025.00 | 0.00 | 0.00 | 0.00 |
| Association for Cultural Equity, Inc
c/o Hunter College
450 West 41st Street, 6th Floor
New York, New York 10036
toward the costs of digital preservation of the video collection of the Alan Lomax Archives | 0.00 | 60,000.00 | 60,000.00 | 0.00 | 0.00 | 0.00 |
| Bang on a Can, Inc
222 East Fifth Street
Suite 12
New York, New York 10003
to support a new work by composer Iva Bittová for the Bang on a Can All-Stars | 0.00 | 20,000.00 | 20,000.00 | 0.00 | 0.00 | 0.00 |
| Big Art Group, Inc
403 6th Ave , #7
Brooklyn, New York 11215
to support the creation of "House of No More," a live video performance by Caden Manson and Jemma Nelson | 0.00 | 30,000.00 | 30,000.00 | 0.00 | 0.00 | 0.00 |
| Big Tree Productions, Inc
42 Horatio St , #9
New York, New York 10014
to support the development of an evening-length work choreographed by Tere O'Connor and designed by O'Connor and Brian MacDevitt | 0.00 | 25,000.00 | 25,000.00 | 0.00 | 0.00 | 0.00 |
| Brooklyn College, City University of New York
2900 Bedford Avenue
Brooklyn, New York 11210
toward the costs of the pilot phase of a project to increase the diversity of the applicant pool to its MFA Program in Performing Arts Management | 24,107.00 | 0.00 | 24,107.00 | 0.00 | 0.00 | 0.00 |

Statement #12
Page 102 of 302

| PROGRAM
COUNTRY
US STATE
Grantee Name(s) - Person(s) or Institution(s)
Purpose | UNEXPENDED
BALANCE
AS OF
01-Jan-2003 | APPROVED
IN 2003 | NET
EXPENDITURES
AS OF
Dec-2003 | LAPSES
(incl. cancels
& recens)
IN 2003 | REVERSIONS
(incl. cancels
& recens)
IN 2003 | UNEXPENDED
BALANCE
AS OF
Dec-2003 |
|--|---|---------------------|--|--|--|--|
| CREATIVITY & CULTURE | | | | | | |
| UNITED STATES | | | | | | |
| NEW YORK | | | | | | |
| Camille Utterback
345 Smith Street, #2
Brooklyn, New York 11231 | | | | | | |
| toward the costs of "Potent Objects," a series of interactive objects that explore the anxiety provoked by machines that can feel or emot | 17,500.00 | 0.00 | 17,500.00 | 0.00 | 0.00 | 0.00 |
| Center for Traditional Music and Dance, Inc
200 Church Street
Room 303
New York, New York 10013-3831 | | | | | | |
| toward the costs of its "Community Cultural Initiatives," a project designed to enhance the cultural infrastructure within New York's immigrant and ethnic communities, and "New York: The Global City," a recording project documenting traditional music from New York's diverse ethnic cultures | 100,000.00 | 0.00 | 100,000.00 | 0.00 | 0.00 | 0.00 |
| Chinese Theater Works
37-45 84th Street, #31
Jackson Heights, New York 11372 | | | | | | |
| toward the costs of "Day Jobs and Opera Dreams," a theater piece by and about immigrant Chinese Opera performers, which will address issues of personal, social and cultural importance to the Chinese immigrant community | 15,000.00 | 0.00 | 15,000.00 | 0.00 | 0.00 | 0.00 |
| City Lore, Inc
72 East First Street
New York, New York 10003 | | | | | | |
| for support of the Poetry Dialogues, a series of performances and workshops that utilize contemporary and traditional forms of poetry to explore themes of generational conflict and new ways of addressing critical issues faced by participants' own communities | 0.00 | 150,000.00 | 0.00 | 0.00 | 0.00 | 150,000.00 |
| Clubbed Thumb, Inc
312 East 23rd Street, #4B
New York, New York 10010 | | | | | | |
| to support the development of "Demon Baby," a new play by Erin Courtney directed by Ken Rus Schmoll | 0.00 | 15,000.00 | 15,000.00 | 0.00 | 0.00 | 0.00 |
| Columbia University
202 Low Memorial Library
New York, New York 10027 | | | | | | |
| for use by its Center for the Study of Human Rights toward the costs of building an international network of institutions exploring human rights and religious paradigms of social justice | 0.00 | 84,919.00 | 0.00 | 0.00 | 0.00 | 84,919.00 |

THE ROCKEFELLER FOUNDATION
Identification Number 13-1659629
GRANTS AND EXPENDITURES REPORT

Statement #12
Page 103 of 302

| PROGRAM
COUNTRY
US STATE
Grantee Name(s) - Person(s) or Institution(s)
Purpose | UNEXPENDED
BALANCE
AS OF
01-Jan-2003 | APPROVED
IN 2003 | NET
EXPENDITURES
AS OF
Dec-2003 | LAPSES
(incl. cancels
& recens)
IN 2003 | REVERSIONS
(incl. cancels
& recens)
IN 2003 | UNEXPENDED
BALANCE
AS OF
Dec-2003 |
|---|---|---------------------|--|--|--|--|
| ----- | ----- | ----- | ----- | ----- | ----- | ----- |
| CREATIVITY & CULTURE | | | | | | |
| UNITED STATES | | | | | | |
| NEW YORK | | | | | | |
| Columbia University
for use by its Department of Sociomedical Sciences toward the costs of a program of Rockefeller Foundation Resident Fellowships in the Humanities entitled, "Program for the Study of Gender, Sexuality, Health, and Human Rights" | 208,385.00 | 0.00 | 108,386.00 | 0.00 | 0.00 | 99,999.00 |
|
for use by its National Arts Journalism Program toward the costs of "Reporting the Arts II," a comprehensive report on arts and cultural news coverage | 0.00 | 50,000.00 | 50,000.00 | 0.00 | 0.00 | 0.00 |
|
Creative Capital Foundation
65 Bleecker Street, 7th floor
New York, New York 10012 | | | | | | |
| toward the costs of ongoing activities that support artists pursuing innovative approaches to form and content in the media, performing and visual arts and in emerging arts fields | 0.00 | 100,000.00 | 100,000.00 | 0.00 | 0.00 | 0.00 |
|
Dance Theater Workshop, Inc
219 West 19th Street
New York, New York 10011 | | | | | | |
| toward the costs of DTW Digital, a program dedicated to increasing access to technology for far-reaching networks of working artist communities | 0.00 | 100,000.00 | 100,000.00 | 0.00 | 0.00 | 0.00 |
|
toward the costs of The Mekong Project: A Program of Artist-to-Artist Exchanges in Southeast Asia | 0.00 | 100,000.00 | 0.00 | 0.00 | 0.00 | 100,000.00 |
|
Dance Works, Inc
246 West 38th Street, 8th Floor
New York, New York 10018 | | | | | | |
| toward the costs of the Help Desk project which provides technical assistance for choreographers and their support staff | 0.00 | 50,000.00 | 50,000.00 | 0.00 | 0.00 | 0.00 |
|
Dansology, Inc
140 Second Ave., #501
New York, New York 10003 | | | | | | |
| to support the creation and development of "deadmandancing," a new multi-media collaboration between choreographer Koosil-ja Hwang, videographer Benton Bainbridge and Liminal Projects architects | 0.00 | 30,000.00 | 30,000.00 | 0.00 | 0.00 | 0.00 |
|
Downtown Community Television Center, Inc
87 Lafayette Street
New York, New York 10013-4435 | | | | | | |
| for the development of a cable television and Internet magazine program by and for members of the disabled community | 50,000.00 | 0.00 | 0.00 | 0.00 | 0.00 | 50,000.00 |

THE ROCKEFELLER FOUNDATION
Identification Number 13-1659629
GRANTS AND EXPENDITURES REPORT

Statement #12
Page 104 of 302

| PROGRAM
COUNTRY
US STATE
Grantee Name(s) - Person(s) or Institution(s)
Purpose | UNEXPENDED
BALANCE
AS OF
01-Jan-2003 | APPROVED
IN 2003 | NET
EXPENDITURES
AS OF
Dec-2003 | LAPSES
(incl. canc
& recens)
IN 2003 | REVERSIONS
(incl. canc
& recens)
IN 2003 | UNEXPENDED
BALANCE
AS OF
Dec-2003 |
|---|---|---------------------|--|---|---|--|
| ===== | ===== | ===== | ===== | ===== | ===== | ===== |
| CREATIVITY & CULTURE | | | | | | |
| UNITED STATES | | | | | | |
| NEW YORK | | | | | | |
| Elders Share the Arts, Inc
138 South Oxford Street
Brooklyn, New York 11217 | | | | | | |
| for the continuation of a media project on the lives and stories of new immigrants in the borough of Queens, New York | 50,000.00 | 0.00 | 0.00 | 0.00 | 0.00 | 50,000.00 |
|
Exit Art/The First World, Inc
475 10th Avenue
New York, New York 10018 | | | | | | |
| toward the costs of "The L-Factor," a multidisciplinary exhibition that explores contemporary Latino culture in the United States | 0.00 | 40,000.00 | 40,000.00 | 0.00 | 0.00 | 0.00 |
|
Feminist Press
c/o The Graduate Center, CUNY
365 Fifth Avenue
Suite 5406
New York, New York 10016 | | | | | | |
| toward the costs of "Women Writing Africa," a four-volume anthology of the work of women writers in Africa | 602,000.00 | 0.00 | 141,500.00 | 0.00 | 0.00 | 460,500.00 |
| toward the costs of the series "Women Writing Africa" | 0.13 | 0.00 | 0.00 | 0.00 | 0.00 | 0.13 |
|
five myles, inc
558 St John Place
Brooklyn, New York 11238 | | | | | | |
| to support the development of "LEM," a movement theater work directed by Phil Soltanoff | 0.00 | 20,000.00 | 20,000.00 | 0.00 | 0.00 | 0.00 |
|
Fordham University
441 East Fordham Road
107 Administration
New York, New York 10458 | | | | | | |
| for use by its Institute for Innovation in Social Policy toward the costs of a project to institutionalize a wider use of culture and creativity indicators by the media and policymakers | 0.00 | 180,000.00 | 90,000.00 | 0.00 | 0.00 | 90,000.00 |
| toward the costs of a National Social Survey Project to develop, collect, analyze, and report a set of indicators of creativity and culture | 17,198.13 | 0.00 | 17,198.13 | 0.00 | 0.00 | 0.00 |

THE ROCKEFELLER FOUNDATION
Identification Number 13-1659629
GRANTS AND EXPENDITURES REPORT

Statement #12
Page 105 of 302

| PROGRAM
COUNTRY
US STATE
Grantee Name(s) - Person(s) or Institution(s)
Purpose | UNEXPENDED
BALANCE
AS OF
01-Jan-2003 | APPROVED
IN 2003 | NET
EXPENDITURES
AS OF
Dec-2003 | LAPSES
(incl. canc
& recens)
IN 2003 | REVERSIONS
(incl. canc
& recens)
IN 2003 | UNEXPENDED
BALANCE
AS OF
Dec-2003 |
|---|---|---------------------|--|---|---|--|
| ===== | ===== | ===== | ===== | ===== | ===== | ===== |
| CREATIVITY & CULTURE | | | | | | |
| UNITED STATES | | | | | | |
| NEW YORK | | | | | | |
| Gametophyte, Inc.
526 4th St , 3rd Floor
Brooklyn, New York 11220 | | | | | | |
| to support the development and production of a multimedia performance installation by choreographer and videographer Dean Moss and visual artist Laylah Ali | 0.00 | 20,000.00 | 20,000.00 | 0.00 | 0.00 | 0.00 |
|
Global Action Project
4 West 37th Street, 2nd Floor
New York, New York 10018 | | | | | | |
| toward the costs of a multimedia documentary project for refugee youth | 50,000.00 | 0.00 | 0.00 | 0.00 | 0.00 | 50,000.00 |
|
Graduate School and University Center, City University of New York
365 Fifth Avenue
New York, New York 10016-4309 | | | | | | |
| for use by its Center for Media and Learning, toward the costs of the Chinatown Documentation Project to foster community conversations on the consequences of September 11 for New York Chinatown and its citizens through facilitated dialogues and recorded oral histories | 0.00 | 150,000.00 | 150,000.00 | 0.00 | 0.00 | 0.00 |
|
Haleakala, Inc
512 West 19th Street
New York, New York 10011 | | | | | | |
| to support a production of "The Slugbearers of Kayrol Island," a music theater piece by cartoonist, designer and librettist Ben Katchor and composer Mark Mulcahy | 0.00 | 25,000.00 | 25,000.00 | 0.00 | 0.00 | 0.00 |
|
Harvestworks
596 Broadway, Suite 602
New York, New York 10012 | | | | | | |
| toward the costs of its Interactive Technology Project, which creates a laboratory environment for the development of interactive computer programs and instruments that will foster new modes of performance | 0.00 | 50,000.00 | 50,000.00 | 0.00 | 0.00 | 0.00 |
|
Hip Hop Theatre Junction
532 LaGuardia Place, #409
New York, New York 10012 | | | | | | |
| toward the costs of the fourth annual Hip-Hop Theater Festival | 0.00 | 25,000.00 | 25,000.00 | 0.00 | 0.00 | 0.00 |

Statement #12
Page 106 of 302

| PROGRAM
COUNTRY
US STATE
Grantee Name(s) - Person(s) or Institution(s)
Purpose | UNEXPENDED
BALANCE
AS OF
01-Jan-2003 | APPROVED
IN 2003 | NET
EXPENDITURES
AS OF
Dec-2003 | LAPSES
(Incl. cancels
& recensions)
IN 2003 | REVERSIONS
(Incl. cancels
& recensions)
IN 2003 | UNEXPENDED
BALANCE
AS OF
Dec-2003 |
|--|---|---------------------|--|--|--|--|
| CREATIVITY & CULTURE | | | | | | |
| UNITED STATES | | | | | | |
| NEW YORK | | | | | | |
| Independent Media Arts Preservation, Inc
c/o Electronic Arts Intermix
535 West 22nd Street
5th Floor
New York, New York 10011 | | | | | | |
| toward the costs of service, education and advocacy programming dedicated to the preservation of independent electronic media | 25,000.00 | 0.00 | 25,000.00 | 0.00 | 0.00 | 0.00 |
| Inta, Inc
246 West 38th Street, 8th Floor
New York, New York 10018 | | | | | | |
| to support the creation of "Tree," an outdoor site-adaptable work by choreographers Eiko & Koma Otake, writer, actor and singer Sharon Dennis Wyeth and writer and dramaturg Irene Oppenheim | 0.00 | 20,000.00 | 0.00 | 0.00 | 0.00 | 20,000.00 |
| International Center of Photography
1114 Avenue of the Americas
(at 43rd Street)
New York, New York 10036 | | | | | | |
| toward the costs of the exhibition, "Only Skin Deep: Changing Visions of the American Self" | 25,000.00 | 0.00 | 25,000.00 | 0.00 | 0.00 | 0.00 |
| Kimi Takesue
369 West 36th Street, #3S
New York, New York 10018 | | | | | | |
| toward the costs of "Skipping Stones," a short narrative film about a woman who drifts on the fringes of society | 17,500.00 | 0.00 | 17,500.00 | 0.00 | 0.00 | 0.00 |
| La Donna Dance, Inc
140-42 Second Avenue, #501
New York, New York 10003 | | | | | | |
| to support the creation of "Floating from my Hand," a new dance work by Donna Uchizono in collaboration with composer Guy Yarden | 0.00 | 30,000.00 | 30,000.00 | 0.00 | 0.00 | 0.00 |
| Leveraging Investments in Creativity
187 Baltic Street
Brooklyn, New York 11201 | | | | | | |
| toward the costs of the Artists as Assets in Community Development project, to improve information about the contributions of artists to community revitalization in diverse urban neighborhoods | 0.00 | 100,000.00 | 50,000.00 | 0.00 | 0.00 | 50,000.00 |

THE ROCKEFELLER FOUNDATION
Identification Number 13-1659629
GRANTS AND EXPENDITURES REPORT

Statement #12
Page 107 of 302

| PROGRAM
COUNTRY
US STATE
Grantee Name(s) - Person(s) or Institution(s)
Purpose | UNEXPENDED
BALANCE
AS OF
01-Jan-2003 | APPROVED
IN 2003 | NET
EXPENDITURES
AS OF
Dec-2003 | LAPSES
(incl. canc
& recens)
IN 2003 | REVERSIONS
(incl. canc
& recens)
IN 2003 | UNEXPENDED
BALANCE
AS OF
Dec-2003 |
|---|---|---------------------|--|---|---|--|
| ===== | ===== | ===== | ===== | ===== | ===== | ===== |
| CREATIVITY & CULTURE | | | | | | |
| UNITED STATES | | | | | | |
| NEW YORK | | | | | | |
| Lower Manhattan Cultural Council, Inc.
One Wall Street Court, 2nd Floor
New York, New York 10005 | | | | | | |
| to support the development of "Messa di Voce," a concert performance directed and designed by Golan Levin | 0.00 | 10,000.00 | 10,000.00 | 0.00 | 0.00 | 0.00 |
|
National Council for Research on Women, Inc
11 Hanover Square (20th floor)
New York, New York 10005 | | | | | | |
| toward the costs of a program, in collaboration with the Center for the Study of Women and Society of the CUNY Graduate Center, of Rockefeller Foundation Resident Fellowships in the Humanities entitled, "Facing Global Capital, Finding Human Security: A Gendered Critique" | 163,600.00 | 0.00 | 163,600.00 | 0.00 | 0.00 | 0.00 |
|
National Video Resources, Inc
73 Spring Street
Suite 403
New York, New York 10012 | | | | | | |
| for the ongoing activities of Grantmakers in Film and Electronic Media and the Council on Foundation's Film and Video Festival | 0.00 | 15,000.00 | 15,000.00 | 0.00 | 0.00 | 0.00 |
|
toward the costs of The Program for Media Artists, a program that supports film, video and multimedia artists | 0.00 | 760,000.00 | 760,000.00 | 0.00 | 0.00 | 0.00 |
|
toward the costs of The Program for Media Artists, a program that supports film, video and multimedia artists | 0.00 | 177,910.00 | 177,910.00 | 0.00 | 0.00 | 0.00 |
|
New York Foundation for the Arts, Inc
155 Avenue of the Americas
14th Floor
New York, New York 10013-1507 | | | | | | |
| for use by its sponsored project Intelligent Agent, toward the costs of two related programs: the on-line publication of the Intelligent Agent magazine examining the impact and parameter shifts of digital technologies; and joint programming with the Netart Initiative of the Parsons School of Design consisting of on-line and off-line exhibitions, digital salon panel discussions and an annual symposium | 0.00 | 44,500.00 | 44,500.00 | 0.00 | 0.00 | 0.00 |
|
to support "Bird Brain," a navigational dance project by Jennifer Monson | 0.00 | 20,000.00 | 20,000.00 | 0.00 | 0.00 | 0.00 |

Statement #12
Page 108 of 302

| PROGRAM
COUNTRY
US STATE
Grantee Name(s) - Person(s) or Institution(s)
Purpose | UNEXPENDED
BALANCE
AS OF
01-Jan-2003 | APPROVED
IN 2003 | NET
EXPENDITURES
AS OF
Dec-2003 | LAPSES
(incl. cancels
& recens)
IN 2003 | REVERSIONS
(incl. cancels
& recens)
IN 2003 | UNEXPENDED
BALANCE
AS OF
Dec-2003 |
|--|---|---------------------|--|--|--|--|
| CREATIVITY & CULTURE | | | | | | |
| UNITED STATES | | | | | | |
| NEW YORK | | | | | | |
| New York Theatre Workshop, Inc
79 East 4th Street
New York, New York 10003-8904 | | | | | | |
| to support the development of "Motherf**ker," a new play written by the Five Lesbian Brothers | 0.00 | 25,000.00 | 25,000.00 | 0.00 | 0.00 | 0.00 |
| New York University
70 Washington Square South
12th Floor
New York, New York 10012 | | | | | | |
| for use by its Asian/Pacific/American Studies Program and Institute toward the costs of a symposium on contemporary Asian American visual art | 0.00 | 50,000.00 | 50,000.00 | 0.00 | 0.00 | 0.00 |
| toward the costs of the Hemispheric Institute's annual "encuentros," seminars for scholars, artists, and students to be held in Latin America | 80,000.00 | 0.00 | 70,927.82 | 0.00 | 0.00 | 9,072.18 |
| Nida Sinnokrot
98 Graham Avenue
Brooklyn, New York 11206 | | | | | | |
| toward the costs of "Grounds," a moving image installation that explores the formation of identity for immigrants and refugees who are striving to bridge the gaps of experience that polarize people based on ethnicity | 12,500.00 | 0.00 | 12,500.00 | 0.00 | 0.00 | 0.00 |
| Performance Space 122, Inc
150 First Avenue
New York, New York 10009 | | | | | | |
| to support the creation and production of "Coming Out of the Night with Names," a performance work by choreographer and director DD Dorvillier, video designer Molly Davies and writer and director Peter Jacobs | 0.00 | 15,000.00 | 15,000.00 | 0.00 | 0.00 | 0.00 |
| Perry Hoberman
167 North Ninth Street, #10
Brooklyn, New York 11211 | | | | | | |
| toward the costs of "Table of Contents," an interactive multi-media installation that explores the tension between form and content, and how packaging can be deceiving | 17,500.00 | 0.00 | 17,500.00 | 0.00 | 0.00 | 0.00 |
| Pregones Touring Puerto Rican Theatre Collection, Inc
571-575 Walton Avenue
Bronx, New York 10451-3134 | | | | | | |
| to support the development of "The Red Rose Project," a music theater piece written and directed by Rosalba Rolon in collaboration with composer Desmar Guevera and designer Regina Garcia | 0.00 | 35,000.00 | 35,000.00 | 0.00 | 0.00 | 0.00 |

THE ROCKEFELLER FOUNDATION
Identification Number 13-1659629
GRANTS AND EXPENDITURES REPORT

Statement #12
Page 109 of 302

| PROGRAM
COUNTRY
US STATE
Grantee Name(s) - Person(s) or Institution(s)
Purpose | UNEXPENDED
BALANCE
AS OF
01-Jan-2003 | APPROVED
IN 2003 | NET
EXPENDITURES
AS OF
Dec-2003 | LAPSES
(incl. canc
& recens)
IN 2003 | REVERSIONS
(incl. canc
& recens)
IN 2003 | UNEXPENDED
BALANCE
AS OF
Dec-2003 |
|--|---|---------------------|--|---|---|--|
| ===== | ===== | ===== | ===== | ===== | ===== | ===== |
| CREATIVITY & CULTURE | | | | | | |
| UNITED STATES | | | | | | |
| NEW YORK | | | | | | |
| Rhizome Communications, Inc
New Museum of Contemporary Art
583 Broadway
New York, New York 10012 | | | | | | |
| toward the costs of providing subsidized memberships to Rhizome.org, an online platform for the global new media art community, to educational institutions in developing countries and rural areas of the United States | 0.00 | 73,445.00 | 73,445.00 | 0.00 | 0.00 | 0.00 |
|
Richard G Rowley
56 Walker Street, 4th Floor
New York, New York 10013 | | | | | | |
| toward the costs of "We Were Born in the Night," a video documentary about globalization that intertwines voices and experiences from five world-wide movements | 17,500.00 | 0.00 | 17,500.00 | 0.00 | 0.00 | 0.00 |
|
Ringside, Inc
51 North 1st St
Brooklyn, New York 11211 | | | | | | |
| to support the development of a performance by choreographer and director Elizabeth Streb in collaboration with video artist Tal Yarden and children from the KIDS IN CONTROL program of the Greenpoint YMCA in Brooklyn, New York | 0.00 | 32,000.00 | 32,000.00 | 0.00 | 0.00 | 0.00 |
|
Ripe Time, Inc
135 Eastern Parkway, Apt 14D
Brooklyn, New York 11238 | | | | | | |
| to support the creation of "Innocents," a movement theater work directed by Rachel Dickstein | 0.00 | 20,000.00 | 20,000.00 | 0.00 | 0.00 | 0.00 |
|
Sens Production, Inc
140 Metropolitan Ave , #3
Brooklyn, New York 11211 | | | | | | |
| to support the production of "Noir," a site-specific performance by choreographer Noémie Lafrance | 0.00 | 20,000.00 | 20,000.00 | 0.00 | 0.00 | 0.00 |
|
Social Science Research Council
810 Seventh Avenue
New York, New York 10019 | | | | | | |
| toward the costs of "The Digital Cultural Institutions Project" to promote research on the institutions that shape access to digital culture | 0.00 | 100,000.00 | 100,000.00 | 0.00 | 0.00 | 0.00 |

Statement #12
Page 110 of 302

| PROGRAM
COUNTRY
US STATE
Grantee Name(s) - Person(s) or Institution(s)
Purpose | UNEXPENDED
BALANCE
AS OF
01-Jan-2003 | APPROVED
IN 2003 | NET
EXPENDITURES
AS OF
Dec-2003 | LAPSES
(Incl. cancels
& recens)
IN 2003 | REVERSIONS
(Incl. cancels
& recens)
IN 2003 | UNEXPENDED
BALANCE
AS OF
Dec-2003 |
|---|---|---------------------|--|--|--|--|
| ===== | | | | | | |
| CREATIVITY & CULTURE | | | | | | |
| UNITED STATES | | | | | | |
| NEW YORK | | | | | | |
| Soho Repertory Theatre, Inc
86 Franklin St , 5th Floor
New York, New York 10013 | | | | | | |
| to support a production of "Suitcase," a new play by Melissa James Gibson | 0.00 | 20,000.00 | 20,000.00 | 0.00 | 0.00 | 0.00 |
| Sospeso, Ltd
604 Riverside Dr , #4E
New York, New York 10031 | | | | | | |
| to support a residency and the creation of a new work by composer Chaya Czernowin | 0.00 | 15,000.00 | 15,000.00 | 0.00 | 0.00 | 0.00 |
| South African-American Organization
The Chanin Building
122 East 42nd Street
New York, New York 10017 | | | | | | |
| toward the costs of the documentary project, "Ripple of Hope in the Land of Apartheid: Robert Kennedy in South Africa, June 4th-9th, 1966" | 50,000.00 | 0.00 | 50,000.00 | 0.00 | 0.00 | 0.00 |
| State University of New York at Stony Brook
Stony Brook, New York 11794-1201 | | | | | | |
| for use by its Center for Latin American and Caribbean Studies toward the costs of a program of Rockefeller Foundation Resident Fellowships in the Humanities entitled: "Durable Inequalities in Latin America" | 300,000.00 | 0.00 | 100,000.00 | 0.00 | 0.00 | 200,000.00 |
| Talking Band, Inc
POB 293
New York, New York 10012 | | | | | | |
| to support the creation of "The Parrot," a music-theater work with book and lyrics by Paul Zimet, music by Ellen Maddow and puppet design by Ralph Lee | 0.00 | 15,000.00 | 15,000.00 | 0.00 | 0.00 | 0.00 |
| The Asia Society
725 Park Avenue
New York, New York 10021-5088 | | | | | | |
| toward the costs of a program of residencies in the United States for Burmese performing artists, and a complementary series of performances, workshops and discussions of Burmese music and dance traditions | 0.00 | 30,000.00 | 30,000.00 | 0.00 | 0.00 | 0.00 |
| Thing, Inc
601 West 26th Street
New York, New York 10001 | | | | | | |
| toward the costs of "THING.Clouds," a wireless media project that will bring artists and technologists together to collaborate on initiatives that employ wireless networks | 0.00 | 50,000.00 | 50,000.00 | 0.00 | 0.00 | 0.00 |

THE ROCKEFELLER FOUNDATION
Identification Number 13-1659629
GRANTS AND EXPENDITURES REPORT

Statement #12
Page 111 of 302

| PROGRAM
COUNTRY
US STATE
Grantee Name(s) - Person(s) or Institution(s)
Purpose | UNEXPENDED
BALANCE
AS OF
01-Jan-2003 | APPROVED
IN 2003 | NET
EXPENDITURES
AS OF
Dec-2003 | LAPSES
(incl. cancels
& recens)
IN 2003 | REVERSIONS
(incl. cancels
& recens)
IN 2003 | UNEXPENDED
BALANCE
AS OF
Dec-2003 |
|---|---|---------------------|--|--|--|--|
| ===== | ===== | ===== | ===== | ===== | ===== | ===== |
| CREATIVITY & CULTURE | | | | | | |
| UNITED STATES | | | | | | |
| NEW YORK | | | | | | |
| United States Conference of Religions for Peace, Inc.
777 United Nations Plaza
New York, New York 10017 | | | | | | |
| toward the costs of developing three local interreligious councils in the United States and for building the membership and resource capacity of the organization | 0.00 | 40,000.00 | 0.00 | 0.00 | 0.00 | 40,000.00 |
|
Wizard Music, Inc
25 Minetta Lane, 4B
New York, New York 10012 | | | | | | |
| toward the costs of creating three CD-ROMs to develop creativity in children through a play-based program of computer activities | 187,720.00 | 0.00 | 92,860.00 | 0.00 | 0.00 | 94,860.00 |
|
World Conference on Religion and Peace, Inc
777 United Nations Plaza
New York, New York 10017 | | | | | | |
| toward general operating support of its mission to build and expand sustainable multireligious networks collaborating for the common good | 0.00 | 1,000,000.00 | 1,000,000.00 | 0.00 | 0.00 | 0.00 |
|
World Monuments Fund, Inc
95 Madison Avenue
New York, New York 10016 | | | | | | |
| for use by the Center for Khmer Studies, a project of the World Monuments Fund, toward the costs of a program entitled, "Building Intellectual Capacity," which will study pre-Angkorian archeology, vernacular architecture, and youth culture | 117,000.00 | 0.00 | 117,000.00 | 0.00 | 0.00 | 0.00 |
|
NORTH CAROLINA | | | | | | |
| American Dance Festival, Inc
P O Box 90772
Durham, North Carolina 27708-0772 | | | | | | |
| toward the costs of preserving and providing greater access to the "Free to Dance" and Pearl Primus collections of African-American modern dance | 100,000.00 | 0.00 | 38,340.00 | 0.00 | 0.00 | 61,660.00 |
|
National Humanities Center
7 Alexander Drive
P O. Box 12256
Research Triangle Park, North Carolina 27709-2256 | | | | | | |
| toward the costs of an annual award for humanistic achievement in information technology | 300,000.00 | 0.00 | 100,000.00 | 0.00 | 0.00 | 200,000.00 |
| toward the costs of establishing an online "toolbox" that will enable teachers to create professional development seminars in African American culture | 120,720.00 | 0.00 | 0.00 | 0.00 | 0.00 | 120,720.00 |

THE ROCKEFELLER FOUNDATION
Identification Number 13-1659629
GRANTS AND EXPENDITURES REPORT

Statement #12
Page 112 of 302

| PROGRAM
COUNTRY
US STATE
Grantee Name(s) - Person(s) or Institution(s)
Purpose | UNEXPENDED
BALANCE
AS OF
01-Jan-2003 | APPROVED
IN 2003 | NET
EXPENDITURES
AS OF
Dec-2003 | LAPSES
(incl. cancels
& recens)
IN 2003 | REVERSIONS
(incl. cancels
& recens)
IN 2003 | UNEXPENDED
BALANCE
AS OF
Dec-2003 |
|--|---|---------------------|--|--|--|--|
| ===== | ===== | ===== | ===== | ===== | ===== | ===== |
| CREATIVITY & CULTURE | | | | | | |
| UNITED STATES | | | | | | |
| NORTH CAROLINA | | | | | | |
| Sandhills Family Hentage Association
PO Box 404
Spring Lake, North Carolina 28390 | | | | | | |
| for support of a culture-based economic development program that will preserve, share and continue cultural traditions rooted in responsible land use and land ownership within the historically African-American farming communities of the Sandhills region of southeastern North Carolina | 0.00 | 50,000.00 | 50,000.00 | 0.00 | 0.00 | 0.00 |
| University of North Carolina at Chapel Hill
Hamilton Hall
Campus Box #3210
Chapel Hill, North Carolina 27599 | | | | | | |
| for use by its University Center for International Studies toward the costs of a program of Rockefeller Foundation Resident Fellowships in the Humanities entitled, "Reimagining Civil Society in an Era of Globalization: The American South In Applied Humanistic Perspectives" | 215,310.00 | 0.00 | 107,795.01 | 0.00 | 0.00 | 107,514.99 |
| University of North Carolina, Greensboro
Greensboro, North Carolina 25403 | | | | | | |
| for use by its Weatherspoon Art Museum toward the costs of "Borne of Necessity," an exhibition that examines the conditions and effects of poverty through the work of ten contemporary artists | 0.00 | 35,000.00 | 35,000.00 | 0.00 | 0.00 | 0.00 |
| PENNSYLVANIA | | | | | | |
| Amercan Friends Service Committee
1501 Cherry Street
Philadelphia, Pennsylvania 19102-1403 | | | | | | |
| for use by Its Pan Valley Institute toward the costs of the Tamejavi Cultural Exchange Project, a series of regional cultural exchanges, training sessions and creative productions to deepen understanding about civic participation among immigrants in California's Central Valley | 0.00 | 100,000.00 | 100,000.00 | 0.00 | 0.00 | 0.00 |
| Bryn Mawr College
Bryn Mawr, Pennsylvania 19010 | | | | | | |
| for use by Its Center for the Study of Ethnicities, Communities, and Social Policy toward the costs of a program of Rockefeller Foundation Resident Fellowships in the Humanities entitled, "Ethnic Identities and Transformations: The Meaning and Experience of Ethnicity in the 21st Century" | 214,600.00 | 0.00 | 102,400.00 | 0.00 | 0.00 | 112,200.00 |
| Headlong Dance Theater
1170 S. Broad St
Philadelphia, Pennsylvania 19146 | | | | | | |
| to support the development of "Hotel Pool," a dance theater work by David Brick, Andrew Simonet and Amy Smith | 0.00 | 20,000.00 | 20,000.00 | 0.00 | 0.00 | 0.00 |



THE ROCKEFELLER FOUNDATION
Identification Number 13-1659629
GRANTS AND EXPENDITURES REPORT

Statement #12
Page 113 of 302

| PROGRAM
COUNTRY
US STATE
Grantee Name(s) - Person(s) or Institution(s)
Purpose | UNEXPENDED
BALANCE
AS OF
01-Jan-2003 | APPROVED
IN 2003 | NET
EXPENDITURES
AS OF
Dec-2003 | LAPSES
(incl. cancels
& recens)
IN 2003 | REVERSIONS
(incl. cancels
& recens)
IN 2003 | UNEXPENDED
BALANCE
AS OF
Dec-2003 |
|---|---|---------------------|--|--|--|--|
| ----- | ----- | ----- | ----- | ----- | ----- | ----- |
| CREATIVITY & CULTURE | | | | | | |
| UNITED STATES | | | | | | |
| PENNSYLVANIA | | | | | | |
| Painted Bride Art Center
230 Vine Street
Philadelphia, Pennsylvania 19106 | | | | | | |
| to support the creation of "Two for Ten," a new musical theater work by director Homer Jackson and composer Anthony Tidd | 0.00 | 15,000.00 | 15,000.00 | 0.00 | 0.00 | 0.00 |
| Squonk Opera, Inc
Ice House Artist Studio
100 43rd St , Suite 107
Pittsburgh, Pennsylvania 15201 | | | | | | |
| to support the creation and development of "Bull," by composer Jackie Dempsey, designer Steve O'Hearn and director Rick Kemp | 0.00 | 15,000.00 | 15,000.00 | 0.00 | 0.00 | 0.00 |
| The Mattress Factory, LTD
500 Sampsonia Way
Pittsburgh, Pennsylvania 15212-4444 | | | | | | |
| for support of new Installations by ten Cuban artists | 0.00 | 50,000.00 | 0.00 | 0.00 | 0.00 | 50,000.00 |
| University of Pennsylvania
Philadelphia, Pennsylvania 19104-6380 | | | | | | |
| for use by its School of Social Work, toward the costs of developing a database on cultural organizations, cultural participation and social networks constructed by artists in Philadelphia entitled, "The Dynamics of Culture: Cultural Expression and Social Change" | 0.00 | 100,000.00 | 50,000.00 | 0.00 | 0.00 | 50,000.00 |
| Wilma Theater
265 South Broad Street
Philadelphia, Pennsylvania 19107 | | | | | | |
| to support the development of "Raw Boys," a play by Dale Orlandersmith directed by Blanka Zizka | 0.00 | 15,000.00 | 15,000.00 | 0.00 | 0.00 | 0.00 |
| SOUTH CAROLINA | | | | | | |
| Spoletto Festival USA
14 George St
Charleston, South Carolina 29401 | | | | | | |
| for support of Places with a Future, a public partnership that will bring together Charleston-area institutions, individuals, artists and architects to examine neighborhood and public areas targeted for urban redevelopment | 0.00 | 125,000.00 | 0.00 | 0.00 | 0.00 | 125,000.00 |

Statement #12
Page 114 of 302

| PROGRAM
COUNTRY
US STATE
Grantee Name(s) - Person(s) or Institution(s)
Purpose | UNEXPENDED
BALANCE
AS OF
01-Jan-2003 | APPROVED
IN 2003 | NET
EXPENDITURES
AS OF
Dec-2003 | LAPSES
(incl. canc
& recens)
IN 2003 | REVERSIONS
(incl. canc
& recens)
IN 2003 | UNEXPENDED
BALANCE
AS OF
Dec-2003 |
|---|---|---------------------|--|---|---|--|
| ===== | ===== | ===== | ===== | ===== | ===== | ===== |
| CREATIVITY & CULTURE | | | | | | |
| UNITED STATES | | | | | | |
| TENNESSEE | | | | | | |
| The Carpetbag Theater, Inc
3018 East Fifth Avenue
Knoxville, Tennessee 37914 | | | | | | |
| to support the creation of "Southern Sankofa, Flying Home," a live-action and digital media play, created by Linda Parris-Bailey in collaboration with playwright/designers Stephen L. Heathcock, III and Jeff Cody, and musical director/dramaturg Paula Larke | 0.00 | 35,000.00 | 35,000.00 | 0.00 | 0.00 | 0.00 |
| Vanderbilt University
Nashville, Tennessee 37240 | | | | | | |
| for use by its Center for Art, Enterprise and Public Policy toward the costs of a conference and background research examining the cultural policy effects of regulation of arts and media industries by federal and state government | 85,000.00 | 0.00 | 85,000.00 | 0.00 | 0.00 | 0.00 |
| TEXAS | | | | | | |
| Diverse Works, Inc
1117 East Freeway
Houston, Texas 77002 | | | | | | |
| to support the development of "The Black Factory," a mobile installation by William Pope.L | 0.00 | 20,000.00 | 20,000.00 | 0.00 | 0.00 | 0.00 |
| Project Row Houses
P O. Box 1011
Houston, Texas 77251-1011 | | | | | | |
| toward the costs of a series of performances and workshops and the creation of a living archive of African American music in the Third Ward community of Houston, Texas | 150,000.00 | 0.00 | 50,000.00 | 0.00 | 0.00 | 100,000.00 |
| University of Houston
4800 Calhoun
Houston, Texas 77204-2162 | | | | | | |
| toward the costs of planning the integration of the Recovering the U.S. Hispanic Literary Heritage Project into high school curricula | 65,000.00 | 0.00 | 65,000.00 | 0.00 | 0.00 | 0.00 |
| University of Texas at San Antonio
6900 North Loop 1604 West
San Antonio, Texas 78249-0619 | | | | | | |
| for use by its Division of Bicultural Bilingual Studies toward the costs of the second year of a research study of transnational U.S.-born Mexican Americans in San Antonio | 0.00 | 100,000.00 | 100,000.00 | 0.00 | 0.00 | 0.00 |

THE ROCKEFELLER FOUNDATION
Identification Number 13-1659629
GRANTS AND EXPENDITURES REPORT

Statement #12
Page 115 of 302

| PROGRAM
COUNTRY
US STATE
Grantee Name(s) - Person(s) or Institution(s)
Purpose | UNEXPENDED
BALANCE
AS OF
01-Jan-2003 | APPROVED
IN 2003 | NET
EXPENDITURES
AS OF
Dec-2003 | LAPSES
(incl. canc
& recens)
IN 2003 | REVERSIONS
(incl. canc
& recens)
IN 2003 | UNEXPENDED
BALANCE
AS OF
Dec-2003 |
|--|---|---------------------|--|---|---|--|
| ----- | ----- | ----- | ----- | ----- | ----- | ----- |
| CREATIVITY & CULTURE | | | | | | |
| UNITED STATES | | | | | | |
| TEXAS | | | | | | |
| William A Brown
4619 - 94th Street
Lubbock, Texas 79424 | | | | | | |
| toward the costs of "This Side of the Border," an experimental documentary about the Shadow Wolves, a group of Native Americans employed by the U.S. Customs Service to patrol the border between the Tohono O'odham Indian Reservation in southern Arizona and the deserts of northern Mexico | 17,500.00 | 0.00 | 17,500.00 | 0.00 | 0.00 | 0.00 |
| VERMONT | | | | | | |
| Vermont Folklife Center
P O Box 442
Middlebury, Vermont 05753 | | | | | | |
| toward the costs of a traveling exhibition entitled "Weavings of War" | 0.00 | 50,000.00 | 50,000.00 | 0.00 | 0.00 | 0.00 |
| VIRGINIA | | | | | | |
| The Greater Washington Educational Telecommunications Association, Inc
2775 South Quincy Street
Arlington, Virginia 22206 | | | | | | |
| toward the costs of an educational and outreach campaign and web site for "The Journey Home," a PBS documentary on societal changes brought on by new immigration and increased cultural diversity in the United States | 50,000.00 | 0.00 | 0.00 | 0.00 | 0.00 | 50,000.00 |
| WASHINGTON | | | | | | |
| Grantmakers in the Arts
604 West Galer Street
Seattle, Washington 98119-3253 | | | | | | |
| toward general operating support of its mission to strengthen the field of private sector arts and culture grantmaking | 0.00 | 15,000.00 | 15,000.00 | 0.00 | 0.00 | 0.00 |
| Seattle Art Museum
P.O Box 22000
Seattle, Washington 98122-9700 | | | | | | |
| toward the costs of an exhibition of African art entitled, "Long Steps Never Broke a Back" | 50,000.00 | 0.00 | 50,000.00 | 0.00 | 0.00 | 0.00 |
| University of Washington
301 Gerberding Hall
Box 351230
Seattle, Washington 98195-1230 | | | | | | |
| for use by Its Simpson Center for the Humanities toward the costs of a program of Rockefeller Foundation Resident Fellowships in the Humanities entitled: "Critical Asian Studies: Forum on Trauma, History, and Asia" | 313,162.00 | 0.00 | 0.00 | 0.00 | 0.00 | 313,162.00 |

Statement #12
Page 116 of 302

| PROGRAM
COUNTRY
US STATE
Grantee Name(s) - Person(s) or Institution(s)
Purpose | UNEXPENDED
BALANCE
AS OF
01-Jan-2003 | APPROVED
IN 2003 | NET
EXPENDITURES
AS OF
Dec-2003 | LAPSES
(Incl. canc's
& recens)
IN 2003 | REVERSIONS
(incl. canc's
& recens)
IN 2003 | UNEXPENDED
BALANCE
AS OF
Dec-2003 |
|---|---|---------------------|--|---|---|--|
| ===== | ===== | ===== | ===== | ===== | ===== | ===== |
| CREATIVITY & CULTURE | | | | | | |
| UNITED STATES | | | | | | |
| WASHINGTON | | | | | | |
| Wing Luke Memorial Foundation
407 7th Avenue South
Seattle, Washington 98104 | | | | | | |
| for support of Phase I of the "Immerslon Exhibitions," a project which will examine the role that memory, history and imagination play in the preservation of Asian Pacific American cultures in Seattle | 0.00 | 100,000.00 | 100,000.00 | 0.00 | 0.00 | 0.00 |
| toward the costs of "Learning the Past, Living the Present: Sikh Community, Culture and Conversation," a series of youth/elder oral history workshops, a traveling exhibition and a permanent archive to preserve Sikh cultural traditions and to foster community identity and education | 0.00 | 40,000.00 | 0.00 | 0.00 | 0.00 | 40,000.00 |
| WISCONSIN | | | | | | |
| University of Wisconsin-Milwaukee
Office of the Chancellor
P O Box 413
Milwaukee, Wisconsin 53201 | | | | | | |
| toward the costs of "Art and Policy: Mapping the Field," a project to research U.S. and international policy that affects the arts both directly and indirectly | 0.00 | 99,916.00 | 0.00 | 0.00 | 0.00 | 99,916.00 |
| GENERAL - FOUNDATION ADMINISTERED PROJECTS | | | | | | |
| for administrative costs related to the PACT panel meeting | 1,124.65 | 0.00 | 1,041.67 | 0.00 | 0.00 | 82.98 |
| for administrative costs related to the PACT program, including the production of a publication entitled "Community, Culture and Globalization" | 13,655.25 | 0.00 | 6,944.03 | 0.00 | 0.00 | 6,711.22 |
| for administrative costs related to the PACT program | 15,312.23 | 0.00 | 12,326.09 | 0.00 | 0.00 | 2,986.14 |
| for administrative costs related to the PACT program | 0.00 | 42,000.00 | 32,211.68 | 0.00 | 0.00 | 9,788.32 |
| for expenses related to the conference, "Museums and Global Public Spheres," to be held at the Bellagio Study and Conference Center, July 2002 | 4,152.45 | 0.00 | 1,066.53 | 0.00 | 0.00 | 3,085.92 |
| toward the administrative costs of the Humanities Residency Fellowships Program | 70,152.81 | 0.00 | 25,308.80 | 0.00 | 0.00 | 44,844.01 |

THE ROCKEFELLER FOUNDATION
Identification Number 13-1659629
GRANTS AND EXPENDITURES REPORT

Statement #12
Page 117 of 302

| PROGRAM
COUNTRY
US STATE
Grantee Name(s) - Person(s) or Institution(s)
Purpose | UNEXPENDED
BALANCE
AS OF
01-Jan-2003 | APPROVED
IN 2003 | NET
EXPENDITURES
AS OF
Dec-2003 | LAPSES
(incl. cancels
& recens)
IN 2003 | REVERSIONS
(incl. cancels
& recens)
IN 2003 | UNEXPENDED
BALANCE
AS OF
Dec-2003 |
|--|---|---------------------|--|--|--|--|
| ----- | ----- | ----- | ----- | ----- | ----- | ----- |
| CREATIVITY & CULTURE | | | | | | |
| GENERAL - FOUNDATION ADMINISTERED PROJECTS | | | | | | |
| toward the costs of a conference in Saudi Arabia on U.S.-Saudi relations and the commissioning of a discussion paper on additional Foundation convenings on The Muslim World and the Global Future | 0.00 | 54,618.00 | 32,118.47 | 0.00 | 0.00 | 22,499.53 |
| toward the costs of a Frati global dialogue series entitled "The Muslim World and the Global Future" at the Bellagio Study and Conference Center, Italy | 37,061.12 | 0.00 | 34,682.05 | 0.00 | 0.00 | 2,379.07 |
| toward the costs of administering the Multi-Arts Production Fund | 0.00 | 200,000.00 | 200,000.00 | 0.00 | 0.00 | 0.00 |
| toward the costs of two International convenings, in Buenos Aires and in Cape Town, that will help plan a conference on "Museums and Global Public Spheres" | 52,543.50 | 0.00 | 15,927.88 | 0.00 | 0.00 | 36,615.62 |
| TOTAL: 240 - CREATIVITY & CULTURE | 10,533,419.12 | 13,670,600.00 | 13,716,012.77 | 247.27 | 0.00 | 10,487,759.08 |

Statement #12
Page 118 of 302

| PROGRAM
COUNTRY
US STATE
Grantee Name(s) - Person(s) or Institution(s)
Purpose | UNEXPENDED
BALANCE
AS OF
01-Jan-2003 | APPROVED
IN 2003 | NET
EXPENDITURES
AS OF
Dec-2003 | LAPSES
(incl. cancels
& recs.)
IN 2003 | REVERSIONS
(incl. cancels
& recs.)
IN 2003 | UNEXPENDED
BALANCE
AS OF
Dec-2003 |
|---|---|---------------------|--|---|---|--|
| EQUAL OPPORTUNITY | | | | | | |
| UNITED STATES | | | | | | |
| CALIFORNIA | | | | | | |
| San Francisco State University
1600 Holloway Avenue
San Francisco, California 94132 | | | | | | |
| In support of the Urban Curriculum Community Building Organization Capacity Building Project | 988.89 | 0.00 | 0.00 | 0.00 | 0.00 | 988.89 |
| CONNECTICUT | | | | | | |
| New Haven Public Schools
54 Meadow Street
Gateway Administration Offices
New Haven, Connecticut 06519 | | | | | | |
| to deepen and institutionalize the School Development Program (SDP) districtwide | 0.00 | 0.00 | -215.57 | 0.00 | 215.57 | 0.00 |
| Yale University
Woodbridge Hall
105 Wall Street
P O Box 208229
New Haven, Connecticut 06520-8229 | | | | | | |
| to support the community-based work of the Center for the Study of Race, Inequality and Politics | 0.00 | 0.00 | -1,613.04 | 1,613.04 | 0.00 | 0.00 |
| WASHINGTON, DC | | | | | | |
| The Urban Institute
2100 M Street, N W
Washington, DC 20037 | | | | | | |
| to produce fact sheets on discrimination audit studies, compile a resource book synthesizing research and updating data on affirmative action issues, conduct a qualitative phone survey with employers in Southern California to tap current attitudes, and prepare a list of experts on affirmative action | 0.00 | 0.00 | -7,016.00 | 0.00 | 7,016.00 | 0.00 |
| MARYLAND | | | | | | |
| University of Maryland
CISSM
School of Public Affairs
College Park, Maryland 20742-1811 | | | | | | |
| to support its Civil Society/Community-Building Initiative | 0.00 | 0.00 | -95.08 | 95.08 | 0.00 | 0.00 |

THE ROCKEFELLER FOUNDATION
Identification Number 13-1659629
GRANTS AND EXPENDITURES REPORT

Statement #12
Page 119 of 302

| PROGRAM
COUNTRY
US STATE
Grantee Name(s) - Person(s) or Institution(s)
Purpose | UNEXPENDED
BALANCE
AS OF
01-Jan-2003 | APPROVED
IN 2003 | NET
EXPENDITURES
AS OF
Dec-2003 | LAPSES
(incl. cancels
& recens)
IN 2003 | REVERSIONS
(incl. cancels
& recens)
IN 2003 | UNEXPENDED
BALANCE
AS OF
Dec-2003 |
|--|---|---------------------|--|--|--|--|
| ----- | ----- | ----- | ----- | ----- | ----- | ----- |
| EQUAL OPPORTUNITY | | | | | | |
| UNITED STATES | | | | | | |
| MICHIGAN | | | | | | |
| University of Michigan
503 Thompson Street
2074 Fleming Administrative Building
Ann Arbor, Michigan 48109-1340 | | | | | | |
| toward costs of a research project entitled "Why Work Disappears: The Role of Race, Space, and Skills in Employers' Relocation Decisions." | 4,224.76 | 0.00 | 0.00 | 0.00 | 0.00 | 4,224.76 |
|
PENNSYLVANIA | | | | | | |
| University of Pennsylvania
Philadelphia, Pennsylvania 19104-6380 | | | | | | |
| to support its Center for Community Partnership's Community Arts Partnership | 2,803.99 | 0.00 | 0.00 | 0.00 | 0.00 | 2,803.99 |
|
GENERAL - FOUNDATION ADMINISTERED PROJECTS | | | | | | |
| toward administrative costs associated with an exploration of how to build the local capacity necessary to create effective employment pipelines from poor neighborhoods | 4,074.52 | 0.00 | 4,074.52 | 0.00 | 0.00 | 0.00 |
| toward administrative costs associated with an exploration to improve the effectiveness and reach of employment and training organizations | 14,247.84 | 0.00 | 14,247.84 | 0.00 | 0.00 | 0.00 |
| toward administrative costs associated with the advancement of a partnership between the Mills Corporation and the Rockefeller Foundation to enable residents of poor urban communities to get training, supports and access to career-track jobs in Mills malls | 4,195.36 | 0.00 | 341.00 | 0.00 | 0.00 | 3,854.36 |
| toward administrative costs associated with the RF Initiative to Increase Employment for Inner-City Residents | 2,000.00 | 0.00 | 0.00 | 0.00 | 2,000.00 | 0.00 |
| toward administrative costs associated with the RF Initiative to Increase Employment for Inner-city Residents | 694.66 | 0.00 | 0.00 | 0.00 | 0.00 | 694.66 |
| toward administrative costs associated with the Rockefeller Foundation Initiative to Increase Employment for Inner-City Residents | 724.73 | 0.00 | 0.00 | 0.00 | 724.73 | 0.00 |
|
TOTAL: 13 - EQUAL OPPORTUNITY | 33,954.75 | 0.00 | 9,723.67 | 1,708.12 | 9,956.30 | 12,566.66 |

THE ROCKEFELLER FOUNDATION
Identification Number 13-1659629
GRANTS AND EXPENDITURES REPORT

Statement #12
Page 120 of 302

| PROGRAM
COUNTRY
US STATE
Grantee Name(s) - Person(s) or Institution(s)
Purpose | UNEXPENDED
BALANCE
AS OF
01-Jan-2003 | APPROVED
IN 2003 | NET
EXPENDITURES
AS OF
Dec-2003 | LAPSES
(incl. canc
& recens)
IN 2003 | REVERSIONS
(incl. canc
& recens)
IN 2003 | UNEXPENDED
BALANCE
AS OF
Dec-2003 |
|---|---|---------------------|--|---|---|--|
| ===== | ===== | ===== | ===== | ===== | ===== | ===== |
| FOOD SECURITY | | | | | | |
| AUSTRALIA | | | | | | |
| Commonwealth Scientific and Industnal Research Organisation
PO Box 225
Dickson, ACT 2602 Australia | | | | | | |
| for research on the use of genetic engineering to improve the insect resistance of cowpeas in Africa | 306,958.56 | 0.00 | 174,109.00 | 0.00 | 0.00 | 132,849.56 |
| University of Queensland
St Lucia, Brnsbane, Qld 4072 Australia | | | | | | |
| toward the costs of establishing a research and extension network aimed at providing farm communities in Cambodia, Laos and Thailand with drought-resistant rice varieties | 0.00 | 650,000.00 | 230,576.00 | 0.00 | 0.00 | 419,424.00 |
| AUSTRIA | | | | | | |
| United Nations Industnal Development Organization
Vienna, Austria | | | | | | |
| for the further development and dissemination of an interactive computerized decision support system for assessing risks arising from the use of genetically modified crop plants | 0.00 | 0.00 | -1,416.00 | 1,416.00 | 0.00 | 0.00 |
| CANADA | | | | | | |
| University of Ottawa
550 Cumberland Street
P.O. Box 450, Stn A
Ottawa, Ontario, K1N 6N5 Canada | | | | | | |
| toward the costs of research to optimize insect resistance in sorghum, cowpea, maize and rice and of transferring the technology to agricultural research organizations in Africa | 200,000.00 | 0.00 | 100,000.00 | 0.00 | 0.00 | 100,000.00 |
| CHINA | | | | | | |
| Chinese Academy of Agncultural Sciences
30 Baishiqiao Road
Beijing, 100081 China | | | | | | |
| to enable members of its Institute of Plant Protection to write a review article entitled: "Evolution of Insect Management Practices of Cotton in China" | 0.00 | 4,000.00 | 4,000.00 | 0.00 | 0.00 | 0.00 |
| Huazhong Agncultural University
Wuhan, Hubei Province, 430070 China | | | | | | |
| for research on the genetic improvement of rice for drought tolerance to meet the needs of Chinese farmers practicing rainfed rice cultivation | 184,332.81 | 0.00 | 78,465.00 | 0.00 | 0.00 | 105,867.81 |

THE ROCKEFELLER FOUNDATION
Identification Number 13-1659629
GRANTS AND EXPENDITURES REPORT

Statement #12
Page 121 of 302

| PROGRAM
COUNTRY
US STATE
Grantee Name(s) - Person(s) or Institution(s)
Purpose | UNEXPENDED
BALANCE
AS OF
01-Jan-2003 | APPROVED
IN 2003 | NET
EXPENDITURES
AS OF
Dec-2003 | LAPSES
(incl. cancels
& recens)
IN 2003 | REVERSIONS
(incl. cancels
& recens)
IN 2003 | UNEXPENDED
BALANCE
AS OF
Dec-2003 |
|--|---|---------------------|--|--|--|--|
| ===== | ===== | ===== | ===== | ===== | ===== | ===== |
| FOOD SECURITY | | | | | | |
| CHINA | | | | | | |
| Huazhong Agricultural University
In support of research to better understand drought-related coping strategies of Chinese rice farmers, and to promote the development of new technologies to decrease the impact of drought on farming communities | 17,000.00 | 0.00 | 17,000.00 | 0.00 | 0.00 | 0.00 |
| to generate new rice cultivars and hybrids with significantly improved tolerance to major abiotic stresses such as drought and salinity through over-expression of specific genes | 0.00 | 375,000.00 | 150,000.00 | 0.00 | 0.00 | 225,000.00 |
| Shanghai Academy of Agricultural Sciences
2901 Beidi Road
Shanghai, 201106 China | | | | | | |
| to build the necessary infrastructure and human capacity for genetic improvement of drought tolerance in rice in central and southern China | 88,479.44 | 0.00 | 75,360.06 | 0.00 | 0.00 | 13,119.38 |
| University of Science and Technology of China
Hefei, 230026 China | | | | | | |
| to generate new rice cultivars and hybrids with significantly improved tolerance to major abiotic stresses such as drought and salinity through over-expression of specific genes | 0.00 | 200,000.00 | 100,000.00 | 0.00 | 0.00 | 100,000.00 |
| COLOMBIA | | | | | | |
| Centro Internacional de Agricultura Tropical
Apartado Aéreo 6713
Recta Cali-Palmira, Km 17
Cali, Colombia | | | | | | |
| for a collaborative research project applying marker-assisted selection and farmer participatory methods to the production of new disease- and insect-resistant cassava varieties for poor farmers in Tanzania | 0.00 | 181,223.00 | 62,401.00 | 0.00 | 0.00 | 118,822.00 |
| for research and training on the quantitative and molecular genetic analysis of important agronomic traits in cassava, conducted by Henry Ojulong, a Ph.D. candidate chosen by the Center | 40,000.00 | 0.00 | 20,000.00 | 0.00 | 0.00 | 20,000.00 |
| for use by its Tropical Soil Biology and Fertility Institute for an exploration of integrated soil fertility management for banana production and marketing in Kenya and Uganda: determining the effects of symbiotic fungi on the establishment and production of tissue culture banana | 0.00 | 80,000.00 | 0.00 | 0.00 | 0.00 | 80,000.00 |
| for use by its Tropical Soil Biology and Fertility Institute toward the costs of research on the assessment and management of within-farm soil fertility gradients in selected areas in East Africa | 0.00 | 350,065.00 | 177,656.00 | 0.00 | 0.00 | 172,409.00 |
| for use by its Tropical Soil Biology and Fertility Institute toward the costs of research to improve soil fertility practices among farmers in eastern Uganda through participatory technology development and dissemination | 0.00 | 250,700.00 | 0.00 | 0.00 | 0.00 | 250,700.00 |

THE ROCKEFELLER FOUNDATION
Identification Number 13-1659629
GRANTS AND EXPENDITURES REPORT

Statement #12
Page 122 of 302

| PROGRAM
COUNTRY
US STATE
Grantee Name(s) - Person(s) or Institution(s)
Purpose | UNEXPENDED
BALANCE
AS OF
01-Jan-2003 | APPROVED
IN 2003 | NET
EXPENDITURES
AS OF
Dec-2003 | LAPSES
(incl. cancels
& recens)
IN 2003 | REVERSIONS
(incl. cancels
& recens)
IN 2003 | UNEXPENDED
BALANCE
AS OF
Dec-2003 |
|--|---|---------------------|--|--|--|--|
| ----- | ----- | ----- | ----- | ----- | ----- | ----- |
| FOOD SECURITY | | | | | | |
| COLOMBIA | | | | | | |
| Centro Internacional de Agricultura Tropical
toward the costs of a workshop, "Ameliorating Rural Poverty Through New Approaches for Cassava Breeding
Incorporating Biotechnology Tools," to be held in Cali, Colombia, spring 2003 | 0.00 | 40,000.00 | 40,000.00 | 0.00 | 0.00 | 0.00 |
| toward the costs of developing a process for organizing and institutionalizing farmer participatory research
activities | 227,100.00 | 0.00 | 77,800.00 | 0.00 | 0.00 | 149,300.00 |
| toward the costs of developing and coordinating a network of researchers working to improve cassava breeding
through the development and use of inbred lines that breed true from one generation to the next | 0.00 | 1,008,800.00 | 0.00 | 0.00 | 0.00 | 1,008,800.00 |
| toward the costs of research conducted in collaboration with national agricultural research organizations on
genetic improvement of bush and climbing beans for smallholder production in Africa | 312,710.00 | 0.00 | 312,710.00 | 0.00 | 0.00 | 0.00 |
| COSTA RICA | | | | | | |
| Agricultural College of the Humid Tropical Region
Apdo Postal 4442-1000
San Jose, Costa Rica | | | | | | |
| to strengthen collaborative relationships between the college and Makerere University in Uganda through
exchange of students and faculty, initiation of joint research projects in sustainable agriculture, and through
innovations in learning, teaching, and community development | 187,050.00 | 0.00 | 111,022.00 | 0.00 | 0.00 | 76,028.00 |
| CÔTE D'IVOIRE | | | | | | |
| West Africa Rice Development Association
01 B.P. 4029
Abidjan, 01 Côte d'Ivoire | | | | | | |
| toward project costs for building west African capacity in rice breeding research | 187,046.17 | 0.00 | 0.00 | 0.00 | 0.00 | 187,046.17 |
| toward the costs of a project to develop farmer participatory approaches to technology development and
dissemination in Mali and Nigeria | 242,213.00 | 0.00 | 47,980.00 | 0.00 | 0.00 | 194,233.00 |
| toward the costs of setting up a consortium to broaden the dissemination and adoption of the New Rice for Africa
varieties and complementary technologies | 300,000.00 | 0.00 | 0.00 | 0.00 | 0.00 | 300,000.00 |

THE ROCKEFELLER FOUNDATION
Identification Number 13-1659629
GRANTS AND EXPENDITURES REPORT

Statement #12
Page 123 of 302

| PROGRAM
COUNTRY
US STATE
Grantee Name(s) - Person(s) or Institution(s)
Purpose | UNEXPENDED
BALANCE
AS OF
01-Jan-2003 | APPROVED
IN 2003 | NET
EXPENDITURES
AS OF
Dec-2003 | LAPSES
(incl. canc
& recens)
IN 2003 | REVERSIONS
(incl. canc
& recens)
IN 2003 | UNEXPENDED
BALANCE
AS OF
Dec-2003 |
|---|---|---------------------|--|---|---|--|
| ===== | ===== | ===== | ===== | ===== | ===== | ===== |
| FOOD SECURITY | | | | | | |
| ENGLAND | | | | | | |
| Centre for Agnculture and Biosciences International
Wallingford, OX10 8DE England | | | | | | |
| to disseminate the Crop Protection Compendium - a multi-media knowledge management tool used in teaching, research and development in agricultural sciences - to African scientists participating in the Sixth Africa Crop Science Society Conference to be held in Nairobi, Kenya October 2003 | 0.00 | 7,000.00 | 7,000.00 | 0.00 | 0.00 | 0.00 |
| FARM-Africa
9-10 Southampton Place
London, WC1A 2EA England | | | | | | |
| to establish a fund to foster innovative partnerships and the development of effective mechanisms to transfer viable agricultural technologies to smallholder farmers in East Africa | 306,884.00 | 0.00 | 150,000.00 | 0.00 | 0.00 | 156,884.00 |
| John Innes Centre
Norwich Research Park
Colney
Norwich, NR4 7UH England | | | | | | |
| for research, in collaboration with the Centre de Coopération Internationale en Recherche Agronomique pour le Développement, Montpellier, France, to develop a molecular library of rice genetic information that will facilitate marker-assisted selection breeding programs | 0.00 | 76,236.00 | 76,236.00 | 0.00 | 0.00 | 0.00 |
| to enable developing-country speakers to participate in the conference "Global Agriculture 2020: which way forward?" to be held April 18-20, 2001, in Norwich, England | 0.00 | 0.00 | -263.50 | 263.50 | 0.00 | 0.00 |
| toward the costs of studentships for a cooperative program on rice biotechnology with the West Africa Rice Development Association, Ivory Coast | 107,400.00 | 0.00 | 107,400.00 | 0.00 | 0.00 | 0.00 |
| University of Greenwich
Maritime Greenwich Campus
Old Royal Naval College
Park Row, Greenwich
London, SE10 9LS England | | | | | | |
| for use by its Natural Resources Institute to enable scientists from East and southern Africa to attend the conference Improving Food Systems in sub-Saharan Africa, to be held in Yaounde, Cameroon, May 2003 | 0.00 | 14,840.00 | 14,840.00 | 0.00 | 0.00 | 0.00 |
| University of Sheffield
Western Bank
Sheffield, S10 2TN England | | | | | | |
| toward the costs of a study to identify the genes in rice responsible for resistance to the parasitic weed Striga and to explore the possibilities of transferring such genes to maize in Africa | 0.00 | 76,332.00 | 76,332.00 | 0.00 | 0.00 | 0.00 |

THE ROCKEFELLER FOUNDATION
Identification Number 13-1659629
GRANTS AND EXPENDITURES REPORT

Statement #12
Page 124 of 302

| PROGRAM
COUNTRY
US STATE
Grantee Name(s) - Person(s) or Institution(s)
Purpose | UNEXPENDED
BALANCE
AS OF
01-Jan-2003 | APPROVED
IN 2003 | NET
EXPENDITURES
AS OF
Dec-2003 | LAPSES
(incl. cancels
& recs)
IN 2003 | REVERSIONS
(incl. cancels
& recs)
IN 2003 | UNEXPENDED
BALANCE
AS OF
Dec-2003 |
|--|---|---------------------|--|--|--|--|
| ===== | ===== | ===== | ===== | ===== | ===== | ===== |
| FOOD SECURITY | | | | | | |
| FRANCE | | | | | | |
| Centre de Coopération Internationale en Recherche Agronomique pour le Développement
42, rue Scheffer
Pans, 75116 France | | | | | | |
| for research, in collaboration with the John Innes Centre, Norwich, England, to develop a molecular library of rice genetic information that will facilitate marker-assisted selection breeding programs | 0.00 | 18,260.00 | 18,260.00 | 0.00 | 0.00 | 0.00 |
| GERMANY | | | | | | |
| Albert-Ludwigs-Universität Freiburg
Werthmannplatz
Postfach
Freiburg im Breisgau, 79085 Germany | | | | | | |
| for research on developing "golden rice" varieties that produce and accumulate significant levels of bio-available provitamin A in the endosperm | 200,000.00 | 0.00 | 100,000.00 | 0.00 | 0.00 | 100,000.00 |
| GHANA | | | | | | |
| Forum for Agricultural Research in Africa
c/o FAO Regional Office in Africa
P.O. Box GP 1628
Accra, Ghana | | | | | | |
| to develop a program entitled: Improving Livelihoods and Natural Resource Management in Sub-Saharan Africa: Securing the Future for Africa's Children | 0.00 | 239,800.00 | 218,000.00 | 0.00 | 0.00 | 21,800.00 |
| INDIA | | | | | | |
| Birsa Agricultural University
P.O. - Kanke, Ranchi
Jharkhand, 834006 India | | | | | | |
| toward the costs of using farmer participatory approaches to develop and evaluate drought-resistant varieties of rice for rainfed upland agro-ecosystems of eastern India | 0.00 | 22,660.00 | 14,103.00 | 0.00 | 0.00 | 8,557.00 |
| CCS Haryana Agricultural University
Hisar, 125 004 India | | | | | | |
| for molecular marker and transformation research leading to the development of drought and salinity tolerant varieties of Basmati rice for use by Indian farmers | 9,153.61 | 0.00 | 3,353.39 | 0.00 | 0.00 | 5,800.22 |
| for research and Ph.D. training leading to the use of molecular markers to enhance disease resistance in sorghum | 10,611.00 | 0.00 | 3,045.28 | 0.00 | 0.00 | 7,565.72 |

THE ROCKEFELLER FOUNDATION
Identification Number 13-1659629
GRANTS AND EXPENDITURES REPORT

Statement #12
Page 125 of 302

| PROGRAM
COUNTRY
US STATE
Grantee Name(s) - Person(s) or Institution(s)
Purpose | UNEXPENDED
BALANCE
AS OF
01-Jan-2003 | APPROVED
IN 2003 | NET
EXPENDITURES
AS OF
Dec-2003 | LAPSES
(incl. canc
& recens)
IN 2003 | REVERSIONS
(incl. canc
& recens)
IN 2003 | UNEXPENDED
BALANCE
AS OF
Dec-2003 |
|--|---|---------------------|--|---|---|--|
| ===== | ===== | ===== | ===== | ===== | ===== | ===== |
| FOOD SECURITY | | | | | | |
| INDIA | | | | | | |
| G. B Pant University of Agriculture and Technology
Udham Singh Nagar
Pantanagar, 263 145 India | | | | | | |
| for research on the enhancement of resistance to blast in rice | 8,470.00 | 0.00 | 8,470.00 | 0.00 | 0.00 | 0.00 |
| Gramin Vikas Trust
79, Sector 15A, Noida
Dist -Gautam Budha Nagar, (U P)
Noida, 201301 India | | | | | | |
| toward the costs of using farmer participatory approaches to develop and disseminate new drought resistant
varieties of rice to poor farmers in eastern India | 0.00 | 23,480.00 | 11,740.00 | 0.00 | 0.00 | 11,740.00 |
| Indira Gandhi Agncultural University
P B 94
Knshak Nagar
Raipur, 492006 India | | | | | | |
| for research on field screening, molecular genetic analysis, and breeding leading to more drought tolerant and
gall midge resistant rice varieties | 89,275.07 | 0.00 | 22,106.08 | 0.00 | 0.00 | 67,168.99 |
| International Centre for Genetic Engineerng and Biotechnology
Aruna Asaf Ali Marg
New Delhi, 110 067 India | | | | | | |
| for research on mapping and tagging of gall midge resistance genes in rice | 13,291.80 | 0.00 | 13,291.80 | 0.00 | 0.00 | 0.00 |
| to enable its New Delhi component to train and conduct collaborative research with other Indian institutions on
the use of marker assisted selection in breeding for stress tolerance in rice | 43,116.67 | 0.00 | 43,116.67 | 0.00 | 0.00 | 0.00 |
| International Crops Research Institute for the Semi-And Tropics
A P
Patancheru, 502 324 India | | | | | | |
| for the second phase of a joint research project with the Institut de Economie Rurale, Mali, on "Guinea sorghum
hybrids: bringing the benefits of hybrid technology to a staple crop of West Africa" | 0.00 | 279,320.00 | 138,120.00 | 0.00 | 0.00 | 141,200.00 |
| to develop, test and transfer market technologies and institutional innovations that improve the effectiveness of
the marketing system for raising the incomes of poor farmers growing grain legumes in Malawi and Mozambique | 301,450.00 | 0.00 | 0.00 | 0.00 | 0.00 | 301,450.00 |
| to support a joint research project with the Institut de Economie Rurale, Mali, on "guinea sorghum hybrids:
bringing the benefits of hybrid technology to a staple crop of sub-Saharan Africa | 140,050.00 | 0.00 | 140,050.00 | 0.00 | 0.00 | 0.00 |

THE ROCKEFELLER FOUNDATION
Identification Number 13-1659629
GRANTS AND EXPENDITURES REPORT

Statement #12
Page 126 of 302

| PROGRAM
COUNTRY
US STATE
Grantee Name(s) - Person(s) or Institution(s)
Purpose | UNEXPENDED
BALANCE
AS OF
01-Jan-2003 | APPROVED
IN 2003 | NET
EXPENDITURES
AS OF
Dec-2003 | LAPSES
(incl. cancels
& recens)
IN 2003 | REVERSIONS
(incl. cancels
& recens)
IN 2003 | UNEXPENDED
BALANCE
AS OF
Dec-2003 |
|---|---|---------------------|--|--|--|--|
| FOOD SECURITY | | | | | | |
| INDIA | | | | | | |
| International Crops Research Institute for the Semi-Arid Tropics | | | | | | |
| to support research and development of technologies, policies and institutional mechanisms to promote wider adoption of improved soil fertility management options by smallholder farmers in the semi-arid zone of Zimbabwe | 155,000.00 | 0.00 | 155,000.00 | 0.00 | 0.00 | 0.00 |
| to support the addition of the Burkina Faso component to the joint research project with the Institut d'Economie Rurale, Mali, on "guinea sorghum hybrids: bringing the benefits of hybrid technology to a staple crop of sub-Saharan Africa" | 39,621.00 | 0.00 | 39,621.00 | 0.00 | 0.00 | 0.00 |
| toward the costs of an international colloquium, Bridging the Technology Divide - Biotechnology alliances and the new architecture of innovation, to be held at the Institute, March 2003 | 0.00 | 25,000.00 | 25,000.00 | 0.00 | 0.00 | 0.00 |
| Narendra Deva University of Agriculture and Technology
Kumarganj
Faizabad, 224229 India | | | | | | |
| to improve its physical and human resources capacity for studies on drought tolerance in rice | 101,640.00 | 0.00 | 62,920.00 | 0.00 | 0.00 | 38,720.00 |
| Punjab Agricultural University
Ludhiana, 141 004 India | | | | | | |
| for research on improving the plant architecture and productivity of a traditional high-value rice variety grown in northern India through the use of DNA molecular marker assisted selection | 0.00 | 71,610.00 | 28,470.00 | 0.00 | 0.00 | 43,140.00 |
| Tamil Nadu Agricultural University
Coimbatore, 641 003 India | | | | | | |
| for large-scale screening for drought tolerance in landraces and improved genotypes of rice from India and from the germplasm collection of the International Rice Research Institute, Philippines | 64,860.00 | 0.00 | 12,282.00 | 0.00 | 0.00 | 52,578.00 |
| for research on identifying genes associated with water stress tolerance in rice | 43,787.49 | 0.00 | 31,137.35 | 0.00 | 0.00 | 12,650.14 |
| for use by its Center for Agriculture and Rural Development Studies for research on drought-related coping mechanisms of farmers in Tamil Nadu state and for the development of new technologies to decrease the impact of drought on farming communities | 25,080.00 | 0.00 | 0.00 | 0.00 | 0.00 | 25,080.00 |
| for use by its Center for Plant Molecular Biology to support rice breeding for southern India through the use of marker-assisted selection | 37,200.00 | 0.00 | 0.00 | 0.00 | 0.00 | 37,200.00 |

THE ROCKEFELLER FOUNDATION
Identification Number 13-1659629
GRANTS AND EXPENDITURES REPORT

Statement #12
Page 127 of 302

| PROGRAM
COUNTRY
US STATE
Grantee Name(s) - Person(s) or Institution(s)
Purpose | UNEXPENDED
BALANCE
AS OF
01-Jan-2003 | APPROVED
IN 2003 | NET
EXPENDITURES
AS OF
Dec-2003 | LAPSES
(incl. canc
& recens)
IN 2003 | REVERSIONS
(incl. canc
& recens)
IN 2003 | UNEXPENDED
BALANCE
AS OF
Dec-2003 |
|---|---|---------------------|--|---|---|--|
| ===== | ===== | ===== | ===== | ===== | ===== | ===== |
| FOOD SECURITY | | | | | | |
| INDIA | | | | | | |
| Tamil Nadu Agncultural University
for use by Its Centre for Plant Molecular Biology toward the costs of developing drought-tolerant varieties of rice,
using genetic research and participatory plant breeding techniques, and distributing them to smallholder farmers
in India | 0.00 | 275,826.00 | 134,300.00 | 0.00 | 0.00 | 141,526.00 |
| to conduct research using molecular markers and plant transformation to develop insect resistant and drought
tolerant rice varieties for use by farmers in southern India | 59,342.01 | 0.00 | 11,619.45 | 0.00 | 0.00 | 47,722.56 |
| University of Agncultural Sciences
Bangalore, 560065 India | | | | | | |
| for research on molecular marker-assisted introgression of major and multiple genes for enhanced blast
resistance in rice | 13,796.99 | 0.00 | 5,485.60 | 0.00 | 0.00 | 8,311.39 |
| to identify molecular markers for drought tolerance and utilize them in a rainfed rice breeding program | 8,057.89 | 0.00 | 5,862.00 | 0.00 | 0.00 | 2,195.89 |
| to support construction of a seed bank to serve grantees in the Foundation-supported Indian national network on
the genetic improvement of rice for drought tolerance | 0.00 | 21,000.00 | 0.00 | 0.00 | 0.00 | 21,000.00 |
| toward the costs of developing drought-tolerant varieties of rice and disseminating them to poor farmers in
southern India | 0.00 | 171,756.00 | 80,718.00 | 0.00 | 0.00 | 91,038.00 |
| University of Hyderabad
Central University Post Office
Hyderabad, 500 046 India | | | | | | |
| for a study to be conducted in collaboration with the University of Georgia to identify the specific genes in rice
and pearl millet that are induced when cereals are exposed to water deficits or drought conditions | 0.00 | 23,625.00 | 0.00 | 0.00 | 0.00 | 23,625.00 |
| to conduct rice genomic research and provide leadership and coordination to the national Indian network on rice
improvement for drought tolerance | 147,258.67 | 0.00 | 85,335.35 | 0.00 | 0.00 | 61,923.32 |
| Youth for Action
1-2-593/50, Street No 4, Lane No. 5
Gaganmahal, Domalguda
Hyderabad, 29 India | | | | | | |
| to facilitate early access by farmers in eastern India to new, drought tolerant rice varieties for participatory field
testing | 51,000.00 | 0.00 | 27,000.00 | 0.00 | 0.00 | 24,000.00 |

THE ROCKEFELLER FOUNDATION
Identification Number 13-1659629
GRANTS AND EXPENDITURES REPORT

Statement #12
Page 128 of 302

| PROGRAM
COUNTRY
US STATE
Grantee Name(s) - Person(s) or Institution(s)
Purpose | UNEXPENDED
BALANCE
AS OF
01-Jan-2003 | APPROVED
IN 2003 | NET
EXPENDITURES
AS OF
Dec-2003 | LAPSES
(incl. canc
& recens)
IN 2003 | REVERSIONS
(incl. canc
& recens)
IN 2003 | UNEXPENDED
BALANCE
AS OF
Dec-2003 |
|--|---|---------------------|--|---|---|--|
| FOOD SECURITY | | | | | | |
| INDIA | | | | | | |
| Youth for Action | | | | | | |
| to support strengthening farmers' capacity for innovation in a semi-arid region in India and to test a participatory model for agricultural technology adaptation and diffusion | 45,720.00 | 0.00 | 45,720.00 | 0.00 | 0.00 | 0.00 |
| toward the costs of using participatory plant breeding techniques to develop drought-tolerant varieties of rice and distributing the new varieties to smallholder farmers in India through linkages between farmers and seed retailers | 0.00 | 10,000.00 | 10,000.00 | 0.00 | 0.00 | 0.00 |
| ISRAEL | | | | | | |
| Abraham Blum
P O Box 16246
Tel Aviv, 61 162 Israel | | | | | | |
| toward the costs of maintaining a web site to service the information and communication needs of scientists working to create more resilient crop species for less favorable environments worldwide, with emphasis on drought tolerance in cereals | 0.00 | 88,900.00 | 25,300.00 | 0.00 | 0.00 | 63,600.00 |
| ITALY | | | | | | |
| Food and Agriculture Organization of the United Nations
Viale delle Terme di Caracalla
Rome, 00100 Italy | | | | | | |
| for use by its Subregional Office for Southern and Eastern Africa toward the costs of facilitating linkages between farmers in farmer field schools and the private sector, with the aim of increasing agricultural productivity and enhancing food security for poor farmers in western Kenya | 0.00 | 45,000.00 | 45,000.00 | 0.00 | 0.00 | 0.00 |
| toward the costs of participation by African stakeholders in a workshop entitled: Towards a Global Post-Harvest Systems Initiative for the 21st Century: Linking Farmers to Markets, to be held in Rome, Italy, October 2003 | 0.00 | 11,810.00 | 11,810.00 | 0.00 | 0.00 | 0.00 |
| International Plant Genetic Resources Institute
Via dei Tre Denari, 472/a
Rome, 00057 Italy | | | | | | |
| for research and training of a Ph.D. student at the University of Pretoria in the identification of genes to improve the resistance of banana and plantain to the banana weevil | 66,900.00 | 0.00 | 0.00 | 0.00 | 0.00 | 66,900.00 |
| for use by its International Network for the Improvement of Banana and Plantain for research to determine banana baseline information for eastern and southern Africa | 70,000.00 | 0.00 | 70,000.00 | 0.00 | 0.00 | 0.00 |
| for use by its International Network for the Improvement of Banana and Plantain to assess biotechnology-oriented research strategies for improving East African Highland Bananas | 0.00 | 36,940.00 | 36,940.00 | 0.00 | 0.00 | 0.00 |

THE ROCKEFELLER FOUNDATION
Identification Number 13-1659629
GRANTS AND EXPENDITURES REPORT

Statement #12
Page 129 of 302

| PROGRAM
COUNTRY
US STATE
Grantee Name(s) - Person(s) or Institution(s)
Purpose | UNEXPENDED
BALANCE
AS OF
01-Jan-2003 | APPROVED
IN 2003 | NET
EXPENDITURES
AS OF
Dec-2003 | LAPSES
(incl. cancels
& recens)
IN 2003 | REVERSIONS
(incl. cancels
& recens)
IN 2003 | UNEXPENDED
BALANCE
AS OF
Dec-2003 |
|---|---|---------------------|--|--|--|--|
| FOOD SECURITY | | | | | | |
| ITALY | | | | | | |
| International Plant Genetic Resources Institute
for use by its International Network for the Improvement of Banana and Plantain to assess the impacts of
Improved banana varieties and crop management technologies on rural farming households in Uganda | 0.00 | 22,500.00 | 22,500.00 | 0.00 | 0.00 | 0.00 |
| to help international agricultural research centers develop common approaches to exchange genetic resources
with national and international partners in compliance with the International Treaty on Plant Genetic Resources
for Food and Agriculture | 0.00 | 71,773.00 | 0.00 | 0.00 | 0.00 | 71,773.00 |
| toward the costs of strengthening the world's crop genebanks by mobilizing fundraising and public awareness
efforts aimed at development of a global conservation trust | 0.00 | 200,000.00 | 200,000.00 | 0.00 | 0.00 | 0.00 |
| KENYA | | | | | | |
| A Harvest Biotech Foundation International
Runda Mimosa Vale #215
P O Box 642
Village Market
Nairobi, 00621 Kenya | | | | | | |
| toward the costs of improving access of poor farmers in Kenya to lower-cost, disease- and insect-free tissue
culture banana plantlets, thereby raising their farm productivity, food security and incomes | 0.00 | 641,388.00 | 300,796.00 | 0.00 | 0.00 | 340,592.00 |
| African Agricultural Technology Foundation
c/o ILRI
P O Box 30709
Old Naivasha Road
Nairobi, Kenya | | | | | | |
| toward the costs of selecting, preparing and mobilizing resources for pilot projects that will facilitate public
sector access to new agricultural technologies | 0.00 | 1,000,000.00 | 1,000,000.00 | 0.00 | 0.00 | 0.00 |
| African Technology Policy Studies Network
P.O Box 10081-00100
Nairobi, Kenya | | | | | | |
| toward the costs of an international conference entitled: Science and Technology Policies for Sustainable Food
Security in Africa, to be held in Maseru, Lesotho, November 2003 | 0.00 | 49,100.00 | 49,100.00 | 0.00 | 0.00 | 0.00 |
| Association for Better Land Husbandry
P O Box 39042
Nairobi, Kenya | | | | | | |
| to develop a marketing structure which links smallholder farmers to high value, organic output markets in Kenya | 188,575.00 | 0.00 | 188,575.00 | 0.00 | 0.00 | 0.00 |

THE ROCKEFELLER FOUNDATION
Identification Number 13-1659629
GRANTS AND EXPENDITURES REPORT

Statement #12
Page 130 of 302

| PROGRAM
COUNTRY
US STATE
Grantee Name(s) - Person(s) or Institution(s)
Purpose | UNEXPENDED
BALANCE
AS OF
01-Jan-2003 | APPROVED
IN 2003 | NET
EXPENDITURES
AS OF
Dec-2003 | LAPSES
(incl. canc
& recens)
IN 2003 | REVERSIONS
(incl. canc
& recens)
IN 2003 | UNEXPENDED
BALANCE
AS OF
Dec-2003 |
|---|---|---------------------|--|---|---|--|
| ===== | ===== | ===== | ===== | ===== | ===== | ===== |
| FOOD SECURITY | | | | | | |
| KENYA | | | | | | |
|
Callistus Ogot
Department of Zoology
Kenyatta University
P O. Box 43844
Nairobi, Kenya | | | | | | |
| for an African Career Award to enable him to conduct postdoctoral research at Kenyatta University on conservation of the biological resources of Mfangano Island, Kenya | 14,000.00 | 0.00 | 8,000.00 | 0.00 | 0.00 | 6,000.00 |
|
Daniel Njiru Mugendi
Department of Environmental Foundation
Kenyatta Universty
P O Box 43844
Nairobi, Kenya | | | | | | |
| to enable him to conduct postdoctoral research at Kenyatta University on the use of agroforestry for enhanced soil productivity in Kenya | 13,727.00 | 0.00 | 13,727.00 | 0.00 | 0.00 | 0.00 |
|
Egerton University
P O Box 536
Njoro, Kenya | | | | | | |
| for use by its Department of Soil Science of the Faculty of Agriculture to further the development of its programs | 0.00 | 7,500.00 | 7,500.00 | 0.00 | 0.00 | 0.00 |
|
Environmental Action Team
P O Box 2605
Kitale, Kenya | | | | | | |
| toward the costs of improving smallholder food production in western Kenya through adaptive research and extension of integrated nutrient management methods | 117,566.00 | 0.00 | 117,566.00 | 0.00 | 0.00 | 0.00 |
|
Forum for Organic Resource Management and Agricultural Technologies
PO Box 79
Village Market 00621
Nairobi, Kenya | | | | | | |
| toward the costs of organizing discussions, demonstrations and other events on organic resource management technologies and carbon sequestration in order to accelerate adoption of promising land management technologies in Kenya | 0.00 | 69,482.00 | 69,482.00 | 0.00 | 0.00 | 0.00 |

THE ROCKEFELLER FOUNDATION
Identification Number 13-1659629
GRANTS AND EXPENDITURES REPORT

Statement #12
Page 131 of 302

| PROGRAM
COUNTRY
US STATE
Grantee Name(s) - Person(s) or Institution(s)
Purpose | UNEXPENDED
BALANCE
AS OF
01-Jan-2003 | APPROVED
IN 2003 | NET
EXPENDITURES
AS OF
Dec-2003 | LAPSES
(incl. cancels
& recens)
IN 2003 | REVERSIONS
(incl. cancels
& recens)
IN 2003 | UNEXPENDED
BALANCE
AS OF
Dec-2003 |
|---|---|---------------------|--|--|--|--|
| FOOD SECURITY | | | | | | |
| KENYA | | | | | | |
| George Odwar Ayaga
National Agricultural Research Laboratories
Kenya Agricultural Research Institute
P O Box 14733
Nairobi, Kenya | | | | | | |
| for an African Career Award to enable him to conduct postdoctoral research at the Kenya Agricultural Research Institute on the long-term impact of land management on soil fertility in Kenya | 15,494.00 | 0.00 | 9,494.00 | 0.00 | 0.00 | 6,000.00 |
| International Centre for Research in Agroforestry
United Nations Avenue, Gigiri
P O Box 30677-00100
Nairobi, Kenya | | | | | | |
| for the development of more effective and responsive agricultural extension for the uplands of Vietnam and Laos | 88,400.00 | 0.00 | 0.00 | 0.00 | 0.00 | 88,400.00 |
| to continue to develop and apply new technologies for remote sensing of soil quality in order to provide targeted strategies for integrated soil management to smallholder farmers in Uganda, Kenya and Tanzania | 0.00 | 650,000.00 | 325,000.00 | 0.00 | 0.00 | 325,000.00 |
| to develop the techniques and capacity for remote sensing of soil quality in Africa and its application in better targeting of integrated nutrient management technologies | 228,330.00 | 0.00 | 228,330.00 | 0.00 | 0.00 | 0.00 |
| to enable a consortium of over 70 organizations in western Kenya to continue assisting smallholder farmers in the region in the adoption of soil fertility improvement technologies | 0.00 | 99,710.00 | 0.00 | 0.00 | 0.00 | 99,710.00 |
| to support research and development to promote wider adoption of agroforestry technologies such as improved fallow for soil fertility management by smallholder farmers in southern Africa | 385,674.00 | 0.00 | 385,674.00 | 0.00 | 0.00 | 0.00 |
| to support the African Highland Initiative's development of a systematic and interactive learning process that will enable national agricultural research institutes in Ethiopia, Tanzania and Uganda to be more responsive to farmers' demands, efficient in their allocation of resources and productive in their development of appropriate technologies | 0.00 | 89,062.00 | 0.00 | 0.00 | 0.00 | 89,062.00 |
| toward the costs of continuing research on soil microbial communities and their effects on soil fertility | 0.00 | 52,200.00 | 0.00 | 0.00 | 0.00 | 52,200.00 |

THE ROCKEFELLER FOUNDATION
Identification Number 13-1659629
GRANTS AND EXPENDITURES REPORT

Statement #12
Page 132 of 302

| PROGRAM
COUNTRY
US STATE
Grantee Name(s) - Person(s) or Institution(s)
Purpose | UNEXPENDED
BALANCE
AS OF
01-Jan-2003 | APPROVED
IN 2003 | NET
EXPENDITURES
AS OF
Dec-2003 | LAPSES
(incl. cancels
& recens)
IN 2003 | REVERSIONS
(incl. cancels
& recens)
IN 2003 | UNEXPENDED
BALANCE
AS OF
Dec-2003 |
|--|---|---------------------|--|--|--|--|
| ===== | ===== | ===== | ===== | ===== | ===== | ===== |
| FOOD SECURITY | | | | | | |
| KENYA | | | | | | |
|
International Centre of Insect Physiology and Ecology
Duduville, Kasarani
P O Box 30772
Nyayo Stadium
Nairobi, Kenya | | | | | | |
| for the continuation of research, in collaboration with the Institute of Arable Crops Research-Rothamsted, aimed at controlling Striga infection of maize through co-cultivation with legumes that produce Striga-inhibiting compounds | 0.00 | 11,000.00 | 11,000.00 | 0.00 | 0.00 | 0.00 |
|
International Livestock Research Institute
Old Naivasha Road
P O. Box 30709
Nairobi, 00100 Kenya | | | | | | |
| toward the costs of a workshop for African researchers and policy makers on the role of agricultural science and technology in reducing hunger and improving rural livelihoods, to be held in Addis Ababa, Ethiopia, June 2003 | 0.00 | 50,000.00 | 50,000.00 | 0.00 | 0.00 | 0.00 |
| toward the costs of strengthening its Intellectual Property Management Unit and enhancing intellectual property management capacity within national agricultural research systems in sub-Saharan Africa | 282,442.00 | 0.00 | 170,689.00 | 0.00 | 0.00 | 111,753.00 |
| toward the costs of the planning phase to create a sub-regional biosciences center for East and Central Africa | 0.00 | 45,000.00 | 45,000.00 | 0.00 | 0.00 | 0.00 |
|
Jomo Kenyatta University of Agriculture and Technology
P O. Box 62000
Nairobi, Kenya | | | | | | |
| for research on the use of tissue culture propagation of bananas to improve quality and increase output, thus, increasing the food security and raising the incomes of resource-poor farmers in central Kenya | 24,500.00 | 0.00 | 12,250.00 | 0.00 | 0.00 | 12,250.00 |
| to provide training for African graduate students in the agricultural sciences and to support research on the use of natural chemical compounds from native plant species for control of pests and pathogens | 12,984.00 | 0.00 | 12,984.00 | 0.00 | 0.00 | 0.00 |
|
Kenya Agricultural Commodity Exchange
3rd Floor, Brick Court Building, Mpaka Road
P O Box 59142
Nairobi, Kenya | | | | | | |
| for the development of market information and commodity exchange systems aimed at raising the incomes of poor farmers in western Kenya by linking them to input and output markets | 107,524.00 | 0.00 | 107,524.00 | 0.00 | 0.00 | 0.00 |

THE ROCKEFELLER FOUNDATION
Identification Number 13-1659629
GRANTS AND EXPENDITURES REPORT

Statement #12
Page 133 of 302

| PROGRAM
COUNTRY
US STATE
Grantee Name(s) - Person(s) or Institution(s)
Purpose | UNEXPENDED
BALANCE
AS OF
01-Jan-2003 | APPROVED
IN 2003 | NET
EXPENDITURES
AS OF
Dec-2003 | LAPSES
(incl. cancels
& recs)
IN 2003 | REVERSIONS
(incl. cancels
& recs)
IN 2003 | UNEXPENDED
BALANCE
AS OF
Dec-2003 |
|--|---|---------------------|--|--|--|--|
| ===== | ===== | ===== | ===== | ===== | ===== | ===== |
| FOOD SECURITY | | | | | | |
| KENYA | | | | | | |
| Kenya Agricultural Research Institute
P O. Box 57811
Nairobi, Kenya | | | | | | |
| for improving banana production in Kenya through distribution of clean planting material produced via tissue culture | 86,500.00 | 0.00 | 86,500.00 | 0.00 | 0.00 | 0.00 |
| for introgression of Maize Streak Virus resistant genes into Kenyan hybrid maize using DNA marker-assisted selection, to enable farmers who grow the hybrids to achieve higher yields | 0.00 | 141,420.00 | 0.00 | 0.00 | 0.00 | 141,420.00 |
| for research on incorporating Striga resistance genes from Tripsacum into locally-adapted maize germplasm in Kenya | 148,071.43 | 0.00 | 66,833.00 | 0.00 | 0.00 | 81,238.43 |
| for research on the identification and management of banana streak virus from tissue culture propagated plants | 21,190.00 | 0.00 | 10,138.00 | 0.00 | 0.00 | 11,052.00 |
| for research to improve seed-based technology through molecular marker-assisted selection in maize | 16,405.26 | 0.00 | 16,405.26 | 0.00 | 0.00 | 0.00 |
| for the second phase of the Farmer Field School project, aimed at testing participatory dissemination strategies for soil and crop management technologies in Kenya | 0.00 | 160,650.00 | 80,325.00 | 0.00 | 0.00 | 80,325.00 |
| for use by its Mtwapa Regional Research Centre for the development and dissemination of superior cassava cultivars | 100,300.00 | 0.00 | 0.00 | 0.00 | 0.00 | 100,300.00 |
| for use by its Mtwapa Regional Research Centre to continue research to increase smallholder food production through improved soil and water management and the integration of livestock into the cropping systems of the coastal regions of Kenya | 0.00 | 66,497.00 | 66,497.00 | 0.00 | 0.00 | 0.00 |
| for use by its National Agricultural Research Centre at Muguga to continue research on the integrated use of manure with modest applications of inorganic fertilizers and the effects of this treatment on soil properties and maize production in the central Kenya highlands | 82,260.00 | 0.00 | 44,880.00 | 0.00 | 0.00 | 37,380.00 |
| for use by its National Agricultural Research Centre-Kitale to continue farmer participatory research in improved soil management practices | 0.00 | 99,319.00 | 99,319.00 | 0.00 | 0.00 | 0.00 |
| for use by its National Agricultural Research Laboratories to continue the activities of the Legume Research Network Project to develop low-cost and sustainable technologies for increasing crop production in Kenya | 415,489.00 | 0.00 | 231,111.00 | 0.00 | 0.00 | 184,378.00 |
| for use by its National Dryland Farming Research Centre to continue developing strategies for increased crop production through sustainable land and water management practices | 0.00 | 99,672.00 | 99,672.00 | 0.00 | 0.00 | 0.00 |

THE ROCKEFELLER FOUNDATION
Identification Number 13-1659629
GRANTS AND EXPENDITURES REPORT

Statement #12
Page 134 of 302

| PROGRAM
COUNTRY
US STATE
Grantee Name(s) - Person(s) or Institution(s)
Purpose | UNEXPENDED
BALANCE
AS OF
01-Jan-2003 | APPROVED
IN 2003 | NET
EXPENDITURES
AS OF
Dec-2003 | LAPSES
(incl. cancels
& recens)
IN 2003 | REVERSIONS
(incl. cancels
& recens)
IN 2003 | UNEXPENDED
BALANCE
AS OF
Dec-2003 |
|--|---|---------------------|--|--|--|--|
| ===== | ===== | ===== | ===== | ===== | ===== | ===== |
| FOOD SECURITY | | | | | | |
| KENYA | | | | | | |
|
Kenya Agricultural Research Institute | | | | | | |
| for use by its National Dryland Farming Research Centre to develop strategies for increased crop production through sustainable land and water management practices | -122.33 | 0.00 | -122.33 | 0.00 | 0.00 | 0.00 |
|
for use by the its Kisii Regional Research Centre to continue on-farm research in improved soil management technologies using participatory research methods | 0.00 | 99,940.00 | 99,940.00 | 0.00 | 0.00 | 0.00 |
|
to assess farmer participatory research, information flows and the Institute's current monitoring and evaluation systems | 0.00 | 35,200.00 | 0.00 | 0.00 | 0.00 | 35,200.00 |
|
toward project costs for accelerated multiplication and distribution of healthy planting materials of improved cassava varieties in western Kenya | 30,000.00 | 0.00 | 30,000.00 | 0.00 | 0.00 | 0.00 |
|
toward the costs of a study, in collaboration with Cornell University, to enhance the efficiency and effectiveness of Kenya's maize improvement program by utilizing both conventional and molecular breeding and to identify genes for resistance to fungal diseases of maize | 0.00 | 150,000.00 | 50,000.00 | 0.00 | 0.00 | 100,000.00 |
|
toward the costs of convening the 21st annual conference of the Soil Science Society of East Africa, to be held in Eldoret, Kenya, December 2003 | 0.00 | 10,000.00 | 10,000.00 | 0.00 | 0.00 | 0.00 |
|
toward the costs of publishing and disseminating the book, "Transformation of Agricultural Research Systems in Africa: Lessons from Kenya" | 0.00 | 30,000.00 | 30,000.00 | 0.00 | 0.00 | 0.00 |
|
toward the costs of research conducted in collaboration with national agricultural research organizations on genetic improvement of bush and climbing beans for smallholder production in Africa | 8,000.00 | 0.00 | 8,000.00 | 0.00 | 0.00 | 0.00 |
|
toward the costs of the second phase of "coordinated ecosystem breeding" to generate maize varieties resistant to pests and diseases of maize found in particular agro-ecological zones of Kenya | 0.00 | 300,000.00 | 111,400.00 | 0.00 | 0.00 | 188,600.00 |
|
Kenyatta University
P O Box 43844
00100 GPO
Nairobi, Kenya | | | | | | |
| for use by its Embu Regional Research Centre to assess the long-term effects of organic and inorganic phosphorous fertilizers on soil fertility in semi-arid areas of Kenya | 0.00 | 37,550.00 | 16,500.00 | 0.00 | 0.00 | 21,050.00 |
|
to establish a plant genetic transformation facility for maize improvement in Kenya | 0.00 | 200,789.00 | 0.00 | 0.00 | 0.00 | 200,789.00 |

THE ROCKEFELLER FOUNDATION
Identification Number 13-1659629
GRANTS AND EXPENDITURES REPORT

Statement #12
Page 135 of 302

| PROGRAM
COUNTRY
US STATE
Grantee Name(s) - Person(s) or Institution(s)
Purpose | UNEXPENDED
BALANCE
AS OF
01-Jan-2003 | APPROVED
IN 2003 | NET
EXPENDITURES
AS OF
Dec-2003 | LAPSES
(incl. cancels
& recens)
IN 2003 | REVERSIONS
(incl. cancels
& recens)
IN 2003 | UNEXPENDED
BALANCE
AS OF
Dec-2003 |
|--|---|---------------------|--|--|--|--|
| ===== | ===== | ===== | ===== | ===== | ===== | ===== |
| FOOD SECURITY | | | | | | |
| KENYA | | | | | | |
|
Kenyatta University
to provide field training for African graduate students in the agricultural sciences and for research on the taxonomy, distribution and uses of some members of the genus Sansevieria in Kenya | 23,910.00 | 0.00 | 23,910.00 | 0.00 | 0.00 | 0.00 |
|
to provide field training for African graduate students in the agricultural sciences and to support studies on the impact of organic resource management on the soil organic matter status and its relationship to crop growth | 26,500.00 | 0.00 | 26,500.00 | 0.00 | 0.00 | 0.00 |
|
to provide field training for African graduate students in the agricultural sciences and to support studies on the management of Fusarium moniliforme in maize and reduction of the health risks posed by fungal toxins in western Kenya | 30,000.00 | 0.00 | 30,000.00 | 0.00 | 0.00 | 0.00 |
|
Ministry of Agriculture and Rural Development
for use by its Coast Development Authority for research by its staff member Benjamin Mweri, leading to a Master of Science degree in Agricultural Extension and Education, on the effectiveness of Farmer Field Schools in the dissemination of technologies among smallholder farmers in coastal Kenya | 27,966.00 | 0.00 | 27,966.00 | 0.00 | 0.00 | 0.00 |
|
Moi University
P O Box 3900
Eldoret, Kenya

for use by its Department of Soil Science in the Faculty of Agriculture to further the development of its programs | 0.00 | 7,500.00 | 7,500.00 | 0.00 | 0.00 | 0.00 |
|
to provide field training for African graduate students in the agricultural sciences and to support research on constraints to on-farm seed production of maize and beans in Kenya | 19,386.00 | 0.00 | 19,386.00 | 0.00 | 0.00 | 0.00 |
|
Moses Imo
Department of Forestry
Moi University
P O Box 1125
Eldoret, Kenya

for an African Career Award to enable him to undertake postdoctoral research at Moi University on the sustainable management of Mt. Elgon Forest, Kenya | 17,245.00 | 0.00 | 11,245.00 | 0.00 | 0.00 | 6,000.00 |
|
Mussolini Kithome
Department of Soil Science
University of Nairobi
P O Box 30197
Nairobi, Kenya

for an African Career Award to enable him to conduct research at the University of Nairobi on the use of composted domestic garbage for soil fertility improvement in Kenya | 14,710.17 | 0.00 | 8,709.84 | 0.00 | 0.00 | 6,000.33 |

THE ROCKEFELLER FOUNDATION
Identification Number 13-1659629
GRANTS AND EXPENDITURES REPORT

Statement #12
Page 136 of 302

| PROGRAM
COUNTRY
US STATE
Grantee Name(s) - Person(s) or Institution(s)
Purpose | UNEXPENDED
BALANCE
AS OF
01-Jan-2003 | APPROVED
IN 2003 | NET
EXPENDITURES
AS OF
Dec-2003 | LAPSES
(incl. cancels
& recs)
IN 2003 | REVERSIONS
(incl. cancels
& recs)
IN 2003 | UNEXPENDED
BALANCE
AS OF
Dec-2003 |
|---|---|---------------------|--|--|--|--|
| FOOD SECURITY | | | | | | |
| KENYA | | | | | | |
| Sustainable Agriculture Centre for Research and Development in Africa
P O Box 2275
Bungoma, Kenya | | | | | | |
| for continued research on growing legumes within the maize-legume inter-cropping systems in western Kenya without compromising maize productivity | 0.00 | 140,130.00 | 72,823.00 | 0.00 | 0.00 | 67,307.00 |
| for on-farm testing of selected technologies for improved soil fertility management in western Kenya | 78,536.00 | 0.00 | 78,536.00 | 0.00 | 0.00 | 0.00 |
| for the development and pilot-testing of a prototype cereal banking system for collective grain storage, bulking and marketing of maize by poor farmers in western Kenya | 164,295.00 | 0.00 | 93,226.00 | 0.00 | 0.00 | 71,069.00 |
| toward the costs of printing and distributing the book, "Laboratory Methods of Soil and Plant Analysis" to faculties of agriculture and laboratories of national research organizations in eastern and southern Africa | 9,792.00 | 0.00 | 9,792.00 | 0.00 | 0.00 | 0.00 |
| Sustainable Community Oriented Development Programme
P O. Box 5
Sega, Kenya | | | | | | |
| to continue implementation of farmer-participatory trial programs for farm input supply, to promote crop biodiversity, and to develop appropriate integrated nutrient management practices for increased agricultural development | 368,500.00 | 0.00 | 93,963.00 | 0.00 | 0.00 | 274,537.00 |
| Tropical Soil Biology and Fertility Programme
UN Complex, Gigin (Block B)
PO Box 30592
Nairobi, Kenya | | | | | | |
| for use by Its African Network for Soil Biology and Fertility to continue research to address the problem of soil nutrient depletion facing smallholder farmers in West Africa | 96,000.00 | 0.00 | 96,000.00 | 0.00 | 0.00 | 0.00 |
| in support of research on soil biology and ecology as a component of integrated soils management in African farming systems | 600,000.00 | 0.00 | 600,000.00 | 0.00 | 0.00 | 0.00 |
| to enable soil scientists from Latin America to participate in the symposium, "An Integrated Approach to the Biological Management of Soils: XV Latin American Soil Science Congress," held in Varadero, Cuba, November 2001 | 2,213.83 | 0.00 | 0.00 | 2,213.83 | 0.00 | 0.00 |

THE ROCKEFELLER FOUNDATION
Identification Number 13-1659629
GRANTS AND EXPENDITURES REPORT

Statement #12
Page 137 of 302

| PROGRAM
COUNTRY
US STATE
Grantee Name(s) - Person(s) or Institution(s)
Purpose | UNEXPENDED
BALANCE
AS OF
01-Jan-2003 | APPROVED
IN 2003 | NET
EXPENDITURES
AS OF
Dec-2003 | LAPSES
(incl. cancels
& recensions)
IN 2003 | REVERSIONS
(incl. cancels
& recensions)
IN 2003 | UNEXPENDED
BALANCE
AS OF
Dec-2003 |
|--|---|---------------------|--|--|--|--|
| ===== | ===== | ===== | ===== | ===== | ===== | ===== |
| FOOD SECURITY | | | | | | |
| KENYA | | | | | | |
| University of Nairobi
P O Box 30197
Nairobi, Kenya | | | | | | |
| for use by its Faculty of Agriculture toward the costs of planning for curriculum and staff development to meet the changing needs of the agricultural sector | 20,700.00 | 0.00 | 20,700.00 | 0.00 | 0.00 | 0.00 |
| for use by the College of Biological and Physical Sciences to conduct a Participatory Rural Appraisal of mycotoxin contamination in major cereals and legumes and its effect on human health in Kenya | 0.00 | 0.00 | -2,696.11 | 0.00 | 0.00 | 2,696.11 |
| for use by the Faculty of Agriculture to further the development of its programs | 0.00 | 5,000.00 | 5,000.00 | 0.00 | 0.00 | 0.00 |
| to enhance the teaching of biometrics in selected faculties of agriculture in universities in sub-Saharan Africa by developing sustainable and focused strategies for training and skill development | 36,700.00 | 0.00 | 36,700.00 | 0.00 | 0.00 | 0.00 |
| to provide field training for African graduate students in the agricultural sciences and for research on the economic competitiveness of alternative soil fertility management technologies and the extent to which they are adopted by smallholder farmers in western Kenya | 31,102.00 | 0.00 | 31,102.00 | 0.00 | 0.00 | 0.00 |
| to provide training for African graduate students in the agricultural sciences and to develop economically viable integrated pest management strategies to control sweet potato weevils in eastern Kenya | 26,155.00 | 0.00 | 26,155.00 | 0.00 | 0.00 | 0.00 |
| MALAWI | | | | | | |
| Ministry of Agriculture and Irrigation, Malawi
PO Box 30134
Lilongwe, 3 Malawi | | | | | | |
| for use by its Department of Agricultural Research and Technical Services toward the costs of conducting and analyzing nationwide agronomic trials on improved organic technologies for maize production by smallholder farmers of Malawi | 10,000.00 | 0.00 | 0.00 | 0.00 | 0.00 | 10,000.00 |
| to support research at the Chitedze Agricultural Research Station of Malawi on development and dissemination of integrated soil fertility management technologies for improving food security on smallholder farms in Malawi | 165,966.61 | 0.00 | 118,568.16 | 0.00 | 0.00 | 47,398.45 |
| Ministry of Agriculture, Malawi
Lilongwe, Malawi | | | | | | |
| for use by its Department of Agricultural Research and Technical Services toward project costs for improving farmers' maize yields through managing maize streak virus, Turicum leaf blight and gray leaf spot diseases | 41,055.40 | 0.00 | 41,055.40 | 0.00 | 0.00 | 0.00 |

Statement #12
Page 138 of 302

| PROGRAM | UNEXPENDED | | NET | LAPSES | REVERSIONS | UNEXPENDED |
|--|-------------|------------|--------------|-------------|-------------|------------|
| COUNTRY | BALANCE | | EXPENDITURES | (incl. canc | (incl. canc | BALANCE |
| US STATE | AS OF | APPROVED | AS OF | & recens) | & recens) | AS OF |
| Grantee Name(s) - Person(s) or Institution(s) | 01-Jan-2003 | IN 2003 | Dec-2003 | IN 2003 | IN 2003 | Dec-2003 |
| Purpose | | | | | | |
| ===== | | | | | | |
| FOOD SECURITY | | | | | | |
| MALAWI | | | | | | |
| | | | | | | |
| University of Malawi | | | | | | |
| P.O Box 278 | | | | | | |
| Zomba, Malawi | | | | | | |
| | | | | | | |
| for use by Bunda College of Agriculture to provide field training for African graduate students in the agricultural sciences and to support research in agricultural economics on the use of soybeans and pigeonpeas for soil fertility management in Malawi | 22,539.00 | 0.00 | 22,539.00 | 0.00 | 0.00 | 0.00 |
| | | | | | | |
| for use by its Bunda College of Agriculture to further the development of its programs | 0.00 | 5,000.00 | 0.00 | 0.00 | 0.00 | 5,000.00 |
| | | | | | | |
| for use by its Bunda College of Agriculture, toward the costs of establishing farmer-led schools aimed at developing creative and innovative approaches to improving food security in Malawi | 20,000.00 | 0.00 | 20,000.00 | 0.00 | 0.00 | 0.00 |
| | | | | | | |
| for use by its Bunda College's Initiative for Development and Equity in African Agriculture to develop a sustainable cassava seed market system in Malawi | 0.00 | 80,010.00 | 80,010.00 | 0.00 | 0.00 | 0.00 |
| | | | | | | |
| for use by its Chancellor College to provide field training for African graduate students in the agricultural sciences and to characterize, assess and conserve the genetic diversity of yam germplasm in Malawi | 24,800.00 | 0.00 | 24,800.00 | 0.00 | 0.00 | 0.00 |
| | | | | | | |
| MALI | | | | | | |
| | | | | | | |
| Institut d'Economie Rurale | | | | | | |
| P O Box 258 | | | | | | |
| Rue Mohamed V | | | | | | |
| Bamako, Mali | | | | | | |
| | | | | | | |
| for the development of new drought tolerant rice varieties specifically adapted to the drought-prone production conditions of West Africa | 0.00 | 70,380.00 | 28,792.00 | 0.00 | 0.00 | 41,588.00 |
| | | | | | | |
| MEXICO | | | | | | |
| | | | | | | |
| Centro Internacional de Mejoramiento de Maiz y Trigo | | | | | | |
| Apdo Postal 6-641 | | | | | | |
| Lisboa 27, Col Juárez | | | | | | |
| Deleg Cuauhtemoc, CP 06600 | | | | | | |
| Mexico City, Mexico | | | | | | |
| | | | | | | |
| for the second phase of a project to strengthen maize seed production and distribution systems for small-scale farmers in Kenya and Uganda | 0.00 | 308,000.00 | 0.00 | 0.00 | 0.00 | 308,000.00 |
| | | | | | | |
| to develop innovative and integrated biotechnology approaches to improving the tolerance of tropical maize to water-limited environments | 0.00 | 700,000.00 | 336,200.00 | 0.00 | 0.00 | 363,800.00 |

THE ROCKEFELLER FOUNDATION
Identification Number 13-1659629
GRANTS AND EXPENDITURES REPORT

Statement #12
Page 139 of 302

| PROGRAM
COUNTRY
US STATE
Grantee Name(s) - Person(s) or Institution(s)
Purpose | UNEXPENDED
BALANCE
AS OF
01-Jan-2003 | APPROVED
IN 2003 | NET
EXPENDITURES
AS OF
Dec-2003 | LAPSES
(incl. canc
& recens)
IN 2003 | REVERSIONS
(incl. canc
& recens)
IN 2003 | UNEXPENDED
BALANCE
AS OF
Dec-2003 |
|---|---|---------------------|--|---|---|--|
| ===== | ===== | ===== | ===== | ===== | ===== | ===== |
| FOOD SECURITY | | | | | | |
| MEXICO | | | | | | |
| Centro Internacional de Mejoramiento de Maíz y Tng | | | | | | |
| to enhance the nutritional quality of locally adapted maize cultivars in eastern and southern Africa by
incorporating traits from "quality protein maize" | 503,000.00 | 0.00 | 300,000.00 | 0.00 | 0.00 | 203,000.00 |
| to support a regional network of scientists in southern Africa developing technologies, policies, and institutional
instruments for more widespread use of improved soil fertility management options by poor farmers in southern
Africa | 396,000.00 | 0.00 | 396,000.00 | 0.00 | 0.00 | 0.00 |
| toward the costs of a study to determine how gene flow, including the flow of transgenes, affects traditional
landraces, in order to elucidate the impact of gene flow on the livelihoods of small-scale farmers in Mexico | 0.00 | 300,000.00 | 100,925.00 | 0.00 | 0.00 | 199,075.00 |
| toward the costs of a study to determine how gene flow, including the flow of transgenes, affects traditional
maize landraces, in order to elucidate the impact of gene flow on the livelihoods of small-scale farmers in Mexico | 100,000.00 | 0.00 | 100,000.00 | 0.00 | 0.00 | 0.00 |
| toward the costs of developing a strategy for using market incentives to improve the production and distribution
of newly developed drought and low nitrogen tolerant maize, and for evaluating the impacts of these varieties on
the food security and incomes of smallholder farmers in southern Africa | 329,800.00 | 0.00 | 175,000.00 | 0.00 | 0.00 | 154,800.00 |
| toward the costs of developing and disseminating herbicide-resistant maize seed coated with specific herbicides
that inhibit the growth of the parasitic weed Striga | 0.00 | 460,700.00 | 233,280.00 | 0.00 | 0.00 | 227,420.00 |
| toward the costs of strengthening the participation of the East African national agricultural research systems in a
pan-African program to develop stress-tolerant maize varieties and improved cropping systems | 270,000.00 | 0.00 | 135,000.00 | 0.00 | 0.00 | 135,000.00 |
| toward the costs of the on-farm testing and seeds component of the Southern Africa Drought and Low Soil
Fertility Network's project to develop drought-tolerant varieties of maize | 137,300.00 | 0.00 | 137,300.00 | 0.00 | 0.00 | 0.00 |
| toward the costs of the second phase of its East Africa Regional Maize Nursery's efforts to promote and enhance
regional collaboration in eastern and southern Africa to address common disease and insect problems of maize | 239,200.00 | 0.00 | 119,000.00 | 0.00 | 0.00 | 120,200.00 |
| Francisco Guevara Hernandez
CRUS-Chapingo
A P 592
C P. 68000
Centro
Oaxaca de Juarez
Oaxaca, Mexico | | | | | | |
| toward the costs of his Ph.D. research at the Research School for Resource Studies for Development in the
Netherlands on the development and improvement of smallholder farming systems in southern Mexico | 15,115.08 | 0.00 | 15,115.08 | 0.00 | 0.00 | 0.00 |

Statement #12
Page 140 of 302

| PROGRAM | UNEXPENDED | | NET | LAPSES | REVERSIONS | UNEXPENDED |
|--|-------------|-----------|--------------|-------------|-------------|------------|
| COUNTRY | BALANCE | | EXPENDITURES | (incl. canc | (incl. canc | BALANCE |
| US STATE | AS OF | APPROVED | AS OF | & recens) | & recens) | AS OF |
| Grantee Name(s) - Person(s) or Institution(s) | 01-Jan-2003 | IN 2003 | Dec-2003 | IN 2003 | IN 2003 | Dec-2003 |
| Purpose | | | | | | |
| ===== | | | | | | |
| FOOD SECURITY | | | | | | |
| MEXICO | | | | | | |
| | | | | | | |
| Fundación Abonos Verdes y Cultivos de Cobertura, A C | | | | | | |
| Apdo. Postal 78 | | | | | | |
| C P 30470 | | | | | | |
| Villaflores, Chiapas, Mexico | | | | | | |
| | | | | | | |
| toward the costs of developing a collaborative and participatory approach to agricultural technology innovation and dissemination in the Villaflores region of Chiapas, Mexico | 71,000.00 | 0.00 | 40,000.00 | 0.00 | 0.00 | 31,000.00 |
| | | | | | | |
| Red de Estudios para el Desarrollo Rural, A C | | | | | | |
| Km 65 carretera | | | | | | |
| A P 592 | | | | | | |
| C P 6800 | | | | | | |
| Oaxaca de Juárez | | | | | | |
| Oaxaca, Mexico | | | | | | |
| | | | | | | |
| for a participatory review of the Foundation's Natural Resources Management Program in Mexico (1992-1999) and completion of several related publications | 0.00 | 35,000.00 | 0.00 | 0.00 | 0.00 | 35,000.00 |
| | | | | | | |
| for a pilot project to develop and demonstrate methods for strengthening community organization and local capacity for innovation among resource-poor farmers in communities in Oaxaca, Mexico, with high migration rates to the United States | 278,600.76 | 0.00 | 178,629.89 | 0.00 | 0.00 | 99,970.87 |
| | | | | | | |
| Vicente Guerrero Rural Development Project | | | | | | |
| Tlaxcala, Mexico | | | | | | |
| | | | | | | |
| to strengthen and document the more than twenty years of its facilitation of farmer-led agricultural technology dissemination in Mexico | 32,000.00 | 0.00 | 32,000.00 | 0.00 | 0.00 | 0.00 |
| | | | | | | |
| MÉXICO | | | | | | |
| | | | | | | |
| Centro de Investigación y de Estudios Avanzados del Instituto Politécnico Nacional | | | | | | |
| Apartado Postal 629 | | | | | | |
| 36500, GTO , C.P 36500 | | | | | | |
| Irapuato México | | | | | | |
| | | | | | | |
| to organize a multi-disciplinary team of Mexican scientists who will conduct a preliminary assessment of risks and opportunities related to transgenic maize in Mexico | 186,340.00 | 0.00 | 8,628.13 | 0.00 | 0.00 | 177,711.87 |
| | | | | | | |
| Universidad Autonoma de Chiapas | | | | | | |
| Direccion, Campus V | | | | | | |
| Villaflores | | | | | | |
| Chiapas, México | | | | | | |
| | | | | | | |
| for use by its Department of Agronomy toward the costs of developing a collaborative and participatory approach to agricultural technology innovation and dissemination in the Villaflores region of Chiapas, Mexico | 91,000.00 | 0.00 | 30,000.00 | 0.00 | 0.00 | 61,000.00 |

THE ROCKEFELLER FOUNDATION
Identification Number 13-1659629
GRANTS AND EXPENDITURES REPORT

Statement #12
Page 141 of 302

| PROGRAM
COUNTRY
US STATE
Grantee Name(s) - Person(s) or Institution(s)
Purpose | UNEXPENDED
BALANCE
AS OF
01-Jan-2003 | APPROVED
IN 2003 | NET
EXPENDITURES
AS OF
Dec-2003 | LAPSES
(incl. canc
& recens)
IN 2003 | REVERSIONS
(incl. canc
& recens)
IN 2003 | UNEXPENDED
BALANCE
AS OF
Dec-2003 |
|---|---|---------------------|--|---|---|--|
| ===== | ===== | ===== | ===== | ===== | ===== | ===== |
| FOOD SECURITY | | | | | | |
| MOZAMBIQUE | | | | | | |
| Instituto Nacional de Investigação Agronómica
C Postal 3658
Av F P.L M
Malavane
Maputo, 8 Mozambique | | | | | | |
| for support to the national maize breeding program in Mozambique | 66,245.00 | 0.00 | 66,245.00 | 0 00 | 0.00 | 0.00 |
| to support the Mozambique cassava brown streak virus management project | 147,400.00 | 0.00 | 87,000.00 | 0.00 | 0.00 | 60,400.00 |
| toward the costs of training farmers and local entrepreneurs in new techniques for the production, storage and distribution of improved varieties of maize, rice and other crops in Mozambique | 0 00 | 95,000.00 | 95,000.00 | 0.00 | 0.00 | 0.00 |
| Universidade Eduardo Mondlane
P O Box 257
Maputo, Mozambique | | | | | | |
| for a University-based Initiative for Development and Equity in African Agriculture (IDEAA) project designed to raise the income of poor farmers by improving their production and marketing of sunflower | 74,000.00 | 0.00 | 0.00 | 0.00 | 0.00 | 74,000.00 |
| NETHERLANDS | | | | | | |
| International Service for National Agricultural Research
P O Box 93375
2509 AJ
The Hague, Netherlands | | | | | | |
| to promote the development, testing and implementation of institutional learning and change in the Consultative Group on International Agricultural Research | 0.00 | 75,000.00 | 75,000.00 | 0.00 | 0.00 | 0.00 |
| to undertake policy and institutional changes that will support the development of fertilizer and seed markets in East Africa | 0.00 | 0.00 | -37,307.00 | 0.00 | 0.00 | 37,307.00 |
| Wageningen University
Postbus 9101
HB
Wageningen, 6700 Netherlands | | | | | | |
| for the continuation of a Ph.D. training and research program aimed at understanding and enhancing the role of developing-country smallholder farmers in agricultural innovation and technology dissemination | 0.00 | 1,000,000.00 | 185,000.00 | 0.00 | 0.00 | 815,000.00 |
| for the continuation of a Ph.D. training and research program aimed at understanding and enhancing the role of developing-country smallholder farmers in agricultural innovation and technology dissemination | 0.00 | 73,506.00 | 0.00 | 0.00 | 0.00 | 73,506.00 |

Statement #12
Page 142 of 302

THE ROCKEFELLER FOUNDATION
Identification Number 13-1659629
GRANTS AND EXPENDITURES REPORT

Statement #12
Page 143 of 302

| PROGRAM
COUNTRY
US STATE
Grantee Name(s) - Person(s) or Institution(s)
Purpose | UNEXPENDED
BALANCE
AS OF
01-Jan-2003 | APPROVED
IN 2003 | NET
EXPENDITURES
AS OF
Dec-2003 | LAPSES
(Incl. cancels
& recs.)
IN 2003 | REVERSIONS
(Incl. cancels
& recs.)
IN 2003 | UNEXPENDED
BALANCE
AS OF
Dec-2003 |
|---|---|---------------------|--|---|---|--|
| ===== | ===== | ===== | ===== | ===== | ===== | ===== |
| FOOD SECURITY | | | | | | |
| PHILIPPINES | | | | | | |
|
Infanta Integrated Community Development Assistance, Inc
Bahay-Ugnayan
Mabini St
Infanta
Quezon, 4336 Philippines | | | | | | |
| to strengthen and document its more than twenty-years of community-based field work and to explore participatory approaches for agricultural innovation and diffusion | 15,000.00 | 0.00 | 0.00 | 0.00 | 0.00 | 15,000.00 |
|
International Rice Research Institute
DAPO Box 7777
Metro Manila, 1301 Philippines | | | | | | |
| for research and training projects leading to the genetic improvement of rice for drought-prone regions of Asia and Africa | 880,744.00 | 0.00 | 0.00 | 0.00 | 0.00 | 880,744.00 |
|
for research on the economic value on rice biotechnologies recently adopted by Asian farmers, specifically the products of interspecies hybrids | 0.00 | 35,075.00 | 35,075.00 | 0.00 | 0.00 | 0.00 |
|
for strengthening intellectual property and technology transfer management at key centers of the Consultative Group on International Agricultural Research | 100,000.00 | 0.00 | 100,000.00 | 0.00 | 0.00 | 0.00 |
|
for the identification and characterization of genes that have the potential to enhance drought tolerance in rice | 0.00 | 124,992.00 | 41,371.00 | 0.00 | 0.00 | 83,621.00 |
|
to support research on risk management strategies used by rainfed-rice farmers in drought-prone environments and development of marker-assisted selection for breeding more drought-tolerant rice cultivars | 139,507.00 | 0.00 | 139,507.00 | 0.00 | 0.00 | 0.00 |
|
Philippine Rice Research Institute
Malgaya, Munoz, Nueva Ecija, 3119 Philippines | | | | | | |
| for identification of the Rice Restorer of Fertility (Rf) gene through candidate gene approach and transgenic complementation assay | 0.00 | 60,936.00 | 0.00 | 0.00 | 0.00 | 60,936.00 |
|
for research in rice biotechnology leading to improved rice varietal development for Philippine farmers | 4,474.16 | 0.00 | 204.00 | 4,270.16 | 0.00 | 0.00 |

THE ROCKEFELLER FOUNDATION
Identification Number 13-1659629
GRANTS AND EXPENDITURES REPORT

Statement #12
Page 144 of 302

| PROGRAM
COUNTRY
US STATE
Grantee Name(s) - Person(s) or Institution(s)
Purpose | UNEXPENDED
BALANCE
AS OF
01-Jan-2003 | APPROVED
IN 2003 | NET
EXPENDITURES
AS OF
Dec-2003 | LAPSES
(incl. canc
& recens)
IN 2003 | REVERSIONS
(incl. canc
& recens)
IN 2003 | UNEXPENDED
BALANCE
AS OF
Dec-2003 |
|---|---|---------------------|--|---|---|--|
| ===== | ===== | ===== | ===== | ===== | ===== | ===== |
| FOOD SECURITY | | | | | | |
| RWANDA | | | | | | |
| Institut des Sciences Agronomiques du Rwanda
B P 138
Butare, Rwanda | | | | | | |
| toward the costs of research conducted in collaboration with the International Center for Tropical Agriculture and other national agricultural research organizations on genetic improvement of bush and climbing beans for smallholder production in Africa | 8,000.00 | 0.00 | 8,000.00 | 0.00 | 0.00 | 0.00 |
| SOUTH AFRICA | | | | | | |
| African Crop Science Society
c/o Private Bag X 82076
Rustenburg, 0300 South Africa | | | | | | |
| for use by its Kenya Chapter for a special symposium on food crop improvement at the Sixth African Crop Science Congress, to be held in Nairobi, Kenya, October 2003 | 0.00 | 16,859.00 | 16,859.00 | 0.00 | 0.00 | 0.00 |
| to facilitate the exchange of information among crop scientists in Africa by enabling participants in the Foundation-supported Forum on Agricultural Resource Husbandry in Sub-Saharan Africa to attend the African Crop Science Congress, to be held in Nairobi, Kenya, October 2003 | 0.00 | 79,500.00 | 79,500.00 | 0.00 | 0.00 | 0.00 |
| University of Cape Town
Private Bag, Rondebosch 7701
Cape Town, South Africa | | | | | | |
| for research on the development of drought tolerant crops through genetic engineering | 90,011.00 | 0.00 | 90,011.00 | 0.00 | 0.00 | 0.00 |
| University of KwaZulu-Natal
Private Bag X10
Dalbndge
Durban, 4014 South Africa | | | | | | |
| for use by its African Center for Crop Improvement to provide 20 young scientists from eastern and southern Africa with Ph.D. training in modern crop breeding | 1,143,560.00 | 0.00 | 0.00 | 0.00 | 0.00 | 1,143,560.00 |
| to help establish an African center for crop improvement at the University, providing course-based Ph.D. training in the plant sciences | 683,969.00 | 0.00 | 524,571.00 | 0.00 | 0.00 | 159,398.00 |
| University of Pretoria
P.O. Box 667
Pretoria, 0002 South Africa | | | | | | |
| for use by its Department of Agricultural Economics, Extension and Rural Development to study the economic, socio-economic and health effects of adoption of Bacillus thuringensis (Bt) white maize in South Africa | 0.00 | 138,000.00 | 0.00 | 0.00 | 0.00 | 138,000.00 |

THE ROCKEFELLER FOUNDATION
Identification Number 13-1659629
GRANTS AND EXPENDITURES REPORT

Statement #12
Page 145 of 302

| PROGRAM
COUNTRY
US STATE
Grantee Name(s) - Person(s) or Institution(s)
Purpose | UNEXPENDED
BALANCE
AS OF
01-Jan-2003 | APPROVED
IN 2003 | NET
EXPENDITURES
AS OF
Dec-2003 | LAPSES
(Incl. cancels
& recs.)
IN 2003 | REVERSIONS
(Incl. cancels
& recs.)
IN 2003 | UNEXPENDED
BALANCE
AS OF
Dec-2003 |
|---|---|---------------------|--|---|---|--|
| ===== | ===== | ===== | ===== | ===== | ===== | ===== |
| FOOD SECURITY | | | | | | |
| SOUTH AFRICA | | | | | | |
| Walter A. J. de Milliano
Private Bag X01
Scottsville
Pietermaritzburg, 3209 South Africa | | | | | | |
| for activities related to the establishment of quality graduate training at the African Center for Crop Improvement at the University of Natal, Pietermaritzburg, South Africa | 0.00 | 75,000.00 | 0.00 | 0.00 | 0.00 | 75,000.00 |
| SWAZILAND | | | | | | |
| Ministry of Agriculture and Co-operatives, Swaziland
P O. Box 162
Mbabane, Swaziland | | | | | | |
| for the development of a framework for improving the coordination of maize marketing and pricing for smallholder farmers in Swaziland | 12,800.00 | 0.00 | 12,800.00 | 0.00 | 0.00 | 0.00 |
| TANZANIA | | | | | | |
| Ministry of Agriculture and Food Security
Kilimo House, Temeke
PO Box 9192
Dar es Salaam, Tanzania | | | | | | |
| for use by its Department of Research and Development toward the costs of preparing a medium-term plan for the development of Tanzania's national agricultural research system | 30,000.00 | 0.00 | 30,000.00 | 0.00 | 0.00 | 0.00 |
| for use by its Research and Development Division for a collaborative research project applying marker-assisted selection and farmer participatory methods to the production of new disease- and insect-resistant cassava varieties for poor farmers | 0.00 | 190,095.00 | 76,245.00 | 0.00 | 0.00 | 113,850.00 |
| to breed maize varieties resistant to gray leaf spot and northern leaf blight in the low and intermediate altitude areas of Tanzania | 0.00 | 34,342.00 | 0.00 | 0.00 | 0.00 | 34,342.00 |
| THAILAND | | | | | | |
| Asia - Pacific Association of Agricultural Research Institutions
FAO Regional Office for Asia & the Pacific
39 Maliwan Mansion
Phra Atit Road
Bangkok, 10200 Thailand | | | | | | |
| to establish the Asia-Pacific Consortium on Agricultural Biotechnology (APCoAB), to harness the benefits of agricultural biotechnology for human and animal welfare, while safeguarding the environment and sustainable agricultural development in the Asia-Pacific region | 0.00 | 90,000.00 | 0.00 | 0.00 | 0.00 | 90,000.00 |

Statement #12
Page 146 of 302

| PROGRAM
COUNTRY
US STATE
Grantee Name(s) - Person(s) or Institution(s)
Purpose | UNEXPENDED
BALANCE
AS OF
01-Jan-2003 | APPROVED
IN 2003 | NET
EXPENDITURES
AS OF
Dec-2003 | LAPSES
(incl. canc
& recens)
IN 2003 | REVERSIONS
(incl. canc
& recens)
IN 2003 | UNEXPENDED
BALANCE
AS OF
Dec-2003 |
|---|---|---------------------|--|---|---|--|
| ===== | ===== | ===== | ===== | ===== | ===== | ===== |
| FOOD SECURITY | | | | | | |
| THAILAND | | | | | | |
|
Chiang Mai University
239 Huay Kaew Road
Muang District
Chiang Mai, 50200 Thailand | | | | | | |
| for use by its Faculty of Agriculture for research on participatory plant breeding and toward the costs of its Master of Science in Agricultural Systems degree program | 46,000.00 | 0.00 | 0.00 | 0.00 | 0.00 | 46,000.00 |
|
for use by its Faculty of Agriculture to support its Master of Science in Agricultural Systems degree program | 50,500.00 | 0.00 | 14,650.87 | 0.00 | 0.00 | 35,849.13 |
|

Kasetsart University
50 Phahonyothin Road
Chatuchak
Bangkok, 10900 Thailand | | | | | | |
| to enable scientists from Thailand to pursue M.Sc. and Ph.D. fellowships at the University on the use of molecular markers to assist in rice breeding | 147,555.00 | 0.00 | 0.00 | 0.00 | 0.00 | 147,555.00 |
|
to evaluate the utility, and train scientists in the application, of DNA marker-based selection in the rice breeding programs of Cambodia, Lao PDR and Myanmar | 0.00 | 50,000.00 | 26,510.00 | 0.00 | 0.00 | 23,490.00 |
|
to provide in-country MSc. and Ph.D training in rice molecular marker technology and simultaneously conduct research leading to improved rice varieties for Thai farmers | 59,210.00 | 0.00 | 59,210.00 | 0.00 | 0.00 | 0.00 |
|

Khon Kaen University
123 Mitrarap Road
Amphoe Muang
Khon Kaen, 40002 Thailand | | | | | | |
| for use by its Department of Agricultural Economics for research on drought-related coping strategies of farmers in northeast Thailand and for the development of new technologies to decrease the impact of drought on farming communities | 18,000.00 | 0.00 | 0.00 | 0.00 | 0.00 | 18,000.00 |
|
for use by its Office of International Agriculture to conduct a workshop for scientists from Cambodia, China, India, Laos and Thailand, working on rice genetic improvement, to be held in Khon Kaen, Thailand, December 2003 | 0.00 | 40,000.00 | 40,000.00 | 0.00 | 0.00 | 0.00 |
|

National Center for Genetic Engineering and Biotechnology
Kasetsart University
Kamphangsae
Nakorn Pathom, 73240 Thailand | | | | | | |
| to continue to develop and deploy DNA molecular markers for breeding drought-tolerant rice for use by farmers in north and northeast Thailand | 0.00 | 89,600.00 | 0.00 | 0.00 | 0.00 | 89,600.00 |

THE ROCKEFELLER FOUNDATION
Identification Number 13-1659629
GRANTS AND EXPENDITURES REPORT

Statement #12
Page 147 of 302

| PROGRAM
COUNTRY
US STATE
Grantee Name(s) - Person(s) or Institution(s)
Purpose | UNEXPENDED
BALANCE
AS OF
01-Jan-2003 | APPROVED
IN 2003 | NET
EXPENDITURES
AS OF
Dec-2003 | LAPSES
(incl. canc
& recens)
IN 2003 | REVERSIONS
(incl. canc
& recens)
IN 2003 | UNEXPENDED
BALANCE
AS OF
Dec-2003 |
|--|---|---------------------|--|---|---|--|
| ===== | ===== | ===== | ===== | ===== | ===== | ===== |
| FOOD SECURITY | | | | | | |
| THAILAND | | | | | | |
| National Center for Genetic Engineering and Biotechnology
to identify quantitative trait loci for drought tolerance in rice and test their efficacy for marker assisted rice breeding | 29,108.23 | 0.00 | 29,108.23 | 0.00 | 0.00 | 0.00 |
| Rice Research Institute, Department of Agriculture, Thailand
Department of Agriculture
Phaholyothin Road
Chatuchak
Bangkok, 10900 Thailand | | | | | | |
| for use by its Ubon Rachathani Rice Research Center and its Phrae Rice Research Center to enable rice scientists and farmers of rainfed rice to collaborate on breeding improved rice varieties specifically adapted for northern Thailand | 292,931.00 | 0.00 | 157,070.00 | 0.00 | 0.00 | 135,861.00 |
| to conduct field screening of rice for drought tolerance at multiple locations in Thailand's drought-prone north and northeastern regions | 42,142.76 | 0.00 | 42,142.76 | 0.00 | 0.00 | 0.00 |
| to improve access to information for rice researchers at the Institute and to facilitate communication among themselves and others | 36,790.00 | 0.00 | 36,790.00 | 0.00 | 0.00 | 0.00 |
| UGANDA | | | | | | |
| Africa 2000 Network-Uganda
P O Box 7184
Kampala, Uganda | | | | | | |
| for research on the use of Farmer Field Schools to strengthen management skills and decision-making capacity of farming communities and service providers to overcome limitations of soil productivity | 121,450.00 | 0.00 | 100,000.00 | 0.00 | 0.00 | 21,450.00 |
| AT Uganda Ltd
Plot 1 Muwafu Road, Ntinda
P O Box 8830
Kampala, Uganda | | | | | | |
| toward the costs of increasing access for poor farmers to improved seeds, chemical fertilizers and other farm equipment and supplies through a network of rural agricultural input suppliers | 0.00 | 200,000.00 | 100,000.00 | 0.00 | 0.00 | 100,000.00 |
| Dick Sserunkuuma
Department of Agricultural Economics
Makerere University
P O Box 7062
Kampala, Uganda | | | | | | |
| for an African Career Award to enable him to conduct postdoctoral research at Makerere University on the determinants and impacts of farmers' choice of land management techniques in maize-based production systems in Uganda | 6,000.00 | 0.00 | 6,000.00 | 0.00 | 0.00 | 0.00 |

Statement #12
Page 148 of 302

| PROGRAM
COUNTRY
US STATE
Grantee Name(s) - Person(s) or Institution(s)
Purpose | UNEXPENDED
BALANCE
AS OF
01-Jan-2003 | APPROVED
IN 2003 | NET
EXPENDITURES
AS OF
Dec-2003 | LAPSES
(Incl. cancels
& recs.)
IN 2003 | REVERSIONS
(Incl. cancels
& recs.)
IN 2003 | UNEXPENDED
BALANCE
AS OF
Dec-2003 |
|--|---|---------------------|--|---|---|--|
| FOOD SECURITY | | | | | | |
| UGANDA | | | | | | |
| Florence Murunga
Department of Food Science and Technology
Makerere University
P O Box 7062
Kampala, Uganda | | | | | | |
| to enable her to conduct postdoctoral research at Makerere University on the use of processed bananas to improve nutrition in Uganda | 11,631.00 | 0.00 | 5,631.00 | 0.00 | 0.00 | 6,000.00 |
| George Bigirwa
Namulonge Agricultural and Animal Production Research Institute (NAARI)
P O Box 7084
Kampala, Uganda | | | | | | |
| for an African Career Award to enable him to undertake postdoctoral research at the Namulonge Agricultural and Animal Production Research Institute on the occurrence and source of fungal rots and their impact on maize production in Uganda | 16,822.00 | 0.00 | 10,812.00 | 0.00 | 0.00 | 6,010.00 |
| James M Ssebuliba
Department of Crop Science
Makerere University
P.O. Box 7062
Kampala, Uganda | | | | | | |
| for an African Career Award to enable him to conduct postdoctoral research at Makerere University on the nutritional potential of selected beta-carotene rich sweet potato varieties in Uganda | 9,960.00 | 0.00 | 3,960.00 | 0.00 | 0.00 | 6,000.00 |
| Makerere University
P O Box 7062
Kampala, Uganda | | | | | | |
| for use by its Department of Agricultural Extension/Education toward the costs of analyzing current transformations in agricultural extension systems in Uganda and the implications for the agricultural curriculum | 0.00 | 37,000.00 | 0.00 | 0.00 | 0.00 | 37,000.00 |
| for use by its Faculty of Agriculture toward the costs of publishing the proceedings of a Curriculum Development Workshop held in Bellagio, Italy, November 2001 | 0.00 | 10,000.00 | 10,000.00 | 0.00 | 0.00 | 0.00 |
| to promote soil science research and its application in eastern Africa through publication of the 20th annual conference proceedings of the Soil Science Society of East Africa | 0.00 | 8,950.00 | 8,950.00 | 0.00 | 0.00 | 0.00 |
| to provide field training for African graduate students in the agricultural sciences and for research on the impact of improved access to rural financial markets on household welfare in Uganda | 38,738.00 | 0.00 | 38,738.00 | 0.00 | 0.00 | 0.00 |
| to provide field training for African graduate students in the agricultural sciences and for research on the use of cattle manure to increase the productivity of peri-urban, smallholder crop/livestock production systems | 33,062.00 | 0.00 | 33,062.00 | 0.00 | 0.00 | 0.00 |

THE ROCKEFELLER FOUNDATION
Identification Number 13-1659629
GRANTS AND EXPENDITURES REPORT

Statement #12
Page 149 of 302

| PROGRAM
COUNTRY
US STATE
Grantee Name(s) - Person(s) or Institution(s)
Purpose | UNEXPENDED
BALANCE
AS OF
01-Jan-2003 | APPROVED
IN 2003 | NET
EXPENDITURES
AS OF
Dec-2003 | LAPSES
(incl. canc
& recens)
IN 2003 | REVERSIONS
(incl. canc
& recens)
IN 2003 | UNEXPENDED
BALANCE
AS OF
Dec-2003 |
|---|---|---------------------|--|---|---|--|
| ===== | ===== | ===== | ===== | ===== | ===== | ===== |
| FOOD SECURITY | | | | | | |
| UGANDA | | | | | | |
| Makerere University | | | | | | |
| to provide field training for African graduate students in the agricultural sciences and for research to evaluate the resistance of local and improved cassava varieties to cassava mosaic virus disease in Uganda | 33,380.00 | 0 00 | 33,380.00 | 0.00 | 0.00 | 0.00 |
| to provide field training for African graduate students in the agricultural sciences and to assess the effectiveness of smallholder farmers' access to agricultural knowledge and information in Uganda | 33,696.00 | 0.00 | 33,696.00 | 0.00 | 0.00 | 0.00 |
| to provide field training for African graduate students in the agricultural sciences and to develop a decision support system for sustainable productivity of the banana-based cropping systems of the Lake Victoria Basin | 0.30 | 0.00 | 0.00 | 0.00 | 0.00 | 0.30 |
| to provide field training for African graduate students in the agricultural sciences and to support studies on resource use in peri-urban smallholder mixed farming systems in Uganda | 39,344.00 | 0.00 | 39,344.00 | 0.00 | 0.00 | 0.00 |
| to provide field training for African graduate students in the agricultural sciences and to support studies on the development of appropriate animal draft power technologies for increased agricultural productivity in eastern Uganda | 35,848.00 | 0.00 | 35,848.00 | 0.00 | 0.00 | 0.00 |
| to provide field training for African graduate students in the agricultural sciences and to support studies on the effectiveness and efficiency of current approaches to improving potato production technologies in the highlands of southwestern and eastern Uganda | 26,693.85 | 0.00 | 26,693.85 | 0.00 | 0.00 | 0.00 |
| to provide field training for African students in agricultural sciences and to support economic research on resource use efficiency among the potato and sweet potato producers in Uganda | 122.33 | 0.00 | 0.00 | 0.00 | 0.00 | 122.33 |
| toward the costs of a pilot training program for improved research and teaching skills of Faculty of Agriculture staff members | 64,063.00 | 0.00 | 64,063.00 | 0.00 | 0.00 | 0.00 |
| toward the costs of an institutional transformation planning process to consolidate constituent faculties into a college of agriculture and natural resource management | 76,638.00 | 0.00 | 76,638.00 | 0.00 | 0.00 | 0.00 |
| toward the costs of using molecular marker-assisted selection to enhance breeding for inclusion of the quality protein maize trait and resistance to maize streak virus | 0.00 | 177,865.00 | 92,542.00 | 0.00 | 0.00 | 85,323.00 |
| Mary Christine Akemo
Horticultural Research Programme
Kawanda Agricultural Research Institute
P.O. Box 7065
Kampala, Uganda | | | | | | |
| for an African Career Award to enable her to undertake postdoctoral research at Kawanda Agricultural Research Institute on potential cover crops for weed control in annual and perennial horticultural crop production in Uganda | 17,510.00 | 0.00 | 10,310.00 | 0.00 | 0.00 | 7,200.00 |

THE ROCKEFELLER FOUNDATION
Identification Number 13-1659629
GRANTS AND EXPENDITURES REPORT

Statement #12
Page 150 of 302

| PROGRAM
COUNTRY
US STATE
Grantee Name(s) - Person(s) or Institution(s)
Purpose | UNEXPENDED
BALANCE
AS OF
01-Jan-2003 | APPROVED
IN 2003 | NET
EXPENDITURES
AS OF
Dec-2003 | LAPSES
(incl. canc
& recens)
IN 2003 | REVERSIONS
(incl. canc
& recens)
IN 2003 | UNEXPENDED
BALANCE
AS OF
Dec-2003 |
|--|---|---------------------|--|---|---|--|
| ===== | ===== | ===== | ===== | ===== | ===== | ===== |
| FOOD SECURITY | | | | | | |
| UGANDA | | | | | | |
| <i>National Agricultural Research Organisation</i>
P O Box 295
Entebbe, Uganda | | | | | | |
| for research on improving the production of East African highland bananas through conventional breeding and genetic engineering | 94,820.00 | 0.00 | 50,770.00 | 0.00 | 0.00 | 44,050.00 |
| for research to improve the insect resistance, disease resistance and protein quality of maize varieties in Uganda | 125,626.30 | 0.00 | 62,813.00 | 0.00 | 0.00 | 62,813.30 |
| for use by Its Kawanda Agricultural Research Institute to develop new banana genotypes resistant to weevils, black sigatoka and nematodes through conventional breeding methods and to promote their use among smallholder farmers in Uganda | 0.00 | 239,370.00 | 81,260.00 | 0.00 | 0.00 | 158,110.00 |
| for use by its Namulonge Agricultural and Animal Production Research Institute for cassava improvement in Uganda through the integration of end-user participatory approaches, biotechnology tools and conventional breeding methods | 0.00 | 120,700.00 | 50,900.00 | 0.00 | 0.00 | 69,800.00 |
| for use by its Namulonge Agricultural and Animal Production Research Institute for the promotion and development of improved, high-yielding bean varieties for sustainable food security, nutrition and household income in Uganda | 0.00 | 119,168.00 | 37,146.00 | 0.00 | 0.00 | 82,022.00 |
| to enhance banana productivity and utilization through farmer participatory development of new production management options | 0.00 | 300,000.00 | 152,860.00 | 0.00 | 0.00 | 147,140.00 |
| to improve banana marketing and post-farm handling and utilization, in order to improve farm productivity, incomes and food security for poor farmers in Uganda | 0.00 | 362,595.00 | 362,595.00 | 0.00 | 0.00 | 0.00 |
| toward project costs for participatory multiplication testing of improved upland rice in Uganda | 23,674.00 | 0.00 | 23,674.00 | 0.00 | 0.00 | 0.00 |
| toward the costs of a workshop organized by NARO's Namulonge Agricultural and Animal Production Research Institute to discuss sustainable seed systems for small-scale farmers in Uganda | 987.30 | 0.00 | 0.00 | 987.30 | 0.00 | 0.00 |
| VIETNAM | | | | | | |
| Agricultural Genetics Institute
Co Nhue, Tu Liem
Hanoi, Vietnam | | | | | | |
| for research to utilize molecular marker aided breeding to develop new elite and hybrid rice varieties with enhanced resistance to bacterial and fungal diseases as well as insect pests for Vietnamese rice farmers | 47,089.51 | 0.00 | 14,108.00 | 0.00 | 0.00 | 32,981.51 |

THE ROCKEFELLER FOUNDATION
Identification Number 13-1659629
GRANTS AND EXPENDITURES REPORT

Statement #12
Page 151 of 302

| PROGRAM
COUNTRY
US STATE
Grantee Name(s) - Person(s) or Institution(s)
Purpose | UNEXPENDED
BALANCE
AS OF
01-Jan-2003 | APPROVED
IN 2003 | NET
EXPENDITURES
AS OF
Dec-2003 | LAPSES
(incl. canc
& recens)
IN 2003 | REVERSIONS
(incl. canc
& recens)
IN 2003 | UNEXPENDED
BALANCE
AS OF
Dec-2003 |
|--|---|---------------------|--|---|---|--|
| ===== | ===== | ===== | ===== | ===== | ===== | ===== |
| FOOD SECURITY | | | | | | |
| VIETNAM | | | | | | |
|
Cuu Long Delta Rice Research Institute
Omon, Cantho, Vietnam | | | | | | |
| to conduct rice biotechnology research leading to improved rice varieties for Vietnamese farmers | 34,100.00 | 0.00 | 0.00 | 0.00 | 0.00 | 34,100.00 |
| toward the costs of developing pro-vitamin A-rich Golden Rice to improve nutrition in Vietnam | 0.00 | 100,000.00 | 100,000.00 | 0.00 | 0.00 | 0.00 |
|
Institute of Biotechnology, National Center for Natural Science and Technology
18 Hoang Quoc Viet Street
Nghia Do, Cau Giay
Hanoi, Vietnam | | | | | | |
| for research on the genetic mapping of drought tolerance traits in rice and breeding of new upland rice varieties for northern Vietnam | 16,480.00 | 0.00 | 16,480.00 | 0.00 | 0.00 | 0.00 |
|
Ministry of Agriculture and Rural Development
2 Ngoc Ha
Hanoi, Vietnam | | | | | | |
| for use by its Agricultural Genetics Institute toward the costs of a collaboration with Cornell University aimed at strengthening biosafety regulations and practices in Vietnam | 0.00 | 62,200.00 | 62,200.00 | 0.00 | 0.00 | 0.00 |
|
National Institute for Soils and Fertilizers
Dong Ngac Commune
Tu Lien District
Hanoi, Vietnam | | | | | | |
| to establish and implement Integrated Crop Management farmer field schools in northern Vietnam and to document and analyze the process | 23,500.00 | 0.00 | 23,500.00 | 0.00 | 0.00 | 0.00 |
|
ZAMBIA | | | | | | |
|
University of Zambia
P O Box 32379
Lusaka, Zambia | | | | | | |
| toward the costs of training M.Sc. students in plant breeding for the Southern African Development Community region | 0.00 | 168,300.00 | 78,300.00 | 0.00 | 0.00 | 90,000.00 |

THE ROCKEFELLER FOUNDATION
Identification Number 13-1659629
GRANTS AND EXPENDITURES REPORT

Statement #12
Page 152 of 302

| PROGRAM
COUNTRY
US STATE
Grantee Name(s) - Person(s) or Institution(s)
Purpose | UNEXPENDED
BALANCE
AS OF
01-Jan-2003 | APPROVED
IN 2003 | NET
EXPENDITURES
AS OF
Dec-2003 | LAPSES
(incl. canc
& recens)
IN 2003 | REVERSIONS
(incl. canc
& recens)
IN 2003 | UNEXPENDED
BALANCE
AS OF
Dec-2003 |
|---|---|---------------------|--|---|---|--|
| FOOD SECURITY | | | | | | |
| ZIMBABWE | | | | | | |
|
African Centre for Fertilizer Development
Alpes Road, Hatcliffe Estate
51283 Teviotdale
P.O. Box A469, Avondale
Harare, Zimbabwe | | | | | | |
| to develop a regional policy framework for improving fertilizer trade, procurement and distribution for poor farmers in the Southern Africa Development Community | 0.00 | 69,375.00 | 69,375.00 | 0.00 | 0.00 | 0.00 |
|
to support the promotion of private sector participation in the dissemination of soil fertility technologies to smallholder farmers in southern Africa | 90,750.00 | 0.00 | 0.00 | 0.00 | 0.00 | 90,750.00 |
|
Food Agriculture and Natural Resources Policy Analysis Network
P.O. Box CY2765
Causeway
Harare, Zimbabwe | | | | | | |
| for core support of its mission to research, develop and disseminate information about agricultural policies that improve the food security and incomes of poor farmers in southern Africa | 0.00 | 144,000.00 | 144,000.00 | 0.00 | 0.00 | 0.00 |
|
Ministry of Lands, Agriculture and Rural Resettlement, Zimbabwe
Fifth Street Extension
P O Box CY 594
Causeway
Harare, Zimbabwe | | | | | | |
| for use by its Department of Research and Specialist Services toward the costs of using farmer participatory methods to develop and disseminate improved varieties of cowpeas capable of growing on acidic soil in Zimbabwe | 45,150.00 | 0.00 | 22,575.00 | 0.00 | 0.00 | 22,575.00 |
|
for use by the Department of Research and Specialist Services toward support of maize open pollinated varieties ecosystem breeding in Zimbabwe | 98,575.00 | 0.00 | 66,382.00 | 0.00 | 0.00 | 32,193.00 |
|
Paul Mapfumo
Department of Soil Science and Agricultural Engineering
University of Zimbabwe
P O. Box MP 167
Mt Pleasant
Harare, Zimbabwe | | | | | | |
| for an African Career Award to enable him to conduct postdoctoral research at the University of Zimbabwe on the use of non-cultivated herbaceous legumes to increase soil fertility in smallholder cropping systems in Zimbabwe | 16,071.00 | 0.00 | 10,071.00 | 0.00 | 0.00 | 6,000.00 |

THE ROCKEFELLER FOUNDATION
Identification Number 13-1659629
GRANTS AND EXPENDITURES REPORT

Statement #12
Page 153 of 302

| PROGRAM
COUNTRY
US STATE
Grantee Name(s) - Person(s) or Institution(s)
Purpose | UNEXPENDED
BALANCE
AS OF
01-Jan-2003 | APPROVED
IN 2003 | NET
EXPENDITURES
AS OF
Dec-2003 | LAPSES
(incl. canc
& recens)
IN 2003 | REVERSIONS
(incl. canc
& recens)
IN 2003 | UNEXPENDED
BALANCE
AS OF
Dec-2003 |
|--|---|---------------------|--|---|---|--|
| ===== | ===== | ===== | ===== | ===== | ===== | ===== |
| FOOD SECURITY | | | | | | |
| ZIMBABWE | | | | | | |
| University of Zimbabwe
P O Box MP 167
Mount Pleasant
Harare, Zimbabwe | | | | | | |
| for on-farm testing and dissemination of crop and soil improvement technologies developed by the Chinyika Integrated Crop Management Research project | 27,000.00 | 0.00 | 27,000.00 | 0.00 | 0.00 | 0.00 |
| for research on managing soil organic matter for improved nutrient use efficiency on smallholder farms in Zimbabwe | 87,197.00 | 0.00 | 45,373.49 | 0.00 | 0.00 | 41,823.51 |
| for use by its Department of Agricultural Economics and Extension for its Regional Master's Program in Agricultural Economics to upgrade and refurbish the computer laboratory teaching and research facility | 40,000.00 | 0.00 | 40,000.00 | 0.00 | 0.00 | 0.00 |
| for use by its Faculty of Agriculture toward the costs of planning for curricula development and transformation to meet the changing needs of the agricultural sector | 16,130.00 | 0.00 | 16,130.00 | 0.00 | 0.00 | 0.00 |
| to provide field training for African graduate students in the agricultural sciences and for research on improving bean seed quality on smallholders' farms by managing seed-borne diseases caused by bacteria and fungi | 18,505.00 | 0.00 | 18,505.00 | 0.00 | 0.00 | 0.00 |
| to provide field training for African graduate students in the agricultural sciences and for research on improving the productivity of traditional leafy vegetables on smallholder farms in Zimbabwe | 21,945.00 | 0.00 | 21,945.00 | 0.00 | 0.00 | 0.00 |
| to provide field training for African graduate students in the agricultural sciences and for research on increasing crop yield through improved weed management in smallholder intercropping systems | 21,895.00 | 0.00 | 21,895.00 | 0.00 | 0.00 | 0.00 |
| to provide field training for African graduate students in the agricultural sciences and for research on soybean varieties and on improving soybean production in maize/legume intercropping systems | 27,119.00 | 0.00 | 27,119.00 | 0.00 | 0.00 | 0.00 |
| to provide field training for African graduate students in the agricultural sciences and for research on the effects of cultural weed management practices on maize yields in Zimbabwe | 25,986.00 | 0.00 | 0.00 | 0.00 | 0.00 | 25,986.00 |
| to provide field training for African graduate students in the agricultural sciences and for research on the use of soybeans and soybean products to enhance nutrition in livestock | 30,400.00 | 0.00 | 15,250.00 | 0.00 | 0.00 | 15,150.00 |
| toward the costs of a book on how Africans are leading the process of agricultural development in Africa entitled "The Termite Strategy: Transforming Rural Africa from Within" | 22,100.00 | 0.00 | 0.00 | 0.00 | 0.00 | 22,100.00 |

Statement #12
Page 154 of 302

| PROGRAM
COUNTRY
US STATE
Grantee Name(s) - Person(s) or Institution(s)
Purpose | UNEXPENDED
BALANCE
AS OF
01-Jan-2003 | APPROVED
IN 2003 | NET
EXPENDITURES
AS OF
Dec-2003 | LAPSES
(incl. cancels
& recs.)
IN 2003 | REVERSIONS
(incl. cancels
& recs.)
IN 2003 | UNEXPENDED
BALANCE
AS OF
Dec-2003 |
|--|---|---------------------|--|---|---|--|
| FOOD SECURITY | | | | | | |
| UNITED STATES | | | | | | |
| CALIFORNIA | | | | | | |
| Regents of the University of California [DO NOT USE, SELECT CAMPUS NAME] | | | | | | |
| 333 California Street | | | | | | |
| Laurel Heights, Suite 16 | | | | | | |
| San Francisco, California 94143 | | | | | | |
| for use by the University of California, Berkeley, and the University of California, Davis, to evaluate public sector intellectual property resources in agricultural biotechnology | 0.00 | 0.00 | -181.99 | 181.99 | 0.00 | 0.00 |
| toward the costs of developing a collaborative database for public sector intellectual property resources in agricultural biotechnology | 100,000.00 | 0.00 | 0.00 | 0.00 | 0.00 | 100,000.00 |
| University of California, San Diego | | | | | | |
| 9500 Gilman Drive | | | | | | |
| La Jolla, California 92093 | | | | | | |
| for use by its Division of Biological Sciences to determine whether certain toxins from Bacillus thuringiensis (Bt) are effective control agents against nematodes that affect plantains and East African Highland Bananas | 0.00 | 197,541.00 | 134,925.00 | 0.00 | 0.00 | 62,616.00 |
| CONNECTICUT | | | | | | |
| TechnoServe, Inc | | | | | | |
| 49 Day Street | | | | | | |
| Norwalk, Connecticut 06854 | | | | | | |
| toward the costs of improving access of poor farmers growing bananas in Kenya to profitable output markets by helping them to develop strong producer and marketing associations | 0.00 | 574,299.00 | 312,061.00 | 0.00 | 0.00 | 262,238.00 |
| WASHINGTON, DC | | | | | | |
| Africare | | | | | | |
| 440 R Street, NW | | | | | | |
| Washington, DC 20001 | | | | | | |
| for use by its Africare Zimbabwe to assist poor smallholder farmers in three districts of Zimbabwe to expand the production, processing and utilization of soybeans and to develop sustainable market linkages for raising their incomes | 200,001.00 | 0.00 | 100,000.00 | 0.00 | 0.00 | 100,001.00 |
| Environmental Law Institute | | | | | | |
| 1616 P Street, NW | | | | | | |
| Suite 200 | | | | | | |
| Washington, DC 20036 | | | | | | |
| toward the costs of capacity building, particularly in Africa, for improved formulation of crop genetic resources policies | 0.00 | 193,933.00 | 193,933.00 | 0.00 | 0.00 | 0.00 |
| toward the costs of disseminating a comprehensive reference work on policies governing access to genetic resources in Africa | 0.00 | 10,000.00 | 10,000.00 | 0.00 | 0.00 | 0.00 |

THE ROCKEFELLER FOUNDATION
Identification Number 13-1659629
GRANTS AND EXPENDITURES REPORT

Statement #12
Page 155 of 302

| PROGRAM
COUNTRY
US STATE
Grantee Name(s) - Person(s) or Institution(s)
Purpose | UNEXPENDED
BALANCE
AS OF
01-Jan-2003 | APPROVED
IN 2003 | NET
EXPENDITURES
AS OF
Dec-2003 | LAPSES
(incl. cancels
& recens)
IN 2003 | REVERSIONS
(incl. cancels
& recens)
IN 2003 | UNEXPENDED
BALANCE
AS OF
Dec-2003 |
|--|---|---------------------|--|--|--|--|
| FOOD SECURITY | | | | | | |
| UNITED STATES | | | | | | |
| WASHINGTON, DC
International Food Policy Research Institute
2033 K Street, N W
Suite 400
Washington, DC 20006-1002 | | | | | | |
| for the development of a regional collaborative Master's degree program in Agricultural Economics with local universities in eastern and southern Africa | 188,291.00 | 0.00 | 188,291.00 | 0.00 | 0.00 | 0.00 |
| to enable heads of departments of agricultural economics of universities in East and southern Africa to participate in the International Agricultural Economics Association Conference to be held in Durban, South Africa, August 2003 | 0.00 | 10,960.00 | 10,960.00 | 0.00 | 0.00 | 0.00 |
| toward the costs of an international conference on "Assuring Food and Nutrition Security in Africa by 2020," to be held in Kampala, Uganda, April 2004 | 0.00 | 100,000.00 | 100,000.00 | 0.00 | 0.00 | 0.00 |
| The Citizens Network for Foreign Affairs
1111 19th Street, N W
Suite 900
Washington, DC 20036 | | | | | | |
| toward the costs of expanding the role of the private sector in providing smallholder farmers in marginal agricultural zones in southern Zimbabwe with greater access to agricultural inputs and markets | 405,218.00 | 0.00 | 0.00 | 0.00 | 0.00 | 405,218.00 |
| toward the costs of improving the incomes and food security of smallholder farmers in Malawi through increased access to inputs, markets, services and finance | 562,891.00 | 0.00 | 562,891.00 | 0.00 | 0.00 | 0.00 |
| FLORIDA
University of Florida
P.O. Box 113150
Gainesville, Florida 32611 | | | | | | |
| for use by its Citrus Research and Education Center to determine whether certain toxins from <i>Bacillus thuringiensis</i> (Bt) are effective control agents against nematodes that affect plantains and East African Highland Bananas | 0.00 | 32,693.00 | 0.00 | 0.00 | 0.00 | 32,693.00 |
| GEORGIA
Cooperative for Assistance and Relief Everywhere (CARE USA)
151 Ellis Street, NE
Atlanta, Georgia 30303-2440 | | | | | | |
| for use by CARE Zimbabwe to develop a private-sector based network providing smallholder farmers in Zimbabwe with expanded access to farm inputs | 161,405.00 | 0.00 | 0.00 | 0.00 | 0.00 | 161,405.00 |

THE ROCKEFELLER FOUNDATION
Identification Number 13-1659629
GRANTS AND EXPENDITURES REPORT

Statement #12
Page 156 of 302

| PROGRAM
COUNTRY
US STATE
Grantee Name(s) - Person(s) or Institution(s)
Purpose | UNEXPENDED
BALANCE
AS OF
01-Jan-2003 | APPROVED
IN 2003 | NET
EXPENDITURES
AS OF
Dec-2003 | LAPSES
(incl. cancels
& recens)
IN 2003 | REVERSIONS
(incl. cancels
& recens)
IN 2003 | UNEXPENDED
BALANCE
AS OF
Dec-2003 |
|--|---|---------------------|--|--|--|--|
| ===== | ===== | ===== | ===== | ===== | ===== | ===== |
| FOOD SECURITY | | | | | | |
| UNITED STATES | | | | | | |
| GEORGIA | | | | | | |
| University of Georgia
Lustrat House
Athens, Georgia 30602 | | | | | | |
| for research and training, in collaboration with Narendra Deva University of Agriculture and Technology,
Faizabad, India, on the use of DNA molecular marker-assisted breeding for drought tolerance in rice | 48,881.00 | 0.00 | 48,881.00 | 0.00 | 0.00 | 0.00 |
| to support collaborative research with the University of Hyderabad, India, on the molecular genetics of drought
tolerance in rice | 195,367.33 | 0.00 | 96,077.00 | 0.00 | 0.00 | 99,290.33 |
| ILLINOIS | | | | | | |
| University of Illinois at Urbana-Champaign
1401 West Greene Street
Urbana, Illinois 61801 | | | | | | |
| for use by its School of Integrative Biology toward the costs of training a Ph.D. student in rice drought stress
research | 0.00 | 15,000.00 | 15,000.00 | 0.00 | 0.00 | 0.00 |
| INDIANA | | | | | | |
| Purdue University
West Lafayette, Indiana 47907 | | | | | | |
| In support of activities of the Network for the Genetic Improvement of Cowpea for Africa | 0.00 | 31,000.00 | 31,000.00 | 0.00 | 0.00 | 0.00 |
| MICHIGAN | | | | | | |
| Michigan State University
450 Administration Building
East Lansing, Michigan 48824-1046 | | | | | | |
| for a study of the expansion of food supermarket chains in Kenya and its effect on supply, income and
employment opportunities for poor farmers | 0.00 | 98,260.00 | 98,260.00 | 0.00 | 0.00 | 0.00 |
| for use by its Department of Agricultural Economics toward the costs of designing a project to strengthen
regional networks of agricultural market information systems for poor farmers and traders' organizations in West
Africa | 0.00 | 36,697.00 | 0.00 | 0.00 | 0.00 | 36,697.00 |
| toward the costs of a study, in collaboration with researchers from the Food, Agriculture and Natural Resources
Policy Analysis Network based in Zimbabwe, on maize markets and the regional maize trade in South Africa and
their impact on food security for the poor in Malawi, Mozambique and Zambia | 0.00 | 297,312.00 | 195,827.00 | 0.00 | 0.00 | 101,485.00 |
| toward the costs of assessing the cost-effectiveness of a crop-based strategy for sustainably reducing
micronutrient malnutrition in poor people of rural Mozambique | 118,914.00 | 0.00 | 0.00 | 0.00 | 0.00 | 118,914.00 |

THE ROCKEFELLER FOUNDATION
Identification Number 13-1659629
GRANTS AND EXPENDITURES REPORT

Statement #12
Page 157 of 302

| PROGRAM
COUNTRY
US STATE
Grantee Name(s) - Person(s) or Institution(s)
Purpose | UNEXPENDED
BALANCE
AS OF
01-Jan-2003 | APPROVED
IN 2003 | NET
EXPENDITURES
AS OF
Dec-2003 | LAPSES
(incl. cancels
& recens)
IN 2003 | REVERSIONS
(incl. cancels
& recens)
IN 2003 | UNEXPENDED
BALANCE
AS OF
Dec-2003 |
|---|---|---------------------|--|--|--|--|
| ===== | ===== | ===== | ===== | ===== | ===== | ===== |
| FOOD SECURITY | | | | | | |
| UNITED STATES | | | | | | |
| MICHIGAN | | | | | | |
| Michigan State University | | | | | | |
| toward the costs of dissertation research conducted by a Kenyan student on links between land use patterns and gender-based differences in access to resources in the Mt. Kilimanjaro area of Kajiado District, Kenya | 0.00 | 0.00 | -980.66 | 980.66 | 0.00 | 0.00 |
| MISSOURI | | | | | | |
| Donald Danforth Plant Science Center
975 North Warson Road
St Louis, Missouri 63132 | | | | | | |
| toward the costs of a workshop on mycotoxins and their impact on food safety in developing countries, to be held in St. Louis, Missouri, November 2003 | 0.00 | 9,932.00 | 9,932.00 | 0.00 | 0.00 | 0.00 |
| NEW YORK | | | | | | |
| Columbia University
202 Low Memorial Library
New York, New York 10027 | | | | | | |
| for use by its Earth Institute toward the costs of developing a global strategy and plan of work to help in achieving the Millennium Development Goal of halving world hunger by 2015 | 0.00 | 50,000.00 | 50,000.00 | 0.00 | 0.00 | 0.00 |
| for use by its Earth Institute toward the costs of developing an integrated set of recommendations for achieving the Millennium Development Goals for food security, poverty, environmental sustainability and water and sanitation by 2015 | 0.00 | 35,000.00 | 35,000.00 | 0.00 | 0.00 | 0.00 |
| Cornell University
Day Hall
Ithaca, New York 14853 | | | | | | |
| for research and training of an interdisciplinary cohort of fellows from eastern and southern Africa at the Ph.D. level in topics related to integrated nutrient management and agricultural economics for Africa | 0.00 | 150,371.00 | 55,686.00 | 0.00 | 0.00 | 94,685.00 |
| for research and training of an interdisciplinary cohort of fellows from eastern and southern Africa at the Ph.D. level in topics related to integrated nutrient management for Africa | 0.00 | 264,000.00 | 264,000.00 | 0.00 | 0.00 | 0.00 |
| for use by its Albert R. Mann Library to assess the extent to which The Essential Electronic Agricultural Library has succeeded in improving developing-country researchers' and educators' access to scientific literature and whether such access has had an impact on research and teaching, and to identify the conditions that promote the most effective use of the Library | 0.00 | 70,684.00 | 70,684.00 | 0.00 | 0.00 | 0.00 |
| for use by its Albert R. Mann Library to develop Access to Global Online Research in Agriculture (AGORA), web-based platform that will increase developing country access to scientific information, thereby improving the quality and efficiency of agricultural research | 0.00 | 298,595.00 | 168,687.00 | 0.00 | 0.00 | 129,908.00 |

Statement #12
Page 158 of 302

| PROGRAM
COUNTRY
US STATE
Grantee Name(s) - Person(s) or Institution(s)
Purpose | UNEXPENDED
BALANCE
AS OF
01-Jan-2003 | APPROVED
IN 2003 | NET
EXPENDITURES
AS OF
Dec-2003 | LAPSES
(incl. cancels
& recs.)
IN 2003 | REVERSIONS
(incl. cancels
& recs.)
IN 2003 | UNEXPENDED
BALANCE
AS OF
Dec-2003 |
|--|---|---------------------|--|---|---|--|
| FOOD SECURITY | | | | | | |
| UNITED STATES | | | | | | |
| NEW YORK | | | | | | |
| Cornell University | | | | | | |
| for use by its College of Agriculture and Life Sciences toward the costs of providing consulting and technical assistance aimed at enhancing the quality of Ph.D. training for plant breeders at the African Center for Crop Improvement, University of Natal | 0.00 | 145,090.00 | 145,090.00 | 0.00 | 0.00 | 0.00 |
| for use by its Strategic World Initiative for Technology Transfer to advance the development, transfer and use of provitamin A rice (Golden Rice) for the benefit of resource poor farmers in developing countries | 81,966.00 | 0.00 | 81,966.00 | 0.00 | 0.00 | 0.00 |
| In additional support for the training of an interdisciplinary cohort of fellows from eastern and southern Africa at the Ph.D. level in topics related to integrated nutrient management for sub-Saharan Africa | 28,745.00 | 0.00 | 28,745.00 | 0.00 | 0.00 | 0.00 |
| to enable a student from Kasetsart University, Thailand, to receive training in the University's Department of Plant Breeding in the use of a database of genetic information on drought-related quantitative trait loci in cereals | 2,271.56 | 0.00 | 0.00 | 2,271.56 | 0.00 | 0.00 |
| to enable the University's Albert Mann Library to acquire The Essential Electronic Agricultural Library for two educational/research institutions in sub-Saharan Africa | 0.00 | 51,500.00 | 51,500.00 | 0.00 | 0.00 | 0.00 |
| to support the training of an interdisciplinary cohort of fellows from eastern and southern Africa at the Ph.D. level in topics related to integrated nutrient management for Africa | 424,534.00 | 0.00 | 193,304.00 | 0.00 | 0.00 | 231,230.00 |
| to support the training of an interdisciplinary cohort of fellows from eastern and southern Africa at the Ph.D. level in topics related to integrated nutrient management for sub-Saharan Africa | 137,664.00 | 0.00 | 52,125.00 | 0.00 | 0.00 | 85,539.00 |
| toward the costs of a collaboration with Vietnamese government ministries aimed at strengthening biosafety regulations and practices in Vietnam | 0.00 | 99,550.00 | 99,550.00 | 0.00 | 0.00 | 0.00 |
| toward the costs of a study, in collaboration with the Kenya Agricultural Research Institute, to enhance the efficiency and effectiveness of Kenya's maize improvement program by utilizing both conventional and molecular breeding and to identify genes for resistance to fungal diseases of maize | 0.00 | 150,000.00 | 50,000.00 | 0.00 | 0.00 | 100,000.00 |
| International Service for the Acquisition of Agri-biotech Applications
Ameri/Center
417 Bradfield Hall
Cornell University
Ithaca, New York 14853 | | | | | | |
| for use by its Global Knowledge Center on Crop Biotechnology to continue to facilitate a dialogue that will enable policymakers and scientists responsible for crop biotechnology in developing countries to better understand the position and concerns of all sides in the global debate on this topic | 190,000.00 | 0.00 | 0.00 | 0.00 | 0.00 | 190,000.00 |

THE ROCKEFELLER FOUNDATION
Identification Number 13-1659629
GRANTS AND EXPENDITURES REPORT

Statement #12
Page 159 of 302

| PROGRAM
COUNTRY
US STATE
Grantee Name(s) - Person(s) or Institution(s)
Purpose | UNEXPENDED
BALANCE
AS OF
01-Jan-2003 | APPROVED
IN 2003 | NET
EXPENDITURES
AS OF
Dec-2003 | LAPSES
(incl. cancels
& recensions)
IN 2003 | REVERSIONS
(incl. cancels
& recensions)
IN 2003 | UNEXPENDED
BALANCE
AS OF
Dec-2003 |
|--|---|---------------------|--|--|--|--|
| ===== | ===== | ===== | ===== | ===== | ===== | ===== |
| FOOD SECURITY | | | | | | |
| UNITED STATES | | | | | | |
| NEW YORK | | | | | | |
| International Service for the Acquisition of Agn-biotech Applications | | | | | | |
| toward the costs of producing and publishing the "Annual Global Review of Transgenic Crops," an in-depth analysis of global developments pertaining to the adoption and socio-economic impacts of genetically modified crops | 0.00 | 95,000.00 | 95,000.00 | 0.00 | 0.00 | 0.00 |
|
Market Matters, Inc
401 S Albany Street
Ithaca, New York 14850 | | | | | | |
| to improve the effectiveness of seed markets serving poor farmers through research, analysis and management training for pro-poor African seed companies | 0.00 | 201,250.00 | 201,250.00 | 0.00 | 0.00 | 0.00 |
|
NORTH CAROLINA | | | | | | |
| North Carolina State University
Raleigh, North Carolina 27695 | | | | | | |
| toward the costs of a workshop to assess options for managing the risk of bollworms developing resistance to insect-resistance genes used in transgenic cotton in China, held Spring 2002 | 0.00 | 0.00 | -37.49 | 37.49 | 0.00 | 0.00 |
| toward the costs of developing a new strategy for enhancing geminivirus disease resistance in African crops | 0.00 | 306,321.00 | 97,380.00 | 0.00 | 0.00 | 208,941.00 |
|
TEXAS | | | | | | |
| Texas A&M University
College Station, Texas 77843 | | | | | | |
| for research and Ph.D. training in maize breeding, with emphasis on tolerance to drought and low soil nitrogen, for two students from southern Africa | 173,663.00 | 0.00 | 103,591.00 | 0.00 | 0.00 | 70,072.00 |
|
Texas Agricultural Experiment Station, an agency of the Texas A&M University System
Jack K Williams Administration Building, Suite 113
2142 TAMU
College Station, Texas 77843-2142 | | | | | | |
| for Ph.D. training and research in maize genetic improvement with emphasis on tolerance to drought and low soil fertility in sub-Saharan Africa | 296,964.00 | 0.00 | 87,639.00 | 0.00 | 0.00 | 209,325.00 |
|
WASHINGTON | | | | | | |
| University of Washington
301 Gerberding Hall
Box 351230
Seattle, Washington 98195-1230 | | | | | | |
| for the identification and characterization of genes that have the potential to enhance drought tolerance in rice | 0.00 | 225,000.00 | 66,385.00 | 0.00 | 0.00 | 158,615.00 |

Statement #12
Page 160 of 302

| PROGRAM
COUNTRY
US STATE
Grantee Name(s) - Person(s) or Institution(s)
Purpose | UNEXPENDED
BALANCE
AS OF
01-Jan-2003 | APPROVED
IN 2003 | NET
EXPENDITURES
AS OF
Dec-2003 | LAPSES
(incl. canc
& recens)
IN 2003 | REVERSIONS
(incl. canc
& recens)
IN 2003 | UNEXPENDED
BALANCE
AS OF
Dec-2003 |
|--|---|---------------------|--|---|---|--|
| FOOD SECURITY | | | | | | |
| GENERAL - FOUNDATION ADMINISTERED PROJECTS | | | | | | |
| for administrative costs associated with managing the Foundation's program, Forum on Agricultural Resource Husbandry in Sub-Saharan Africa | 25,657.00 | 0.00 | 2,612.00 | 0.00 | 0.00 | 23,045.00 |
| for administrative costs associated with managing the Foundation's program, Forum on Agricultural Resource Husbandry in Sub-Saharan Africa | 14,240.40 | 0.00 | 11,734.40 | 0.00 | 0.00 | 2,506.00 |
| for administrative costs associated with the coordination of integrated nutrient management strategies in research and extension activities in Kenya | 107,250.00 | 0.00 | 72,958.00 | 0.00 | 0.00 | 34,292.00 |
| for administrative costs associated with the Food Security Theme's program to inform policy makers on matters that affect poor farming households in East Africa | 45,272.00 | 0.00 | 12,961.93 | 0.00 | 0.00 | 32,310.07 |
| to facilitate the transition of the Forum for Agricultural Resource Husbandry from a Foundation-managed program to Independent status | 0.00 | 95,500.00 | 0.00 | 0.00 | 0.00 | 95,500.00 |
| to gather information about institutions and policies that influence markets affecting poor farmers in Kenya, Uganda and Tanzania in order to better guide grant making in the Food Security Theme | 0.00 | 77,000.00 | 42,559.02 | 0.00 | 0.00 | 34,440.98 |
| to provide administrative support for the rice drought tolerance network and consulting activities in eastern India | 26,382.58 | 0.00 | 19,276.16 | 0.00 | 0.00 | 7,106.42 |
| to provide administrative support for the rice drought tolerance network and consulting activities in eastern India | 0.00 | 44,675.00 | 27,675.00 | 0.00 | 0.00 | 17,000.00 |
| to provide support for administrative costs associated with the Food Security Theme's program to inform policy makers on matters that affect poor farming households in sub-Saharan Africa | 10,006.22 | 0.00 | 0.00 | 0.00 | 0.00 | 10,006.22 |
| to reinforce capacity in applied biotechnology within the Kenya Agricultural Research Institute based at the National Agricultural Research Laboratories, especially within the context of projects focused on understanding resistance to maize streak virus in East Africa | 58,000.00 | 0.00 | 58,000.00 | 0.00 | 0.00 | 0.00 |
| to strengthen Food Security's "Partnerships for Soils, Water, and Nutrient Management" program through the establishment of an advisory committee and consultation with experts on strategic program areas, and through the promotion of linkages and exchange of experiences among grantees | 20,575.94 | 0.00 | 0.00 | 0.00 | 0.00 | 20,575.94 |
| to support the work of a team of consultants who will systematize, analyze, and assess the current Food Security soil fertility and integrated nutrient management program in Sub-Saharan Africa, providing recommendations for program integration and future directions | 23,032.56 | 0.00 | 1,797.99 | 0.00 | 0.00 | 21,234.57 |

THE ROCKEFELLER FOUNDATION
Identification Number 13-1659629
GRANTS AND EXPENDITURES REPORT

Statement #12
Page 161 of 302

| PROGRAM
COUNTRY
US STATE
Grantee Name(s) - Person(s) or Institution(s)
Purpose | UNEXPENDED
BALANCE
AS OF
01-Jan-2003 | APPROVED
IN 2003 | NET
EXPENDITURES
AS OF
Dec-2003 | LAPSES
(incl. canc
& recens)
IN 2003 | REVERSIONS
(incl. canc
& recens)
IN 2003 | UNEXPENDED
BALANCE
AS OF
Dec-2003 |
|---|---|---------------------|--|---|---|--|
| ===== | ===== | ===== | ===== | ===== | ===== | ===== |
| FOOD SECURITY | | | | | | |
| GENERAL - FOUNDATION ADMINISTERED PROJECTS | | | | | | |
|
toward administrative costs associated with consultants and advisory meetings primarily in the area of seed production and distribution systems in Africa | 7,590.25 | 0.00 | 1,344.39 | 0.00 | 0.00 | 6,245.86 |
|
toward administrative costs associated with consultants and advisory meetings primarily in the area of seed production and distribution systems in Africa | 61,742.91 | 0.00 | 58,699.88 | 0.00 | 0.00 | 3,043.03 |
|
toward costs associated with consultants and advisory meetings for the development of an initiative for public sector intellectual property management | 43,647.85 | 0.00 | 210.00 | 0.00 | 0.00 | 43,437.85 |
|
toward the cost of developing an area of work focused on markets for increased farmer incomes in Africa | 26,647.50 | 0.00 | 537.06 | 0.00 | 0.00 | 26,110.44 |
|
toward the costs of a meeting for participants in the Foundation's program, Biotechnology, Breeding and Seed Systems for Africa, to be held November 2002 | 95,455.54 | 0.00 | 27,937.52 | 0.00 | 0.00 | 67,518.02 |
|
toward the costs of a symposium on crop genetic improvement for the 21st century, to be held at the Bellagio Study and Conference Center, September 2002 | 14,540.81 | 0.00 | 7,544.25 | 0.00 | 0.00 | 6,996.56 |
|
toward the costs of a workshop entitled: Exploring the Potential Use of Biotechnology to Alter Plant Development Programs" to be held at the Bellagio Study and Conference Center, Italy, November 2003 | 0.00 | 61,500.00 | 9,386.59 | 0.00 | 0.00 | 52,113.41 |
|
toward the costs of an analysis and assessment of the Food Security's current soil fertility and integrated nutrient management programs in sub-Saharan Africa | 6,298.08 | 0.00 | 0.00 | 0.00 | 0.00 | 6,298.08 |
|
toward the costs of commissioning a book documenting the results of and lessons learned from the Foundation's International Program on Rice Biotechnology | 42,821.45 | 0.00 | 30,000.00 | 0.00 | 0.00 | 12,821.45 |
|
toward the costs of commissioning a study of Kenyan agriculture that will be used in developing a new program structure for the Foundation's Food Security Theme | 23,500.00 | 0.00 | 18,890.10 | 0.00 | 0.00 | 4,609.90 |
|
toward the costs of commissioning a study of Malawian agriculture that will be used in developing a new program structure for the Foundation's Food Security Theme | 33,000.00 | 0.00 | 9,766.00 | 0.00 | 0.00 | 23,234.00 |
|
toward the costs of commissioning a study of Malawian agriculture that will be used in developing a new program structure for the Foundation's Food Security Theme | 0.00 | 20,500.00 | 0.00 | 0.00 | 0.00 | 20,500.00 |
|
toward the costs of commissioning a study of Mozambican agriculture that will be used in developing a new program structure for the Foundation's Food Security Theme | 31,000.00 | 0.00 | 24,142.06 | 0.00 | 0.00 | 6,857.94 |

Statement #12
Page 162 of 302

| PROGRAM | UNEXPENDED BALANCE AS OF 01-Jan-2003 | APPROVED IN 2003 | NET EXPENDITURES AS OF Dec-2003 | LAPSES (incl. canc & recens) IN 2003 | REVERSIONS (incl. canc & recens) IN 2003 | UNEXPENDED BALANCE AS OF Dec-2003 |
|--|--------------------------------------|------------------|---------------------------------|--------------------------------------|--|-----------------------------------|
| COUNTRY | | | | | | |
| US STATE | | | | | | |
| Grantee Name(s) - Person(s) or Institution(s) | | | | | | |
| Purpose | | | | | | |
| ===== | | | | | | |
| FOOD SECURITY | | | | | | |
| GENERAL - FOUNDATION ADMINISTERED PROJECTS | | | | | | |
| toward the costs of commissioning a study of Ugandan agriculture that will be used in developing a new program structure for the Foundation's Food Security Theme | 24,600.00 | 0.00 | 0.00 | 0.00 | 0.00 | 24,600.00 |
| toward the costs of consultants to advise on the transition of management of the Foundation's Forum on Agricultural Resource Husbandry in Sub-Saharan Africa to an African institution | 61,375.84 | 0.00 | 54,553.00 | 0.00 | 0.00 | 6,822.84 |
| toward the costs of designing, planning and facilitating two meetings aimed at examining possible regulatory and legal frameworks for the efficient and equitable use of genetic resources in Africa, to be held in Rome and Bellagio Study & Conference Center, Italy, September 2003 | 0.00 | 43,000.00 | 0.00 | 0.00 | 0.00 | 43,000.00 |
| toward the costs of engaging a consultant to reinforce capacity in applied biotechnology laboratories within the Kenya Agricultural Research Institute | 0.00 | 121,000.00 | 0.00 | 0.00 | 0.00 | 121,000.00 |
| toward the costs of engaging consultants and convening advisory meetings on the topic of seed production and distribution systems in Africa | 25,555.00 | 0.00 | 18,712.59 | 0.00 | 0.00 | 6,842.41 |
| toward the costs of engaging consultants and convening meetings to assist the Foundation in planning and establishing a Master's degree program in agricultural economics in Africa and a postdoctoral fellowship program in African food policy and markets development | 84,334.89 | 0.00 | 80,659.43 | 0.00 | 0.00 | 3,675.46 |
| toward the costs of engaging consultants and convening meetings to assist the officers in developing programs to strengthen agricultural research and development with an emphasis on local and national capacity building in sub-Saharan Africa | 33,250.00 | 0.00 | 10,400.00 | 0.00 | 0.00 | 22,850.00 |
| toward the costs of engaging consultants to assist in assessing the program on producing more resilient crops in Southeast Asia and to provide insight for its continued development | 30,399.61 | 0.00 | 15,445.71 | 0.00 | 0.00 | 14,953.90 |
| toward the costs of establishing a Scientific Advisory Committee to provide assessment of the Foundation's Biotechnology, Breeding and Seed Systems for Africa program | 69,136.76 | 0.00 | 26,066.68 | 0.00 | 0.00 | 43,070.08 |
| toward the costs of establishing the African Agricultural Technology Foundation, an organization that will help African research institutions access and deploy proprietary agricultural technologies | 616,317.51 | 0.00 | 560,072.20 | 0.00 | 0.00 | 56,245.31 |
| toward the costs of establishing the Public Intellectual Property Resource for Agriculture, an entity that will facilitate public-sector access to new agricultural technologies, particularly in Africa | 0.00 | 261,950.00 | 0.00 | 0.00 | 0.00 | 261,950.00 |
| toward the costs of facilitating the development of a collaborative professional Master's degree program in agricultural economics in eastern and southern African universities | 0.00 | 81,400.00 | 60,406.08 | 0.00 | 0.00 | 20,993.92 |

THE ROCKEFELLER FOUNDATION
Identification Number 13-1659629
GRANTS AND EXPENDITURES REPORT

Statement #12
Page 163 of 302

| PROGRAM
COUNTRY
US STATE
Grantee Name(s) - Person(s) or Institution(s)
Purpose | UNEXPENDED
BALANCE
AS OF
01-Jan-2003 | APPROVED
IN 2003 | NET
EXPENDITURES
AS OF
Dec-2003 | LAPSES
(incl. canc
& recens)
IN 2003 | REVERSIONS
(incl. canc
& recens)
IN 2003 | UNEXPENDED
BALANCE
AS OF
Dec-2003 |
|--|---|---------------------|--|---|---|--|
| FOOD SECURITY | | | | | | |
| GENERAL - FOUNDATION ADMINISTERED PROJECTS | | | | | | |
| toward the costs of facilitating the transfer of management of the Foundation's Forum on Agricultural Resource Husbandry in Sub-Saharan Africa to an African Institution | 100,000.00 | 0.00 | 58,206.20 | 0.00 | 0.00 | 41,793.80 |
| toward the costs of formulating an area of work focused on food security in the Greater Mekong Sub-region of Southeast Asia | 13,657.84 | 0.00 | 13,414.56 | 0.00 | 0.00 | 243.28 |
| toward the costs of initiating and assisting in curriculum review and reform at the nine Faculties of Agriculture in the Forum focus countries | 136,723.92 | 0.00 | 94,697.50 | 0.00 | 0.00 | 42,026.42 |
| toward the costs of launching two intellectual property rights management entities that will facilitate public-sector access to new agricultural technologies, particularly in Africa | 455,872.00 | 0.00 | 257,137.15 | 0.00 | 0.00 | 198,734.85 |
| toward the costs of operating the Foundation's program on applying science and technology to improving food security | 10,515.48 | 0.00 | 9,657.39 | 0.00 | 0.00 | 858.09 |
| toward the costs of operating the Foundation's program on genetic improvement of cereals for drought tolerance in Africa and Asia | 20,131.37 | 0.00 | 5,949.03 | 0.00 | 0.00 | 14,182.34 |
| toward the costs of operating the Foundation's program on genetic improvement of cereals for drought tolerance in Africa and Asia | 3,935.33 | 0.00 | 2,000.00 | 0.00 | 0.00 | 1,935.33 |
| toward the costs of operating the Foundation's program on genetic improvement of cereals for drought tolerance in Africa and Asia | 0.00 | 80,000.00 | 8,658.68 | 0.00 | 0.00 | 71,341.32 |
| toward the costs of operating the Foundation's program on improving drought tolerance in cereals | 5,458.76 | 0.00 | 3,944.26 | 0.00 | 0.00 | 1,514.50 |
| toward the costs of operating the Foundation's program on integrated nutrient management and soil fertility in sub-Saharan Africa | 1,816.37 | 0.00 | 0.00 | 0.00 | 0.00 | 1,816.37 |
| toward the costs of producing a book of abstracts and developing and maintaining a website for the meeting of the Foundation's Biotechnology, Breeding and Seed Systems program grantees to be held in Uganda, November 2002 | 2,100.00 | 0.00 | 2,100.00 | 0.00 | 0.00 | 0.00 |
| TOTAL: 368 - FOOD SECURITY | 24,025,591.79 | 20,676,333.00 | 23,119,975.72 | 12,622.49 | 0.00 | 21,569,326.58 |

THE ROCKEFELLER FOUNDATION
Identification Number 13-1659629
GRANTS AND EXPENDITURES REPORT

Statement #12
Page 164 of 302

| PROGRAM
COUNTRY
US STATE
Grantee Name(s) - Person(s) or Institution(s)
Purpose | UNEXPENDED
BALANCE
AS OF
01-Jan-2003 | APPROVED
IN 2003 | NET
EXPENDITURES
AS OF
Dec-2003 | LAPSES
(incl. canc
& recens)
IN 2003 | REVERSIONS
(incl. canc
& recens)
IN 2003 | UNEXPENDED
BALANCE
AS OF
Dec-2003 |
|---|---|---------------------|--|---|---|--|
| ===== | ===== | ===== | ===== | ===== | ===== | ===== |
| GLOBAL ENVIRONMENT | | | | | | |
| INDIA | | | | | | |
| Centre for Research on Environment, Ecology and Development
7, Sardar Patel Marg
Chanakyapuri
New Delhi, 110 021 India | | | | | | |
| for the costs of the LEAD program in India | 4,478.25 | 0.00 | 0.00 | 0.00 | 0.00 | 4,478.25 |
| JAMAICA | | | | | | |
| Jamaica Public Service Company
6 Knutsford Boulevard
P O. Box 54
Kingston, Jamaica | | | | | | |
| for technical and economic feasibility studies of cogeneration projects | 35,426.25 | 0.00 | 0.00 | 0.00 | 35,426.25 | 0.00 |
| NORWAY | | | | | | |
| Foundation for Business and Society
P O Box 301
Hovik, 1323 Norway | | | | | | |
| toward the costs of its energy policy scenario project | 10,000.00 | 0.00 | 10,000.00 | 0.00 | 0.00 | 0.00 |
| UNITED STATES | | | | | | |
| CALIFORNIA | | | | | | |
| Energy Foundation
Building 1012, 2nd floor
P.O. Box 29905
San Francisco, California 94129-0905 | | | | | | |
| to continue support for its work on U.S. energy efficiency and renewable energy sources | 1,000,000.00 | 0.00 | 1,000,000.00 | 0.00 | 0.00 | 0.00 |
| TOTAL: 4 - GLOBAL ENVIRONMENT | 1,049,904.50 | 0.00 | 1,010,000.00 | 0.00 | 35,426.25 | 4,478.25 |

THE ROCKEFELLER FOUNDATION
Identification Number 13-1659629
GRANTS AND EXPENDITURES REPORT

Statement #12
Page 165 of 302

| PROGRAM
COUNTRY
US STATE
Grantee Name(s) - Person(s) or Institution(s)
Purpose | UNEXPENDED
BALANCE
AS OF
01-Jan-2003 | APPROVED
IN 2003 | NET
EXPENDITURES
AS OF
Dec-2003 | LAPSES
(incl. cancels
& recens)
IN 2003 | REVERSIONS
(incl. cancels
& recens)
IN 2003 | UNEXPENDED
BALANCE
AS OF
Dec-2003 |
|--|---|---------------------|--|--|--|--|
| ===== | ===== | ===== | ===== | ===== | ===== | ===== |
| GLOBAL INCLUSION | | | | | | |
| AUSTRALIA | | | | | | |
| Center for the Application of Molecular Biology to International Agriculture
Clunies Ross Street at Dickson Rd
Black Mountain, 2601 Australia | | | | | | |
| toward the costs of the CAMBIA Intellectual Property Resource, a web-based provider of patent information related to the agricultural and health sciences designed: (1) to increase the capacity of public-sector and small-to-medium size private-sector organizations to develop strategies that address intellectual property issues relevant to biotechnology in international agricultural and health research, (2) to foster fair and equitable licensing arrangements for intellectual property and (3) to assist in bringing the benefits of these arrangements to resource-poor communities | 450,000.00 | 0.00 | 450,000.00 | 0.00 | 0.00 | 0.00 |
| CANADA | | | | | | |
| Action Group on Erosion, Technology and Concentration
478 River Avenue, Suite 200
Winnipeg MB, R3L 0C8 Canada | | | | | | |
| for a program to advance the informal participation of rural societies of developing countries in agricultural research and development that address food security | 0.00 | 0.00 | -4,253.00 | 4,253.00 | 0.00 | 0.00 |
| Human Rights Internet
8 York Street, Suite 302
Ottawa, Ontario, K1N 5S6 Canada | | | | | | |
| toward the costs of a joint project with the International Centre of Ethnic Studies, Sri Lanka, to establish a mechanism that aims to prevent inter-ethnic conflict through quiet diplomacy | 0.00 | 350,000.00 | 0.00 | 0.00 | 0.00 | 350,000.00 |
| University of British Columbia
6476 NW Marine Drive
Vancouver, B C , V6T 1Z1 Canada | | | | | | |
| toward the costs of a project focusing on how to curb human rights violations by non-state armed groups | 100,000.00 | 0.00 | 100,000.00 | 0.00 | 0.00 | 0.00 |
| COLOMBIA | | | | | | |
| Centro Internacional de Agricultura Tropical
Apartado Aéreo 6713
Recta Cali-Palmira, Km 17
Cali, Colombia | | | | | | |
| toward the costs of a workshop on models of food safety assessment of transgenic crops, to be held in Washington, D.C., May 2003 | 0.00 | 30,000.00 | 30,000.00 | 0.00 | 0.00 | 0.00 |

Statement #12
Page 166 of 302

| PROGRAM
COUNTRY
US STATE
Grantee Name(s) - Person(s) or Institution(s)
Purpose | UNEXPENDED
BALANCE
AS OF
01-Jan-2003 | APPROVED
IN 2003 | NET
EXPENDITURES
AS OF
Dec-2003 | LAPSES
(incl. canc
& recens)
IN 2003 | REVERSIONS
(incl. canc
& recens)
IN 2003 | UNEXPENDED
BALANCE
AS OF
Dec-2003 |
|--|---|---------------------|--|---|---|--|
| GLOBAL INCLUSION | | | | | | |
| COSTA RICA | | | | | | |
| Facultad Latinoamericana de Ciencias Sociales
Apartado Postal : 11747-1000
San Jose, Costa Rica | | | | | | |
| toward the costs of research on the characteristics and impact of migration from El Salvador, Guatemala, Honduras and Nicaragua to the United States | 25,000.00 | 0.00 | 25,000.00 | 0.00 | 0.00 | 0.00 |
| ENGLAND | | | | | | |
| Bntain Yearly Meeting
Friends House
173 Euston Road
London, NW1 2BJ England | | | | | | |
| toward the costs of a program to support developing-country strategy development regarding intellectual property policies, particularly with respect to public health, traditional knowledge and food security | 150,000.00 | 0.00 | 75,000.00 | 0.00 | 0.00 | 75,000.00 |
| Consumers International
24 Highbury Crescent
London, N5 1RX England | | | | | | |
| toward the costs of consumer participation, particularly from Africa, in discussions related to genetically modified organisms | 55,120.00 | 0.00 | 55,120.00 | 0.00 | 0.00 | 0.00 |
| Institute for Philanthropy
2 Temple Place
London, WC2R 3BD England | | | | | | |
| to identify and recruit high net worth individuals in the U.K. for The Philanthropy Workshop and to design and organize a module, to be held in London, April 2004 | 0.00 | 12,500.00 | 0.00 | 0.00 | 0.00 | 12,500.00 |
| International Institute for Environment and Development
3 Endsleigh Street
London, WC1H 0DD England | | | | | | |
| toward the costs of organizing the conference, Millennium Development Goals and Local Development Processes: Hitting the Targets or Missing the Point?, to be held in London, England, November 2003 | 0.00 | 20,000.00 | 20,000.00 | 0.00 | 0.00 | 0.00 |
| King's College London, University of London
Strand
London, WC2R 2LS England | | | | | | |
| toward the costs of a study of the relationship between conflict and development in international policy | 100,000.00 | 0.00 | 70,000.00 | 0.00 | 0.00 | 30,000.00 |

THE ROCKEFELLER FOUNDATION
Identification Number 13-1659629
GRANTS AND EXPENDITURES REPORT

Statement #12
Page 167 of 302

| PROGRAM
COUNTRY
US STATE
Grantee Name(s) - Person(s) or Institution(s)
Purpose | UNEXPENDED
BALANCE
AS OF
01-Jan-2003 | APPROVED
IN 2003 | NET
EXPENDITURES
AS OF
Dec-2003 | LAPSES
(Incl. cancels
& recens)
IN 2003 | REVERSIONS
(Incl. cancels
& recens)
IN 2003 | UNEXPENDED
BALANCE
AS OF
Dec-2003 |
|---|---|---------------------|--|--|--|--|
| ===== | ===== | ===== | ===== | ===== | ===== | ===== |
| GLOBAL INCLUSION | | | | | | |
| ENGLAND | | | | | | |
| Leadership for Environment and Development International, Inc
48 Prince's Gardens
London, SW7 2PE England | | | | | | |
| for general support as the organization makes a transition to a new mission and financial independence | 0.00 | 5,000,000.00 | 5,000,000.00 | 0.00 | 0.00 | 0.00 |
| London School of Economics and Political Science, University of London
Houghton Street
London, WC2A 2AE England | | | | | | |
| toward the costs of its Global Civil Society Programme's research and dissemination on trends and ideas in global civil society | 153,064.00 | 0.00 | 0.00 | 0.00 | 0.00 | 153,064.00 |
| Royal Institute of International Affairs
Chatham House
10 St James's Square
London, SW1Y 4LE England | | | | | | |
| to support the launch of the United States Study Group, a project aimed at increasing Europeans' understanding of the factors influencing U.S. foreign policy | 0.00 | 20,000.00 | 0.00 | 0.00 | 0.00 | 20,000.00 |
| SciDev Net
11 Rathbone Place
London, W1T 1HR England | | | | | | |
| for general support of its mission of providing a free-access Internet site offering original reporting and science journal articles for policymakers, scientists and others in developing countries | 300,000.00 | 0.00 | 150,000.00 | 0.00 | 0.00 | 150,000.00 |
| The Nuffield Foundation
28 Bedford Square
London, WC1B 3JS England | | | | | | |
| for use by its Nuffield Council on Bioethics toward the costs of a workshop on the ethics of research related to healthcare in developing countries, to be held in Cape Town, South Africa, February 2004 | 0.00 | 40,000.00 | 40,000.00 | 0.00 | 0.00 | 0.00 |
| FINLAND | | | | | | |
| Crisis Management Initiative
Erottajankatu 11A, 4th Floor
FIN-00130
Helsinki, Finland | | | | | | |
| toward the costs of developing a proposal to create a North-South Forum that would provide independent opinion on the historical tragedies of colonialism and slavery and their modern legacies | 35,000.00 | 0.00 | 35,000.00 | 0.00 | 0.00 | 0.00 |

THE ROCKEFELLER FOUNDATION
Identification Number 13-1659629
GRANTS AND EXPENDITURES REPORT

Statement #12
Page 168 of 302

| PROGRAM
COUNTRY
US STATE
Grantee Name(s) - Person(s) or Institution(s)
Purpose | UNEXPENDED
BALANCE
AS OF
01-Jan-2003 | APPROVED
IN 2003 | NET
EXPENDITURES
AS OF
Dec-2003 | LAPSES
(incl. cancels
& recs)
IN 2003 | REVERSIONS
(incl. cancels
& recs)
IN 2003 | UNEXPENDED
BALANCE
AS OF
Dec-2003 |
|--|---|---------------------|--|--|--|--|
| ===== | ===== | ===== | ===== | ===== | ===== | ===== |
| GLOBAL INCLUSION | | | | | | |
| GHANA | | | | | | |
| Forum for Agricultural Research in Africa
c/o FAO Regional Office in Africa
P O Box GP 1628
Accra, Ghana | | | | | | |
| toward the costs of its African biosafety initiative to accelerate and improve the development and implementation of biosafety systems in sub-Saharan Africa | 0.00 | 100,000.00 | 0.00 | 0.00 | 0.00 | 100,000.00 |
| ITALY | | | | | | |
| International Plant Genetic Resources Institute
Via dei Tre Denari, 472/a
Rome, 00057 Italy | | | | | | |
| toward the costs of an initiative to strengthen the capacity of developing countries to develop comprehensive national genetic resource policy frameworks | 266,666.00 | 0.00 | 133,333.00 | 0.00 | 0.00 | 133,333.00 |
| JAPAN | | | | | | |
| United Nations University
Institute of Advanced Studies
53-67, Jingumae 5-chome
Shibuya-ku
Tokyo, 150-8304 Japan | | | | | | |
| for use by its Institute of Advanced Studies toward the costs of its project, Call of the Earth, an Indigenous peoples' initiative on intellectual property policies in relation to indigenous communities | 0.00 | 490,000.00 | 300,000.00 | 0.00 | 0.00 | 190,000.00 |
| KENYA | | | | | | |
| African Biotechnology Stakeholders Forum
P.O. Box 66069
Nairobi, Kenya | | | | | | |
| to enhance the awareness of East African stakeholders about the debate on agricultural biotechnology, and to train them in communication techniques that will enable them to participate in national-level discussions on this issue | 38,000.00 | 0.00 | 38,000.00 | 0.00 | 0.00 | 0.00 |

THE ROCKEFELLER FOUNDATION
Identification Number 13-1659629
GRANTS AND EXPENDITURES REPORT

Statement #12
Page 169 of 302

| PROGRAM
COUNTRY
US STATE
Grantee Name(s) - Person(s) or Institution(s)
Purpose | UNEXPENDED
BALANCE
AS OF
01-Jan-2003 | APPROVED
IN 2003 | NET
EXPENDITURES
AS OF
Dec-2003 | LAPSES
(incl. canc
& recens)
IN 2003 | REVERSIONS
(incl. canc
& recens)
IN 2003 | UNEXPENDED
BALANCE
AS OF
Dec-2003 |
|--|---|---------------------|--|---|---|--|
| ===== | ===== | ===== | ===== | ===== | ===== | ===== |
| GLOBAL INCLUSION | | | | | | |
| MEXICO | | | | | | |
| Asociación Mexicana de Uniones de Crédito del Sector Social
Yosemite 45
Col Napoles
CP 03810
Mexico City, Mexico | | | | | | |
| toward the costs of its project to expand and consolidate access to banking services in transnational communities in Mexico and California | 100,000.00 | 0.00 | 50,000.00 | 0.00 | 0.00 | 50,000.00 |
| Universidad Iberoamericana, Plantel Golfo Centro
Apdo Postal 1435
72430
Puebla, Mexico | | | | | | |
| toward the costs of a research review to describe and analyze the characteristics and impacts of migration between states in Central Mexico and the United States | 24,000.00 | 0.00 | 16,500.00 | 0.00 | 0.00 | 7,500.00 |
| MÉXICO | | | | | | |
| Grupo Interdisciplinario sobre Mujer, Trabajo y Pobreza, A C
Hilano Pérez de León #80
Col Niños Héroes de Chapultepec
Mexico City, México | | | | | | |
| toward the costs of a competitive research program to investigate the impact of remittances from family members in the United States on indigenous women living in poverty in Mexico | 37,500.00 | 0.00 | 37,500.00 | 0.00 | 0.00 | 0.00 |
| NIGERIA | | | | | | |
| International Institute of Tropical Agnculture
Oyo Road
PMB 5320
Ibadan, Oyo State, Nigena | | | | | | |
| for the costs of a workshop to assist the Government of Nigeria to build its capacity to regulate the development, introduction, testing and release of agricultural products resulting from genetic engineering | 0.00 | 73,500.00 | 73,500.00 | 0.00 | 0.00 | 0.00 |
| PERU | | | | | | |
| Asociación FORO Nacional Internacional
Apartado 18-1194
Miraflores
Lima, Peru | | | | | | |
| toward the costs of a publication that will contribute to a better understanding of the role that scientific and technological knowledge plays in development | 93,000.00 | 0.00 | 74,400.00 | 0.00 | 0.00 | 18,600.00 |

Statement #12
Page 170 of 302

| PROGRAM
COUNTRY
US STATE
Grantee Name(s) - Person(s) or Institution(s)
Purpose | UNEXPENDED
BALANCE
AS OF
01-Jan-2003 | APPROVED
IN 2003 | NET
EXPENDITURES
AS OF
Dec-2003 | LAPSES
(incl. cancels
& recens)
IN 2003 | REVERSIONS
(incl. cancels
& recens)
IN 2003 | UNEXPENDED
BALANCE
AS OF
Dec-2003 |
|--|---|---------------------|--|--|--|--|
| ----- | ----- | ----- | ----- | ----- | ----- | ----- |
| GLOBAL INCLUSION | | | | | | |
| PHILIPPINES | | | | | | |
| International South Group Network
25-C Matiyaga Street
Central District
Quezon City, Philippines | | | | | | |
| to support the projects of its Southern and Eastern Africa Trade Information and Negotiations Initiative to strengthen the ability of African officials to negotiate on trade and development issues, and to develop research and teaching capacity in trade policy in African Institutions | 0.00 | 0.00 | -588.74 | 588.74 | 0.00 | 0.00 |
| toward the costs of its Southern and Eastern Africa Trade Information and Negotiations Initiative, for projects to strengthen the ability of African officials to negotiate on trade and development issues, and to develop research and teaching capacity in trade policy in African Institutions | 225,000.00 | 0.00 | 75,000.00 | 0.00 | 0.00 | 150,000.00 |
| SOUTH AFRICA | | | | | | |
| AfricaBio
P O Box 873
Irene, South Africa | | | | | | |
| for a project to advance an understanding of and dialogue about plant biotechnology through capacity building in southern African countries | 40,900.00 | 0.00 | 40,900.00 | 0.00 | 0.00 | 0.00 |
| SPAIN | | | | | | |
| Centre UNESCO de Catalunya
C Mallorca 285, pral
Barcelona, 08037 Spain | | | | | | |
| toward the costs of a conference, in collaboration with Kreddha - the International Peace Council for States, Peoples and Minorities, to examine ways of ensuring full implementation of self-rule arrangements as a contribution to the prevention and resolution of intrastate conflict and the role of third parties in facilitating that implementation, to be held in Sitges, Spain, May 2003 | 0.00 | 25,000.00 | 25,000.00 | 0.00 | 0.00 | 0.00 |
| SRI LANKA | | | | | | |
| Neelan Tiruchelvam Trust
108/1 Rosmead Place
Colombo, 7 Sri Lanka | | | | | | |
| for general support of its mission to promote peace and the reconciliation of civil conflict throughout the world | 75,000.00 | 0.00 | 75,000.00 | 0.00 | 0.00 | 0.00 |

THE ROCKEFELLER FOUNDATION
Identification Number 13-1659629
GRANTS AND EXPENDITURES REPORT

Statement #12
Page 171 of 302

| PROGRAM
COUNTRY
US STATE
Grantee Name(s) - Person(s) or Institution(s)
Purpose | UNEXPENDED
BALANCE
AS OF
01-Jan-2003 | APPROVED
IN 2003 | NET
EXPENDITURES
AS OF
Dec-2003 | LAPSES
(incl. cancels
& recensions)
IN 2003 | REVERSIONS
(incl. cancels
& recensions)
IN 2003 | UNEXPENDED
BALANCE
AS OF
Dec-2003 |
|--|---|---------------------|--|--|--|--|
| ===== | ===== | ===== | ===== | ===== | ===== | ===== |
| GLOBAL INCLUSION | | | | | | |
| SWITZERLAND | | | | | | |
| International Centre for Trade and Sustainable Development
International Environment House
13 Chemin des Anemones
1219 Chatelaine
Geneva, Switzerland | | | | | | |
| toward the costs of a conference on strengthening developing-country leadership on intellectual property policy, one in a series of Frati global dialogues on intellectual property at the Bellagio Study and Conference Center, Bellagio, Italy, September 2003 | 0.00 | 66,400.00 | 66,400.00 | 0.00 | 0.00 | 0.00 |
| toward the costs of advancing a development perspective in intellectual property policy discussions through research, dialogue and outreach activities | 0.00 | 605,000.00 | 302,500.00 | 0.00 | 0.00 | 302,500.00 |
| toward the costs of its Cancun Trade and Development Symposium on issues related to trade and development policy and how they affect the developing world, held in conjunction with the Fifth Ministerial Conference of the World Trade Organization in Cancun, Mexico, September 2003 | 0.00 | 25,000.00 | 25,000.00 | 0.00 | 0.00 | 0.00 |
| South Centre
P O Box 228
Geneva, 19-1211 Switzerland | | | | | | |
| for a study on how developing countries' regional markets can take advantage of flexibility under international trade agreements to improve access to essential medicines | 127,900.00 | 0.00 | 127,900.00 | 0.00 | 0.00 | 0.00 |
| for the costs of the publication and dissemination of a monograph by Dr. Carlos Correa on Integrating public health concerns into patent legislation in developing countries | 0.00 | 0.00 | -653.00 | 653.00 | 0.00 | 0.00 |
| toward the costs of a project designed to increase the capacity of developing countries to think strategically about intellectual property policy and development and to provide guidance for the operationalization of a development friendly intellectual property system | 0.00 | 500,000.00 | 0.00 | 0.00 | 0.00 | 500,000.00 |
| toward the costs of its joint project with the Center for International Environmental Law to assist developing countries to bring their concerns to, and participate in, international policy discussions on intellectual property | 0.00 | 625,000.00 | 245,800.00 | 0.00 | 0.00 | 379,200.00 |
| UGANDA | | | | | | |
| Advocates Coalition for Development and Environment
Plot 96, Kanjokya Street
P O Box 29836
Kampala, Uganda | | | | | | |
| toward the costs of a project to increase understanding and promote dialogues among scientists, policymakers and civil society on appropriate biotechnology and biosafety policies for eastern and Central Africa | 0.00 | 138,000.00 | 0.00 | 0.00 | 0.00 | 138,000.00 |

THE ROCKEFELLER FOUNDATION
Identification Number 13-1659629
GRANTS AND EXPENDITURES REPORT

Statement #12
Page 172 of 302

| PROGRAM
COUNTRY
US STATE
Grantee Name(s) - Person(s) or Institution(s)
Purpose | UNEXPENDED
BALANCE
AS OF
01-Jan-2003 | APPROVED
IN 2003 | NET
EXPENDITURES
AS OF
Dec-2003 | LAPSES
(incl. canc
& recens)
IN 2003 | REVERSIONS
(incl. canc
& recens)
IN 2003 | UNEXPENDED
BALANCE
AS OF
Dec-2003 |
|--|---|---------------------|--|---|---|--|
| GLOBAL INCLUSION | | | | | | |
| UNITED STATES | | | | | | |
| CALIFORNIA | | | | | | |
| Consultative Group on Biological Diversity
Presidio Building 1016
P O Box 29361
San Francisco, California 94129 | | | | | | |
| for general support of its mission to improve global environmental health through the conservation of biological diversity | 15,000.00 | 0.00 | 15,000.00 | 0.00 | 0.00 | 0.00 |
| El Rescate
1313 W. 8th Street
Suite 200
Los Angeles, California 90017 | | | | | | |
| to conduct case-study evaluations of three Home Town Association-financed local development projects in El Salvador | 0.00 | 51,000.00 | 0.00 | 0.00 | 0.00 | 51,000.00 |
| toward the costs of a project under its community remittances and local development program to carry out research on and build the capacity of home town associations of Salvadoran Immigrants in California | 47,500.00 | 0.00 | 0.00 | 0.00 | 0.00 | 47,500.00 |
| Hesperian Foundation
1919 Addison Street, Suite 304
Berkeley, California 94704-1144 | | | | | | |
| to produce and distribute an occupational health, safety and rights manual to workers in export processing zones worldwide | 150,000.00 | 0.00 | 150,000.00 | 0.00 | 0.00 | 0.00 |
| Pacific Council on International Policy
University of Southern California
Los Angeles, California 90089-0035 | | | | | | |
| for a project to explore, through a series of structured strategic conversations among a diverse set of decisionmakers from Canada, Mexico and the United States, the transnational dynamics emerging in the region and to chart alternative scenarios for how the North American relationship might evolve, politically, economically, socially, culturally and institutionally | 100,000.00 | 0.00 | 100,000.00 | 0.00 | 0.00 | 0.00 |
| Ploughshares Fund , Inc.
Fort Mason Center
San Francisco, California 94123 | | | | | | |
| toward the costs of the Peace and Security Funders Group, an affinity group of foundations and peace and security funders | 0.00 | 25,000.00 | 25,000.00 | 0.00 | 0.00 | 0.00 |

THE ROCKEFELLER FOUNDATION
Identification Number 13-1659629
GRANTS AND EXPENDITURES REPORT

Statement #12
Page 173 of 302

| PROGRAM
COUNTRY
US STATE
Grantee Name(s) - Person(s) or Institution(s)
Purpose | UNEXPENDED
BALANCE
AS OF
01-Jan-2003 | APPROVED
IN 2003 | NET
EXPENDITURES
AS OF
Dec-2003 | LAPSES
(incl. canc
& recens)
IN 2003 | REVERSIONS
(incl. canc
& recens)
IN 2003 | UNEXPENDED
BALANCE
AS OF
Dec-2003 |
|--|---|---------------------|--|---|---|--|
| ----- | ----- | ----- | ----- | ----- | ----- | ----- |
| GLOBAL INCLUSION | | | | | | |
| UNITED STATES | | | | | | |
| CALIFORNIA | | | | | | |
| Radio Bilingüe, Inc
531 Main Street, Suite 2
El Centro, California 92243 | | | | | | |
| toward the costs of expanding its broadcasting to the Mixteca region in Mexico and from the state of Oaxaca to the U.S. In order to provide quality programming in areas such as migrants' health needs | 60,000.00 | 0.00 | 0.00 | 0.00 | 0.00 | 60,000.00 |
|
Sustainable Sciences Institute
870 Market St Suite 764
San Francisco, California 94102 | | | | | | |
| toward the costs of "The Biopolitics of Risk: Technology, Globalization and Poverty," a research project on risk dilemmas and how they adversely impact marginalized communities in the context of globalization | 190,600.00 | 0.00 | 190,600.00 | 0.00 | 0.00 | 0.00 |
|
Tides Center
The Presidio
P O. Box 29907
San Francisco, California 94129-0907 | | | | | | |
| toward the costs of its project, Northwest Science and Environmental Policy Center, for its work on Intellectual property and North-South issues in the development of agricultural biotechnology | 0.00 | 0.00 | -125.00 | 125.00 | 0.00 | 0.00 |
|
Tides Foundation
The Presidio
P O Box 29903
San Francisco, California 94129-0903 | | | | | | |
| for use by its project, the Los Angeles Immigrant Funders' Collaborative, for the costs of a project to develop a new model for the joint investment in Mexico of collective remittances from Mexican hometown associations in the United States | 0.00 | 168,555.00 | 100,000.00 | 0.00 | 0.00 | 68,555.00 |
|
World Affairs Council of Northern California
World Affairs Center
312 Sutter Street
Suite 200
San Francisco, California 94108-4384 | | | | | | |
| for use by its Global Philanthropy Forum toward the costs of its third annual Conference on Borderless Giving, to be held in Menlo Park, California, March 2004 | 0.00 | 50,000.00 | 50,000.00 | 0.00 | 0.00 | 0.00 |

Statement #12
Page 174 of 302

| PROGRAM
COUNTRY
US STATE
Grantee Name(s) - Person(s) or Institution(s)
Purpose | UNEXPENDED
BALANCE
AS OF
01-Jan-2003 | APPROVED
IN 2003 | NET
EXPENDITURES
AS OF
Dec-2003 | LAPSES
(incl. canc
& recens)
IN 2003 | REVERSIONS
(incl. canc
& recens)
IN 2003 | UNEXPENDED
BALANCE
AS OF
Dec-2003 |
|---|---|---------------------|--|---|---|--|
| ===== | | | | | | |
| GLOBAL INCLUSION | | | | | | |
| UNITED STATES | | | | | | |
| WASHINGTON, DC | | | | | | |
| Amecan Association for the Advancement of Science
1200 New York Avenue, NW
Washington, DC 20005 | | | | | | |
| toward the costs of a project on intellectual property policy that seeks to expand the public domain of information, emphasize fairness in access to the benefits of science and encourage participation in policy deliberations | 500,000.00 | 0.00 | 400,000.00 | 0.00 | 0.00 | 100,000.00 |
| | | | | | | |
| Bread for the World Institute, Inc
50 F Street NW
Suite 500
Washington, DC 20001 | | | | | | |
| toward the costs of a project to disseminate its views on biotechnology as part of a larger effort to strengthen U.S. support for African food security | 0.00 | 150,000.00 | 150,000.00 | 0.00 | 0.00 | 0.00 |
| | | | | | | |
| Center for Global Development
1776 Massachusetts Ave , NW
Suite 301
Washington, DC 20036 | | | | | | |
| toward the costs of researching and publishing second and third editions of the Commitment to Development Index, a tool for rating the impact of economic and social policies of rich countries' governments on the development of poor countries | 0.00 | 400,000.00 | 0.00 | 0.00 | 0.00 | 400,000.00 |
| | | | | | | |
| toward the costs of the development and testing of a global development index, a tool for rating the impact of economic and social policies from governments of rich countries on the development of poor countries | 200,000.00 | 0.00 | 100,000.00 | 0.00 | 0.00 | 100,000.00 |
| | | | | | | |
| Center for International Environmental Law, Inc
1367 Connecticut Avenue, N W
Suite 300
Washington, DC 20036-1860 | | | | | | |
| toward the costs of its joint project with the South Centre to assist developing countries to bring their concerns to, and participate in, international policy discussions on intellectual property | 0.00 | 450,000.00 | 150,000.00 | 0.00 | 0.00 | 300,000.00 |
| | | | | | | |
| Center for Science in the Public Interest
1875 Connecticut Ave , N W
Suite 300
Washington, DC 20009-5728 | | | | | | |
| toward the costs of a project to inform the international debate around scientific and regulatory issues related to biotechnology, and to put forward a middle ground on biotechnology in that debate | 0.00 | 150,000.00 | 150,000.00 | 0.00 | 0.00 | 0.00 |

THE ROCKEFELLER FOUNDATION
Identification Number 13-1659629
GRANTS AND EXPENDITURES REPORT

Statement #12
Page 175 of 302

| PROGRAM
COUNTRY
US STATE
Grantee Name(s) - Person(s) or Institution(s)
Purpose | UNEXPENDED
BALANCE
AS OF
01-Jan-2003 | APPROVED
IN 2003 | NET
EXPENDITURES
AS OF
Dec-2003 | LAPSES
(incl. canc
& recens)
IN 2003 | REVERSIONS
(incl. canc
& recens)
IN 2003 | UNEXPENDED
BALANCE
AS OF
Dec-2003 |
|---|---|---------------------|--|---|---|--|
| ===== | ===== | ===== | ===== | ===== | ===== | ===== |
| GLOBAL INCLUSION | | | | | | |
| UNITED STATES | | | | | | |
| WASHINGTON, DC | | | | | | |
| Georgetown University | | | | | | |
| 37th and O Sts , NW | | | | | | |
| Washington, DC 20057 | | | | | | |
|
for use by its Institute for the Study of International Migration for the costs of its research project on
transnationalism and its impacts on development in Central America and the Caribbean | 0.00 | 106,260.00 | 106,260.00 | 0.00 | 0.00 | 0.00 |
|
toward the costs of a project to develop a framework for public/private partnerships to bring sustainable
agricultural technology to the developing world | 0.00 | 175,000.00 | 0.00 | 0.00 | 0.00 | 175,000.00 |
|
German Marshall Fund of the United States - A Memorial to the Marshall Plan | | | | | | |
| 1744 R Street NW | | | | | | |
| Washington, DC 20009 | | | | | | |
|
for use by its Transatlantic Center toward the costs of a Fellowship on Global Development Issues to explore
how the United States and the European Union can work together to reform their trade and development aid
policies in order to reduce the disparity in living standards between rich and poor nations | 0.00 | 150,000.00 | 150,000.00 | 0.00 | 0.00 | 0.00 |
|
to promote understanding, partnerships and policies between the European Union and the United States on food,
trade and development, particularly as they relate to Africa | 0.00 | 450,000.00 | 0.00 | 0.00 | 0.00 | 450,000.00 |
|
Institute for Policy Studies | | | | | | |
| 733 15th Street, NW | | | | | | |
| Suite 1020 | | | | | | |
| Washington, DC 20005-2112 | | | | | | |
|
toward the costs of a research project to study the applicability to the North American transnational community
of lessons learned from the economic integration process of the European Union | 0.00 | 75,000.00 | 75,000.00 | 0.00 | 0.00 | 0.00 |
|
Interaction American Council for Voluntary International Action | | | | | | |
| 1717 Massachusetts Ave , N W | | | | | | |
| Suite 701 | | | | | | |
| Washington, DC 20036 | | | | | | |
|
toward the costs of researching and monitoring the evolution of key regional integration policy systems and the
role of the Inter-American Development Bank in regional policy design, with the aim of understanding the
implications for social development, poverty, inequality and migration | 150,000.00 | 0.00 | 75,000.00 | 0.00 | 0.00 | 75,000.00 |
|
Inter-American Dialogue | | | | | | |
| 1211 Connecticut Avenue, NW | | | | | | |
| Suite 510 | | | | | | |
| Washington, DC 20036 | | | | | | |
|
for a project designed to enhance the contribution that remittances from immigrants in the U.S. to families in
Mexico, Central America and the Caribbean can have on economic and social development in the region | 100,000.00 | 0.00 | 100,000.00 | 0.00 | 0.00 | 0.00 |

Statement #12
Page 176 of 302

| PROGRAM | UNEXPENDED | | NET | LAPSES | REVERSIONS | UNEXPENDED |
|---|-------------|------------|--------------|-------------|-------------|------------|
| COUNTRY | BALANCE | | EXPENDITURES | (incl. canc | (incl. canc | BALANCE |
| US STATE | AS OF | APPROVED | AS OF | & recens) | & recens) | AS OF |
| Grantee Name(s) - Person(s) or Institution(s) | 01-Jan-2003 | IN 2003 | Dec-2003 | IN 2003 | IN 2003 | Dec-2003 |
| Purpose | | | | | | |
| ===== | ===== | ===== | ===== | ===== | ===== | ===== |
| GLOBAL INCLUSION | | | | | | |
| UNITED STATES | | | | | | |
| WASHINGTON, DC | | | | | | |
| Inter-American Dialogue | | | | | | |
| for the costs of a research project to investigate the links among transnational poverty, inequality and social exclusion in the North American region | 50,000.00 | 0.00 | 50,000.00 | 0.00 | 0.00 | 0.00 |
| | | | | | | |
| International Crisis Group | | | | | | |
| 1522 K Street, NW | | | | | | |
| Washington, DC 20005 | | | | | | |
| for a project to develop the capacity of local analysts in Central Africa to analyze conflicts and to bring them to the United Nations to deepen its understanding of how to prevent conflicts in Central Africa | 0.00 | 100,000.00 | 100,000.00 | 0.00 | 0.00 | 0.00 |
| | | | | | | |
| Resources for the Future, Inc | | | | | | |
| 1616 P St., N.W. | | | | | | |
| Washington, DC 20036 | | | | | | |
| toward the costs of a series of initiatives to communicate the results of its research on American patent policy, biotechnology and African agriculture | 0.00 | 49,594.00 | 49,594.00 | 0.00 | 0.00 | 0.00 |
| | | | | | | |
| toward the costs of attendance of international participants at a workshop on the impact of the U.S. patent system on developing-country access to biotechnology, to be held at Stanford University, October 2002 | 0.00 | 0.00 | -2,985.00 | 2,985.00 | 0.00 | 0.00 |
| | | | | | | |
| The Aspen Institute, Inc | | | | | | |
| One Dupont Circle, NW | | | | | | |
| Suite 700 | | | | | | |
| Washington, DC 20036-1133 | | | | | | |
| toward the costs of its Congressional Program, an initiative to promote leadership in the U.S. Congress by providing lawmakers with a deeper understanding of critical issues | 200,000.00 | 0.00 | 200,000.00 | 0.00 | 0.00 | 0.00 |
| | | | | | | |
| toward the costs of its project, the Ethical Globalization Initiative, aimed at integrating human rights norms and standards into ongoing efforts to spread the benefits of a global economy throughout the world | 20,000.00 | 0.00 | 0.00 | 0.00 | 0.00 | 20,000.00 |
| | | | | | | |
| The Coalition for Women's Economic Development and Global Equality, Inc | | | | | | |
| 1825 Connecticut Avenue, N.W. | | | | | | |
| Suite 800 | | | | | | |
| Washington, DC 20009 | | | | | | |
| toward the costs of two case studies of the impacts of regional economic integration on the poor, especially women, in Mexico and the Caribbean | 0.00 | 150,000.00 | 150,000.00 | 0.00 | 0.00 | 0.00 |

THE ROCKEFELLER FOUNDATION
Identification Number 13-1659629
GRANTS AND EXPENDITURES REPORT

Statement #12
Page 177 of 302

| PROGRAM
COUNTRY
US STATE
Grantee Name(s) - Person(s) or Institution(s)
Purpose | UNEXPENDED
BALANCE
AS OF
01-Jan-2003 | APPROVED
IN 2003 | NET
EXPENDITURES
AS OF
Dec-2003 | LAPSES
(incl. cancels
& recens)
IN 2003 | REVERSIONS
(incl. cancels
& recens)
IN 2003 | UNEXPENDED
BALANCE
AS OF
Dec-2003 |
|---|---|---------------------|--|--|--|--|
| ===== | ===== | ===== | ===== | ===== | ===== | ===== |
| GLOBAL INCLUSION | | | | | | |
| UNITED STATES | | | | | | |
| GEORGIA | | | | | | |
| The Carter Center
One Copenhill
453 Freedom Parkway
Atlanta, Georgia 30307 | | | | | | |
| toward the costs of its Global Development Initiative, an effort to improve the effectiveness of development planning and cooperation through the formulation and implementation of long-term national development strategies and broad-based participation and ownership | 300,000.00 | 0.00 | 300,000.00 | 0.00 | 0.00 | 0.00 |
| ILLINOIS | | | | | | |
| Heartland Alliance for Human Needs and Human Rights
208 South LaSalle Street
Suite 1818
Chicago, Illinois 60604 | | | | | | |
| for use by its project, Enlaces America, toward the costs of the project, Hometown Associations as Grassroots Philanthropists and Social Investors - Building Knowledge and Building Capacity for Building Capital | 0.00 | 170,000.00 | 0.00 | 0.00 | 0.00 | 170,000.00 |
| toward the costs of analysis conducted by its international project, Enlaces América, of key policy challenges and opportunities for transnational migrant communities in their efforts to improve their livelihoods | 100,000.00 | 0.00 | 100,000.00 | 0.00 | 0.00 | 0.00 |
| MARYLAND | | | | | | |
| Funders Network on Population, Reproductive Health and Rights, Inc
6 Grant Avenue
Takoma Park, Maryland 20912 | | | | | | |
| for general support and toward the cost of an analysis of current funding trends in population, reproductive health and rights | 25,000.00 | 0.00 | 25,000.00 | 0.00 | 0.00 | 0.00 |
| University of Maryland
CISSM
School of Public Affairs
College Park, Maryland 20742-1811 | | | | | | |
| toward the costs of establishing the Democracy Collaborative, an international initiative aimed at creating global democratic renewal in the new century | 100,000.00 | 0.00 | 0.00 | 0.00 | 0.00 | 100,000.00 |
| MASSACHUSETTS | | | | | | |
| Boston Cntic, Inc
E53-407 MIT
Cambridge, Massachusetts 02139 | | | | | | |
| toward the costs of a series of meetings of scholars on emerging normative issues of democracy and global politics and of publishing the results of those meetings | 25,000.00 | 0.00 | 25,000.00 | 0.00 | 0.00 | 0.00 |

THE ROCKEFELLER FOUNDATION
Identification Number 13-1659629
GRANTS AND EXPENDITURES REPORT

Statement #12
Page 178 of 302

| PROGRAM
COUNTRY
US STATE
Grantee Name(s) - Person(s) or Institution(s)
Purpose | UNEXPENDED
BALANCE
AS OF
01-Jan-2003 | APPROVED
IN 2003 | NET
EXPENDITURES
AS OF
Dec-2003 | LAPSES
(incl. canc
& recens)
IN 2003 | REVERSIONS
(incl. canc
& recens)
IN 2003 | UNEXPENDED
BALANCE
AS OF
Dec-2003 |
|--|---|---------------------|--|---|---|--|
| ===== | ===== | ===== | ===== | ===== | ===== | ===== |
| GLOBAL INCLUSION | | | | | | |
| UNITED STATES | | | | | | |
| MASSACHUSETTS | | | | | | |
| Boston University
121 Bay State Road
Boston, Massachusetts 02215 | | | | | | |
| for use by its African Presidential Archives and Research Center toward the costs of three programs: 1) the African Presidential Roundtable, an annual summit of former African heads of state; 2) the Balfour President-in-Residence project; and 3) the African Leaders' State of Africa Report | 0.00 | 100,000.00 | 100,000.00 | 0.00 | 0.00 | 0.00 |
| Harvard University
Massachusetts Hall
Cambridge, Massachusetts 02138 | | | | | | |
| for two initiatives to examine the role of religion in international affairs: (1) an analysis of ethno-religious conflict in Sudan and (2) the identification and dissemination of the perspectives of major world religions on moral challenges posed by globalization | 0.00 | 0.00 | -42,911.56 | 0.00 | 0.00 | 42,911.56 |
| for use by its Hauser Center for Nonprofit Organizations toward the costs of a workshop that will inform a book about transnational processes, forms and practices and their relationship to globalization, to be held in Cambridge, Massachusetts, fall 2004 | 0.00 | 103,425.00 | 65,321.00 | 0.00 | 0.00 | 38,104.00 |
| toward the costs of research and training for high-level decision makers from developing countries to strengthen the capacity of those countries to integrate science and technology into national development policy | 450,000.00 | 0.00 | 225,000.00 | 0.00 | 0.00 | 225,000.00 |
| toward the costs of the Common Security Forum, a joint project with King's College, University of Cambridge, to encourage new ways of thinking about global security, as well as the active development of new policies for global political cooperation and the renewal of international political institutions | 33,000.00 | 0.00 | 33,000.00 | 0.00 | 0.00 | 0.00 |
| Trustees of Tufts College
Medford, Massachusetts 02155 | | | | | | |
| toward the costs of a project to assess the social and environmental impacts of regional integration policies in the North American region by an analysis of the corn sector and the quality of foreign direct investments in Mexico | 0.00 | 99,342.00 | 99,342.00 | 0.00 | 0.00 | 0.00 |
| NEW MEXICO | | | | | | |
| Interhemispheric Resource Center, Inc
PO Box 2178
Albuquerque, New Mexico 88062-2178 | | | | | | |
| toward the costs of a series of timely publications to inform policymakers, NGOs and academics on key transnational policy issues in the North American community | 150,000.00 | 0.00 | 150,000.00 | 0.00 | 0.00 | 0.00 |

THE ROCKEFELLER FOUNDATION
Identification Number 13-1659629
GRANTS AND EXPENDITURES REPORT

Statement #12
Page 179 of 302

| PROGRAM
COUNTRY
US STATE
Grantee Name(s) - Person(s) or Institution(s)
Purpose | UNEXPENDED
BALANCE
AS OF
01-Jan-2003 | APPROVED
IN 2003 | NET
EXPENDITURES
AS OF
Dec-2003 | LAPSES
(incl. canc
& recens)
IN 2003 | REVERSIONS
(incl. canc
& recens)
IN 2003 | UNEXPENDED
BALANCE
AS OF
Dec-2003 |
|---|---|---------------------|--|---|---|--|
| ===== | ===== | ===== | ===== | ===== | ===== | ===== |
| GLOBAL INCLUSION | | | | | | |
| UNITED STATES | | | | | | |
| NEW YORK | | | | | | |
| Acumen Fund, Inc.
74 Trinity Place
9th Floor
New York, New York 10006 | | | | | | |
| for general support of its mission to link new philanthropists to investment strategies that seek solutions to global problems that will ultimately help to improve the lives and livelihoods of poor and excluded people | 0.00 | 2,800,000.00 | 1,400,000.00 | 0.00 | 0.00 | 1,400,000.00 |
|
Columbia University
202 Low Memorial Library
New York, New York 10027 | | | | | | |
| toward the costs of its Earth Institute's project, Managing Climate Variability to Improve Livelihoods in South and South East Asia: Methods, Tools and Policies | 0.00 | 350,000.00 | 175,000.00 | 0.00 | 0.00 | 175,000.00 |
|
Consumers Union of United States, Inc
101 Truman Avenue
Yonkers, New York 10703-1057 | | | | | | |
| toward the costs of a project to increase the engagement of E.U. and U.S. consumer interests in fostering a fairer system of managing intellectual property in international and bi-lateral trade agreements and regimes in order to improve access to lifesaving medicines in developing countries | 65,000.00 | 0.00 | 0.00 | 0.00 | 0.00 | 65,000.00 |
|
International Peace Academy
777 United Nations Plaza
New York, New York 10017-3521 | | | | | | |
| toward the costs of two projects: (1) Conflict Management in Africa and (2) Strengthening the Security and Development Nexus, and for core support | 0.00 | 200,000.00 | 200,000.00 | 0.00 | 0.00 | 0.00 |
|
Jennifer Washburn
529 Fifth Street
Apt 4L
Brooklyn, New York 11215 | | | | | | |
| to complete a book on the privatization of the university and its impact on academic freedom and scientific inquiry | 0.00 | 20,000.00 | 12,000.00 | 0.00 | 0.00 | 8,000.00 |
|
to conduct research for a book on the privatization of the university and its impact on academic freedom and scientific inquiry | 3,750.00 | 0.00 | 3,750.00 | 0.00 | 0.00 | 0.00 |

Statement #12
Page 180 of 302

| PROGRAM
COUNTRY
US STATE
Grantee Name(s) - Person(s) or Institution(s)
Purpose | UNEXPENDED
BALANCE
AS OF
01-Jan-2003 | APPROVED
IN 2003 | NET
EXPENDITURES
AS OF
Dec-2003 | LAPSES
(incl. cancels
& recensions)
IN 2003 | REVERSIONS
(incl. cancels
& recensions)
IN 2003 | UNEXPENDED
BALANCE
AS OF
Dec-2003 |
|--|---|---------------------|--|--|--|--|
| ===== | ===== | ===== | ===== | ===== | ===== | ===== |
| GLOBAL INCLUSION | | | | | | |
| UNITED STATES | | | | | | |
| NEW YORK | | | | | | |
| New York University
70 Washington Square South
12th Floor
New York, New York 10012 | | | | | | |
| for use by its Center on International Cooperation toward the costs of a project to examine new multilateral approaches, such as public/private partnerships, to solving global problems | 0.00 | 100,000.00 | 100,000.00 | 0.00 | 0.00 | 0.00 |
| for use by its Center on International Cooperation toward the costs of a project to explore the capacity of multilateral security institutions and arrangements to respond to new challenges arising both from changing threats and changing U.S. policy | 150,000.00 | 0.00 | 75,000.00 | 0.00 | 0.00 | 75,000.00 |
| for use by its Center on International Cooperation toward the costs of a research project to analyze regional conflict formations in South Central Asia and the Great Lakes region of Africa | 0.00 | 0.00 | -48,609.00 | 48,609.00 | 0.00 | 0.00 |
| toward the costs of a project to establish an international dialogue to examine conflicts concerning the regulation of genetically modified organisms and promote steps toward constructive resolution of these conflicts | 172,500.00 | 0.00 | 172,500.00 | 0.00 | 0.00 | 0.00 |
| Rabble Rouser Media
611 Broadway, Suite 616
New York, New York 10012 | | | | | | |
| for a series of film screenings at community forums in which its documentary on collective remittances will be used to build bridges between hometown associations and other established community organizations in the United States | 0.00 | 55,750.00 | 0.00 | 0.00 | 0.00 | 55,750.00 |
| Social Science Research Council
810 Seventh Avenue
New York, New York 10019 | | | | | | |
| toward the cost of its Conflict Prevention and Peace Forum, which convenes discussions between UN officials responsible for conflict prevention and response and scholars and practitioners, especially from countries affected by armed conflict | 300,000.00 | 0.00 | 150,000.00 | 0.00 | 0.00 | 150,000.00 |
| toward the costs of a joint project with the United Nations to strengthen that institution's strategic analysis capacities in the area of peace and security | 0.00 | 75,000.00 | 75,000.00 | 0.00 | 0.00 | 0.00 |
| Society for the Study of Myth and Tradition, Inc
656 Broadway, Suite 615
New York, New York 10012 | | | | | | |
| for the costs of a conference on issues of intellectual property relating to indigenous people, one in a series of fraternal global dialogues on intellectual property at the Bellagio Study and Conference Center, Italy, November 2002 | -2,973.31 | 0.00 | -2,973.31 | 0.00 | 0.00 | 0.00 |

THE ROCKEFELLER FOUNDATION
Identification Number 13-1659629
GRANTS AND EXPENDITURES REPORT

Statement #12
Page 181 of 302

| PROGRAM
COUNTRY
US STATE
Grantee Name(s) - Person(s) or Institution(s)
Purpose | UNEXPENDED
BALANCE
AS OF
01-Jan-2003 | APPROVED
IN 2003 | NET
EXPENDITURES
AS OF
Dec-2003 | LAPSES
(incl. canc
& recens)
IN 2003 | REVERSIONS
(incl. canc
& recens)
IN 2003 | UNEXPENDED
BALANCE
AS OF
Dec-2003 |
|--|---|---------------------|--|---|---|--|
| ===== | ===== | ===== | ===== | ===== | ===== | ===== |
| GLOBAL INCLUSION | | | | | | |
| UNITED STATES | | | | | | |
| NEW YORK | | | | | | |
| The Synergos Institute, Inc
9 East 69th Street
New York, New York 10021-4905 | | | | | | |
| toward the costs of a project that will strengthen the ability of developing-country community foundations to address the challenge of poverty in Latin America, Southeast Asia and Southern Africa | 300,000.00 | 0.00 | 300,000.00 | 0.00 | 0.00 | 0.00 |
| United Nations
New York, New York 10017 | | | | | | |
| toward the costs associated with the Secretary General's blue-ribbon panel constituted to assess the U.N.'s relations with civil society organizations and recommend improvements for the future | 0.00 | 100,000.00 | 100,000.00 | 0.00 | 0.00 | 0.00 |
| United Nations Association of the United States of America, Inc
801 Second Avenue
2nd Floor
New York, New York 10017 | | | | | | |
| toward the costs of two programs: (1) The Partnership on Peace-Building and the Rule of Law, to address rule-of-law challenges in post-conflict societies and (2) Access Discussions, to bring together United Nations and foreign officials with U.S. government officials to discuss global issues | 0.00 | 50,000.00 | 50,000.00 | 0.00 | 0.00 | 0.00 |
| United Nations Development Programme
One United Nations Plaza
New York, New York 10017 | | | | | | |
| toward the costs of its Human Development Report 2004, whose theme is Building Inclusive Societies: Managing Diversity | 0.00 | 100,000.00 | 100,000.00 | 0.00 | 0.00 | 0.00 |
| toward the costs of the publication and dissemination of a UNDP report on trade and human development | 200,000.00 | 0.00 | 100,000.00 | 0.00 | 0.00 | 100,000.00 |
| NORTH CAROLINA | | | | | | |
| Duke University
Box 90001
Durham, North Carolina 27708-0340 | | | | | | |
| toward the costs of the conference, International Public Goods, the Public Domain, and the Transfer of Technology after TRIPs, to be held April 2003 | 0.00 | 50,000.00 | 50,000.00 | 0.00 | 0.00 | 0.00 |

THE ROCKEFELLER FOUNDATION
Identification Number 13-1659629
GRANTS AND EXPENDITURES REPORT

Statement #12
Page 182 of 302

| PROGRAM
COUNTRY
US STATE
Grantee Name(s) - Person(s) or Institution(s)
Purpose | UNEXPENDED
BALANCE
AS OF
01-Jan-2003 | APPROVED
IN 2003 | NET
EXPENDITURES
AS OF
Dec-2003 | LAPSES
(incl. canc
& recens)
IN 2003 | REVERSIONS
(incl. canc
& recens)
IN 2003 | UNEXPENDED
BALANCE
AS OF
Dec-2003 |
|---|---|---------------------|--|---|---|--|
| ===== | ===== | ===== | ===== | ===== | ===== | ===== |
| GLOBAL INCLUSION | | | | | | |
| UNITED STATES | | | | | | |
| TEXAS | | | | | | |
| Centro del Obrero Frontenzo, Inc
P.O Box 3975
El Paso, Texas 79923 | | | | | | |
| toward the costs establishing a women's network designed to empower marginalized women workers of Mexican heritage along the U.S.-Mexico border | 75,000.00 | 0.00 | 75,000.00 | 0.00 | 0.00 | 0.00 |
|
Mexico-North Research Network Inc
318 W Houston Street, Suite 220
San Antonio, Texas 78205 | | | | | | |
| toward the costs of a fellowship program to promote research on the multiple dimensions of transnational communities within the U.S.-Mexico context | 0.00 | 50,000.00 | 50,000.00 | 0.00 | 0.00 | 0.00 |
|
VIRGINIA | | | | | | |
| First Nations Development Institute
2300 Fall Hill Avenue, Suite 412
Fredericksburg, Virginia 22401 | | | | | | |
| toward the costs of its project, the International Funders for Indigenous Peoples, whose mission is to increase the effectiveness of grantmaking to benefit indigenous communities | 0.00 | 30,000.00 | 30,000.00 | 0.00 | 0.00 | 0.00 |
|
WASHINGTON | | | | | | |
| KCTS Television
401 Mercer Street
Seattle, Washington 98109 | | | | | | |
| toward the costs of a television documentary about world food security and promising developments in the effort to end hunger | 51,078.00 | 0.00 | 51,078.00 | 0.00 | 0.00 | 0.00 |
|
GENERAL - FOUNDATION ADMINISTERED PROJECTS | | | | | | |
| for a series of consultancies and/or service arrangements to assist in the integration of program learning and evaluation mechanisms into the work of Global Inclusion and its shared programs | 100,000.00 | 0.00 | 47,960.71 | 0.00 | 0.00 | 52,039.29 |
| for a series of consultancies to assist in the integration of program learning and evaluation mechanisms into the Foundation's areas of work | 0.00 | 75,000.00 | 0.00 | 0.00 | 75,000.00 | 0.00 |
| for a series of meetings and consultancies leading to a Bellagio conference to develop international mechanisms to strengthen minority rights globally with a focus on the United Nations system | 33,890.61 | 0.00 | 21,474.24 | 0.00 | 0.00 | 12,416.37 |
| for a series of meetings and consultancies to advise Global Inclusion's Initiative in Peace and Security on ways to assist the United Nations system and regional organizations in becoming more informed about reducing conflict | 0.00 | 75,000.00 | 2,678.75 | 0.00 | 0.00 | 72,321.25 |

THE ROCKEFELLER FOUNDATION
Identification Number 13-1659629
GRANTS AND EXPENDITURES REPORT

Statement #12
Page 183 of 302

| PROGRAM
COUNTRY
US STATE
Grantee Name(s) - Person(s) or Institution(s)
Purpose | UNEXPENDED
BALANCE
AS OF
01-Jan-2003 | APPROVED
IN 2003 | NET
EXPENDITURES
AS OF
Dec-2003 | LAPSES
(incl. cancels
& recens)
IN 2003 | REVERSIONS
(incl. cancels
& recens)
IN 2003 | UNEXPENDED
BALANCE
AS OF
Dec-2003 |
|---|---|---------------------|--|--|--|--|
| ===== | ===== | ===== | ===== | ===== | ===== | ===== |
| GLOBAL INCLUSION | | | | | | |
| GENERAL - FOUNDATION ADMINISTERED PROJECTS | | | | | | |
| for a series of meetings, service arrangements and consultancies to inform an ongoing exploration on promoting equitable economic integration | 30,581.34 | 0.00 | 5,046.23 | 0.00 | 0.00 | 25,535.11 |
| for a series of meetings, service arrangements and/or consultancies that will inform an ongoing exploration on intellectual property rights | 54,543.60 | 0.00 | 22,343.60 | 0.00 | 0.00 | 32,200.00 |
| for a series of meetings, service arrangements and/or consultancies that will inform an ongoing exploration on intellectual property rights | 8,399.32 | 0.00 | 3,724.57 | 0.00 | 0.00 | 4,674.75 |
| for a series of meetings, service arrangements and/or consultancies to inform the Foundation's ongoing work on intellectual property policy | 189,952.83 | 0.00 | 51,459.27 | 0.00 | 0.00 | 138,493.56 |
| for a series of meetings, service arrangements and/or consultancies to support establishing a global trends monitoring and analysis group | 433,828.04 | 0.00 | 45,687.32 | 0.00 | 0.00 | 388,140.72 |
| for commissioned research, mapping documents and logistical support to inform the Foundation's work on intellectual property rights | 67,014.44 | 0.00 | 62,120.61 | 0.00 | 0.00 | 4,893.83 |
| for costs associated with The Philanthropy Workshop/West, a collaborative program of the Hewlett, TOSA and Rockefeller foundations | 150,000.00 | 0.00 | 117,485.00 | 0.00 | 0.00 | 32,515.00 |
| for costs associated with The Philanthropy Workshop/West, a collaborative program of the Hewlett, TOSA and Rockefeller foundations | 0.00 | 175,000.00 | 0.00 | 0.00 | 0.00 | 175,000.00 |
| for costs associated with The Philanthropy Workshop | 0.00 | 175,000.00 | 7,361.67 | 0.00 | 0.00 | 167,638.33 |
| for program development activities for a strategy on knowledge and innovation for development | 200,000.00 | 0.00 | 44,050.27 | 0.00 | 0.00 | 155,949.73 |
| for the costs of consultants for the Global Dialogues on Plant Biotechnology | 28,923.55 | 0.00 | 0.00 | 0.00 | 0.00 | 28,923.55 |
| for the costs of consultants for the Global Dialogues on Plant Biotechnology | 108,530.09 | 0.00 | 91,192.59 | 0.00 | 0.00 | 17,337.50 |
| for the costs of strategic advice from consultants and of an Intranet service in support of the Global Plant Biotechnology Dialogues | 900,000.00 | 0.00 | 542,573.78 | 0.00 | 0.00 | 357,426.22 |

Statement #12
Page 184 of 302

| PROGRAM
COUNTRY
US STATE
Grantee Name(s) - Person(s) or Institution(s)
Purpose | UNEXPENDED
BALANCE
AS OF
01-Jan-2003 | APPROVED
IN 2003 | NET
EXPENDITURES
AS OF
Dec-2003 | LAPSES
(incl. canc
& recs)
IN 2003 | REVERSIONS
(incl. canc
& recs)
IN 2003 | UNEXPENDED
BALANCE
AS OF
Dec-2003 |
|--|---|---------------------|--|---|---|--|
| ===== | ===== | ===== | ===== | ===== | ===== | ===== |
| GLOBAL INCLUSION | | | | | | |
| GENERAL - FOUNDATION ADMINISTERED PROJECTS | | | | | | |
| to examine whether globalization makes non-state armed groups vulnerable to international pressure to improve respect for human rights | 11,089.60 | 0.00 | 4,981.51 | 0.00 | 0.00 | 6,108.09 |
| to explore the potential of a program on the governance of science for the public good | 27,335.52 | 0.00 | 6,524.97 | 0.00 | 0.00 | 20,810.55 |
| to support the activities of the Women at Work exploration to develop a programmatic framework to address women's self-sufficiency, gender equality and work-related issues in developing countries | 138,154.96 | 0.00 | 0.00 | 138,154.96 | 0.00 | 0.00 |
| toward the costs of a conference on the Foundation's Global Biotechnology Dialogues program and the future of agricultural biotechnology, and for the development and production of a related CD-ROM | 236,219.69 | 0.00 | 106,407.41 | 0.00 | 0.00 | 129,812.28 |
| toward the costs of an exploration on trade liberalization and its impacts on poor farmers | 0.00 | 150,000.00 | 75,035.89 | 0.00 | 0.00 | 74,964.11 |
| toward the costs of developing an ongoing global dialogue on the application of biotechnology to agriculture among groups holding divergent views | 19,247.64 | 0.00 | 19,247.64 | 0.00 | 0.00 | 0.00 |
| TOTAL: 130 - GLOBAL INCLUSION | 9,414,315.92 | 15,924,326.00 | 15,959,555.42 | 195,368.70 | 75,000.00 | 9,108,717.80 |

THE ROCKEFELLER FOUNDATION
Identification Number 13-1659629
GRANTS AND EXPENDITURES REPORT

Statement #12
Page 185 of 302

| PROGRAM
COUNTRY
US STATE
Grantee Name(s) - Person(s) or Institution(s)
Purpose | UNEXPENDED
BALANCE
AS OF
01-Jan-2003 | APPROVED
IN 2003 | NET
EXPENDITURES
AS OF
Dec-2003 | LAPSES
(incl. canc
& recens)
IN 2003 | REVERSIONS
(incl. canc
& recens)
IN 2003 | UNEXPENDED
BALANCE
AS OF
Dec-2003 |
|--|---|---------------------|--|---|---|--|
| ===== | ===== | ===== | ===== | ===== | ===== | ===== |
| GLOBAL PROGRAMS | | | | | | |
| GENERAL - FOUNDATION ADMINISTERED PROJECTS | | | | | | |
| to explore new approaches to resolving the conflict in Kashmir | 35,000.00 | 0.00 | 0.00 | 0.00 | 0.00 | 35,000.00 |
| TOTAL: 1 - GLOBAL PROGRAMS | 35,000.00 | 0.00 | 0.00 | 0.00 | 0.00 | 35,000.00 |

Statement #12
Page 186 of 302

| PROGRAM | UNEXPENDED | | NET | LAPSES | REVERSIONS | UNEXPENDED |
|---|-------------|------------|--------------|-------------|-------------|------------|
| COUNTRY | BALANCE | | EXPENDITURES | (incl. canc | (incl. canc | BALANCE |
| US STATE | AS OF | APPROVED | AS OF | & recens) | & recens) | AS OF |
| Grantee Name(s) - Person(s) or Institution(s) | 01-Jan-2003 | IN 2003 | Dec-2003 | IN 2003 | IN 2003 | Dec-2003 |
| Purpose | | | | | | |
| ===== | | | | | | |
| HEALTH EQUITY | | | | | | |
| BANGLADESH | | | | | | |
| | | | | | | |
| Bangladesh Rural Advancement Committee | | | | | | |
| BRAC Centre | | | | | | |
| 75 Mohakhali | | | | | | |
| Dhaka, 1212 Bangladesh | | | | | | |
| | | | | | | |
| toward the costs of a meeting on human resources for health, held in June 2003 | 0.00 | 137,385.00 | 137,385.00 | 0.00 | 0.00 | 0.00 |
| | | | | | | |
| BRAC University | | | | | | |
| 66 Mohakhali | | | | | | |
| Dhaka, 1212 Bangladesh | | | | | | |
| | | | | | | |
| for strategic planning activities in connection with the establishment of its James P. Grant School of Public Health | 0.00 | 250,000.00 | 125,000.00 | 0.00 | 0.00 | 125,000.00 |
| | | | | | | |
| BURKINA FASO | | | | | | |
| | | | | | | |
| Burkina Faso Association for Family Well-Being | | | | | | |
| 01 B P 535 | | | | | | |
| Ouagadougou, Burkina Faso | | | | | | |
| | | | | | | |
| to complete a project designed to improve the reproductive health of young people in the Ouahigouya zone of Burkina Faso that includes partnerships with existing health clinics and innovative communication strategies | 0.00 | 130,520.00 | 78,537.00 | 0.00 | 0.00 | 51,983.00 |
| | | | | | | |
| CAMBODIA | | | | | | |
| | | | | | | |
| Cambodian Women for Peace and Development Association | | | | | | |
| #23, St. 47 | | | | | | |
| Sangkat Sras Chak | | | | | | |
| Khan Daun Penh | | | | | | |
| Phnom Penh, Cambodia | | | | | | |
| | | | | | | |
| toward the costs of the second phase of an experimental program to strengthen inter-country health care and social support systems, especially for the prevention of HIV and other sexually-transmitted infections, for Cambodians migrating to Thailand to find work | 99,940.00 | 0.00 | 99,940.00 | 0.00 | 0.00 | 0.00 |
| | | | | | | |
| Khemara | | | | | | |
| Ottara Vatai Pagoda, National Road # 5 | | | | | | |
| Russeï Keo District | | | | | | |
| Mittapheap Village | | | | | | |
| PO Box No 1250 | | | | | | |
| Phnom Penh, Cambodia | | | | | | |
| | | | | | | |
| for the development of an experimental intervention model that integrates gender concerns into the provision of sexual health education and services among marginal communities in Phnom Penh, Cambodia | 50,000.00 | 0.00 | 50,000.00 | 0.00 | 0.00 | 0.00 |

THE ROCKEFELLER FOUNDATION
Identification Number 13-1659629
GRANTS AND EXPENDITURES REPORT

Statement #12
Page 187 of 302

| PROGRAM
COUNTRY
US STATE
Grantee Name(s) - Person(s) or Institution(s)
Purpose | UNEXPENDED
BALANCE
AS OF
01-Jan-2003 | APPROVED
IN 2003 | NET
EXPENDITURES
AS OF
Dec-2003 | LAPSES
(incl. cancels
& recens)
IN 2003 | REVERSIONS
(incl. cancels
& recens)
IN 2003 | UNEXPENDED
BALANCE
AS OF
Dec-2003 |
|---|---|---------------------|--|--|--|--|
| ===== | ===== | ===== | ===== | ===== | ===== | ===== |
| HEALTH EQUITY | | | | | | |
| CAMBODIA | | | | | | |
|
Ministry of Health, Cambodia
No 151-153 Avenue Kampuchea Krom
Phnom Penh, Cambodia | | | | | | |
| for use by its Municipal Health Department for a model health service delivery program for the urban poor in Phnom Penh | 0.00 | 74,960.00 | 56,220.00 | 0.00 | 0.00 | 18,740.00 |
|
for use by the Municipal Health Department of Phnom Penh to improve sexual and reproductive health services and address gender-based violence in four slum areas, as part of its Health Services for the Urban Poor program | 0.00 | 71,550.00 | 35,775.00 | 0.00 | 0.00 | 35,775.00 |
|
Ministry of Women's and Veterans' Affairs, Cambodia
3 Norodom Blvd
Phnom Penh, Cambodia | | | | | | |
| toward the costs of developing and broadcasting radio programs for Cambodian women on reproductive and sexual health and other gender-based issues | 0.00 | 49,310.00 | 49,310.00 | 0.00 | 0.00 | 0.00 |
|
Women's Media Centre of Cambodia
#30, Street 484
Phsardeumthkov
Chamcarmon
Phnom Penh, Cambodia | | | | | | |
| for use by its Media Campaign Department for a public education effort on the harm associated with tobacco use, particularly among Khmer women, children and families | 105,145.00 | 0.00 | 47,915.00 | 0.00 | 0.00 | 57,230.00 |
|
CANADA | | | | | | |
|
Canadian Institute for Advanced Research
180 Dundas Street West
Suite 1400
Toronto, M5G1Z8 Canada | | | | | | |
| toward the costs of studies on health status and other social factors that contribute to the development of successful societies | 0.00 | 50,000.00 | 50,000.00 | 0.00 | 0.00 | 0.00 |
|
McGill University
James Administration Building, Room 536
845 Sherbrooke Street West
Montreal, Quebec, H3A 2T5 Canada | | | | | | |
| for a case study in the Dominican Republic, Haiti and Mexico of the costs and benefits of making the most effective method of treating tuberculosis (DOTS) available to all patients, as compared to treating migrants from those countries within the United States and Canada | 72,145.00 | 0.00 | 72,145.00 | 0.00 | 0.00 | 0.00 |

Statement #12
Page 188 of 302

| PROGRAM
COUNTRY
US STATE
Grantee Name(s) - Person(s) or Institution(s)
Purpose | UNEXPENDED
BALANCE
AS OF
01-Jan-2003 | APPROVED
IN 2003 | NET
EXPENDITURES
AS OF
Dec-2003 | LAPSES
(incl. canc
& recens)
IN 2003 | REVERSIONS
(incl. canc
& recens)
IN 2003 | UNEXPENDED
BALANCE
AS OF
Dec-2003 |
|---|---|---------------------|--|---|---|--|
| HEALTH EQUITY | | | | | | |
| CANADA | | | | | | |
| McMaster University
Hamilton, Ontario, Canada | | | | | | |
| for use by its School of Nursing toward the costs of workshops on the Impact of HIV/AIDS, violence and poverty on women and children, as part of an international conference, to be held in Bangkok, Thailand, February 2003 | 20,000.00 | 0.00 | 20,000.00 | 0.00 | 0.00 | 0.00 |
| PATH Canada
1 Nicholas Street, Suite 1105
Ottawa, K1N 7B7 Canada | | | | | | |
| toward the costs of strengthening and expanding tobacco control in Vietnam through integration of tobacco control into existing programs and expansion of the number of key agencies involved in tobacco control | 0.00 | 200,000.00 | 97,117.00 | 0.00 | 0.00 | 102,883.00 |
| CHILE | | | | | | |
| Universidad del Desarrollo
Avenida las Condes 13800
Lo Barnechea
Santiago, Chile | | | | | | |
| for use by its Institute of Epidemiology and Public Health Policies in final support for developing strategies for measuring, monitoring and strengthening the health care system in Chile, as part of the Equity Gauge Initiative | 0.00 | 96,000.00 | 0.00 | 0.00 | 0.00 | 96,000.00 |
| for use by its Institute of Epidemiology and Public Health Policies toward the costs of a project to further develop strategies for measuring, monitoring and strengthening the health care system in Chile, as part of the Equity Gauge initiative | 0.00 | 187,440.00 | 187,440.00 | 0.00 | 0.00 | 0.00 |
| CHINA | | | | | | |
| Kunming Medical College
191 Renmin West Road
Kunming, 650031 China | | | | | | |
| for use by its Institute for Health Sciences to develop and conduct a training course on gender and sexual health for health professionals from Lao PDR, Myanmar and Vietnam | 0.00 | 194,050.00 | 66,306.00 | 0.00 | 0.00 | 127,744.00 |
| Ministry of Health, China
44 Houhai Beiyuan
Beijing, 100725 China | | | | | | |
| for use by its Foreign Loan Office toward the costs of a study on the incorporation of reproductive health and gender concerns into health sector reform in Defang County, Guizhou Province, China | 25,000.00 | 0.00 | 0.00 | 0.00 | 0.00 | 25,000.00 |

THE ROCKEFELLER FOUNDATION
Identification Number 13-1659629
GRANTS AND EXPENDITURES REPORT

Statement #12
Page 189 of 302

| PROGRAM
COUNTRY
US STATE
Grantee Name(s) - Person(s) or Institution(s)
Purpose | UNEXPENDED
BALANCE
AS OF
01-Jan-2003 | APPROVED
IN 2003 | NET
EXPENDITURES
AS OF
Dec-2003 | LAPSES
(Incl. cancels
& recs.)
IN 2003 | REVERSIONS
(Incl. cancels
& recs.)
IN 2003 | UNEXPENDED
BALANCE
AS OF
Dec-2003 |
|--|---|---------------------|--|---|---|--|
| ===== | ===== | ===== | ===== | ===== | ===== | ===== |
| HEALTH EQUITY | | | | | | |
| CHINA | | | | | | |
| Yunnan Centers for Disease Control and Prevention
158 Dongsi Street
Kunming
Yunnan Province, 650022 China | | | | | | |
| for use by its Provincial Bureau of Health toward the costs of a cooperative project in Yunnan Province to
strengthen cross-border disease surveillance efforts, as part of the Mekong Basin Disease Surveillance Network | 38,200.00 | 0.00 | 38,200.00 | 0.00 | 0.00 | 0.00 |
| ECUADOR | | | | | | |
| Alternativas para el Desarrollo Social
León XIII entre Av 3 de Noviembre y Benedicto XV
Frente a la puerta lateral del Colegio Sagrados Corazones
Cuenca, Ecuador | | | | | | |
| to develop an equity gauge to monitor and build equality and health in a local community, as part of the Equity
Gauge Initiative | 66,860.00 | 0.00 | 66,860.00 | 0.00 | 0.00 | 0.00 |
| ENGLAND | | | | | | |
| Cochrane Collaboration
UK Cochrane Centre
Summertown Pavilion
Middle Way
Oxford, OX2 7LG England | | | | | | |
| toward the costs of an international research award, the Kenneth Warren Prize | 25,000.00 | 0.00 | 25,000.00 | 0.00 | 0.00 | 0.00 |
| International Planned Parenthood Federation
Regent's College, Inner Circle
Regent's Park
London, NW1 4NS England | | | | | | |
| toward the cost of a leadership transition process designed to improve its ability to advocate for and provide
services in sexual and reproductive health in developing countries worldwide | 50,000.00 | 0.00 | 50,000.00 | 0.00 | 0.00 | 0.00 |
| London School of Hygiene and Tropical Medicine, University of London
Keppel Street
London, WC1E 7HT England | | | | | | |
| for use by its Centre on Globalisation, Environmental Change and Health for a collaborative research program on
the political economy of the tobacco industry in Southeast Asia | 174,005.00 | 0.00 | 154,005.00 | 0.00 | 0.00 | 20,000.00 |

THE ROCKEFELLER FOUNDATION
Identification Number 13-1659629
GRANTS AND EXPENDITURES REPORT

Statement #12
Page 190 of 302

| PROGRAM
COUNTRY
US STATE
Grantee Name(s) - Person(s) or Institution(s)
Purpose | UNEXPENDED
BALANCE
AS OF
01-Jan-2003 | APPROVED
IN 2003 | NET
EXPENDITURES
AS OF
Dec-2003 | LAPSES
(incl. canc
& recens)
IN 2003 | REVERSIONS
(incl. canc
& recens)
IN 2003 | UNEXPENDED
BALANCE
AS OF
Dec-2003 |
|--|---|---------------------|--|---|---|--|
| ===== | ===== | ===== | ===== | ===== | ===== | ===== |
| HEALTH EQUITY | | | | | | |
| ENGLAND | | | | | | |
| Medical Research Council, United Kingdom
20 Park Crescent
London, W1B 1AL England | | | | | | |
| for use by its Clinical Trials Unit to continue its coordination of a multicenter clinical trial to assess the safety and effectiveness of two strategies for the use of anti-retroviral drugs against HIV/AIDS in sub-Saharan Africa | 0.00 | 127,405.00 | 0.00 | 0.00 | 0.00 | 127,405.00 |
| Reproductive Health Matters
444 Highgate Studios
53/79 Highgate Road
London, NW5 1TL England | | | | | | |
| toward the costs of printing its journal and distributing it free of charge to institutions in South and Southeast Asia, and to support the editing and publication of papers to be presented at a workshop on sexuality, gender and human rights to be held at the Bellagio Study and Conference Center, October 2003 | 100,000.00 | 0.00 | 75,000.00 | 0.00 | 0.00 | 25,000.00 |
| Save the Children Fund
17 Grove Lane
London, SE5 8RD England | | | | | | |
| for creating and strengthening the psychological and social resources of adolescents in Mali, in order to facilitate their acquisition and application of sexual health information | 5,218.00 | 0.00 | 0.00 | 0.00 | 0.00 | 5,218.00 |
| University of Cambridge
Cambridge, CB2 1TS England | | | | | | |
| for use by its Centre for Research in the Arts, Social Sciences, and Humanities for a workshop on rights, dignity and inequality in global health, to be held at Trinity College, Cambridge, England, October 2003 | 0.00 | 50,000.00 | 50,000.00 | 0.00 | 0.00 | 0.00 |
| University of Liverpool
Senate House, Abercromby Square
P O Box 147
Liverpool, L69 3BX England | | | | | | |
| for use by its Department of Public Health to conduct a policy analysis of health sector reform that focuses on affordable access to health care and prevention of the medical poverty trap, with a view to developing a policy tool that facilitates equity-oriented health care financing reforms for developing countries | 152,000.00 | 0.00 | 145,500.00 | 0.00 | 0.00 | 6,500.00 |
| University of York
Heslington
York, YO10 5DD England | | | | | | |
| for use by its Centre for Health Economics toward the costs of the Third International Health Economics Association Conference, held in York, England, July 2001 | 2,160.00 | 0.00 | -1,939.87 | 4,099.87 | 0.00 | 0.00 |

THE ROCKEFELLER FOUNDATION
Identification Number 13-1659629
GRANTS AND EXPENDITURES REPORT

Statement #12
Page 191 of 302

| PROGRAM
COUNTRY
US STATE
Grantee Name(s) - Person(s) or Institution(s)
Purpose | UNEXPENDED
BALANCE
AS OF
01-Jan-2003 | APPROVED
IN 2003 | NET
EXPENDITURES
AS OF
Dec-2003 | LAPSES
(incl. cancels
& recens)
IN 2003 | REVERSIONS
(incl. cancels
& recens)
IN 2003 | UNEXPENDED
BALANCE
AS OF
Dec-2003 |
|---|---|---------------------|--|--|--|--|
| ----- | ----- | ----- | ----- | ----- | ----- | ----- |
| HEALTH EQUITY | | | | | | |
| FINLAND | | | | | | |
| <i>Kansanterveyslaitos Folkhalsöinstitutet
Mannerheimintie 166
Helsinki, FIN-00300 Finland</i> | | | | | | |
| to support the participation and training of delegates from Southeast Asia and other developing countries at the 12th World Conference on Tobacco OR Health | 0.00 | 59,675.00 | 59,675.00 | 0.00 | 0.00 | 0.00 |
| GHANA | | | | | | |
| <i>INDEPTH Network
P O Box KD 213
Accra, Ghana</i> | | | | | | |
| for general support of the its secretariat, which represents 28 sites in developing countries that collect health and demographic data on a longitudinal basis | 1,198,708.00 | 0.00 | 263,368.92 | 0.00 | 0.00 | 935,339.08 |
| <i>Ministry of Health, Ghana
P O Box M-44
Accra, Ghana</i> | | | | | | |
| for use by its Navrongo Health Research Centre to measure the impact of a range of approaches designed to improve adolescent sexual and reproductive health in the Kassena-Nankana District | 1,985,665.00 | 0.00 | 391,759.00 | 0.00 | 0.00 | 1,593,906.00 |
| to build a biomedical component into plans for an adolescent sexual and reproductive health intervention project | 5,740.04 | 0.00 | 0.00 | 5,740.04 | 0.00 | 0.00 |
| <i>University of Ghana
P O. Box LG25
Legon, Accra, Ghana</i> | | | | | | |
| for use by the School of Public Health, within its College of Health Sciences, toward the costs of developing and implementing a master's degree course in health informatics | 0.00 | 220,000.00 | 41,000.00 | 0.00 | 0.00 | 179,000.00 |
| INDIA | | | | | | |
| <i>Indian Institute of Management Bangalore
Bannerghatta Road
Bangalore, 560 076 India</i> | | | | | | |
| for a study on strengthening health service delivery and improving the accountability of health services to poor communities, particularly to poor women | 60,792.00 | 0.00 | 0.00 | 0.00 | 0.00 | 60,792.00 |

Statement #12
Page 192 of 302

| PROGRAM
COUNTRY
US STATE
Grantee Name(s) - Person(s) or Institution(s)
Purpose | UNEXPENDED
BALANCE
AS OF
01-Jan-2003 | APPROVED
IN 2003 | NET
EXPENDITURES
AS OF
Dec-2003 | LAPSES
(Incl. canc
& recens)
IN 2003 | REVERSIONS
(Incl. canc
& recens)
IN 2003 | UNEXPENDED
BALANCE
AS OF
Dec-2003 |
|---|---|---------------------|--|---|---|--|
| HEALTH EQUITY | | | | | | |
| INDONESIA | | | | | | |
| ASEAN Secretariat
70 A. Jl Sisingamangaraja
Jakarta, 12110 Indonesia | | | | | | |
| toward the costs of building local capacity to assess the impact of Intellectual property rights on public health in the ASEAN region | 0.00 | 235,115.00 | 101,475.00 | 0.00 | 0.00 | 133,640.00 |
| Ministry of Health, Indonesia
Jalan Indrapura 17
Surabaya, 60176 Indonesia | | | | | | |
| for use by its Directorate General of Drug and Food Control for a workshop of the ASEAN countries on the World Trade Organization (WTO)/Trade-Related Aspects of International Property Rights (TRIPS) agreement and access to essential drugs | 0.00 | 0.00 | -3,078.00 | 3,078.00 | 0.00 | 0.00 |
| KENYA | | | | | | |
| Kenya Medical Research Institute
P O Box 20752
Nairobi, Kenya | | | | | | |
| for use by its Centre for Respiratory Disease Research, in collaboration with the University of Nairobi and the University of Washington, for a study of the use of amoxicillin in the treatment of acute bronchitis in HIV-infected adults in Nairobi, Kenya | 55,000.00 | 0.00 | 27,500.00 | 0.00 | 0.00 | 27,500.00 |
| United Nations Human Settlements Programme
P O Box 30030
Nairobi, Kenya | | | | | | |
| to develop a program aimed at providing a secure and supportive environment, including shelter, for HIV/AIDS orphans, especially in sub-Saharan Africa | 200,000.00 | 0.00 | 200,000.00 | 0.00 | 0.00 | 0.00 |
| LAO PDR | | | | | | |
| Ministry of Information and Culture, Laos
P O Box 5246
Bdg 100, Nahaidiao
Vientiane, Lao PDR | | | | | | |
| for use by its Institute for Cultural Research to undertake a social impact analysis of increased mobility and its implications for increased HIV transmission and substance abuse in Lao PDR's border areas with China and Myanmar | 14,510.00 | 0.00 | 8,542.00 | 0.00 | 0.00 | 5,968.00 |

THE ROCKEFELLER FOUNDATION
Identification Number 13-1659629
GRANTS AND EXPENDITURES REPORT

Statement #12
Page 193 of 302

| PROGRAM
COUNTRY
US STATE
Grantee Name(s) - Person(s) or Institution(s)
Purpose | UNEXPENDED
BALANCE
AS OF
01-Jan-2003 | APPROVED
IN 2003 | NET
EXPENDITURES
AS OF
Dec-2003 | LAPSES
(incl. cancels
& recs)
IN 2003 | REVERSIONS
(incl. cancels
& recs)
IN 2003 | UNEXPENDED
BALANCE
AS OF
Dec-2003 |
|--|---|---------------------|--|--|--|--|
| ----- | ----- | ----- | ----- | ----- | ----- | ----- |
| HEALTH EQUITY | | | | | | |
| LAO PDR | | | | | | |
| National University of Laos
P.O. Box 7322
Vientiane, Lao PDR | | | | | | |
| for use by its Faculty of Medical Sciences to study the sexual attitudes of young people in Vientiane Municipality, and the manner by which their sexual behavior is affected by parent-child attachment and communication | 5,060.00 | 0.00 | 5,060.00 | 0.00 | 0.00 | 0.00 |
| MALAYSIA | | | | | | |
| Ministry of Health, Malaysia
Tingkat 3, Blok B
Kompleks Pejabat-Pejabat Kesihatan
Jln Cenderasan
Kuala Lumpur, 50590 Malaysia | | | | | | |
| for use by its Public Health Department to analyze policy options and potential models for the establishment of a health promotion foundation in Malaysia | 0.00 | 60,000.00 | 60,000.00 | 0.00 | 0.00 | 0.00 |
| Universiti Sains Malaysia
Pulau Pinang, 11800 Malaysia | | | | | | |
| for a regional meeting in collaboration with the Global Alliance for TB Drug Development on tuberculosis research and development | 0.00 | 0.00 | -30,551.19 | 0.00 | 0.00 | 30,551.19 |
| for use by its National Poison Centre to advance tobacco control in Malaysia through the establishment of a research network and a national council for tobacco control | 0.00 | 280,880.00 | 0.00 | 0.00 | 0.00 | 280,880.00 |
| for use by its National Poison Centre to establish a clearinghouse on tobacco control information with particular relevance to the Southeast Asia region | 303,000.00 | 0.00 | 133,454.00 | 0.00 | 0.00 | 169,546.00 |
| NETHERLANDS | | | | | | |
| Stichting Global Network of People Living with HIV/AIDS
P.O. Box 11726
Amsterdam, 1001 Netherlands | | | | | | |
| to cover the costs of African participants at the International Conference for People Living with HIV/AIDS, held in Uganda, October 2003 | 0.00 | 20,000.00 | 20,000.00 | 0.00 | 0.00 | 0.00 |
| Stichting Health Action International Foundation
Jacob van Lennepkade 334 T
Amsterdam, 1053 NJ Netherlands | | | | | | |
| to improve the market transparency of pharmaceutical prices and policy responses to enhance affordable access to essential drugs in developing countries | 0.00 | 200,000.00 | 50,000.00 | 0.00 | 0.00 | 150,000.00 |

Statement #12
Page 194 of 302

| PROGRAM
COUNTRY
US STATE
Grantee Name(s) - Person(s) or Institution(s)
Purpose | UNEXPENDED
BALANCE
AS OF
01-Jan-2003 | APPROVED
IN 2003 | NET
EXPENDITURES
AS OF
Dec-2003 | LAPSES
(incl. cancels
& recs)
IN 2003 | REVERSIONS
(incl. cancels
& recs)
IN 2003 | UNEXPENDED
BALANCE
AS OF
Dec-2003 |
|--|---|---------------------|--|--|--|--|
| HEALTH EQUITY | | | | | | |
| PAKISTAN | | | | | | |
| <p>ibnSina
H #81, Street 6
G-2, Phase II
Hayatabad
Peshawar, Pakistan</p> | | | | | | |
| toward the costs of a training program in public health to increase the number of female health care workers in Afghanistan, especially in rural communities | 85,000.00 | 0.00 | 0.00 | 0.00 | 0.00 | 85,000.00 |
| PHILIPPINES | | | | | | |
| <p>AIDS Society of the Philippines, Inc
Rm 401, 4/F Dona Felisa Syjuco Building
1872 Remedios St Cor. Taft Avenue
Malate
Manila, 1004 Philippines</p> | | | | | | |
| for a study on the content, trends and quality of media coverage of sexuality and safe sex in the context of HIV/AIDS prevention and control, in Cambodia, Indonesia, Lao PDR, the Philippines, Thailand and Vietnam | 95,000.00 | 0.00 | 95,000.00 | 0.00 | 0.00 | 0.00 |
| toward the cost of participation of delegates from the Mekong region to attend the 6th International Congress on AIDS in Asia and the Pacific, held in Melbourne, October 2001, as well as toward the cost of a satellite symposium on sexuality and the media | 0.00 | 0.00 | -443.60 | 443.60 | 0.00 | 0.00 |
| <p>INCLEN Trust International, Inc
Section E, 5/F Ramon Magsaysay Center
1680 Rpxas Boulevard
Manila, 1004 Philippines</p> | | | | | | |
| for general support | 300,000.00 | 0.00 | 300,000.00 | 0.00 | 0.00 | 0.00 |
| <p>University of the Philippines, Diliman
Quezon City, 1101 Philippines</p> | | | | | | |
| for use by its department of anthropology for a regional research awards program on gender, sexuality and sexual health in Southeast Asia | 218,110.00 | 0.00 | 0.00 | 0.00 | 0.00 | 218,110.00 |
| SOUTH AFRICA | | | | | | |
| <p>Health Systems Trust
1st Floor Riverside Centre
corner of Belmont & Main Road
Rondebosch, 7700 South Africa</p> | | | | | | |
| toward the costs of six country-level studies in the Global Equity Gauge Alliance project, which monitors health inequalities within developing countries, and promotes action to reduce unfair disparities in health | 0.00 | 660,000.00 | 0.00 | 0.00 | 0.00 | 660,000.00 |

THE ROCKEFELLER FOUNDATION
Identification Number 13-1659629
GRANTS AND EXPENDITURES REPORT

Statement #12
Page 195 of 302

| PROGRAM
COUNTRY
US STATE
Grantee Name(s) - Person(s) or Institution(s)
Purpose | UNEXPENDED
BALANCE
AS OF
01-Jan-2003 | APPROVED
IN 2003 | NET
EXPENDITURES
AS OF
Dec-2003 | LAPSES
(incl. cancels
& recs.)
IN 2003 | REVERSIONS
(incl. cancels
& recs.)
IN 2003 | UNEXPENDED
BALANCE
AS OF
Dec-2003 |
|--|---|---------------------|--|---|---|--|
| ===== | ===== | ===== | ===== | ===== | ===== | ===== |
| HEALTH EQUITY | | | | | | |
| SOUTH AFRICA | | | | | | |
| <i>Health Systems Trust</i> | | | | | | |
| toward the costs of the Global Equity Gauge Alliance project, which monitors health inequalities within countries, and promotes action to reduce unfair disparities in health and health care in developing countries | 500,000.00 | 0.00 | 500,000.00 | 0.00 | 0.00 | 0.00 |
| South African Medical Research Council
P O. Box 19070
Tygerberg 7050
Cape Town, South Africa | | | | | | |
| for use by its Tuberculosis Lead Research Programme to strengthen collaboration in the areas of TB drug, diagnostics and vaccine research among scientists in high-burden countries | 0.00 | 99,800.00 | 99,800.00 | 0.00 | 0.00 | 0.00 |
| University of Pretoria
P O Box 667
Pretoria, 0002 South Africa | | | | | | |
| for use by its School of Health Systems and Public Health to document the training capacity of public health training institutions and research networks in sub-Saharan Africa | 194.05 | 0.00 | 0.00 | 0.00 | 0.00 | 194.05 |
| for use by its School of Health Systems and Public Health to document the training capacity of public health training institutions and research networks in sub-Saharan Africa | 10,000.00 | 0.00 | 0.00 | 0.00 | 0.00 | 10,000.00 |
| University of Stellenbosch
Private Bag X1
Mateland, 7602 South Africa | | | | | | |
| for use by its Faculty of Health Sciences, in collaboration with the University of Cape Town, for a study that compares two strategies to prevent opportunistic infections in HIV-infected children in South Africa | 198,055.00 | 0.00 | 0.00 | 0.00 | 0.00 | 198,055.00 |
| for use by its Faculty of Health Sciences, in collaboration with the University of Cape Town, to complete a study that compares two strategies to prevent opportunistic infections in HIV-infected children in South Africa | 0.00 | 410,460.00 | 0.00 | 0.00 | 0.00 | 410,460.00 |
| University of the Western Cape
Private Bag X17
Bellville, 7535 South Africa | | | | | | |
| for use by its School of Public Health toward the costs of meetings of global leaders to identify key knowledge gaps and opportunities related to human resources for health in Africa, held in Cape Town, South Africa, March 24-29, 2003 | 0.00 | 80,000.00 | 63,770.73 | 0.00 | 0.00 | 16,229.27 |

Statement #12
Page 196 of 302

| PROGRAM
COUNTRY
US STATE
Grantee Name(s) - Person(s) or Institution(s)
Purpose | UNEXPENDED
BALANCE
AS OF
01-Jan-2003 | APPROVED
IN 2003 | NET
EXPENDITURES
AS OF
Dec-2003 | LAPSES
(incl. cancels
& recens)
IN 2003 | REVERSIONS
(incl. cancels
& recens)
IN 2003 | UNEXPENDED
BALANCE
AS OF
Dec-2003 |
|---|---|---------------------|--|--|--|--|
| ===== | ===== | ===== | ===== | ===== | ===== | ===== |
| HEALTH EQUITY | | | | | | |
| SOUTH AFRICA | | | | | | |
| University of the Witwatersrand
Private Bag 3
Johannesburg, South Africa | | | | | | |
| for use by its Centre for Health Policy, in collaboration with the Health Economics Unit at the University of Cape Town, to analyze the impact of policies under health care reform to strengthen and promote health equity in South Africa | 0.00 | 100,000.00 | 27,900.00 | 0.00 | 0.00 | 72,100.00 |
| SOUTH KOREA | | | | | | |
| International Vaccine Institute
Kwanak P.O. Box 14
Kwanak-Ku
Seoul, 151-600 South Korea | | | | | | |
| to enable participants from Bangladesh, China, India, Pakistan and Vietnam to attend a course on vaccinology designed to strengthen the capacity of developing countries in the Asia-Pacific Region, to be held in March 2004 | 0.00 | 30,000.00 | 0.00 | 0.00 | 0.00 | 30,000.00 |
| toward the costs of a pediatric dengue vaccine initiative for poor children | 0.00 | 500,000.00 | 500,000.00 | 0.00 | 0.00 | 0.00 |
| SRI LANKA | | | | | | |
| Marga Institute
P.O. Box 601
No. 93/10 Dutugamunu Street
Kirulapone, Colombo, 6 Sri Lanka | | | | | | |
| for a study to assess access, affordability and equitable policy options for health services to evaluate the current health care system in Sri Lanka | 50,880.00 | 0.00 | 50,880.00 | 0.00 | 0.00 | 0.00 |
| SWITZERLAND | | | | | | |
| Global Forum for Health Research
for core support and its initiative on public/private partnerships for health, which focuses on product development for diseases that affect poor people in developing countries | 0.00 | 300,000.00 | 150,000.00 | 0.00 | 0.00 | 150,000.00 |
| c/o World Health Organization
20 Avenue Appia
1211
Geneva, 27 Switzerland | | | | | | |
| for core support and its initiative on public-private partnerships for health, which focuses on product development for diseases that affect poor people in developing countries | 250,000.00 | 0.00 | 250,000.00 | 0.00 | 0.00 | 0.00 |

THE ROCKEFELLER FOUNDATION
Identification Number 13-1659629
GRANTS AND EXPENDITURES REPORT

Statement #12
Page 197 of 302

| PROGRAM
COUNTRY
US STATE
Grantee Name(s) - Person(s) or Institution(s)
Purpose | UNEXPENDED
BALANCE
AS OF
01-Jan-2003 | APPROVED
IN 2003 | NET
EXPENDITURES
AS OF
Dec-2003 | LAPSES
(incl. cancels
& recens)
IN 2003 | REVERSIONS
(incl. cancels
& recens)
IN 2003 | UNEXPENDED
BALANCE
AS OF
Dec-2003 |
|--|---|---------------------|--|--|--|--|
| ===== | ===== | ===== | ===== | ===== | ===== | ===== |
| HEALTH EQUITY | | | | | | |
| SWITZERLAND | | | | | | |
| Medicines for Malana Venture
International Centre Continn
Route de Pre Bois 20
Post Box 1826
CH-1215
Geneva, Switzerland | | | | | | |
| for general support of its efforts to discover, develop and deliver affordable new antimalarial drugs to people in developing countries | 0.00 | 2,000,000.00 | 1,000,000.00 | 0.00 | 0.00 | 1,000,000.00 |
| Union Internationale Contre le Cancer
3, rue du Conseil General
Geneva, 1205 Switzerland | | | | | | |
| for development, in collaboration with the Tobacco Control Resource Centre, of an electronic, interactive, distance-learning primer on tobacco control in developing countries | 36,225.00 | 0.00 | 0.00 | 0.00 | 0.00 | 36,225.00 |
| for the establishment of an online resource for developing-country tobacco control groups that want to counter tobacco promotion campaigns in their countries | 0.00 | 250,000.00 | 0.00 | 0.00 | 0.00 | 250,000.00 |
| World Health Organization
20 Avenue Appia
CH-1211
Geneva, 27 Switzerland | | | | | | |
| for a meeting of its Stop TB Initiative coordinating board at the Bellagio Study and Conference Center | 11,121.00 | 0.00 | 0.00 | 11,121.00 | 0.00 | 0.00 |
| for activities, in collaboration with partners in sub-Saharan Africa, to develop syndromic guidelines for common adult outpatient conditions in areas of high HIV prevalence | 0.00 | 300,000.00 | 150,000.00 | 0.00 | 0.00 | 150,000.00 |
| for use by its Country Office in Cambodia to continue to provide technical assistance to government and non-governmental organizations involved in tobacco control in Cambodia | 321,485.00 | 0.00 | 166,958.00 | 0.00 | 0.00 | 154,527.00 |
| for use by its Department of Essential Drugs and Medicines Policy toward the costs of a project on issues of pharmaceutical procurement and patents affecting access to medicines for AIDS, TB and malaria, especially in developing countries | 0.00 | 198,880.00 | 178,540.00 | 0.00 | 0.00 | 20,340.00 |
| for use by its department of Research Policy and Cooperation to develop a process for promoting biotechnology applications to improve health in developing countries | 0.00 | 0.00 | -9,445.00 | 9,445.00 | 0.00 | 0.00 |
| for use by its Department of Research Policy and Cooperation, in collaboration with the Journal of Public Health Policy, to provide the recipients of International Health Research Awards opportunities to share and disseminate their findings | 0.00 | 119,890.00 | 0.00 | 0.00 | 0.00 | 119,890.00 |

Statement #12
Page 198 of 302

| PROGRAM
COUNTRY
US STATE
Grantee Name(s) - Person(s) or Institution(s)
Purpose | UNEXPENDED
BALANCE
AS OF
01-Jan-2003 | APPROVED
IN 2003 | NET
EXPENDITURES
AS OF
Dec-2003 | LAPSES
(incl. canc's
& recens)
IN 2003 | REVERSIONS
(Incl. canc's
& recens)
IN 2003 | UNEXPENDED
BALANCE
AS OF
Dec-2003 |
|---|---|---------------------|--|---|---|--|
| ===== | | | | | | |
| HEALTH EQUITY | | | | | | |
| SWITZERLAND | | | | | | |
| World Health Organization | | | | | | |
| for use by its Initiative for Vaccine Research for activities of the Global Alliance for Vaccines and Immunization's research and development task force | 0.00 | 0.00 | -12,377.00 | 0.00 | 0.00 | 12,377.00 |
| for use by its Initiative for Vaccine Research toward the costs of research projects on new vaccine delivery and stabilization technologies | 0.00 | 113,000.00 | 113,000.00 | 0.00 | 0.00 | 0.00 |
| for use by its Special Programme for Research and Training in Tropical Diseases toward the costs of a planning group on Improved diagnostics for sexually-transmitted infections | 0.00 | 25,000.00 | 25,000.00 | 0.00 | 0.00 | 0.00 |
| for use by its Western Pacific Regional Office, in collaboration with the Mekong Basin Disease Surveillance project and the University of the Philippines, to develop an electronic disease reporting system for the Greater Mekong Sub-region | 12,430.00 | 0.00 | 0.00 | 0.00 | 0.00 | 12,430.00 |
| to enable its Department of Health Service Provision to prepare a paper on the health workforce and the expansion of anti-retroviral treatments in resource-poor settings, for presentation at a meeting in Zambia, November 2003 | 0.00 | 60,000.00 | 60,000.00 | 0.00 | 0.00 | 0.00 |
| to enable its Department of HIV/AIDS, in collaboration with UNAIDS, to convene a meeting on the technical and procedural dimensions of scaling-up the provision of anti-retroviral treatment in resource-poor settings in developing countries, to be held in Lusaka, Zambia, November 2003 | 0.00 | 200,000.00 | 200,000.00 | 0.00 | 0.00 | 0.00 |
| to work with developing-country institutions to strengthen national research facilities, build local research networks and develop indicators to assess the performance of health research systems | 114,942.00 | 0.00 | 0.00 | 0.00 | 0.00 | 114,942.00 |
| toward the costs of a collaboration with regional networks in sub-Saharan Africa and Southeast Asia to strengthen cross-border disease surveillance and response | 0.00 | 250,000.00 | 0.00 | 0.00 | 0.00 | 250,000.00 |
| TANZANIA | | | | | | |
| Commonwealth Regional Health Community Secretanat for East, Central, and Southern Africa
7th Floor, Serengeti Wing
Arusha International Conference Center
P O Box 1009
Arusha, Tanzania | | | | | | |
| for a regional capacity-building workshop for officers of health and finance ministries of sub-Saharan African countries to strengthen the development and implementation of the health component of the poverty reduction strategy papers prepared in the context of debt relief | 0.00 | 0.00 | -7,843.00 | 7,843.00 | 0.00 | 0.00 |
| in support of a meeting of health and finance ministers to discuss priority issues that relate to increasing government financing of HIV/AIDS prevention and control programs in east, central and southern Africa | 2,787.00 | 0.00 | -9,160.00 | 11,947.00 | 0.00 | 0.00 |

THE ROCKEFELLER FOUNDATION
Identification Number 13-1659629
GRANTS AND EXPENDITURES REPORT

Statement #12
Page 199 of 302

| PROGRAM
COUNTRY
US STATE
Grantee Name(s) - Person(s) or Institution(s)
Purpose | UNEXPENDED
BALANCE
AS OF
01-Jan-2003 | APPROVED
IN 2003 | NET
EXPENDITURES
AS OF
Dec-2003 | LAPSES
(incl. cancels
& recs) | REVERSIONS
(incl. cancels
& recs) | UNEXPENDED
BALANCE
AS OF
Dec-2003 |
|--|---|---------------------|--|-------------------------------------|---|--|
| ===== | ===== | ===== | ===== | ===== | ===== | ===== |
| HEALTH EQUITY | | | | | | |
| TANZANIA | | | | | | |
| East African Community
AICC Building
Kilimanjaro Wing, 5th floor
P O Box 1096
Arusha, Tanzania | | | | | | |
| toward the costs of its East African Integrated Disease Surveillance Network, which is building a regional platform for infectious disease surveillance and response | 0.00 | 406,760.00 | 165,532.00 | 0.00 | 0.00 | 241,228.00 |
| National Institute for Medical Research
Ocean Road
P O Box 9653
Dar es Salaam, Tanzania | | | | | | |
| in support of its work to analyze the impact of health sector reform policies from an equity perspective and provide evidence-based recommendations for the development of efficient, equitable policy options for the Tanzanian health system | 0.00 | 95,700.00 | 0.00 | 0.00 | 0.00 | 95,700.00 |
| THAILAND | | | | | | |
| Action on Smoking and Health Foundation
36/6 Soi Pradipat 10
Pradipat Road, Samsen Nai
Phayathai
Bangkok, 10400 Thailand | | | | | | |
| for activities related to the development of the Southeast Asian Tobacco Control Alliance, a collaborative regional tobacco control network | 42,579.00 | 0.00 | 0.00 | 0.00 | 0.00 | 42,579.00 |
| AIDS ACCESS Foundation
48/282 Center Place
Ramkhamhaeng Road
Sapan Soong
Bangkok, 10240 Thailand | | | | | | |
| for the production and dissemination of films by young media professionals on sexuality and safe sex in the context of HIV/AIDS prevention in Thailand | 0.00 | 82,700.00 | 67,700.00 | 0.00 | 0.00 | 15,000.00 |
| AIDS Network Development Foundation
145/1 Snpoom Rd
Muang District
Chiang Mai, 50200 Thailand | | | | | | |
| to develop, analyze and document appropriate interventions for addressing HIV/AIDS vulnerability among minority, ethnic populations in six provinces in the upper north of Thailand | 48,690.00 | 0.00 | 48,690.00 | 0.00 | 0.00 | 0.00 |

Statement #12
Page 200 of 302

| PROGRAM
COUNTRY
US STATE
Grantee Name(s) - Person(s) or Institution(s)
Purpose | UNEXPENDED
BALANCE
AS OF
01-Jan-2003 | APPROVED
IN 2003 | NET
EXPENDITURES
AS OF
Dec-2003 | LAPSES
(incl. cancels
& recensions)
IN 2003 | REVERSIONS
(incl. cancels
& recensions)
IN 2003 | UNEXPENDED
BALANCE
AS OF
Dec-2003 |
|--|---|---------------------|--|--|--|--|
| ===== | ===== | ===== | ===== | ===== | ===== | ===== |
| HEALTH EQUITY | | | | | | |
| THAILAND | | | | | | |
|
Chiang Mai University
239 Huay Kaew Road
Muang District
Chiang Mai, 50200 Thailand | | | | | | |
| for use by its Women's Studies Center for a series of fora and publications on gender, sexuality and reproductive health in the Mekong region, and master's degree fellowships in gender studies for two students from the Lao People's Democratic Republic | 40,800.00 | 0.00 | 0.00 | 0.00 | 0.00 | 40,800.00 |
|
for use by its Women's Studies Center for master's degree scholarships in gender studies for students from the Lao People's Democratic Republic through a newly established Lao-Thai Scholarship Program on Gender Equity and Health | 0.00 | 155,270.00 | 34,180.00 | 0.00 | 0.00 | 121,090.00 |
|
Health Systems Research Institute
c/o Bldg. of Mental Health Department
Tiwanon Road
Nonthaburi, 11000 Thailand | | | | | | |
| toward the costs of documenting and strengthening the role of civil society in decision-making about health sector reform in Thailand | 102,300.00 | 0.00 | 102,300.00 | 0.00 | 0.00 | 0.00 |
|
Mahidol University
25/25 Puthamolithol Sai 4
Salaya
Nakornprathom, 73170 Thailand | | | | | | |
| for use by its Center for Health Policy Studies to hold, in collaboration with other leading institutions in the region, a regional course on sexuality in Southeast Asia that will address specific regional gender-sensitive issues | 0.00 | 245,130.00 | 130,980.00 | 0.00 | 0.00 | 114,150.00 |
|
for use by its Faculty of Social Sciences and Humanities to enable five students from Cambodia, Lao PDR, and Myanmar to study for a master's degree in a program that focuses on gender, sexuality and reproductive health, and toward the costs of a national conference on these subjects to be held in Thailand, April 2003 | 50,000.00 | 0.00 | 0.00 | 0.00 | 0.00 | 50,000.00 |
|
for use by its Faculty of Social Sciences and Humanities to enable fourteen students from Cambodia, Lao PDR and Myanmar to study for a master's degree in a program that focuses on gender, sexuality and reproductive health | 0.00 | 300,000.00 | 141,495.00 | 0.00 | 0.00 | 158,505.00 |
|
Ministry of Public Health, Thailand
Tiwanond Road
Nonthaburi, 11000 Thailand | | | | | | |
| for use by its Field Epidemiology Training Program to coordinate the Mekong Basin Disease Surveillance project | 0.00 | 278,180.00 | 44,180.00 | 0.00 | 0.00 | 234,000.00 |

THE ROCKEFELLER FOUNDATION
Identification Number 13-1659629
GRANTS AND EXPENDITURES REPORT

Statement #12
Page 201 of 302

| PROGRAM
COUNTRY
US STATE
Grantee Name(s) - Person(s) or Institution(s)
Purpose | UNEXPENDED
BALANCE
AS OF
01-Jan-2003 | APPROVED
IN 2003 | NET
EXPENDITURES
AS OF
Dec-2003 | LAPSES
(incl. cancels
& recens)
IN 2003 | REVERSIONS
(incl. cancels
& recens)
IN 2003 | UNEXPENDED
BALANCE
AS OF
Dec-2003 |
|--|---|---------------------|--|--|--|--|
| ===== | ===== | ===== | ===== | ===== | ===== | ===== |
| HEALTH EQUITY | | | | | | |
| THAILAND | | | | | | |
|
Ministry of Public Health, Thailand
for use by Its Field Epidemiology Training Program toward the costs of a meeting related to the startup of a
Mekong Basin Disease Surveillance network | 0.00 | 0.00 | -2,546.69 | 2,546.69 | 0.00 | 0.00 |
|
Prince of Songkla University
P O Box 102
Hat Yai, 90110 Thailand

for use by Its Epidemiology Unit, in collaboration with regional partners, to assess the need for training in
cross-border health in the Greater Mekong Sub-region | 0.00 | 91,300.00 | 91,300.00 | 0.00 | 0.00 | 0.00 |
|
Raks Thai Foundation
185-187 Phaholyothin Soi 11
Samsennai, Phayathai
Bangkok, 10400 Thailand

for use by Its Chiang Mai chapter to develop a model of comprehensive care that includes sexual and
reproductive health education for HIV-affected women in northern Thailand | 40,530.00 | 0.00 | 40,530.00 | 0.00 | 0.00 | 0.00 |
|
Southeast Asian Ministers of Education Organization
Tropmed Central Office
420/6 Rajvithi Road
Bangkok, 10400 Thailand

for use by Its Regional Tropical Medicine and Public Health Network for activities related to research capacity
development for provincial/district health officers in the Mekong Region | 35,000.00 | 0.00 | 35,000.00 | 0.00 | 0.00 | 0.00 |
|
for use by Its Regional Tropical Medicine and Public Health Network to explore the potential for using
Geographic Information Systems to inform disease prevention and control programs in the Greater Mekong
Sub-region | 0.00 | 99,225.00 | 0.00 | 0.00 | 0.00 | 99,225.00 |
|
Thai Health Promotion Foundation
979/116-120 S M Tower Floor 34
Paholyothin Road
Samsen Nai, Payathai
Bangkok, 10400 Thailand

for a small-grants program to support research on surveillance and the economics of tobacco in Southeast Asia | 272,060.00 | 0.00 | 0.00 | 0.00 | 0.00 | 272,060.00 |
|
to enable it to serve as the hub for Southeast Asian Tobacco Control Alliance activities, continue its regional
collaborative tobacco control research program and create an ASEAN fellowship program for this field | 0.00 | 1,318,760.00 | 145,740.00 | 0.00 | 0.00 | 1,173,020.00 |

THE ROCKEFELLER FOUNDATION
Identification Number 13-1659629
GRANTS AND EXPENDITURES REPORT

Statement #12
Page 202 of 302

| PROGRAM
COUNTRY
US STATE
Grantee Name(s) - Person(s) or Institution(s)
Purpose | UNEXPENDED
BALANCE
AS OF
01-Jan-2003 | APPROVED
IN 2003 | NET
EXPENDITURES
AS OF
Dec-2003 | LAPSES
(incl. canc
& recens)
IN 2003 | REVERSIONS
(incl. canc
& recens)
IN 2003 | UNEXPENDED
BALANCE
AS OF
Dec-2003 |
|---|---|---------------------|--|---|---|--|
| ===== | ===== | ===== | ===== | ===== | ===== | ===== |
| HEALTH EQUITY | | | | | | |
| THAILAND | | | | | | |
| Women's Health Advocacy Foundation
37 Soi 15
New Petchburi Road
Phya Thai
Bangkok, 10400 Thailand | | | | | | |
| to raise media professionals' awareness of gender issues in sexual and reproductive health, and foster use of a gender-sensitive approach in reporting news related to reproductive and sexual health issues | 0.00 | 92,120.00 | 21,295.00 | 0.00 | 0.00 | 70,825.00 |
| UGANDA | | | | | | |
| Joint Clinical Research Centre
Butikiro House
Plot No 893 Ring Road
Mengo
P O Box 10005
Kampala, Uganda | | | | | | |
| for its continued participation in a multicenter clinical trial organized by the Medical Research Council, United Kingdom, to assess the safety and effectiveness of two strategies for the use of anti-retroviral drugs against HIV/AIDS in sub-Saharan Africa | 0.00 | 485,000.00 | 242,500.00 | 0.00 | 0.00 | 242,500.00 |
| for its participation in a multicenter clinical trial organized by the Medical Research Council, London, to assess the safety and effectiveness of two strategies for the use of anti-retroviral drugs against HIV/AIDS in sub-Saharan Africa | 351,890.00 | 0.00 | 351,890.00 | 0.00 | 0.00 | 0.00 |
| toward the cost of its African Dialogue on AIDS Care program that promotes research on HIV/AIDS care and treatment in sub-Saharan Africa | 539,695.00 | 0.00 | 367,275.00 | 0.00 | 0.00 | 172,420.00 |
| Makerere University
P O Box 7062
Kampala, Uganda | | | | | | |
| for use by its College of Health Sciences to improve and expand its master's in medicine degree program | 0.00 | 316,575.00 | 0.00 | 0.00 | 0.00 | 316,575.00 |
| for use by its Institute of Public Health for activities related to a collaborative study on equity in health in Uganda, as part of the Equity Gauge Initiative | 128,200.00 | 0.00 | 0.00 | 0.00 | 0.00 | 128,200.00 |
| for use by its Institute of Public Health to develop a policy tool to facilitate equity-oriented health care financing reform in Uganda | 0.00 | 100,000.00 | 30,250.00 | 0.00 | 0.00 | 69,750.00 |
| for use by its Institute of Public Health toward the costs of developing and implementing a master's degree program in public health using distance learning | 0.00 | 321,850.00 | 0.00 | 0.00 | 0.00 | 321,850.00 |

THE ROCKEFELLER FOUNDATION
Identification Number 13-1659629
GRANTS AND EXPENDITURES REPORT

Statement #12
Page 203 of 302

| PROGRAM
COUNTRY
US STATE
Grantee Name(s) - Person(s) or Institution(s)
Purpose | UNEXPENDED
BALANCE
AS OF
01-Jan-2003 | APPROVED
IN 2003 | NET
EXPENDITURES
AS OF
Dec-2003 | LAPSES
(Incl. cancels
& recens)
IN 2003 | REVERSIONS
(Incl. cancels
& recens)
IN 2003 | UNEXPENDED
BALANCE
AS OF
Dec-2003 |
|---|---|---------------------|--|--|--|--|
| ----- | ----- | ----- | ----- | ----- | ----- | ----- |
| HEALTH EQUITY | | | | | | |
| UGANDA | | | | | | |
| Makerere University
toward the costs of transforming its Faculty of Medicine into a College of Health Sciences by introducing
innovations in teaching and learning, establishing a unit for continuing education, enhancing coordination and
resource mobilization, and establishing a process for cost-based financing | 0.00 | 241,575.00 | 150,000.00 | 0.00 | 0.00 | 91,575.00 |
| UNITED KINGDOM | | | | | | |
| Centre for the Management of IP in Health R & D
Oxford Centre for Innovation
Mill Street
Oxford, OX2 0JX United Kingdom

in general support of its efforts to help the international public health sector manage intellectual property in
health research and development, and thereby improve access to health technologies for poor people in
developing countries | 1,500,000.00 | 0.00 | 500,000.00 | 0.00 | 0.00 | 1,000,000.00 |
| VIETNAM | | | | | | |
| Consultation of Investment in Health Promotion
108 A12 Alley 4/15 Phuong Mai Street
Hanoi, Vietnam

to enhance the capacity of local researchers to analyze, publish and disseminate research findings on gender,
sexuality and sexual health in Vietnam | 0.00 | 259,970.00 | 57,084.00 | 0.00 | 0.00 | 202,886.00 |
| to study the links between gender, sexuality and reproductive health in northern Vietnam | 41,215.00 | 0.00 | 41,215.00 | 0.00 | 0.00 | 0.00 |
| Hanoi School of Public Health
138 Giang Vo, Ba Dinh
Hanoi, Vietnam

for transitional funding of its Public Health Schools Without Walls program | 45,000.00 | 0.00 | 15,000.00 | 0.00 | 0.00 | 30,000.00 |
| Ministry of Health, Vietnam
138A Giang vo Str
Hanoi, Vietnam

for use by its Health Policy Unit for a collaborative study between China and Vietnam that examines alternative
approaches of health care financing to ensure equitable access to health care for the rural poor | 100,000.00 | 0.00 | 100,000.00 | 0.00 | 0.00 | 0.00 |
| for use by its Vietnam Committee on Smoking and Health to expand its communications project aimed at
decreasing the exposure of women and children to secondhand smoke at home | 0.00 | 300,000.00 | 0.00 | 0.00 | 0.00 | 300,000.00 |

THE ROCKEFELLER FOUNDATION
Identification Number 13-1659629
GRANTS AND EXPENDITURES REPORT

Statement #12
Page 204 of 302

| PROGRAM
COUNTRY
US STATE
Grantee Name(s) - Person(s) or Institution(s)
Purpose | UNEXPENDED
BALANCE
AS OF
01-Jan-2003 | APPROVED
IN 2003 | NET
EXPENDITURES
AS OF
Dec-2003 | LAPSES
(incl. canc
& recens)
IN 2003 | REVERSIONS
(incl. canc
& recens)
IN 2003 | UNEXPENDED
BALANCE
AS OF
Dec-2003 |
|--|---|---------------------|--|---|---|--|
| ----- | ----- | ----- | ----- | ----- | ----- | ----- |
| HEALTH EQUITY | | | | | | |
| ZAMBIA | | | | | | |
| Centre for Health, Science and Social Research
P O Box 320168
Woodlands
Lusaka, Zambia | | | | | | |
| for continued support of research to strengthen cross-border disease prevention, control and surveillance programs in southern Africa | 0.00 | 99,960.00 | 26,915.00 | 0.00 | 0.00 | 73,045.00 |
| ZIMBABWE | | | | | | |
| Biomedical Research and Training Institute
P O Box CY 1753, Causeway
Harare, Zimbabwe | | | | | | |
| to assess the risk of tuberculosis infection among nurses, and the causes of chronic cough among patients attending health care clinics in Harare, Zimbabwe | 74,805.00 | 0.00 | 46,205.00 | 0.00 | 0.00 | 28,600.00 |
| Training and Research Support Centre
47 Van Praagh Avenue
Milton Park
Harare, Zimbabwe | | | | | | |
| toward the costs of the planning and implementation of a regional conference on equity in health in Southern Africa | 0.00 | 127,000.00 | 75,000.00 | 0.00 | 0.00 | 52,000.00 |
| University of Zimbabwe
P.O Box MP 167
Mount Pleasant
Harare, Zimbabwe | | | | | | |
| for the continued participation of its Parirenyatwa Hospital in a multicenter clinical trial organized by the Medical Research Council, London, to assess the safety and effectiveness of two strategies for the use of anti-retroviral drugs against HIV/AIDS in sub-Saharan Africa | 0.00 | 180,000.00 | 180,000.00 | 0.00 | 0.00 | 0.00 |
| for the participation of its Parirenyatwa Hospital in a multicenter clinical trial organized by the Medical Research Council, London, to assess the safety and effectiveness of two strategies for the use of anti-retroviral drugs against HIV/AIDS in sub-Saharan Africa | 627,934.96 | 0.00 | 627,934.96 | 0.00 | 0.00 | 0.00 |
| for use by its Department of Community Health for transitional funding for its Public Health Schools Without Walls program | 224,501.00 | 0.00 | 100,000.00 | 0.00 | 0.00 | 124,501.00 |

THE ROCKEFELLER FOUNDATION
Identification Number 13-1659629
GRANTS AND EXPENDITURES REPORT

Statement #12
Page 205 of 302

| PROGRAM
COUNTRY
US STATE
Grantee Name(s) - Person(s) or Institution(s)
Purpose | UNEXPENDED
BALANCE
AS OF
01-Jan-2003 | APPROVED
IN 2003 | NET
EXPENDITURES
AS OF
Dec-2003 | LAPSES
(incl. canc
& recens)
IN 2003 | REVERSIONS
(incl. canc
& recens)
IN 2003 | UNEXPENDED
BALANCE
AS OF
Dec-2003 |
|---|---|---------------------|--|---|---|--|
| ===== | ===== | ===== | ===== | ===== | ===== | ===== |
| HEALTH EQUITY | | | | | | |
| UNITED STATES | | | | | | |
|
PATH (Program for Appropriate Technology in Health)
1800 K Street, NW
Suite 800
for a meeting and the publication of a report on new and under-utilized technologies to reduce maternal mortality
in developing countries, to be held at the Bellagio Study and Conference Center in 2003 | 24,210.00 | 0.00 | 24,210.00 | 0.00 | 0.00 | 0.00 |
|
CALIFORNIA
Clarity Educational Productions, Inc
2600 Tenth Street, Suite 412
Berkeley, California 94710 | | | | | | |
| toward the costs of producing a documentary film on the global impact of Cuba's South-South cooperation in
medicine and public health | 0.00 | 75,000.00 | 75,000.00 | 0.00 | 0.00 | 0.00 |
|
Global Strategies for HIV Prevention
104 Dominican Drive
San Rafael, California 94901 | | | | | | |
| toward the costs of updating and expanding the distribution of a CD-ROM on the resources available for the
prevention and treatment of HIV in women and children in developing countries | 0.00 | 30,000.00 | 30,000.00 | 0.00 | 0.00 | 0.00 |
|
Pacific Institute for Women's Health
3450 Wilshire Boulevard, Suite 1000
Los Angeles, California 90010 | | | | | | |
| to provide technical assistance to the Burkina Faso Association for Family Well-Being, which is testing the
effects of a project designed to improve the reproductive health of young people in the Ouahigouya zone of
Burkina Faso | 0.00 | 84,900.00 | 40,560.00 | 0.00 | 0.00 | 44,340.00 |
|
Stanford University
Stanford, California 94305 | | | | | | |
| to enable its Division of Infectious Diseases to collaborate with the University of Zimbabwe's AIDS prevention
project | 0.00 | 99,060.00 | 48,913.00 | 0.00 | 0.00 | 50,147.00 |
|
University of California, Berkeley
200 California Hall
Berkeley, California 94720 | | | | | | |
| for a study of a Kenyan model of "social franchising" designed to improve health service delivery to the poor | 0.00 | 13,650.00 | 13,650.00 | 0.00 | 0.00 | 0.00 |

THE ROCKEFELLER FOUNDATION
Identification Number 13-1659629
GRANTS AND EXPENDITURES REPORT

Statement #12
Page 206 of 302

| PROGRAM
COUNTRY
US STATE
Grantee Name(s) - Person(s) or Institution(s)
Purpose | UNEXPENDED
BALANCE
AS OF
01-Jan-2003 | APPROVED
IN 2003 | NET
EXPENDITURES
AS OF
Dec-2003 | LAPSES
(incl. cancels
& recens)
IN 2003 | REVERSIONS
(incl. cancels
& recens)
IN 2003 | UNEXPENDED
BALANCE
AS OF
Dec-2003 |
|--|---|---------------------|--|--|--|--|
| ----- | ----- | ----- | ----- | ----- | ----- | ----- |
| HEALTH EQUITY | | | | | | |
| UNITED STATES | | | | | | |
| CALIFORNIA | | | | | | |
| University of California, San Francisco
3rd and Parnassus Avenues
San Francisco, California 94143 | | | | | | |
| for use by its Department of Medicine for a project undertaken in collaboration with the World Health Organization to develop evidence-based syndromic guidelines for the treatment of common adolescent and adult outpatient conditions in areas of high HIV prevalence in sub-Saharan Africa | 54,000.00 | 0.00 | 54,000.00 | 0.00 | 0.00 | 0.00 |
| COLORADO | | | | | | |
| International Development Enterprises
10403 West Colfax Avenue, Suite 500
Lakewood, Colorado 80215 | | | | | | |
| toward the costs of a project that will improve the capacity of its Vietnamese partners to undertake a social marketing tobacco control program | 176,000.00 | 0.00 | 70,200.00 | 0.00 | 0.00 | 105,800.00 |
| WASHINGTON, DC | | | | | | |
| American Public Health Association
8001 I Street, N W
Washington, DC | | | | | | |
| for the publication of a booklet on the history of international health at the American Public Health Association | 0.00 | 15,000.00 | 15,000.00 | 0.00 | 0.00 | 0.00 |
| Essential Information, Inc
P.O. Box 19405
Washington, DC 20036 | | | | | | |
| for use by its Consumer Project on Technology for core support and for a project to provide technical assistance on compulsory licensing for patented medical technologies in developing countries | 450,000.00 | 0.00 | 234,500.00 | 0.00 | 0.00 | 215,500.00 |
| for use by its Consumer Project on Technology toward the costs of a meeting, one in a series of Frati global dialogues on intellectual property, to be held at the Bellagio Study and Conference Center, Italy, September 23-28, 2003, and related activities on intellectual property and health research and development | 0.00 | 75,000.00 | 75,000.00 | 0.00 | 0.00 | 0.00 |
| to expand its activities related to North-South non-governmental partnerships for tobacco control | 100,000.00 | 0.00 | 0.00 | 0.00 | 0.00 | 100,000.00 |
| to expand its North-South global partnerships program for tobacco control in developing countries | 0.00 | 250,000.00 | 50,000.00 | 0.00 | 0.00 | 200,000.00 |

THE ROCKEFELLER FOUNDATION
Identification Number 13-1659629
GRANTS AND EXPENDITURES REPORT

Statement #12
Page 207 of 302

| PROGRAM
COUNTRY
US STATE
Grantee Name(s) - Person(s) or Institution(s)
Purpose | UNEXPENDED
BALANCE
AS OF
01-Jan-2003 | APPROVED
IN 2003 | NET
EXPENDITURES
AS OF
Dec-2003 | LAPSES
(incl. canc
& recens)
IN 2003 | REVERSIONS
(incl. canc
& recens)
IN 2003 | UNEXPENDED
BALANCE
AS OF
Dec-2003 |
|---|---|---------------------|--|---|---|--|
| ===== | ===== | ===== | ===== | ===== | ===== | ===== |
| HEALTH EQUITY | | | | | | |
| UNITED STATES | | | | | | |
| WASHINGTON, DC | | | | | | |
| George Washington University
2121 Eye Street, N W
Washington, DC 20052 | | | | | | |
| for use by its Forum for Collaborative HIV Research toward the costs of a project to facilitate the transfer of monitoring and diagnostic technologies for the management of HIV/AIDS anti-retroviral therapy to developing countries | 0.00 | 0.00 | -50.84 | 50.84 | 0.00 | 0.00 |
|
Global AIDS Alliance
1225 Connecticut Avenue, N W
Suite 401
Washington, DC 20036 | | | | | | |
| for general support of its efforts to stem the AIDS epidemic in Africa | 0.00 | 50,000.00 | 50,000.00 | 0.00 | 0.00 | 0.00 |
|
Grantmakers in Health
1100 Connecticut Avenue, NW
Suite 1200
Washington, DC 20036 | | | | | | |
| for general support of its efforts to communicate information and generate knowledge about health issues - and, in particular, global health issues - to help grantmakers develop effective grantmaking strategies | 30,000.00 | 0.00 | 15,000.00 | 0.00 | 0.00 | 15,000.00 |
|
International Center for Research on Women
1717 Massachusetts Avenue, N W
Suite 302
Washington, DC 20036 | | | | | | |
| to complete a project undertaken in collaboration with a group of five non-governmental organizations in India conducting community-based research on adolescent sexuality and reproductive health | 636,450.00 | 0.00 | 54,212.00 | 0.00 | 0.00 | 582,238.00 |
|
Pan American Health Organization
Regional Office of the World Health Organization
525 Twenty-Third Street, N W
Washington, DC 20037-2895 | | | | | | |
| for use by its Division of Health and Human Development in support of two equity in health workshops in Cuernavaca, Mexico, June 2001 | 0.00 | 0.00 | -9,194.92 | 9,194.92 | 0.00 | 0.00 |
|
toward the costs of the capacity building component of its health equity initiative, and toward regional level activities to identify and redress gender inequities in health sector reform policies | 164,000.00 | 0.00 | 164,000.00 | 0.00 | 0.00 | 0.00 |

Statement #12
Page 208 of 302

| PROGRAM
COUNTRY
US STATE
Grantee Name(s) - Person(s) or Institution(s)
Purpose | UNEXPENDED
BALANCE
AS OF
01-Jan-2003 | APPROVED
IN 2003 | NET
EXPENDITURES
AS OF
Dec-2003 | LAPSES
(incl. canc
& recens)
IN 2003 | REVERSIONS
(incl. canc
& recens)
IN 2003 | UNEXPENDED
BALANCE
AS OF
Dec-2003 |
|---|---|---------------------|--|---|---|--|
| HEALTH EQUITY | | | | | | |
| UNITED STATES | | | | | | |
| WASHINGTON, DC | | | | | | |
| The World Bank | | | | | | |
| 1818 H Street, N W | | | | | | |
| Washington, DC 20433 | | | | | | |
| for use by its Division of Population, Health and Nutrition to supplement an earlier grant in support of a collaborative project to improve the population, health and nutrition outcomes of the poor | 89,400.00 | 0.00 | 89,400.00 | 0.00 | 0.00 | 0.00 |
| ILLINOIS | | | | | | |
| University of Illinois at Chicago | | | | | | |
| Chicago, Illinois 60612 | | | | | | |
| for use by its Health Research and Policy Centers toward the costs of a research and technical assistance program on the economics of tobacco use and control in Southeast Asia | 252,287.00 | 0.00 | 0.00 | 0.00 | 0.00 | 252,287.00 |
| MARYLAND | | | | | | |
| Adventist Development and Relief Agency International | | | | | | |
| 12501 Old Columbia Pike | | | | | | |
| Silver Spring, Maryland 20904 | | | | | | |
| for use by its Cambodia office for continuation of the Smoke-Free Buddhist Monks project and for its expansion into the community and to additional provinces | 0.00 | 328,010.00 | 114,414.00 | 0.00 | 0.00 | 213,596.00 |
| Funders Network on Population, Reproductive Health and Rights, Inc | | | | | | |
| 6 Grant Avenue | | | | | | |
| Takoma Park, Maryland 20912 | | | | | | |
| for general support of the Network's aim of enhancing the quality of work of grantmakers concerned about population, and sexual and reproductive health | 0.00 | 50,000.00 | 17,000.00 | 0.00 | 0.00 | 33,000.00 |
| Henry M Jackson Foundation for the Advancement of Military Medicine | | | | | | |
| 1401 Rockville Pike, Suite 600 | | | | | | |
| Rockville, Maryland 20852 | | | | | | |
| toward the costs of a workshop on the molecular basis of cell entry and the pathogenesis of dengue virus, to be held in Vienna, Austria, June 2003 | 0.00 | 60,000.00 | 60,000.00 | 0.00 | 0.00 | 0.00 |
| International Partnership for Microbicides, Inc | | | | | | |
| 1010 Wayne Avenue | | | | | | |
| Suite 510 | | | | | | |
| Silver Sprng, Maryland 20910 | | | | | | |
| for general support of its efforts to accelerate the development and introduction of new products, controlled by women, that reduce HIV transmission | 0.00 | 4,500,000.00 | 2,250,000.00 | 0.00 | 0.00 | 2,250,000.00 |
| for projects that further the development and introduction of new products, controlled by women, that reduce HIV transmission | 0.00 | 1,763,944.00 | 1,763,944.00 | 0.00 | 0.00 | 0.00 |

THE ROCKEFELLER FOUNDATION
Identification Number 13-1659629
GRANTS AND EXPENDITURES REPORT

Statement #12
Page 209 of 302

| PROGRAM
COUNTRY
US STATE
Grantee Name(s) - Person(s) or Institution(s)
Purpose | UNEXPENDED
BALANCE
AS OF
01-Jan-2003 | APPROVED
IN 2003 | NET
EXPENDITURES
AS OF
Dec-2003 | LAPSES
(incl. cancels
& recens)
IN 2003 | REVERSIONS
(incl. cancels
& recens)
IN 2003 | UNEXPENDED
BALANCE
AS OF
Dec-2003 |
|--|---|---------------------|--|--|--|--|
| ===== | ===== | ===== | ===== | ===== | ===== | ===== |
| HEALTH EQUITY | | | | | | |
| UNITED STATES | | | | | | |
| MARYLAND | | | | | | |
| Johns Hopkins University
3400 North Charles Street
Baltimore, Maryland 21218 | | | | | | |
| for use by the Institute for Global Tobacco Control in its Bloomberg School of Public Health toward the costs of a training and technical assistance program on tobacco control epidemiology and surveillance in Southeast Asia | 194,935.00 | 0.00 | 0.00 | 0.00 | 0.00 | 194,935.00 |
| The Foundation for the National Institutes of Health, Inc
1 Cloister Court
Suite 152
Bethesda, Maryland 20814-1460 | | | | | | |
| toward the costs of publishing a supplement to the American Journal of Tropical Medicine and Hygiene entitled: "The Intolerable Burden of Malaria: What's New, What's Needed" | 0.00 | 25,000.00 | 25,000.00 | 0.00 | 0.00 | 0.00 |
| MASSACHUSETTS | | | | | | |
| Harvard University
Massachusetts Hall
Cambridge, Massachusetts 02138 | | | | | | |
| for use by its John F. Kennedy School of Government toward the costs of a conference on business risks and appropriate responses in connection with the HIV/AIDS epidemic in sub-Saharan Africa and Asia, to be held in Massachusetts, November 2002 | 20,000.00 | 0.00 | 0.00 | 0.00 | 0.00 | 20,000.00 |
| for use by its medical school toward the costs of a meeting on expanding AIDS treatment and care in resource-poor settings, to be held in Cange, Haiti, April 2003 | 0.00 | 74,480.00 | 74,480.00 | 0.00 | 0.00 | 0.00 |
| for use by its School of Public Health for an economic study, in collaboration with the University of California, Berkeley, on the linkage between smoking and poverty in China | 0.00 | 0.00 | -2,219.91 | 2,219.91 | 0.00 | 0.00 |
| for use by its School of Public Health, in collaboration with the Kilimanjaro Christian Medical Center, for a pilot project to assess the feasibility of implementing HIV interventions among bar and hotel workers in northern Tanzania | 54,040.00 | 0.00 | 54,040.00 | 0.00 | 0.00 | 0.00 |
| International Society for Infectious Diseases, Inc
181 Longwood Avenue
Boston, Massachusetts 02115-5804 | | | | | | |
| for use by its Program for Monitoring Emerging Diseases to collaborate with regional disease surveillance networks in Africa and Southeast Asia to improve reporting of disease outbreaks | 0.00 | 209,190.00 | 0.00 | 0.00 | 0.00 | 209,190.00 |
| for use by its Program for Monitoring Emerging Diseases toward the costs of the planning phase of a project to foster a collaboration with the regional disease surveillance networks in Africa and Southeast Asia to improve reporting of disease outbreaks | 30,000.00 | 0.00 | 0.00 | 0.00 | 0.00 | 30,000.00 |

THE ROCKEFELLER FOUNDATION
Identification Number 13-1659629
GRANTS AND EXPENDITURES REPORT

Statement #12
Page 210 of 302

| PROGRAM
COUNTRY
US STATE
Grantee Name(s) - Person(s) or Institution(s)
Purpose | UNEXPENDED
BALANCE
AS OF
01-Jan-2003 | APPROVED
IN 2003 | NET
EXPENDITURES
AS OF
Dec-2003 | LAPSES
(incl. canc
& recens)
IN 2003 | REVERSIONS
(incl. canc
& recens)
IN 2003 | UNEXPENDED
BALANCE
AS OF
Dec-2003 |
|--|---|---------------------|--|---|---|--|
| ===== | ===== | ===== | ===== | ===== | ===== | ===== |
| HEALTH EQUITY | | | | | | |
| UNITED STATES | | | | | | |
| MASSACHUSETTS | | | | | | |
| Management Sciences for Health, Inc.
165 Allandale Road
Boston, Massachusetts 02130-3400 | | | | | | |
| toward the costs of a project to speed the transfer of technology and improve regional production of long-lasting insecticide-treated anti-malarial bed nets in sub-Saharan Africa | 0.00 | 29,570.00 | 15,000.00 | 0.00 | 0.00 | 14,570.00 |
| Partners in Health
641 Huntington Avenue
Boston, Massachusetts 02115 | | | | | | |
| toward the costs of an informal consultation with global health leaders to assist the transition team of the World Health Organization in strengthening the organization's role in the global health arena, to be held at the Bellagio Study and Conference Center, Italy, April 1-5, 2003 | 0.00 | 130,000.00 | 130,000.00 | 0.00 | 0.00 | 0.00 |
| Trustees of Tufts College
Medford, Massachusetts 02155 | | | | | | |
| toward the costs of a project at its New England Medical Center to help the International Pediatric Association to improve child health and health equity on a global scale | 50,000.00 | 0.00 | 50,000.00 | 0.00 | 0.00 | 0.00 |
| NEW JERSEY | | | | | | |
| Institute for Advanced Study - Louis Bamberger and Mrs. Felix Fuld Foundation
Einstein Drive
Princeton, New Jersey 08540 | | | | | | |
| for the development of a 'Science Corps' and a workshop to reduce barriers between scientific research and the private sector in Mexico, as part of its Millennium Science Initiative | 0.00 | 50,000.00 | 50,000.00 | 0.00 | 0.00 | 0.00 |
| NEW MEXICO | | | | | | |
| Santa Fe Institute
1399 Hyde Park Road
Santa Fe, New Mexico 87501 | | | | | | |
| to enable African scientists from outside South Africa to attend a workshop organized in collaboration with the University of Cape Town on the sciences of complexity in Africa, to be held in Cape Town, January 2005 | 0.00 | 18,000.00 | 0.00 | 0.00 | 0.00 | 18,000.00 |
| NEW YORK | | | | | | |
| Columbia University
202 Low Memorial Library
New York, New York 10027 | | | | | | |
| for use by its Mailman School of Public Health toward the costs of an initiative that builds on existing programs to prevent mother-to-child transmission of HIV by providing treatment for HIV/AIDS to infected mothers and their infected children | 4,000,000.00 | 0.00 | 2,000,000.00 | 0.00 | 0.00 | 2,000,000.00 |

THE ROCKEFELLER FOUNDATION
Identification Number 13-1659629
GRANTS AND EXPENDITURES REPORT

Statement #12
Page 211 of 302

| PROGRAM
COUNTRY
US STATE
Grantee Name(s) - Person(s) or Institution(s)
Purpose | UNEXPENDED
BALANCE
AS OF
01-Jan-2003 | APPROVED
IN 2003 | NET
EXPENDITURES
AS OF
Dec-2003 | LAPSES
(Incl. cancels
& recens)
IN 2003 | REVERSIONS
(Incl. cancels
& recens)
IN 2003 | UNEXPENDED
BALANCE
AS OF
Dec-2003 |
|--|---|---------------------|--|--|--|--|
| ===== | ===== | ===== | ===== | ===== | ===== | ===== |
| HEALTH EQUITY | | | | | | |
| UNITED STATES | | | | | | |
| NEW YORK | | | | | | |
| Columbia University | | | | | | |
| for use by its Mailman School of Public Health toward the costs of an initiative that builds on existing programs to prevent mother-to-child transmission of HIV by providing treatment for HIV/AIDS to infected mothers and their infected children | 0.00 | 4,000,000.00 | 0.00 | 0.00 | 0.00 | 4,000,000.00 |
| for use by its Mailman School of Public Health toward the costs of developing tools and training modules for use in an initiative designed to integrate equity into high-priority health programs in developing countries | 166,580.00 | 0.00 | 166,580.00 | 0.00 | 0.00 | 0.00 |
| Consulado General de Mexico
27 East 39th Street
New York, New York 10017 | | | | | | |
| for the publication and promotion of a health directory for Mexican nationals living in the New York metropolitan area containing information about public health care programs, disease prevention and local community organizations | 0.00 | 10,000.00 | 0.00 | 0.00 | 10,000.00 | 0.00 |
| Human Rights Watch, Inc
350 Fifth Avenue, 34th Floor
New York, New York 10118-3299 | | | | | | |
| for a project concerning gender-related human rights abuses and HIV/AIDS in sub-Saharan Africa | 0.00 | 47,000.00 | 47,000.00 | 0.00 | 0.00 | 0.00 |
| International Trachoma Initiative, Inc.
441 Lexington Avenue
16th Floor
New York, New York 10017-3910 | | | | | | |
| to study the distribution of trachoma in Tanzania and Vietnam using an equity-based analysis, and to implement the lessons learned in order to improve trachoma control in the 13 countries in which the Initiative operates | 0.00 | 300,000.00 | 150,000.00 | 0.00 | 0.00 | 150,000.00 |
| Nature America, Inc
345 Park Avenue South, 10th Fl
New York, New York 10010-1707 | | | | | | |
| for a special issue of the journal, Nature Medicine, on 20 years of HIV science | 0.00 | 25,000.00 | 25,000.00 | 0.00 | 0.00 | 0.00 |
| New York University
70 Washington Square South
12th Floor
New York, New York 10012 | | | | | | |
| for use by its School of Medicine's "Undeveloped Drug Project" to bring biopharmaceuticals of limited market potential to poor people in developing countries | 0.00 | 100,000.00 | 100,000.00 | 0.00 | 0.00 | 0.00 |

Statement #12
Page 212 of 302

| PROGRAM | UNEXPENDED | | NET | LAPSES | REVERSIONS | UNEXPENDED |
|--|--------------|-----------|--------------|-------------|-------------|------------|
| COUNTRY | BALANCE | | EXPENDITURES | (incl. canc | (incl. canc | BALANCE |
| US STATE | AS OF | APPROVED | AS OF | & recens) | & recens) | AS OF |
| Grantee Name(s) - Person(s) or Institution(s) | 01-Jan-2003 | IN 2003 | Dec-2003 | IN 2003 | IN 2003 | Dec-2003 |
| Purpose | | | | | | |
| ===== | ===== | ===== | ===== | ===== | ===== | ===== |
| HEALTH EQUITY | | | | | | |
| UNITED STATES | | | | | | |
| NEW YORK | | | | | | |
| Oxford University Press, Inc. | | | | | | |
| 198 Madison Avenue | | | | | | |
| New York, New York 10016 | | | | | | |
| toward the costs of publishing a book by John Farley entitled: "To Cast Out Disease: A History of the International Health Division of the Rockefeller Foundation (1913-1951)" | 0.00 | 7,500.00 | 7,500.00 | 0.00 | 0.00 | 0.00 |
| | | | | | | |
| The Global Alliance for TB Drug Development, Inc | | | | | | |
| 80 Broad Street | | | | | | |
| 31st floor | | | | | | |
| New York, New York 10004 | | | | | | |
| for general support | 1,750,000.00 | 0.00 | 1,750,000.00 | 0.00 | 0.00 | 0.00 |
| | | | | | | |
| The Mexican Cultural Institute of New York, Inc | | | | | | |
| 27 East 39th Street, Third Floor | | | | | | |
| New York, New York 10016 | | | | | | |
| for the publication and promotion of a health directory for Mexican nationals living in the New York metropolitan area containing information about public health care programs, disease prevention and local community organizations | 0.00 | 10,000.00 | 10,000.00 | 0.00 | 0.00 | 0.00 |
| | | | | | | |
| The Population Council, Inc | | | | | | |
| One Dag Hammarskjold Plaza | | | | | | |
| New York, New York 10017 | | | | | | |
| to support the assignment of a Resident Senior Fellow to the Navrongo Health Research Centre to provide full-time direction to an adolescent sexual and reproductive health intervention research study in the Kassena-Nankana District of Ghana | 120,260.00 | 0.00 | 41,991.00 | 0.00 | 0.00 | 78,269.00 |
| | | | | | | |
| United Nations Children's Fund | | | | | | |
| 3 United Nations Plaza | | | | | | |
| New York, New York 10017 | | | | | | |
| for use by its Global Alliance for Vaccines and Immunization toward the costs of an accelerated development and introduction plan for new technologies to simplify the delivery of and increase access to immunization | 50,000.00 | 0.00 | 50,000.00 | 0.00 | 0.00 | 0.00 |
| | | | | | | |
| Women's Dignity Project, Inc | | | | | | |
| c/o Margaret A Bangser | | | | | | |
| 20 Priory Lane | | | | | | |
| Pelham, New York 10803 | | | | | | |
| toward the cost of a study that uses a rights, gender and health equity lens on obstetric fistula in East Africa to inform development strategies and programs | 50,000.00 | 0.00 | 0.00 | 0.00 | 0.00 | 50,000.00 |

THE ROCKEFELLER FOUNDATION
Identification Number 13-1659629
GRANTS AND EXPENDITURES REPORT

Statement #12
Page 213 of 302

| PROGRAM
COUNTRY
US STATE
Grantee Name(s) - Person(s) or Institution(s)
Purpose | UNEXPENDED
BALANCE
AS OF
01-Jan-2003 | APPROVED
IN 2003 | NET
EXPENDITURES
AS OF
Dec-2003 | LAPSES
(incl. cancels
& recens)
IN 2003 | REVERSIONS
(incl. cancels
& recens)
IN 2003 | UNEXPENDED
BALANCE
AS OF
Dec-2003 |
|---|---|---------------------|--|--|--|--|
| ----- | ----- | ----- | ----- | ----- | ----- | ----- |
| HEALTH EQUITY | | | | | | |
| UNITED STATES | | | | | | |
| NORTH CAROLINA | | | | | | |
| Family Health International
P O Box 13950
Research Triangle Park, North Carolina 27709 | | | | | | |
| toward the cost of Its International Partnership for Microbicides project, aimed at accelerating the development and introduction of new products, controlled by women, that prevent the spread of sexually-transmitted diseases, including HIV | 0.00 | 0.00 | -1,763,944.00 | 0.00 | 1,763,944.00 | 0.00 |
| PENNSYLVANIA | | | | | | |
| Thomas Jefferson University
11th and Walnut Streets
Philadelphia, Pennsylvania 19107 | | | | | | |
| to further develop the capacity of the Global Network for Perinatal and Reproductive Health, and to support a multi-center study of perinatal infections | 214,575.00 | 0.00 | 0.00 | 0.00 | 0.00 | 214,575.00 |
| RHODE ISLAND | | | | | | |
| The Memorial Hospital
111 Brewster Street
Pawtucket, Rhode Island 02860 | | | | | | |
| for the planning phase of a study on health care renewal by U.S. physicians using an equity perspective that may serve as a model for similar projects in other countries | 14,750.00 | 0.00 | 14,750.00 | 0.00 | 0.00 | 0.00 |
| VERMONT | | | | | | |
| Global Health Council, Inc
20 Palmer Court
White River Junction, Vermont 05001 | | | | | | |
| to support a three-year national education and outreach program in the United States on infectious diseases of global importance | 65,080.00 | 0.00 | 65,080.00 | 0.00 | 0.00 | 0.00 |
| Journal of Public Health Policy, Inc
180 Flynn Avenue, Suite #3
Burlington, Vermont 05401 | | | | | | |
| for a project in collaboration with the World Health Organization to capture and disseminate the lessons learned from the International Health Research Awards | 0.00 | 164,250.00 | 82,000.00 | 0.00 | 0.00 | 82,250.00 |
| GENERAL - FOUNDATION ADMINISTERED PROJECTS | | | | | | |
| for a consultancy to assess progress, problems and potential in relation to public/private partnerships in international public health, especially with respect to microbicide development | 0.00 | 100,000.00 | 22,000.28 | 0.00 | 0.00 | 77,999.72 |

Statement #12
Page 214 of 302

| PROGRAM
COUNTRY
US STATE
Grantee Name(s) - Person(s) or Institution(s)
Purpose | UNEXPENDED
BALANCE
AS OF
01-Jan-2003 | APPROVED
IN 2003 | NET
EXPENDITURES
AS OF
Dec-2003 | LAPSES
(incl. cancels
& recs.)
IN 2003 | REVERSIONS
(incl. cancels
& recs.)
IN 2003 | UNEXPENDED
BALANCE
AS OF
Dec-2003 |
|--|---|---------------------|--|---|---|--|
| HEALTH EQUITY | | | | | | |
| GENERAL - FOUNDATION ADMINISTERED PROJECTS | | | | | | |
| for a consultancy to further the development of an international pediatric dengue vaccine initiative | 0.00 | 95,000.00 | 54,719.88 | 0.00 | 40,280.12 | 0.00 |
| for a meeting organized in collaboration with The Lancet on the challenges and opportunities facing the World Health Organization during a time of leadership transition, to be held at the Bellagio Study and Conference Center, May 2003 | 0.00 | 65,000.00 | 46,448.97 | 0.00 | 0.00 | 18,551.03 |
| for a service arrangement with the International Health Policy Program, Thailand, to facilitate the activities of a Foundation working group on demand management for human resources for health | 0.00 | 170,000.00 | 128,068.00 | 0.00 | 0.00 | 41,932.00 |
| for activities to improve the management of intellectual property rights in health research and development so that new products will be available to poor people in developing countries | 0.00 | 174,900.00 | 87,450.00 | 0.00 | 0.00 | 87,450.00 |
| for an evaluation of the Foundation's programming strategy under Harnessing the New Sciences | 0.00 | 300,000.00 | 250,000.00 | 0.00 | 0.00 | 50,000.00 |
| for consultancies in connection with the area of work entitled: "Harnessing the New Sciences" | 0.00 | 100,000.00 | 85,826.02 | 0.00 | 0.00 | 14,173.98 |
| for consultancies in connection with the Foundation's Trading Tobacco for Health program in Southeast Asia | 0.00 | 100,000.00 | 0.00 | 0.00 | 0.00 | 100,000.00 |
| for explorations leading to the formulation of a program strategy on sexuality, gender and reproductive health in Southeast Asia | 23,639.76 | 0.00 | 24,408.73 | 0.00 | 0.00 | -768.97 |
| for further development of a Foundation funding strategy for HIV/AIDS prevention in sub-Saharan Africa | 0.00 | 223,200.00 | 63,535.00 | 0.00 | 0.00 | 159,665.00 |
| for meetings and consultancies associated with developing a Rockefeller Foundation AIDS prevention strategy in sub-Saharan Africa | 0.00 | 106,000.00 | 12,502.37 | 0.00 | 0.00 | 93,497.63 |
| for meetings and consultancies associated with developing a Rockefeller Foundation funding strategy for HIV/AIDS prevention and care in sub-Saharan Africa and Southeast Asia | 0.00 | 250,000.00 | 0.00 | 0.00 | 0.00 | 250,000.00 |
| for meetings, consultancies and other activities associated with developing a Rockefeller Foundation AIDS prevention strategy for transboundary populations in the Greater Mekong Sub-region | 0.00 | 125,000.00 | 23,974.88 | 0.00 | 0.00 | 101,025.12 |

THE ROCKEFELLER FOUNDATION
Identification Number 13-1659629
GRANTS AND EXPENDITURES REPORT

Statement #12
Page 215 of 302

| PROGRAM
COUNTRY
US STATE
Grantee Name(s) - Person(s) or Institution(s)
Purpose | UNEXPENDED
BALANCE
AS OF
01-Jan-2003 | APPROVED
IN 2003 | NET
EXPENDITURES
AS OF
Dec-2003 | LAPSES
(incl. canc
& recens)
IN 2003 | REVERSIONS
(incl. canc
& recens)
IN 2003 | UNEXPENDED
BALANCE
AS OF
Dec-2003 |
|---|---|---------------------|--|---|---|--|
| ----- | ----- | ----- | ----- | ----- | ----- | ----- |
| HEALTH EQUITY | | | | | | |
| GENERAL - FOUNDATION ADMINISTERED PROJECTS | | | | | | |
| In support of an international workshop to bring together leaders in the areas of HIV/AIDS, malaria and tuberculosis to discuss the knowledge base and strategies that are needed to ensure that interventions to control these diseases also work toward increasing health equity, held at the Bellagio Study and Conference Center, November 2001 | 6,026.19 | 0.00 | 0.00 | 0.00 | 0.00 | 6,026.19 |
| in support of the establishment of a global drug facility to ensure equitable access to and efficient procurement of TB drugs | 291,899.29 | 0.00 | 60,065.05 | 0.00 | 0.00 | 231,834.24 |
| to analyze the capacity in sub-Saharan Africa to conduct clinical trials, especially in connection with AIDS care research, and outline current and prospective training opportunities in this field | 401.66 | 0.00 | 0.00 | 401.66 | 0.00 | 0.00 |
| to assess pharmaceutical procurement practices in sub-Saharan Africa and the regulatory environment affecting drug access and quality, particularly for HIV/AIDS | 439,400.00 | 0.00 | 322,290.00 | 0.00 | 0.00 | 117,110.00 |
| to begin an exploration on human resources for health | 420,855.40 | 0.00 | 238,198.70 | 0.00 | 0.00 | 182,656.70 |
| to continue a study of the feasibility of a public-private partnership to accelerate the development of a dengue vaccine for poor children | 35,829.27 | 0.00 | 17,476.97 | 0.00 | 0.00 | 18,352.30 |
| to continue an exploration concerning the development of a public-private partnership for vaginal microbicides that protect against HIV and other sexually-transmitted diseases | 40,000.00 | 0.00 | 38,103.67 | 1,896.33 | 0.00 | 0.00 |
| to continue an exploration that may lead to the development of a public-private partnership for vaginal microbicides that protect against HIV and other sexually-transmitted diseases | 5,020.50 | 0.00 | 0.00 | 5,020.50 | 0.00 | 0.00 |
| to continue an exploration that may lead to the development of a public-private partnership for vaginal microbicides that protect against HIV and other sexually-transmitted diseases | 10,277.94 | 0.00 | 10,277.94 | 0.00 | 0.00 | 0.00 |
| to continue planning for the creation of a center for the management of intellectual property rights in health research and development for the public good | 109,290.78 | 0.00 | 67,082.79 | 0.00 | 0.00 | 42,207.99 |
| to continue planning for the creation of a center for the management of intellectual property rights in health research and development for the public good | 59,127.47 | 0.00 | 34,600.79 | 0.00 | 0.00 | 24,526.68 |
| to design an audit of the supply of and demand for public health professionals worldwide | 68,792.63 | 0.00 | 54,137.70 | 0.00 | 0.00 | 14,654.93 |

THE ROCKEFELLER FOUNDATION
Identification Number 13-1659629
GRANTS AND EXPENDITURES REPORT

Statement #12
Page 216 of 302

| PROGRAM
COUNTRY
US STATE
Grantee Name(s) - Person(s) or Institution(s)
Purpose | UNEXPENDED
BALANCE
AS OF
01-Jan-2003 | APPROVED
IN 2003 | NET
EXPENDITURES
AS OF
Dec-2003 | LAPSES
(incl. canc
& recens)
IN 2003 | REVERSIONS
(incl. canc
& recens)
IN 2003 | UNEXPENDED
BALANCE
AS OF
Dec-2003 |
|--|---|---------------------|--|---|---|--|
| ===== | ===== | ===== | ===== | ===== | ===== | ===== |
| HEALTH EQUITY | | | | | | |
| GENERAL - FOUNDATION ADMINISTERED PROJECTS | | | | | | |
| to develop a conceptual framework and to explore the feasibility of creating regional knowledge resource centers to strengthen public health training and research initiatives in East and southern Africa | 31,975.77 | 0.00 | 0.00 | 0.00 | 0.00 | 31,975.77 |
| to disseminate in France and West Africa the French-language edition of a summary report on prospects for the development of vaginal microbicides that protect against HIV and other sexually-transmitted diseases | 9,950.00 | 0.00 | 1,216.38 | 0.00 | 0.00 | 8,733.62 |
| to engage a consultant to prepare a paper on the present capacity and future demand for clinical trials on products for diseases endemic in low- and middle-income countries for presentation at a meeting in Arusha, Tanzania, in November 2002 | 32,000.00 | 0.00 | 32,000.00 | 0.00 | 0.00 | 0.00 |
| To explore innovative ways, including public/private partnerships, to accelerate the development of vaccines and immunizations for use in developing countries | 46,879.88 | 0.00 | 0.00 | 0.00 | 0.00 | 46,879.88 |
| to explore innovative ways, including public/private partnerships, to accelerate the development of vaccines and immunizations for use in developing countries | 47,947.33 | 0.00 | -6,673.82 | 0.00 | 0.00 | 54,621.15 |
| to explore models of philanthropy for tobacco control, with a particular focus on Southeast Asia | 13,527.03 | 0.00 | 0.00 | 0.00 | 0.00 | 13,527.03 |
| to explore opportunities for a redirected strategy against HIV/AIDS, especially with respect to AIDS care research to help the poor and excluded in sub-Saharan Africa | 30,392.76 | 0.00 | 1,166.67 | 0.00 | 0.00 | 29,226.09 |
| to explore the feasibility of creating an international consortium to facilitate the management of intellectual property rights in health for the public good | 14,597.52 | 0.00 | 0.00 | 0.00 | 0.00 | 14,597.52 |
| to explore the feasibility of transferring a novel vaccine production technology to developing countries where rabies and dengue are endemic | 18,420.90 | 0.00 | 0.00 | 0.00 | 0.00 | 18,420.90 |
| to explore the opportunities for a redirected strategy against HIV/AIDS and its impact on the lives of the poor and excluded in sub-Saharan Africa | 73,718.36 | 0.00 | 0.00 | 73,718.36 | 0.00 | 0.00 |
| to explore the opportunities for a redirected strategy against HIV/AIDS and its impact on the lives of the poor and excluded | 63,789.36 | 0.00 | 4,880.00 | 0.00 | 0.00 | 58,909.36 |
| to explore various approaches for effective transition from tobacco to other sustainable livelihoods in developing countries in Asia | 69,855.39 | 0.00 | 3,000.00 | 0.00 | 0.00 | 66,855.39 |

THE ROCKEFELLER FOUNDATION
Identification Number 13-1659629
GRANTS AND EXPENDITURES REPORT

Statement #12
Page 217 of 302

| PROGRAM
COUNTRY
US STATE
Grantee Name(s) - Person(s) or Institution(s)
Purpose | UNEXPENDED
BALANCE
AS OF
01-Jan-2003 | APPROVED
IN 2003 | NET
EXPENDITURES
AS OF
Dec-2003 | LAPSES
(incl. canc
& recens)
IN 2003 | REVERSIONS
(incl. canc
& recens)
IN 2003 | UNEXPENDED
BALANCE
AS OF
Dec-2003 |
|---|---|---------------------|--|---|---|--|
| ----- | ----- | ----- | ----- | ----- | ----- | ----- |
| HEALTH EQUITY | | | | | | |
| GENERAL - FOUNDATION ADMINISTERED PROJECTS | | | | | | |
| | | | | | | |
| to explore, in partnership with the Global Alliance for Vaccines and Immunization, innovative ways to accelerate the development of vaccines and immunizations for use in developing countries | 136,009.66 | 0.00 | 2,848.13 | 0.00 | 0.00 | 133,161.53 |
| | | | | | | |
| to foster an African-led dialogue on AIDS care in resource-poor settings in sub-Saharan Africa | 213,110.04 | 0.00 | 118,568.79 | 0.00 | 0.00 | 94,541.25 |
| | | | | | | |
| to publish French and Spanish language editions of a summary report on prospects for the development of vaginal microbicides that protect against HIV and other sexually-transmitted diseases | 1,224.00 | 0.00 | 162.00 | 0.00 | 0.00 | 1,062.00 |
| | | | | | | |
| to review the challenges facing communities in sub-Saharan Africa affected by the AIDS pandemic, particularly in meeting the needs of children orphaned by the disease | 0.00 | 90,000.00 | 61,966.73 | 0.00 | 28,033.27 | 0.00 |
| | | | | | | |
| to support the costs of the media and launch strategies for the book "Challenging Inequities in Health: From Ethics to Action" | 24,405.10 | 0.00 | 0.00 | 0.00 | 0.00 | 24,405.10 |
| | | | | | | |
| to support the final stages of producing and publishing the book "Challenging Inequities in Health: From Ethics to Action" | 2,687.61 | 0.00 | 500.01 | 0.00 | 0.00 | 2,187.60 |
| | | | | | | |
| toward the costs of a stocktaking exercise to inform strategies for strengthening the equity orientation of global health initiatives | 0.00 | 130,000.00 | 35,057.50 | 0.00 | 0.00 | 94,942.50 |
| | | | | | | |
| toward the costs of developing the EnGendering Sexuality initiative as part of the Foundation's Rising to the Challenge of AIDS area of work | 0.00 | 250,000.00 | 31,141.62 | 0.00 | 0.00 | 218,858.38 |
| | | | | | | |
| toward the costs of engaging consultants to explore models of collective management of intellectual property and holding a meeting at the Bellagio Study and Conference Center on this topic, November 2002 | 333,733.13 | 0.00 | 28,523.52 | 0.00 | 0.00 | 305,209.61 |
| | | | | | | |
| toward the costs of facilitating the activities of six Foundation working groups focused on building human resources for health | 0.00 | 850,110.00 | 186,535.22 | 0.00 | 0.00 | 663,574.78 |
| | | | | | | |
| TOTAL: 229 - HEALTH EQUITY | 22,716,928.78 | 29,712,159.00 | 21,557,219.08 | 148,766.72 | 1,842,257.39 | 28,880,844.59 |

Statement #12
Page 218 of 302

| PROGRAM
COUNTRY
US STATE
Grantee Name(s) - Person(s) or Institution(s)
Purpose | UNEXPENDED
BALANCE
AS OF
01-Jan-2003 | APPROVED
IN 2003 | NET
EXPENDITURES
AS OF
Dec-2003 | LAPSES
(incl. canc's
& recens)
IN 2003 | REVERSIONS
(incl. canc's
& recens)
IN 2003 | UNEXPENDED
BALANCE
AS OF
Dec-2003 |
|--|---|---------------------|--|---|---|--|
| ----- | | | | | | |
| HEALTH SCIENCES | | | | | | |
| AUSTRALIA | | | | | | |
| University of Melbourne
Fitzroy, Victoria, Australia | | | | | | |
| for use by its Centre for Cultural Studies in Health to organize an international conference in conjunction with the Ministry of Health, Vietnam, entitled "Equity Oriented Strategies for Health Care in Vietnam" | 3,902.00 | 0.00 | 0.00 | 0.00 | 0.00 | 3,902.00 |
| | | | | | | |
| BANGLADESH | | | | | | |
| Bangladesh Rural Advancement Committee
BRAC Centre
75 Mohakhali
Dhaka, 1212 Bangladesh | | | | | | |
| toward the costs of travel of international participants to a workshop to revise materials used in an international course on the anthropology of health and health care | 0.00 | 0.00 | -8,611.12 | 8,611.12 | 0.00 | 0.00 |
| | | | | | | |
| International Centre for Diarrhoeal Disease Research, Bangladesh
GPO Box 128
Dhaka, 1000 Bangladesh | | | | | | |
| for use by its Centre for Health and Population Research for a collaborative project to develop a health equity monitoring system in Bangladesh, as part of the Equity Gauge initiative | 74,625.00 | 0.00 | 24,639.00 | 0.00 | 0.00 | 49,986.00 |
| | | | | | | |
| BRAZIL | | | | | | |
| Universidade Federal do Rio de Janeiro
Av. Bng. Trompowski s/n,
Cidade Universit ria, Ilha do Fund o,
CP 68536,
21949-900
Rio de Janeiro, Brazil | | | | | | |
| for core support of its Clinical Epidemiology Unit | 10,000.00 | 0.00 | 0.00 | 0.00 | 0.00 | 10,000.00 |
| | | | | | | |
| INDIA | | | | | | |
| Society for Education, Action and Research in Community Health
Shodh - Gram
P O & Dist - Gadchiroli (Maharashtra)
Gadchiroli, 442 605 India | | | | | | |
| for the writing, publication and dissemination of research papers on reproductive and child health, and institutional capacity-building | 15,500.00 | 0.00 | 0.00 | 0.00 | 0.00 | 15,500.00 |

THE ROCKEFELLER FOUNDATION
Identification Number 13-1659629
GRANTS AND EXPENDITURES REPORT

Statement #12
Page 219 of 302

| PROGRAM
COUNTRY
US STATE
Grantee Name(s) - Person(s) or Institution(s)
Purpose | UNEXPENDED
BALANCE
AS OF
01-Jan-2003 | APPROVED
IN 2003 | NET
EXPENDITURES
AS OF
Dec-2003 | LAPSES
(incl. canc
& recens)
IN 2003 | REVERSIONS
(incl. canc
& recens)
IN 2003 | UNEXPENDED
BALANCE
AS OF
Dec-2003 |
|---|---|---------------------|--|---|---|--|
| ===== | ===== | ===== | ===== | ===== | ===== | ===== |
| HEALTH SCIENCES | | | | | | |
| INDIA | | | | | | |
| Sree Chitra Tirunal Institute for Medical Sciences and Technology
Thiruvananthapuram, 695 011 India | | | | | | |
| for use by its Achutha Menon Centre for Health Science Studies to enable its graduate students within the public health program to attend the INCLEN XVI Global Meeting in Bangkok | 1,559.40 | 0.00 | 0.00 | 0.00 | 1,559.40 | 0.00 |
| in support of the annual meeting of the public health schools without walls network | 2,887.58 | 0.00 | -292.24 | 0.00 | 3,179.82 | 0.00 |
| NIGERIA | | | | | | |
| University of Ibadan
Ibadan, Nigera | | | | | | |
| for a study to develop and evaluate reproductive health education and service programs for out-of-school youth in rural and urban sites in Oyo State, Nigeria | 30,000.00 | 0.00 | 30,000.00 | 0.00 | 0.00 | 0.00 |
| SRI LANKA | | | | | | |
| Institute of Policy Studies of Sn Lanka
99 St. Michael's Road
Colombo, 3 Sn Lanka | | | | | | |
| as an International Health Research Award to support a collaborative partnership to strengthen health systems reform in the Asia-Pacific region within the National Health Accounts framework | 56,932.00 | 0.00 | 22,080.00 | 0.00 | 0.00 | 34,852.00 |
| SWITZERLAND | | | | | | |
| World Health Organization
20 Avenue Appia
CH-1211
Geneva, 27 Switzerland | | | | | | |
| In support of its intercluster vaccine research initiative aimed at consolidating vaccine research and development efforts into a single entity | 0.00 | 0.00 | -4,247.96 | 0.00 | 0.00 | 4,247.96 |
| to support the transition activities of its Children's Vaccine Initiative | 25,332.00 | 0.00 | 0.00 | 0.00 | 0.00 | 25,332.00 |
| to work with regional representatives of developing-country institutions to develop an administration and selection process for the Millennium Health Research Awards, which will be presented at an international meeting entitled, "International Conference on Health Research for Development," in October 2000 | 0.00 | 0.00 | -3,489.00 | 0.00 | 3,489.00 | 0.00 |

THE ROCKEFELLER FOUNDATION
Identification Number 13-1659629
GRANTS AND EXPENDITURES REPORT

Statement #12
Page 220 of 302

| PROGRAM
COUNTRY
US STATE
Grantee Name(s) - Person(s) or Institution(s)
Purpose | UNEXPENDED
BALANCE
AS OF
01-Jan-2003 | APPROVED
IN 2003 | NET
EXPENDITURES
AS OF
Dec-2003 | LAPSES
(incl. cancels
& recens)
IN 2003 | REVERSIONS
(incl. cancels
& recens)
IN 2003 | UNEXPENDED
BALANCE
AS OF
Dec-2003 |
|--|---|---------------------|--|--|--|--|
| ===== | ===== | ===== | ===== | ===== | ===== | ===== |
| HEALTH SCIENCES | | | | | | |
| TANZANIA | | | | | | |
|
Africa Midwives Research Network
P O. Box 65004
Dar es Salaam, Tanzania | | | | | | |
| as an International Health Research Award for support of a collaborative partnership to strengthen research skills and opportunities among midwives in Africa | 58,400.00 | 0.00 | 58,400.00 | 0.00 | 0.00 | 0.00 |
|
THAILAND | | | | | | |
|
Chulalongkorn University
254 Phayathai Road Patumwan
Bangkok, 10330 Thailand | | | | | | |
| for use by its College of Public Health to develop, test, and modify 80-100 educational modules based on public health problem solving common in developing countries | 0.00 | 0.00 | -2,184.20 | 0.00 | 2,184.20 | 0.00 |
|
Ministry of Public Health, Thailand
Triwanond Road
Nonthabun, 11000 Thailand | | | | | | |
| for use by its Field Epidemiology Training Program for activities related to the maintenance and further development of the Mekong Basin Disease Surveillance network | 75,850.00 | 0.00 | 75,850.00 | 0.00 | 0.00 | 0.00 |
|
UGANDA | | | | | | |
|
Makerere University
P O Box 7062
Kampala, Uganda | | | | | | |
| for a workshop on The Training of Trainers in Problem Based Learning Methodology for the Public Health Schools Without Walls Initiative | 1,623.00 | 0.00 | 0.00 | 0.00 | 0.00 | 1,623.00 |
|
for use by its Institute of Public Health to enable graduate students in its Master's in Public Health program to participate in the INCLEN XVI global meeting in Bangkok, Thailand, March 1-5, 1999 | 5,400.00 | 0.00 | 0.00 | 0.00 | 0.00 | 5,400.00 |
|
Ministry of Finance, Planning, and Economic Development, Uganda
P O Box 2666
Kampala, Uganda | | | | | | |
| for activities by its Population Secretariat to continue building capacity at the district and sub-county levels to collect, analyze, and utilize information and data about adolescent reproductive health for local program development and implementation, and to build capacity at the Secretariat for national policy analysis and coordination | 0.00 | 0.00 | -349.00 | 0.00 | 0.00 | 349.00 |

THE ROCKEFELLER FOUNDATION
Identification Number 13-1659629
GRANTS AND EXPENDITURES REPORT

Statement #12
Page 221 of 302

| PROGRAM
COUNTRY
US STATE
Grantee Name(s) - Person(s) or Institution(s)
Purpose | UNEXPENDED
BALANCE
AS OF
01-Jan-2003 | APPROVED
IN 2003 | NET
EXPENDITURES
AS OF
Dec-2003 | LAPSES
(incl. cancels
& recens)
IN 2003 | REVERSIONS
(incl. cancels
& recens)
IN 2003 | UNEXPENDED
BALANCE
AS OF
Dec-2003 |
|--|---|---------------------|--|--|--|--|
| ===== | ===== | ===== | ===== | ===== | ===== | ===== |
| HEALTH SCIENCES | | | | | | |
| VIETNAM | | | | | | |
|
Hanoi School of Public Health
138 Giang Vo, Ba dinh
Hanoi, Vietnam | | | | | | |
| for continued support of its public health schools without walls program activities | 49,111.58 | 0.00 | 0.00 | 0.00 | 0.00 | 49,111.58 |
| for continued support of its public health schools without walls program activities | 93,804.73 | 0.00 | 0.00 | 0.00 | 0.00 | 93,804.73 |
|
ZIMBABWE | | | | | | |
|
University of Zimbabwe
P O Box MP 167
Mount Pleasant
Harare, Zimbabwe | | | | | | |
| for continued support of its Public Health School Without Walls Master's of Public Health training program | 5,000.00 | 0.00 | 0.00 | 0.00 | 0.00 | 5,000.00 |
| for continued support of its Public Health Schools Without Walls' Master's of Public Health training program | 12,267.25 | 0.00 | 0.00 | 0.00 | 0.00 | 12,267.25 |
| for core support of its Clinical Epidemiology Unit | 12,500.00 | 0.00 | 0.00 | 0.00 | 0.00 | 12,500.00 |
| In support of a field supervisors' workshop organized by its Public Health Schools Without Walls Master of Public Health training program | 1,153.00 | 0.00 | 0.00 | 0.00 | 0.00 | 1,153.00 |
| In support of its Public Health Schools Without Walls' Master of Public Health training program | 29,031.00 | 0.00 | 0.00 | 0.00 | 0.00 | 29,031.00 |
| to continue support for the Master Of Public Health Training Program under the auspices of the public health schools without walls initiative | 3,339.94 | 0.00 | 0.00 | 0.00 | 0.00 | 3,339.94 |
| to enable the management module coordinator of its master's of public health program to participate in a workshop focused on using burden of disease and cost-effectiveness to define national control priorities and essential packages of care | 550.00 | 0.00 | 0.00 | 0.00 | 0.00 | 550.00 |

Statement #12
Page 222 of 302

| PROGRAM
COUNTRY
US STATE
Grantee Name(s) - Person(s) or Institution(s)
Purpose | UNEXPENDED
BALANCE
AS OF
01-Jan-2003 | APPROVED
IN 2003 | NET
EXPENDITURES
AS OF
Dec-2003 | LAPSES
(Incl. canc
& recens)
IN 2003 | REVERSIONS
(Incl. canc
& recens)
IN 2003 | UNEXPENDED
BALANCE
AS OF
Dec-2003 |
|---|---|---------------------|--|---|---|--|
| ===== | | | | | | |
| HEALTH SCIENCES | | | | | | |
| UNITED STATES | | | | | | |
| CALIFORNIA | | | | | | |
| University of California, San Francisco | | | | | | |
| 3rd and Parnassus Avenues | | | | | | |
| San Francisco, California 94143 | | | | | | |
| | | | | | | |
| In support of a research project in Northern Thailand entitled "Prevention of Mother to Child Transmission of HIV-1 by Neutralizing Antibodies" | 0.00 | 0.00 | -22,180.70 | 0.00 | 22,180.70 | 0.00 |
| | | | | | | |
| LOUISIANA | | | | | | |
| Tulane University | | | | | | |
| 6823 St Charles Avenue | | | | | | |
| New Orleans, Louisiana 70118 | | | | | | |
| | | | | | | |
| for use by its Medical Center to complete support of a pilot project on the use of cyclops and copepods for "Aedes Aegypti" control | 26,575.00 | 0.00 | 24,886.05 | 0.00 | 1,688.05 | 0.90 |
| | | | | | | |
| MASSACHUSETTS | | | | | | |
| New England Medical Center Hospitals, Inc | | | | | | |
| 750 Washington Street | | | | | | |
| Boston, Massachusetts 02111 | | | | | | |
| | | | | | | |
| to organize and conduct a meeting entitled 'Workshop on Society and Health: A Health Equity Perspective,' as part of the Global Health Equity Initiative | 144.78 | 0.00 | 0.00 | 0.00 | 144.78 | 0.00 |
| | | | | | | |
| NEW YORK | | | | | | |
| Sakhi for South Asian Women, Inc | | | | | | |
| P.O. Box 20208 | | | | | | |
| Greeley Square Station | | | | | | |
| New York, New York 10001 | | | | | | |
| | | | | | | |
| for a project in collaboration with a group of women's and development organizations in India, to complete and disseminate a review of sexual and reproductive health research conducted in India over the past 10 years; and to conduct with several community-based organizations in India, case studies and research to assess the links between asset-building programs for women and women's reproductive health | 96,025.00 | 0.00 | 96,025.00 | 0.00 | 0.00 | 0.00 |
| | | | | | | |
| GENERAL - FOUNDATION ADMINISTERED PROJECTS | | | | | | |
| | | | | | | |
| for a Foundation-administered project for the editing and other costs associated with publishing a volume on Global Dimensions of Health Equity | 48,412.58 | 0.00 | 0.00 | 0.00 | 0.00 | 48,412.58 |
| | | | | | | |
| for a Foundation-administered project for the editing and other costs associated with publishing a volume on Global Dimensions of Health Equity | 5,640.62 | 0.00 | 0.00 | 0.00 | 0.00 | 5,640.62 |
| | | | | | | |
| for a meeting of the Global Health Equity Initiative country case-study and conceptual working groups | 6,598.28 | 0.00 | 0.00 | 0.00 | 0.00 | 6,598.28 |

THE ROCKEFELLER FOUNDATION
Identification Number 13-1659629
GRANTS AND EXPENDITURES REPORT

Statement #12
Page 223 of 302

| PROGRAM
COUNTRY
US STATE
Grantee Name(s) - Person(s) or Institution(s)
Purpose | UNEXPENDED
BALANCE
AS OF
01-Jan-2003 | APPROVED
IN 2003 | NET
EXPENDITURES
AS OF
Dec-2003 | LAPSES
(incl. canc
& recens)
IN 2003 | REVERSIONS
(incl. canc
& recens)
IN 2003 | UNEXPENDED
BALANCE
AS OF
Dec-2003 |
|---|---|---------------------|--|---|---|--|
| ===== | ===== | ===== | ===== | ===== | ===== | ===== |
| HEALTH SCIENCES | | | | | | |
| GENERAL - FOUNDATION ADMINISTERED PROJECTS | | | | | | |
| for a workshop in India for grantees either conducting or planning to conduct intervention research on sexual and reproductive health issues in India, Sri Lanka, Vietnam and Myanmar, and their technical support partners | 55,223.33 | 0.00 | 0.00 | 0.00 | 55,223.33 | 0.00 |
| for the costs associated with a comprehensive participatory evaluation of the Public Health Schools Without Walls (PHSWOW) program | 15,477.63 | 0.00 | 0.00 | 0.00 | 0.00 | 15,477.63 |
| supplemental funding for the comprehensive evaluation of the Public Health Schools Without Walls (PHSWOW) program to enable the evaluators to further network development and to facilitate internal evaluations of the programs in Zimbabwe, Uganda, Ghana and Vietnam | 43,552.38 | 0.00 | 0.00 | 0.00 | 0.00 | 43,552.38 |
| TOTAL: 37 - HEALTH SCIENCES | 866,418.08 | 0.00 | 290,525.83 | 8,611.12 | 89,649.28 | 477,631.85 |

THE ROCKEFELLER FOUNDATION
Identification Number 13-1659629
GRANTS AND EXPENDITURES REPORT

Statement #12
Page 224 of 302

| PROGRAM
COUNTRY
US STATE
Grantee Name(s) - Person(s) or Institution(s)
Purpose | UNEXPENDED
BALANCE
AS OF
01-Jan-2003 | APPROVED
IN 2003 | NET
EXPENDITURES
AS OF
Dec-2003 | LAPSES
(incl. canc
& recens)
IN 2003 | REVERSIONS
(incl. canc
& recens)
IN 2003 | UNEXPENDED
BALANCE
AS OF
Dec-2003 |
|--|---|---------------------|--|---|---|--|
| ----- | ----- | ----- | ----- | ----- | ----- | ----- |
| INTERPROGRAM - CENTERS | | | | | | |
| UNITED STATES | | | | | | |
| MASSACHUSETTS | | | | | | |
| Boston University
121 Bay State Road
Boston, Massachusetts 02215 | | | | | | |
| toward the costs of activities to enhance a conference, "New Frontier in Middle East Security" to be held at the Bellagio Center from June 24 to 28, 1996 | 230.62 | 0.00 | 0.00 | 0.00 | 0.00 | 230.62 |
| NEW YORK | | | | | | |
| Columbia University
202 Low Memorial Library
New York, New York 10027 | | | | | | |
| toward the cost of activities to enhance a conference, "Altruism and Imperialism: Western Religious and Cultural Missions to the Middle East," held at the Bellagio Center from August 28 to September 1, 2000 | 0.00 | 0.00 | -825.58 | 0.00 | 825.58 | 0.00 |
| TOTAL: 2 - INTERPROGRAM - CENTERS | 230.62 | 0.00 | -825.58 | 0.00 | 825.58 | 230.62 |

THE ROCKEFELLER FOUNDATION
Identification Number 13-1659629
GRANTS AND EXPENDITURES REPORT

Statement #12
Page 225 of 302

| PROGRAM
COUNTRY
US STATE
Grantee Name(s) - Person(s) or Institution(s)
Purpose | UNEXPENDED
BALANCE
AS OF
01-Jan-2003 | APPROVED
IN 2003 | NET
EXPENDITURES
AS OF
Dec-2003 | LAPSES
(incl. canc
& recens)
IN 2003 | REVERSIONS
(incl. canc
& recens)
IN 2003 | UNEXPENDED
BALANCE
AS OF
Dec-2003 |
|--|---|---------------------|--|---|---|--|
| NORTH AMERICA REGIONAL PROGRAM | | | | | | |
| CANADA | | | | | | |
| York University
4700 Keele St
Toronto, Ontano, M3J-1P3 Canada | | | | | | |
| for use by Its Centre for Research on Latin America and the Caribbean toward the costs of follow-up activities to expand the impact of its International conference, "International Migration in the Americas: Emerging Issues," held in Toronto, Canada, September 2003 | 0.00 | 10,000.00 | 0.00 | 0.00 | 0.00 | 10,000.00 |
| MEXICO | | | | | | |
| Centro de Estudios Fronterizos y de Promocion de los Derechos Humanos A C
Zaragoza 650 3er Piso
Despacho 13
Centro Reynosa
Tamaulipas, 88500 Mexico | | | | | | |
| toward the costs of a documentary on migration between Mexico and the United States | 0.00 | 15,000.00 | 0.00 | 0.00 | 0.00 | 15,000.00 |
| Centro de Investigación y Docencia Económicas, A C
Apartado Postal 10-883
Mexico City, 01210 Mexico | | | | | | |
| toward the costs of a research project to assess the impacts of Mexico's Human Development Program "Oportunidades" on poverty and migration in Mexico | 0.00 | 50,000.00 | 0.00 | 0.00 | 0.00 | 50,000.00 |
| Centro de Investigaciones y Estudios Superiores en Antropologia Social
Juarez No 87
Col. Tlalpan
Apartado Postal 22-048
Mexico City, 14000 Mexico | | | | | | |
| toward the costs of research to analyze the role of women within the Binational Indigenous Oaxacan Front, an emerging transnational organization | 0.00 | 8,520.00 | 8,520.00 | 0.00 | 0.00 | 0.00 |
| El Colegio de la Frontera Norte, A C
Blvd Abelardo L. Rodriguez 2925
Zona del Río
C P 22320
Tijuana, B C , Mexico | | | | | | |
| for the costs of research to analyze the role of Mexican women of Indigenous origin in the transnational communities of the Guerrero-Los Angeles circuit | 0.00 | 6,300.00 | 0.00 | 0.00 | 0.00 | 6,300.00 |

Statement #12
Page 226 of 302

| PROGRAM
COUNTRY
US STATE
Grantee Name(s) - Person(s) or Institution(s)
Purpose | UNEXPENDED
BALANCE
AS OF
01-Jan-2003 | APPROVED
IN 2003 | NET
EXPENDITURES
AS OF
Dec-2003 | LAPSES
(incl. canc
& recens)
IN 2003 | REVERSIONS
(incl. canc
& recens)
IN 2003 | UNEXPENDED
BALANCE
AS OF
Dec-2003 |
|--|---|---------------------|--|---|---|--|
| NORTH AMERICA REGIONAL PROGRAM | | | | | | |
| MEXICO | | | | | | |
| Red de Comunicadores Boca de Polen, A.C
Calzada Roberta No 36
Col 31 de marzo, San Crstóbal Las Casas
Chiapas, Mexico | | | | | | |
| toward the costs of an educational kit about the links among international trade, sustainable agriculture, local knowledge and migration, to be distributed to indigenous and peasants' organizations in Mexico and Central America | 0.00 | 10,500.00 | 0.00 | 0.00 | 0.00 | 10,500.00 |
| Universidad Autonoma de Zacatecas
Apartado Postal 3-138
Zacatecas, 98064 Mexico | | | | | | |
| toward the costs of a research project to describe and analyze the characteristics and impact of migration between the state of Zacatecas and the United States | 0.00 | 30,000.00 | 30,000.00 | 0.00 | 0.00 | 0.00 |
| Universidad Autonoma Metropolitana, Iztapalapa
C P 09340
Iztapalapa, D F Mexico | | | | | | |
| toward the costs of research to analyze the links between social exclusion and citizenship in transnational communities in Mexico and the U.S. | 0.00 | 95,900.00 | 0.00 | 0.00 | 0.00 | 95,900.00 |
| Universidad Iberoamericana, Plantel Golfo Centro
Apdo Postal 1435
72430
Puebla, Mexico | | | | | | |
| toward the costs of translating into Spanish and disseminating the book, Immigrants and Schooling: Mexicans in New York | 0.00 | 5,000.00 | 0.00 | 0.00 | 0.00 | 5,000.00 |
| UNITED STATES | | | | | | |
| CALIFORNIA | | | | | | |
| Centro Binacional para el Desarrollo Indigena Oaxaqueño
2014 Tulare Street
Suite 223
Fresno, California 93721 | | | | | | |
| for the costs of a series of strategic planning workshops to strengthen its Binational Oaxacan Indigenous Front - a coalition of organizations, communities and individuals of indigenous origin from Oaxaca working to assist transnational Oaxacan communities in Mexico and the United States | 0.00 | 41,525.00 | 41,525.00 | 0.00 | 0.00 | 0.00 |

THE ROCKEFELLER FOUNDATION
Identification Number 13-1659629
GRANTS AND EXPENDITURES REPORT

Statement #12
Page 227 of 302

| PROGRAM
COUNTRY
US STATE
Grantee Name(s) - Person(s) or Institution(s)
Purpose | UNEXPENDED
BALANCE
AS OF
01-Jan-2003 | APPROVED
IN 2003 | NET
EXPENDITURES
AS OF
Dec-2003 | LAPSES
(incl. canc
& recens)
IN 2003 | REVERSIONS
(incl. canc
& recens)
IN 2003 | UNEXPENDED
BALANCE
AS OF
Dec-2003 |
|--|---|---------------------|--|---|---|--|
| ===== | ----- | ----- | ----- | ----- | ----- | ----- |
| NORTH AMERICA REGIONAL PROGRAM | | | | | | |
| UNITED STATES | | | | | | |
| CALIFORNIA | | | | | | |
| Federation of Zacatecan International Benefit Organizations, Inc
1332 North Miller Avenue
Los Angeles, California 90063 | | | | | | |
| toward the costs of building its capacity to promote and sustain strategic philanthropic investment in the state of
Zacatecas, Mexico | 0.00 | 214,610.00 | 0.00 | 0.00 | 0.00 | 214,610.00 |
|
Petate Productions
840 1/4 Sayre Ln
Los Angeles, California 90026 | | | | | | |
| toward the costs of a documentary on the experiences of two indigenous migrant groups from Oaxaca - the
Mixtecos and Chatlnos - in the United States | 0.00 | 34,000.00 | 34,000.00 | 0.00 | 0.00 | 0.00 |
|
Stanford University
Stanford, California 94305 | | | | | | |
| for the costs of a research project on the dynamic relationship between migration and inequality in Mexico and
their impact on prospects for the growth of Mexico | 0.00 | 33,492.00 | 33,492.00 | 0.00 | 0.00 | 0.00 |
|
WASHINGTON, DC
Center for Strategic and International Studies, Inc
1800 K Street, N W
Washington, DC 20006 | | | | | | |
| toward the costs of a book on the accomplishments and shortcomings of the North America Free Trade
Agreement during its first ten years, and on ways to strengthen the North American community in the future | 0.00 | 20,000.00 | 15,000.00 | 0.00 | 0.00 | 5,000.00 |
|
NEW YORK
Second Generation Media
611 Broadway, Suite 616
New York, New York 10012 | | | | | | |
| toward the costs of a documentary on the origin and evolution of a hometown association in New York of
migrants from the state of Puebla in Mexico | 0.00 | 19,800.00 | 19,800.00 | 0.00 | 0.00 | 0.00 |
|
TOTAL: 15 - NORTH AMERICA REGIONAL PROGRAM | 0.00 | 594,647.00 | 182,337.00 | 0.00 | 0.00 | 412,310.00 |

THE ROCKEFELLER FOUNDATION
Identification Number 13-1659629
GRANTS AND EXPENDITURES REPORT

Statement #12
Page 228 of 302

| PROGRAM
COUNTRY
US STATE
Grantee Name(s) - Person(s) or Institution(s)
Purpose | UNEXPENDED
BALANCE
AS OF
01-Jan-2003 | APPROVED
IN 2003 | NET
EXPENDITURES
AS OF
Dec-2003 | LAPSES
(incl. canc
& recens)
IN 2003 | REVERSIONS
(incl. canc
& recens)
IN 2003 | UNEXPENDED
BALANCE
AS OF
Dec-2003 |
|---|---|---------------------|--|---|---|--|
| ===== | ===== | ===== | ===== | ===== | ===== | ===== |
| POPULATION SCIENCES | | | | | | |
| AUSTRALIA | | | | | | |
| Prince Henry's Institute of Medical Research
P.O Box 5152
Clayton, Victoria, 3168 Australia | | | | | | |
| for a study of novel endometrial targets for post-coital contraception as part of an Implantation research network brought together by the World Health Organization | 100,000.00 | 0.00 | 100,000.00 | 0.00 | 0.00 | 0.00 |
| BANGLADESH | | | | | | |
| University Research Corporation
House No 102, Road No 9A
Dhanmondi R/A
Dhaka, Bangladesh | | | | | | |
| for a follow-up survey in Bangladesh to learn whether women who expressed an intention to use family planning five years ago have used it, and to study the issues surrounding use and non-use of contraception among this population | 15,770.00 | 0.00 | 0.00 | 0.00 | 0.00 | 15,770.00 |
| BURKINA FASO | | | | | | |
| Banza Baya
UERD
University of Ouagadougou
Ouagadougou, B P 7118 Burkina Faso | | | | | | |
| for a study in collaboration with the University of Montreal on the effects of child mortality on fertility preferences and behavior in rural Burkina Faso | 1,221.00 | 0.00 | 0.00 | 0.00 | 0.00 | 1,221.00 |
| CAMEROON | | | | | | |
| National Epidemiology Board of Cameroon
B.P. 12304
Yaounde, Cameroon | | | | | | |
| to support a national health and family planning research and policy board in Cameroon | 2,570.00 | 0.00 | 0.00 | 2,570.00 | 0.00 | 0.00 |
| CANADA | | | | | | |
| University of Montreal
Montréal, Quebec, Canada | | | | | | |
| for intervention research to be conducted in collaboration with the University of Yaounde, to test several approaches to improving the sexual and reproductive health and health-seeking behaviors of adolescents in Cameroon | 183,250.00 | 0.00 | 0.00 | 0.00 | 0.00 | 183,250.00 |

THE ROCKEFELLER FOUNDATION
Identification Number 13-1659629
GRANTS AND EXPENDITURES REPORT

Statement #12
Page 229 of 302

| PROGRAM
COUNTRY
US STATE
Grantee Name(s) - Person(s) or Institution(s)
Purpose | UNEXPENDED
BALANCE
AS OF
01-Jan-2003 | APPROVED
IN 2003 | NET
EXPENDITURES
AS OF
Dec-2003 | LAPSES
(incl. cancels
& recens)
IN 2003 | REVERSIONS
(incl. cancels
& recens)
IN 2003 | UNEXPENDED
BALANCE
AS OF
Dec-2003 |
|---|---|---------------------|--|--|--|--|
| ===== | ===== | ===== | ===== | ===== | ===== | ===== |
| POPULATION SCIENCES | | | | | | |
| CHINA | | | | | | |
| Chinese Academy of Sciences
52 San Li He Road
Beijing, 100864 China | | | | | | |
| for use by its State Key Laboratory of Reproductive Biology to study the effects of anti-angiogenic factors on the corpus luteum and implantation in primates as part of an implantation research network brought together by the World Health Organization | 20,500.00 | 0.00 | 20,500.00 | 0.00 | 0.00 | 0.00 |
| International Peace Maternity and Child Health Hospital
910 Hengshan Road
Shanghai, 200030 China | | | | | | |
| for a study in collaboration with the Shanghai Institute of Family Planning Technical Instruction on the probability of conception in Chinese women at the time of ovulation | 23,786.00 | 0.00 | -5,523.89 | 29,309.89 | 0.00 | 0.00 |
| ENGLAND | | | | | | |
| University of Cambridge
Cambridge, CB2 1TS England | | | | | | |
| for use by its Rosie Hospital for a study of angiogenesis and the role of angiogenic growth factors on Implantation as part of an implantation research network brought together by the World Health Organization | 200,000.00 | 0.00 | 200,000.00 | 0.00 | 0.00 | 0.00 |
| GERMANY | | | | | | |
| Rheinisch-Westfälische Technische Hochschule Aachen
Aachen, 52056 Germany | | | | | | |
| for development of trophoblast-specific contraceptive agents as part of an implantation research network brought together by the World Health Organization | 165,000.00 | 0.00 | 165,000.00 | 0.00 | 0.00 | 0.00 |
| GHANA | | | | | | |
| University of Cape Coast
Cape Coast, Ghana | | | | | | |
| for a collaborative study with the Population Council concerning how social networks and community groups affect health behavior in Ghana | 168,122.56 | 0.00 | 168,122.56 | 0.00 | 0.00 | 0.00 |

THE ROCKEFELLER FOUNDATION
Identification Number 13-1659629
GRANTS AND EXPENDITURES REPORT

Statement #12
Page 230 of 302

| PROGRAM
COUNTRY
US STATE
Grantee Name(s) - Person(s) or Institution(s)
Purpose | UNEXPENDED
BALANCE
AS OF
01-Jan-2003 | APPROVED
IN 2003 | NET
EXPENDITURES
AS OF
Dec-2003 | LAPSES
(Incl. cancels
& recens)
IN 2003 | REVERSIONS
(Incl. cancels
& recens)
IN 2003 | UNEXPENDED
BALANCE
AS OF
Dec-2003 |
|---|---|---------------------|--|--|--|--|
| ===== | ===== | ===== | ===== | ===== | ===== | ===== |
| POPULATION SCIENCES | | | | | | |
| INDIA | | | | | | |
|
All India Institute of Medical Sciences
Ansan Nagar
New Delhi, 110029 India | | | | | | |
| for studies in receptive stage gene expression in the Rhesus monkey endometrium and the mode of action of anti-angiogenic agents during receptivity and implantation, as part of an implantation research network brought together by the World Health Organization | 95,139.00 | 0.00 | 95,139.00 | 0.00 | 0.00 | 0.00 |
|
Ashish Gram Rachna Trust
District Aurangabad 431 121
Pachod, Maharashtra, India | | | | | | |
| for use by its Institute of Health Management Pachod, to develop, monitor, and evaluate a model reproductive and child health programme through a target free approach, in a slum setting in Pune city | 29,370.00 | 0.00 | 0.00 | 0.00 | 0.00 | 29,370.00 |
|
Central Drug Research Institute
Chatrar Manzil
Post Box 173
Lucknow, 226 001 India | | | | | | |
| cloning and expression of filarial antigens for immunodiagnosis of lymphatic filariasis | 5,595.17 | 0.00 | 0.00 | 0.00 | 0.00 | 5,595.17 |
|
Gauhati University
Gopinath Bardoloi Nagar
Guwahati, 781 014 India | | | | | | |
| for a study of the status of women in urban areas of Assam, India, and its effects on their reproductive health and fertility | 190.00 | 0.00 | 0.00 | 0.00 | 190.00 | 0.00 |
|
KENYA | | | | | | |
| Linda, Thomas E., John Archer, Dow, Kekovole
P O Box 57009
Nairobi, Kenya | | | | | | |
| for a study of wealth flow and fertility decline in Kenya | 24.04 | 0.00 | 0.00 | 24.04 | 0.00 | 0.00 |
|
MALI | | | | | | |
| Institut du Sahel
B P. 1530
Bamako, Mali | | | | | | |
| for graduate fellowships to enable scholars from the Sahel Region to study population and development abroad | 672.06 | 0.00 | 0.00 | 0.00 | 672.06 | 0.00 |

THE ROCKEFELLER FOUNDATION
Identification Number 13-1659629
GRANTS AND EXPENDITURES REPORT

Statement #12
Page 231 of 302

| PROGRAM
COUNTRY
US STATE
Grantee Name(s) - Person(s) or Institution(s)
Purpose | UNEXPENDED
BALANCE
AS OF
01-Jan-2003 | APPROVED
IN 2003 | NET
EXPENDITURES
AS OF
Dec-2003 | LAPSES
(incl. cancels
& recens)
IN 2003 | REVERSIONS
(incl. cancels
& recens)
IN 2003 | UNEXPENDED
BALANCE
AS OF
Dec-2003 |
|---|---|---------------------|--|--|--|--|
| ----- | ----- | ----- | ----- | ----- | ----- | ----- |
| POPULATION SCIENCES | | | | | | |
| PAKISTAN | | | | | | |
| University of the Punjab
1 Shahrah-e-al-Beruni
Lahore, 2 Pakistan | | | | | | |
| for a study of expression of BT toxin genes in rice, to be undertaken by Biotechnology Career Fellow Prof. Sheikh Riazuddin, under the direction of Dr. Milton P. Gordon, Department of Biochemistry, University of Washington, Seattle | 8,546.63 | 0.00 | 0.00 | 0.00 | 0.00 | 8,546.63 |
| SWITZERLAND | | | | | | |
| World Health Organization
20 Avenue Appia
CH-1211
Geneva, 27 Switzerland | | | | | | |
| for meetings, collaborative projects, and publication costs associated with an implantation research initiative of the Special Programme of Research, Development and Research Training in Human Reproduction | 113,000.00 | 0.00 | 50,000.00 | 0.00 | 0.00 | 63,000.00 |
| for the second phase of activities to be conducted in collaboration with UNICEF and working groups from various countries, to design and test new measures to monitor and evaluate risk and protective factors in adolescent development in country-level programming | 408,200.00 | 0.00 | 0.00 | 0.00 | 0.00 | 408,200.00 |
| TANZANIA | | | | | | |
| Commonwealth Regional Health Community Secretariat for East, Central, and Southern Africa
7th Floor, Serengeti Wing
Arusha International Conference Center
P O. Box 1009
Arusha, Tanzania | | | | | | |
| to encourage greater integration of reproductive health and population issues in the development policies of African countries | 0.00 | 0.00 | -148.00 | 0.00 | 148.00 | 0.00 |
| ZIMBABWE | | | | | | |
| University of Zimbabwe
P O Box MP 167
Mount Pleasant
Harare, Zimbabwe | | | | | | |
| for continued support of its Public Health Schools Without Walls' Master's of Public Health training program | 1,456.16 | 0.00 | 0.00 | 0.00 | 0.00 | 1,456.16 |
| In support of its Public Health Schools Without Walls' Master of Public Health training program | 29,199.00 | 0.00 | 0.00 | 0.00 | 0.00 | 29,199.00 |

THE ROCKEFELLER FOUNDATION
Identification Number 13-1659629
GRANTS AND EXPENDITURES REPORT

Statement #12
Page 232 of 302

| PROGRAM
COUNTRY
US STATE
Grantee Name(s) - Person(s) or Institution(s)
Purpose | UNEXPENDED
BALANCE
AS OF
01-Jan-2003 | APPROVED
IN 2003 | NET
EXPENDITURES
AS OF
Dec-2003 | LAPSES
(incl. canc
& recens)
IN 2003 | REVERSIONS
(incl. canc
& recens)
IN 2003 | UNEXPENDED
BALANCE
AS OF
Dec-2003 |
|--|---|---------------------|--|---|---|--|
| ===== | ===== | ===== | ===== | ===== | ===== | ===== |
| POPULATION SCIENCES | | | | | | |
| ZIMBABWE | | | | | | |
|
Zimbabwe National Family Planning Council
Harare, Zimbabwe | | | | | | |
| for an intervention research project to identify appropriate, effective, and replicable models of reproductive health services for youth in Zimbabwe | 49.51 | 0.00 | 0.00 | 0.00 | 0.00 | 49.51 |
|
to complete an intervention research project aiming to identify appropriate, effective, and replicable models of reproductive health services for youth in Zimbabwe | 153,866.00 | 0.00 | 0.00 | 0.00 | 0.00 | 153,866.00 |
|
UNITED STATES | | | | | | |
| CALIFORNIA | | | | | | |
| Pacific Institute for Women's Health
3450 Wilshire Boulevard, Suite 1000
Los Angeles, California 90010 | | | | | | |
| to test community-based interventions to prevent unwanted pregnancies, and unsafe abortion and its complications, in Kenya, in collaboration with the Center for the Study of Adolescence in Nairobi | 264,858.00 | 0.00 | 91,104.00 | 0.00 | 0.00 | 173,754.00 |
|
RAND Corporation
1700 Main Street
P.O. Box 2138
Santa Monica, California 90407-2138 | | | | | | |
| to continue its policy-relevant research communication program, Population Matters | 0.00 | 0.00 | -713.79 | 0.00 | 713.79 | 0.00 |
|
Sripati Chandrasekhar
8976 Cliffridge Avenue
La Jolla, California | | | | | | |
| for a history of birth control in India that includes suggestions for future policies | 26,766.13 | 0.00 | 0.00 | 26,766.13 | 0.00 | 0.00 |
|
MARYLAND | | | | | | |
| Johns Hopkins University
3400 North Charles Street
Baltimore, Maryland 21218 | | | | | | |
| for a collaborative project with the University of Montreal on the relationships between declining child mortality and fertility rates in sub-Saharan Africa | 0.00 | 0.00 | -1,845.19 | 0.00 | 1,845.19 | 0.00 |

THE ROCKEFELLER FOUNDATION
Identification Number 13-1659629
GRANTS AND EXPENDITURES REPORT

Statement #12
Page 233 of 302

| PROGRAM
COUNTRY
US STATE
Grantee Name(s) - Person(s) or Institution(s)
Purpose | UNEXPENDED
BALANCE
AS OF
01-Jan-2003 | APPROVED
IN 2003 | NET
EXPENDITURES
AS OF
Dec-2003 | LAPSES
(incl. cancels
& recs)
IN 2003 | REVERSIONS
(incl. cancels
& recs)
IN 2003 | UNEXPENDED
BALANCE
AS OF
Dec-2003 |
|--|---|---------------------|--|--|--|--|
| ===== | ===== | ===== | ===== | ===== | ===== | ===== |
| POPULATION SCIENCES | | | | | | |
| UNITED STATES | | | | | | |
| NEW YORK | | | | | | |
| United Nations Population Fund
220 East 42nd Street
New York, New York 10017 | | | | | | |
| for the establishment of an advisory group concerned with implementation of the recommendations made at the
International Conference on Population and Development | 0.00 | 0.00 | -45,534.00 | 0.00 | 0.00 | 45,534.00 |
| OREGON | | | | | | |
| Oregon Health & Science University
Portland, Oregon 97201 | | | | | | |
| for use by the Oregon Regional Primate Research Center for studies in rhesus monkeys using anti-angiogenic
agents as part of an implantation research network brought together by the World Health Organization | 100,000.00 | 0.00 | 100,000.00 | 0.00 | 0.00 | 0.00 |
| GENERAL - FOUNDATION ADMINISTERED PROJECTS | | | | | | |
| for consultancies and meetings associated with implementing the reproductive health services research program | 62,928.75 | 0.00 | 0.00 | 0.00 | 62,928.75 | 0.00 |
| for policy dialogue communications activities and projects in support of South-South cooperation | 48,785.25 | 0.00 | 0.00 | 0.00 | 48,785.25 | 0.00 |
| TOTAL: 32 - POPULATION SCIENCES | 2,228,865.26 | 0.00 | 936,100.69 | 58,670.06 | 115,283.04 | 1,118,811.47 |

Statement #12
Page 234 of 302

| PROGRAM
COUNTRY
US STATE
Grantee Name(s) - Person(s) or Institution(s)
Purpose | UNEXPENDED
BALANCE
AS OF
01-Jan-2003 | APPROVED
IN 2003 | NET
EXPENDITURES
AS OF
Dec-2003 | LAPSES
(incl. canc
& recens)
IN 2003 | REVERSIONS
(incl. canc
& recens)
IN 2003 | UNEXPENDED
BALANCE
AS OF
Dec-2003 |
|---|---|---------------------|--|---|---|--|
| ===== | ===== | ===== | ===== | ===== | ===== | ===== |
| REGIONAL ACTIVITIES | | | | | | |
| UGANDA | | | | | | |
| International Council on Social Welfare
P O. Box 28957
Kampala, Uganda | | | | | | |
| for five participants from East Africa to participate in the International Conference on Social Welfare held in Cape Town, South Africa, in October 2000 | 0.00 | 0.00 | -43.00 | 43.00 | 0.00 | 0.00 |
| ZIMBABWE | | | | | | |
| Development Innovations and Networks
P O Box CY3 Causeway
Harare, Zimbabwe | | | | | | |
| toward the costs of a summit meeting on microcredit to benefit the poor in Africa | 0.00 | 0.00 | -30,000.00 | 30,000.00 | 0.00 | 0.00 |
| UNITED STATES | | | | | | |
| MASSACHUSETTS
Boston College
140 Commonwealth Avenue
Chestnut Hill, Massachusetts 02167-3807 | | | | | | |
| for use by its Center for International Higher Education to support a study on the academic profession and the changing conditions in global higher education systems | 0.00 | 0.00 | -73.00 | 73.00 | 0.00 | 0.00 |
| GENERAL - FOUNDATION ADMINISTERED PROJECTS | | | | | | |
| toward the costs of a series of meetings to assist in the development of strategy papers for the different components of the Africa program | 27,680.64 | 0.00 | 5,927.99 | 0.00 | 0.00 | 21,752.65 |
| toward the costs of a series of workshops, seminars, analytical case studies, and consultancies to help strengthen selected African universities as institutions and to build their capacity to contribute more effectively to national development | 240,843.38 | 0.00 | 144,922.82 | 0.00 | 0.00 | 95,920.56 |
| toward the costs of facilitating a dialogue between Makerere University and the Government of Uganda to identify ways of their working together to meet the training needs related to the decentralization of the university system in Uganda | 18,092.96 | 0.00 | 0.00 | 0.00 | 0.00 | 18,092.96 |
| toward the costs of meetings to develop a framework for a multi-donor Partnership for African Renewal | 11,537.61 | 0.00 | 0.00 | 11,537.61 | 0.00 | 0.00 |
| TOTAL: 7 - REGIONAL ACTIVITIES | 298,154.59 | 0.00 | 120,734.81 | 41,653.61 | 0.00 | 135,766.17 |

THE ROCKEFELLER FOUNDATION
Identification Number 13-1659629
GRANTS AND EXPENDITURES REPORT

Statement #12
Page 235 of 302

| PROGRAM
COUNTRY
US STATE
Grantee Name(s) - Person(s) or Institution(s)
Purpose | UNEXPENDED
BALANCE
AS OF
01-Jan-2003 | APPROVED
IN 2003 | NET
EXPENDITURES
AS OF
Dec-2003 | LAPSES
(incl. cancels
& recs.)
IN 2003 | REVERSIONS
(incl. cancels
& recs.)
IN 2003 | UNEXPENDED
BALANCE
AS OF
Dec-2003 |
|--|---|---------------------|--|---|---|--|
| SOUTHEAST ASIA REGIONAL PROGRAM | | | | | | |
| AUSTRALIA | | | | | | |
| CARE Australia
GPO Box 2014
ACT
Canberra, Australia | | | | | | |
| for use by its CARE in Myanmar project to map the food security situation in Myanmar through a review and analysis of relevant NGO experiences | 0.00 | 31,360.00 | 31,360.00 | 0.00 | 0.00 | 0.00 |
| CAMBODIA | | | | | | |
| Cambodia Development Resource Institute
56 Street 315, Tuol Kork
(P O. Box 622)
Phnom Penh, Cambodia | | | | | | |
| to enhance the study of emerging regional trends in the Greater Mekong Sub-region through support of research collaboration among institutions in Cambodia, Lao PDR, Thailand and Vietnam | 0.00 | 250,000.00 | 176,000.00 | 0.00 | 0.00 | 74,000.00 |
| to support collaboration among research groups in Cambodia, Lao PDR, Thailand and Vietnam in investigating the efficiency of marketing, internal agricultural trade and export in the Greater Mekong Sub-region | 100,000.00 | 0.00 | 50,000.00 | 0.00 | 0.00 | 50,000.00 |
| CHINA | | | | | | |
| Center for Community Development Studies
No. 133, Qixiang Road
Kunming
Yunnan, 650032 China | | | | | | |
| toward the costs of a project aimed at building the capacity of trans-boundary upland poor communities of China, Laos and Vietnam to improve their livelihood security by promoting market access and strengthening their marketing capability | 0.00 | 71,100.00 | 43,000.00 | 0.00 | 0.00 | 28,100.00 |
| Kunming Medical College
191 Renmin West Road
Kunming, 650031 China | | | | | | |
| to develop an intervention model that strengthens health system capacity and community resilience to cope with health problems, primarily HIV/AIDS, and other impacts of regional roadway construction in the Greater Mekong Sub-region | 0.00 | 75,860.00 | 31,940.00 | 0.00 | 0.00 | 43,920.00 |
| Yunnan Nationalities University
Kunming
Yunnan, 650031 China | | | | | | |
| toward the costs of a comparative study on the impact of globalization, regionalization and nationalism of the culture and social systems of selected ethnic groups in the Greater Mekong Sub-region | 0.00 | 54,478.00 | 32,687.00 | 0.00 | 0.00 | 21,791.00 |

Statement #12
Page 236 of 302

| PROGRAM
COUNTRY
US STATE
Grantee Name(s) - Person(s) or Institution(s)
Purpose | UNEXPENDED
BALANCE
AS OF
01-Jan-2003 | APPROVED
IN 2003 | NET
EXPENDITURES
AS OF
Dec-2003 | LAPSES
(incl. cancels
& recs.)
IN 2003 | REVERSIONS
(incl. cancels
& recs.)
IN 2003 | UNEXPENDED
BALANCE
AS OF
Dec-2003 |
|---|---|---------------------|--|---|---|--|
| ===== | | | | | | |
| SOUTHEAST ASIA REGIONAL PROGRAM | | | | | | |
| FRANCE | | | | | | |
| | | | | | | |
| Daranth Kim-Yeat
5 Montee des Chenes
84100
Vaison la Romaine, France | | | | | | |
| to undertake research on the relationship between human rights, labor and international trade laws in the context of economic integration in the Greater Mekong Sub-region | 0.00 | 30,000.00 | 20,400.00 | 0.00 | 0.00 | 9,600.00 |
| | | | | | | |
| HONG KONG, CHINA | | | | | | |
| | | | | | | |
| Asian Migrant Centre
9/F Lee Kong Commercial Building
115 Woo Sung Street
Kowloon, Hong Kong, China | | | | | | |
| to continue support for the monitoring and analysis of migration issues, needs, responses and strategies in the Greater Mekong Sub-region, and to strengthen the newly established Mekong Migration Network | 0.00 | 297,103.00 | 95,954.00 | 0.00 | 0.00 | 201,149.00 |
| | | | | | | |
| ITALY | | | | | | |
| | | | | | | |
| IPS Inter Press Service International Association
Via Panispema, 207
Rome, 00184 Italy | | | | | | |
| for use by its Regional Office for Asia-Pacific in support of the recently launched "Our Mekong: A Vision Amid Globalisation" media fellowship program on cross-border and cross-cultural issues in the Greater Mekong Sub-region | 127,484.00 | 0.00 | 63,742.00 | 0.00 | 0.00 | 63,742.00 |
| | | | | | | |
| LAO PDR | | | | | | |
| | | | | | | |
| Ministry of Agriculture and Forestry, Lao PDR
P.O. Box 811
Vientiane, Lao PDR | | | | | | |
| for use by its National Agriculture and Forestry Research Institute to explore adaptation and use of extension tools and material by poor farmers in upland communities in Northern Lao PDR | 0.00 | 40,000.00 | 20,500.00 | 0.00 | 0.00 | 19,500.00 |
| | | | | | | |
| for use by its National Agriculture and Forestry Research Institute to support human resource development through 20 fellowships to qualified staff of the Lao National Rice Research Program to enter diploma and bachelor of science programs at Lao educational institutions | 21,000.00 | 0.00 | 0.00 | 0.00 | 0.00 | 21,000.00 |
| | | | | | | |
| to support the upgrading of agriculture and forestry technical colleges in the Lao People's Democratic Republic | 213,984.00 | 0.00 | 117,492.00 | 0.00 | 0.00 | 96,492.00 |

THE ROCKEFELLER FOUNDATION
Identification Number 13-1659629
GRANTS AND EXPENDITURES REPORT

Statement #12
Page 237 of 302

| PROGRAM
COUNTRY
US STATE
Grantee Name(s) - Person(s) or Institution(s)
Purpose | UNEXPENDED
BALANCE
AS OF
01-Jan-2003 | APPROVED
IN 2003 | NET
EXPENDITURES
AS OF
Dec-2003 | LAPSES
(incl. canc
& recens)
IN 2003 | REVERSIONS
(incl. canc
& recens)
IN 2003 | UNEXPENDED
BALANCE
AS OF
Dec-2003 |
|--|---|---------------------|--|---|---|--|
| ===== | ===== | ===== | ===== | ===== | ===== | ===== |
| SOUTHEAST ASIA REGIONAL PROGRAM | | | | | | |
| LAO PDR | | | | | | |
| Ministry of Agriculture and Forestry, Lao PDR
toward the costs of a pilot project on Community Seed Multiplication and Rice Banks | 18,000.00 | 0.00 | 18,000.00 | 0.00 | 0.00 | 0.00 |
| National University of Laos
P O Box 7322
Vientiane, Lao PDR

for use by its Faculty of Agriculture in developing, through workshops and study tours to China, Thailand and Vietnam, a suitable curriculum of upland agriculture for application in Lao PDR | 0.00 | 15,000.00 | 15,000.00 | 0.00 | 0.00 | 0.00 |
| for use by its Faculty of Agriculture to strengthen its teaching capacities in upland agriculture and improve laboratory facilities in consultation with experts from Thai universities | 0.00 | 85,000.00 | 42,500.00 | 0.00 | 0.00 | 42,500.00 |
| for use by its Faculty of Medical Sciences in collaboration with leading public health institutions in Thailand and Vietnam to develop a community-based curriculum for the first-ever Master's of Public Health program to be undertaken in Lao PDR | 0.00 | 48,180.00 | 35,960.00 | 0.00 | 0.00 | 12,220.00 |
| Thangone Irrigation Technician School
Department of Irrigation
Ministry of Agriculture and Forestry
P O Box 139
Vientiane, Lao PDR

to produce local language textbooks for 33 different subjects relevant to rural development and irrigated agriculture in Lao PDR | 0.00 | 40,000.00 | 20,000.00 | 0.00 | 0.00 | 20,000.00 |
| Top Production House
PO Box 7405
Vientiane, Lao PDR

toward the production costs of "Growing-up on the Mekong," a series of television episodes to inform Lao youth about emerging socio-cultural trends in the Greater Mekong Sub-region | 0.00 | 95,890.00 | 0.00 | 0.00 | 0.00 | 95,890.00 |
| PHILIPPINES | | | | | | |
| International Rice Research Institute
DAPO Box 7777
Metro Manila, 1301 Philippines

to support the development of an education-entertainment approach to motivate Vietnamese and Laotian farmers to reduce pesticide use thereby enhancing human and environmental health | 300,000.00 | 0.00 | 100,000.00 | 0.00 | 0.00 | 200,000.00 |

Statement #12
Page 238 of 302

| PROGRAM
COUNTRY
US STATE
Grantee Name(s) - Person(s) or Institution(s)
Purpose | UNEXPENDED
BALANCE
AS OF
01-Jan-2003 | APPROVED
IN 2003 | NET
EXPENDITURES
AS OF
Dec-2003 | LAPSES
(incl. canc
& recens)
IN 2003 | REVERSIONS
(incl. canc
& recens)
IN 2003 | UNEXPENDED
BALANCE
AS OF
Dec-2003 |
|---|---|---------------------|--|---|---|--|
| SOUTHEAST ASIA REGIONAL PROGRAM | | | | | | |
| PHILIPPINES | | | | | | |
| Probe Media Foundation, Inc.
13 Matpid Street
Sikatuna Village
Diliman, 1101
Quezon City, Philippines | | | | | | |
| to continue support for the "Imaging the Mekong" media fellowship program on cross-border and cross-cultural issues in the Greater Mekong Sub-region | 119,782.88 | 0.00 | 0.00 | 0.00 | 0.00 | 119,782.88 |
| SEASREP Council, Inc
20F Escaler Street
Loyola Heights
Quezon City, 1108 Philippines | | | | | | |
| to support an examination of the "Mekong region" as a socio-cultural construct by reviewing relevant literature and the production of an anthology of original writings from a multi-disciplinary perspective | 55,567.00 | 0.00 | 0.00 | 0.00 | 0.00 | 55,567.00 |
| SWITZERLAND | | | | | | |
| International Organization for Migration
17 route des Monillons
C P 71
CH-1211
Geneva, Switzerland | | | | | | |
| for use by its Regional Mission, Bangkok, Thailand, to strengthen disease control measures and increase access to HIV/AIDS prevention and TB control among detained migrants in the Thai Immigration Detention Center | 0.00 | 55,000.00 | 55,000.00 | 0.00 | 0.00 | 0.00 |
| THAILAND | | | | | | |
| AIDS ACCESS Foundation
48/282 Center Place
Ramkhamhaeng Road
Sapan Soeng
Bangkok, 10240 Thailand | | | | | | |
| to develop and deliver a regional training institute addressing the prevention, care and support needs of people living with HIV/AIDS in the Greater Mekong Sub-region | 0.00 | 100,000.00 | 50,000.00 | 0.00 | 0.00 | 50,000.00 |
| AIDS Network Development Foundation
145/1 Sipoom Rd
Muang District
Chiang Mai, 50200 Thailand | | | | | | |
| for use by its Khon Kaen branch to develop and test HIV prevention intervention models for migrants from Lao PDR living in border provinces | 0.00 | 212,836.00 | 149,880.00 | 0.00 | 0.00 | 62,956.00 |

THE ROCKEFELLER FOUNDATION
Identification Number 13-1659629
GRANTS AND EXPENDITURES REPORT

Statement #12
Page 239 of 302

| PROGRAM
COUNTRY
US STATE
Grantee Name(s) - Person(s) or Institution(s)
Purpose | UNEXPENDED
BALANCE
AS OF
01-Jan-2003 | APPROVED
IN 2003 | NET
EXPENDITURES
AS OF
Dec-2003 | LAPSES
(incl. canc
& recens)
IN 2003 | REVERSIONS
(incl. canc
& recens)
IN 2003 | UNEXPENDED
BALANCE
AS OF
Dec-2003 |
|---|---|---------------------|--|---|---|--|
| SOUTHEAST ASIA REGIONAL PROGRAM | | | | | | |
| THAILAND | | | | | | |
| Asian Resource Foundation
1562/113, Soi 1/1, Moo Ban Pibul
Pracharaj Road
Bangkok, 10800 Thailand | | | | | | |
| to support a research fellowship program entitled "Islam in Transition In Southeast Asia: A View from Within" for young Muslim Intellectuals in the region | 91,730.00 | 0.00 | 74,290.00 | 0.00 | 0.00 | 17,440.00 |
| Chiang Mai University
239 Huay Kaew Road
Muang District
Chiang Mai, 50200 Thailand | | | | | | |
| for use by its Regional Center for Social Science and Sustainable Development for an experimental exchange program for graduate and postgraduate students and scholars in the Greater Mekong Sub-Region | 85,069.21 | 0.00 | 85,069.21 | 0.00 | 0.00 | 0.00 |
| for use by its Regional Center for Social Science and Sustainable Development in support of an experimental exchange program for graduate and postgraduate students and scholars in the Greater Mekong Sub-Region to study the civilization and culture of the Mon and Mon-Khmer people of the region | 86,460.00 | 0.00 | 30,800.00 | 0.00 | 0.00 | 55,660.00 |
| for use by its Regional Center for Social Science and Sustainable Development to add Vietnam to an ongoing experimental exchange program for graduate and postgraduate students and scholars in the Greater Mekong Sub-Region to study the civilization and culture of the Mon and Mon-Khmer people of the region | 0.00 | 18,500.00 | 18,500.00 | 0.00 | 0.00 | 0.00 |
| for use by its Social Research Institute in support of intellectual exchange within the Mekong sub-region regarding societal preparedness to address poverty in light of the rapid changes engulfing the region | 214.64 | 0.00 | 214.64 | 0.00 | 0.00 | 0.00 |
| for use by its Social Research Institute toward the costs of a comparative study on the Impact of globalization, regionalization and nationalism on the culture and social systems of selected ethnic groups in the Greater Mekong Sub-region | 0.00 | 87,655.00 | 74,455.00 | 0.00 | 0.00 | 13,200.00 |
| Chulalongkorn University
254 Phayathai Road Patumwan
Bangkok, 10330 Thailand | | | | | | |
| for use by its Faculty of Arts to launch a fellowship program, Weaving the Mekong Into Southeast Asia, thus enabling eight students from Greater Mekong countries to participate in its newly established master's degree program in Southeast Asian Studies | 0.00 | 234,408.00 | 117,204.00 | 0.00 | 0.00 | 117,204.00 |
| for use by its Institute of Asian Studies to support a collaborative research project with the Institute of Southeast Asian Studies, Hanoi, on the migratory movements of Vietnamese citizens to Thailand and back during the past sixty years | 52,555.00 | 0.00 | 52,555.00 | 0.00 | 0.00 | 0.00 |

THE ROCKEFELLER FOUNDATION
Identification Number 13-1659629
GRANTS AND EXPENDITURES REPORT

Statement #12
Page 240 of 302

| PROGRAM
COUNTRY
US STATE
Grantee Name(s) - Person(s) or Institution(s)
Purpose | UNEXPENDED
BALANCE
AS OF
01-Jan-2003 | APPROVED
IN 2003 | NET
EXPENDITURES
AS OF
Dec-2003 | LAPSES
(incl. canc
& recens)
IN 2003 | REVERSIONS
(incl. canc
& recens)
IN 2003 | UNEXPENDED
BALANCE
AS OF
Dec-2003 |
|--|---|---------------------|--|---|---|--|
| ===== | ===== | ===== | ===== | ===== | ===== | ===== |
| SOUTHEAST ASIA REGIONAL PROGRAM | | | | | | |
| THAILAND | | | | | | |
|
EMPOWER Foundation
Concrete House
57/60 Tivanond Road
Nonthabun, 11000 Thailand | | | | | | |
| for use by Its Concrete House to support participation by Greater Mekong and ASEAN artists in Asiatopia 5, a performance arts festival to be held in Thailand, November 10-23, 2003 | 0.00 | 18,900.00 | 18,900.00 | 0.00 | 0.00 | 0.00 |
|
Khon Kaen University
123 Mitararp Road
Amphoe Muang
Khon Kaen, 40002 Thailand | | | | | | |
| for use by Its Faculty of Agriculture's Office of International Agriculture toward the costs of a training program for selected faculty members of Laotian agricultural teaching institutions | 0.00 | 148,000.00 | 98,000.00 | 0.00 | 0.00 | 50,000.00 |
|
for use by Its Faculty of Agriculture's Office of International Agriculture toward the costs of a training program for selected faculty members of three Laotian agricultural colleges | 195,500.00 | 0.00 | 180,050.00 | 0.00 | 0.00 | 15,450.00 |
|
Komol Keemthong Foundation
8/23 Soi Banchangloh Prannok Road
Bangkoknoi, Bangkok, 10700 Thailand | | | | | | |
| for use by Its Mirror Art Group to create a Hilltribe Virtual Museum on the Internet to educate the public in Thailand and beyond about the rapidly vanishing languages and cultures of tribal people living in Northern Thailand | 45,023.00 | 0.00 | 45,023.00 | 0.00 | 0.00 | 0.00 |
|
Maejo University
Sansai
Chiang Mai, 50290 Thailand | | | | | | |
| for use by Its Faculty of Agricultural Production to enable agricultural organizations in Lao PDR, Vietnam and Thailand to collaborate in a feasibility study on the potential of upland fisheries development for mountainous poor communities in the Greater Mekong Sub-region | 0.00 | 64,000.00 | 36,000.00 | 0.00 | 0.00 | 28,000.00 |
|
Pattanakarn Foundation
120/3 Wannaying Road
Muang
Chachoengsao, 24000 Thailand | | | | | | |
| to develop experimental models to improve the health of marginalized cross-border ethnic communities in Kanchanaburi, Thailand | 0.00 | 99,700.00 | 49,600.00 | 0.00 | 0.00 | 50,100.00 |

THE ROCKEFELLER FOUNDATION
Identification Number 13-1659629
GRANTS AND EXPENDITURES REPORT

Statement #12
Page 241 of 302

| PROGRAM
COUNTRY
US STATE
Grantee Name(s) - Person(s) or Institution(s)
Purpose | UNEXPENDED
BALANCE
AS OF
01-Jan-2003 | APPROVED
IN 2003 | NET
EXPENDITURES
AS OF
Dec-2003 | LAPSES
(incl. canc
& recens)
IN 2003 | REVERSIONS
(incl. canc
& recens)
IN 2003 | UNEXPENDED
BALANCE
AS OF
Dec-2003 |
|--|---|---------------------|--|---|---|--|
| ===== | ===== | ===== | ===== | ===== | ===== | ===== |
| SOUTHEAST ASIA REGIONAL PROGRAM | | | | | | |
| THAILAND | | | | | | |
|
Population and Community Development Association
6 Sukhumvit 12
Bangkok, 10110 Thailand | | | | | | |
| for use by its Community Program Committee to plan community programs to ensure greater relevance to, and participation by, Greater Mekong Sub-region communities in the 15th International AIDS Conference to be held in 2004 in Bangkok, Thailand | 0.00 | 56,575.00 | 0.00 | 0.00 | 0.00 | 56,575.00 |
|
Rajamangala Institute of Technology, Kalasin Campus
Umpure Muang, Kalasin, 46000 Thailand | | | | | | |
| to foster linkages among Cambodian, Lao and Thai institutions of agricultural education and research | 10,000.00 | 0.00 | 10,000.00 | 0.00 | 0.00 | 0.00 |
| toward the cost of short-term training initiatives in education management and teaching capacity and technical skills development for selected faculty and administrators and scholarships for bachelor's degree study for selected students of six Laotian agricultural technical colleges and vocational schools | 155,600.00 | 0.00 | 0.00 | 0.00 | 0.00 | 155,600.00 |
|
Raks Thai Foundation
185-187 Phaholyothin Soi 11
Samsennai, Phayathai
Bangkok, 10400 Thailand | | | | | | |
| to strengthen capacity in HIV/AIDS, sexual health and gender advocacy and programming among organizations working with migrants in the Greater Mekong Sub-region | 0.00 | 249,710.00 | 120,580.00 | 0.00 | 0.00 | 129,130.00 |
|
Sanga Sabhasn Research Foundation
Queen Sankit Botanic Garden
P O Box Mae Rim
Chiang Mai, Thailand | | | | | | |
| to support an international symposium on uses and effects of pesticides in Thailand: ecological, biomedical and economic, to be held in Chiang Mai, Thailand | 50,000.00 | 0.00 | 50,000.00 | 0.00 | 0.00 | 0.00 |
|
Siam Society Under Royal Patronage
131 Soi 21 (Asoke)
Sukhumvit Rd
Bangkok, 10110 Thailand | | | | | | |
| to support a series of cultural performances by ethnic groups from Mekong countries now residing in Thailand, thus promoting understanding of the close linkages among the various ethnic identities in the region | 0.00 | 50,000.00 | 50,000.00 | 0.00 | 0.00 | 0.00 |

Statement #12
Page 242 of 302

| PROGRAM
COUNTRY
US STATE
Grantee Name(s) - Person(s) or Institution(s)
Purpose | UNEXPENDED
BALANCE
AS OF
01-Jan-2003 | APPROVED
IN 2003 | NET
EXPENDITURES
AS OF
Dec-2003 | LAPSES
(Incl. cancels
& recs.)
IN 2003 | REVERSIONS
(Incl. cancels
& recs.)
IN 2003 | UNEXPENDED
BALANCE
AS OF
Dec-2003 |
|--|---|---------------------|--|---|---|--|
| ===== | | | | | | |
| SOUTHEAST ASIA REGIONAL PROGRAM | | | | | | |
| THAILAND | | | | | | |
| | | | | | | |
| Silpakom University
22 Borommarachachonnani Road
Talingchan
Bangkok, 10170 Thailand | | | | | | |
| for use by its Faculty of Painting, Sculpture and Graphic Arts to support a collaborative bilateral scholars-in-residence program with the College of Arts at Hue University in Vietnam | 77,295.00 | 0.00 | 0.00 | 0.00 | 0.00 | 77,295.00 |
| | | | | | | |
| VIETNAM | | | | | | |
| | | | | | | |
| Centre for Research and Development of Ethnomedicinal Plants
9-Vu Huu Loi St
Hanoi, Vietnam | | | | | | |
| to support a feasibility study on strategies to increase incomes through marketing of indigenous plant resources among the Dao upland communities in northern Vietnam | 0.00 | 32,540.00 | 32,540.00 | 0.00 | 0.00 | 0.00 |
| | | | | | | |
| Hanoi Agricultural University
Chau Quy, Gia Lam
Hanoi, Vietnam | | | | | | |
| In support of its efforts to foster a collaborative process among Vietnamese institutions and enhance their research and training capacity in sustainable agricultural development and natural resource management in the upland communities | 0.00 | 45,020.00 | 45,040.00 | 0.00 | 0.00 | -20.00 |
| | | | | | | |
| to assist organizations in Lao PDR and Vietnam in carrying out trans-bordered watershed management planning | 0.00 | 88,000.00 | 57,000.00 | 0.00 | 0.00 | 31,000.00 |
| | | | | | | |
| Hanoi Medical University
1 Ton That Tung Street
Hanoi, Vietnam | | | | | | |
| for use by its Community Health Research Unit to undertake, in relation to HIV and STI transmission, a comprehensive socio-medical impact analysis of transnational infrastructural development and resulting increased mobility across Greater Mekong countries | 0.00 | 100,000.00 | 50,000.00 | 0.00 | 0.00 | 50,000.00 |
| | | | | | | |
| Hue University
3 Le Loi Street
Dai Noi
Hue City, Vietnam | | | | | | |
| for use by its College of Arts to support Mekong and ASEAN sculptors to participate in the Fourth International Sculpture Symposium, to be held in Hue, Vietnam, May 1-June 15, 2004. | 0.00 | 60,000.00 | 60,000.00 | 0.00 | 0.00 | 0.00 |

THE ROCKEFELLER FOUNDATION
Identification Number 13-1659629
GRANTS AND EXPENDITURES REPORT

Statement #12
Page 243 of 302

| PROGRAM
COUNTRY
US STATE
Grantee Name(s) - Person(s) or Institution(s)
Purpose | UNEXPENDED
BALANCE
AS OF
01-Jan-2003 | APPROVED
IN 2003 | NET
EXPENDITURES
AS OF
Dec-2003 | LAPSES
(incl. canc
& recens)
IN 2003 | REVERSIONS
(incl. canc
& recens)
IN 2003 | UNEXPENDED
BALANCE
AS OF
Dec-2003 |
|--|---|---------------------|--|---|---|--|
| ===== | ===== | ===== | ===== | ===== | ===== | ===== |
| SOUTHEAST ASIA REGIONAL PROGRAM | | | | | | |
| VIETNAM | | | | | | |
|
Hue University of Agriculture and Forestry
102 Phung Hung Street
Hue City, Vietnam | | | | | | |
| In support of its project to foster a collaborative process among Vietnamese institutions and enhance their research and training capacity in sustainable agricultural development and natural resource management in the upland communities | 0.00 | 45,860.00 | 22,950.00 | 0.00 | 0.00 | 22,910.00 |
|
to support the design and plan the development of a national network on upland natural resource management for sustainable development in Vietnam | 31,000.00 | 0.00 | 31,000.00 | 0.00 | 0.00 | 0.00 |
|
Ministry of Agriculture and Rural Development
2 Ngoc Ha
Hanoi, Vietnam | | | | | | |
| for use by its Information Center for Agriculture and Rural Development to conduct training programs for Ministry staff on data management, poverty mapping, rural poverty analysis and policy research methodologies | 0.00 | 50,000.00 | 50,000.00 | 0.00 | 0.00 | 0.00 |
|
National Center for Social Sciences and Humanities of Vietnam
36 Hang Chuoi Street
Hanoi, Vietnam | | | | | | |
| to support participation of scholars, social activists and government officials in a regional conference on cooperation among countries in the Greater Mekong Sub-region: challenges and opportunities in the context of new changes in Asia-Pacific, to be held in Hanoi, Vietnam | 0.00 | 25,205.00 | 25,205.00 | 0.00 | 0.00 | 0.00 |
|
Nong Lam University
Linh Trung Ward Thu Duc District
Ho Chi Minh City, Vietnam | | | | | | |
| In support of its project to foster a collaborative process among Vietnamese institutions and enhance their research and training capacity in sustainable agricultural development and natural resource management in the upland communities | 0.00 | 42,730.00 | 21,365.00 | 0.00 | 0.00 | 21,365.00 |
|
STDs/HIV/AIDS Prevention Center
90B - Nui Truc Lane
Giang Van Minh Street
Ba Dinh District
Hanoi, Vietnam | | | | | | |
| to support its project to reduce the vulnerability and strengthen the health and social support systems of ethnic minority communities in the Vietnam-Lao PDR border area, especially in relation to HIV/AIDS | 0.00 | 120,000.00 | 71,838.00 | 0.00 | 0.00 | 48,162.00 |

Statement #12
Page 244 of 302

THE ROCKEFELLER FOUNDATION
Identification Number 13-1659629
GRANTS AND EXPENDITURES REPORT

Statement #12
Page 245 of 302

| PROGRAM
COUNTRY
US STATE
Grantee Name(s) - Person(s) or Institution(s)
Purpose | UNEXPENDED
BALANCE
AS OF
01-Jan-2003 | APPROVED
IN 2003 | NET
EXPENDITURES
AS OF
Dec-2003 | LAPSES
(incl. canc
& recens)
IN 2003 | REVERSIONS
(incl. canc
& recens)
IN 2003 | UNEXPENDED
BALANCE
AS OF
Dec-2003 |
|---|---|---------------------|--|---|---|--|
| ===== | ===== | ===== | ===== | ===== | ===== | ===== |
| SOUTHEAST ASIA REGIONAL PROGRAM | | | | | | |
| GENERAL - FOUNDATION ADMINISTERED PROJECTS | | | | | | |
|
toward the cost of further diagnostic work on upland agriculture to support the Foundation's Food Security exploration in the Greater Mekong Sub-region | 49,300.00 | 0.00 | 49,300.00 | 0.00 | 0.00 | 0.00 |
|
toward the costs of exploring development by the Foundation's Southeast Asia Regional Program and its Food Security Theme of an integrated course of action for the Foundation in the Greater Mekong Sub-region of Southeast Asia | 0.00 | 50,000.00 | 49,537.14 | 0.00 | 0.00 | 462.86 |
|
toward the costs of further enhancing the conceptual development of the Southeast Asia Regional Program's Learning Across Boundaries Area of Work through better integration of the notion of identity boundaries with that of geo-political boundaries | 0.00 | 100,000.00 | 60,265.00 | 0.00 | 0.00 | 39,735.00 |
|
TOTAL: 66 - SOUTHEAST ASIA REGIONAL PROGRAM | 2,006,109.98 | 3,625,000.00 | 3,199,718.82 | 0.00 | 0.00 | 2,431,391.16 |

THE ROCKEFELLER FOUNDATION
Identification Number 13-1659629
GRANTS AND EXPENDITURES REPORT

Statement #12
Page 246 of 302

| PROGRAM
COUNTRY
US STATE
Grantee Name(s) - Person(s) or Institution(s)
Purpose | UNEXPENDED
BALANCE
AS OF
01-Jan-2003 | APPROVED
IN 2003 | NET
EXPENDITURES
AS OF
Dec-2003 | LAPSES
(incl. canc
& recens)
IN 2003 | REVERSIONS
(incl. canc
& recens)
IN 2003 | UNEXPENDED
BALANCE
AS OF
Dec-2003 |
|--|---|---------------------|--|---|---|--|
| ----- | ----- | ----- | ----- | ----- | ----- | ----- |
| SPECIAL INTERESTS | | | | | | |
| ENGLAND | | | | | | |
|
Panos Institute
9 White Lion Street
London, N1 9PD England | | | | | | |
| in support of the Communications & Social Change project | 120,191.00 | 0.00 | 120,191.00 | 0.00 | 0.00 | 0.00 |
|
UNITED STATES | | | | | | |
| ARIZONA | | | | | | |
| Arizona State University
Tempe, Arizona 85287 | | | | | | |
| for "1848/1898@1998: Transhistoric Thresholds," a research and education project commemorating the 1848
Treaty of Guadalupe Hidalgo and the end of the Spanish American War in 1898 | 0.00 | 0.00 | -1,708.08 | 1,708.08 | 0.00 | 0.00 |
|
TOTAL: 2 - SPECIAL INTERESTS | 120,191.00 | 0.00 | 118,482.92 | 1,708.08 | 0.00 | 0.00 |

THE ROCKEFELLER FOUNDATION
Identification Number 13-1659629
GRANTS AND EXPENDITURES REPORT

Statement #12
Page 247 of 302

| PROGRAM
COUNTRY
US STATE
Grantee Name(s) - Person(s) or Institution(s)
Purpose | UNEXPENDED
BALANCE
AS OF
01-Jan-2003 | APPROVED
IN 2003 | NET
EXPENDITURES
AS OF
Dec-2003 | LAPSES
(incl. cancels
& recs) | REVERSIONS
(incl. cancels
& recs) | UNEXPENDED
BALANCE
AS OF
Dec-2003 |
|---|---|---------------------|--|-------------------------------------|---|--|
| ----- | ----- | ----- | ----- | ----- | ----- | ----- |
| SPECIAL INTERNATIONAL INITIATIVES | | | | | | |
| UNITED STATES | | | | | | |
| GEORGIA | | | | | | |
| University of Georgia
Lustrat House
Athens, Georgia 30602 | | | | | | |
| In support of a feasibility study of India-U.S. cooperation | 0.00 | 0.00 | -62.49 | 62.49 | 0.00 | 0.00 |
| In support of the Center for International Trade and Security's work on U.S. policy toward India | 0.00 | 0.00 | -3,083.43 | 3,083.43 | 0.00 | 0.00 |
| GENERAL - FOUNDATION ADMINISTERED PROJECTS | | | | | | |
| for administrative costs of the Philanthropy Workshop | 15.00 | 0.00 | 0.00 | 15.00 | 0.00 | 0.00 |
| for support of Foundation-administered activities surrounding the International Security program's work in regional security and cooperation, and nuclear nonproliferation in the Asia-Pacific region | 7,768.70 | 0.00 | 0.00 | 7,768.70 | 0.00 | 0.00 |
| to support the collection, indexing and initial analysis of materials for preparation of a case study on landmines | 6,662.61 | 0.00 | 0.00 | 6,662.61 | 0.00 | 0.00 |
| toward administrative costs of the Philanthropy Workshop | 283.91 | 0.00 | 0.00 | 283.91 | 0.00 | 0.00 |
| TOTAL: 6 - SPECIAL INTERNATIONAL INITIATIVES | 14,730.22 | 0.00 | -3,145.92 | 17,876.14 | 0.00 | 0.00 |

Statement #12
Page 248 of 302

| PROGRAM
COUNTRY
US STATE
Grantee Name(s) - Person(s) or Institution(s)
Purpose | UNEXPENDED
BALANCE
AS OF
01-Jan-2003 | APPROVED
IN 2003 | NET
EXPENDITURES
AS OF
Dec-2003 | LAPSES
(incl. canc
& recens)
IN 2003 | REVERSIONS
(incl. canc
& recens)
IN 2003 | UNEXPENDED
BALANCE
AS OF
Dec-2003 |
|--|---|---------------------|--|---|---|--|
| ===== | | | | | | |
| SPECIAL PROGRAMS | | | | | | |
| ENGLAND | | | | | | |
| | | | | | | |
| Chanties Aid Foundation
Kings Hill
West Malling, Kent, ME19 4TA England | | | | | | |
| for a project organized by its New Delhi office concerning new mechanisms to encourage Indians living in the United States to assist charitable organizations within India that work for social and economic development | 33,478.00 | 0.00 | 24,123.00 | 0.00 | 0.00 | 9,355.00 |
| | | | | | | |
| London School of Economics and Political Science, University of London
Houghton Street
London, WC2A 2AE England | | | | | | |
| for a study on global governance and the reconfiguration of political authority | 38,190.00 | 0.00 | 38,190.00 | 0.00 | 0.00 | 0.00 |
| | | | | | | |
| KENYA | | | | | | |
| | | | | | | |
| Coalition on Violence Against Women - Kenya
Ngong Road, near Adams Arcade
P O Box 7631
Nairobi, Kenya | | | | | | |
| to decrease the incidence of domestic violence in Kenya by educating the public about women's rights under the law | 50,000.00 | 0.00 | 50,000.00 | 0.00 | 0.00 | 0.00 |
| | | | | | | |
| PHILIPPINES | | | | | | |
| | | | | | | |
| The Asia Rice Foundation
2090 Guinto cor Kayumanqui Street
Collegeville Subdivision
Tuntungin
Los Banos, 10330 Philippines | | | | | | |
| in general support of its programs on rice that are essential for regional rice food security and the well being of Asian rice farmers | 183,400.00 | 0.00 | 103,378.00 | 0.00 | 0.00 | 80,022.00 |
| | | | | | | |
| SWITZERLAND | | | | | | |
| | | | | | | |
| World Health Organization
20 Avenue Appia
CH-1211
Geneva, 27 Switzerland | | | | | | |
| for research in Namibia and Tanzania as part of a multi-country research study on women's health and domestic violence | 50,000.00 | 0.00 | 0.00 | 0.00 | 0.00 | 50,000.00 |

THE ROCKEFELLER FOUNDATION
Identification Number 13-1659629
GRANTS AND EXPENDITURES REPORT

Statement #12
Page 249 of 302

| PROGRAM
COUNTRY
US STATE
Grantee Name(s) - Person(s) or Institution(s)
Purpose | UNEXPENDED
BALANCE
AS OF
01-Jan-2003 | APPROVED
IN 2003 | NET
EXPENDITURES
AS OF
Dec-2003 | LAPSES
(incl. cancels
& recens)
IN 2003 | REVERSIONS
(incl. cancels
& recens)
IN 2003 | UNEXPENDED
BALANCE
AS OF
Dec-2003 |
|--|---|---------------------|--|--|--|--|
| ----- | ----- | ----- | ----- | ----- | ----- | ----- |
| SPECIAL PROGRAMS | | | | | | |
| UNITED STATES | | | | | | |
| ARIZONA | | | | | | |
| Andrea G. Black
P. O. Box 1711
Florence, Arizona 85232 | | | | | | |
| to enable her to participate in the four modules of the Next Generation Leadership program | 6,289.95 | 0.00 | 2,152.83 | 0.00 | 4,137.12 | 0.00 |
| ARKANSAS | | | | | | |
| Janet L. Perkins
2404 South Gaines Street
Little Rock, Arkansas 72206 | | | | | | |
| to enable her to participate in the four modules of the Next Generation Leadership program | 3,726.58 | 0.00 | 0.00 | 0.00 | 3,726.58 | 0.00 |
| CALIFORNIA | | | | | | |
| Asian American/Pacific Islanders in Philanthropy
225 Bush Street
Suite 580
San Francisco, California 94104-4224 | | | | | | |
| to provide general operating support | 30,000.00 | 0.00 | 30,000.00 | 0.00 | 0.00 | 0.00 |
| Gwenn A. Baldwin
603 S. Highlander Avenue
Los Angeles, California 90036 | | | | | | |
| to enable her to participate in the four modules for the Next Generation Leadership program | 8,173.42 | 0.00 | 2,028.80 | 0.00 | 6,144.62 | 0.00 |
| Jane C. Leu
251 San Carlos Avenue
Sausalito, California 94965 | | | | | | |
| to enable her to participate in the four modules of the Next Generation Leadership program | 4,381.11 | 0.00 | 0.00 | 0.00 | 4,381.11 | 0.00 |
| Raymond A. Colmenar
7 Veteran Way
Oakland, California 94620 | | | | | | |
| to enable him to participate in the four modules of the Next Generation Leadership program | 3,860.57 | 0.00 | 2,960.81 | 0.00 | 899.76 | 0.00 |
| Renee M. Saucedo
3321 17th Street #15
San Francisco, California 94110 | | | | | | |
| to enable her to participate in the four modules of the Next Generation Leadership program | 5,687.15 | 0.00 | 701.50 | 0.00 | 4,985.65 | 0.00 |

THE ROCKEFELLER FOUNDATION
Identification Number 13-1659629
GRANTS AND EXPENDITURES REPORT

Statement #12
Page 250 of 302

| PROGRAM
COUNTRY
US STATE
Grantee Name(s) - Person(s) or Institution(s)
Purpose | UNEXPENDED
BALANCE
AS OF
01-Jan-2003 | APPROVED
IN 2003 | NET
EXPENDITURES
AS OF
Dec-2003 | LAPSES
(incl. canc
& recens)
IN 2003 | REVERSIONS
(incl. canc
& recens)
IN 2003 | UNEXPENDED
BALANCE
AS OF
Dec-2003 |
|--|---|---------------------|--|---|---|--|
| ===== | ===== | ===== | ===== | ===== | ===== | ===== |
| SPECIAL PROGRAMS | | | | | | |
| UNITED STATES | | | | | | |
| CALIFORNIA | | | | | | |
| Son Minh Le | | | | | | |
| 494 Wickson Avenue | | | | | | |
| Oakland, California 94610 | | | | | | |
| to enable him to attend the four modules of the Next Generation Leadership program | 5,638.95 | 0.00 | 3,343.50 | 0.00 | 2,295.45 | 0.00 |
|
Zar Ni | | | | | | |
| 1720 Rose Street | | | | | | |
| Berkeley, California 94702 | | | | | | |
| to enable him to participate in the four modules of the Next Generation Leadership program | 2,209.83 | 0.00 | 0.00 | 0.00 | 2,209.83 | 0.00 |
|
COLORADO | | | | | | |
| Jon A Stout | | | | | | |
| 3030 3rd Street | | | | | | |
| Boulder, Colorado 80304 | | | | | | |
| to enable him to participate in the four modules of the Next Generation Leadership program | 8,822.08 | 0.00 | 3,213.00 | 0.00 | 5,609.08 | 0.00 |
|
WASHINGTON, DC | | | | | | |
| JoAnn K Chase | | | | | | |
| 1801 16th Street, N W | | | | | | |
| Washington, DC 20009 | | | | | | |
| to enable her to participate in the four modules of the Next Generation Leadership program | 4,244.40 | 0.00 | 1,099.50 | 0.00 | 3,144.90 | 0.00 |
|
KENTUCKY | | | | | | |
| Affredie H Davis | | | | | | |
| 210 Boone Street | | | | | | |
| Berea, Kentucky 40403 | | | | | | |
| to enable him to participate in the four modules of the Next Generation Leadership program | 2,268.76 | 0.00 | 814.50 | 0.00 | 1,454.26 | 0.00 |
|
MASSACHUSETTS | | | | | | |
| Shaun Paul | | | | | | |
| 54 Springfield Street | | | | | | |
| Somerville, Massachusetts 02143 | | | | | | |
| to enable him to participate in the four modules of the Next Generation Leadership program | 3,801.56 | 0.00 | 1,771.09 | 0.00 | 2,030.47 | 0.00 |

THE ROCKEFELLER FOUNDATION
Identification Number 13-1659629
GRANTS AND EXPENDITURES REPORT

Statement #12
Page 251 of 302

| PROGRAM
COUNTRY
US STATE
Grantee Name(s) - Person(s) or Institution(s)
Purpose | UNEXPENDED
BALANCE
AS OF
01-Jan-2003 | APPROVED
IN 2003 | NET
EXPENDITURES
AS OF
Dec-2003 | LAPSES
(incl. canc
& recens)
IN 2003 | REVERSIONS
(incl. canc
& recens)
IN 2003 | UNEXPENDED
BALANCE
AS OF
Dec-2003 |
|---|---|---------------------|--|---|---|--|
| ===== | ===== | ===== | ===== | ===== | ===== | ===== |
| SPECIAL PROGRAMS | | | | | | |
| UNITED STATES | | | | | | |
| MICHIGAN | | | | | | |
| University of Michigan
503 Thompson Street
2074 Fleming Administrative Building
Ann Arbor, Michigan 48109-1340 | | | | | | |
| for a study of how gender affects the well-being of older Asians and the support provided to them by family members | 0.00 | 0.00 | -3,858.43 | 3,858.43 | 0.00 | 0.00 |
| MISSOURI | | | | | | |
| Rudolph W Nickens, Jr
1314 Boland Place
St. Louis, Missouri 63117 | | | | | | |
| to enable him to participate in the four modules of the Next Generation Leadership program | 8,734.57 | 0.00 | 0.00 | 0.00 | 8,734.57 | 0.00 |
| NEW JERSEY | | | | | | |
| Diana MTK Autin
9 Lexington Avenue
Montclair, New Jersey 07042 | | | | | | |
| to enable her to participate in the four modules of the Next Generation Leadership program | 4,048.62 | 0.00 | 2,868.45 | 0.00 | 1,180.17 | 0.00 |
| NEW MEXICO | | | | | | |
| Alvin Warren
PO Box 913
Española, New Mexico 87532 | | | | | | |
| to enable him to participate in the four modules of the Next Generation Leadership program | 3,380.77 | 0.00 | 3,380.77 | 0.00 | 0.00 | 0.00 |
| Moises Gonzales
Rt. 5 Box 443
Española, New Mexico 87532 | | | | | | |
| to enable him to participate in the four modules of the Next Generation Leadership program | 3,393.24 | 0.00 | 1,203.17 | 0.00 | 2,190.07 | 0.00 |
| NEW YORK | | | | | | |
| Columbia University
202 Low Memorial Library
New York, New York 10027 | | | | | | |
| for a series of international roundtables held by its Center on International Organization to monitor, assess and report on progress related to the United Nations Millennium Declaration targets | 154,275.00 | 0.00 | 0.00 | 0.00 | 0.00 | 154,275.00 |

THE ROCKEFELLER FOUNDATION
Identification Number 13-1659629
GRANTS AND EXPENDITURES REPORT

Statement #12
Page 252 of 302

| PROGRAM
COUNTRY
US STATE
Grantee Name(s) - Person(s) or Institution(s)
Purpose | UNEXPENDED
BALANCE
AS OF
01-Jan-2003 | APPROVED
IN 2003 | NET
EXPENDITURES
AS OF
Dec-2003 | LAPSES
(incl. cancels
& recens)
IN 2003 | REVERSIONS
(incl. cancels
& recens)
IN 2003 | UNEXPENDED
BALANCE
AS OF
Dec-2003 |
|---|---|---------------------|--|--|--|--|
| SPECIAL PROGRAMS | | | | | | |
| UNITED STATES | | | | | | |
| NEW YORK | | | | | | |
| Evie Hantzopoulos
32-39 33rd Street
Astoria, New York 11106 | | | | | | |
| to enable her to participate in the four modules of the Next Generation Leadership program | 6,360.71 | 0.00 | 2,544.92 | 0.00 | 3,815.79 | 0.00 |
| Julie H Horowitz
1700 York Avenue #7L
New York, New York 10128 | | | | | | |
| to enable her to participate in the four modules of the Next Generation Leadership program | 5,633.59 | 0.00 | 0.00 | 0.00 | 5,633.59 | 0.00 |
| Mark W Grffith
1238 Dean Street
Brooklyn, New York 11216 | | | | | | |
| to enable him to participate in the four modules of the Next Generation Leadership program | 6,576.79 | 0.00 | 3,179.50 | 0.00 | 3,397.29 | 0.00 |
| Matthew Klein
319 Sterling Place #2
Brooklyn, New York 11238 | | | | | | |
| to enable him to participate in the four modules of the Next Generation Leadership program | 7,160.00 | 0.00 | 0.00 | 0.00 | 7,160.00 | 0.00 |
| New York University
70 Washington Square South
12th Floor
New York, New York 10012 | | | | | | |
| for roundtable discussions organized by the Center for the Study of International Organization on developing a road map for achieving the targets enunciated in the United Nations' Millennium declaration | 25,485.00 | 0.00 | 0.00 | 0.00 | 0.00 | 25,485.00 |
| Rockefeller Family Fund, Inc
437 Madison Avenue, 37th Floor
New York, New York 10022-7001 | | | | | | |
| for use by its Environmental Grantmakers Association toward the costs of the Funders Network on Trade and Globalization, an initiative designed to support foundations and other funders in their efforts to promote global relations, policies and institutions that foster sustainable development around the world | 30,000.00 | 0.00 | 30,000.00 | 0.00 | 0.00 | 0.00 |

THE ROCKEFELLER FOUNDATION
Identification Number 13-1659629
GRANTS AND EXPENDITURES REPORT

Statement #12
Page 253 of 302

| PROGRAM
COUNTRY
US STATE
Grantee Name(s) - Person(s) or Institution(s)
Purpose | UNEXPENDED
BALANCE
AS OF
01-Jan-2003 | APPROVED
IN 2003 | NET
EXPENDITURES
AS OF
Dec-2003 | LAPSES
(incl. canc
& recens)
IN 2003 | REVERSIONS
(incl. canc
& recens)
IN 2003 | UNEXPENDED
BALANCE
AS OF
Dec-2003 |
|--|---|---------------------|--|---|---|--|
| ===== | ===== | ===== | ===== | ===== | ===== | ===== |
| SPECIAL PROGRAMS | | | | | | |
| UNITED STATES | | | | | | |
| NEW YORK | | | | | | |
| The Asia Society
725 Park Avenue
New York, New York 10021-5088 | | | | | | |
| toward the costs of an independent task force on India and South Asia, undertaken in collaboration with the Council on Foreign Relations, and an examination of the extent to which diaspora Indian philanthropy can become a source of significant funding for an Indian/global microfinance initiative | 47,500.00 | 0.00 | 47,500.00 | 0.00 | 0.00 | 0.00 |
|
The Population Council, Inc
One Dag Hammarskjold Plaza
New York, New York 10017 | | | | | | |
| for a meeting at the Foundation's Bellagio Study and Conference Center on the political economy of global population change, and the publication of a supplement to its Population and Development Review based on the conference proceedings | 50,000.00 | 0.00 | 50,000.00 | 0.00 | 0.00 | 0.00 |
|
PENNSYLVANIA | | | | | | |
| Deirdre Lynn Bailey
6414 Musgrave Street
Philadelphia, Pennsylvania 19119 | | | | | | |
| to enable her to participate in the four modules of the Next Generation Leadership program | 7,558.31 | 0.00 | 0.00 | 0.00 | 7,558.31 | 0.00 |
|
Joseph Youngblood II
4038 Ford Road
Philadelphia, Pennsylvania 19131 | | | | | | |
| to enable him to participate in the four modules of the Next Generation Leadership program | 145.76 | 0.00 | 145.76 | 0.00 | 0.00 | 0.00 |
|
TEXAS | | | | | | |
| David Anzmendi
6109 N Cynthia Street
McAllen, Texas 78504 | | | | | | |
| to enable him to participate in the four modules of the Next Generation Leadership program | 1,417.95 | 0.00 | 1,417.95 | 0.00 | 0.00 | 0.00 |
|
GENERAL - FOUNDATION ADMINISTERED PROJECTS | | | | | | |
| for the costs of continuing the Next Generation Leadership program | 35,499.09 | 0.00 | 34,486.59 | 0.00 | 0.00 | 1,012.50 |
|
for the planning phase of a project to launch an independent global commission on human security | 89,362.98 | 0.00 | 56,983.00 | 0.00 | 0.00 | 32,379.98 |

THE ROCKEFELLER FOUNDATION
Identification Number 13-1659629
GRANTS AND EXPENDITURES REPORT

Statement #12
Page 254 of 302

| PROGRAM
COUNTRY
US STATE
Grantee Name(s) - Person(s) or Institution(s)
Purpose | UNEXPENDED
BALANCE
AS OF
01-Jan-2003 | APPROVED
IN 2003 | NET
EXPENDITURES
AS OF
Dec-2003 | LAPSES
(incl. canc
& recens)
IN 2003 | REVERSIONS
(incl. canc
& recens)
IN 2003 | UNEXPENDED
BALANCE
AS OF
Dec-2003 |
|--|---|---------------------|--|---|---|--|
| ===== | ===== | ===== | ===== | ===== | ===== | ===== |
| SPECIAL PROGRAMS | | | | | | |
| GENERAL - FOUNDATION ADMINISTERED PROJECTS | | | | | | |
|
for the program costs of The Philanthropy Workshop | 93,173.41 | 0.00 | 69,029.57 | 0.00 | 0.00 | 24,143.84 |
|
to explore the feasibility of establishing a non-profit global portal in philanthropy and the non-profit sector and, if feasible, to develop a business plan and mobilize resources to launch the portal | 30,684.31 | 0.00 | 0.00 | 30,684.31 | 0.00 | 0.00 |
|
to explore the feasibility of establishing a non-profit global portal in philanthropy and the non-profit sector and, if feasible, to develop a business plan and mobilize resources to launch the portal | 1,746.96 | 0.00 | 0.00 | 1,746.96 | 0.00 | 0.00 |
|
to support research, development and analysis of the communication for social change process and outcome indicators | 48,913.16 | 0.00 | 23,079.99 | 0.00 | 0.00 | 25,833.17 |
|
toward the costs of a Bellagio conference to explore new approaches in communication for social change | 325.00 | 0.00 | 0.00 | 0.00 | 0.00 | 325.00 |
|
toward the costs of a review of communication for social change strategy development held at the Bellagio Study and Conference Center, August 2001, and follow-up activities | 64,636.39 | 0.00 | 59,844.60 | 0.00 | 0.00 | 4,791.79 |
|
TOTAL: 43 - SPECIAL PROGRAMS | 1,170,183.97 | 0.00 | 645,582.37 | 36,289.70 | 80,688.62 | 407,623.28 |

THE ROCKEFELLER FOUNDATION
Identification Number 13-1659629
GRANTS AND EXPENDITURES REPORT

Statement #12
Page 255 of 302

| PROGRAM
COUNTRY
US STATE
Grantee Name(s) - Person(s) or Institution(s)
Purpose | UNEXPENDED
BALANCE
AS OF
01-Jan-2003 | APPROVED
IN 2003 | NET
EXPENDITURES
AS OF
Dec-2003 | LAPSES
(incl. canc
& recens)
IN 2003 | REVERSIONS
(incl. canc
& recens)
IN 2003 | UNEXPENDED
BALANCE
AS OF
Dec-2003 |
|--|---|---------------------|--|---|---|--|
| ----- | ----- | ----- | ----- | ----- | ----- | ----- |
| STRATEGIC ALLIANCE | | | | | | |
| UNITED STATES | | | | | | |
| CALIFORNIA | | | | | | |
| Catholic Charities of the Diocese of Fresno
1550 N Fresno Street
Fresno, California 93703 | | | | | | |
| to support its participation in the Fresno regional collaborative of the California Works for Better Health project, a statewide initiative designed to improve the health and economic opportunity of residents living in California | 60,000.00 | 0.00 | 0.00 | 0.00 | 60,000.00 | 0.00 |
| Community Coalition for Substance Abuse Prevention and Treatment
8101 South Vermont Avenue
Los Angeles, California 90044 | | | | | | |
| to support its participation in the Los Angeles regional collaborative of the California Works for Better Health project, a statewide initiative designed to improve the health and economic opportunity of residents living in California | 60,000.00 | 0.00 | 60,000.00 | 0.00 | 0.00 | 0.00 |
| East L A. Community Corporation
530 South Boyle Avenue
Los Angeles, California 90033 | | | | | | |
| to support its participation in the Los Angeles regional collaborative of the California Works for Better Health project, a statewide initiative designed to improve the health and economic opportunity of residents living in California | 60,000.00 | 0.00 | 60,000.00 | 0.00 | 0.00 | 0.00 |
| Environmental Health Coalition
1717 Kettner Boulevard, Suite 100
San Diego, California 92101 | | | | | | |
| to support its participation in the San Diego regional collaborative of the California Works for Better Health project, a statewide initiative designed to improve the health and economic opportunity of residents living in California | 60,000.00 | 0.00 | 60,000.00 | 0.00 | 0.00 | 0.00 |
| San Diego Organizing Project
4305 University Ave , Suite 545
San Diego, California 92105 | | | | | | |
| to support its participation in the San Diego regional collaborative of the California Works for Better Health project, a statewide initiative designed to improve the health and economic opportunity of residents living in California | 60,000.00 | 0.00 | 60,000.00 | 0.00 | 0.00 | 0.00 |
| Strategic Concepts in Organizing and Policy Education
1715 West Florence Avenue, 2nd Floor
Los Angeles, California 90047 | | | | | | |
| to support its participation in the Los Angeles regional collaborative of the California Works for Better Health project, a statewide initiative designed to improve the health and economic opportunity of residents living in California | 60,000.00 | 0.00 | 60,000.00 | 0.00 | 0.00 | 0.00 |

Statement #12
Page 256 of 302

| PROGRAM | UNEXPENDED | | NET | LAPSES | REVERSIONS | UNEXPENDED |
|---|--------------------|-----------------|---------------------|----------------------|----------------------|-------------------|
| COUNTRY | BALANCE | | EXPENDITURES | (incl. canc | (incl. canc | BALANCE |
| US STATE | AS OF | APPROVED | AS OF | & recens) | & recens) | AS OF |
| Grantee Name(s) - Person(s) or Institution(s) | 01-Jan-2003 | IN 2003 | Dec-2003 | IN 2003 | IN 2003 | Dec-2003 |
| Purpose | | | | | | |
| STRATEGIC ALLIANCE | | | | | | |
| UNITED STATES | | | | | | |
| WASHINGTON, DC | | | | | | |
| Center for Community Change | | | | | | |
| 1000 Wisconsin Avenue, N W | | | | | | |
| Washington, DC 20007 | | | | | | |
|
to support the participation of its project, the Alameda Corridor Jobs Coalition, in the Los Angeles regional collaborative of the California Works for Better Health project, a statewide initiative designed to improve the health and economic opportunity of residents living in California | 60,000.00 | 0.00 | 60,000.00 | 0.00 | 0.00 | 0.00 |
| TOTAL: 7 - STRATEGIC ALLIANCE | 420,000.00 | 0.00 | 360,000.00 | 0.00 | 60,000.00 | 0.00 |

Statement #12
Page 257 of 302

| PROGRAM
COUNTRY
US STATE
Grantee Name(s) - Person(s) or Institution(s)
Purpose | UNEXPENDED
BALANCE
AS OF
01-Jan-2003 | APPROVED
IN 2003 | NET
EXPENDITURES
AS OF
Dec-2003 | LAPSES
(incl. canc
& recens)
IN 2003 | REVERSIONS
(incl. canc
& recens)
IN 2003 | UNEXPENDED
BALANCE
AS OF
Dec-2003 |
|---|---|---------------------|--|---|---|--|
| ===== | ===== | ===== | ===== | ===== | ===== | ===== |
| UNDERSTANDING DEVELOPMENT | | | | | | |
| UNITED STATES | | | | | | |
| CONNECTICUT | | | | | | |
| Yale University | | | | | | |
| Woodbridge Hall | | | | | | |
| 105 Wall Street | | | | | | |
| P O Box 208229 | | | | | | |
| New Haven, Connecticut 06520-8229 | | | | | | |
| to build the analytic capacity for evaluating how public policy and technological change in low-income countries
contribute to differences in production and consumption between men and women | 825,000.00 | 0.00 | 0.00 | 0.00 | 0.00 | 825,000.00 |
| | | | | | | |
| TOTAL: 1 - UNDERSTANDING DEVELOPMENT | 825,000.00 | 0.00 | 0.00 | 0.00 | 0.00 | 825,000.00 |

THE ROCKEFELLER FOUNDATION
Identification Number 13-1659629
GRANTS AND EXPENDITURES REPORT

Statement #12
Page 258 of 302

| PROGRAM
COUNTRY
US STATE
Grantee Name(s) - Person(s) or Institution(s)
Purpose | UNEXPENDED
BALANCE
AS OF
01-Jan-2003 | APPROVED
IN 2003 | NET
EXPENDITURES
AS OF
Dec-2003 | LAPSES
(incl. canc
& recens)
IN 2003 | REVERSIONS
(incl. canc
& recens)
IN 2003 | UNEXPENDED
BALANCE
AS OF
Dec-2003 |
|--|---|---------------------|--|---|---|--|
| ===== | ===== | ===== | ===== | ===== | ===== | ===== |
| WORKING COMMUNITIES | | | | | | |
| CANADA | | | | | | |
| Popular Education Research Group
606 Shaw Street
Toronto, M6G 3L6 Canada | | | | | | |
| in support of its project, the Maquila Solidarity Network, which aims to ensure that civil society groups from Mexico and Central America have the information and resources to actively participate in shaping North-South initiatives to monitor labor violations and protect workers | 0.00 | 62,075.00 | 62,075.00 | 0.00 | 0.00 | 0.00 |
| ENGLAND | | | | | | |
| Institute for Public Policy Research
30-32 Southampton Street
London, WC2E 7RA England | | | | | | |
| toward the costs of a conference, to be held at the Bellagio Study and Conference Center, that brings together academics and policymakers from Europe, Australia and the United States to discuss the challenges of designing and implementing policies that benefit the broad public and the poor | 0.00 | 56,148.00 | 56,148.00 | 0.00 | 0.00 | 0.00 |
| Institute of Development Studies
University of Sussex
Brighton, BN1 9RE England | | | | | | |
| toward the costs of a paper on value chain analysis for policymakers and practitioners concerned with generating jobs and income by promoting small and medium enterprises | 0.00 | 17,000.00 | 17,000.00 | 0.00 | 0.00 | 0.00 |
| toward the costs of a session on global value chains to be held at the Cancun Trade and Development Symposium, in Cancun, Mexico, September 2003 | 0.00 | 12,034.00 | 12,034.00 | 0.00 | 0.00 | 0.00 |
| SOUTH AFRICA | | | | | | |
| Legal Resources Trust
P O Box 157
Wits 2050
Johannesburg, South Africa | | | | | | |
| for use by its Legal Resources Centre toward the costs of (1) facilitating a dialogue between American and South African lawyers focusing on innovations in public interest law practice that produce substantive results for poor clients, with particular attention to the realities of racial injustice and how these affect the realization of rights of poor client communities and (2) its creative lawyering work | 140,000.00 | 0.00 | 0.00 | 0.00 | 0.00 | 140,000.00 |

THE ROCKEFELLER FOUNDATION
Identification Number 13-1659629
GRANTS AND EXPENDITURES REPORT

Statement #12
Page 259 of 302

| PROGRAM
COUNTRY
US STATE
Grantee Name(s) - Person(s) or Institution(s)
Purpose | UNEXPENDED
BALANCE
AS OF
01-Jan-2003 | APPROVED
IN 2003 | NET
EXPENDITURES
AS OF
Dec-2003 | LAPSES
(incl. canc
& recens)
IN 2003 | REVERSIONS
(incl. canc
& recens)
IN 2003 | UNEXPENDED
BALANCE
AS OF
Dec-2003 |
|--|---|---------------------|--|---|---|--|
| ===== | ===== | ===== | ===== | ===== | ===== | ===== |
| WORKING COMMUNITIES | | | | | | |
| UNITED STATES | | | | | | |
| ALASKA | | | | | | |
| Hilary Anne Morgan
3415 Rosella Street
Anchorage, Alaska 99504 | | | | | | |
| to participate in the four modules of the Next Generation Leadership program | 11,120.87 | 0.00 | 11,120.87 | 0.00 | 0.00 | 0.00 |
| CALIFORNIA | | | | | | |
| Alameda Corridor Jobs Coalition
2905 South Vermont Avenue, Suite 201
Los Angeles, California 90007 | | | | | | |
| to support its continued participation in the California Works for Better Health project, which is designed to improve the health and economic opportunity of residents living in the Los Angeles region of California | 0.00 | 15,000.00 | 15,000.00 | 0.00 | 0.00 | 0.00 |
| Asian American/Pacific Islanders in Philanthropy
225 Bush Street
Suite 580
San Francisco, California 94104-4224 | | | | | | |
| toward the costs of research and convenings to explore the dimensions of the social exclusion of poor Asian American women in metropolitan regions of the U.S. | 0.00 | 100,000.00 | 100,000.00 | 0.00 | 0.00 | 0.00 |
| Asian Pacific American Legal Center of Southern California, Inc
1145 Wilshire Boulevard
Second Floor
Los Angeles, California 90017 | | | | | | |
| for general support of its mission to provide multilingual, culturally sensitive legal services, education and civil rights support to southern California's growing Asian Pacific American population | 0.00 | 275,000.00 | 275,000.00 | 0.00 | 0.00 | 0.00 |
| Bay Area Video Coalition, Inc
2727 Mariposa Street
Second Floor
San Francisco, California 94110 | | | | | | |
| to support the continued expansion of technology training for low-income jobseekers locally and to other nonprofit training agencies nationwide | 50,000.00 | 0.00 | 50,000.00 | 0.00 | 0.00 | 0.00 |
| California Tomorrow
1904 Franklin Street
Suite 300
Oakland, California 94612 | | | | | | |
| In support of its work to refine tools for improving the education of immigrant and language minority youth, and implement strategies for educational reform at the local, state and national levels | 0.00 | 100,000.00 | 100,000.00 | 0.00 | 0.00 | 0.00 |

Statement #12
Page 260 of 302

| PROGRAM
COUNTRY
US STATE
Grantee Name(s) - Person(s) or Institution(s)
Purpose | UNEXPENDED
BALANCE
AS OF
01-Jan-2003 | APPROVED
IN 2003 | NET
EXPENDITURES
AS OF
Dec-2003 | LAPSES
(incl. cancels
& recs.)
IN 2003 | REVERSIONS
(incl. cancels
& recs.)
IN 2003 | UNEXPENDED
BALANCE
AS OF
Dec-2003 |
|--|---|---------------------|--|---|---|--|
| WORKING COMMUNITIES | | | | | | |
| UNITED STATES | | | | | | |
| CALIFORNIA | | | | | | |
| California Tomorrow
toward the costs of refining tools for improving the education of immigrant and minority youth, and implementing strategies for change at the local, state and national levels | 200,000.00 | 0.00 | 200,000.00 | 0.00 | 0.00 | 0.00 |
| Chinatown Service Center
767 North Hill Street, Suite 400
Los Angeles, California 90012-2381
to support its continued participation in the California Works for Better Health project, which is designed to improve the health and economic opportunity of residents living in the Los Angeles region of California | 0.00 | 15,000.00 | 15,000.00 | 0.00 | 0.00 | 0.00 |
| Coalition for Humane Immigrant Rights of Los Angeles
2533 West Third Street
Ste 101
Los Angeles, California 90057
toward the costs of its National Day Laborer Organizing Network project, a coalition of community-based organizations whose aim is to improve the lives and working conditions of day laborers in the United States | 0.00 | 100,000.00 | 0.00 | 0.00 | 0.00 | 100,000.00 |
| Community Coalition for Substance Abuse Prevention and Treatment
8101 South Vermont Avenue
Los Angeles, California 90044
to support its continued participation in the California Works for Better Health project, which is designed to improve the health and economic opportunity of residents living in the Los Angeles region of California | 0.00 | 14,000.00 | 14,000.00 | 0.00 | 0.00 | 0.00 |
| Cynthia Chung-Mi Choi
1119 Albany Street, Apt 305
Los Angeles, California 90015
to participate in the four modules of the Next Generation Leadership program | 12,391.02 | 0.00 | 12,391.02 | 0.00 | 0.00 | 0.00 |
| David L. Muhammad
515 Alamo Street
Richmond, California 94801
to participate in the four modules of the Next Generation Leadership program | 13,234.32 | 0.00 | 11,737.37 | 0.00 | 0.00 | 1,496.95 |
| Environmental Health Coalition
1717 Kettner Boulevard, Suite 100
San Diego, California 92101
to support its continued participation in the California Works for Better Health project, which is designed to improve the health and economic opportunity of residents living in the San Diego region of California | 0.00 | 10,000.00 | 10,000.00 | 0.00 | 0.00 | 0.00 |

THE ROCKEFELLER FOUNDATION
Identification Number 13-1659629
GRANTS AND EXPENDITURES REPORT

Statement #12
Page 261 of 302

| PROGRAM
COUNTRY
US STATE
Grantee Name(s) - Person(s) or Institution(s)
Purpose | UNEXPENDED
BALANCE
AS OF
01-Jan-2003 | APPROVED
IN 2003 | NET
EXPENDITURES
AS OF
Dec-2003 | LAPSES
(incl. canc
& recens)
IN 2003 | REVERSIONS
(incl. canc
& recens)
IN 2003 | UNEXPENDED
BALANCE
AS OF
Dec-2003 |
|--|---|---------------------|--|---|---|--|
| ===== | ===== | ===== | ===== | ===== | ===== | ===== |
| WORKING COMMUNITIES | | | | | | |
| UNITED STATES | | | | | | |
| CALIFORNIA | | | | | | |
| Fresno Center for New Americans
4879 E Kings Canyon Road
Fresno, California 93727 | | | | | | |
| to support its continued participation in the California Works for Better Health project, which is designed to improve the health and economic opportunity of residents living in the Fresno region of California | 0.00 | 15,000.00 | 15,000.00 | 0.00 | 0.00 | 0.00 |
|
Fresno Leadership Foundation
1727 L Street, Suite 101
Fresno, California 93721 | | | | | | |
| to support its continued participation in the California Works for Better Health project, which is designed to improve the health and economic opportunity of residents living in the Fresno region of California | 0.00 | 15,000.00 | 15,000.00 | 0.00 | 0.00 | 0.00 |
|
Hispanics in Philanthropy
88 Kearny Street, Suite 1850
San Francisco, California 94108 | | | | | | |
| toward the creation of an office in South Florida to oversee the organization's transnational work and Funders' Collaborative for Strong Latino Communities activities | 0.00 | 100,000.00 | 100,000.00 | 0.00 | 0.00 | 0.00 |
|
Independent Press Association
2729 Mission Street
Suite 201
San Francisco, California 94110 | | | | | | |
| In support of its project, Independent Press Association - New York, toward a series of editorial workshops and meetings designed to share information and resources among its members that will strengthen their ability to cover issues of social exclusion in metropolitan regions | 0.00 | 100,000.00 | 100,000.00 | 0.00 | 0.00 | 0.00 |
|
Los Angeles Alliance for a New Economy
215 West 6th Street, Suite 1204
Los Angeles, California 90014 | | | | | | |
| toward the costs of the California Public Subsidies Project - a joint initiative being undertaken with the Center on Policy Initiatives, the East Bay Alliance for a Sustainable Economy and Working Partnerships USA - which aims to increase the transparency of economic development projects and to ensure public subsidies result in broad-based community benefits | 200,000.00 | 0.00 | 100,000.00 | 0.00 | 0.00 | 100,000.00 |
|
Los Angeles Metropolitan Churches
4704 South Central Avenue
Los Angeles, California 90011 | | | | | | |
| to support the continued participation of its project, the United African American Ministerial Action Council, in the California Works for Better Health project, which is designed to improve the health and economic opportunity of residents living in the San Diego region of California | 0.00 | 14,500.00 | 14,500.00 | 0.00 | 0.00 | 0.00 |

Statement #12
Page 262 of 302

| PROGRAM
COUNTRY
US STATE
Grantee Name(s) - Person(s) or Institution(s)
Purpose | UNEXPENDED
BALANCE
AS OF
01-Jan-2003 | APPROVED
IN 2003 | NET
EXPENDITURES
AS OF
Dec-2003 | LAPSES
(incl. canc
& recens)
IN 2003 | REVERSIONS
(incl. canc
& recens)
IN 2003 | UNEXPENDED
BALANCE
AS OF
Dec-2003 |
|---|---|---------------------|--|---|---|--|
| WORKING COMMUNITIES | | | | | | |
| UNITED STATES | | | | | | |
| CALIFORNIA | | | | | | |
| Metropolitan Area Advisory Committee on Anti-Poverty of San Diego County, Inc
22 West 35th Street, Suite 100
National City, California 91950 | | | | | | |
| to support its continued participation in the California Works for Better Health project, which is designed to improve the health and economic opportunity of residents living in the San Diego region of California | 0.00 | 15,000.00 | 15,000.00 | 0.00 | 0.00 | 0.00 |
| | | | | | | |
| Mexican American Legal Defense and Educational Fund
634 South Spring Street
11th Floor
Los Angeles, California 90014 | | | | | | |
| for a re-examination of the principles of Brown v. Board of Education, the 1954 U.S. Supreme Court decision that mandated the desegregation of schools across America, and its impact on the Latino community | 0.00 | 100,000.00 | 100,000.00 | 0.00 | 0.00 | 0.00 |
| for general support | 0.00 | 125,000.00 | 125,000.00 | 0.00 | 0.00 | 0.00 |
| | | | | | | |
| Miguel Martinez Bustos
2757 Harrison Street
San Francisco, California 94110 | | | | | | |
| to participate in the four modules of the Next Generation Leadership program | 13,122.75 | 0.00 | 12,310.90 | 0.00 | 0.00 | 811.85 |
| | | | | | | |
| Mutual Assistance Network of Del Paso Heights
811 Grant Avenue, Suite A-3
Sacramento, California 95838 | | | | | | |
| to support its continued participation in the California Works for Better Health project, which is designed to improve the health and economic opportunity of residents living in the Sacramento region of California | 0.00 | 10,000.00 | 10,000.00 | 0.00 | 0.00 | 0.00 |
| | | | | | | |
| National Community Building Network
1624 Franklin Street
Suite 1000
Oakland, California 94612 | | | | | | |
| toward transitional support for development of a long-term business plan for the organization | 0.00 | 50,000.00 | 50,000.00 | 0.00 | 0.00 | 0.00 |
| | | | | | | |
| National Housing & Community Development Law Project
614 Grand Avenue, Suite 320
Oakland, California 94610 | | | | | | |
| toward general support of its mission to advance housing justice for low-income people | 0.00 | 100,000.00 | 66,665.00 | 0.00 | 0.00 | 33,335.00 |

THE ROCKEFELLER FOUNDATION
Identification Number 13-1659629
GRANTS AND EXPENDITURES REPORT

Statement #12
Page 263 of 302

| PROGRAM
COUNTRY
US STATE
Grantee Name(s) - Person(s) or Institution(s)
Purpose | UNEXPENDED
BALANCE
AS OF
01-Jan-2003 | APPROVED
IN 2003 | NET
EXPENDITURES
AS OF
Dec-2003 | LAPSES
(incl. canc
& recens)
IN 2003 | REVERSIONS
(Incl. canc
& recens)
IN 2003 | UNEXPENDED
BALANCE
AS OF
Dec-2003 |
|---|---|---------------------|--|---|---|--|
| ----- | ----- | ----- | ----- | ----- | ----- | ----- |
| WORKING COMMUNITIES | | | | | | |
| UNITED STATES | | | | | | |
| CALIFORNIA | | | | | | |
| National Immigrant Legal Support Center
3435 Wilshire Boulevard
Suite 2850
Los Angeles, California 90010 | | | | | | |
| to coordinate and service the Low Wage Immigrant Worker Coalition and conduct policy analysis aimed at strengthening protections for workers vulnerable because of their citizenship/immigration status and expanding workforce development programs that improve their earnings | 100,000.00 | 0.00 | 100,000.00 | 0.00 | 0.00 | 0.00 |
|
Northern California Grantmakers
116 New Montgomery Street
Suite 720
San Francisco, California 94105 | | | | | | |
| to support the costs of publishing and disseminating a report on immigrant workers, "Newcomers in the American Workplace: Improving Employment Outcomes for Low-Wage Immigrants and Refugees" | 0.00 | 25,000.00 | 25,000.00 | 0.00 | 0.00 | 0.00 |
|
Pacific Community Ventures, Inc
539 Bryant Street, Suite 302
San Francisco, California 94107 | | | | | | |
| toward the costs of measuring the social return on its community development venture capital fund investment in low-income communities in the San Francisco Bay area | 0.00 | 48,000.00 | 48,000.00 | 0.00 | 0.00 | 0.00 |
|
toward the costs of measuring the social return on its venture capital investment in low-income communities across California and developing a strategy to help other institutional and private equity investors do the same | 0.00 | 115,000.00 | 115,000.00 | 0.00 | 0.00 | 0.00 |
|
PolicyLink
101 Broadway
Oakland, California 94607 | | | | | | |
| in support of research to inform and shape policy development and advocacy strategies that promote equitable funding for public school facilities construction in California | 0.00 | 175,251.00 | 0.00 | 0.00 | 0.00 | 175,251.00 |
|
in support of the Democracy Toolbox Initiative, a collective project designed by the members of Cohort 4 of the Next Generation Leadership program to develop and apply tools to enhance the capacities of communities to foster sustainable community and leadership development | 240,000.00 | 0.00 | 240,000.00 | 0.00 | 0.00 | 0.00 |
|
to provide a final year of general support | 0.00 | 1,000,000.00 | 1,000,000.00 | 0.00 | 0.00 | 0.00 |
|
to support the development of a long-range strategic plan for the organization | 0.00 | 50,000.00 | 50,000.00 | 0.00 | 0.00 | 0.00 |

Statement #12
Page 264 of 302

| PROGRAM
COUNTRY
US STATE
Grantee Name(s) - Person(s) or Institution(s)
Purpose | UNEXPENDED
BALANCE
AS OF
01-Jan-2003 | APPROVED
IN 2003 | NET
EXPENDITURES
AS OF
Dec-2003 | LAPSES
(incl. cancels
& recens)
IN 2003 | REVERSIONS
(incl. cancels
& recens)
IN 2003 | UNEXPENDED
BALANCE
AS OF
Dec-2003 |
|--|---|---------------------|--|--|--|--|
| ===== | | | | | | |
| WORKING COMMUNITIES | | | | | | |
| UNITED STATES | | | | | | |
| CALIFORNIA | | | | | | |
| Raj Kumar Jayadev
1132 Little Oak Circle
San Jose, California 95129 | | | | | | |
| to participate in the four modules of the Next Generation Leadership program | 13,097.65 | 0.00 | 13,097.65 | 0.00 | 0.00 | 0.00 |
| | | | | | | |
| RAND Corporation
1700 Main Street
P O Box 2138
Santa Monica, California 90407-2138 | | | | | | |
| in support of an evaluation of Teachers for a New Era, a foundation collaborative designed to improve the quality of teacher education in the U.S. | 350,131.00 | 0.00 | 0.00 | 0.00 | 0.00 | 350,131.00 |
| | | | | | | |
| toward support of research aimed at raising overall student achievement and closing the achievement gap among racial/ethnic groups and between more and less advantaged students | 300,000.00 | 0.00 | 0.00 | 0.00 | 0.00 | 300,000.00 |
| | | | | | | |
| San Diego Organizing Project
4305 University Ave., Suite 545
San Diego, California 92105 | | | | | | |
| to support its continued participation in the California Works for Better Health project, which is designed to improve the health and economic opportunity of residents living in the San Diego region of California | 0.00 | 15,000.00 | 15,000.00 | 0.00 | 0.00 | 0.00 |
| | | | | | | |
| San Francisco Chamber of Commerce Foundation
235 Montgomery Street
12th Floor
San Francisco, California 94104 | | | | | | |
| for continued support of its San Francisco Works project that develops and incubates employer-led job training and advancement programs in the Bay Area | 56,000.00 | 0.00 | 56,000.00 | 0.00 | 0.00 | 0.00 |
| | | | | | | |
| Stanford University
Stanford, California 94305 | | | | | | |
| to support the development of an internet-based matching service that matches the needs of non-profit organizations with graduate students and faculty at various levels of higher education | 110.95 | 0.00 | 0.00 | 110.95 | 0.00 | 0.00 |
| | | | | | | |
| Strategic Concepts in Organizing and Policy Education
1715 West Florence Avenue, 2nd Floor
Los Angeles, California 90047 | | | | | | |
| for general support of its mission to improve job training and placement models, encourage job creation and access strategies that benefit low-income communities and increase the participation and effective representation of low-income groups in local decision-making in Los Angeles | 100,000.00 | 0.00 | 100,000.00 | 0.00 | 0.00 | 0.00 |

THE ROCKEFELLER FOUNDATION
Identification Number 13-1659629
GRANTS AND EXPENDITURES REPORT

Statement #12
Page 265 of 302

| PROGRAM
COUNTRY
US STATE
Grantee Name(s) - Person(s) or Institution(s)
Purpose | UNEXPENDED
BALANCE
AS OF
01-Jan-2003 | APPROVED
IN 2003 | NET
EXPENDITURES
AS OF
Dec-2003 | LAPSES
(incl. cancels
& recens)
IN 2003 | REVERSIONS
(incl. cancels
& recens)
IN 2003 | UNEXPENDED
BALANCE
AS OF
Dec-2003 |
|--|---|---------------------|--|--|--|--|
| ----- | ----- | ----- | ----- | ----- | ----- | ----- |
| WORKING COMMUNITIES | | | | | | |
| UNITED STATES | | | | | | |
| CALIFORNIA | | | | | | |
| Strategic Concepts in Organizing and Policy Education | | | | | | |
| In general support of its mission to improve job training and placement models, encourage job creation and access strategies that benefit low-income communities and increase the participation and effective representation of low-income groups in local decision-making in Los Angeles | 0.00 | 100,000.00 | 0.00 | 0.00 | 0.00 | 100,000.00 |
|
SVOC Affordable Holmes
455 University Ave , Suite 370
Sacramento, California 95825 | | | | | | |
| to support its continued participation in the California Works for Better Health project, which is designed to improve the health and economic opportunity of residents living in the Sacramento region of California | 0.00 | 15,000.00 | 0.00 | 0.00 | 0.00 | 15,000.00 |
|
Tides Center
The Presidio
P O Box 29907
San Francisco, California 94129-0907 | | | | | | |
| for support of its Women in Informal Employment Globalizing and Organizing project, a global network of activists, researchers and international development officials dedicated to improving the status of low-income women in the informal sector through research and public policy advocacy | 0.00 | 250,000.00 | 125,000.00 | 0.00 | 0.00 | 125,000.00 |
|
Tides Foundation
The Presidio
P O Box 29903
San Francisco, California 94129-0903 | | | | | | |
| for use by its Right to Vote campaign toward the costs of maintaining public education and litigation clearinghouses on issues around felon disenfranchisement | 0.00 | 50,000.00 | 25,000.00 | 0.00 | 0.00 | 25,000.00 |
|
University of California, Los Angeles
405 Hilgard Avenue
Box 951361
Los Angeles, California 90095-1361 | | | | | | |
| for use by its Center for the Study of Urban Policy toward the costs of a research study that will survey day laborers in a number of cities across the U.S. in order to better understand their associational affiliations, work histories, remittance and consumption patterns, and conditions of work | 0.00 | 150,205.00 | 150,205.00 | 0.00 | 0.00 | 0.00 |
|
in support of its project, Toward a California Campaign for Educational Adequacy and Equity, to expand and conduct public education, research, policy analysis and leadership training to contribute to California's school finance and accountability reform efforts | 0.00 | 200,000.00 | 100,000.00 | 0.00 | 0.00 | 100,000.00 |

Statement #12
Page 266 of 302

1. 2. 3. 4. 5. 6. 7. 8. 9. 10. 11. 12. 13. 14. 15. 16. 17. 18. 19. 20.

THE ROCKEFELLER FOUNDATION
Identification Number 13-1659629
GRANTS AND EXPENDITURES REPORT

Statement #12
Page 267 of 302

| PROGRAM
COUNTRY
US STATE
Grantee Name(s) - Person(s) or Institution(s)
Purpose | UNEXPENDED
BALANCE
AS OF
01-Jan-2003 | APPROVED
IN 2003 | NET
EXPENDITURES
AS OF
Dec-2003 | LAPSES
(incl. canc
& recens)
IN 2003 | REVERSIONS
(incl. canc
& recens)
IN 2003 | UNEXPENDED
BALANCE
AS OF
Dec-2003 |
|---|---|---------------------|--|---|---|--|
| ===== | ===== | ===== | ===== | ===== | ===== | ===== |
| WORKING COMMUNITIES | | | | | | |
| UNITED STATES | | | | | | |
| WASHINGTON, DC | | | | | | |
| AFL- CIO Center for Working Capital
888 Sixteenth Street, N W
Washington, DC 20006 | | | | | | |
| for general support of its work to educate the stewards of pension funds about how to encourage socially responsible investing and good corporate governance | 125,000.00 | 0.00 | 125,000.00 | 0.00 | 0.00 | 0.00 |
|
AFL-CIO Working for America Institute, Inc
815 16th Street, NW
Washington, DC 20006 | | | | | | |
| toward the costs of a survey of current practice among the 50 largest Workforce Investment Boards in the country; targeted technical assistance to labor representatives on the Workforce Investment Boards in California, New York, Illinois and Texas; and a primer on the skills labor representatives need to advocate effectively for improved workforce development practices | 150,000.00 | 0.00 | 150,000.00 | 0.00 | 0.00 | 0.00 |
|
American Association of State Colleges and Universities
1307 New York Avenue, NW
Fifth Floor
Washington, DC 20005-4701 | | | | | | |
| toward the costs of a workshop to assist colleges and universities in better preparing their teacher education students to succeed on standardized tests for prospective teachers | 314.10 | 0.00 | 0.00 | 0.00 | 0.00 | 314.10 |
|
American Council on Education
One Dupont Circle, NW
Washington, DC 20036-1193 | | | | | | |
| In support of "Unfinished Agenda: Ensuring Success for Students of Color," an initiative to engage the higher education community in using best practices to ensure minority student success | 0.00 | 100,000.00 | 50,000.00 | 0.00 | 0.00 | 50,000.00 |
|
Brookings Institution
1775 Massachusetts Avenue, NW
Washington, DC 20036 | | | | | | |
| In support of its Center on Urban and Metropolitan Policy | 100,000.00 | 0.00 | 100,000.00 | 0.00 | 0.00 | 0.00 |
|
Center for Applied Linguistics
4646 40th Street, NW
Washington, DC 20016-1859 | | | | | | |
| toward the costs of a study to measure teacher implementation of a sheltered instruction approach for secondary school English language learners in the Houston Independent School District and the impact of the approach on student achievement | 0.00 | 75,000.00 | 75,000.00 | 0.00 | 0.00 | 0.00 |

THE ROCKEFELLER FOUNDATION
Identification Number 13-1659629
GRANTS AND EXPENDITURES REPORT

Statement #12
Page 268 of 302

| PROGRAM
COUNTRY
US STATE
Grantee Name(s) - Person(s) or Institution(s)
Purpose | UNEXPENDED
BALANCE
AS OF
01-Jan-2003 | APPROVED
IN 2003 | NET
EXPENDITURES
AS OF
Dec-2003 | LAPSES
(incl. canc
& recens)
IN 2003 | REVERSIONS
(incl. canc
& recens)
IN 2003 | UNEXPENDED
BALANCE
AS OF
Dec-2003 |
|---|---|---------------------|--|---|---|--|
| ----- | ----- | ----- | ----- | ----- | ----- | ----- |
| WORKING COMMUNITIES | | | | | | |
| UNITED STATES | | | | | | |
| WASHINGTON, DC | | | | | | |
| Center for Community Change
1000 Wisconsin Avenue, N.W.
Washington, DC 20007 | | | | | | |
| for general support of its work to help low-income people build the skills, resources and alliances needed to shape public policies that affect their lives | 0.00 | 250,000.00 | 250,000.00 | 0.00 | 0.00 | 0.00 |
| in general support of its mission to support the creation and increase the capacity of grassroots organizations that work to reduce poverty and improve low-income communities in the United States | 0.00 | 100,000.00 | 100,000.00 | 0.00 | 0.00 | 0.00 |
| in support of its project, the Coalition on Human Needs, which seeks to inform and coordinate the efforts of a diverse coalition of civil rights, religious, labor and advocacy groups to improve policies and programs for low-income families | 0.00 | 50,000.00 | 50,000.00 | 0.00 | 0.00 | 0.00 |
| toward the costs of expanding the capacity of its Workforce Alliance to work with state and local workforce development coalitions and agencies in selected cities and states in bringing together all stakeholders in the workforce system around a common agenda that promotes employment training for low-skilled jobseekers | 100,000.00 | 0.00 | 100,000.00 | 0.00 | 0.00 | 0.00 |
| Center for Law and Social Policy
1015 15th Street N.W
Suite 400
Washington, DC 20005 | | | | | | |
| for general support of economic research and policy analysis on economic security and employment issues relating to working families | 0.00 | 200,000.00 | 100,000.00 | 0.00 | 0.00 | 100,000.00 |
| to support technical assistance and policy analysis aiming to expand publicly-funded, wage-paid transitional jobs programs in the U.S. | 115,500.00 | 0.00 | 115,500.00 | 0.00 | 0.00 | 0.00 |
| Center on Budget and Policy Priorities
820 First Street, NE
Suite 510
Washington, DC 20002 | | | | | | |
| for general support of its mission to conduct research and policy analysis of government policies and programs that affect low and moderate-income people | 175,000.00 | 0.00 | 175,000.00 | 0.00 | 0.00 | 0.00 |
| in general support of its work to improve federal policies to help low-income families | 0.00 | 475,000.00 | 475,000.00 | 0.00 | 0.00 | 0.00 |

THE ROCKEFELLER FOUNDATION
Identification Number 13-1659629
GRANTS AND EXPENDITURES REPORT

Statement #12
Page 269 of 302

| PROGRAM
COUNTRY
US STATE
Grantee Name(s) - Person(s) or Institution(s)
Purpose | UNEXPENDED
BALANCE
AS OF
01-Jan-2003 | APPROVED
IN 2003 | NET
EXPENDITURES
AS OF
Dec-2003 | LAPSES
(Incl. cancels
& recens)
IN 2003 | REVERSIONS
(Incl. cancels
& recens)
IN 2003 | UNEXPENDED
BALANCE
AS OF
Dec-2003 |
|---|---|---------------------|--|--|--|--|
| ===== | ===== | ===== | ===== | ===== | ===== | ===== |
| WORKING COMMUNITIES | | | | | | |
| UNITED STATES | | | | | | |
| WASHINGTON, DC | | | | | | |
| Center on Education Policy
1001 Connecticut Avenue, N W
Suite 522
Washington, DC 20036 | | | | | | |
| toward the costs of a comparative study of school finance issues related to high school exit examinations | 0.00 | 100,000.00 | 100,000.00 | 0.00 | 0.00 | 0.00 |
| Economic Policy Institute
1660 L Street, NW
Suite 1200
Washington, DC 20036 | | | | | | |
| for a research project examining the structure, diversity and functioning of worker centers in the United States | 50,000.00 | 0.00 | 50,000.00 | 0.00 | 0.00 | 0.00 |
| In support of research and analysis on the living standards of low-income working people in America and for general support of economic research and policy analysis | 0.00 | 300,000.00 | 300,000.00 | 0.00 | 0.00 | 0.00 |
| Faith and Politics Institute
110 Maryland Ave, N E
Suite 504
Washington, DC 20002 | | | | | | |
| In support of its United States-Republic of South Africa Faith and Politics Initiative, an effort to facilitate the sharing among members of the U.S. Congress and South African Parliamentarians of the experiences of the Republic of South Africa during the transition to majority democracy and the United States during the civil rights movement, with a view to learning from the "unfinished business" of justice and reconciliation | 0.00 | 25,000.00 | 25,000.00 | 0.00 | 0.00 | 0.00 |
| George Washington University
2121 Eye Street, N W
Washington, DC 20052 | | | | | | |
| for use by its George Washington Institute of Public Policy toward the costs of research and an expert seminar comparing state accountability measures for United States labor and welfare policies with current European approaches | 0.00 | 30,000.00 | 30,000.00 | 0.00 | 0.00 | 0.00 |
| toward the completion of a book on welfare policy in Britain, the lessons to be gained from British accomplishments for welfare policy in the United States, and prospects and opportunities for Anglo-American collaboration in future program development | 0.00 | 0.00 | -2,865.46 | 2,865.46 | 0.00 | 0.00 |
| HERE Education and Support Fund
1219 28th Street, NW
Washington, DC 20007 | | | | | | |
| In support of its project, the Restaurant Opportunities Center of New York, to improve working conditions, wages and employment opportunities for displaced restaurant workers | 0.00 | 65,000.00 | 65,000.00 | 0.00 | 0.00 | 0.00 |

Statement #12
Page 270 of 302

| PROGRAM | UNEXPENDED | | NET | LAPSES | REVERSIONS | UNEXPENDED |
|--|-------------|------------|--------------|-------------|-------------|------------|
| COUNTRY | BALANCE | | EXPENDITURES | (Incl. canc | (incl. canc | BALANCE |
| US STATE | AS OF | APPROVED | AS OF | & recens) | & recens) | AS OF |
| Grantee Name(s) - Person(s) or Institution(s) | 01-Jan-2003 | IN 2003 | Dec-2003 | IN 2003 | IN 2003 | Dec-2003 |
| Purpose | | | | | | |
| ===== | | | | | | |
| WORKING COMMUNITIES | | | | | | |
| UNITED STATES | | | | | | |
| WASHINGTON, DC | | | | | | |
| Howard University | | | | | | |
| 2400 Sixth Street, NW | | | | | | |
| Washington, DC 20059 | | | | | | |
| for use by its School of Law toward the costs of its Brown@50 Project, which will conduct commemorative activities examining the Impact of Brown v. Board of Education, the 1954 U.S. Supreme Court decision that mandated the desegregation of schools across America | 0.00 | 50,000.00 | 50,000.00 | 0.00 | 0.00 | 0.00 |
| | | | | | | |
| Immigrant Workers Citizenship Project | | | | | | |
| 1219 28th Street, N W. | | | | | | |
| Washington, DC 20007 | | | | | | |
| In general support of its mission to help new immigrants fully participate in American life | 0.00 | 25,000.00 | 25,000.00 | 0.00 | 0.00 | 0.00 |
| | | | | | | |
| Institute on Taxation and Economic Policy | | | | | | |
| 1311 L Street, N W | | | | | | |
| Washington, DC 20005 | | | | | | |
| for general support of its ongoing analysis of federal and state tax reform proposals | 300,000.00 | 0.00 | 150,000.00 | 0.00 | 0.00 | 150,000.00 |
| | | | | | | |
| In support of its Good Jobs New York project, to monitor how federal, state, and local funding and subsidies are used in economic development in the New York metropolitan area | 0.00 | 150,000.00 | 75,000.00 | 0.00 | 0.00 | 75,000.00 |
| | | | | | | |
| toward planning costs associated with an initiative to study, analyze and suggest tax-reform options for the tax systems of New York and Wisconsin | 0.00 | 50,000.00 | 50,000.00 | 0.00 | 0.00 | 0.00 |
| | | | | | | |
| Jobs with Justice Education Fund | | | | | | |
| 501 Third Street, NW | | | | | | |
| Washington, DC 20001 | | | | | | |
| in support of its project "Celebrating Economic Justice: Arts and Culture in Organizing," which aims to use arts and culture to reach out to new constituencies, develop creative political education and communication tools and better document and celebrate advances in the work | 75,000.00 | 0.00 | 75,000.00 | 0.00 | 0.00 | 0.00 |
| | | | | | | |
| to help strengthen its Chicago-area coalition in order to increase its effectiveness in improving the living conditions of low-income workers in Chicago | 0.00 | 75,000.00 | 75,000.00 | 0.00 | 0.00 | 0.00 |
| | | | | | | |
| to implement an innovative organizational development plan to strengthen the capacity and financial sustainability of local economic justice coalitions around the country | 75,000.00 | 0.00 | 75,000.00 | 0.00 | 0.00 | 0.00 |

THE ROCKEFELLER FOUNDATION
Identification Number 13-1659629
GRANTS AND EXPENDITURES REPORT

Statement #12
Page 271 of 302

| PROGRAM
COUNTRY
US STATE
Grantee Name(s) - Person(s) or Institution(s)
Purpose | UNEXPENDED
BALANCE
AS OF
01-Jan-2003 | APPROVED
IN 2003 | NET
EXPENDITURES
AS OF
Dec-2003 | LAPSES
(incl. cancels
& recens)
IN 2003 | REVERSIONS
(incl. cancels
& recens)
IN 2003 | UNEXPENDED
BALANCE
AS OF
Dec-2003 |
|--|---|---------------------|--|--|--|--|
| ----- | ----- | ----- | ----- | ----- | ----- | ----- |
| WORKING COMMUNITIES | | | | | | |
| UNITED STATES | | | | | | |
| WASHINGTON, DC | | | | | | |
| Lawyers' Committee for Civil Rights Under Law
1401 New York Avenue, NW
Suite 400
Washington, DC 20005-2124 | | | | | | |
| for general support | 0.00 | 125,000.00 | 125,000.00 | 0.00 | 0.00 | 0.00 |
| Leadership Conference on Civil Rights Education Fund, Inc
1629 K Street, NW
Suite 1010
Washington, DC 20006 | | | | | | |
| for general support to conduct research and educate the public about racial and social disparities in federal civil rights enforcement and social and economic policy | 0.00 | 100,000.00 | 100,000.00 | 0.00 | 0.00 | 0.00 |
| Lisa Masako Hasegawa
1669 Columbia Road, N.W , Apt 411
Washington, DC 20009 | | | | | | |
| to participate in the four modules of the Next Generation Leadership program | 12,778.80 | 0.00 | 12,778.80 | 0.00 | 0.00 | 0.00 |
| Local Initiative Support, Training, and Education Network
413 A 8th Street, SE
Washington, DC 20003 | | | | | | |
| in general support of its mission to build the capacity of community-based organizations that develop leadership among young adults of color | 0.00 | 75,000.00 | 0.00 | 0.00 | 0.00 | 75,000.00 |
| National Asian Pacific American Legal Consortium
1140 Connecticut Avenue, NW
Suite 1200
Washington, DC 20036 | | | | | | |
| for general support | 0.00 | 137,500.00 | 137,500.00 | 0.00 | 0.00 | 0.00 |
| National Commission on Teaching and America's Future
2010 Massachusetts Avenue, NW
Suite 210
Washington, DC 20036 | | | | | | |
| toward the costs of analyzing research and survey data to demonstrate how the school environment - physical and professional - impacts teacher turnover, teaching quality and students' opportunity to learn | 0.00 | 125,106.00 | 125,106.00 | 0.00 | 0.00 | 0.00 |

THE ROCKEFELLER FOUNDATION
Identification Number 13-1659629
GRANTS AND EXPENDITURES REPORT

Statement #12
Page 272 of 302

| PROGRAM
COUNTRY
US STATE
Grantee Name(s) - Person(s) or Institution(s)
Purpose | UNEXPENDED
BALANCE
AS OF
01-Jan-2003 | APPROVED
IN 2003 | NET
EXPENDITURES
AS OF
Dec-2003 | LAPSES
(incl. canc
& recens)
IN 2003 | REVERSIONS
(incl. canc
& recens)
IN 2003 | UNEXPENDED
BALANCE
AS OF
Dec-2003 |
|---|---|---------------------|--|---|---|--|
| ===== | ===== | ===== | ===== | ===== | ===== | ===== |
| WORKING COMMUNITIES | | | | | | |
| UNITED STATES | | | | | | |
| WASHINGTON, DC | | | | | | |
| National Community Reinvestment Coalition, Inc
733 15th Street, NW
Suite 540
Washington, DC 20005-2129 | | | | | | |
| toward general support of its mission to build wealth in traditionally underserved communities | 0.00 | 100,000.00 | 50,000.00 | 0.00 | 0.00 | 50,000.00 |
|
National Congress for Community Economic Development, Inc.
1030 15th Street, NW
Suite 325
Washington, DC 20005 | | | | | | |
| In support of its Fifth National Community Economic Development Census | 0.00 | 50,000.00 | 50,000.00 | 0.00 | 0.00 | 0.00 |
|
National Council of La Raza
1111 19th St NW, Suite 1000
Washington, DC 20036 | | | | | | |
| In support of its Policy Analysis Center, which conducts research, policy analysis and outreach activities to improve the socio-economic status of Latinos in the United States | 0.00 | 125,000.00 | 125,000.00 | 0.00 | 0.00 | 0.00 |
|
National Law Center on Homelessness & Poverty
1411 K Street, NW
Suite 1400
Washington, DC 20005 | | | | | | |
| toward general support of its mission to end homelessness by increasing opportunities for self-reliance | 0.00 | 50,000.00 | 50,000.00 | 0.00 | 0.00 | 0.00 |
|
National Low Income Housing Coalition and Low Income Housing Information Service
1012 14th Street, NW
Suite 610
Washington, DC 20005 | | | | | | |
| toward general support of its mission to end the affordable housing crisis in the United States | 0.00 | 450,000.00 | 175,000.00 | 0.00 | 0.00 | 275,000.00 |
|
National Trust for Historic Preservation in the United States
1785 Massachusetts Avenue, NW
Washington, DC 20036 | | | | | | |
| for general support of its mission to make historic preservation more useful and relevant in a community development context | 0.00 | 300,000.00 | 150,000.00 | 0.00 | 0.00 | 150,000.00 |

THE ROCKEFELLER FOUNDATION
Identification Number 13-1659629
GRANTS AND EXPENDITURES REPORT

Statement #12
Page 273 of 302

| PROGRAM
COUNTRY
US STATE
Grantee Name(s) - Person(s) or Institution(s)
Purpose | UNEXPENDED
BALANCE
AS OF
01-Jan-2003 | APPROVED
IN 2003 | NET
EXPENDITURES
AS OF
Dec-2003 | LAPSES
(incl. cancels
& recens)
IN 2003 | REVERSIONS
(incl. cancels
& recens)
IN 2003 | UNEXPENDED
BALANCE
AS OF
Dec-2003 |
|--|---|---------------------|--|--|--|--|
| ===== | ===== | ===== | ===== | ===== | ===== | ===== |
| WORKING COMMUNITIES | | | | | | |
| UNITED STATES | | | | | | |
| WASHINGTON, DC
National Women's Law Center
11 Dupont Circle
Suite 800
Washington, DC 20036-1209 | | | | | | |
| for general support of its work to promote public policies that improve the well-being of women and girls in the United States | 0.00 | 75,000.00 | 75,000.00 | 0.00 | 0.00 | 0.00 |
| Neighborhood Funders Group, Inc
One DuPont Circle, NW
Suite 700
Washington, DC 20036 | | | | | | |
| toward the costs of a meeting of grantmakers to discuss strategies for increasing foundation support of affordable housing programs and activities | 0.00 | 10,000.00 | 10,000.00 | 0.00 | 0.00 | 0.00 |
| New America Foundation
1630 Connecticut Avenue, N W
7th Floor
Washington, DC 20009 | | | | | | |
| to develop a book that will demonstrate the structural vulnerabilities in the way global supply chains currently operate | 50,000.00 | 0.00 | 50,000.00 | 0.00 | 0.00 | 0.00 |
| One Economy Corporation
1012 14th Street NW
Suite 905
Washington, DC 20005 | | | | | | |
| toward continued support of a project to improve technology access and use in order to expand the workforce and economic opportunities of low-income households in the San Francisco Bay area | 0.00 | 150,000.00 | 100,000.00 | 0.00 | 0.00 | 50,000.00 |
| Smithsonian Institution
1000 Jefferson Drive, S W
Room 205 - MRC 016
Washington, DC 20560 | | | | | | |
| for use by its National Museum of American History in support of an exhibition on the 50th anniversary of the Brown v. Board of Education Supreme Court decision that required the desegregation of schools across America | 0.00 | 100,000.00 | 100,000.00 | 0.00 | 0.00 | 0.00 |
| Surface Transportation Policy Project
1100 17th Street, NW
10th Floor
Washington, DC 20036 | | | | | | |
| In support of its project, the Alliance for a New Transportation Charter, to develop transportation policies that serve poor urban neighborhoods | 100,000.00 | 0.00 | 100,000.00 | 0.00 | 0.00 | 0.00 |

Statement #12
Page 274 of 302

| PROGRAM
COUNTRY
US STATE
Grantee Name(s) - Person(s) or Institution(s)
Purpose | UNEXPENDED
BALANCE
AS OF
01-Jan-2003 | APPROVED
IN 2003 | NET
EXPENDITURES
AS OF
Dec-2003 | LAPSES
(incl. canc's
& recens)
IN 2003 | REVERSIONS
(incl. canc's
& recens)
IN 2003 | UNEXPENDED
BALANCE
AS OF
Dec-2003 |
|---|---|---------------------|--|---|---|--|
| WORKING COMMUNITIES | | | | | | |
| UNITED STATES | | | | | | |
| WASHINGTON, DC | | | | | | |
| Surface Transportation Policy Project
toward general support of its mission to develop transportation policies that better serve poor, urban neighborhoods | 0.00 | 150,000.00 | 150,000.00 | 0.00 | 0.00 | 0.00 |
| The Advancement Project
1730 M Street, NW
Suite 401
Washington, DC 20036 | | | | | | |
| for general support of its work on racial justice innovation and its role as a national resource center for attorneys and community activists | 450,000.00 | 0.00 | 450,000.00 | 0.00 | 0.00 | 0.00 |
| for general support of its work on racial justice innovation and its role as a national resource center for attorneys and community activists | 0.00 | 350,000.00 | 350,000.00 | 0.00 | 0.00 | 0.00 |
| The Aspen Institute, Inc
One Dupont Circle, NW
Suite 700
Washington, DC 20036-1133 | | | | | | |
| In support of its Roundtable on Comprehensive Community Initiatives for Children and Families, which serves as an information clearinghouse and technical resource for the community-building field and conducts research on the challenges to successful execution of community change efforts | 100,000.00 | 0.00 | 0.00 | 0.00 | 0.00 | 100,000.00 |
| toward continued support of an international collaborative seminar with the King's Fund, United Kingdom, entitled "Finding Out What Works: Evaluating Community-Based Action for Promoting Positive Outcomes for Individuals, Families and Neighborhoods" | 117,000.00 | 0.00 | 117,000.00 | 0.00 | 0.00 | 0.00 |
| The Center for Economic and Policy Research
1621 Connecticut Ave, N W. #500
Washington, DC 20009 | | | | | | |
| In support of research on job quality, economic mobility and work interruptions among low-wage women workers utilizing a uniquely rich longitudinal national data set, the Survey of Income and Program Participation, and dissemination of the research findings to policymakers | 175,000.00 | 0.00 | 100,000.00 | 0.00 | 0.00 | 75,000.00 |
| to develop trend data on the incidence of contingent work, job tenure and mobility, and off-hour (non-standard) work schedules gathered from four Bureau of Labor Statistics Current Population Survey supplements, and to produce timely analyses of this data in 2003 and 2004 | 66,150.00 | 0.00 | 66,150.00 | 0.00 | 0.00 | 0.00 |

THE ROCKEFELLER FOUNDATION
Identification Number 13-1659629
GRANTS AND EXPENDITURES REPORT

Statement #12
Page 275 of 302

| PROGRAM
COUNTRY
US STATE
Grantee Name(s) - Person(s) or Institution(s)
Purpose | UNEXPENDED
BALANCE
AS OF
01-Jan-2003 | APPROVED
IN 2003 | NET
EXPENDITURES
AS OF
Dec-2003 | LAPSES
(incl. canc
& recens)
IN 2003 | REVERSIONS
(incl. canc
& recens)
IN 2003 | UNEXPENDED
BALANCE
AS OF
Dec-2003 |
|---|---|---------------------|--|---|---|--|
| ----- | ----- | ----- | ----- | ----- | ----- | ----- |
| WORKING COMMUNITIES | | | | | | |
| UNITED STATES | | | | | | |
| WASHINGTON, DC | | | | | | |
| The Finance Project
1401 New York Avenue, NW
Suite 800
Washington, DC 20005 | | | | | | |
| In support of Its Grantmakers Income Security Taskforce project, a forum for grantmakers to keep abreast of changing public policy, new program implementation, emerging research and current grantmaking strategies | 40,000.00 | 0.00 | 40,000.00 | 0.00 | 0.00 | 0.00 |
|
The National Center for Black Philanthropy, Inc
1828 L Street, NW
Suite 300
Washington, DC 20036-5168 | | | | | | |
| In support of a Black Philanthropy Dialogue among five key organizations in the field to assess the current state of philanthropy by and toward the African American community and to develop strategies to increase and strengthen this area of philanthropy | 0.00 | 10,000.00 | 10,000.00 | 0.00 | 0.00 | 0.00 |
|
The Urban Institute
2100 M Street, N.W.
Washington, DC 20037 | | | | | | |
| In support of a longitudinal study to assess how the HOPE VI program, in which distressed developments are being demolished and replaced with mixed-income housing, is affecting the health and well-being of original, displaced residents | 0.00 | 200,000.00 | 200,000.00 | 0.00 | 0.00 | 0.00 |
|
in support of its project, the Reentry Roundtable, toward a meeting to explore the relationship between work, crime reduction and the successful reintegration of inmates after their release from prison | 0.00 | 30,000.00 | 30,000.00 | 0.00 | 0.00 | 0.00 |
|
to build the capacity of the Neighborhood Jobs Initiatives sites to develop and apply indicators of neighborhood health and change | 0.00 | 0.00 | -689.00 | 689.00 | 0.00 | 0.00 |
|
to conduct a simulation analysis of various ways to increase the solvency of the Massachusetts unemployment insurance trust fund | 0.00 | 15,000.00 | 15,000.00 | 0.00 | 0.00 | 0.00 |
|
toward continued support of its National Neighborhood Indicators Project | 150,000.00 | 0.00 | 150,000.00 | 0.00 | 0.00 | 0.00 |
|
Worker Rights Consortium, Inc
5 Thomas Circle NW
Fifth Floor
Washington, DC 20005 | | | | | | |
| In support of a project that will test the effectiveness of using codes of conduct and local monitoring in Mexican apparel factories to leverage U.S. consumer opinion to improve the labor conditions of workers nationally and regionally, as well as locally | 85,000.00 | 0.00 | 85,000.00 | 0.00 | 0.00 | 0.00 |

Statement #12
Page 276 of 302

| PROGRAM
COUNTRY
US STATE
Grantee Name(s) - Person(s) or Institution(s)
Purpose | UNEXPENDED
BALANCE
AS OF
01-Jan-2003 | APPROVED
IN 2003 | NET
EXPENDITURES
AS OF
Dec-2003 | LAPSES
(incl. canc
& recens)
IN 2003 | REVERSIONS
(incl. canc
& recens)
IN 2003 | UNEXPENDED
BALANCE
AS OF
Dec-2003 |
|--|---|---------------------|--|---|---|--|
| WORKING COMMUNITIES | | | | | | |
| UNITED STATES | | | | | | |
| FLORIDA | | | | | | |
| Center for Immigrant Democracy
2915 Biscayne Blvd
Suite # 301
Miami, Florida 33137 | | | | | | |
| In general support of its mission to educate, mobilize and encourage the full civic participation of immigrants in the United States | 0.00 | 40,000.00 | 0.00 | 0.00 | 0.00 | 40,000.00 |
| Collins Center for Public Policy, Inc
150 S E Second Avenue
Suite 709
Miami, Florida 33131 | | | | | | |
| In support of its project, the Funders' Network for Smart Growth and Livable Communities to raise the profile of housing and metropolitan strategies within philanthropy | 0.00 | 200,000.00 | 150,000.00 | 0.00 | 0.00 | 50,000.00 |
| Florida International University
11200 SW 8th Street
Miami, Florida 33199 | | | | | | |
| for use by its Center for Labor Research and Studies toward the costs of a research study on employment practices and working conditions in the building services industry in Miami, Florida | 0.00 | 45,000.00 | 45,000.00 | 0.00 | 0.00 | 0.00 |
| Gepsie Monsset Metellus
74 N W 108th Street
Miami Shores, Florida 33168 | | | | | | |
| to participate in the four modules of the Next Generation Leadership program | 13,360.89 | 0.00 | 13,360.89 | 0.00 | 0.00 | 0.00 |
| Miami Workers Center, Inc
6127 Northwest 7th Avenue
Miami, Florida 33127 | | | | | | |
| In general support of its mission to improve the livelihoods of welfare recipients and low-wage workers through leadership development, organizing outreach, coalition building and advocacy | 0.00 | 150,000.00 | 75,000.00 | 0.00 | 0.00 | 75,000.00 |
| Unite for Dignity, Inc
1405 NW 167th Street
Suite 200
Miami, Florida 33169 | | | | | | |
| In general support of its mission to develop the leadership skills of immigrant women from the Caribbean and Latin America in communities in southern Florida | 0.00 | 75,000.00 | 75,000.00 | 0.00 | 0.00 | 0.00 |
| to support leadership training of female workers from the Caribbean and Latin America and for a community radio program on public affairs that affect the immigrant community in Miami | 55,000.00 | 0.00 | 55,000.00 | 0.00 | 0.00 | 0.00 |

THE ROCKEFELLER FOUNDATION
Identification Number 13-1659629
GRANTS AND EXPENDITURES REPORT

Statement #12
Page 277 of 302

| PROGRAM
COUNTRY
US STATE
Grantee Name(s) - Person(s) or Institution(s)
Purpose | UNEXPENDED
BALANCE
AS OF
01-Jan-2003 | APPROVED
IN 2003 | NET
EXPENDITURES
AS OF
Dec-2003 | LAPSES
(incl. canc
& recens)
IN 2003 | REVERSIONS
(incl. canc
& recens)
IN 2003 | UNEXPENDED
BALANCE
AS OF
Dec-2003 |
|---|---|---------------------|--|---|---|--|
| WORKING COMMUNITIES | | | | | | |
| UNITED STATES | | | | | | |
| GEORGIA | | | | | | |
| Habitat for Humanity International, Inc
1212 Habitat Street
Americus, Georgia 31709 | | | | | | |
| toward the costs of developing a dynamic knowledge network around leadership, community development and low-cost housing that will nurture leadership development in its affiliates across the U.S. | 0.00 | 100,000.00 | 32,573.00 | 0.00 | 0.00 | 67,427.00 |
|
Southern Education Foundation, Inc
135 Auburn Avenue, N E
Second Floor
Atlanta, Georgia 30303 | | | | | | |
| toward the costs of convenings for policymakers, lawyers and activists engaged in education finance efforts in U.S. southern states | 0.00 | 75,000.00 | 75,000.00 | 0.00 | 0.00 | 0.00 |
|
ILLINOIS | | | | | | |
| Center for Labor and Community Research
3411 W Diversey Avenue
Chicago, Illinois 60647 | | | | | | |
| In support of its Food Chicago program that operates a skills-based, credentialed, workforce development system for all food manufacturers in the Chicago region | 0.00 | 75,000.00 | 75,000.00 | 0.00 | 0.00 | 0.00 |
|
Chicago Coalition for the Homeless
1325 South Wabash Avenue
Suite 205
Chicago, Illinois 60605 | | | | | | |
| In support of its Day Labor Project, which seeks to improve wages and working conditions for the growing numbers of homeless individuals in Chicago who work as temporary day laborers | 0.00 | 150,000.00 | 75,000.00 | 0.00 | 0.00 | 75,000.00 |
|
Chicago Jobs Council
29 East Madison Street
Suite 1700
Chicago, Illinois 60602-4415 | | | | | | |
| for general support for its work ensuring access to employment and career advancement for low-skilled people | 0.00 | 150,000.00 | 75,000.00 | 0.00 | 0.00 | 75,000.00 |
|
Chicago Lawyers' Committee for Civil Rights Under Law, Inc
100 North LaSalle Street, Suite 600
Chicago, Illinois 60602-2403 | | | | | | |
| In support of its project to provide low-income families in Chicago, particularly displaced public housing residents, the opportunity to move to safe, stable, mixed-income communities | 0.00 | 100,000.00 | 100,000.00 | 0.00 | 0.00 | 0.00 |

Statement #12
Page 278 of 302

| PROGRAM | UNEXPENDED | | NET | LAPSES | REVERSIONS | UNEXPENDED |
|---|-------------|------------|--------------|-------------|-------------|------------|
| COUNTRY | BALANCE | | EXPENDITURES | (incl. canc | (incl. canc | BALANCE |
| US STATE | AS OF | APPROVED | AS OF | & recens) | & recens) | AS OF |
| Grantee Name(s) - Person(s) or Institution(s) | 01-Jan-2003 | IN 2003 | Dec-2003 | IN 2003 | IN 2003 | Dec-2003 |
| Purpose | | | | | | |
| ===== | | | | | | |
| WORKING COMMUNITIES | | | | | | |
| UNITED STATES | | | | | | |
| ILLINOIS | | | | | | |
| Jacqueline S Kaplan | | | | | | |
| 2128 West Summerdale Avenue | | | | | | |
| Chicago, Illinois 60625 | | | | | | |
| to participate in the four modules of the Next Generation Leadership program | 10,526.78 | 0.00 | 10,526.78 | 0.00 | 0.00 | 0.00 |
| | | | | | | |
| Robert Springer Kallen | | | | | | |
| 1870 N Larrabee Street | | | | | | |
| Chicago, Illinois 60614 | | | | | | |
| to participate in the four modules of the Next Generation Leadership program | 12,178.37 | 0.00 | 11,960.16 | 0.00 | 0.00 | 218.21 |
| | | | | | | |
| Sargent Shriver National Center on Poverty Law, Inc. | | | | | | |
| 111 North Wabash Avenue | | | | | | |
| Suite 500 | | | | | | |
| Chicago, Illinois 60602 | | | | | | |
| In general support of its mission to provide national leadership in identifying, developing and supporting creative and collaborative approaches to achieving social and economic justice for low-income workers | 0.00 | 100,000.00 | 100,000.00 | 0.00 | 0.00 | 0.00 |
| | | | | | | |
| Tanq H Cheema | | | | | | |
| 50 Deer Path Trail | | | | | | |
| Burr Ridge, Illinois 60527-6324 | | | | | | |
| to participate in the four modules of the Next Generation Leadership program | 13,384.56 | 0.00 | 13,384.56 | 0.00 | 0.00 | 0.00 |
| | | | | | | |
| University of Chicago | | | | | | |
| 5801 South Ellis Avenue | | | | | | |
| Chicago, Illinois 60637 | | | | | | |
| In support of a comparative study of redevelopment in the predominantly African American neighborhoods of Harlem in New York City and Bronzeville in Chicago | 0.00 | 10,500.00 | 10,500.00 | 0.00 | 0.00 | 0.00 |
| | | | | | | |
| University of Illinois at Chicago | | | | | | |
| Chicago, Illinois 60612 | | | | | | |
| In support of its Center for Urban Economic Development to respond to the needs of local community groups and public officials in Chicago for quality, objective research and policy analysis on a range of economic issues | 0.00 | 260,000.00 | 260,000.00 | 0.00 | 0.00 | 0.00 |
| | | | | | | |
| toward the costs of a pilot study of unregulated work in New York and Chicago | 0.00 | 100,000.00 | 100,000.00 | 0.00 | 0.00 | 0.00 |

THE ROCKEFELLER FOUNDATION
Identification Number 13-1659629
GRANTS AND EXPENDITURES REPORT

Statement #12
Page 279 of 302

| PROGRAM
COUNTRY
US STATE
Grantee Name(s) - Person(s) or Institution(s)
Purpose | UNEXPENDED
BALANCE
AS OF
01-Jan-2003 | APPROVED
IN 2003 | NET
EXPENDITURES
AS OF
Dec-2003 | LAPSES
(incl. cancels
& recens)
IN 2003 | REVERSIONS
(incl. cancels
& recens)
IN 2003 | UNEXPENDED
BALANCE
AS OF
Dec-2003 |
|---|---|---------------------|--|--|--|--|
| ----- | ----- | ----- | ----- | ----- | ----- | ----- |
| WORKING COMMUNITIES | | | | | | |
| UNITED STATES | | | | | | |
| INDIANA | | | | | | |
| William Allen Stanczykiewicz
8075 Raven Rock
Indianapolis, Indiana 46256 | | | | | | |
| to participate in the four modules of the Next Generation Leadership program | 13,065.40 | 0.00 | 13,065.40 | 0.00 | 0.00 | 0.00 |
| MARYLAND | | | | | | |
| Brandon Roberts and Associates
4818 Drummond Avenue
Chevy Chase, Maryland 20815 | | | | | | |
| toward support of its Working Poor Families project, which uses a framework of indicators to assess state efforts to assist the working poor to achieve economic self-sufficiency | 0.00 | 95,000.00 | 95,000.00 | 0.00 | 0.00 | 0.00 |
| Calvert Social Investment Foundation, Inc
4550 Montgomery Avenue
Bethesda, Maryland 20814-9814 | | | | | | |
| for general support of its mission to increase the flow of capital to low-income communities in the United States | 0.00 | 150,000.00 | 150,000.00 | 0.00 | 0.00 | 0.00 |
| Editorial Projects in Education, Inc
6935 Arlington Road
Suite 100
Bethesda, Maryland 20814-5281 | | | | | | |
| for research and development of a five-part series of stories in Education Week that would examine current conditions in U.S. education through the lens of Brown v. Board of Education, the 1954 U.S. Supreme Court decision that mandated the desegregation of schools across America | 0.00 | 75,430.00 | 75,430.00 | 0.00 | 0.00 | 0.00 |
| Enterpense Foundation, Inc
American City Building
10227 Wincopin Circle
Suite 500
Columbia, Maryland 21044 | | | | | | |
| for continued core support | 250,000.00 | 0.00 | 250,000.00 | 0.00 | 0.00 | 0.00 |
| Joseph Wayne Daniels, Jr
14629 Stonewall Drive
Silver Spring, Maryland 20905 | | | | | | |
| to participate in the four modules of the Next Generation Leadership program | 13,366.31 | 0.00 | 13,366.31 | 0.00 | 0.00 | 0.00 |

Statement #12
Page 280 of 302

| PROGRAM
COUNTRY
US STATE
Grantee Name(s) - Person(s) or Institution(s)
Purpose | UNEXPENDED
BALANCE
AS OF
01-Jan-2003 | APPROVED
IN 2003 | NET
EXPENDITURES
AS OF
Dec-2003 | LAPSES
(incl. canc
& recens)
IN 2003 | REVERSIONS
(incl. canc
& recens)
IN 2003 | UNEXPENDED
BALANCE
AS OF
Dec-2003 |
|--|---|---------------------|--|---|---|--|
| WORKING COMMUNITIES | | | | | | |
| UNITED STATES | | | | | | |
| MARYLAND | | | | | | |
| Keith Michael Harper
2008 Wheaton Haven Court
Silver Sprng, Maryland 94044 | | | | | | |
| to participate in the four modules of the Next Generation Leadership program | 13,315.49 | 0.00 | 12,218.61 | 0.00 | 0.00 | 1,096.88 |
| McAuley Institute
8380 Colesville Road, Suite 420
Silver Sprng, Maryland 20910 | | | | | | |
| to support its project advancing the Success Measures Data System, a web-based outcomes measurement tool for nonprofit affordable housing organizations | 0.00 | 50,000.00 | 50,000.00 | 0.00 | 0.00 | 0.00 |
| toward the costs of business plans for its programs to assist low-income women and families with affordable housing, including its revolving loan fund, technical assistance program and women's leadership program | 0.00 | 15,000.00 | 15,000.00 | 0.00 | 0.00 | 0.00 |
| Peter Damian O'Driscoll
6503 Cockenlie Avenue
Takoma Park, Maryland 20912 | | | | | | |
| to participate in the four modules of the Next Generation Leadership program | 13,274.78 | 0.00 | 13,274.78 | 0.00 | 0.00 | 0.00 |
| MASSACHUSETTS | | | | | | |
| Boston Community Capital, Inc.
56 Warren Street
Palladio Hall
Boston, Massachusetts 02119-3236 | | | | | | |
| toward general support of its mission to link low-income communities and conventional financial and capital markets | 0.00 | 150,000.00 | 150,000.00 | 0.00 | 0.00 | 0.00 |
| toward the costs of two annual meetings of the Members Committee of the Boston Community Venture Capital Fund II that will provide opportunities for Members to learn about the Fund's portfolio investments and capture lessons to be shared broadly in the community development venture capital field | 7,500.00 | 0.00 | 0.00 | 0.00 | 0.00 | 7,500.00 |
| Boston Foundation, Inc
75 Arlington Street
10th Floor
Boston, Massachusetts 02116 | | | | | | |
| for its project, the Boston Workforce Development Initiative, which aims to provide disadvantaged adults with high quality employment and training opportunities that lead to economic security for themselves and their families | 0.00 | 300,000.00 | 150,000.00 | 0.00 | 0.00 | 150,000.00 |

THE ROCKEFELLER FOUNDATION
Identification Number 13-1659629
GRANTS AND EXPENDITURES REPORT

Statement #12
Page 281 of 302

| PROGRAM
COUNTRY
US STATE
Grantee Name(s) - Person(s) or Institution(s)
Purpose | UNEXPENDED
BALANCE
AS OF
01-Jan-2003 | APPROVED
IN 2003 | NET
EXPENDITURES
AS OF
Dec-2003 | LAPSES
(incl. cancels
& recs.)
IN 2003 | REVERSIONS
(incl. cancels
& recs.)
IN 2003 | UNEXPENDED
BALANCE
AS OF
Dec-2003 |
|---|---|---------------------|--|---|---|--|
| ===== | ===== | ===== | ===== | ===== | ===== | ===== |
| WORKING COMMUNITIES | | | | | | |
| UNITED STATES | | | | | | |
| MASSACHUSETTS | | | | | | |
| <i>CEOs for Cities</i>
One Post Office Square
Suite 1600
Boston, Massachusetts 02109 | | | | | | |
| toward further development and dissemination of findings of its New Dynamics of Urban America project, which aims to keep cities economically competitive and elevate urban issues in national policy debates | 0.00 | 250,000.00 | 0.00 | 0.00 | 0.00 | 250,000.00 |
|
Conservation Law Foundation, Inc
62 Summer Street
Boston, Massachusetts 02110-1016 | | | | | | |
| for use by its Greater Boston Institute, in its ongoing efforts to encourage transparency, accountability and informed public participation in urban planning and development processes in the city of Boston | 0.00 | 175,000.00 | 175,000.00 | 0.00 | 0.00 | 0.00 |
|
Elizabeth Harriet Canner
164 Hudson Street
Somerville, Massachusetts 02144 | | | | | | |
| to participate in the four modules of the Next Generation Leadership program | 13,150.39 | 0.00 | 11,107.22 | 0.00 | 0.00 | 2,043.17 |
|
Harvard University
Massachusetts Hall
Cambridge, Massachusetts 02138 | | | | | | |
| for use by its Civil Rights Project toward its initiative, Redefining Barriers to Housing - Race, Place and Home: A Civil Rights and Metropolitan Opportunity Agenda | 0.00 | 150,000.00 | 150,000.00 | 0.00 | 0.00 | 0.00 |
|
for use by its Joint Center for Housing Studies toward an initiative to investigate the importance of affordable housing to human, community and workforce development | 0.00 | 250,000.00 | 111,771.00 | 0.00 | 0.00 | 138,229.00 |
|
for use by its Joint Center for Housing Studies toward planning activities for an international conference on housing finance | 0.00 | 10,000.00 | 10,000.00 | 0.00 | 0.00 | 0.00 |
|
for use by its School of Public Health's Project on Global Working Families toward the costs of a research study on the health and welfare of families with children living in Mexico and one parent living in the United States | 0.00 | 250,000.00 | 250,000.00 | 0.00 | 0.00 | 0.00 |
|
toward operating costs of the John F. Kennedy School of Government's Harvard Project on American Indian Economic Development and the Project's awards program honoring contributions in the governance of American Indian Nations | 0.00 | 100,000.00 | 100,000.00 | 0.00 | 0.00 | 0.00 |

Statement #12
Page 282 of 302

| PROGRAM
COUNTRY
US STATE
Grantee Name(s) - Person(s) or Institution(s)
Purpose | UNEXPENDED
BALANCE
AS OF
01-Jan-2003 | APPROVED
IN 2003 | NET
EXPENDITURES
AS OF
Dec-2003 | LAPSES
(incl. cancels
& recens)
IN 2003 | REVERSIONS
(incl. cancels
& recens)
IN 2003 | UNEXPENDED
BALANCE
AS OF
Dec-2003 |
|---|---|---------------------|--|--|--|--|
| ===== | ===== | ===== | ===== | ===== | ===== | ===== |
| WORKING COMMUNITIES | | | | | | |
| UNITED STATES | | | | | | |
| MASSACHUSETTS | | | | | | |
| Initiative for a Competitive Inner City, Inc
727 Atlantic Avenue
Boston, Massachusetts 02111 | | | | | | |
| in support of its Inner City Economic Forum, which aims to advance private investment in America's inner cities | 0.00 | 100,000.00 | 100,000.00 | 0.00 | 0.00 | 0.00 |
| Jobs for the Future Inc
88 Broad Street
8th Floor
Boston, Massachusetts 02110 | | | | | | |
| for general support of its mission to develop and implement effective strategies for expanding economic opportunity for the urban, working poor | 0.00 | 475,000.00 | 275,000.00 | 0.00 | 0.00 | 200,000.00 |
| Management Consulting Services, Inc
95 Berkeley Street, Suite 208
Boston, Massachusetts 02116 | | | | | | |
| toward continuing support of its program aiming to increase the effectiveness of job training agencies in Boston | 375,000.00 | 0.00 | 375,000.00 | 0.00 | 0.00 | 0.00 |
| Massachusetts Institute of Technology
77 Massachusetts Avenue, Room E19-750
Cambridge, Massachusetts 02139 | | | | | | |
| for use by its Center for Reflective Community Practice toward general operating expenses of its work to build democracy by focusing on the relationship between reflective practice, community development, social change and technology | 0.00 | 0.00 | -249.89 | 249.89 | 0.00 | 0.00 |
| for use by its Center for Reflective Community Practice toward general support of its mission to build democracy by focusing on the relationship between reflective practice, community development, social change and technology | 0.00 | 175,000.00 | 175,000.00 | 0.00 | 0.00 | 0.00 |
| National Alliance for Fair Employment
33 Harrison Avenue
3rd Floor
Boston, Massachusetts 02111 | | | | | | |
| in general support of its mission to undertake research, policy analysis, and convenings for its network of grassroots groups working to improve policies that affect day laborers and part-time and contingent workers | 0.00 | 120,000.00 | 60,000.00 | 0.00 | 0.00 | 60,000.00 |
| National Bureau of Economic Research, Inc
1050 Massachusetts Avenue
Cambridge, Massachusetts 02138 | | | | | | |
| toward the costs of a research study to better understand the way reward structures affect individual and group performance | 0.00 | 29,000.00 | 0.00 | 0.00 | 0.00 | 29,000.00 |

THE ROCKEFELLER FOUNDATION
Identification Number 13-1659629
GRANTS AND EXPENDITURES REPORT

Statement #12
Page 283 of 302

| PROGRAM
COUNTRY
US STATE
Grantee Name(s) - Person(s) or Institution(s)
Purpose | UNEXPENDED
BALANCE
AS OF
01-Jan-2003 | APPROVED
IN 2003 | NET
EXPENDITURES
AS OF
Dec-2003 | LAPSES
(incl. cancels
& recens)
IN 2003 | REVERSIONS
(incl. cancels
& recens)
IN 2003 | UNEXPENDED
BALANCE
AS OF
Dec-2003 |
|--|---|---------------------|--|--|--|--|
| ----- | ----- | ----- | ----- | ----- | ----- | ----- |
| WORKING COMMUNITIES | | | | | | |
| UNITED STATES | | | | | | |
| MASSACHUSETTS | | | | | | |
| R Amngton Chambliss
40 Sherwood Street, #1
Roslindale, Massachusetts 02131 | | | | | | |
| to participate in the four modules of the Next Generation Leadership program | 13,318.53 | 0.00 | 13,318.53 | 0.00 | 0.00 | 0.00 |
|
The Housing Partnership Network, Inc
160 State Street, 5th Floor
Boston, Massachusetts 02109 | | | | | | |
| toward general support of its mission to promote peer-to-peer collaboration, business development and policy advocacy among regional nonprofit housing partnerships | 0.00 | 100,000.00 | 50,000.00 | 0.00 | 0.00 | 50,000.00 |
|
The I.C.A. Group Incorporated
1 Harvard Street, Suite 200
Brookline, Massachusetts 02445 | | | | | | |
| for general support of its work promoting income-generating projects that save and create jobs for low-income people | 0.00 | 30,000.00 | 30,000.00 | 0.00 | 0.00 | 0.00 |
|
University of Massachusetts, Lowell
600 Suffolk Street
Lowell, Massachusetts 01854 | | | | | | |
| toward the costs of a research study on the impact of retail industry restructuring on workers in the United States and Mexico | 0.00 | 65,000.00 | 32,500.00 | 0.00 | 0.00 | 32,500.00 |
|
Workforce Learning Strategies, Inc
5 Tenney Street
Cambndge, Massachusetts 02140 | | | | | | |
| to support the enhancement of its project, WorkforceUSA.net, an online library that provides resources to community-based organizations focused on workforce development in under-served communities | 0.00 | 25,000.00 | 25,000.00 | 0.00 | 0.00 | 0.00 |
|
YouthBuild USA, Inc
58 Day Street
P O. Box 440332
Somerville, Massachusetts 02144 | | | | | | |
| In support of its program that develops employment opportunities for its graduates working for Home Depot and other corporate partners | 80,000.00 | 0.00 | 0.00 | 0.00 | 0.00 | 80,000.00 |

Statement #12
Page 284 of 302

| PROGRAM
COUNTRY
US STATE
Grantee Name(s) - Person(s) or Institution(s)
Purpose | UNEXPENDED
BALANCE
AS OF
01-Jan-2003 | APPROVED
IN 2003 | NET
EXPENDITURES
AS OF
Dec-2003 | LAPSES
(incl. cancels
& recens)
IN 2003 | REVERSIONS
(incl. cancels
& recens)
IN 2003 | UNEXPENDED
BALANCE
AS OF
Dec-2003 |
|---|---|---------------------|--|--|--|--|
| ===== | | | | | | |
| WORKING COMMUNITIES | | | | | | |
| UNITED STATES | | | | | | |
| MINNESOTA | | | | | | |
| Community Reinvestment Fund, Inc
801 Nicollet Mall
Suite 1800 West
Minneapolis, Minnesota 55402 | | | | | | |
| toward support of its project aiming to standardize loan documents used by community development lenders, thereby attracting private capital to low-income communities | 0.00 | 125,000.00 | 125,000.00 | 0.00 | 0.00 | 0.00 |
| Progressive Technology Project
2233 University Avenue W
Suite 421
St. Paul, Minnesota 55114 | | | | | | |
| toward continued general support for hands-on technical and strategic assistance, training and small grants to community organizing groups so that they can more effectively use information technology to advance their work | 100,000.00 | 0.00 | 100,000.00 | 0.00 | 0.00 | 0.00 |
| MISSISSIPPI | | | | | | |
| Southern Echo, Inc.
P O Box 9306
Jackson, Mississippi 39286 | | | | | | |
| for general support of its efforts to increase democratic participation in the southern region of the United States | 0.00 | 300,000.00 | 300,000.00 | 0.00 | 0.00 | 0.00 |
| MISSOURI | | | | | | |
| University of Missouri-Columbia
310 Jesse Hall
Columbia, Missouri 65211-1230 | | | | | | |
| In support of a book analyzing youth poverty and education in America | 0.00 | 20,607.00 | 20,607.00 | 0.00 | 0.00 | 0.00 |
| MONTANA | | | | | | |
| Gail Small
P O. Box 667
Lame Deer, Montana 59043 | | | | | | |
| to participate in the four modules of the Next Generation Leadership program | 12,881.16 | 0.00 | 12,881.16 | 0.00 | 0.00 | 0.00 |
| NEW JERSEY | | | | | | |
| Dianthe Dawn Martinez
127 South Valley Road
West Orange, New Jersey 07052 | | | | | | |
| to participate in the four modules of the Next Generation Leadership program | 13,418.85 | 0.00 | 13,418.85 | 0.00 | 0.00 | 0.00 |

THE ROCKEFELLER FOUNDATION
Identification Number 13-1659629
GRANTS AND EXPENDITURES REPORT

Statement #12
Page 285 of 302

| PROGRAM
COUNTRY
US STATE
Grantee Name(s) - Person(s) or Institution(s)
Purpose | UNEXPENDED
BALANCE
AS OF
01-Jan-2003 | APPROVED
IN 2003 | NET
EXPENDITURES
AS OF
Dec-2003 | LAPSES
(incl. cancels
& recs.)
IN 2003 | REVERSIONS
(incl. cancels
& recs.)
IN 2003 | UNEXPENDED
BALANCE
AS OF
Dec-2003 |
|---|---|---------------------|--|---|---|--|
| ===== | ===== | ===== | ===== | ===== | ===== | ===== |
| WORKING COMMUNITIES | | | | | | |
| UNITED STATES | | | | | | |
| NEW JERSEY | | | | | | |
| Education Law Center, Inc
60 Park Place
Suite 300
Newark, New Jersey 07102 | | | | | | |
| toward the costs of planning a project to develop an accountability model to measure the implementation of New Jersey's new school finance system and the educational progress made in the 30 urban school districts it covers, in order to engage local, state and national audiences in a dialogue about adequate school finance and accountability | 0.00 | 100,000.00 | 100,000.00 | 0.00 | 0.00 | 0.00 |
| National Housing Institute
460 Bloomfield Avenue, Suite 211
Montclair, New Jersey 07042-3552 | | | | | | |
| in general support of its research and education activities that support nonprofit, community-based organizations providing affordable housing and economic opportunities for residents of low- to moderate-income neighborhoods | 0.00 | 200,000.00 | 100,000.00 | 0.00 | 0.00 | 100,000.00 |
| Randal D. Pinkett
343 Smithwood Road
Somerset, New Jersey 08873 | | | | | | |
| to participate in the four modules of the Next Generation Leadership program | 13,224.67 | 0.00 | 13,224.67 | 0.00 | 0.00 | 0.00 |
| NEW YORK | | | | | | |
| American Civil Liberties Union Foundation, Inc
125 Broad Street
18th Floor
New York, New York 10004-2400 | | | | | | |
| for general support | 0.00 | 150,000.00 | 150,000.00 | 0.00 | 0.00 | 0.00 |
| Association for Neighborhood & Housing Development, Inc
305 Seventh Avenue, Suite 2001
New York, New York 10001-6008 | | | | | | |
| in support of its Housing First! public education and advocacy initiative centered on the affordable housing crisis in New York City, toward its projects to keep housing in the public eye and to educate the public on housing issues | 0.00 | 50,000.00 | 50,000.00 | 0.00 | 0.00 | 0.00 |
| toward general support of its advocacy and policy work to promote a progressive affordable housing agenda in New York City | 0.00 | 300,000.00 | 150,000.00 | 0.00 | 0.00 | 150,000.00 |

Statement #12
Page 286 of 302

| PROGRAM
COUNTRY
US STATE
Grantee Name(s) - Person(s) or Institution(s)
Purpose | UNEXPENDED
BALANCE
AS OF
01-Jan-2003 | APPROVED
IN 2003 | NET
EXPENDITURES
AS OF
Dec-2003 | LAPSES
(incl. canc
& recens)
IN 2003 | REVERSIONS
(incl. canc
& recens)
IN 2003 | UNEXPENDED
BALANCE
AS OF
Dec-2003 |
|--|---|---------------------|--|---|---|--|
| WORKING COMMUNITIES | | | | | | |
| UNITED STATES | | | | | | |
| NEW YORK | | | | | | |
| Campaign for Fiscal Equity, Inc.
6 East 43rd Street
New York, New York 10017 | | | | | | |
| for general support of its work on reforming the New York State school finance system | 0.00 | 250,000.00 | 250,000.00 | 0.00 | 0.00 | 0.00 |
| CEJJES Institute Inc
1003 Route 45
Pomona, New York 10970 | | | | | | |
| toward the costs of a monograph by Edmund W. Gordon, "Education, Excellence and Equity," to commemorate the 50th anniversary of the 1954 Brown v. Board of Education Supreme Court decision, which mandated the desegregation of schools across America | 0.00 | 40,000.00 | 0.00 | 0.00 | 0.00 | 40,000.00 |
| Citizens Budget Commission, Inc
11 Penn Place
Suite 900
New York, New York 10001 | | | | | | |
| In general support of its mission to encourage sustainable fiscal policies and processes in New York City and New York State | 0.00 | 20,000.00 | 20,000.00 | 0.00 | 0.00 | 0.00 |
| Citizens Union Foundation of the City of New York
198 Broadway, Suite 700
New York, New York 10038 | | | | | | |
| toward the costs of the "Community Gazette," a website that connects New York City residents with salient information about their neighborhoods and engages them in debates about community-based planning | 0.00 | 75,000.00 | 75,000.00 | 0.00 | 0.00 | 0.00 |
| City Limits Community Information Service, Inc
120 Wall Street, 20th Floor
New York, New York 10005 | | | | | | |
| for use by its project, the Center for an Urban Future, toward the costs of an analysis of the creative sector of New York City's economy in order to enhance economic development and workforce opportunities for low- and middle-income city residents | 0.00 | 100,000.00 | 100,000.00 | 0.00 | 0.00 | 0.00 |
| Columbia University
202 Low Memorial Library
New York, New York 10027 | | | | | | |
| In support of its project, the Institute for Social and Economic Research and Policy, toward a longitudinal study and a film documentary to examine the experiences of Chicago families relocating from distressed public housing developments into the private residential market as part of the Chicago Housing Authority's plan to transform the distressed neighborhoods into mixed-income communities | 0.00 | 100,000.00 | 100,000.00 | 0.00 | 0.00 | 0.00 |

THE ROCKEFELLER FOUNDATION
Identification Number 13-1659629
GRANTS AND EXPENDITURES REPORT

Statement #12
Page 287 of 302

| PROGRAM
COUNTRY
US STATE
Grantee Name(s) - Person(s) or Institution(s)
Purpose | UNEXPENDED
BALANCE
AS OF
01-Jan-2003 | APPROVED
IN 2003 | NET
EXPENDITURES
AS OF
Dec-2003 | LAPSES
(incl. cancels
& recs.)
IN 2003 | REVERSIONS
(incl. cancels
& recs.)
IN 2003 | UNEXPENDED
BALANCE
AS OF
Dec-2003 |
|--|---|---------------------|--|---|---|--|
| ===== | ===== | ===== | ===== | ===== | ===== | ===== |
| WORKING COMMUNITIES | | | | | | |
| UNITED STATES | | | | | | |
| NEW YORK | | | | | | |
| Community Development Venture Capital Alliance
330 Seventh Avenue, 19th Floor
New York, New York 10001 | | | | | | |
| for general support of its mission to build, strengthen and support the field of community development venture capital with the aim of attracting more investment capital to low-income communities | 0.00 | 300,000.00 | 300,000.00 | 0.00 | 0.00 | 0.00 |
|
Community Voices Heard, Inc
170 East 116th Street
Suite 1E
New York, New York 10029 | | | | | | |
| in general support of its mission to improve the lives of low-income New Yorkers through public education, leadership development and advocacy | 0.00 | 80,000.00 | 80,000.00 | 0.00 | 0.00 | 0.00 |
|
Consortium for Worker Education, Inc
275 Seventh Avenue
New York, New York 10010 | | | | | | |
| in support of policy development and community outreach activities that will advance deeper ties among labor unions and community groups in New York City | 0.00 | 150,000.00 | 75,000.00 | 0.00 | 0.00 | 75,000.00 |
|
Corporation for Supportive Housing
50 Broadway, 17th Floor
New York, New York 10004 | | | | | | |
| toward general support of its efforts to end homelessness through the creation of more supportive housing units across the country | 0.00 | 150,000.00 | 150,000.00 | 0.00 | 0.00 | 0.00 |
|
toward general support of its mission to end homelessness in the United States by creating an effective delivery system for supportive housing | 0.00 | 550,000.00 | 550,000.00 | 0.00 | 0.00 | 0.00 |
|
Demos: A Network for Ideas and Action, Ltd
220 Fifth Avenue, Fifth Floor
New York, New York 10001 | | | | | | |
| in support of its Democracy Program, which seeks better enforcement of voting laws and practices, better campaign financing systems and expanded political participation among eligible citizens, the disenfranchised and non-citizens | 125,000.00 | 0.00 | 125,000.00 | 0.00 | 0.00 | 0.00 |

Statement #12
Page 288 of 302

| PROGRAM
COUNTRY
US STATE
Grantee Name(s) - Person(s) or Institution(s)
Purpose | UNEXPENDED
BALANCE
AS OF
01-Jan-2003 | APPROVED
IN 2003 | NET
EXPENDITURES
AS OF
Dec-2003 | LAPSES
(incl. canc's
& recens)
IN 2003 | REVERSIONS
(incl. canc's
& recens)
IN 2003 | UNEXPENDED
BALANCE
AS OF
Dec-2003 |
|---|---|---------------------|--|---|---|--|
| ===== | ===== | ===== | ===== | ===== | ===== | ===== |
| WORKING COMMUNITIES | | | | | | |
| UNITED STATES | | | | | | |
| NEW YORK | | | | | | |
| Drum Major Institute, Inc
110 E 59th Street
28th Floor
New York, New York 10022 | | | | | | |
| In support of its Speakers Series of lectures for practitioners of various fields who have successfully incorporated values of equity and fairness into their work | 0.00 | 25,000.00 | 25,000.00 | 0.00 | 0.00 | 0.00 |
| Education Leadership Institute, Inc
6390 Fly Road
East Syracuse, New York 13057 | | | | | | |
| In support of a research study and public engagement initiative to show the impact of New York State's public school funding system on educational opportunities for New York students | 0.00 | 100,000.00 | 100,000.00 | 0.00 | 0.00 | 0.00 |
| Fifth Avenue Committee, Inc
141 Fifth Avenue
Brooklyn, New York 11217 | | | | | | |
| for continued support of its Learn More, Earn More program that combines adult education with career counseling to enable low-wage earners to progress to sustainable livable income jobs | 0.00 | 75,000.00 | 75,000.00 | 0.00 | 0.00 | 0.00 |
| Fiscal Policy Institute, Inc
1 Lear Jet Lane
Latham, New York 12110 | | | | | | |
| for general support of its mission to conduct research and policy analysis on labor market and economic issues in New York City and New York State | 0.00 | 120,000.00 | 20,000.00 | 0.00 | 0.00 | 100,000.00 |
| for general support of its mission to conduct research and policy analysis on labor market and economic issues in New York City and State | 125,000.00 | 0.00 | 125,000.00 | 0.00 | 0.00 | 0.00 |
| Fordham University
441 East Fordham Road
107 Administration
New York, New York 10458 | | | | | | |
| for use by its National Center for Schools and Communities toward the costs of planning a three-year study of the interplay of macro-economic conditions, state education funding policy and educational outcomes in the major urban school districts in New York State | 0.00 | 53,070.00 | 53,070.00 | 0.00 | 0.00 | 0.00 |

THE ROCKEFELLER FOUNDATION
Identification Number 13-1659629
GRANTS AND EXPENDITURES REPORT

Statement #12
Page 289 of 302

| PROGRAM
COUNTRY
US STATE
Grantee Name(s) - Person(s) or Institution(s)
Purpose | UNEXPENDED
BALANCE
AS OF
01-Jan-2003 | APPROVED
IN 2003 | NET
EXPENDITURES
AS OF
Dec-2003 | LAPSES
(incl. cancels
& recens)
IN 2003 | REVERSIONS
(incl. cancels
& recens)
IN 2003 | UNEXPENDED
BALANCE
AS OF
Dec-2003 |
|--|---|---------------------|--|--|--|--|
| ===== | ===== | ===== | ===== | ===== | ===== | ===== |
| WORKING COMMUNITIES | | | | | | |
| UNITED STATES | | | | | | |
| NEW YORK | | | | | | |
| Fund for the City of New York
121 Avenue of the Americas, 6th Floor
New York, New York 10013-1590 | | | | | | |
| In support of its project, the New York City Employment and Training Coalition, for increasing the availability of high-quality employment and training to low-income New Yorkers | 0.00 | 120,000.00 | 60,000.00 | 0.00 | 0.00 | 60,000.00 |
| Good Old Lower East Side, Inc
525 E6th Street
New York, New York 10009 | | | | | | |
| in general support of its mission to promote equitable community development and community revitalization and prevent homelessness in Lower Manhattan | 0.00 | 80,000.00 | 80,000.00 | 0.00 | 0.00 | 0.00 |
| Graduate School and University Center, City University of New York
365 Fifth Avenue
New York, New York 10016-4309 | | | | | | |
| in support of a youth institute that will create a performance piece, Echoes: Youth Perspectives on Racial Justice and Public Education since Brown, to illustrate the legacy and ongoing struggles of the 1954 Brown v. Board of Education Supreme Court decision mandating the desegregation of schools across America | 0.00 | 45,315.00 | 45,315.00 | 0.00 | 0.00 | 0.00 |
| Harlem Churches for Community Improvement, Inc
2854 Frederick Douglass Boulevard
New York, New York 10039 | | | | | | |
| to strengthen its institutional capacity through the creation of a department of marketing and development | 0.00 | 150,000.00 | 150,000.00 | 0.00 | 0.00 | 0.00 |
| Healthy Schools Network, Inc
773 Madison Avenue
Albany, New York 12208 | | | | | | |
| toward the costs of a feasibility analysis in preparation for a major study of the costs for upgrading school facilities to enable students in New York State to obtain a sound and basic education | 0.00 | 20,000.00 | 20,000.00 | 0.00 | 0.00 | 0.00 |
| Hunter College, City University of New York
695 Park Avenue
E1429
New York, New York 10021 | | | | | | |
| for use by its Centro de Estudios Puertorriqueños's National Latino Education Research Agenda Project toward its work to build a national network of Latino educational researchers committed to presenting Latino perspectives on public school reform | 0.00 | 100,000.00 | 100,000.00 | 0.00 | 0.00 | 0.00 |

THE ROCKEFELLER FOUNDATION
Identification Number 13-1659629
GRANTS AND EXPENDITURES REPORT

Statement #12
Page 290 of 302

| PROGRAM
COUNTRY
US STATE
Grantee Name(s) - Person(s) or Institution(s)
Purpose | UNEXPENDED
BALANCE
AS OF
01-Jan-2003 | APPROVED
IN 2003 | NET
EXPENDITURES
AS OF
Dec-2003 | LAPSES
(incl. canc
& recens)
IN 2003 | REVERSIONS
(incl. canc
& recens)
IN 2003 | UNEXPENDED
BALANCE
AS OF
Dec-2003 |
|---|---|---------------------|--|---|---|--|
| ===== | ===== | ===== | ===== | ===== | ===== | ===== |
| WORKING COMMUNITIES | | | | | | |
| UNITED STATES | | | | | | |
| NEW YORK | | | | | | |
| John Palacio Rodriguez
77 Drexmore Road
Rochester, New York 14610-1214 | | | | | | |
| to participate in the four modules of the Next Generation Leadership program | 12,203.17 | 0.00 | 12,203.17 | 0.00 | 0.00 | 0.00 |
|
Living Cities, Inc The National Community Development Initiative
330 West 108th Street
New York, New York 10025 | | | | | | |
| to support the second ten-year phase of the National Community Development Initiative | 2,000,000.00 | 0.00 | 2,000,000.00 | 0.00 | 0.00 | 0.00 |
|
Local Initiatives Support Corporation
501 Seventh Avenue, 7th Floor
New York, New York 10018 | | | | | | |
| for continued core support | 250,000.00 | 0.00 | 250,000.00 | 0.00 | 0.00 | 0.00 |
|
for use by its Phoenix office toward pre-development and start-up costs for the Phoenix Housing Partnership,
which will seek to develop affordable housing in the greater Phoenix area | 0.00 | 40,000.00 | 0.00 | 0.00 | 0.00 | 40,000.00 |
|
Manpower Demonstration Research Corporation
16 East 34th Street
19th Floor
New York, New York 10016-4326 | | | | | | |
| In support of its national Work Advancement and Support Center demonstration project, which seeks to improve
the income and rates of sustained employment among low-wage workers | 0.00 | 250,000.00 | 250,000.00 | 0.00 | 0.00 | 0.00 |
|
to complete the Jobs Plus demonstration and its evaluation | 1,650,000.00 | 0.00 | 1,650,000.00 | 0.00 | 0.00 | 0.00 |
|
Municipal Art Society of New York
457 Madison Avenue
New York, New York 10022 | | | | | | |
| toward continued support of imagine New York: Giving Voice to the People's Visions, a project to encourage
greater New York City metropolitan area residents to share their ideas and visions for rebuilding and
memorializing the World Trade Center site, and to revitalize their own communities | 0.00 | 15,000.00 | 15,000.00 | 0.00 | 0.00 | 0.00 |



THE ROCKEFELLER FOUNDATION
Identification Number 13-1659629
GRANTS AND EXPENDITURES REPORT

Statement #12
Page 291 of 302

| PROGRAM
COUNTRY
US STATE
Grantee Name(s) - Person(s) or Institution(s)
Purpose | UNEXPENDED
BALANCE
AS OF
01-Jan-2003 | APPROVED
IN 2003 | NET
EXPENDITURES
AS OF
Dec-2003 | LAPSES
(incl. cancels
& recs)
IN 2003 | REVERSIONS
(incl. cancels
& recs)
IN 2003 | UNEXPENDED
BALANCE
AS OF
Dec-2003 |
|---|---|---------------------|--|--|--|--|
| ===== | ===== | ===== | ===== | ===== | ===== | ===== |
| WORKING COMMUNITIES | | | | | | |
| UNITED STATES | | | | | | |
| NEW YORK | | | | | | |
| NAACP Legal Defense and Educational Fund, Inc.
99 Hudson Street
Suite 1600
New York, New York 10013-2897 | | | | | | |
| for general support | 0.00 | 125,000.00 | 125,000.00 | 0.00 | 0.00 | 0.00 |
|
In support of planning activities to recognize its role in achieving, and commemorate the 50th anniversary of,
Brown v. Board of Education, the 1954 Supreme Court decision mandating the desegregation of schools across
America | 0.00 | 100,000.00 | 100,000.00 | 0.00 | 0.00 | 0.00 |
|
National Employment Law Project, Inc
55 John Street
Seventh Floor
New York, New York 10038 | | | | | | |
| for general support of its work on behalf of low-wage working families to promote more equitable enforcement of
existing employment laws and improved employment policies and practices, at the state and local levels | 150,000.00 | 0.00 | 150,000.00 | 0.00 | 0.00 | 0.00 |
|
In general support of its mission to enforce and expand employment protections for low-income and unemployed
workers | 0.00 | 30,000.00 | 30,000.00 | 0.00 | 0.00 | 0.00 |
|
in support of its New York Unemployment Project, which uses grassroots public education and advocacy to
improve New York's safety-net programs for the unemployed, and for its coordination and support of public
education efforts at the state level about the federal Unemployment Insurance program | 0.00 | 335,000.00 | 210,000.00 | 0.00 | 0.00 | 125,000.00 |
|
New School University
72 Fifth Avenue
New York, New York 10011 | | | | | | |
| for use by its Robert J. Milano Graduate School of Management and Urban Policy for continued support of its
Capital Markets Access Program, which provides financial technical assistance to nonprofit community and
economic development initiatives | 60,000.00 | 0.00 | 60,000.00 | 0.00 | 0.00 | 0.00 |
|
New Visions for Public Schools, Inc
320 West 13th Street
6th Floor
New York, New York 10014 | | | | | | |
| to develop a model for mobilizing community resources to deepen school-community partnerships in New York
City's secondary schools | 0.00 | 150,000.00 | 150,000.00 | 0.00 | 0.00 | 0.00 |

Statement #12
Page 292 of 302

| PROGRAM
COUNTRY
US STATE
Grantee Name(s) - Person(s) or Institution(s)
Purpose | UNEXPENDED
BALANCE
AS OF
01-Jan-2003 | APPROVED
IN 2003 | NET
EXPENDITURES
AS OF
Dec-2003 | LAPSES
(incl. canc
& recens)
IN 2003 | REVERSIONS
(incl. canc
& recens)
IN 2003 | UNEXPENDED
BALANCE
AS OF
Dec-2003 |
|---|---|---------------------|--|---|---|--|
| WORKING COMMUNITIES | | | | | | |
| UNITED STATES | | | | | | |
| NEW YORK | | | | | | |
| New York Community Trust
Two Park Avenue
New York, New York 10016-9385 | | | | | | |
| In support of its project, the New York City Workforce Development Funders Group, to promote the Financial Management Training Initiative for employment service providers serving low-income youth and adults | 0.00 | 25,000.00 | 25,000.00 | 0.00 | 0.00 | 0.00 |
|
New York Jobs with Justice, Inc
50 Broadway, 24th Floor
New York, New York 10004 | | | | | | |
| toward the costs of three projects being undertaken by its city-wide labor, community, religious and student coalition to promote worker rights and more accountable, equitable economic development in New York City | 0.00 | 300,000.00 | 150,000.00 | 0.00 | 0.00 | 150,000.00 |
|
New York University
70 Washington Square South
12th Floor
New York, New York 10012 | | | | | | |
| for use by its Institute for Education and Social Policy toward the costs of planning research on increasing community participation in school facilities design and development in New York City | 0.00 | 74,865.00 | 74,865.00 | 0.00 | 0.00 | 0.00 |
|
to enable its Institute for Education and Social Policy to do a study of operations issues related to privatization in New York City's charter school movement | 176,500.00 | 0.00 | 176,500.00 | 0.00 | 0.00 | 0.00 |
|
Northwest Bronx Community and Clergy Coalition, Inc
103 E 196th Street
Bronx, New York 10468-3637 | | | | | | |
| toward the costs of a project to renovate the Kingsbridge Armory in the Bronx as a mixed-use facility anchored by several small public schools | 0.00 | 70,000.00 | 70,000.00 | 0.00 | 0.00 | 0.00 |
|
Ongin, Inc.
304 Park Avenue South, 11th Floor
New York, New York 10010 | | | | | | |
| In support of its project to produce a practitioners' guide for nonprofit staffing agencies that seek to help low-income adults find employment | 0.00 | 35,000.00 | 35,000.00 | 0.00 | 0.00 | 0.00 |
|
Public Interest Projects
80 Broad Street, 17th Floor
New York, New York 10004 | | | | | | |
| In support of its project, the Funders' Collaborative for Racial Justice Innovation, to promote collective efforts by lawyers and local community-based organizations that are using legal tools to improve resource equity and policy outcomes for racially and ethnically marginalized communities | 0.00 | 1,680,000.00 | 840,000.00 | 0.00 | 0.00 | 840,000.00 |

THE ROCKEFELLER FOUNDATION
Identification Number 13-1659629
GRANTS AND EXPENDITURES REPORT

Statement #12
Page 293 of 302

| PROGRAM
COUNTRY
US STATE
Grantee Name(s) - Person(s) or Institution(s)
Purpose | UNEXPENDED
BALANCE
AS OF
01-Jan-2003 | APPROVED
IN 2003 | NET
EXPENDITURES
AS OF
Dec-2003 | LAPSES
(incl. cancels
& recs) | REVERSIONS
(incl. cancels
& recs) | UNEXPENDED
BALANCE
AS OF
Dec-2003 |
|---|---|---------------------|--|-------------------------------------|---|--|
| | | | | | | |
| WORKING COMMUNITIES | | | | | | |
| UNITED STATES | | | | | | |
| NEW YORK | | | | | | |
| Public Policy and Education Fund of New York, Inc
94 Central Avenue
Albany, New York 12206 | | | | | | |
| In support of its project, Alliance for Quality Education, to expand and conduct public education, research, policy analysis and leadership training to contribute to New York State's school finance reform efforts | 250,000.00 | 0.00 | 250,000.00 | 0.00 | 0.00 | 0.00 |
| toward the costs of developing a communications program for its Alliance for Quality Education project | 0.00 | 215,000.00 | 215,000.00 | 0.00 | 0.00 | 0.00 |
|
Puerto Rican Legal Defense and Education Fund, Inc
99 Hudson Street
14th Floor
New York, New York 10013-2815 | | | | | | |
| for general support | 0.00 | 150,000.00 | 150,000.00 | 0.00 | 0.00 | 0.00 |
|
Sean Patrick Maloney
14 Sylvan Terrace
New York, New York 10032 | | | | | | |
| to participate in the four modules of the Next Generation Leadership program | 13,332.76 | 0.00 | 12,617.68 | 0.00 | 0.00 | 715.08 |
|
Sofia Quintero
1359 Noble Avenue, Second Floor
Bronx, New York 10472 | | | | | | |
| to participate in the four modules of the Next Generation Leadership program | 13,085.39 | 0.00 | 13,085.39 | 0.00 | 0.00 | 0.00 |
|
Studio Museum in Harlem, Inc
144 West 125th Street
New York, New York 10027 | | | | | | |
| In support of "harlemworld: metropolis as metaphor," an exhibition designed to increase awareness of strategies that diminish the negative impact of community revitalization by engaging cultural and community development stakeholders | 0.00 | 100,000.00 | 100,000.00 | 0.00 | 0.00 | 0.00 |
|
Teachers College, Columbia University
525 West 120th Street
New York, New York 10027-6902 | | | | | | |
| for use by its National Center for Restructuring Education, Schools & Teaching (NCREST) toward implementing the findings of the Regional Minority Consortium's Initiative to remedy the minority student achievement gap | 0.00 | 90,000.00 | 90,000.00 | 0.00 | 0.00 | 0.00 |

Statement #12
Page 294 of 302

| PROGRAM
COUNTRY
US STATE
Grantee Name(s) - Person(s) or Institution(s)
Purpose | UNEXPENDED
BALANCE
AS OF
01-Jan-2003 | APPROVED
IN 2003 | NET
EXPENDITURES
AS OF
Dec-2003 | LAPSES
(incl. canc
& recens)
IN 2003 | REVERSIONS
(incl. canc
& recens)
IN 2003 | UNEXPENDED
BALANCE
AS OF
Dec-2003 |
|---|---|---------------------|--|---|---|--|
| WORKING COMMUNITIES | | | | | | |
| UNITED STATES | | | | | | |
| NEW YORK | | | | | | |
| Teachers College, Columbia University
toward the costs of a celebration to commemorate the 50th anniversary of the 1954 Brown v. Board of Education Supreme Court decision, which mandated the desegregation of schools across America | 0.00 | 35,000.00 | 35,000.00 | 0.00 | 0.00 | 0.00 |
| toward the costs of planning a four-year, multi-method and multi-institutional study on the effects of competition, choice and student selection policies on non-selective urban public high schools and their students | 0.00 | 75,000.00 | 75,000.00 | 0.00 | 0.00 | 0.00 |
| The City Project, Inc
350 Broadway
Suite 525
New York, New York 10013

In general support of its mission to ensure that New York City's fiscal policies are grounded in principles of fairness and transparency and designed to serve the city's low-income residents | 0.00 | 30,000.00 | 0.00 | 0.00 | 0.00 | 30,000.00 |
| Vera Institute of Justice, Inc
233 Broadway, 12th Floor
New York, New York 10279

In support of a project to better understand the current surge in homelessness among families in New York City, to strengthen the effectiveness of existing prevention programs and to develop new coordinated strategies to prevent homelessness | 0.00 | 100,000.00 | 100,000.00 | 0.00 | 0.00 | 0.00 |
| William J Brennan Jr Center for Justice, Inc
c/o NYU School of Law
161 Avenue of the Americas
12th Floor
New York, New York 10013

In support of its project, the Economic Justice Program, which provides research and policy analysis to assist the work of community-based groups in New York City involved in economic justice issues | 0.00 | 250,000.00 | 125,000.00 | 0.00 | 0.00 | 125,000.00 |
| NORTH CAROLINA | | | | | | |
| Beloved Community Center of Greensboro, Inc
417 Arlington Street
Greensboro, North Carolina 27406

for general support of its efforts to stimulate productive ongoing public discussion about addressing issues of racial exclusion in Greensboro, North Carolina | 0.00 | 300,000.00 | 300,000.00 | 0.00 | 0.00 | 0.00 |
| Teaching Quality Foundation, Inc
910 Raleigh Road
Chapel Hill, North Carolina 27514

for use by its Southeast Center for Teaching Quality in developing a national model for states to assess the progress of teacher and teaching quality efforts, especially in low-income urban and rural communities | 90,000.00 | 0.00 | 60,000.00 | 0.00 | 0.00 | 30,000.00 |

THE ROCKEFELLER FOUNDATION
Identification Number 13-1659629
GRANTS AND EXPENDITURES REPORT

Statement #12
Page 295 of 302

| PROGRAM
COUNTRY
US STATE
Grantee Name(s) - Person(s) or Institution(s)
Purpose | UNEXPENDED
BALANCE
AS OF
01-Jan-2003 | APPROVED
IN 2003 | NET
EXPENDITURES
AS OF
Dec-2003 | LAPSES
(incl. cancels
& recens)
IN 2003 | REVERSIONS
(incl. cancels
& recens)
IN 2003 | UNEXPENDED
BALANCE
AS OF
Dec-2003 |
|---|---|---------------------|--|--|--|--|
| ===== | ===== | ===== | ===== | ===== | ===== | ===== |
| WORKING COMMUNITIES | | | | | | |
| UNITED STATES | | | | | | |
| NORTH CAROLINA | | | | | | |
| Teaching Quality Foundation, Inc
for use by its Southeast Center for Teaching Quality to develop a school- and district-level accountability model
for measuring teacher development | 0.00 | 90,000.00 | 90,000.00 | 0.00 | 0.00 | 0.00 |
|
 | | | | | | |
| OHIO | | | | | | |
| Social Enterprise Alliance Inc
43 S Cassady Road
Columbus, Ohio 43209 | | | | | | |
| for general support of its mission to provide resources to strengthen nonprofit organizations by mobilizing a
community of practitioners and investors to advance earned-income strategies | 0.00 | 52,000.00 | 52,000.00 | 0.00 | 0.00 | 0.00 |
|
 | | | | | | |
| PENNSYLVANIA | | | | | | |
| Public/Private Ventures
2000 Market Street
Suite 600
Philadelphia, Pennsylvania 19103 | | | | | | |
| for continued support of its Working Ventures Initiative that analyzes and provides technical assistance to local
and state workforce development agencies working with low-income adults and youth | 150,000.00 | 0.00 | 150,000.00 | 0.00 | 0.00 | 0.00 |
|
 | | | | | | |
| University of Pennsylvania
Philadelphia, Pennsylvania 19104-6380 | | | | | | |
| in support of the Campbell Collaboration to produce and maintain systematic reviews of studies of the
effectiveness of social and education interventions | 31.47 | 0.00 | 0.00 | 0.00 | 0.00 | 31.47 |
|
 | | | | | | |
| RHODE ISLAND | | | | | | |
| Brown University
P O Box 1148
155 Angell Street, 2nd Floor
Providence, Rhode Island 02912 | | | | | | |
| for use by its Annenberg Institute for School Reform's national task force on the future of urban school districts
to develop and pilot a set of tools to assist communities with the redesign of their local school districts | 0.00 | 250,000.00 | 250,000.00 | 0.00 | 0.00 | 0.00 |
|
 | | | | | | |
| to support the work of the Annenberg Institute for School Reform's National Task Force on the Future of Urban
Districts to develop, advocate for, and implement designs to increase the quality and effectiveness of supports
needed to create communities of successful schools for all children | 96,500.00 | 0.00 | 96,500.00 | 0.00 | 0.00 | 0.00 |

Statement #12
Page 296 of 302

| PROGRAM
COUNTRY
US STATE
Grantee Name(s) - Person(s) or Institution(s)
Purpose | UNEXPENDED
BALANCE
AS OF
01-Jan-2003 | APPROVED
IN 2003 | NET
EXPENDITURES
AS OF
Dec-2003 | LAPSES
(incl. canc
& recens)
IN 2003 | REVERSIONS
(incl. canc
& recens)
IN 2003 | UNEXPENDED
BALANCE
AS OF
Dec-2003 |
|--|---|---------------------|--|---|---|--|
| WORKING COMMUNITIES | | | | | | |
| UNITED STATES | | | | | | |
| TENNESSEE | | | | | | |
| Nashville Career Advancement Center
621 Mainstream Dvne, Suite 210
Nashville, Tennessee 37228 | | | | | | |
| toward support of its program aiming to increase the effectiveness of job training agencies in Nashville, Tennessee that help low-income job seekers secure livable wage employment | 0.00 | 250,000.00 | 175,000.00 | 0.00 | 0.00 | 75,000.00 |
| Neighborhoods Resource Center
14 Academy Place, Suite 2
P O 100941
Nashville, Tennessee 37224-0941 | | | | | | |
| to support community organizing activities related to employment in low-income neighborhoods of Nashville, Tennessee | 33,334.00 | 0.00 | 33,334.00 | 0.00 | 0.00 | 0.00 |
| TEXAS | | | | | | |
| Center for Public Policy Priorities
900 Lydia Street
Austin, Texas 78702-2625 | | | | | | |
| In general support of its work to improve public policies and practices in Texas, so that they can better address the economic and social needs of low- and moderate-income Texans | 0.00 | 100,000.00 | 100,000.00 | 0.00 | 0.00 | 0.00 |
| Cornerstone Assistance Network, Inc
6924 Glenview Drive
Fort Worth, Texas 76180 | | | | | | |
| for continued support of its program aiming to increase the effectiveness of job training agencies in Fort Worth, Texas | 425,000.00 | 0.00 | 425,000.00 | 0.00 | 0.00 | 0.00 |
| National Center for Educational Accountability
4030-2 West Braker Lane
Suite 200
Austin, Texas 78759 | | | | | | |
| toward the costs of research to examine indicators of teacher learning that enhance accountability and school improvement efforts | 0.00 | 149,989.00 | 149,989.00 | 0.00 | 0.00 | 0.00 |
| Near Northside Partners Council, Inc
1519 Circle Park Blvd
Fort Worth, Texas 76106 | | | | | | |
| In support of its resident-involved jobs development program that partners with local public agencies seeking to improve comprehensive social services for the Near Northside community in Fort Worth, Texas | 125,000.00 | 0.00 | 75,000.00 | 0.00 | 0.00 | 50,000.00 |

THE ROCKEFELLER FOUNDATION
Identification Number 13-1659629
GRANTS AND EXPENDITURES REPORT

Statement #12
Page 297 of 302

| PROGRAM
COUNTRY
US STATE
Grantee Name(s) - Person(s) or Institution(s)
Purpose | UNEXPENDED
BALANCE
AS OF
01-Jan-2003 | APPROVED
IN 2003 | NET
EXPENDITURES
AS OF
Dec-2003 | LAPSES
(incl. canc
& recens)
IN 2003 | REVERSIONS
(incl. canc
& recens)
IN 2003 | UNEXPENDED
BALANCE
AS OF
Dec-2003 |
|--|---|---------------------|--|---|---|--|
| WORKING COMMUNITIES | | | | | | |
| UNITED STATES | | | | | | |
| TEXAS | | | | | | |
| Sonya Michelle Lopez
708 Franklin
San Marcos, Texas 78666 | | | | | | |
| to participate in the four modules of the Next Generation Leadership program | 13,192.76 | 0.00 | 13,180.97 | 0.00 | 0.00 | 11.79 |
| University of Texas at Austin
Austin, Texas 78713 | | | | | | |
| for use by its Center for African and African American Studies for the "Diasporic Racisms" project, a new area of racial analysis and activist scholarship regarding the impact of transnational demographic, political, social and economic processes on the changing character of race relations in the U.S., especially as they impact Black, Latino and indigenous peoples | 300,000.00 | 0.00 | 100,000.00 | 0.00 | 0.00 | 200,000.00 |
| for use by its Lyndon B. Johnson School of Public Affairs' Ray Marshall Center for the Study of Human Resources toward the costs of a project aiming to improve state workforce systems in effectively meeting the needs of the working poor | 0.00 | 70,000.00 | 70,000.00 | 0.00 | 0.00 | 0.00 |
| to produce knowledge and analysis that can be used to promote racial conciliation and social justice in the United States through policy innovation | 0.00 | 0.00 | -2,910.57 | 2,910.57 | 0.00 | 0.00 |
| University of Texas Law School Foundation
727 East Dean Keeton Street
Austin, Texas 78705-3224 | | | | | | |
| for use by its Texas LEADS project, in continued support of its programs to develop equitable educational opportunities for Texas students | 0.00 | 100,000.00 | 100,000.00 | 0.00 | 0.00 | 0.00 |
| VIRGINIA | | | | | | |
| Charlottesville Public Housing Association of Residents, Inc
1000 Preston Avenue, Suite C
Charlottesville, Virginia 22903 | | | | | | |
| In general support of its mission to provide public housing residents with the knowledge, skills and leadership development to improve their communities | 0.00 | 25,000.00 | 0.00 | 0.00 | 0.00 | 25,000.00 |
| WASHINGTON | | | | | | |
| Economic Opportunity Institute
4726 11th Avenue NE
Seattle, Washington 98105 | | | | | | |
| towards the costs of administering the National Transitional Jobs Network, a coalition of independently operated programs and policy centers that have established and promoted transitional jobs programs as a means of helping very low skilled individuals gain access to the supports and training experience necessary to get and keep quality jobs | 100,000.00 | 0.00 | 100,000.00 | 0.00 | 0.00 | 0.00 |

Statement #12
Page 298 of 302

| PROGRAM | UNEXPENDED | | NET | LAPSES | REVERSIONS | UNEXPENDED |
|--|-------------|------------|--------------|-------------|-------------|------------|
| COUNTRY | BALANCE | | EXPENDITURES | (incl. canc | (incl. canc | BALANCE |
| US STATE | AS OF | APPROVED | AS OF | & recens) | & recens) | AS OF |
| Grantee Name(s) - Person(s) or Institution(s) | 01-Jan-2003 | IN 2003 | Dec-2003 | IN 2003 | IN 2003 | Dec-2003 |
| Purpose | | | | | | |
| ===== | | | | | | |
| WORKING COMMUNITIES | | | | | | |
| UNITED STATES | | | | | | |
| WASHINGTON | | | | | | |
| Karen Lynn Bohlke | | | | | | |
| 2113 13th Avenue South | | | | | | |
| Seattle, Washington 98144 | | | | | | |
| | | | | | | |
| to participate in the four modules of the Next Generation Leadership program | 13,143.74 | 0.00 | 13,143.74 | 0.00 | 0.00 | 0.00 |
| | | | | | | |
| University of Washington | | | | | | |
| 301 Gerberding Hall | | | | | | |
| Box 351230 | | | | | | |
| Seattle, Washington 98195-1230 | | | | | | |
| | | | | | | |
| for use by its Institute for the Study of Educational Policy to develop and promote responsible accountability practices responsive to the purposes of public education | 0.00 | 0.00 | -875.36 | 875.36 | 0.00 | 0.00 |
| | | | | | | |
| WISCONSIN | | | | | | |
| Institute for Wisconsin's Future, Inc | | | | | | |
| 1717 South 12th Street | | | | | | |
| Suite 203 | | | | | | |
| Milwaukee, Wisconsin 53204-3300 | | | | | | |
| | | | | | | |
| toward the costs of the National School Investment Network's efforts to increase state capacity to inform and mobilize parents, educators and concerned citizens around the issue of fair and adequate school funding | 0.00 | 50,000.00 | 0.00 | 0.00 | 0.00 | 50,000.00 |
| | | | | | | |
| toward the costs of the Wisconsin School Funding Project to improve educational opportunities for children in low- and moderate-income communities by increasing school resources and parent involvement in education policy decision-making | 0.00 | 300,000.00 | 300,000.00 | 0.00 | 0.00 | 0.00 |
| | | | | | | |
| New Hope Project, Inc | | | | | | |
| 2821 North Fourth Street | | | | | | |
| Suite 516B | | | | | | |
| Milwaukee, Wisconsin 53212 | | | | | | |
| | | | | | | |
| to support its program aiming to advance work-based anti-poverty programs both in Wisconsin and nationwide | 75,000.00 | 0.00 | 75,000.00 | 0.00 | 0.00 | 0.00 |
| | | | | | | |
| University of Wisconsin-Madison | | | | | | |
| 500 Lincoln Drive | | | | | | |
| Madison, Wisconsin 53706 | | | | | | |
| | | | | | | |
| for use by its College of Engineering toward the costs of conducting research on effective ways to implement New Jersey's school construction program | 0.00 | 150,000.00 | 150,000.00 | 0.00 | 0.00 | 0.00 |

THE ROCKEFELLER FOUNDATION
Identification Number 13-1659629
GRANTS AND EXPENDITURES REPORT

Statement #12
Page 299 of 302

| PROGRAM
COUNTRY
US STATE
Grantee Name(s) - Person(s) or Institution(s)
Purpose | UNEXPENDED
BALANCE
AS OF
01-Jan-2003 | APPROVED
IN 2003 | NET
EXPENDITURES
AS OF
Dec-2003 | LAPSES
(incl. cancels
& recens)
IN 2003 | REVERSIONS
(incl. cancels
& recens)
IN 2003 | UNEXPENDED
BALANCE
AS OF
Dec-2003 |
|---|---|---------------------|--|--|--|--|
| ----- | ----- | ----- | ----- | ----- | ----- | ----- |
| WORKING COMMUNITIES | | | | | | |
| GENERAL - FOUNDATION ADMINISTERED PROJECTS | | | | | | |
| for a communications strategy that will incorporate the findings from several years of research from the Future of Work program into national and local policy debates | 0.00 | 250,000.00 | 0.00 | 0.00 | 0.00 | 250,000.00 |
| for costs related to the production and dissemination of Louder Than Words, a report on racial justice innovation | 19,345.99 | 0.00 | 19,345.99 | 0.00 | 0.00 | 0.00 |
| for support of production costs of a reflective documentation of lessons learned in the five Race, Policy and Democracy sites and for support of activities to promote the Louder Than Words report | 0.00 | 162,500.00 | 153,859.90 | 0.00 | 0.00 | 8,640.10 |
| for the costs of meetings and editing and promotion of a book on international production networks | 0.00 | 70,966.00 | 0.00 | 0.00 | 0.00 | 70,966.00 |
| for the costs of the Next Generation Leadership program and its alumni gatherings | 171,856.71 | 0.00 | 135,618.57 | 0.00 | 0.00 | 36,238.14 |
| for the costs of the Next Generation Leadership program and its alumni gatherings | 0.00 | 303,000.00 | 92,853.74 | 0.00 | 100,000.00 | 110,146.26 |
| In support of a landscaping study of organizations in the U.S. planning events, conferences and publications focused on the 50th anniversary of the Brown v. Board of Education Supreme Court decision that required the desegregation of schools across America | 0.00 | 25,000.00 | 0.00 | 0.00 | 0.00 | 25,000.00 |
| In support of research on the capacity of school systems in New Jersey and New York State, including New York City, to create new school facilities that meet the needs of students | 50,000.00 | 0.00 | 16,383.65 | 0.00 | 0.00 | 33,616.35 |
| to assess the planning and implementation of the first year of new job training programs in Boston, Fort Worth and Nashville | 7,794.00 | 0.00 | 7,794.00 | 0.00 | 0.00 | 0.00 |
| to develop assessment benchmarks with and for the national policy centers that are participants in the Foundation's Economic Resilience strategy, in order to more objectively evaluate progress toward the funding strategy goal of strengthening the advocacy infrastructure in the United States | 100,000.00 | 0.00 | 0.00 | 0.00 | 0.00 | 100,000.00 |
| to examine California school finance litigation and community organizing groups to guide Working Communities' grantmaking in California | 64,211.82 | 0.00 | 45,211.82 | 0.00 | 0.00 | 19,000.00 |
| to map the global temporary help industry geographically and research the expansion strategies of the largest staffing companies | 17,416.44 | 0.00 | 0.00 | 0.00 | 0.00 | 17,416.44 |

Statement #12
Page 300 of 302

| PROGRAM
COUNTRY
US STATE
Grantee Name(s) - Person(s) or Institution(s)
Purpose | UNEXPENDED
BALANCE
AS OF
01-Jan-2003 | APPROVED
IN 2003 | NET
EXPENDITURES
AS OF
Dec-2003 | LAPSES
(incl. canc
& recens)
IN 2003 | REVERSIONS
(incl. canc
& recens)
IN 2003 | UNEXPENDED
BALANCE
AS OF
Dec-2003 |
|---|---|---------------------|--|---|---|--|
| ===== | ===== | ===== | ===== | ===== | ===== | ===== |
| WORKING COMMUNITIES | | | | | | |
| GENERAL - FOUNDATION ADMINISTERED PROJECTS | | | | | | |
| | | | | | | |
| to strengthen and assess the implementation of a job training initiative in Boston, Fort Worth and Nashville | 253,500.00 | 0.00 | 250,925.91 | 0.00 | 0.00 | 2,574.09 |
| | | | | | | |
| to support a series of convenings of the leadership of national policy centers in order to promote a more effective and coordinated advocacy infrastructure in the United States | 100,000.00 | 0.00 | 0.00 | 0.00 | 0.00 | 100,000.00 |
| | | | | | | |
| toward a series of meetings, consultancies, projects, and program activities to explore the transnational character of urban communities, leading to program strategy development that focuses on the growing dimensions of work, family life, community development, and cultural expression among the poor and excluded whose livelihoods stretch across international boundaries | 317,193.09 | 0.00 | 140,263.05 | 0.00 | 0.00 | 176,930.04 |
| | | | | | | |
| toward additional costs of a series of program-related meetings in different target cities that will bring together clusters of Working Communities program grantees to discuss goals and strategies | 43,334.00 | 0.00 | 0.00 | 0.00 | 0.00 | 43,334.00 |
| | | | | | | |
| toward administrative costs associated with the development of strategies to increase the independence and sustainability of basic rights grantees as the next phase of stabilization efforts | 90,848.40 | 0.00 | 52,332.28 | 0.00 | 0.00 | 38,516.12 |
| | | | | | | |
| toward administrative costs associated with the RF Employment Initiative to increase employment for inner-city residents | 11,726.47 | 0.00 | 3,744.92 | 0.00 | 0.00 | 7,981.55 |
| | | | | | | |
| toward administrative costs associated with the strategic development of Living Cities, Inc.: The National Community Development Initiative | 40,054.87 | 0.00 | 2,314.40 | 0.00 | 0.00 | 37,740.47 |
| | | | | | | |
| toward administrative costs of an evaluation of the Harlem Congregation for Community Improvement's project to explore new approaches to community development | 20,500.31 | 0.00 | 20,500.00 | 0.00 | 0.00 | 0.31 |
| | | | | | | |
| toward consultant costs to study research and policy development efforts in New York and New Jersey to enhance the design and building of schools in low-income communities | 7,269.41 | 0.00 | 3,863.99 | 0.00 | 0.00 | 3,405.42 |
| | | | | | | |
| toward costs associated with the production of a commissioned publication and convening on the occasion of the 50th anniversary of the Brown v. Board of Education Supreme Court decision that required the desegregation of schools across America | 0.00 | 350,000.00 | 7,194.08 | 0.00 | 0.00 | 342,805.92 |
| | | | | | | |
| toward publication costs and dissemination activities for Stories of Work, a monograph on the Foundation's employment and workforce development initiatives | 0.00 | 49,994.00 | 0.00 | 0.00 | 0.00 | 49,994.00 |
| | | | | | | |
| toward the costs of "formative," ongoing assessments of several of the Working Communities program's clusters of policy and advocacy work | 250,000.00 | 0.00 | 63,759.47 | 0.00 | 0.00 | 186,240.53 |

THE ROCKEFELLER FOUNDATION
Identification Number 13-1659629
GRANTS AND EXPENDITURES REPORT

Statement #12
Page 301 of 302

| PROGRAM
COUNTRY
US STATE
Grantee Name(s) - Person(s) or Institution(s)
Purpose | UNEXPENDED
BALANCE
AS OF
01-Jan-2003 | APPROVED
IN 2003 | NET
EXPENDITURES
AS OF
Dec-2003 | LAPSES
(incl. canc
& recens)
IN 2003 | REVERSIONS
(incl. canc
& recens)
IN 2003 | UNEXPENDED
BALANCE
AS OF
Dec-2003 |
|---|---|---------------------|--|---|---|--|
| ----- | ----- | ----- | ----- | ----- | ----- | ----- |
| WORKING COMMUNITIES | | | | | | |
| GENERAL - FOUNDATION ADMINISTERED PROJECTS | | | | | | |
| toward the costs of a conference that will bring together Ford and Rockefeller foundation grantees to compare and examine strategies for improving the condition of less-skilled workers in temporary and unregulated work situations | 675.28 | 0.00 | 0.00 | 0.00 | 0.00 | 675.28 |
| toward the costs of a meeting of researchers and activists from North America and Europe to compare flexible labor market practices and national strategies to address non-standard work issues | 64,000.00 | 0.00 | 34,250.96 | 0.00 | 0.00 | 29,749.04 |
| toward the costs of a meeting of the Foundation's Working Communities grantees in New York City to help the Foundation develop a comprehensive policy advocacy agenda | 20,098.76 | 0.00 | 6,577.00 | 0.00 | 0.00 | 13,521.76 |
| toward the costs of a publication of stories derived from the Foundation's employment and workforce development work | 85,648.99 | 0.00 | 69,317.19 | 0.00 | 0.00 | 16,331.80 |
| toward the costs of a reflective documentation process to capture lessons learned by the Foundation's Race, Policy and Democracy grantees in building participatory policy processes to address issues of racial inequity in five sites | 226,000.00 | 0.00 | 215,405.94 | 0.00 | 0.00 | 10,594.06 |
| toward the costs of a series of program-related meetings in different target cities that will bring together clusters of Working Communities program grantees to discuss goals and strategies | 79,557.00 | 0.00 | 40,606.74 | 0.00 | 0.00 | 38,950.26 |
| toward the costs of a survey and analysis of community reinvestment issues across the United States | 23,133.47 | 0.00 | 9,655.11 | 0.00 | 0.00 | 13,478.36 |
| toward the costs of a workshop to convene activists and researchers to share their experience and strategies for organizing the garment industry in Central and North America | 10,533.35 | 0.00 | 0.00 | 0.00 | 0.00 | 10,533.35 |
| toward the costs of developing a computer program that will allow program officers to easily capture, access, and visualize the geographic and issue activities of Working Communities program grantees to better identify synergies | 75,000.00 | 0.00 | 0.00 | 0.00 | 0.00 | 75,000.00 |
| toward the costs of developing a plan for evaluating Working Communities' school finance grantmaking in New York State | 25,000.00 | 0.00 | 20,792.21 | 0.00 | 0.00 | 4,207.79 |
| toward the costs of developing and implementing a communications strategy for the release of a set of industry case studies funded under the Future of Work program | 100,000.00 | 0.00 | 23,790.51 | 0.00 | 0.00 | 76,209.49 |
| toward the costs of implementing an initiative to strengthen job training agencies in Boston, Fort Worth, and Nashville | 17,265.20 | 0.00 | 8,726.16 | 0.00 | 0.00 | 8,539.04 |

THE ROCKEFELLER FOUNDATION
Identification Number 13-1659629
GRANTS AND EXPENDITURES REPORT

Statement #12
Page 302 of 302

| PROGRAM
COUNTRY
US STATE
Grantee Name(s) - Person(s) or Institution(s)
Purpose | UNEXPENDED
BALANCE
AS OF
01-Jan-2003 | APPROVED
IN 2003 | NET
EXPENDITURES
AS OF
Dec-2003 | LAPSES
(incl. cancels
& recens)
IN 2003 | REVERSIONS
(incl. cancels
& recens)
IN 2003 | UNEXPENDED
BALANCE
AS OF
Dec-2003 |
|--|---|----------------------|--|--|--|--|
| ===== | ===== | ===== | ===== | ===== | ===== | ===== |
| WORKING COMMUNITIES | | | | | | |
| GENERAL - FOUNDATION ADMINISTERED PROJECTS | | | | | | |
| toward the costs of producing a report on lessons learned in five Foundation-funded sites that examine the way race affects policy issues and toward costs of a convening of racial justice innovators who are working on issues of racial inclusion in local policy debates | 78,626.23 | 0.00 | 75,762.00 | 0.00 | 0.00 | 2,864.23 |
| toward the costs of program-related meetings and related activities that inform Working Communities grantees and/or policymakers about strategies for improving how workforce development systems meet the needs of low-skilled jobseekers and the working poor | 0.00 | 100,000.00 | 0.00 | 0.00 | 0.00 | 100,000.00 |
| toward the costs of reports that analyze public funding and performance measures for workforce development services in New York, Texas, Tennessee and Florida | 134,400.00 | 0.00 | 41,988.28 | 0.00 | 0.00 | 92,411.72 |
| toward the costs of strategic planning for basic rights grantees; a philanthropic outreach effort to build a funding collaborative for racial justice innovation; and documentation in five sites of innovative approaches to addressing racial equity in policy | 28,930.24 | 0.00 | 28,639.36 | 0.00 | 0.00 | 290.88 |
| toward the costs of strengthening and assessing an initiative to improve the effectiveness of job training agencies in Boston, Fort Worth and Nashville | 0.00 | 435,000.00 | 89,726.09 | 0.00 | 0.00 | 345,273.91 |
| toward the travel costs of United States participants at an international symposium on how to design and evaluate locally-based initiatives aimed at regenerating communities and improving health | 10,730.88 | 0.00 | 0.00 | 0.00 | 0.00 | 10,730.88 |
| TOTAL: 312 - WORKING COMMUNITIES | 14,437,891.84 | 25,513,747.00 | 30,878,049.52 | 7,701.23 | 100,000.00 | 8,965,888.09 |

**THE ROCKEFELLER FOUNDATION
EMPLOYER ID NO. 13-1659629
FOUNDATION-OPERATED PROGRAMS
FORM 990-PF - 2003**

Page 303

**EXPENDITURES
AS OF DEC-2003**

| | |
|---|----------------------------------|
| For expenses associated with the operations of the Bellagio Study and Conference Center and the running of its programs | 3,633,644 |
| For administrative costs associated with The Philanthropy Workshop program | 523,328 |
| For administrative costs associated with the Next Generation Leadership program | 456,378 |
| For expenses associated with the Global Plant Biotechnology Dialogue | 328,638 |
| For administrative costs associated with the Strategic Alliance between the Rockefeller Foundation and The California Endowment | 410,772 |
| For expenses associated with the Communication for Social Change Program | 219,470 |
| For costs of the annual report | 358,096 |
| Total Foundation-operated programs | <u><u>\$5,930,326</u></u> |

THE ROCKEFELLER FOUNDATION
Employer ID No. 13-1659629
Form 990PF - 2003

EXPENDITURE RESPONSIBILITY GRANTS

Prospective grantees are asked by the Foundation to furnish information concerning their status as exempt organizations under the Internal Revenue Code.

Prospective grantees with respect to whom the Foundation is required to exercise "expenditure responsibility" are informed by letter, before payment is made on a grant, of the responsibilities imposed upon the Foundation and its grantees by the Internal Revenue Code of 1986, as amended. Each grantee must agree in writing to those terms and conditions, including the obligation to provide financial and substantive reports on how Foundation grant funds are expended. The reports that are received are reviewed for general accuracy, sufficiency and compliance with the terms and conditions of the grant. Additional information is requested from grantees in instances where reports are considered inadequate. Where the Foundation has not received financial or substantive reports from a grantee when expected, Foundation staff follow up in several ways, including reminders that are sent at regular intervals after reports are expected and personal follow-up by program staff through telephone, mail and e-mail.

The following schedules list grants with respect to which the Foundation is believed to have "expenditure responsibility" obligations. Grantee Organizations marked "*" are either Private Foundations, Private Operating Foundations, or Foreign Private Foundation Equivalents. All other grantees are non 501(c)(3) organizations, or organizations for which the Foundation has not made a reasonable determination of 501(c)(3) equivalency status, which received grants for charitable projects and maintained these payments in segregated funds as required by Treasury Reg. 53.4945-6(c). Reporting status is as of 11/5/2004.

Schedule 1 - 1999 PAYMENTS (Review of reports received from grantees subsequent to filing the 2002 990-PF return).

Schedule 2 - 2000 PAYMENTS (Review of reports received from grantees subsequent to filing the 2002 990-PF return).

Schedule 3 - 2001 PAYMENTS (Review of reports received from grantees subsequent to filing the 2002 990-PF return).

Schedule 4 - 2002 PAYMENTS (Review of reports received from grantees subsequent to filing the 2002 990-PF return).

Schedule 5 - 2003 PAYMENTS

Schedule 6 - PROGRAM-RELATED INVESTMENTS

THE ROCKEFELLER FOUNDATION

Identification Number 13-1659629

Statement 12.A / Schedule 1

Page 1 of 1

1999 PAYMENTS

| | 1999
PAYMENTS
----- | Date of
Report Received
from Grantee (a)
----- |
|---|------------------------------|---|
| ARTS AND HUMANITIES | | |
| AH 9957 | | |
| Center for Transcultural Studies * | | |
| 10320 South Ridgeland Avenue, #308 | 100,000.00 | 02/20/2001 & 04/16/2002 & |
| Chicago Ridge, Illinois 60415 | | 05/15/2002 & 06/30/2002 & |
| Toward the costs of "New Imaginaries," a program exploring the cultural | | 10/04/2002 & 06/20/2003 & |
| dimensions of globalization | | 09/03/2004 b |
| TOTAL: ARTS AND HUMANITIES | -----
100,000.00 | |
| Report Summary =====>> | -----
100,000.00
----- | |

NOTE: All the above payments were made during 1999. Budgetary material in support of the grant request was obtained from each of the grantees. Reports from grantees not due/or not fully accounted for above will be reflected in our 2003 990-PF Report. Future payments to grantees who are delinquent in providing a satisfactory accounting will be withheld.

(a) The accounting reports received were found to be in order and, unless otherwise noted, show that the funds were fully expended for the purpose of the grant. To the best of our knowledge, the grantee has not diverted any portion of the funds from the purpose of the grant.

b All funds have been fully accounted for; however, grantee has not yet submitted a final substantive report. Staff have followed up on several occasions, most recently on 10/14/04.

THE ROCKEFELLER FOUNDATION

Identification Number 13-1659629

Statement 12.A / Schedule 2

Page 1 of 8

2000 PAYMENTS

| | 2000
PAYMENTS
..... | Date of
Report Received
from Grantee (a)
: |
|--|---------------------------|---|
| <u>ARTS AND HUMANITIES</u> | | |
| RF 96041 #48
Jerusalem Institute for Israel Studies
20a Radak Street
Jerusalem, Israel 92186
Toward the costs of a research project on the "Image of the Other." | 82,500.00 | 06/27/2003 b |
| RF 99043 #24
Mediation Northern Ireland
10 Upper Crescent
Belfast, Northern Ireland BT7 1NT
Toward the ongoing costs of the Churches Programme | 24,294.00 | 11/13/2002 & 10/08/2003 &
09/06/2004 c |
| TOTAL ARTS AND HUMANITIES | -----
106,794.00 | |

THE ROCKEFELLER FOUNDATION

Identification Number 13-1659629

Statement 12.A / Schedule 2
Page 2 of 8

2000 PAYMENTS

| | 2000
PAYMENTS
..... | Date of
Report Received
from Grantee (a)
..... |
|---|---------------------------|---|
| <u>BUILDING DEMOCRACY</u> | | |
| RF 99014 #28 | | |
| Potomac Coalition, Inc | 75,000 00 | 08/14/2002 & 03/22/2004 |
| 1652 Michigan Avenue, NE | | |
| Washington, DC 20017 | | |
| To support research on new investment models, protocols, and
relationships that promote development, livable wage jobs, and equity
stakes in poor urban communities | | |
| TOTAL: BUILDING DEMOCRACY |
75,000.00 | |

THE ROCKEFELLER FOUNDATION

Identification Number 13-1659629

Statement 12.A / Schedule 2
Page 3 of 8

2000 PAYMENTS

| | 2000
PAYMENTS
..... | Date of
Report Received
from Grantee (a)
..... |
|--|---------------------------|---|
| <u>FOOD SECURITY</u> | | |
| 2000 FS 125 | | |
| International Center for Information on Cover Crops * | 95,000.00 | 11/04/2002 & 11/01/2003 & |
| Apartado Postal 4443 | | 02/27/2004 |
| Tegucigalpa M.D.C., Honduras | | |
| To support the development and maintenance of a database to store and
manage information related to green manure cover crop systems in the
tropics | | |
| TOTAL FOOD SECURITY |
95,000.00 | |

THE ROCKEFELLER FOUNDATION

Identification Number 13-1659629

Statement 12.A / Schedule 2

Page 4 of 8

2000 PAYMENTS

| | 2000
PAYMENTS
..... | Date of
Report Received
from Grantee (a)
..... |
|--|---------------------------|---|
| <u>GLOBAL ENVIRONMENT</u> | | |
| RF 99010 #129 | | |
| Leadership for Environment and Development International, Inc. * | 2,000,000.00 | 12/01/2000 & 12/01/2001 & |
| 48 Prince's Gardens | | 01/08/2002 & 02/26/2003 & |
| London, England SW7 2PE | | 02/23/2004 d |
| Toward the costs of its Fellows Program | | |
|
TOTAL: GLOBAL ENVIRONMENT |
.....
2,000,000.00 | |

THE ROCKEFELLER FOUNDATION

Identification Number 13-1659629

Statement 12.A / Schedule 2

Page 5 of 8

2000 PAYMENTS

| | 2000
PAYMENTS
..... | Date of
Report Received
from Grantee (a)
..... |
|---|---------------------------|---|
| <u>GLOBAL PROGRAMS</u> | | |
| GP 9938 | | |
| The Afrca Net Trust * | 125,000 00 | |
| B.P 5720 | | |
| Dakar Fann, Senegal | | |
| Toward the development and launch of two television and radio programs:
Teenzine Africa (health, science, technology, geography, and economics for
young people) and Afrca This Week (pan-African news and financial
analysis) | | |
| TOTAL: GLOBAL PROGRAMS |
125,000.00 | |

THE ROCKEFELLER FOUNDATION

Identification Number 13-1659629

Statement 12.A / Schedule 2

Page 6 of 8

2000 PAYMENTS

| | 2000
PAYMENTS
..... | Date of
Report Received
from Grantee (a)
..... |
|---|---------------------------|---|
| <u>HEALTH EQUITY</u> | | |
| 2000 HE 035
Action on Smoking and Health Foundation
36/6 Soi Pradipat 10
Pradipat Road, Samsen Nai
Phayathai
Bangkok, Thailand 10400
For activities related to the development of the Southeast Asian Tobacco
Control Alliance, a collaborative regional tobacco control network | 202,586.00 | 05/10/2002 & 03/19/2004 |
| 2000 HE 042
INCLIN Trust International, Inc. *
Section E, 5/F Ramon Magsaysay Center
1680 Roxas Boulevard
Malate Manila, Philippines 1004
For general support | 1,000,000 00 | 11/30/2001 & 07/25/2002 &
07/25/2003 & 07/29/2004 e |
| TOTAL: HEALTH EQUITY |
1,202,586.00 | |

THE ROCKEFELLER FOUNDATION

Identification Number 13-1659629

Statement 12.A / Schedule 2
Page 7 of 8

2000 PAYMENTS

| | 2000
PAYMENTS
..... | Date of
Report Received
from Grantee (a)
..... |
|--|---------------------------|---|
| <u>HEALTH SCIENCES</u> | | |
| RF 99052 #3
Institute of Policy Studies of Sri Lanka
99 St. Michael's Road
Colombo, Sri Lanka 3
As an International Health Research Award to support a collaborative
partnership to strengthen health systems reform in the Asia-Pacific region
within the National Health Accounts framework | 110,642.00 | 03/24/2002 & 03/28/2003 &
05/11/2004 & 06/27/2004 |
| RF 97045 #95
Society for Education, Action and Research in Community Health *
Shodh - Gram
P.O. & Dist. - Gadchiroli (Maharashtra)
Gadchiroli, India 442 605
For the writing, publication and dissemination of research papers on
reproductive and child health, and institutional capacity-building | 34,500 00 | 07/29/2002 & 03/15/2004 &
03/16/2004 f |
| TOTAL: HEALTH SCIENCES | -----
145,142.00 | |

THE ROCKEFELLER FOUNDATION

Identification Number 13-1659629

Statement 12.A / Schedule 2
Page 8 of 8

2000 PAYMENTS

| | 2000
PAYMENTS
..... | Date of
Report Received
from Grantee (a)
..... |
|---|---------------------------|---|
| POPULATION SCIENCES | | |
| RF 97045 #85
Anusandhan Trust
Centre for Enquiry into Health and Allied Themes (CEHAT)
Sai Ashray, Aram Society Road
Vakola, Santacruz (East)
Mumbai, India 400 059
To support India's National Abortion Assessment Study | 300,000.00 | 03/12/2001 & 05/28/2001 &
05/29/2001 & 01/10/2002 &
04/26/2002 & 04/11/2003 &
04/19/2004 |
| RF 97045 #91
Save the Children Fund
17 Grove Lane
London, England SE5 8RD
For creating and strengthening the psychological and social resources of
adolescents in urban Mali, in order to facilitate their acquisition and
application of sexual health information | 37,800.00 | 07/02/2001 & 10/17/2002 &
02/28/2003 & 07/08/2003 &
09/24/2003 & 05/19/2004 g |
| TOTAL: POPULATION SCIENCES | 337,800.00 | |
| Report Summary =====>>> | 4,087,322.00
..... | |

NOTE: All the above payments were made during 2000. Budgetary material in support of the grant request was obtained from each of the grantees. Reports from grantees not due/or not fully accounted for above will be reflected in our 2003 990-PF Report. Future payments to grantees who are delinquent in providing a satisfactory accounting will be withheld.

(a) The accounting reports received were found to be in order and, unless otherwise noted, show that the funds were fully expended for the purpose of the grant. To the best of our knowledge, the grantee has not diverted any portion of the funds from the purpose of the grant.

- b All funds have been fully accounted for. However, due to the grantee's failure to submit a final substantive report for the grant, which was due following the termination of the grant on 2/28/01, we will not allow future funding to this grantee.
- c Grantee has reported on expenditures of \$24,160 through 3/31/03. Final financial and substantive reports remain outstanding. Staff have followed up on several occasions, most recently on 8/23/04.
- d Grantee has accounted for \$1,495,286.24 through 12/31/2003.
- e Grantee has accounted for \$741,880.00 through 06/30/2004.
- f Grantee has accounted for \$21,083.92 through 12/31/2003.
- g Grantee has accounted for \$36,287.00 through 07/31/2003 and has returned the unexpended balance of \$1,513.00 during 2004. No further accounting is required.

THE ROCKEFELLER FOUNDATION

Identification Number 13-1659629

Statement 12.A / Schedule 3

Page 1 of 11

2001 PAYMENTS

| | 2001
PAYMENTS
----- | Date of
Report Received
from Grantee (a)
----- |
|---|---------------------------|---|
| <u>AFRICA REGIONAL PROGRAM</u> | | |
| 2001 AR 063
Cotton Products (U) Ltd.
Plot 30A Kibira Road
P.O. Box 927
Kampala, Uganda
Toward the costs of a project to explore using Vietnamese technology to make affordable products available to girls and women in Uganda for feminine hygiene protection | 45,000 00 | 12/24/2002 & 02/26/2003 &
12/31/2003 & 04/24/2004 b |
| 2001 AR 050
Council on Higher Education
Didacta Building
211 Skinner St
P.O. Box 13354, The Tramshed, 0126
South Africa
Toward the costs of a project to initiate and institutionalize a triennial review of South African higher education | 76,000.00 | 12/13/2002 & 10/03/2003 &
10/26/2004 c |
| TOTAL: AFRICA REGIONAL PROGRAM | -----
121,000.00 | |

THE ROCKEFELLER FOUNDATION

Identification Number 13-1659629

Statement 12.A / Schedule 3

Page 2 of 11

2001 PAYMENTS

| | 2001
PAYMENTS
..... | Date of
Report Received
from Grantee (a)
..... |
|--|---------------------------|---|
| <u>ARTS AND HUMANITIES</u> | | |
| RF 97052 #593 | | |
| Centro de Investigaciones Regionales de Mesoamérica * | 88,216.00 | 03/08/2002 & 03/11/2002 & |
| 5 Calle Oriente, No. 5 | | 09/30/2002 & 08/20/2003 & |
| Antigua, Guatemala | | 10/27/2004 |
| Towards the costs of a program of Rockefeller Foundation Resident | | |
| Fellowships in the Humanities entitled, "Beyond the 'Post-War': Identity | | |
| Construction and New Political Subjects in Central America." | | |
| TOTAL: ARTS AND HUMANITIES |
88,216.00 | |

THE ROCKEFELLER FOUNDATION

Identification Number 13-1659629

Statement 12.A / Schedule 3
Page 3 of 11

2001 PAYMENTS

| | 2001
PAYMENTS
..... | Date of
Report Received
from Grantee (a)
..... |
|---|---------------------------|--|
| <u>CREATIVITY & CULTURE</u> | | |
| 2001 CC 009
Centro de Investigaciones Regionales de Mesoamérica *
5 Calle Oriente, No. 5
Antigua, Guatemala
Toward the costs of "Identity Construction Among Youth in Post-War Central America," a collaborative project between the Centro de Investigaciones Regionales de Mesoamérica and the University of Costa Rica to provide support for four fellows and a series of seminars to advance the study of youth culture in Central America | 100,000.00 | 03/08/2002 & 05/27/2002 &
08/20/2003 & 02/25/2004 &
02/29/2004 |
| 2001 CC 081
Documenta 11
Friedrichplatz 18
D-34117
Kassel, Germany
Toward the costs of "Creolite and Creolization," a conference and workshop | 50,000.00 | 11/15/2002 d |
| 2001 CC 097
Reyum
P O. Box 2438
Phnom Penh, Cambodia
Toward the costs of research projects to investigate and record local knowledge on three topics Khmer ornament; tools and practices of the Cambodian countryside; and the development of a memory bank | 96,150.00 | 01/07/2002 & 01/07/2003 &
10/02/2003 |
| TOTAL: CREATIVITY & CULTURE | 246,150.00 | |

THE ROCKEFELLER FOUNDATION

Identification Number 13-1659629

Statement 12.A / Schedule 3

Page 4 of 11

2001 PAYMENTS

| | 2001
PAYMENTS
..... | Date of
Report Received
from Grantee (a)
..... |
|---|---------------------------|--|
| <u>FOOD SECURITY</u> | | |
| 2001 FS 036
Basis for Integrated Development Initiatives *
P. O. Box 2203
Machakos, Kenya
For use by its BIDII Seeds Limited to support the production, promotion,
and distribution of high quality, affordable seed to smallholder farmers in the
Makueni District of Kenya | 29,205.00 | 05/20/2002 & 11/27/2003 &
09/17/2004 |
| 2001 FS 003
International Centre for Genetic Engineering and Biotechnology
Aruna Asaf Ali Marg
New Delhi, India 110 067
For research on mapping and tagging of gall midge resistance genes in rice | 25,000.00 | 05/10/2002 & 02/03/2003 &
06/26/2003 & 02/13/2004 &
04/26/2004 |
| 2001 FS 160
International Centre for Genetic Engineering and Biotechnology
Aruna Asaf Ali Marg
New Delhi, India 110 067
To enable its New Delhi component to train and conduct collaborative
research with other Indian institutions on the use of marker assisted
selection in breeding for stress tolerance in rice | 52,783.33 | 05/10/2002 & 02/04/2003 &
06/26/2003 & 02/13/2004 |
| 2001 FS 037
Scientific & Industrial Research and Development Centre
P. O. Box 6640
Harare, Zimbabwe
For research aimed at achieving sustainable agricultural productivity
through genetic engineering and clonal propagation of maize | 110,000.00 | 07/09/2002 & 07/25/2002 &
12/04/2003 e |
| 2001 FS 112
Zimbabwe Institute of Permaculture
P.O. Box CY 301
Causeway
Harare, Zimbabwe
For use by its PELUM College Zimbabwe toward scholarships for its
two-year training program on agroecological land use management and
community development, and for participatory assessment of the College's
training strategy | 15,050.00 | 07/15/2002 & 07/31/2002 &
05/30/2004 |
| TOTAL: FOOD SECURITY | 232,038.33 | |

THE ROCKEFELLER FOUNDATION

Identification Number 13-1659629

Statement 12.A / Schedule 3
Page 5 of 11

2001 PAYMENTS

| | 2001
PAYMENTS
..... | Date of
Report Received
from Grantee (a)
..... |
|--|---------------------------|---|
| <u>GLOBAL ENVIRONMENT</u> | | |
| RF 97009 #9 | | |
| BAIF Development Research Foundation | 14,200.00 | 05/15/2003 & 06/05/2003 & |
| Dr. Manibhai Desai Nagar | | 03/05/2004 & 07/29/2004 & |
| National Highway No 4, Warje | | 09/20/2004 |
| Pune, India 411 029 | | |
| For the costs of a research project on production systems for Jatropha | | |
| curcas for use on small farms | | |
| TOTAL: GLOBAL ENVIRONMENT | -----
14,200.00 | |

THE ROCKEFELLER FOUNDATION

Identification Number 13-1659629

Statement 12.A / Schedule 3

Page 6 of 11

2001 PAYMENTS

| | 2001
PAYMENTS
..... | Date of
Report Received
from Grantee (a)
..... |
|---|---------------------------|---|
| <u>GLOBAL INCLUSION</u> | | |
| 2001 GI 078
Asociación para la Naturaleza y el Desarrollo Sostenible
Calle Ruinas 451
Casilla Postal 567
Cusco, Peru
To develop an integrated model for the protection of traditional knowledge
and cultural security and for the management of local innovations | 100,000.00 | 06/19/2003 f |
| 2000 GI 123
Habitat International Coalition
UN Liaison Office
8 rue Gustave Moynier
Geneva, Switzerland 1202
For the work of its project, the International NGO Committee on Human
Rights in Trade and Investment | 51,000.00 | 08/15/2003 g |
| 2001 GI 015
International Alert
1 Glyn Street
London, England SE 11 5HT
Toward the costs of participation by developing-country NGOs at the UN
2001 conference on the illicit trade of small arms and light weapons in all its
aspects | 30,000 00 | 11/08/2003 & 11/18/2003 |
| 2000 GI 126
The Cropper Foundation
c/o Fernandes Industrial Centre
Building No 7
Laventille
Laventille, Trinidad & Tobago
Toward the costs of an international conference to investigate public
policies in environment to promote greater equity | 60,000.00 | 03/31/2002 & 07/10/2002 &
11/14/2002 & 11/01/2003 &
11/27/2003 & 05/20/2004 &
08/20/2004 h |
| TOTAL: GLOBAL INCLUSION |
241,000.00 | |

THE ROCKEFELLER FOUNDATION

Identification Number 13-1659629

Statement 12.A / Schedule 3
Page 7 of 11

2001 PAYMENTS

| | 2001
PAYMENTS
----- | Date of
Report Received
from Grantee (a)
----- |
|---|---------------------------|---|
| <u>GLOBAL PROGRAMS</u> | | |
| GP 9938 | | |
| The Africa Net Trust * | 125,000.00 | i |
| B.P. 5720 | | |
| Dakar Fann, Senegal | | |
| Toward the development and launch of two television and radio programs:
Teenazine Africa (health, science, technology, geography, and economics for
young people) and Africa This Week (pan-African news and financial
analysis) | | |
| TOTAL: GLOBAL PROGRAMS | -----
125,000.00 | |

THE ROCKEFELLER FOUNDATION

Identification Number 13-1659629

Statement 12.A / Schedule 3

Page 8 of 11

2001 PAYMENTS

| | 2001
PAYMENTS
..... | Date of
Report Received
from Grantee (a)
..... |
|---|---------------------------|---|
| <u>HEALTH EQUITY</u> | | |
| 2001 HE 096
AIDS Network Development Foundation
145/1 Sripoom Rd.
Muang District
Chiang Mai, Thailand 50200
To develop, analyze and document appropriate interventions for addressing
HIV/AIDS vulnerability among minority, ethnic populations in six provinces
in the upper north of Thailand | 154,600.00 | 11/25/2002 & 08/01/2003 &
08/29/2003 & 06/04/2004 |
| 2001 HE 055
Fundación Mexicana Para La Salud *
Perférico Sur No. 4809
Col. El Arenal Tepepan
Deleg. Tlalpan
Mexico City, Mexico 14610
In support of a collaborative partnership to improve the links between
reproductive health and health sector reforms in Latin America and the
Caribbean | 200,000.00 | 02/01/2002 & 01/27/2003 &
02/10/2003 & 02/23/2004 &
03/15/2004 & 08/31/2004 |
| 2001 HE 026
Save the Children Fund
17 Grove Lane
London, England SE5 8RD
For creating and strengthening the psychological and social resources of
adolescents in Mali, in order to facilitate their acquisition and application of
sexual health information | 19,782.00 | 10/17/2002 & 07/08/2003 &
09/24/2003 & 05/19/2004 &
07/09/2004 j |
| TOTAL: HEALTH EQUITY |
374,382.00 | |

THE ROCKEFELLER FOUNDATION

Identification Number 13-1659629

Statement 12.A / Schedule 3

Page 9 of 11

2001 PAYMENTS

| | 2001
PAYMENTS
----- | Date of
Report Received
from Grantee (a)
----- |
|---|---------------------------|--|
| <u>POPULATION SCIENCES</u> | | |
| RF 97045 #91
Save the Children Fund
17 Grove Lane
London, England SE5 8RD
For creating and strengthening the psychological and social resources of
adolescents in urban Mali, in order to facilitate their acquisition and
application of sexual health information | 13,570.00 | 02/28/2003 & 02/28/2003 &
07/08/2003 & 09/24/2003 &
05/19/2004 k |
| TOTAL: POPULATION SCIENCES | -----
13,570.00 | |

THE ROCKEFELLER FOUNDATION

Identification Number 13-1659629

Statement 12.A / Schedule 3

Page 10 of 11

2001 PAYMENTS

| | 2001
PAYMENTS
..... | Date of
Report Received
from Grantee (a)
..... |
|---|---------------------------|--|
| <u>SPECIAL PROGRAMS</u> | | |
| 2001 SP 203
Chanties Aid Foundation
Kings Hill
West Malling, Kent, England ME19 4TA
For a project organized by its New Delhi office concerning new mechanisms
to encourage Indians living in the United States to assist chantable
organizations within India that work for social and economic development | 58,242.00 | 09/16/2002 & 09/25/2002 &
05/30/2003 & 06/03/2003 &
07/02/2004 |
| 2001 SP 202
Chrstian Commission for Development in Bangladesh
88, Senpara Parbatta
G.P.O. Box 367
Mirpur-10
Dhaka, Bangladesh 1216
Toward the cost of completing a study on development in Bangladesh | 15,000 00 | 04/06/2002 & 04/07/2002 &
10/28/2003 & 11/10/2003 |
| 2000 PC 017
Coalition on Violence Against Women - Kenya
Ngong Road, near Adams Arcade
P.O. Box 7631
Nairobi, Kenya
To decrease the incidence of domestic violence in Kenya by educating the
public about women's nghts under the law | 50,000.00 | 01/07/2002 & 05/13/2002 &
01/07/2003 & 05/18/2004 |

THE ROCKEFELLER FOUNDATION

Identification Number 13-1659629

Statement 12.A / Schedule 3
Page 11 of 11

2001 PAYMENTS

| | 2001
PAYMENTS
----- | Date of
Report Received
from Grantee (a)
----- |
|---|--------------------------------|---|
| <u>SPECIAL PROGRAMS</u> | | |
| 2000 PV 014 | | |
| The Asia Rice Foundation * | 250,000.00 | 10/17/2002 & 01/10/2003 &
02/27/2004 |
| 2090 Guinto cor. Kayumanqui Street | | |
| Collegeville Subdivision | | |
| Tuntungin | | |
| Los Banos, Philippines 10330 | | |
| In general support of its programs on rice that are essential for regional rice
food security and the well being of Asian rice farmers | | |
| TOTAL SPECIAL PROGRAMS | -----
373,242.00 | |
| Report Summary =====>> | -----
1,828,798.33
----- | |

NOTE: All the above payments were made during 2001. Budgetary material in support of the grant request was obtained from each of the grantees. Reports from grantees not due/or not fully accounted for above will be reflected in our 2003 990-PF Report. Future payments to grantees who are delinquent in providing a satisfactory accounting will be withheld.

(a) The accounting reports received were found to be in order and, unless otherwise noted, show that the funds were fully expended for the purpose of the grant. To the best of our knowledge, the grantee has not diverted any portion of the funds from the purpose of the grant.

- b Grantee has accounted for \$44,769.80 through 09/30/2003 and returned the unexpended balance of \$230.20. No further reporting is required
- c Grantee has accounted for \$31,505.31 through 8/31/04.
- d All funds have been fully accounted for. However, due to the grantee's failure to submit a final substantive report for the grant, which was due following the termination of the grant on 5/31/02, we will not allow future funding to this grantee
- e Grantee has accounted for \$107,666 through 6/30/03 and returned the unexpended balance of \$2,334. No further accounting is required.
- f All funds have been fully accounted for. However, due to the grantee's failure to submit a final substantive report for the grant, which was due following the termination of the grant on 5/31/02, we will not allow future funding to this grantee.
- g All funds have been fully accounted for. However, due to the grantee's failure to submit a final substantive report for the grant, which was due following the termination of the grant on 11/30/01, we will not allow future funding to this grantee
- h Grantee has accounted for \$59,584.00 through 06/30/2004 and has returned the unexpended balance of \$416.00 during 2004. Final substantive report remains outstanding, staff have followed up, most recently on 10/14/04
- i Due to the grantee's failure to submit financial and substantive reports for this grant, which were due shortly following the termination of the grant on 11/30/2001, we will not allow future funding to this grantee.
- j Grantee has accounted for \$8,316 and returned the unexpended balance of \$11,466. No further accounting is required
- k Grantee has reported \$0.00 expenditures through 07/31/2003 and has refunded this full amount during 2004.

THE ROCKEFELLER FOUNDATION

Identification Number 13-1659629

Statement 12.A / Schedule 4
Page 1 of 22

2002 PAYMENTS

| | 2002
PAYMENTS
..... | Date of
Report Received
from Grantee (a)
..... |
|--|---------------------------|---|
| <u>AFRICA REGIONAL PROGRAM</u> | | |
| 2001 AR 084
Centre for African Family Studies
P.O. Box 60054
Nairobi, Kenya
Toward the costs of: (1) developing a monograph to improve understanding of ongoing family transformations in East Africa and (2) creating a website on African family studies | 100,000.00 | 10/01/2002 & 02/06/2004 |
| 2001 AR 085
Institute of Policy Analysis and Research, Limited
2nd Floor, Norfolk Towers
Kijabe Street/Harry Thuku Road Junction
P.O. Box 45843
GPO 00100
Nairobi, Kenya
Toward the costs of a regional conference of a research network on African civil society, held in Nairobi, Kenya, November 2001 | 10,250.00 | 10/02/2003 & 02/19/2004 |
| 2001 AR 080
Kenya Community Development Foundation
P.O. Box 10501 - 00100
Nairobi, Kenya
For research on indigenous philanthropic initiatives in Kenya, with the goal of enhancing the awareness of, and participation of individuals and communities in, local philanthropy to address poverty | 87,127.00 | 10/04/2002 & 09/30/2003 b |
| 2002 AR 006
Southern African Development Community
Private Bag 0095
Gaborone, Botswana
For the costs of training staff of national statistical/census offices, universities and other institutions of higher learning in the countries of the Southern African Development Community on census and spatial data analysis | 82,735.00 | 05/28/2004 c |
| 2001 AR 090
The Inter-University Council for East Africa
P.O. Box 7110
Kampala, Uganda
Toward the cost of a study to test the feasibility of developing a leadership and management training program for university administrators in East Africa | 84,988.00 | 10/15/2002 & 03/03/2003 &
09/01/2003 & 03/03/2004 |
| TOTAL: AFRICA REGIONAL PROGRAM | 365,100.00 | |

THE ROCKEFELLER FOUNDATION

Identification Number 13-1659629

Statement 12.A / Schedule 4
Page 2 of 22

2002 PAYMENTS

| | 2002
PAYMENTS
..... | Date of
Report Received
from Grantee (a)
..... |
|--|---------------------------|---|
| <u>ASSETS & CAPACITIES</u> | | |
| 2002 AC 117
AfrAfya
AMREF KC) Building, Wilson Airport
P O. Box 27576
Nairobi, Kenya 00506
To support its efforts to explore new opportunities for harnessing
information and communication technology for community health for rural
and poor communities | 100,000.00 | 11/28/2003 |
| 2002 AC 105
Catholic Development Commission of Masvingo Diocese
P.O. Box 403
Masvingo, Zimbabwe
To test, in a field setting, communication processes aimed at building the
capacity of and empowering rural Zimbabwean youth to advocate on their
own behalf against risky behaviors which can lead to the transmission of
HIV | 22,400.00 | 12/18/2002 d |
| 2002 AC 615
Innovia Foundation
Cortenoeverseweg 111
Brummen, Netherlands 6971 JL
Toward the cost of travel for four individuals from developing countries to
participate in the conference, "Innovia. Patient Experience and the New
Technologies in Health Care," to be held at the Bellagio Study and
Conference Center, September 2002 | 5,550.00 | 09/10/2002 & 07/16/2003 |
| 2002 AC 203
National Summit on Africa *
1779 Massachusetts Avenue, NW
Washington, DC 20036
For general support | 100,000 00 | 04/08/2003 |
| 2002 AC 206
The Thomas J. Watson Foundation *
293 S. Main Street
Providence, Rhode Island 02903
Toward the costs of a meeting on improving nationally competitive
scholarship programs, held in Bellagio, Italy, November 2002 | 10,000.00 | 09/23/2003 & 03/12/2004 e |

THE ROCKEFELLER FOUNDATION

Identification Number 13-1659629

Statement 12.A / Schedule 4

Page 3 of 22

2002 PAYMENTS

| | 2002
PAYMENTS
..... | Date of
Report Received
from Grantee (a)
..... |
|---|---------------------------|---|
| <u>ASSETS & CAPACITIES</u> | | |
| 2002 AC 106
Umzingwane AIDS Network
457 Habane
P.O. Box 112
Esigodini, Zimbabwe
To test, in a field setting, communication processes aimed at building the capacity of and empowering rural Zimbabwean youth to advocate on their own behalf against risky behaviors which can lead to the transmission of HIV | 52,000.00 | 02/06/2003 & 03/22/2004 f |
| 2002 AC 107
Zimbabwe AIDS Prevention and Support Organisation
No 4 Aberdeen Road, Avondale
P.O. Box CY 1417 Causeway
Harare, Zimbabwe
To test, in a field setting, communication processes aimed at building the capacity of and empowering rural Zimbabwean youth to advocate on their own behalf against risky behaviors which can lead to the transmission of HIV | 28,603.00 | 02/06/2003 g |
| TOTAL: ASSETS & CAPACITIES |
318,553.00 | |

THE ROCKEFELLER FOUNDATION

Identification Number 13-1659629

Statement 12.A / Schedule 4
Page 4 of 22

2002 PAYMENTS

| | 2002
PAYMENTS
..... | Date of
Report Received
from Grantee (a)
: |
|---|---------------------------|---|
| <u>CREATIVITY & CULTURE</u> | | |
| 2001 CC 095
Asociación de Amigos del Museo de Arte Popular, A.C. *
Corregidores No. 823-2 Piso
Col. Lomas Virreyes
C.P. 11000
Mexico City, Mexico
Toward the costs of the exhibition, "Sala de Introducion" | 100,000.00 | 10/29/2003 h |
| 2001 CC 217
International African Institute
SOAS, Thornhaugh Street
Russell Square
London, England WC1H 0XG
Toward the costs of two meetings of the Bellagio Publishing Network | 50,000.00 | 09/16/2003 & 04/02/2004 |
| 2002 CC 085
International Arts Federation Services Pty Ltd
P.O. Box 788
Strawberry Hills, Australia NSW 2012
Toward the costs of information sharing and skills exchange programs that promote service to arts agencies serving artists and societies in South East Asia and the Pacific, Latin America, Central and Eastern Europe, and Africa | 100,000.00 | 07/18/2003 & 11/17/2003 |
| 2001 CC 178
International Association for Religious Freedom
2 Market Street
Oxford, England OX1 3EF
Toward the costs of a project to develop a "Voluntary Code of Conduct for Religious Communities" | 63,000.00 | 02/13/2003 & 02/26/2003 &
02/25/2004 i |
| 2002 CC 108
National Video Resources, Inc. *
73 Spring Street
Suite 403
New York, New York 10012
Toward the costs of The Program for Media Artists, a program that supports film, video and multimedia artists | 350,368.00 | 04/08/2003 & 05/14/2003 &
03/15/2004 & 06/09/2004 j |

THE ROCKEFELLER FOUNDATION

Identification Number 13-1659629

Statement 12.A / Schedule 4

Page 5 of 22

2002 PAYMENTS

| | 2002
PAYMENTS
..... | Date of
Report Received
from Grantee (a)
..... |
|---|---------------------------|---|
| <u>CREATIVITY & CULTURE</u> | | |
| 2002 CC 054
TheatreWorks (Singapore), Ltd
Fort Canning Centre
Cox Terrace
Fort Canning Park, Singapore 179618
Toward the costs of an intercultural initiative in Laos entitled "Culture & The Arts as Ambassador. The Continuum Asia Project," which includes workshops with and presentations by masters of Southeast Asian performance traditions, exhibitions created and presented by local youth, and performance pieces created as a collaboration between contemporary Asian artists and the local population | 100,000.00 | 10/11/2003 k |
| 2002 CC 181
UNESCO Institute for Statistics
P.O. Box 6128
Succursale Centre-Ville
Montreal, Quebec
Canada H3C 3J7
Toward the costs of "Statistics in the Wake of Challenges Posed by Cultural Diversity in a Globalization Context," a symposium that will address the emerging needs regarding cultural indicators and propose new frameworks for the standardization of culture statistics | 55,000.00 | 02/26/2004 |
| 2002 CC 074
Unión de Museos Comunitarios de Oaxaca A.C.
Centro INAH Oaxaca
Pino Suárez 715
Oaxaca, Oax , Mexico C.P. 68000
Toward the costs of a series of training workshops for indigenous communities to establish their own community museums | 75,000 00 | 06/17/2003 & 06/30/2004 l |
| TOTAL: CREATIVITY & CULTURE |
893,368.00 | |

THE ROCKEFELLER FOUNDATION

Identification Number 13-1659629

Statement 12.A / Schedule 4
Page 6 of 22

2002 PAYMENTS

| | 2002
PAYMENTS
..... | Date of
Report Received
from Grantee (a)
..... |
|--|---------------------------|---|
| <u>FOOD SECURITY</u> | | |
| 2002 FS 175
African Crop Science Society
c/o Private Bag X 82076
Rustenburg, South Africa 0300
Toward the costs of organizing and convening the 6th African Crop Science Society Conference, to be held in Nairobi, Kenya, October 2003 | 37,026.00 | 02/12/2004 m |
| 2002 FS 178
Agricultural Research Council
1134 Park Street, Hatfield
P.O. Box 8783
Pretoria, South Africa 0001
For use by its Institute for Industrial Crops to enable African scientists to participate in the third World Cotton Research Conference, to be held in Cape Town, South Africa, March 2003 | 8,000.00 | 03/05/2004 & 03/17/2004 |
| 2001 FS 036
Basis for Integrated Development Initiatives *
P. O. Box 2203
Machakos, Kenya
For use by its BIDII Seeds Limited to support the production, promotion, and distribution of high quality, affordable seed to smallholder farmers in the Makueni District of Kenya | 10,231.00 | 11/27/2003 & 09/17/2004 |
| 2002 FS 113
Center for the Application of Molecular Biology to International Agriculture *
Clunies Ross Street at Dickson Rd
Black Mountain, Australia 2601
Toward the costs of developing new technologies for the production of transgenic crops and licensing strategies to ensure that these technologies are available for use by researchers working on crops that are important in developing countries | 445,000.00 | 03/03/2003 & 04/14/2004 &
05/13/2004 & 07/07/2004 n |
| 2002 FS 139
Environmental Action Team *
P.O. Box 2605
Kitale, Kenya
Toward the costs of improving smallholder food production in western Kenya through adaptive research and extension of integrated nutrient management methods | 140,175.00 | 09/10/2003 & 07/26/2004 &
10/20/2004 o |

THE ROCKEFELLER FOUNDATION

Identification Number 13-1659629

Statement 12.A / Schedule 4

Page 7 of 22

2002 PAYMENTS

| | 2002
PAYMENTS
..... | Date of
Report Received
from Grantee (a)
..... |
|--|---------------------------|---|
| FOOD SECURITY | | |
| 2000 FS 161
Infanta Integrated Community Development Assistance, Inc.
Bahay-Ugnayan
Mabini St.
Infanta
Quezon, Philippines 4336
To strengthen and document its more than twenty-years of
community-based field work and to explore participatory approaches for
agricultural innovation and diffusion | 15,000.00 | 04/15/2002 & 03/19/2004 |
| 2001 FS 160
International Centre for Genetic Engineering and Biotechnology
Aruna Asaf Ali Marg
New Delhi, India 110 067
To enable its New Delhi component to train and conduct collaborative
research with other Indian institutions on the use of marker assisted
selection in breeding for stress tolerance in rice | 3,000.00 | 02/13/2004 & 05/27/2004 |
| 2002 FS 137
Kenya Agricultural Commodity Exchange Ltd.
2nd Floor, Brick Court Building
Mpaka Road, Westlands
P.O. Box 59142
Nairobi, Kenya 00200
For the development of market information and commodity exchange
systems aimed at raising the incomes of poor farmers in western Kenya by
linking them to input and output markets | 191,675 00 | 09/23/2003 p |
| 2002 FS 116
Red de Estudios para el Desarrollo Rural, A.C. *
Km 65 carretera
A.P. 592
C.P. 6800
Oaxaca de Juárez
Oaxaca, Mexico
For a pilot project to develop and demonstrate methods for strengthening
community organization and local capacity for innovation among
resource-poor farmers in communities in Oaxaca, Mexico, with high
migration rates to the United States | 26,399.24 | 05/09/2003 q |
| 2001 FS 037
Scientific & Industrial Research and Development Centre
P. O Box 6640
Harare, Zimbabwe
For research aimed at achieving sustainable agricultural productivity
through genetic engineering and clonal propagation of maize | 60,000 00 | 07/30/2003 & 07/26/2004 r |

THE ROCKEFELLER FOUNDATION

Identification Number 13-1659629

Statement 12.A / Schedule 4
Page 8 of 22

2002 PAYMENTS

| | 2002
PAYMENTS
..... | Date of
Report Received
from Grantee (a)
..... |
|---|---------------------------|--|
| FOOD SECURITY | | |
| 2000 FS 147
Vicente Guerrero Rural Development Project
Tlaxcala, Mexico
To strengthen and document the more than twenty years of its facilitation of
farmer-led agricultural technology dissemination in Mexico | 27,000 00 | 03/17/2003 & 04/08/2003 |
| 2002 FS 015
Zambia Seed Company Limited
Buyantanshi Road
P.O. Box 35441
10500
Lusaka, Zambia
For the acquisition of an agricultural statistical software database for use in
the analysis of data collected under a maize breeding project | 2,745.00 | 12/10/2002 |
| 2000 FS 130
Zimbabwe Institute of Permaculture
P.O. Box CY 301
Causeway
Harare, Zimbabwe
For use by the Schools and Colleges Permaculture Programme to promote
changes in the curricula of primary, secondary, and tertiary education to
incorporate sustainable agricultural principles and income-generating
activities to improve the food security of smallholder farmers in Zimbabwe | 74,100.00 | 11/01/2002 & 07/01/2003 &
10/27/2003 & 03/16/2004 &
04/11/2004 |
| 2001 FS 112
Zimbabwe Institute of Permaculture
P.O. Box CY 301
Causeway
Harare, Zimbabwe
For use by its PELUM College Zimbabwe toward scholarships for its
two-year training program on agroecological land use management and
community development, and for participatory assessment of the College's
training strategy | 17,050 00 | 07/31/2003 & 05/30/2004 s |
| TOTAL: FOOD SECURITY | 1,057,401.24 | |

THE ROCKEFELLER FOUNDATION

Identification Number 13-1659629

Statement 12.A / Schedule 4
Page 9 of 22

2002 PAYMENTS

| | 2002
PAYMENTS
..... | Date of
Report Received
from Grantee (a)
..... |
|---|---------------------------|---|
| <u>GLOBAL ENVIRONMENT</u> | | |
| RF 98051 | | |
| Energy Foundation * | 1,500,000.00 | 03/25/2003 |
| Building 1012, 2nd floor | | |
| P.O. Box 29905 | | |
| San Francisco, California 94129-0905 | | |
| To continue support for its work on U.S. energy efficiency and renewable energy sources | | |
| TOTAL: GLOBAL ENVIRONMENT |
1,500,000.00 | |

THE ROCKEFELLER FOUNDATION

Identification Number 13-1659629

Statement 12.A / Schedule 4
Page 10 of 22

2002 PAYMENTS

| | 2002
PAYMENTS
..... | Date of
Report Received
from Grantee (a)
..... |
|--|---------------------------|---|
| <u>GLOBAL INCLUSION</u> | | |
| 2001 GI 046
AfricaBio
P O Box 873
Irene, South Africa
For a project to advance an understanding of and dialogue about plant biotechnology through capacity building in southern African countries | 287,200.00 | 01/13/2003 & 04/09/2003 &
09/01/2003 & 04/02/2004 |
| 2001 GI 085
Cambodian Labor Organization
6A + 6BEo St. 476 Sangkat Toul Tom Pong I
Khan Chamcar mon
Phnom Penh, Cambodia
Toward the costs of a coalition of Cambodian nongovernmental organizations - the Cambodian Independent Monitoring Group - that is launching a project to monitor working conditions, especially of women, in Cambodian garment factories | 85,000.00 | 05/16/2003 & 06/30/2003 &
12/23/2003 |
| 2002 GI 009
Center for the Application of Molecular Biology to International Agriculture *
Clunies Ross Street at Dickson Rd
Black Mountain, Australia 2601
Toward the costs of the CAMBIA Intellectual Property Resource, a web-based provider of patent information related to the agricultural and health sciences designed: (1) to increase the capacity of public-sector and small-to-medium size private-sector organizations to develop strategies that address intellectual property issues relevant to biotechnology in international agricultural and health research, (2) to foster fair and equitable licensing arrangements for intellectual property and (3) to assist in bringing the benefits of these arrangements to resource-poor communities | 450,000.00 | 03/03/2003 & 06/10/2003 &
03/29/2004 & 04/14/2004 |
| 2000 GI 075
Centre for Science and Environment
41, Tughlakabad Institutional Area
New Delhi, India 110 062
Toward the costs of a study on the practice of community-based water management on degraded lands | 20,000 00 | 03/22/2004 t |
| 2001 GI 032
Consumers International
24 Highbury Crescent
London, England N5 1RX
Toward the costs of consumer participation, particularly from Africa, in discussions related to genetically modified organisms | 44,880 00 | 02/13/2003 & 03/16/2004 &
03/24/2004 |

THE ROCKEFELLER FOUNDATION

Identification Number 13-1659629

Statement 12.A / Schedule 4

Page 11 of 22

2002 PAYMENTS

| | 2002
PAYMENTS
..... | Date of
Report Received
from Grantee (a)
..... |
|---|---------------------------|---|
| <u>GLOBAL INCLUSION</u> | | |
| 2002 GI 011
International South Group Network
25-C Matiyaga Street
Central District
Quezon City, Philippines
Toward the costs of its Southern and Eastern Africa Trade Information and
Negotiations Initiative, for projects to strengthen the ability of African
officials to negotiate on trade and development issues, and to develop
research and teaching capacity in trade policy in African institutions | 75,000.00 | 09/12/2003 & 01/06/2004 |
| 2001 GI 098
openDemocracy Ltd.
23-25 Gt. Sutton Street
2nd Floor
London, England EC1V 0DN
Toward the costs of a web-based network for debate on global issues | 200,000 00 | 03/05/2004 |
| 2001 GI 115
Third World Network
9 Ollenu Street, East Legon
P.O. Box 19452
Accra-North, Ghana
To strengthen and extend the capacity of its Africa Trade Network for
advocacy on trade and development issues in Africa | 75,000.00 | 03/24/2004 & 05/20/2004 |
| 2002 GI 025
United Nations Association of Great Britain and Northern Ireland
3 Whitehall Court
London, England SW1A 2EL
To enable developing-country representatives to participate in an
implementation conference preceding the World Summit on Sustainable
Development, to be held in Johannesburg, South Africa, August 2002 | 100,000.00 | 06/24/2003 |
| TOTAL GLOBAL INCLUSION |
1,337,080.00 | |

THE ROCKEFELLER FOUNDATION

Identification Number 13-1659629

Statement 12.A / Schedule 4
Page 12 of 22

2002 PAYMENTS

| | 2002
PAYMENTS
..... | Date of
Report Received
from Grantee (a)
..... |
|--|---------------------------|---|
| <u>HEALTH EQUITY</u> | | |
| 2000 HE 035
Action on Smoking and Health Foundation
36/6 Soi Pradipat 10
Pradipat Road, Samsen Nai
Phayathai
Bangkok, Thailand 10400
For activities related to the development of the Southeast Asian Tobacco
Control Alliance, a collaborative regional tobacco control network | 54,855.00 | 03/19/2004 |
| 2001 HE 038
Centre for Health, Science and Social Research
P.O. Box 320168
Woodlands
Lusaka, Zambia
To develop an equity gauge to document the health disparities in Zambia,
as part of the Equity Gauge Initiative | 135,040 00 | 12/20/2002 & 01/09/2003 &
08/31/2003 & 10/25/2003 &
12/24/2003 & 01/12/2004 |
| 2002 HE 030
Consultation of Investment in Health Promotion
108 A12 Alley 4/15 Phuong Mai Street
Hanoi, Vietnam
To study the links between gender, sexuality and reproductive health in
northern Vietnam | 29,165.00 | 01/22/2003 & 06/06/2003 &
01/05/2004 |
| 2002 HE 097
Family Medicine Research Group, Inc.
Room 213, Emergency Room Complex
Department of Family and Community Medicine
Philippine General Hospital
Taft Avenue
Manila, Philippines
To conduct a comparative study of patients' and family physicians'
perceptions of what constitutes good sexual and reproductive health care
for women in Cambodia, the Philippines and Vietnam, and to develop
related indicators for equity, access and quality | 100,000 00 | 02/28/2004 |
| 2002 HE 047
IbnSina
H #81, Street 6
G-2, Phase II
Hayatabad
Peshawar, Pakistan
Toward the costs of a training program in public health to increase the
number of female health care workers in Afghanistan, especially in rural
communities | 15,000 00 | 10/12/2003 & 10/17/2003 &
12/17/2003 |

THE ROCKEFELLER FOUNDATION

Identification Number 13-1659629

Statement 12.A / Schedule 4

Page 13 of 22

2002 PAYMENTS

| | 2002
PAYMENTS
..... | Date of
Report Received
from Grantee (a)
..... |
|---|---------------------------|---|
| <u>HEALTH EQUITY</u> | | |
| 2000 HE 042
INCLEN Trust International, Inc. *
Section E, 5/F Ramon Magsaysay Center
1680 Roxas Boulevard
Malate Manila, Philippines 1004
For general support | 700,000.00 | 07/25/2003 & 07/29/2004 u |
| 2001 HE 091
Population and Community Development Association *
6 Sukhumvit 12
Bangkok, Thailand 10110
For research to identify community-development approaches to improve the
health of marginalized ethnic communities in Kanchanaburi, Thailand, and
Nghe An, Vietnam | 26,920.00 | 05/29/2003 & 09/18/2003 &
10/31/2003 |
| 2002 HE 001
Women's Media Centre of Cambodia
#30, Street 484
Phsardeumthkov
Chamcarmon
Phnom Penh, Cambodia
For use by its Media Campaign Department for a public education effort on
the harm associated with tobacco use, particularly among Khmer women,
children and families | 49,315.00 | 01/27/2003 & 02/25/2004 &
02/27/2004 |
| TOTAL HEALTH EQUITY |
1,110,295.00 | |

THE ROCKEFELLER FOUNDATION

Identification Number 13-1659629

Statement 12.A / Schedule 4
Page 14 of 22

2002 PAYMENTS

| | 2002
PAYMENTS
..... | Date of
Report Received
from Grantee (a)
..... |
|---|---------------------------|---|
| <u>HEALTH SCIENCES</u> | | |
| RF 99052 #9
Africa Midwives Research Network
P.O. Box 65004
Dar es Salaam, Tanzania
As an International Health Research Award for support of a collaborative partnership to strengthen research skills and opportunities among midwives in Africa | 59,200.00 | 07/26/2003 & 09/29/2004 |
| RF 99052 #3
Institute of Policy Studies of Sri Lanka
99 St. Michael's Road
Colombo, Sri Lanka 3
As an International Health Research Award to support a collaborative partnership to strengthen health systems reform in the Asia-Pacific region within the National Health Accounts framework | 32,426 00 | 05/11/2004 & 06/27/2004 v |
| RF 99052 #4
Nepal Health Research Council
P O. Box 7626
Kathmandu, Nepal
As an International Health Research Award for a collaborative partnership in support of activities to strengthen the health research network in Nepal | 130,400.00 | 09/26/2002 & 09/27/2002 &
07/27/2003 & 07/31/2003 &
09/29/2003 & 01/06/2004 |
| TOTAL. HEALTH SCIENCES | -----
222,026.00 | |

THE ROCKEFELLER FOUNDATION

Identification Number 13-1659629

Statement 12.A / Schedule 4
Page 15 of 22

2002 PAYMENTS

| 2002
PAYMENTS
..... | Date of
Report Received
from Grantee (a)
..... |
|---------------------------|---|
|---------------------------|---|

OTHER REGIONAL ACTIVITIES

2001 OR 020

Medical Women's International Association

Wilhelm-Brand-Str. 3

Dortmund, Germany 44141

5,000 00

12/26/2001 & 06/29/2002

Toward the cost of a conference facilitator and travel for eight participants from developing countries to attend the conference, "Training Manual for Gender Mainstreaming in Health," held at the Bellagio Study and Conference Center, December 2001

TOTAL: OTHER REGIONAL ACTIVITIES

5,000.00

THE ROCKEFELLER FOUNDATION

Identification Number 13-1659629

Statement 12.A / Schedule 4

Page 16 of 22

2002 PAYMENTS

| | 2002
PAYMENTS
----- | Date of
Report Received
from Grantee (a)
----- |
|---|---------------------------|--|
| <u>POPULATION SCIENCES</u> | | |
| RF 97045 #85
Anusandhan Trust
Centre for Enquiry into Health and Allied Themes (CEHAT)
Sai Ashray, Aram Society Road
Vakola, Santacruz (East)
Mumbai, India 400 059
To support India's National Abortion Assessment Study | 125,000 00 | 04/11/2003 & 04/19/2004 w |
| RF 96048 #62
Ashish Gram Rachna Trust
District Aurangabad 431 121
Pachod, Maharashtra, India
For use by its Institute of Health Management Pachod, to develop, monitor, and evaluate a model reproductive and child health programme through a target free approach, in a slum setting in Pune city | 14,650.00 | 08/11/2003 & 09/01/2003 &
06/27/2004 x |
| RF 99009 #210
Australian Reproductive Health Alliance *
Canberra, Australia
To continue to inform Australian policymakers and the public about international reproductive health, population, and development issues | 100,000.00 | 11/28/2003 |
| RF 97045 #87
Reproductive Health Matters
444 Highgate Studios
53/79 Highgate Road
London, England NW5 1TL
Toward the costs of publishing and distributing free of charge its journal and other printed materials in sub-Saharan Africa and South Asia | 10,000.00 | 07/01/2003 |
| RF 97045 #91
Save the Children Fund
17 Grove Lane
London, England SE5 8RD
For creating and strengthening the psychological and social resources of adolescents in urban Mali, in order to facilitate their acquisition and application of sexual health information | 31,500.00 | 02/28/2003 & 02/28/2003 &
07/08/2003 & 09/24/2003 &
05/19/2004 y |
| TOTAL: POPULATION SCIENCES | -----
281,150 00 | |

THE ROCKEFELLER FOUNDATION

Identification Number 13-1659629

Statement 12.A / Schedule 4
Page 17 of 22

2002 PAYMENTS

| | 2002
PAYMENTS
..... | Date of
Report Received
from Grantee (a)
..... |
|---|---------------------------|---|
| <u>REGIONAL ACTIVITIES</u> | | |
| 2000 RN 005 | | |
| Association of African Universities | 217,677.00 | 12/29/2001 & 08/11/2002 & |
| African Universities House | | 10/23/2002 & 12/29/2002 & |
| Aviation Road Extension, Airport Residential Area | | 11/05/2003 |
| P.O. Box 5744 | | |
| Accra-North, Ghana | | |
| Toward the costs of a project to develop a database of African theses and dissertations | | |
| TOTAL: REGIONAL ACTIVITIES |
217,677.00 | |

THE ROCKEFELLER FOUNDATION

Identification Number 13-1659629

Statement 12.A / Schedule 4
Page 18 of 22

2002 PAYMENTS

| | 2002
PAYMENTS
..... | Date of
Report Received
from Grantee (a)
..... |
|---|---------------------------|---|
| <u>SOUTHEAST ASIA REGIONAL PROGRAM</u> | | |
| 2002 SE 012
China Council for International Cooperation on Environment and Development
c/o Simon Fraser University
515 West Hastings Street
Vancouver, Canada V6B 5fK3
To support a series of study visits by selected mid-career Myanmar experts to China to participate in the meetings of the China Council Task Forces focusing on environment, biodiversity and development | 22,400.00 | 10/16/2003 & 10/20/2003 & 03/26/2004 z |
| 2002 SE 018
Komol Keemthong Foundation
8/23 Soi Banchangloh Prannok Road
Bangkoknoi
Bangkok, Thailand 10700
For use by its Mirror Art Group to create a Hilltribe Virtual Museum on the internet to educate the public in Thailand and beyond about the rapidly vanishing languages and cultures of tribal people living in Northern Thailand | 50,000.00 | 11/15/2003 aa |
| 2002 SE 014
Probe Media Foundation, Inc. *
13 Matipid Street
Sikatuna Village
Diliman, 1101
Quezon City, Philippines
To continue support for the "Imaging the Mekong" media fellowship program on cross-border and cross-cultural issues in the Greater Mekong Sub-region | 130,217.12 | 12/10/2003 bb |
| 2002 SE 013
SEASREP Council, Inc. *
20F Escaler Street
Loyola Heights
Quezon City, Philippines 1108
To support an examination of the "Mekong region" as a socio-cultural construct by reviewing relevant literature and the production of an anthology of original writings from a multi-disciplinary perspective | 55,568.00 | 10/30/2003 cc |
| 2002 SE 008
SIS Forum (Malaysia) Berhad *
JKR No 851
Jalan Dewan Bahasa
Kuala Lumpur, Malaysia 50460
To support a two-stage meeting for Muslim women intellectuals and activists from Southeast Asia to share experiences among themselves and with Muslim women in West Asia and the Middle East on the challenges they face as a result of rising fundamentalism | 78,300.00 | 12/12/2003 dd |

TOTAL: SOUTHEAST ASIA REGIONAL PROGRAM

336,485.12

THE ROCKEFELLER FOUNDATION

Identification Number 13-1659629

Statement 12.A / Schedule 4
Page 19 of 22

2002 PAYMENTS

| | 2002
PAYMENTS
..... | Date of
Report Received
from Grantee (a)
..... |
|---|---------------------------|---|
| <u>SPECIAL PROGRAMS</u> | | |
| 2000 PV 014 | | |
| The Asia Rice Foundation * | 66,600.00 | 02/27/2004 |
| 2090 Guinto cor. Kayumanqui Street | | |
| Collegeville Subdivision | | |
| Tuntungin | | |
| Los Banos, Philippines 10330 | | |
| In general support of its programs on rice that are essential for regional rice
food security and the well being of Asian rice farmers | | |
| TOTAL: SPECIAL PROGRAMS |
66,600.00 | |

THE ROCKEFELLER FOUNDATION

Identification Number 13-1659629

Statement 12.A / Schedule 4
Page 20 of 22

2002 PAYMENTS

| | 2002
PAYMENTS
..... | Date of
Report Received
from Grantee (a)
..... |
|--|---------------------------|---|
| <u>WORKING COMMUNITIES</u> | | |
| 2002 WC 096
Basic Income European Network
4 Route des Morillons
1211
Geneva, Switzerland 22
Toward the costs of its annual international conference, which this year is
focusing on "Income Security as a Right" | 30,000.00 | 05/19/2003 ee |
| 2002 WC 116
CEOs for Cities
One Post Office Square
Suite 1600
Boston, Massachusetts 02109
Toward the costs of its New Dynamics Project, which aims to keep cities
economically competitive and elevate urban issues in national policy
debates | 250,000.00 | 05/21/2003 & 09/22/2003 |
| 2002 WC 004
Louis Harris
1500 Atlantic Boulevard
Suite 401
Key West, Florida 33040
In support of a study on the impact of state-level school finance systems on
education for the least-advantaged students in California, New York and
Wisconsin | 280,000.00 | 09/30/2003 & 05/17/2004 |

THE ROCKEFELLER FOUNDATION

Identification Number 13-1659629

Statement 12.A / Schedule 4

Page 21 of 22

2002 PAYMENTS

| | 2002
PAYMENTS
..... | Date of
Report Received
from Grantee (a)
..... |
|---|---------------------------|---|
| WORKING COMMUNITIES | | |
| 2002 WC 064 | | |
| Workforce Investment Company, Inc. | 100,000.00 | 04/16/2003 |
| 100 Fifth Avenue, 9th Floor | | |
| New York City, New York 10011 | | |
| Toward the costs of identifying client organizations and providing program services that support low-income jobseekers to gain employment | | |
| TOTAL: WORKING COMMUNITIES | 660,000.00 | |
| Report Summary =====>> | 8,370,735.36 | |

NOTE: All the above payments were made during 2002. Budgetary material in support of the grant request was obtained from each of the grantees. Reports from grantees not due/or not fully accounted for above will be reflected in our 2003 990-PF Report. Future payments to grantees who are delinquent in providing a satisfactory accounting will be withheld.

(a) The accounting reports received were found to be in order and, unless otherwise noted, show that the funds were fully expended for the purpose of the grant. To the best of our knowledge, the grantee has not diverted any portion of the funds from the purpose of the grant.

- b Grantee has accounted for \$60,361.59 through 04/30/2003 and had refunded the balance of \$26,765.41 during 2004. No further accounting is required.
- c Grantee has accounted for \$44,465 through 03/31/2004
- d Grantee has submitted a final accounting which is currently under review.
- e Grantee has accounted for \$9,935.25 through 12/31/2003 and has refunded the unexpended balance of \$60.75 during 2004. No further accounting is required.
- f Grantee has accounted for \$22,040.54 through 12/31/2002. Staff are reviewing more recent reports and considering a request from the grantee for an extension of time to expend the grant funds.
- g Grantee has accounted for \$26,278.05 through 12/31/2002. Final financial and substantive reports remain outstanding. Staff have followed up on several occasions, most recently on 10/14/04.
- h Grantee has accounted for \$25,200.00 through 10/31/2003.
- i Grantee has accounted for \$62,082.12 through 11/30/2003
- j All funds have been fully accounted for; however, grantee has not yet submitted a final narrative report. Staff have followed up on 10/14/04.
- k Grantee has accounted for \$73,849.81 through 07/31/2003. Staff have followed up with the grantee for further reports on several occasions, most recently on 10/14/04.
- l Grantee has accounted for \$51,461.33 through 06/30/2004.
- m Grantee has accounted for \$35,271.00 through 12/31/2003
- n All funds have been fully accounted for; however, grantee has not yet submitted a final narrative report. Staff have followed up on 10/14/04.
- o Grantee has accounted for \$120,919.70 through 07/31/2003.
- p Grantee has accounted for \$166,656.63 through 08/31/2003.

THE ROCKEFELLER FOUNDATION

Identification Number 13-1659629

Statement 12.A / Schedule 4

Page 22 of 22

2002 PAYMENTS

q \$980.45 of this amount was paid as reimbursement of grantee expenses to third party vendors; grantee accounted for the balance of \$25,418.79.

r Grantee has returned the entire \$60,000. No further accounting is required.

s All funds have been fully accounted for; however, grantee has not yet submitted a final narrative report. Staff have followed up on several occasions, most recently on 10/14/04.

t Grantee has reported \$0.00 expenditures through 10/31/2002 against this payment.

u Grantee has submitted accountings through 06/30/2004 reporting \$0.00 expenditures against these funds

v Grantee has accounted for \$22,434.00 through 12/31/2003.

w Grantee has accounted for approximately \$21,579.82 through 03/31/2004.

x Grantee has accounted for approximately \$13,820.58 through 03/31/2004.

y Grantee has reported \$0.00 expenditures through 07/31/2003 and has refunded this full amount during 2004.

z Grantee has accounted for \$8,299.18 through 03/31/2004. Subsequent financial and substantive reports, received 9/20/04, are currently undergoing review by staff.

aa Grantee has accounted for \$35,784.92 through 10/31/2003.

bb Grantee has accounted for \$101,184.81 through 11/30/2003.

cc Grantee has accounted for \$28,620.43 through 09/30/2003

dd Grantee has accounted for \$47,364.50 through 12/31/2003.

ee Grantee has accounted for approximately \$29,669.00 through 11/30/2002. A refund from the grantee in the amount of \$331.00 is being requested.

THE ROCKEFELLER FOUNDATION

Identification Number 13-1659629

Statement 12.A / Schedule 5

Page 1 of 32

2003 PAYMENTS

| | 2003
PAYMENTS
..... | Date of
Report Received
from Grantee (a)
..... |
|---|---------------------------|---|
| <u>AFRICA REGIONAL PROGRAM</u> | | |
| 2002 AR 055
African AIDS Research Network
Boulevard du Sud Point E
et Impasse Rue 4
BP 7318
Dakar, Senegal
Toward the costs of a training workshop for national AIDS networks on
capacity building and fundraising strategies, to be held in Dakar, Senegal,
December 2002 | 35,642.00 | 03/11/2004 b |
| 2001 AR 048
African Technology Policy Studies Network *
P O Box 10081-00100
Nairobi, Kenya
For general support | 75,000.00 | 08/27/2003 c |
| 2002 AR 062
BOOST Fellowship Foundation
c/o AES Corporation
1001 North 19th Street
Arlington, Virginia 22209
In support of a program to develop and nurture Zimbabwean university
students' entrepreneurship and commitment to social development in poor
urban and rural communities through partnerships with universities, the
private/corporate sector and communities in southern Africa | 100,000.00 | 12/19/2003 |
| 2003 AR 044
Economic Policy Research Centre
Plot 51 Pool Road, Makerere University
P.O. Box 7841
Kampala, Uganda
Toward the costs of meetings, to be conducted in collaboration with the
Ministry of Local Government, to assess the roll-out of the local government
information communication system in Uganda | 35,700.00 | 05/13/2004 & 06/15/2004 |
| 2001 AR 088
Federation of Women Lawyers - Kenya
P.O Box 46324
Mucai Drive, off Ngong Road
Nairobi, Kenya
To strengthen the capacity for women's rights monitoring in Kenya and to
enhance awareness among Kenyan women of their legal rights | 29,117.00 | 09/16/2003 & 02/22/2004 &
03/04/2004 |

THE ROCKEFELLER FOUNDATION

Identification Number 13-1659629

Statement 12.A / Schedule 5

Page 2 of 32

2003 PAYMENTS

| | 2003
PAYMENTS
..... | Date of
Report Received
from Grantee (a)
..... |
|---|---------------------------|---|
| <u>AFRICA REGIONAL PROGRAM</u> | | |
| 2002 AR 054
Forum for African Women Educationalists, Kenya Chapter
P.O. Box 52597, 00200 City Square
Nairobi, Kenya
Toward the costs of its project to create awareness among stakeholders about the impact of sexual maturation on school attendance and performance in the Nairobi and Bondo districts of Kenya | 35,468.00 | 11/06/2003 & 12/17/2003 |
| 2002 AR 045
Kenya Leadership Institute *
P.O. Box 2671-00200 City Square
Nairobi, Kenya
For general support | 150,000.00 | 11/20/2003 d |
| 2003 AR 018
National Book Development Council of Kenya
Pittaway Flats, Suite No.3
Ralph Bunche Rd (Off Ngong Rd.)
P.O. Box 10904, 00100
Nairobi, Kenya
Toward the costs of its project to enhance literacy skills among school children in Kenya | 50,000.00 | |
| 2003 AR 013
National Book Trust of Uganda
P.O. Box 25412
Kampala, Uganda
To enable the participation of 50 Ugandan teachers in the Third Pan-African Conference on Reading for All and in a pre-conference workshop, and toward the general costs of the Conference, to be held in Kampala, Uganda, August 2003 | 25,797.00 | 04/07/2004 & 05/14/2004 e |
| 2002 AR 053
The Africa Centre Limited
38 King Street
Covent Garden
London, England WC2E 8JT
To further the development of a comprehensive digital database of information on contemporary Africa and to strengthen its radio program on African affairs that promotes scholarly debates on the developmental challenges facing the African continent | 150,000 00 | 03/24/2004 f |

THE ROCKEFELLER FOUNDATION

Identification Number 13-1659629

Statement 12.A / Schedule 5

Page 3 of 32

2003 PAYMENTS

| | 2003
PAYMENTS
..... | Date of
Report Received
from Grantee (a)
..... |
|--|---------------------------|---|
| <u>AFRICA REGIONAL PROGRAM</u> | | |
| 2002 AR 046
The AIDS Support Organisation (Uganda) Ltd.
P.O. Box 10443
Kampala, Uganda
Toward the costs of increasing the capacity of its drama group members to provide AIDS education to Ugandans and of carrying out a study on the impact of the organization's services on communities | 149,930.00 | 03/19/2004 g |
| 2003 AR 040
The AIDS Support Organisation (Uganda) Ltd.
P.O. Box 10443
Kampala, Uganda
Toward the costs of developing a database on country-wide care and support services for people living with AIDS and of increasing the capacity of its drama group members to provide AIDS education to Ugandans | 134,480 00 | |
| 2003 AR 023
Tropical Institute of Community Health and Development in Africa
P.O. Box 2224
Kisumu, Kenya
Toward the costs of a research project to identify, assess and develop an improved and sustainable community-based health management information system in Kenya | 79,332.00 | |
| 2002 AR 042
Union for African Population Studies
B.P. 21 007 Dakar-Ponty
Dakar, Senegal
Toward the costs of the Fourth African Population Conference, which will bring together decision makers, researchers, political leaders and development partners to discuss the realities, challenges and stakes inherent in population problems in Africa, to be held in Côte d'Ivoire, December 2003 | 122,000.00 | 10/21/2003 & 10/30/2003 &
05/26/2004 h |
| TOTAL: AFRICA REGIONAL PROGRAM | 1,172,466.00 | |

THE ROCKEFELLER FOUNDATION

Identification Number 13-1659629

Statement 12.A / Schedule 5
Page 4 of 32

2003 PAYMENTS

| | 2003
PAYMENTS
..... | Date of
Report Received
from Grantee (a)
..... |
|---|---------------------------|---|
| <u>ARTS AND HUMANITIES</u> | | |
| RF 99043 #24
Mediation Northern Ireland
10 Upper Crescent
Belfast, Northern Ireland BT7 1NT
Toward the ongoing costs of the Churches Programme | 19,096.00 | I |
| RF 99044 #620
SUR Casa de Estudios del Socialismo
Lima, Peru 11
Toward the costs of a program of Rockefeller Foundation Resident
Fellowships in the Humanities entitled, "Violence, Democracy, and
Authoritarianism in Contemporary Peruvian Culture and Politics" | 140,000.00 | 10/12/2002 & 01/27/2004 J |
| TOTAL ARTS AND HUMANITIES | -----
159,096 00 | |

THE ROCKEFELLER FOUNDATION

Identification Number 13-1659629

Statement 12.A / Schedule 5

Page 5 of 32

2003 PAYMENTS

| | 2003
PAYMENTS
..... | Date of
Report Received
from Grantee (a)
..... |
|--|---------------------------|---|
| <u>ASSETS & CAPACITIES</u> | | |
| 2003 AC 228
Faith Regen UK Ltd.
1 King Edward's Road
London, England E9 7SF
Toward the costs of a colloquium entitled: The Impact of Faith in Action.
U.S.-U.K. Colloquium on Good Practice in Muslim-Christian Regeneration
Initiatives, to be held in Philadelphia, February 2004 | 50,000.00 | 10/11/2004 k |
| 2002 AC 121
Imaginario Comunicación para la Paz y el Cambio Social
Calle 25 C No. 3-92
Piso 2
Bosque Izquierdo
Santafé de Bogotá, Colombia
Toward the costs of further developing the Communication Initiative Latin
America, a network - including Web database, listserv and electronic
magazines - on communication for sustainable development | 75,000.00 | 12/12/2003 & 12/19/2003 |
| 2003 AC 609
International P.E.N.
9 / 10 Charterhouse Buildings
Goswell Road
London, England EC1M 7AT
Toward the costs of travel for seven individuals from developing countries to
participate in the conference, "International PEN Strategic Planning and
Capacity Building Meeting," to be held at the Bellagio Study and
Conference Center, Italy, July 2003 | 7,500.00 | 02/09/2003 & 11/05/2003 |
| 2003 AC 105
The Communication Initiative Networks Corporation
5148 Polson Terrace
Victoria, Canada V8Y 2C4
Toward the costs of implementing the Communication Initiative project to
highlight and share examples of communication for social change action
and to support and to engage practitioners, funders, policymakers and
researchers in the strategic dialogue and debate on the communication for
social change approach to addressing development issues | 300,000.00 | |
| 2002 AC 106
Umzingwane AIDS Network
457 Habane
P.O. Box 112
Esigodini, Zimbabwe
To test, in a field setting, communication processes aimed at building the
capacity of and empowering rural Zimbabwean youth to advocate on their
own behalf against risky behaviors which can lead to the transmission of
HIV | 11,660 00 | 03/22/2004 l |

THE ROCKEFELLER FOUNDATION

Identification Number 13-1659629

Statement 12.A / Schedule 5

Page 6 of 32

2003 PAYMENTS

| | 2003
PAYMENTS
..... | Date of
Report Received
from Grantee (a)
..... |
|--|---------------------------|---|
| <u>ASSETS & CAPACITIES</u> | | |
| 2002 AC 107 | | |
| Zimbabwe AIDS Prevention and Support Organisation | 14,397.00 | m |
| No. 4 Aberdeen Road, Avondale | | |
| P.O. Box CY 1417 Causeway | | |
| Harare, Zimbabwe | | |
| To test, in a field setting, communication processes aimed at building the capacity of and empowering rural Zimbabwean youth to advocate on their own behalf against risky behaviors which can lead to the transmission of HIV | | |
| | | |
| TOTAL ASSETS & CAPACITIES |
458,557.00 | |

THE ROCKEFELLER FOUNDATION

Identification Number 13-1659629

Statement 12.A / Schedule 5
Page 7 of 32

2003 PAYMENTS

| | 2003
PAYMENTS
..... | Date of
Report Received
from Grantee (a)
..... |
|---|---------------------------|---|
| <u>CREATIVITY & CULTURE</u> | | |
| 2002 CC 210
African Snpdt Development Trust *
43 Selous Avenue
Harare, Zimbabwe
Toward the costs of its 2003 and 2004 programmatic activities, which center on increasing the availability of African films and television programming in African markets | 260,000.00 | 02/17/2004 |
| 2001 CC 184
Alutiq Heritage Foundation *
215 Mission Road, Suite 101
Kodiak, Alaska 99615
For use by its Alutiq Museum and Archaeological Repository for a series of traditional carving workshops in rural Native American villages to reawaken woodworking skills and instill pride in Native ancestry | 13,000.00 | 12/24/2003 & 01/06/2004 &
04/02/2004 |
| 2001 CC 204
Book Aid International
39-41 Coldharbour Lane
Camberwell
London, England SE5 9NR
Toward the costs of its resource packs initiative, a workshop at the Zimbabwe International Book Fair in 2002, and the implementation of its programmatic monitoring and evaluation strategies | 15,108.00 | 03/23/2004 & 08/10/2004 |
| 2003 CC 097
Cape Higher Education Consortium
46 Rouwkoop Road
Rondebosch, South Africa 7700
Toward the costs of developing an academic program in African museum and heritage studies, a joint initiative of the University of the Western Cape, the University of Cape Town and the Robben Island Museum | 146,470.00 | |
| 2002 CC 213
Centre for the Study of Developing Societies
29 Rajpur Road
Delhi, India 110054
Toward the costs of its Sarai project, whose research on the formation of new media spaces, particularly in Delhi, and the ways in which media networks connect to other metropolises, is aimed at helping to democratize access to new technologies and address issues of inequity | 89,375.00 | 12/10/2003 & 09/22/2004 |

THE ROCKEFELLER FOUNDATION

Identification Number 13-1659629

Statement 12.A / Schedule 5
Page 8 of 32

2003 PAYMENTS

| | 2003
PAYMENTS
..... | Date of
Report Received
from Grantee (a)
..... |
|--|---------------------------|---|
| <u>CREATIVITY & CULTURE</u> | | |
| 2003 CC 129
District Six Museum Foundation
P.O. Box 10178
7905 Caledon Square
25A Buitenant Street
Cape Town, South Africa 8000
Toward the costs of research and public education activities addressing the
role of memorialization in the reconstruction of cities in South Africa | 54,300.00 | 09/23/2004 & 09/29/2004 n |
| 2002 CC 195
El Museo del Barro
Concordia 420 e/ Pitiantuta y Ayala Velazquez
Asuncion, Paraguay
For additional funding of the Rockefeller Foundation Resident Fellowships
in the Humanities program, "Identities in Transition: The Challenges of Art
in Today's Paraguay" | 45,200.00 | 12/18/2003 |
| 2002 CC 065
Independent Media Arts Preservation, Inc
c/o Electronic Arts Intermix
535 West 22nd Street
5th Floor
New York, New York 10011
Toward the costs of service, education and advocacy programming
dedicated to the preservation of independent electronic media | 25,000.00 | 09/30/2004 |
| 2001 CC 205
Interreligious Coordinating Council in Israel
P.O. Box 8771
Jerusalem, Israel 91086
Toward the costs of programming in its Education Center aimed at
leveraging the assets of religion to build a healthy civil society | 100,000 00 | 12/10/2003 o |
| 2003 CC 002
National Video Resources, Inc. *
73 Spring Street
Suite 403
New York, New York 10012
Toward the costs of The Program for Media Artists, a program that supports
film, video and multimedia artists | 760,000.00 | 03/15/2004 |
| 2003 CC 006
National Video Resources, Inc. *
73 Spring Street
Suite 403
New York, New York 10012
For the ongoing activities of Grantmakers in Film and Electronic Media and
the Council on Foundation's Film and Video Festival | 15,000.00 | 03/18/2004 |

THE ROCKEFELLER FOUNDATION

Identification Number 13-1659629

Statement 12.A / Schedule 5
Page 9 of 32

2003 PAYMENTS

| | 2003
PAYMENTS
..... | Date of
Report Received
from Grantee (a)
..... |
|--|---------------------------|---|
| <u>CREATIVITY & CULTURE</u> | | |
| 2003 CC 026
National Video Resources, Inc *
73 Spring Street
Suite 403
New York, New York 10012
Toward the costs of The Program for Media Artists, a program that supports
film, video and multimedia artists | 177,910 00 | 03/15/2004 |
| 2003 CC 032
Reyum
P.O. Box 2438
Phnom Penh, Cambodia
Toward the costs of research projects to investigate and record local
knowledge on three topics: Khmer ornament; tools and practices of the
Cambodian countryside; and the development of a memory bank | 75,000.00 | 03/19/2004 & 04/28/2004 p |
| 2002 CC 202
Society for Old and New Media
Nieuwmarkt 4
1012 CR
Amsterdam, Netherlands
For a research project on global critical Internet culture to examine the ways
in which an increasing climate of distrust, encroaching market forces, and
increased corporate domination are threatening the development of Open
Communities and the Internet's early promise of technological democracy | 15,000.00 | 10/20/2003 & 12/02/2003 |
| 2001 CC 060
Unión de Museos Comunitarios de Oaxaca A.C.
Centro INAH Oaxaca
Pino Suárez 715
Oaxaca, Oax., Mexico C.P. 68000
Toward the costs of a series of three annual conferences to develop and
strengthen the Network of Community Museums of the Americas | 25,000.00 | |
| 2002 CC 211
World Faiths Development Dialogue
Dolphin House
Wigginton
Banbury
Oxfordshire, England OX15 4JZ
Toward the costs of planning two convenings, to take place in 2003, which
will lay the groundwork for engaging religious communities in
poverty-reduction strategies in Africa | 77,000.00 | 01/08/2004 & 07/16/2004 q |
| TOTAL. CREATIVITY & CULTURE | 1,893,363.00 | |

THE ROCKEFELLER FOUNDATION

Identification Number 13-1659629

Statement 12.A / Schedule 5
Page 10 of 32

2003 PAYMENTS

| | 2003
PAYMENTS
..... | Date of
Report Received
from Grantee (a)
..... |
|--|---------------------------|---|
| <u>FOOD SECURITY</u> | | |
| 2002 FS 115
Africa 2000 Network-Uganda
P.O. Box 7184
Kampala, Uganda
For research on the use of Farmer Field Schools to strengthen management skills and decision-making capacity of farming communities and service providers to overcome limitations of soil productivity | 100,000.00 | 07/27/2003 & 07/29/2003 & 08/13/2004 r |
| 2003 FS 011
African Agricultural Technology Foundation
c/o ILRI
P.O. Box 30709
Old Naivasha Road
Nairobi, Kenya
Toward the costs of selecting, preparing and mobilizing resources for pilot projects that will facilitate public sector access to new agricultural technologies | 1,000,000.00 | 06/22/2004 s |
| 2003 FS 032
African Crop Science Society
c/o Private Bag X 82076
Rustenburg, South Africa 0300
For use by its Kenya Chapter for a special symposium on food crop improvement at the Sixth African Crop Science Congress, to be held in Nairobi, Kenya, October 2003 | 16,859 00 | 02/16/2004 & 02/18/2004 t |
| 2003 FS 097
African Crop Science Society
c/o Private Bag X 82076
Rustenburg, South Africa 0300
To facilitate the exchange of information among crop scientists in Africa by enabling participants in the Foundation-supported Forum on Agricultural Resource Husbandry in Sub-Saharan Africa to attend the African Crop Science Congress, to be held in Nairobi, Kenya, October 2003 | 79,500.00 | 02/12/2004 u |
| 2003 FS 137
African Technology Policy Studies Network *
P.O. Box 10081-00100
Nairobi, Kenya
Toward the costs of an international conference entitled: Science and Technology Policies for Sustainable Food Security in Africa, to be held in Maseru, Lesotho, November 2003 | 49,100.00 | 09/10/2004 v |

THE ROCKEFELLER FOUNDATION

Identification Number 13-1659629

Statement 12.A / Schedule 5

Page 11 of 32

2003 PAYMENTS

| | 2003
PAYMENTS
..... | Date of
Report Received
from Grantee (a)
..... |
|---|---------------------------|---|
| FOOD SECURITY | | |
| 2003 FS 057
AT Uganda Ltd.
Plot 1 Muwafu Road, Ntinda
P.O. Box 8830
Kampala, Uganda
Toward the costs of increasing access for poor farmers to improved seeds, chemical fertilizers and other farm equipment and supplies through a network of rural agricultural input suppliers | 100,000.00 | 05/31/2004 w |
| 2003 FS 119
Centre for Agriculture and Biosciences International
Wallingford, England OX10 8DE
To disseminate the Crop Protection Compendium - a multi-media knowledge management tool used in teaching, research and development in agricultural sciences - to African scientists participating in the Sixth Africa Crop Science Society Conference to be held in Nairobi, Kenya October 2003 | 7,000 00 | 08/13/2004 x |
| 2002 FS 139
Environmental Action Team *
P.O. Box 2605
Kitale, Kenya
Toward the costs of improving smallholder food production in western Kenya through adaptive research and extension of integrated nutrient management methods | 117,566.00 | 07/26/2004 & 10/20/2004 y |
| 2003 FS 033
Forum for Agricultural Research in Africa
c/o FAO Regional Office in Africa
P.O. Box GP 1628
Accra, Ghana
To develop a program entitled: Improving Livelihoods and Natural Resource Management in Sub-Saharan Africa: Securing the Future for Africa's Children | 218,000.00 | 01/23/2004 |
| 2003 FS 073
Forum for Organic Resource Management and Agricultural Technologies
PO Box 79
Village Market 00621
Nairobi, Kenya
Toward the costs of organizing discussions, demonstrations and other events on organic resource management technologies and carbon sequestration in order to accelerate adoption of promising land management technologies in Kenya | 69,482.00 | 03/26/2004 & 07/09/2004 z |

THE ROCKEFELLER FOUNDATION

Identification Number 13-1659629

Statement 12.A / Schedule 5
Page 12 of 32

2003 PAYMENTS

| | 2003
PAYMENTS
..... | Date of
Report Received
from Grantee (a)
..... |
|--|---------------------------|---|
| <u>FOOD SECURITY</u> | | |
| 2001 FS 147
Fundación Abonos Verdes y Cultivos de Cobertura, A.C.
Apdo. Postal 78
C.P. 30470
Villaflares, Chiapas, Mexico
Toward the costs of developing a collaborative and participatory approach
to agricultural technology innovation and dissemination in the Villaflares
region of Chiapas, Mexico | 40,000.00 | 05/18/2004 |
| 2001 FS 003
International Centre for Genetic Engineering and Biotechnology
Aruna Asaf Ali Marg
New Delhi, India 110 067
For research on mapping and tagging of gall midge resistance genes in rice | 13,291.80 | 06/26/2003 & 02/13/2004 aa |
| 2001 FS 160
International Centre for Genetic Engineering and Biotechnology
Aruna Asaf Ali Marg
New Delhi, India 110 067
To enable its New Delhi component to train and conduct collaborative
research with other Indian institutions on the use of marker assisted
selection in breeding for stress tolerance in rice | 43,116.67 | 02/13/2004 & 04/06/2004 &
05/27/2004 & 06/07/2004 bb |
| 2002 FS 137
Kenya Agricultural Commodity Exchange Ltd.
2nd Floor, Brick Court Building
Mpaka Road, Westlands
P.O. Box 59142
Nairobi, Kenya 00200
For the development of market information and commodity exchange
systems aimed at raising the incomes of poor farmers in western Kenya by
linking them to input and output markets | 107,524.00 | |
| 2002 FS 116
Red de Estudios para el Desarrollo Rural, A.C. *
Km 65 carretera
A.P. 592
C.P. 6800
Oaxaca de Juárez
Oaxaca, Mexico
For a pilot project to develop and demonstrate methods for strengthening
community organization and local capacity for innovation among
resource-poor farmers in communities in Oaxaca, Mexico, with high
migration rates to the United States | 178,629.89 | 05/09/2003 & 04/30/2004 cc |

THE ROCKEFELLER FOUNDATION

Identification Number 13-1659629

Statement 12.A / Schedule 5
Page 13 of 32

2003 PAYMENTS

| | 2003
PAYMENTS
..... | Date of
Report Received
from Grantee (a)
..... |
|--|---------------------------|---|
| <u>FOOD SECURITY</u> | | |
| 2000 FS 147 | | |
| Vicente Guerrero Rural Development Project | 32,000.00 | 09/04/2003 |
| Tlaxcala, Mexico | | |
| To strengthen and document the more than twenty years of its facilitation of
farmer-led agricultural technology dissemination in Mexico | | |
| TOTAL: FOOD SECURITY | -----
2,172,069.36 | |

THE ROCKEFELLER FOUNDATION

Identification Number 13-1659629

Statement 12.A / Schedule 5
Page 14 of 32

2003 PAYMENTS

| | 2003
PAYMENTS
..... | Date of
Report Received
from Grantee (a)
..... |
|---|---------------------------|---|
| <u>GLOBAL ENVIRONMENT</u> | | |
| RF 98051
Energy Foundation *
Building 1012, 2nd floor
P.O. Box 29905
San Francisco, California 94129-0905
To continue support for its work on U.S. energy efficiency and renewable
energy sources | 1,000,000.00 | 02/19/2004 |
| GE 9816
Foundation for Business and Society
P.O. Box 301
Hovik, Norway 1323
Toward the costs of its energy policy scenario project | 10,000.00 | 06/25/2003 |
| TOTAL. GLOBAL ENVIRONMENT |
1,010,000.00 | |

THE ROCKEFELLER FOUNDATION

Identification Number 13-1659629

Statement 12.A / Schedule 5
Page 15 of 32

2003 PAYMENTS

| | 2003
PAYMENTS
..... | Date of
Report Received
from Grantee (a)
..... |
|---|---------------------------|---|
| <u>GLOBAL INCLUSION</u> | | |
| 2001 GI 046
AfricaBio
P.O. Box 873
Irene, South Africa
For a project to advance an understanding of and dialogue about plant biotechnology through capacity building in southern African countries | 40,900.00 | 01/13/2003 & 09/01/2003 |
| 2001 GI 040
African Biotechnology Stakeholders Forum
P.O. Box 66069
Nairobi, Kenya
To enhance the awareness of East African stakeholders about the debate on agricultural biotechnology, and to train them in communication techniques that will enable them to participate in national-level discussions on this issue | 38,000.00 | 07/25/2003 |
| 2002 GI 050
Asociación FORO Nacional Internacional
Apartado 18-1194
Miraflores
Lima, Peru
Toward the costs of a publication that will contribute to a better understanding of the role that scientific and technological knowledge plays in development | 74,400 00 | 04/01/2004 & 04/30/2004 |
| 2002 GI 026
Asociación Mexicana de Uniones de Crédito del Sector Social
Yosemite 45
Col. Napoles
CP 03810
Mexico City, Mexico
Toward the costs of its project to expand and consolidate access to banking services in transnational communities in Mexico and California | 50,000.00 | dd |
| 2002 GI 024
Britain Yearly Meeting
Friends House
173 Euston Road
London, England NW1 2BJ
Toward the costs of a program to support developing-country strategy development regarding intellectual property policies, particularly with respect to public health, traditional knowledge and food security | 75,000 00 | 02/25/2004 ee |

THE ROCKEFELLER FOUNDATION

Identification Number 13-1659629

Statement 12.A / Schedule 5

Page 16 of 32

2003 PAYMENTS

| | 2003
PAYMENTS
..... | Date of
Report Received
from Grantee (a)
..... |
|--|---------------------------|---|
| <u>GLOBAL INCLUSION</u> | | |
| 2002 GI 009
Center for the Application of Molecular Biology to International Agriculture *
Clunies Ross Street at Dickson Rd
Black Mountain, Australia 2601
Toward the costs of the CAMBIA Intellectual Property Resource, a web-based provider of patent information related to the agricultural and health sciences designed. (1) to increase the capacity of public-sector and small-to-medium size private-sector organizations to develop strategies that address intellectual property issues relevant to biotechnology in international agricultural and health research, (2) to foster fair and equitable licensing arrangements for intellectual property and (3) to assist in bringing the benefits of these arrangements to resource-poor communities | 450,000.00 | 03/29/2004 & 04/14/2004 & 07/07/2004 ff |
| 2003 GI 001
Centre UNESCO de Catalunya
C. Mallorca 285, pral
Barcelona, Spain 08037
Toward the costs of a conference, in collaboration with Kreddha - the International Peace Council for States, Peoples and Minorities, to examine ways of ensuring full implementation of self-rule arrangements as a contribution to the prevention and resolution of intrastate conflict and the role of third parties in facilitating that implementation, to be held in Sitges, Spain, May 2003 | 25,000.00 | 12/12/2003 |
| 2001 GI 032
Consumers International
24 Highbury Crescent
London, England N5 1RX
Toward the costs of consumer participation, particularly from Africa, in discussions related to genetically modified organisms | 55,120 00 | 03/16/2004 & 03/24/2004 |
| 2001 GI 107
Crisis Management Initiative
Erottajankatu 11A, 4th Floor
FIN-00130
Helsinki, Finland
Toward the costs of developing a proposal to create a North-South Forum that would provide independent opinion on the historical tragedies of colonialism and slavery and their modern legacies | 35,000.00 | 04/03/2003 & 06/23/2004 |
| 2002 GI 063
Facultad Latinoamericana de Ciencias Sociales
Apartado Postal : 11747-1000
San Jose, Costa Rica
Toward the costs of research on the characteristics and impact of migration from El Salvador, Guatemala, Honduras and Nicaragua to the United States | 25,000 00 | 03/04/2003 & 07/10/2003 & 12/01/2003 |

THE ROCKEFELLER FOUNDATION

Identification Number 13-1659629

Statement 12.A / Schedule 5
Page 17 of 32

2003 PAYMENTS

| | 2003
PAYMENTS
..... | Date of
Report Received
from Grantee (a)
..... |
|--|---------------------------|---|
| <u>GLOBAL INCLUSION</u> | | |
| 2002 GI 005
Grupo Interdisciplinario sobre Mujer, Trabajo y Pobreza, A.C.
Hilario Pérez de León #80
Col. Niños Héroes de Chapultepec
Mexico City, México
Toward the costs of a competitive research program to investigate the impact of remittances from family members in the United States on indigenous women living in poverty in Mexico | 37,500.00 | 03/31/2003 & 03/24/2004 &
04/01/2004 |
| 2002 GI 011
International South Group Network
25-C Matiyaga Street
Central District
Quezon City, Philippines
Toward the costs of its Southern and Eastern Africa Trade Information and Negotiations Initiative, for projects to strengthen the ability of African officials to negotiate on trade and development issues, and to develop research and teaching capacity in trade policy in African institutions | 75,000.00 | 09/12/2003 & 01/06/2004 |
| 2003 GI 015
Leadership for Environment and Development International, Inc *
48 Prince's Gardens
London, England SW7 2PE
For general support as the organization makes a transition to a new mission and financial independence | 5,000,000.00 | 02/23/2004 gg |
| 2001 GI 092
Neelan Tiruchelvam Trust *
108/1 Rosmead Place
Colombo, Sri Lanka 7
For general support of its mission to promote peace and the reconciliation of civil conflict throughout the world | 75,000.00 | 05/14/2004 & 06/22/2004 hh |
| 2002 GI 056
SciDev.Net *
11 Rathbone Place
London, England W1T 1HR
For general support of its mission of providing a free-access internet site offering original reporting and science journal articles for policymakers, scientists and others in developing countries | 150,000.00 | 02/27/2004 |

THE ROCKEFELLER FOUNDATION

Identification Number 13-1659629

Statement 12.A / Schedule 5
Page 18 of 32

2003 PAYMENTS

| | 2003
PAYMENTS
----- | Date of
Report Received
from Grantee (a)
----- |
|---|---------------------------|---|
| <u>GLOBAL INCLUSION</u> | | |
| 2003 GI 027 | | |
| The Nuffield Foundation | 40,000.00 | ii |
| 28 Bedford Square | | |
| London, England WC1B 3JS | | |
| For use by its Nuffield Council on Bioethics toward the costs of a workshop
on the ethics of research related to healthcare in developing countries, to be
held in Cape Town, South Africa, February 2004 | | |
| TOTAL: GLOBAL INCLUSION | -----
6,245,920.00 | |

THE ROCKEFELLER FOUNDATION

Identification Number 13-1659629

Statement 12.A / Schedule 5
Page 19 of 32

2003 PAYMENTS

| | 2003
PAYMENTS
..... | Date of
Report Received
from Grantee (a)
..... |
|--|---------------------------|---|
| HEALTH EQUITY | | |
| 2001 HE 096
AIDS Network Development Foundation
145/1 Snpoom Rd.
Muang District
Chiang Mai, Thailand 50200
To develop, analyze and document appropriate interventions for addressing HIV/AIDS vulnerability among minority, ethnic populations in six provinces in the upper north of Thailand | 48,690.00 | 08/01/2003 & 08/29/2003 & 06/04/2004 |
| 2002 HE 057
AIDS Society of the Philippines, Inc. *
Rm. 401, 4/F Dona Felisa Syjuco Building
1872 Remedios St. Cor. Taft Avenue
Malate
Manila, Philippines 1004
For a study on the content, trends and quality of media coverage of sexuality and safe sex in the context of HIV/AIDS prevention and control, in Cambodia, Indonesia, Lao PDR, the Philippines, Thailand and Vietnam | 95,000.00 | 11/25/2003 & 01/30/2004 & 08/31/2004 |
| 2001 HE 027
Alternativas para el Desarrollo Social
León XIII entre Av. 3 de Noviembre y Benedicto XV
Frente a la puerta lateral del Colegio Sagrados Corazones
Cuenca, Ecuador
To develop an equity gauge to monitor and build equality and health in a local community, as part of the Equity Gauge Initiative | 66,860.00 | 04/29/2003 & 07/01/2003 |
| 2003 HE 035
ASEAN Secretariat
70.A. Jl Sisingamangaraja
Jakarta, Indonesia 12110
Toward the costs of building local capacity to assess the impact of intellectual property rights on public health in the ASEAN region | 101,475.00 | 08/09/2004 jj |
| 2002 HE 090
Biomedical Research and Training Institute
P.O. Box CY 1753, Causeway
Harare, Zimbabwe
To assess the risk of tuberculosis infection among nurses, and the causes of chronic cough among patients attending health care clinics in Harare, Zimbabwe | 46,205.00 | 01/28/2004 & 02/02/2004 kk |

THE ROCKEFELLER FOUNDATION

Identification Number 13-1659629

Statement 12.A / Schedule 5
Page 20 of 32

2003 PAYMENTS

| | 2003
PAYMENTS
..... | Date of
Report Received
from Grantee (a)
..... |
|---|---------------------------|---|
| <u>HEALTH EQUITY</u> | | |
| 2003 HE 087
Burkina Faso Association for Family Well-Being *
01 B.P. 535
Ouagadougou, Burkina Faso
To complete a project designed to improve the reproductive health of young people in the Ouahigouya zone of Burkina Faso that includes partnerships with existing health clinics and innovative communication strategies | 78,537 00 | 03/24/2004 II |
| 2002 HE 112
Cambodian Women for Peace and Development Association
#23, St. 47
Sangkat Sras Chak
Khan Daun Penh
Phnom Penh, Cambodia
Toward the costs of the second phase of an experimental program to strengthen inter-country health care and social support systems, especially for the prevention of HIV and other sexually-transmitted infections, for Cambodians migrating to Thailand to find work | 99,940.00 | 04/28/2004 & 05/16/2004 |
| 2003 HE 051
Canadian Institute for Advanced Research
180 Dundas Street West
Suite 1400
Toronto, Canada M5G1Z8
Toward the costs of studies on health status and other social factors that contribute to the development of successful societies | 50,000 00 | 09/23/2004 & 09/29/2004 |
| 2003 HE 046
Centre for Health, Science and Social Research
P.O. Box 320168
Woodlands
Lusaka, Zambia
For continued support of research to strengthen cross-border disease prevention, control and surveillance programs in southern Africa | 26,915.00 | 02/09/2004 |
| 2002 HE 109
Cochrane Collaboration
UK Cochrane Centre
Summertown Pavilion
Middle Way
Oxford, England OX2 7LG
Toward the costs of an international research award, the Kenneth Warren Prize | 25,000.00 | 01/26/2004 |

THE ROCKEFELLER FOUNDATION

Identification Number 13-1659629

Statement 12.A / Schedule 5

Page 21 of 32

2003 PAYMENTS

| | 2003
PAYMENTS
..... | Date of
Report Received
from Grantee (a)
..... |
|--|---------------------------|---|
| <u>HEALTH EQUITY</u> | | |
| 2002 HE 030
Consultation of Investment in Health Promotion
108 A12 Alley 4/15 Phuong Mai Street
Hanoi, Vietnam
To study the links between gender, sexuality and reproductive health in northern Vietnam | 41,215.00 | 01/05/2004 mm |
| 2003 HE 067
Consultation of Investment in Health Promotion
108 A12 Alley 4/15 Phuong Mai Street
Hanoi, Vietnam
To enhance the capacity of local researchers to analyze, publish and disseminate research findings on gender, sexuality and sexual health in Vietnam | 57,084.00 | 01/02/2004 & 01/05/2004 nn |
| 2000 HE 055
Health Systems Research Institute
c/o Bldg. of Mental Health Department
Tiwanon Road
Nonthaburi, Thailand 11000
Toward the costs of documenting and strengthening the role of civil society in decision-making about health sector reform in Thailand | 102,300.00 | 01/20/2003 & 03/25/2004 & 05/28/2004 |
| 2002 HE 085
Health Systems Trust
1st Floor Riverside Centre
corner of Belmont & Main Road
Rondebosch, South Africa 7700
Toward the costs of the Global Equity Gauge Alliance project, which monitors health inequalities within countries, and promotes action to reduce unfair disparities in health and health care in developing countries | 500,000.00 | 08/13/2003 & 09/29/2003 & 09/16/2004 oo |
| 2000 HE 042
INCLIN Trust International, Inc *
Section E, 5/F Ramon Magsaysay Center
1680 Roxas Boulevard
Malate Manila, Philippines 1004
For general support | 300,000.00 | 07/29/2004 pp |
| 2001 HE 111
Joint Clinical Research Centre *
Butikiro House
Plot No 893 Ring Road
Mengo
P.O. Box 10005
Kampala, Uganda
Toward the cost of its African Dialogue on AIDS Care program that promotes research on HIV/AIDS care and treatment in sub-Saharan Africa | 367,275.00 | 12/05/2003 & 01/20/2004 & 10/04/2004 qq |

THE ROCKEFELLER FOUNDATION

Identification Number 13-1659629

Statement 12.A / Schedule 5
Page 22 of 32

2003 PAYMENTS

| | 2003
PAYMENTS
..... | Date of
Report Received
from Grantee (a)
: |
|--|---------------------------|---|
| <u>HEALTH EQUITY</u> | | |
| 2001 HE 121
Joint Clinical Research Centre *
Butikiro House
Plot No. 893 Ring Road
Mengo
P O. Box 10005
Kampala, Uganda
For its participation in a multicenter clinical trial organized by the Medical Research Council, London, to assess the safety and effectiveness of two strategies for the use of anti-retroviral drugs against HIV/AIDS in sub-Saharan Africa | 351,890.00 | 02/11/2003 & 01/31/2004 & 03/30/2004 |
| 2003 HE 019
Joint Clinical Research Centre *
Butikiro House
Plot No. 893 Ring Road
Mengo
P.O. Box 10005
Kampala, Uganda
For its continued participation in a multicenter clinical trial organized by the Medical Research Council, United Kingdom, to assess the safety and effectiveness of two strategies for the use of anti-retroviral drugs against HIV/AIDS in sub-Saharan Africa | 242,500.00 | 01/31/2004 & 03/30/2004 |
| 2002 HE 111
Khemara
Ottara Vatai Pagoda, National Road # 5
Russei Keo District
Mittapheap Village
PO Box No. 1250
Phnom Penh, Cambodia
For the development of an experimental intervention model that integrates gender concerns into the provision of sexual health education and services among marginal communities in Phnom Penh, Cambodia | 50,000.00 | 02/20/2004 & 03/03/2004 rr |
| 2003 HE 064
Nature America, Inc
345 Park Avenue South, 10th Fl.
New York, New York 10010-1707
For a special issue of the journal, Nature Medicine, on 20 years of HIV science | 25,000.00 | 03/02/2004 & 03/04/2004 |

THE ROCKEFELLER FOUNDATION

Identification Number 13-1659629

Statement 12.A / Schedule 5
Page 23 of 32

2003 PAYMENTS

| | 2003
PAYMENTS
..... | Date of
Report Received
from Grantee (a)
..... |
|--|---------------------------|---|
| <u>HEALTH EQUITY</u> | | |
| 2002 HE 114
Reproductive Health Matters
444 Highgate Studios
53/79 Highgate Road
London, England NW5 1TL
Toward the costs of printing its journal and distributing it free of charge to institutions in South and Southeast Asia, and to support the editing and publication of papers to be presented at a workshop on sexuality, gender and human rights to be held at the Bellagio Study and Conference Center, October 2003 | 75,000.00 | 04/07/2004 ss |
| 2000 HE 050
Southeast Asian Ministers of Education Organization
Tropmed Central Office
420/6 Rajvithi Road
Bangkok, Thailand 10400
For use by its Regional Tropical Medicine and Public Health Network for activities related to research capacity development for provincial/district health officers in the Mekong Region | 35,000.00 | 02/26/2004 & 03/25/2004 |
| 2003 HE 088
Stichting Global Network of People Living with HIV/AIDS
P O. Box 11726
Amsterdam, Netherlands 1001
To cover the costs of African participants at the International Conference for People Living with HIV/AIDS, held in Uganda, October 2003 | 20,000.00 | tt |
| 2003 HE 063
Stichting Health Action International Foundation
Jacob van Lennepkade 334 T
Amsterdam, Netherlands 1053 NJ
To improve the market transparency of pharmaceutical prices and policy responses to enhance affordable access to essential drugs in developing countries | 50,000.00 | 02/13/2004 |
| 2003 HE 084
Training and Research Support Centre
47 Van Praagh Avenue
Milton Park
Harare, Zimbabwe
Toward the costs of the planning and implementation of a regional conference on equity in health in Southern Africa | 75,000.00 | 06/30/2004 & 10/01/2004 |

THE ROCKEFELLER FOUNDATION

Identification Number 13-1659629

Statement 12.A / Schedule 5
Page 24 of 32

2003 PAYMENTS

| | 2003
PAYMENTS
..... | Date of
Report Received
from Grantee (a)
..... |
|--|---------------------------|---|
| <u>HEALTH EQUITY</u> | | |
| 2003 HE 055
Women's Health Advocacy Foundation
37 Soi 15
New Petchburi Road
Phya Thai
Bangkok, Thailand 10400
To raise media professionals' awareness of gender issues in sexual and reproductive health, and foster use of a gender-sensitive approach in reporting news related to reproductive and sexual health issues | 21,295.00 | 01/15/2004 uu |
| 2002 HE 001
Women's Media Centre of Cambodia
#30, Street 484
Phsardeumthkv
Chamcarmon
Phnom Penh, Cambodia
For use by its Media Campaign Department for a public education effort on the harm associated with tobacco use, particularly among Khmer women, children and families | 47,915.00 | 02/25/2004 & 02/27/2004 |
| TOTAL: HEALTH EQUITY |
3,000,096 00 | |

THE ROCKEFELLER FOUNDATION

Identification Number 13-1659629

Statement 12.A / Schedule 5

Page 25 of 32

2003 PAYMENTS

| | 2003
PAYMENTS
..... | Date of
Report Received
from Grantee (a)
..... |
|---|---------------------------|---|
| <u>HEALTH SCIENCES</u> | | |
| RF 99052 #9
Africa Midwives Research Network
P.O. Box 65004
Dar es Salaam, Tanzania
As an International Health Research Award for support of a collaborative partnership to strengthen research skills and opportunities among midwives in Africa | 58,400.00 | 08/25/2004 & 08/26/2004 &
09/29/2004 ww |
| RF 99052 #3
Institute of Policy Studies of Sri Lanka
99 St. Michael's Road
Colombo, Sri Lanka 3
As an International Health Research Award to support a collaborative partnership to strengthen health systems reform in the Asia-Pacific region within the National Health Accounts framework | 22,080.00 | 05/11/2004 & 06/27/2004 ww |
| TOTAL: HEALTH SCIENCES |
80,480.00 | |

THE ROCKEFELLER FOUNDATION

Identification Number 13-1659629

Statement 12.A / Schedule 5

Page 26 of 32

2003 PAYMENTS

| | 2003
PAYMENTS
----- | Date of
Report Received
from Grantee (a)
----- |
|---|---------------------------|---|
| <u>NORTH AMERICA REGIONAL PROGRAM</u> | | |
| 2003 NA 001
Centro de Investigaciones y Estudios Superiores en Antropología Social
Juarez No. 87
Col. Tlalpan
Apartado Postal 22-048
Mexico City, Mexico 14000
Toward the costs of research to analyze the role of women within the
Binational Indigenous Oaxacan Front, an emerging transnational
organization | 8,520.00 | 06/15/2004 |
| 2003 NA 008
Petate Productions
840 1/4 Sayre Ln
Los Angeles, California 90026
Toward the costs of a documentary on the experiences of two indigenous
migrant groups from Oaxaca - the Mixtecos and Chatinos - in the United
States | 34,000.00 | 10/22/2004 |
| 2003 NA 007
Second Generation Media
611 Broadway, Suite 616
New York, New York 10012
Toward the costs of a documentary on the origin and evolution of a
hometown association in New York of migrants from the state of Puebla in
Mexico | 19,800.00 | 08/30/2004 |
| TOTAL: NORTH AMERICA REGIONAL PROGRAM | -----
62,320.00 | |

THE ROCKEFELLER FOUNDATION

Identification Number 13-1659629

Statement 12.A / Schedule 5

Page 27 of 32

2003 PAYMENTS

| | 2003
PAYMENTS
..... | Date of
Report Received
from Grantee (a)
..... |
|--|---------------------------|---|
| <u>SOUTHEAST ASIA REGIONAL PROGRAM</u> | | |
| 2003 SE 016
CARE Australia
GPO Box 2014
ACT
Canberra, Australia
For use by its CARE in Myanmar project to map the food security situation
in Myanmar through a review and analysis of relevant NGO experiences | 31,360.00 | 09/27/2004 xx |
| 2003 SE 034
Center for Community Development Studies
No. 133, Qixiang Road
Kunming
Yunnan, China 650032
Toward the costs of a project aimed at building the capacity of
trans-boundary upland poor communities of China, Laos and Vietnam to
improve their livelihood security by promoting market access and
strengthening their marketing capability | 43,000.00 | |
| 2003 SE 035
Centre for Research and Development of Ethnomedicinal Plants
9-Vu Huu Loi St.
Hanoi, Vietnam
To support a feasibility study on strategies to increase incomes through
marketing of indigenous plant resources among the Dao upland
communities in northern Vietnam | 32,540.00 | 11/03/2004 yy |
| 2003 SE 026
EMPOWER Foundation
Concrete House
57/60 Tivanond Road
Nonthaburi, Thailand 11000
For use by its Concrete House to support participation by Greater Mekong
and ASEAN artists in Asiatopia 5, a performance arts festival to be held in
Thailand, November 10-23, 2003 | 18,900.00 | |
| 2002 SE 018
Komol Keemthong Foundation
8/23 Soi Banchangloh Prannok Road
Bangkoknoi
Bangkok, Thailand 10700
For use by its Mirror Art Group to create a Hilltribe Virtual Museum on the
internet to educate the public in Thailand and beyond about the rapidly
vanishing languages and cultures of tribal people living in Northern Thailand | 45,023.00 | |

THE ROCKEFELLER FOUNDATION

Identification Number 13-1659629

Statement 12.A / Schedule 5
Page 28 of 32

2003 PAYMENTS

| | 2003
PAYMENTS
..... | Date of
Report Received
from Grantee (a)
..... |
|---|---------------------------|---|
| <u>SOUTHEAST ASIA REGIONAL PROGRAM</u> | | |
| 2003 SE 007
Pattanak Foundation
120/3 Wannaying Road
Muang
Chachoengsao, Thailand 24000
To develop experimental models to improve the health of marginalized
cross-border ethnic communities in Kanchanaburi, Thailand | 49,600.00 | 05/17/2004 zz |
| 2002 SE 025
Sanga Sabhasn Research Foundation
Queen Sirikit Botanic Garden
P.O. Box Mae Rim
Chiang Mai, Thailand
To support an international symposium on uses and effects of pesticides in
Thailand: ecological, biomedical and economic, to be held in Chiang Mai,
Thailand | 50,000.00 | 11/25/2003 & 02/24/2004 &
02/27/2004 aaa |
| 2003 SE 020
Siam Society Under Royal Patronage
131 Soi 21 (Asoke)
Sukhumvit Rd.
Bangkok, Thailand 10110
To support a series of cultural performances by ethnic groups from Mekong
countries now residing in Thailand, thus promoting understanding of the
close linkages among the various ethnic identities in the region | 50,000.00 | |
| 2003 SE 028
STDs/HIV/AIDS Prevention Center
90B - Nui Truc Lane
Giang Van Minh Street
Ba Dinh District
Hanoi, Vietnam
To support its project to reduce the vulnerability and strengthen the health
and social support systems of ethnic minority communities in the
Vietnam-Lao PDR border area, especially in relation to HIV/AIDS | 71,838.00 | |
| TOTAL: SOUTHEAST ASIA REGIONAL PROGRAM | 392,261.00 | |

THE ROCKEFELLER FOUNDATION

Identification Number 13-1659629

Statement 12.A / Schedule 5
Page 29 of 32

2003 PAYMENTS

| | 2003
PAYMENTS
..... | Date of
Report Received
from Grantee (a)
..... |
|---|---------------------------|---|
| <u>SPECIAL PROGRAMS</u> | | |
| 2001 SP 203
Charities Aid Foundation
Kings Hill
West Malling, Kent, England ME19 4TA
For a project organized by its New Delhi office concerning new mechanisms
to encourage Indians living in the United States to assist charitable
organizations within India that work for social and economic development | 24,123.00 | 07/02/2004 bbb |
| 2000 PC 017
Coalition on Violence Against Women - Kenya
Ngong Road, near Adams Arcade
P.O. Box 7631
Nairobi, Kenya
To decrease the incidence of domestic violence in Kenya by educating the
public about women's rights under the law | 50,000.00 | 01/07/2003 & 05/18/2004 |
| 2000 PV 014
The Asia Rice Foundation *
2090 Guinto cor Kayumanqui Street
Collegeville Subdivision
Tuntungin
Los Banos, Philippines 10330
In general support of its programs on rice that are essential for regional rice
food security and the well being of Asian rice farmers | 103,378 00 | 02/27/2004 ccc |
| TOTAL SPECIAL PROGRAMS |
177,501.00 | |

THE ROCKEFELLER FOUNDATION

Identification Number 13-1659629

Statement 12.A / Schedule 5
Page 30 of 32

2003 PAYMENTS

| | 2003
PAYMENTS
..... | Date of
Report Received
from Grantee (a)
..... |
|--|---------------------------|---|
| <u>WORKING COMMUNITIES</u> | | |
| 2003 WC 038
New York Jobs with Justice, Inc.
50 Broadway, 24th Floor
New York, New York 10004
Toward the costs of three projects being undertaken by its city-wide labor, community, religious and student coalition to promote worker rights and more accountable, equitable economic development in New York City | 150,000.00 | 02/27/2004 & 03/03/2004 |
| 2003 WC 102
Popular Education Research Group
606 Shaw Street
Toronto, Canada M6G 3L6
In support of its project, the Maquila Solidarity Network, which aims to ensure that civil society groups from Mexico and Central America have the information and resources to actively participate in shaping North-South initiatives to monitor labor violations and protect workers | 62,075.00 | ddd |
| 2002 WC 158
Unite for Dignity, Inc.
1405 NW 167th Street
Suite 200
Miami, Florida 33169
To support leadership training of female workers from the Caribbean and Latin America and for a community radio program on public affairs that affect the immigrant community in Miami | 55,000.00 | 10/14/2003 |

THE ROCKEFELLER FOUNDATION

Identification Number 13-1659629

Statement 12.A / Schedule 5
Page 31 of 32

2003 PAYMENTS

| | 2003
PAYMENTS
..... | Date of
Report Received
from Grantee (a)
..... |
|--|---------------------------------|---|
| <u>WORKING COMMUNITIES</u> | | |
| 2003 WC 123 | | |
| Workforce Learning Strategies, Inc. | 25,000.00 | 08/26/2004 |
| 5 Tenney Street | | |
| Cambridge, Massachusetts 02140 | | |
| To support the enhancement of its project, WorkforceUSA net, an online library that provides resources to community-based organizations focused on workforce development in under-served communities | | |
| TOTAL: WORKING COMMUNITIES | -----
292,075.00 | |
| Report Summary =====>> | -----
17,116,204.36
----- | |

NOTE: All the above payments were made during 2003. Budgetary material in support of the grant request was obtained from each of the grantees. Reports from grantees not due/or not fully accounted for above will be reflected in our 2003 990-PF Report. Future payments to grantees who are delinquent in providing a satisfactory accounting will be withheld.

(a) The accounting reports received were found to be in order and, unless otherwise noted, show that the funds were fully expended for the purpose of the grant. To the best of our knowledge, the grantee has not diverted any portion of the funds from the purpose of the grant.

- b All funds have been fully accounted for, however, grantee has not yet submitted a final narrative report. Staff have followed up on several occasions, most recently on 10/14/04.
- c Grantee has accounted for \$7,753 through 7/31/03, and staff are currently reviewing more recent reports from the grantee regarding this amount
- d Grantee has accounted for \$139,257.00 through 10/31/2003. Final financial and substantive reports remain outstanding. Staff have followed up with the grantee, most recently on 10/14/04.
- e Grantee has accounted for \$19,579.80 through 02/29/2004.
- f Grantee has accounted for approximately \$128,023. Staff have requested that the grantee return the unexpended balance, and followed up on 11/3/04.
- g Grantee has accounted for \$138,263.00 through 12/31/2003.
- h Grantee has accounted for \$96,583 through 12/31/03
- i Financial and substantive reports remain outstanding. Staff have followed up on several occasions, most recently on 8/23/04.
- j Grantee has accounted for \$112,830.43 through 12/31/2003.
- k All funds have been fully accounted for; however, grantee has not yet submitted a final narrative report. Staff have followed up on several occasions, most recently on 10/19/04
- l Staff are reviewing more recent reports and considering a request from the grantee for an extension of time to expend the grant funds.
- m Financial and substantive reports remain outstanding. Staff have followed up on several occasions, most recently on 10/14/04.
- n Grantee has accounted for \$12,000 through 03/31/2004.
- o Grantee has accounted for \$50,930.00 through 12/10/2003.

THE ROCKEFELLER FOUNDATION

Identification Number 13-1659629

Statement 12.A / Schedule 5

Page 32 of 32

2003 PAYMENTS

p Grantee has accounted for \$16,736.85 through 12/31/2003.

q Grantee has accounted for approximately \$33,099.18 through 6/30/2004.

r Grantee has accounted for \$63,839.81 through 05/31/2004.

s Grantee has accounted for \$88,102.63 through 03/31/2004.

t Grantee has accounted for \$16,080.00 through 12/31/2003.

u Grantee has accounted for \$79,124.00 through 12/31/2003.

v Grantee has submitted financial and substantive reports that are being reviewed by staff.

w Grantee has submitted financial and substantive reports that are being reviewed by staff.

x Grantee has submitted financial and substantive reports that are being reviewed by staff.

y Grantee has submitted financial and substantive reports that are currently under review by staff.

z Grantee has accounted for \$57,732.84 through 12/31/2003. Staff are currently reviewing subsequent reports submitted by the grantee

aa \$1,946.00 has been paid as a reimbursement of grantee expenses to a third party. With respect to the remainder (\$11,345.80), grantee has accounted for \$3,146.19 through 12/31/2003.

bb Grantee has accounted for \$19,699.82 through 02/29/2004.

cc 833.08 of this amount was paid as reimbursement of grantee expenses to third party vendors; grantee accounted for the balance of \$177,796.81.

dd Staff have followed up on several occasions to request missing financial and substantive reports, most recently on 10/14/04.

ee Grantee has accounted for \$70,335.18 through 11/30/2003.

ff All funds have been fully accounted for; however, grantee has not yet submitted a final narrative report. Staff have followed up on several occasions, most recently on 10/14/04.

gg Grantee has accounted for \$3,735,354.75 through 12/31/2003.

hh Staff are reviewing reports from grantee and considering grantee's request for an extension of time to expend remaining funds.

ii Staff have begun to follow up on financial and substantive reports due after the termination of this grant on 7/31/04.

jj Grantee has accounted for \$39,989.11 through 05/31/2004.

kk Grantee has accounted for \$45,786.34 through 12/31/2003.

ll Grantee has accounted for \$30,520.00 through 12/31/2003.

mm Grantee has accounted for \$31,616.02 through 12/31/2003.

nn Grantee has accounted for \$8,501.71 through 12/31/2003.

oo Grantee has accounted for \$343,914.00 through 06/30/2004.

pp Grantee has submitted accountings through 06/30/2004 reporting \$0.00 expenditures against these funds.

qq Grantee has accounted for \$252,247.00 through 12/31/2003.

rr Grantee has accounted for \$49,323.58 through 02/28/2004 and has returned the unexpended balance of \$676.42 during 2004. No further accounting is required.

ss Grantee has accounted for \$23,562.00 through 12/31/2003.

tt Staff have followed up on financial and substantive reports due following the termination of this grant on 3/31/04, most recently on 10/14/04.

uu Grantee has accounted for \$6,363.45 through 12/31/2003.

vv Grantee has accounted for \$47,520 through 06/30/04, and returned the unexpended balance. No further accounting is required

ww Grantee has reported \$0.00 expenditures through 12/31/2003 against this payment.

xx Grantee has accounted for \$29,372.63, and has returned the unexpended balance of \$1,987.37. No further accounting is required.

yy Interim financial and substantive reports were received on 11/3/04 and are currently undergoing review by staff

zz Grantee has accounted for \$43,000.00 through 04/30/2004.

aaa Grantee has accounted for \$25,958.82 through 12/31/2003

bbb Grantee has accounted for \$17,640.56 through 05/31/2004.

ccc Grantee has accounted for \$37,793.00 through 12/31/2003.

ddd Staff have followed up on financial and substantive reports due following the termination of the grant on 6/30/04, most recently on 10/14/04.

THE ROCKEFELLER FOUNDATION

Identification Number 13-1659629

Statement #12.B

Page 1 of 31

GRANTS TO INDIVIDUALS
(Other Than General Fellowships and Other
Grants to Organizations Earmarked)

2003
PAYMENTS
=====

AFRICA REGIONAL PROGRAM

2001 AR 012

Abdul Rahman Conteh

5,033.27

Institute of Agricultural Research

P.M.B. 540

Freetown, Sierra Leone

to enable him to conduct postdoctoral research at the Institute of Agricultural Research, Sierra Leone, on the use of green manure cropping for sustainable soil management in the humid and sub-humid tropics of West Africa

2001 AR 002

Abebe Getahun

2,500.00

Department of Biology

Addis Ababa University

P.O. Box 1176

Addis Ababa, Ethiopia

to enable him to conduct postdoctoral research at Addis Ababa University on the history and current status of non-indigenous fish in Ethiopia

2001 AR 007

African Kangire

6,000.00

Kawanda Agricultural Research Institute

P.O. Box 7065

Kampala, Uganda

to enable him to conduct postdoctoral research at Kawanda Agricultural Research Institute on farmers' evaluation of elite introduced banana cultivars in Uganda

2001 AR 057

Amos Enock Majule

7,908.00

Institute of Resources Assessment

University of Dar es Salaam

P.O. Box 35097

Dar es Salaam, Tanzania

to enable him to conduct postdoctoral research at the University of Dar es Salaam on restoring soil fertility in cashew producing areas of Southern Tanzania

THE ROCKEFELLER FOUNDATION

Identification Number 13-1659629

Statement #12.B

Page 2 of 31

GRANTS TO INDIVIDUALS
(Other Than General Fellowships and Other
Grants to Organizations Earmarked)

2003
PAYMENTS
=====

AFRICA REGIONAL PROGRAM

2001 AR 001

Anna Andrew Temu

6,000.00

Department of Agricultural Economics and Agribusiness

Sokoine University of Agriculture

P.O. Box 3007

Chuo Kikuu

Morogoro, Tanzania

to enable her to conduct postdoctoral research at Sokoine
University of Agriculture on the effects of market liberalization
within the coffee industry in Tanzania

2001 AR 014

Dominic Fontem

3,076.40

Department of Plant Protection

University of Dschang

P.O. Box 208

Dschang, Cameroon

to enable him to conduct postdoctoral research at the University
of Dschang on the characteristics of *Phytophthora infestans*,
the fungus that causes late blight in potato and tomato crops in
Cameroon

2001 AR 025

Dorcas K Isutsa

4,153.00

Department of Horticulture

Egerton University

P.O Box 536

Njoro, Kenya

to enable her to conduct postdoctoral research at Egerton
University on the micropropagation and field performance of
passion fruit in Kenya

2001 AR 034

Dorothy Nduku Mutisya

5,999.80

Department of Geography

Kenyatta University

P.O. Box 43844

Nairobi, Kenya

to enable her to conduct postdoctoral research at Kenyatta
University on the role of women in soil conservation in the
semi-arid areas of Masinga Dam catchment in Kenya

THE ROCKEFELLER FOUNDATION

Identification Number 13-1659629

Statement #12.B

Page 3 of 31

GRANTS TO INDIVIDUALS
(Other Than General Fellowships and Other
Grants to Organizations Earmarked)

2003
PAYMENTS

=====

AFRICA REGIONAL PROGRAM

2001 AR 073

Geoffrey M. Rukunga

3,826.50

Centre for Traditional Medicine and Drug Research
Kenya Medical Research Institute
P.O. Box 54840

Nairobi, Kenya

to enable him to conduct postdoctoral research at the Kenya
Medical Research Institute on herbal preparations used by
traditional healers to treat malaria in Kenya

2001 AR 010

Geoffrey Muluvi

5,787.38

Biochemistry Department
Kenyatta University
P.O. Box 43844

Nairobi, Kenya

to enable him to conduct postdoctoral research at Kenyatta
University on the determination of genetic diversity in three
indigenous species of Monnina in Kenya

2001 AR 015

Gitonga Nkanata Mburugu

6,000.00

Department of Botany
Kenyatta University
P.O. Box 43844

Nairobi, Kenya

to enable him to conduct postdoctoral research at Kenyatta
University on increasing biological nitrogen fixation and grain
yield in soybeans through the use of Bradyrhizobium inoculants
and rock phosphate

2001 AR 031

Godwin M. Zimba

8,801.28

Department of Biology
Chancellor College
University of Malawi
P.O. Box 280

Zomba, Malawi

to enable him to conduct postdoctoral research at the University
of Malawi on control and management of Zonocerus elegans, a
major pest of cassava in Malawi

THE ROCKEFELLER FOUNDATION

Identification Number 13-1659629

Statement #12.B

Page 4 of 31

GRANTS TO INDIVIDUALS
(Other Than General Fellowships and Other
Grants to Organizations Earmarked)

2003

PAYMENTS

=====

AFRICA REGIONAL PROGRAM

2001 AR 076

Grace Mbagaya

2,743.67

Department of Home Science and Technology

Chepkoiel Campus

Moi University

P.O. Box 1125

Eldoret, Kenya

to enable her to conduct postdoctoral research at Moi University
on improving child nutrition in Marachi Central location in
western Kenya

2001 AR 006

Grace Njeri Thoithi

6,000.00

Faculty of Pharmacy

College of Health Sciences

University of Nairobi

P.O. Box 19676

Nairobi, Kenya

to enable her to conduct postdoctoral research at the University
of Nairobi on the anthelmintic activity of selected traditional
medicinal plants in Kenya

2001 AR 003

Jean Mianikpo Sogbedji

12,188.85

1922 South Orchard Street, Apt D

(Benin)

Urbana, Illinois 61801

to enable him to conduct postdoctoral research at the University
of Benin on sustaining maize yields in smallholder cropping
systems in Togo

2002 AR 008

Loise P W. Gichuhi

1,242.00

University of Nairobi

College of Education and External Studies

P.O. Box 30197

Nairobi, Kenya

toward the costs of a research project on fertility and child
schooling in Kenya

THE ROCKEFELLER FOUNDATION

Identification Number 13-1659629

Statement #12.B

Page 5 of 31

GRANTS TO INDIVIDUALS
(Other Than General Fellowships and Other
Grants to Organizations Earmarked)

2003

PAYMENTS

=====

AFRICA REGIONAL PROGRAM

2001 AR 016

Margaret Mulaa

6,000.00

National Agricultural Research Centre

P.O. Box 450

Kitale, Kenya

to enable her to conduct postdoctoral research at the Kenya
Agricultural Research Institute on the development of
community-based integrated pest management technologies for
vegetables, working with farmers in North Rift Kenya

2001 AR 013

Mary Magdalene Opondo

6,000.00

Department of Geography

University of Nairobi

P.O. Box 30197

Nairobi, Kenya

to enable her to conduct postdoctoral research at the University
of Nairobi on the gender implications of contract farming in the
tobacco-growing areas of Kenya

2001 AR 035

Minam Kinyua

5,848.69

National Plant Breeding Research Institute

Kenya Agricultural Research Institute

P.O. Njoro

Njoro, Kenya

to enable her to conduct postdoctoral research at Kenya
Agricultural Research Institute on the use of root and shoot
characteristics to select wheat varieties and lines for marginal
areas of Kenya

2002 AR 061

Moses Kizza Musaaazi

10,000.00

P.O. Box 21049

Kampala, Uganda

for a project to develop environmentally sound technology that
will facilitate the provision of gender-sensitive sanitation
facilities in primary schools in Uganda, thereby assisting in the
effective management of sexual maturation and promoting
better hygiene in those schools

THE ROCKEFELLER FOUNDATION

Identification Number 13-1659629

Statement #12.B

Page 6 of 31

GRANTS TO INDIVIDUALS
(Other Than General Fellowships and Other
Grants to Organizations Earmarked)

2003

PAYMENTS

=====

AFRICA REGIONAL PROGRAM

2001 AR 058

Peter K. Gathumbi

9,779.28

Department of Veterinary Pathology
University of Nairobi
P.O. Box 29053

Nairobi, Kenya

to enable him to conduct postdoctoral research at the University
of Nairobi on the efficacy and safety of medicinal plant extracts
used to treat East Coast fever in Kenya

2001 AR 022

Philip Wandahwa

5,967.22

Department of Soil Science
Egerton University
P.O. Box 536

Njoro, Kenya

to enable him to conduct postdoctoral research at Egerton
University on increasing soybean yields through soil fertility
improvement and land use management in Kakamega District,
Kenya

2001 AR 070

Samuel Mungai Karuki

7,337.00

Centre for Microbiology Research
Kenya Medical Research Institute
P.O. Box 43640

Nairobi, Kenya

to enable him to conduct postdoctoral research at the Kenya
Medical Research Institute on the accuracy of typhoid diagnosis
in Kenya

2001 AR 081

Silas Oluka

10,903.00

Department of Science and Technical Education
Makerere University
P.O. Box 7062

Kampala, Uganda

to enable him to undertake postdoctoral research at Makerere
University on physics teaching in Uganda

THE ROCKEFELLER FOUNDATION

Identification Number 13-1659629

Statement #12.B

Page 7 of 31

GRANTS TO INDIVIDUALS
(Other Than General Fellowships and Other
Grants to Organizations Earmarked)

2003

PAYMENTS

=====

AFRICA REGIONAL PROGRAM

2001 AR 055

Silas Simiyu

5,844.53

Kenya Electricity Generating Company
Olkaria Geothermal Project
P.O. Box 1202

Naivasha, Kenya

to enable him to conduct postdoctoral research at the Kenya
Electricity Generating Company, Ltd. on the use of
micro-seismic monitoring for geothermal exploration in Kenya

2001 AR 033

Thomas F. Nyaki Thoruwa

12,588.12

Appropriate Technology Centre
Kenyatta University
P.O. Box 43844

Nairobi, Kenya

to enable him to conduct postdoctoral research at Kenyatta
University on the development and testing of a solar-biomass
drier for pyrethrum in Kenya

2001 AR 074

Victor Konde

5,562.70

Chemistry Department
School of Natural Sciences
University of Zambia
P.O. Box 32379

Lusaka, Zambia

to enable him to conduct postdoctoral research at the University
of Zambia on the molecular genetic characterization of
Plasmodia spp. isolates and their tolerance to anti-malaria
drugs

2001 AR 071

Vikash Sewram

4,669.00

PROMEC Unit
Medical Research Council
P.O. Box 19070, Tygerberg, 7505

South Africa

to enable him to conduct postdoctoral research at the Medical
Research Council of South Africa on dietary and medicinal wild
plants as risk factors for esophageal cancer

THE ROCKEFELLER FOUNDATION

Identification Number 13-1659629

Statement #12.B

Page 8 of 31

GRANTS TO INDIVIDUALS
(Other Than General Fellowships and Other
Grants to Organizations Earmarked)2003
PAYMENTS
-----AFRICA REGIONAL PROGRAM

2001 AR 075

Wairimu Muita

8,324.00

P.O. Box 67357

Nairobi, Kenya

to enable her to conduct postdoctoral research at Population
Communication Africa on sexuality socialization among
pre-teenage girls in Kenya

2001 AR 032

Wellington N. Ekaya

8,470.70

Department of Range Management

University of Nairobi

P.O. Box 29053

Nairobi, Kenya

to enable him to conduct postdoctoral research at the University
of Nairobi on land use and land tenure changes in Kajiado
District, Kenya

2001 AR 011

William Wamala Wagoire

6,000.00

Namulonge Agricultural and Animal

Production Research Institute

Kalengyere Research Station

P.O. Box 722

Kabale, Uganda

to enable him to conduct postdoctoral research at the
Namulonge Agricultural and Animal Production Research
Institute on the generation and dissemination of improved wheat
production technology in Uganda

TOTAL: AFRICA REGIONAL PROGRAM

200,554.39

AFRICAN INITIATIVES

RF 97034 #866

Aggrey J.D. Ambali

6,000.00

Department of Biology

University of Malawi

P.O. Box 280

Zomba, Malawi

to enable him to conduct postdoctoral research at the University
of Malawi on the effectiveness of protective reserves for the
recovery of commercially important small cichlid species in
Lake Malombe, Malawi

THE ROCKEFELLER FOUNDATION

Identification Number 13-1659629

GRANTS TO INDIVIDUALS
(Other Than General Fellowships and Other
Grants to Organizations Earmarked)

Statement #12.B
Page 9 of 31

2003

PAYMENTS

=====

AFRICAN INITIATIVES

RF 97034 #831

Alexander Naty

4,479.80

University of Asmara

Asmara, Entrea

to enable him to conduct postdoctoral research at the University
of Asmara on the discourse on environment and ecology
among the Kunama people of western Kenya

RF 97034 #829

Christine Ouedraogo

-3,029.32

Unité d'Enseignement et de Recherche en Démographie (UERD)
BP 7118

Ouagadougou, Burkina Faso

to enable her to conduct research at Unité d'Enseignement et
de Recherche en Démographie (UERD) on how loans empower
women in Bazega in rural Burkina Faso

RF 98036 #876

Daniel Matthews Jamu

7,848.61

ICLARM, The World Fish Center

P. O. Box 229

Zomba, Malawi

to enable him to conduct postdoctoral research at the
International Center for Living Aquatic Resources Management
concerning nitrogen use and efficiency and retention in
integrated aquaculture/agniculture systems in Malawi

RF 96022 #760

Francis N Wegulo

5,312.99

Geography Department

Egerton University

P.O. Box 536

Njoro, Kenya

to enable him to conduct postdoctoral research at Egerton
University on energy and development in rural areas of Kenya

RF 98036 #886

Ishmail Mahiri

5,580.16

Geography Department

Kenyatta University

P.O. Box 43844

Nairobi, Kenya

to enable him to conduct postdoctoral research at Kenyatta
University concerning community fuelwood resource
management in Nyando District, Kenya

THE ROCKEFELLER FOUNDATION

Identification Number 13-1659629

Statement #12.B

Page 10 of 31

GRANTS TO INDIVIDUALS
(Other Than General Fellowships and Other
Grants to Organizations Earmarked)

2003
PAYMENTS

=====

AFRICAN INITIATIVES

RF 98036 #884

James Tumwine

6,000.00

P.O. Box 28623

Kampala, Uganda

to enable him to conduct postdoctoral research at the Kawanda
Agricultural Research Institute on the resistance of tomatoes to
late blight disease in Uganda

RF 96022 #738

John Johnson Hakiza

-6,000.00

Kawanda Research Institute

P.O. Box 7065

Kampala, Uganda

for an African Career Award to enable him to conduct
postdoctoral research at the Namulonge Agriculture and Animal
Production Research Institute on the generation and transfer of
potato technology in Uganda

RF 98036 #875

Joseph Oryokot

7,959 75

National Agricultural Advisory Services

P.O. Box 25235

Kampala, Uganda

to enable him to conduct postdoctoral research at Makerere
University on the use of animal draught technology to improve
weed management in finger millet in Uganda

RF 97034 #850

Linus Muriithi

6,000.00

Kenya Agricultural Research Institute

Regional Research Centre

P.O. Box 27

Embu, Kenya

to enable him to conduct postdoctoral research at the Kenya
Agricultural Research Institute on the development and
improvement of integrated management strategies for Irish
potato bacterial wilt in Kenya

RF 97034 #865

Louis Mumera

2,391.00

Egerton University

P.O. Box 536

Njoro, Kenya

to enable him to conduct postdoctoral research at Egerton
University on soil fertility replenishment and weed control in
maize-based cropping systems in western Kenya

THE ROCKEFELLER FOUNDATION

Identification Number 13-1659629

Statement #12.B

Page 11 of 31

GRANTS TO INDIVIDUALS
(Other Than General Fellowships and Other
Grants to Organizations Earmarked)

2003
PAYMENTS
=====

AFRICAN INITIATIVES

RF 97034 #861

Paul Manda

5,402.35

University of Dar es Salaam

P.O. Box 35092

Dar es Salaam, Tanzania

to enable him to conduct postdoctoral research at the University
of Dar es Salaam on the relationship between modern
contraceptive use and women's empowerment in Dodoma
Municipality, Tanzania

RF 98036 #871

Rwenge Mburano

6,000.00

IFORD

University of Yaounde II

Yaounde, Cameroon

to enable him to conduct postdoctoral research at the University
of Yaounde II on gender relations, women's status and
contraceptive use in Cameroon

TOTAL: AFRICAN INITIATIVES

53,945.34

AGRICULTURAL SCIENCES

RF 97001 #588

Arunendra Nath Lahiri Majumder

-2,100.00

Department of Botany

Bose Institute

93/1, A.P.C. Road

Calcutta, India 700 009

for a Biotechnology Career Fellowship in Agricultural Sciences,
to study inositol metabolism in relation to environmental stress
in rice (*Oryza sativa*), under the direction of Dr. Hans Bohnert,
Department of Biochemistry, University of Arizona, Tucson

AS 9909

Sule Ochai

-28 74

15-L Graduate Circle

State College, Pennsylvania 16801

to support continued research in natural resource and
environment economics

THE ROCKEFELLER FOUNDATION

Identification Number 13-1659629

Statement #12.B

Page 12 of 31

GRANTS TO INDIVIDUALS
(Other Than General Fellowships and Other
Grants to Organizations Earmarked)

2003

PAYMENTS

AGRICULTURAL SCIENCES

RF 98009 #10

Webster Denis Sakala

2,906.91

Maize Commodity Team

Chitedze Agricultural Research Station

P. O. Box 158

Lilongwe, Malawi

for a Career Development Fellowship in the Agricultural
Sciences to develop an appropriate laboratory analysis
component for the Malawi Maize Commodity Team based at
Chitedze Agricultural Research Station

TOTAL: AGRICULTURAL SCIENCES

778.17

ASSETS & CAPACITIES

2003 AC 604

Anna Maria Maiolino

2,821.06

rua Presidente Carlos de Campos 13

Ap 501

Rio de Janeiro, Brazil 22231-080

toward the costs of travel for three individuals from Brazil to
participate in the team residency, "Sine Die: A Multimedia
Work," to be held at the Bellagio Study and Conference Center,
June 2003

2003 AC 615

Daniel B. Carr

2,442.52

New England Medical Center

Department of Anesthesia

750 Washington Street

Boston, Massachusetts 02111

toward the costs of travel for two individuals from developing
countries to participate in the conference, "Narrative, Pain and
Suffering," to be held at the Bellagio Study and Conference
Center, Italy, October 2003

2003 AC 601

Ruth Simmons

19,990.69

University of Michigan

Dept of Health Behavior and Health Education

School of Public Health

1420 Washington Heights

Ann Arbor, Michigan 48109-2029

toward the costs of travel for 11 individuals from developing
countries to participate in the conference, "From Pilot Projects
to Policies and Programs: Strategies for Scaling Up
Innovations in Health Service Delivery," to be held at the
Bellagio Study and Conference Center, Italy, March and April
2003

THE ROCKEFELLER FOUNDATION

Identification Number 13-1659629

Statement #12.B

Page 13 of 31

GRANTS TO INDIVIDUALS
(Other Than General Fellowships and Other
Grants to Organizations Earmarked)

2003

PAYMENTS

=====

ASSETS & CAPACITIES

2003 AC 603

Tukufu Zuben

2,237.04

African Census Analysis Project

Population Studies Center

University of Pennsylvania

3718 Locust Walk

Philadelphia, Pennsylvania 19104-6298

to supplement an earlier grant for the costs of simultaneous
translation for the team residency, "Demography and Health in
Africa," held at the Bellagio Study and Conference Center, Italy,
December 2002

2002 AC 622

Tukufu Zuberi

-2,237.04

African Census Analysis Project

Population Studies Center

University of Pennsylvania

3718 Locust Walk

Philadelphia, Pennsylvania 19104-6298

toward the cost of simultaneous translation for the team
residency, "Demography and Health in Africa," held at the
Bellagio Study and Conference Center, December 2002

2003 AC 612

Zvia Breznitz

4,308.22

University of Haifa

Faculty of Education

Neurocognitive Laboratory

Mount Carmel

Haifa, Israel 31905

toward the costs of travel for nine individuals from the Middle
East to participate in the team residency, "Developing, Norming
and Dissemination of Diagnostic and Prognostic Tests for
Learning Disabilities in Palestinian and Israeli Children and
Youth," to be held at the Bellagio Study and Conference Center,
Italy, July and August 2003

TOTAL. ASSETS & CAPACITIES

29,562.49BUILDING DEMOCRACY

RF 99026 #110

Annie Lanzillotto

1,728.78

133 7th Avenue

Brooklyn, New York 11215

to participate in the four modules of the Next Generation
Leadership program

THE ROCKEFELLER FOUNDATION

Identification Number 13-1659629

Statement #12.B

Page 14 of 31

GRANTS TO INDIVIDUALS
(Other Than General Fellowships and Other
Grants to Organizations Earmarked)

2003

PAYMENTS

=====

BUILDING DEMOCRACY

RF 99026 #127

Cara Page

867.50

704 Shepherd Street (Apt. 1)

Durham, North Carolina 27701

to participate in the four modules of the Next Generation
Leadership program

RF 99026 #117

Carmen Ramirez

1,213.00

1823 Spruce Street

Longmont, Colorado 80501

to participate in the four modules of the Next Generation
Leadership program

RF 99026 #105

Gillian Caldwell

1,744.30

Witness

Lawyers Committee for Human Rights

333 Seventh Avenue

13th Floor

New York, New York 10001-5004

to participate in the four modules of the Next Generation
Leadership program

RF 99026 #115

Hez Norton

2,213.81

24 Alveston Street

Jamaica Plain, Massachusetts 02130

to participate in the four modules of the Next Generation
Leadership program

RF 99026 #102

Jay Alire

1,213.00

5392 Quitman Street

Denver, Colorado 60212

to participate in the four modules of the Next Generation
Leadership program

THE ROCKEFELLER FOUNDATION

Identification Number 13-1659629

Statement #12.B

Page 15 of 31

GRANTS TO INDIVIDUALS
(Other Than General Fellowships and Other
Grants to Organizations Earmarked)

2003

PAYMENTS

=====

BUILDING DEMOCRACY

RF 99026 #101

Karin Aguilar-San Juan

1,312.81

2062 Marshall Avenue #22

St. Paul, Minnesota 55104-5749

to participate in the four modules of the Next Generation
Leadership program

RF 99026 #109

Kenneth Johnson

548.56

3250 N. Richards Street

Milwaukee, Wisconsin 53212

to participate in the four modules of the Next Generation
Leadership program

RF 99026 #114

Kimberly Miyoshi

846.36

635 Irving Street #1

San Francisco, California 94122

to participate in the four modules of the Next Generation
Leadership program

RF 99026 #103

Pablo Alvarado

1,084.21

593 North Holliston Avenue

Apt. B

Pasadena, California 91106

to participate in the four modules of the Next Generation
Leadership program

RF 99026 #123

Rhea Williams-Bishop

926.04

512 Giles Drive

Madison, Mississippi 39201

to participate in the four modules of the Next Generation
Leadership program

RF 99026 #126

Sarah Ludwig

1,644.30

50 Park Terrace West (#3C)

New York, New York 10034

to participate in the four modules of the Next Generation
Leadership program

THE ROCKEFELLER FOUNDATION

Identification Number 13-1659629

Statement #12.B

Page 16 of 31

GRANTS TO INDIVIDUALS
(Other Than General Fellowships and Other
Grants to Organizations Earmarked)

2003

PAYMENTS

BUILDING DEMOCRACY

RF 99026 #120

Sarah Van de Wetering

1,378.19

2717 Raymond Avenue

Missoula, Montana 59802

to participate in the four modules of the Next Generation
Leadership program

RF 98037 #70

Sasha Khokha

-1,641.68

640 Anderson St.

San Francisco, California 94110

for participation in the Next Generation Leadership program

RF 99026 #108

Taj James

804.36

1187 South Van Ness

San Francisco, California 94110

to participate in the four modules of the Next Generation
Leadership program

RF 99026 #118

Thomas Saenz

1,161.50

31 South Meridian Avenue

Alhambra, California 91801

to participate in the four modules of the Next Generation
Leadership program

RF 99026 #111

William MacAdams

912.50

688 Orange Street, #3

New Haven, Connecticut 06511

to participate in the four modules of the Next Generation
Leadership program

TOTAL BUILDING DEMOCRACY

17,957.54

THE ROCKEFELLER FOUNDATION

Identification Number 13-1659629

Statement #12.B

Page 17 of 31

GRANTS TO INDIVIDUALS
(Other Than General Fellowships and Other
Grants to Organizations Earmarked)

2003
PAYMENTS

=====

CREATIVITY & CULTURE

| | |
|---|-----------|
| 2002 CC 034
Andrew Millington
43 Peter Parley Road, #1
Jamaica Plain, Massachusetts 02130
toward the costs of "Zumbi's Dream," a narrative film about a
Caribbean immigrant and a young African-American woman
caring for her Alzheimer's-afflicted grandfather | 17,500.00 |
| 2002 CC 018
Camille Utterback
345 Smith Street, #2
Brooklyn, New York 11231
toward the costs of "Potent Objects," a series of interactive
objects that explore the anxiety provoked by machines that can
feel or emote | 17,500.00 |
| 2002 CC 026
Craig Baldwin
992 Valencia Street
San Francisco, California 94110
toward the costs of "Kooky Spooks," a narrative feature film that
satirizes the espionage genre | 17,500.00 |
| 2002 CC 029
Curtis Choy
1824 S. Cordova Street
Alhambra, California 91801
toward the costs of "What's Wrong With Frank Chin (a.k.a.
WWW Frank Chin)," a documentary about the author Frank
Chin, a controversial pioneer of Asian-American literature,
theater and film | 17,500.00 |
| 2002 CC 016
Daniel J. Sandin
University of Illinois
851 S. Morgan Street, RM 1120 SEO
Chicago, Illinois 60607-7053
toward the costs of "Looking for Water 2," a virtual reality, 3-D
installation that takes the participant through a journey that
begins in outer space and ends in the islands of northern Lake
Michigan | 17,500.00 |

THE ROCKEFELLER FOUNDATION

Identification Number 13-1659629

Statement #12.B

Page 18 of 31

GRANTS TO INDIVIDUALS
(Other Than General Fellowships and Other
Grants to Organizations Earmarked)

2003

PAYMENTS

= = = = =

CREATIVITY & CULTURE

2002 CC 033

Deborah Hoffmann and Frances Reid

17,500.00

c/o Iris Films

2600 Tenth Street, Suite 413

Berkeley, California 94710

toward the costs of "The Women's Voices Project," a
documentary that explores the events of September 11 through
the writings and voices of women from Afghanistan, Israel,
Palestine and the United States

2002 CC 017

Gabriel Lopez-Shaw

17,500.00

P.O. Box 103

Wadsworth, Nevada 89442

toward the costs of "Indigenous Movement: Gwich'in," the first
in a series of DVDs documenting indigenous lifestyles and how
the indigenous movement is addressing global issues

2002 CC 032

Janie Geiser

17,500.00

1938 North Commonwealth Avenue

Los Angeles, California 90027

toward the costs of "Magnetic Sleep," a short experimental film
that will incorporate animation, puppets, live actors and painted
figures to create a pictographic narrative about a woman
hypnotist who alternately relishes her power and is frightened
by it

2002 CC 031

Jeanne C. Finley and John Muse

17,500.00

156 Wool Street

San Francisco, California 94110

toward the costs of "Age of Consent," an experimental
documentary that explores power, abuse and gender roles in
the early 1970s

2002 CC 039

Kimi Takesue

17,500.00

369 West 36th Street, #3S

New York, New York 10018

toward the costs of "Skipping Stones," a short narrative film
about a woman who drifts on the fringes of society

THE ROCKEFELLER FOUNDATION

Identification Number 13-1659629

Statement #12.B

Page 19 of 31

GRANTS TO INDIVIDUALS
(Other Than General Fellowships and Other
Grants to Organizations Earmarked)

2003

PAYMENTS

=====

CREATIVITY & CULTURE

2002 CC 038

Nida Sinnokrot

12,500.00

98 Graham Avenue

Brooklyn, New York 11206

toward the costs of "Grounds," a moving image installation that explores the formation of identity for immigrants and refugees who are striving to bridge the gaps of experience that polarize people based on ethnicity

2002 CC 013

Paul De Mannis

17,500.00

P.O. Box 42-4323

San Francisco, California 94142

toward the costs of a multi-media installation that explores how technologies grow out of dreams

2002 CC 014

Perry Hoberman

17,500.00

167 North Ninth Street, #10

Brooklyn, New York 11211

toward the costs of "Table of Contents," an interactive multi-media installation that explores the tension between form and content, and how packaging can be deceiving

2002 CC 037

Richard G. Rowley

17,500.00

56 Walker Street, 4th Floor

New York, New York 10013

toward the costs of "We Were Born in the Night," a video documentary about globalization that intertwines voices and experiences from five world-wide movements

2002 CC 015

Sara Roberts

17,500.00

890 North Mentor Avenue

Pasadena, California 91104

toward the costs of "The 20 to 20 Project," a multi-media experiment with collective communication in both physical and virtual space that challenges the primacy of personal identity

THE ROCKEFELLER FOUNDATION

Identification Number 13-1659629

Statement #12.B

Page 20 of 31

GRANTS TO INDIVIDUALS
(Other Than General Fellowships and Other
Grants to Organizations Earmarked)

2003
PAYMENTS
=====

CREATIVITY & CULTURE

2002 CC 028

William A. Brown

17,500.00

4619 - 94th Street

Lubbock, Texas 79424

toward the costs of "This Side of the Border," an experimental documentary about the Shadow Wolves, a group of Native Americans employed by the U.S. Customs Service to patrol the border between the Tohono O'odham Indian Reservation in southern Arizona and the deserts of northern Mexico

TOTAL CREATIVITY & CULTURE

275,000.00

FOOD SECURITY

2003 FS 035

Abraham Blum

25,300.00

P. O. Box 16246

Tel Aviv, Israel 61 162

toward the costs of maintaining a web site to service the information and communication needs of scientists working to create more resilient crop species for less favorable environments worldwide, with emphasis on drought tolerance in cereals

2002 FS 016

Callistus Ogot

8,000.00

Department of Zoology

Kenyatta University

P.O. Box 43844

Nairobi, Kenya

for an African Career Award to enable him to conduct postdoctoral research at Kenyatta University on conservation of the biological resources of Mfangano Island, Kenya

2001 FS 128

Daniel Njiru Mugendi

13,727.00

Department of Environmental Foundation

Kenyatta University

P.O. Box 43844

Nairobi, Kenya

to enable him to conduct postdoctoral research at Kenyatta University on the use of agroforestry for enhanced soil productivity in Kenya

THE ROCKEFELLER FOUNDATION

Identification Number 13-1659629

Statement #12.B

Page 21 of 31

GRANTS TO INDIVIDUALS
(Other Than General Fellowships and Other
Grants to Organizations Earmarked)

2003
PAYMENTS

FOOD SECURITY

2002 FS 004

Dick Sserunkuuma

6,000 00

Department of Agricultural Economics

Makerere University

P.O. Box 7062

Kampala, Uganda

for an African Career Award to enable him to conduct
postdoctoral research at Makerere University on the
determinants and impacts of farmers' choice of land
management techniques in maize-based production systems in
Uganda

2001 FS 082

Florence Muranga

5,631.00

Department of Food Science and Technology

Makerere University

P.O. Box 7062

Kampala, Uganda

to enable her to conduct postdoctoral research at Makerere
University on the use of processed bananas to improve nutrition
in Uganda

2001 FS 133

Francisco Guevara Hernandez

15,115.08

CRUS-Chapingo

A.P. 592

C.P. 68000

Centro

Oaxaca de Juarez

Oaxaca, Mexico

toward the costs of his Ph.D. research at the Research School
for Resource Studies for Development in the Netherlands on
the development and improvement of smallholder farming
systems in southern Mexico

2001 FS 183

George Bigirwa

10,812 00

Namulonge Agricultural and Animal Production Research Institute

(NAAARI)

P. O. Box 7084

Kampala, Uganda

for an African Career Award to enable him to undertake
postdoctoral research at the Namulonge Agricultural and
Animal Production Research Institute on the occurrence and
source of fungal rots and their impact on maize production in
Uganda

THE ROCKEFELLER FOUNDATION

Identification Number 13-1659629

Statement #12.B

Page 22 of 31

GRANTS TO INDIVIDUALS
(Other Than General Fellowships and Other
Grants to Organizations Earmarked)

2003
PAYMENTS
=====

FOOD SECURITY

2002 FS 005

George Odwar Ayaga

9,494.00

National Agricultural Research Laboratories

Kenya Agricultural Research Institute

P.O. Box 14733

Nairobi, Kenya

for an African Career Award to enable him to conduct
postdoctoral research at the Kenya Agricultural Research
Institute on the long-term impact of land management on soil
fertility in Kenya

2001 FS 141

James M. Ssebuliba

3,960.00

Department of Crop Science

Makerere University

P.O. Box 7062

Kampala, Uganda

for an African Career Award to enable him to conduct
postdoctoral research at Makerere University on the nutritional
potential of selected beta-carotene rich sweet potato varieties in
Uganda

2002 FS 003

Mary Christine Akemo

10,310.00

Horticultural Research Programme

Kawanda Agricultural Research Institute

P.O. Box 7065

Kampala, Uganda

for an African Career Award to enable her to undertake
postdoctoral research at Kawanda Agricultural Research
Institute on potential cover crops for weed control in annual and
perennial horticultural crop production in Uganda

2001 FS 185

Moses Imo

11,245.00

Department of Forestry

Moi University

P.O. Box 1125

Eldoret, Kenya

for an African Career Award to enable him to undertake
postdoctoral research at Moi University on the sustainable
management of Mt. Elgon Forest, Kenya

THE ROCKEFELLER FOUNDATION

Identification Number 13-1659629

Statement #12.B

Page 23 of 31

GRANTS TO INDIVIDUALS
(Other Than General Fellowships and Other
Grants to Organizations Earmarked)

2003

PAYMENTS

=====

FOOD SECURITY

2001 FS 186

Mussolini Kithome

8,709 84

Department of Soil Science

University of Nairobi

P.O. Box 30197

Nairobi, Kenya

for an African Career Award to enable him to conduct research
at the University of Nairobi on the use of composted domestic
garbage for soil fertility improvement in Kenya

2001 FS 179

Paul Mapfumo

10,071.00

Department of Soil Science and Agricultural Engineering

University of Zimbabwe

P.O. Box MP 167

Mt. Pleasant

Harare, Zimbabwe

for an African Career Award to enable him to conduct
postdoctoral research at the University of Zimbabwe on the use
of non-cultivated herbaceous legumes to increase soil fertility in
smallholder cropping systems in Zimbabwe

TOTAL: FOOD SECURITY

138,374.92

GLOBAL INCLUSION

2003 GI 016

Jennifer Washburn

12,000.00

529 Fifth Street

Apt. 4L

Brooklyn, New York 11215

to complete a book on the privatization of the university and its
impact on academic freedom and scientific inquiry

2001 GI 029

Jennifer Washburn

3,750.00

529 Fifth Street

Apt. 4L

Brooklyn, New York 11215

to conduct research for a book on the privatization of the
university and its impact on academic freedom and scientific
inquiry

TOTAL: GLOBAL INCLUSION

15,750 00

THE ROCKEFELLER FOUNDATION

Identification Number 13-1659629

Statement #12.B

Page 24 of 31

GRANTS TO INDIVIDUALS
(Other Than General Fellowships and Other
Grants to Organizations Earmarked)

2003
PAYMENTS
=====

SOUTHEAST ASIA REGIONAL PROGRAM

2003 SE 031

Dararith Kim-Yeat

20,400.00

5 Montee des Chenes

84100

Vaison la Romaine, France

to undertake research on the relationship between human
rights, labor and international trade laws in the context of
economic integration in the Greater Mekong Sub-region

TOTAL: SOUTHEAST ASIA REGIONAL PROGRAM

20,400.00

SPECIAL PROGRAMS

2001 SP 328

Affredie H. Davis

814.50

210 Boone Street

Berea, Kentucky 40403

to enable him to participate in the four modules of the Next
Generation Leadership program

2001 SP 326

Alvin Warren

3,380.77

PO Box 913

Espanola, New Mexico 87532

to enable him to participate in the four modules of the Next
Generation Leadership program

2001 SP 308

Andrea G. Black

2,152.83

P. O. Box 1711

Florence, Arizona 85232

to enable her to participate in the four modules of the Next
Generation Leadership program

2001 SP 304

David Anzamedi

1,417.95

6109 N. Cynthia Street

McAllen, Texas 78504

to enable him to participate in the four modules of the Next
Generation Leadership program

THE ROCKEFELLER FOUNDATION

Identification Number 13-1659629

Statement #12.B

Page 25 of 31

GRANTS TO INDIVIDUALS
(Other Than General Fellowships and Other
Grants to Organizations Earmarked)

2003
PAYMENTS
=====

SPECIAL PROGRAMS

| | |
|--|----------|
| 2001 SP 305
Diana MTK Autin
9 Lexiton Avenue
Montclair, New Jersey 07042
to enable her to participate in the four modules of the Next
Generation Leadership program | 2,868.45 |
| 2001 SP 314
Evie Hantzopoulos
32-39 33rd Street
Astoria, New York 11106
to enable her to participate in the four modules of the Next
Generation Leadership program | 2,544.92 |
| 2001 SP 307
Gwenn A. Baldwin
603 S. Highlander Avenue
Los Angeles, California 90036
to enable her to participate in the four modules for the Next
Generation Leadership program | 2,028.80 |
| 2001 SP 309
JoAnn K. Chase
1801 16th Street, N.W.
Washington, DC 20009
to enable her to participate in the four modules of the Next
Generation Leadership program | 1,099.50 |
| 2001 SP 324
Jon A. Stout
3030 3rd Street
Boulder, Colorado 80304
to enable him to participate in the four modules of the Next
Generation Leadership program | 3,213.00 |
| 2001 SP 327
Joseph Youngblood II
4038 Ford Road
Philadelphia, Pennsylvania 19131
to enable him to participate in the four modules of the Next
Generation Leadership program | 145.76 |

THE ROCKEFELLER FOUNDATION

Identification Number 13-1659629

Statement #12.B

Page 26 of 31

GRANTS TO INDIVIDUALS
(Other Than General Fellowships and Other
Grants to Organizations Earmarked)

2003
PAYMENTS
=====

SPECIAL PROGRAMS

| | |
|---|----------|
| 2001 SP 313
Mark W. Griffith
1238 Dean Street
Brooklyn, New York 11216
to enable him to participate in the four modules of the Next
Generation Leadership program | 3,179.50 |
| 2001 SP 312
Moises Gonzales
Rt. 5 Box 443
Espanola, New Mexico 87532
to enable him to participate in the four modules of the Next
Generation Leadership program | 1,203.17 |
| 2001 SP 310
Raymond A. Colmenar
7 Veteran Way
Oakland, California 94620
to enable him to participate in the four modules of the Next
Generation Leadership program | 2,960.81 |
| 2001 SP 322
Renee M. Saucedo
3321 17th Street #15
San Francisco, California 94110
to enable her to participate in the four modules of the Next
Generation Leadership program | 701.50 |
| 2001 SP 320
Shaun Paul
54 Springfield Street
Somerville, Massachusetts 02143
to enable him to participate in the four modules of the Next
Generation Leadership program | 1,771.09 |

THE ROCKEFELLER FOUNDATION

Identification Number 13-1659629

Statement #12.B

Page 27 of 31

GRANTS TO INDIVIDUALS
(Other Than General Fellowships and Other
Grants to Organizations Earmarked)

2003

PAYMENTS

=====

SPECIAL PROGRAMS

2001 SP 330

Son Minh Le

3,343.50

494 Wickson Avenue

Oakland, California 94610

to enable him to attend the four modules of the Next Generation
Leadership program

TOTAL: SPECIAL PROGRAMS

32,826.05WORKING COMMUNITIES

2003 WC 165

Brandon Roberts and Associates

95,000.00

4818 Drummond Avenue

Chevy Chase, Maryland 20815

toward support of its Working Poor Families project, which uses
a framework of indicators to assess state efforts to assist the
working poor to achieve economic self-sufficiency

2002 WC 305

Cynthia Chung-Mi Choi

12,391.02

1119 Albany Street, Apt. 305

Los Angeles, California 90015

to participate in the four modules of the Next Generation
Leadership program

2002 WC 318

David L. Muhammad

11,737.37

515 Alamo Street

Richmond, California 94801

to participate in the four modules of the Next Generation
Leadership program

2002 WC 315

Dianthe Dawn Martinez

13,418.85

127 South Valley Road

West Orange, New Jersey 07052

to participate in the four modules of the Next Generation
Leadership program

THE ROCKEFELLER FOUNDATION

Identification Number 13-1659629

Statement #12.B

Page 28 of 31

GRANTS TO INDIVIDUALS
(Other Than General Fellowships and Other
Grants to Organizations Earmarked)

2003

PAYMENTS

=====

WORKING COMMUNITIES

2002 WC 303

Elizabeth Harriet Canner

11,107.22

164 Hudson Street

Somerville, Massachusetts 02144

to participate in the four modules of the Next Generation
Leadership program

2002 WC 323

Gail Small

12,881.16

P.O. Box 667

Lame Deer, Montana 59043

to participate in the four modules of the Next Generation
Leadership program

2002 WC 316

Gepsie Morisset Metellus

13,360.89

74 N.W. 108th Street

Miami Shores, Florida 33168

to participate in the four modules of the Next Generation
Leadership program

2002 WC 317

Hilary Anne Morgan

11,120.87

3415 Rosella Street

Anchorage, Alaska 99504

to participate in the four modules of the Next Generation
Leadership program

2002 WC 312

Jacqueline S. Kaplan

10,526.78

2128 West Summerdale Avenue

Chicago, Illinois 60625

to participate in the four modules of the Next Generation
Leadership program

2002 WC 322

John Palacio Rodriguez

12,203.17

77 Drexmore Road

Rochester, New York 14610-1214

to participate in the four modules of the Next Generation
Leadership program

THE ROCKEFELLER FOUNDATION

Identification Number 13-1659629

Statement #12.B

Page 29 of 31

GRANTS TO INDIVIDUALS
(Other Than General Fellowships and Other
Grants to Organizations Earmarked)

2003

PAYMENTS

- - - - -

WORKING COMMUNITIES

2002 WC 306

Joseph Wayne Daniels, Jr.

13,366.31

14629 Stonewall Drive

Silver Spring, Maryland 20905

to participate in the four modules of the Next Generation
Leadership program

2002 WC 301

Karen Lynn Bohlke

13,143.74

2113 13th Avenue South

Seattle, Washington 98144

to participate in the four modules of the Next Generation
Leadership program

2002 WC 308

Keith Michael Harper

12,218.61

2008 Wheaton Haven Court

Silver Spring, Maryland 94044

to participate in the four modules of the Next Generation
Leadership program

2002 WC 309

Lisa Masako Hasegawa

12,778.80

1669 Columbia Road, N.W , Apt. 411

Washington, DC 20009

to participate in the four modules of the Next Generation
Leadership program

2002 WC 302

Miguel Martinez Bustos

12,310.90

2757 Hamson Street

San Francisco, California 94110

to participate in the four modules of the Next Generation
Leadership program

2002 WC 319

Peter Damian O'Driscoll

13,274.78

6503 Cockerille Avenue

Takoma Park, Maryland 20912

to participate in the four modules of the Next Generation
Leadership program

THE ROCKEFELLER FOUNDATION

Identification Number 13-1659629

Statement #12.B
Page 30 of 31

GRANTS TO INDIVIDUALS
(Other Than General Fellowships and Other
Grants to Organizations Earmarked)

2003
PAYMENTS
=====

WORKING COMMUNITIES

| | |
|---|-----------|
| 2002 WC 325
R. Arrington Chambliss
40 Sherwood Street, #1
Roslindale, Massachusetts 02131
to participate in the four modules of the Next Generation
Leadership program | 13,318.53 |
| 2002 WC 310
Raj Kumar Jayadev
1132 Little Oak Circle
San Jose, California 95129
to participate in the four modules of the Next Generation
Leadership program | 13,097.65 |
| 2002 WC 320
Randal D. Pinkett
343 Smithwold Road
Somerset, New Jersey 08873
to participate in the four modules of the Next Generation
Leadership program | 13,224.67 |
| 2002 WC 311
Robert Springer Kallen
1870 N. Larrabee Street
Chicago, Illinois 60614
to participate in the four modules of the Next Generation
Leadership program | 11,960.16 |
| 2002 WC 314
Sean Patrick Maloney
14 Sylvan Terrace
New York, New York 10032
to participate in the four modules of the Next Generation
Leadership program | 12,617.68 |
| 2002 WC 321
Sofia Quintero
1359 Noble Avenue, Second Floor
Bronx, New York 10472
to participate in the four modules of the Next Generation
Leadership program | 13,085.39 |

THE ROCKEFELLER FOUNDATION

Identification Number 13-1659629

Statement #12.B
Page 31 of 31

GRANTS TO INDIVIDUALS
(Other Than General Fellowships and Other
Grants to Organizations Earmarked)

2003
PAYMENTS
=====

WORKING COMMUNITIES

| | |
|--|-----------|
| 2002 WC 313 | |
| Sonya Michelle Lopez | 13,180.97 |
| 708 Franklin | |
| San Marcos, Texas 78666 | |
| to participate in the four modules of the Next Generation Leadership program | |

| | |
|--|-----------|
| 2002 WC 304 | |
| Tanq H. Cheema | 13,384.56 |
| 50 Deer Path Trail | |
| Burr Ridge, Illinois 60527-6324 | |
| to participate in the four modules of the Next Generation Leadership program | |

| | |
|--|-----------|
| 2002 WC 324 | |
| William Allen Stanczykiewicz | 13,065.40 |
| 8075 Raven Rock | |
| Indianapolis, Indiana 46256 | |
| to participate in the four modules of the Next Generation Leadership program | |

| | |
|----------------------------|---------------------|
| TOTAL: WORKING COMMUNITIES | -----
397,775.48 |
|----------------------------|---------------------|

| | |
|------------------------|--------------------------------|
| Report Summary =====>> | -----
1,182,924.38
===== |
|------------------------|--------------------------------|

THE ROCKEFELLER FOUNDATION
IDENTIFICATION NUMBER 13-1659629
GENERAL FELLOWSHIPS

Statement #12.C
Page 1 of 5

| | Balance
01/01/03
----- | New
IN 2003
----- | Payments
IN 2003
----- | Lapses
----- | Reversions
----- | Balance
12/31/03
----- |
|--|------------------------------|-------------------------|------------------------------|-----------------|---------------------|------------------------------|
| Agnes Madinda Abera
Banana Research Station
National Agricultural Research Organisation
P O Box 7065
Kampala, Uganda | 65,581.47 | 686.55 | 42,400.09 | 0.00 | 0.00 | 23,867.93 |
| Barnabas Amooti Kiiza
Department of Agricultural Economics & Agribusiness
Makerere University
P O Box 7062
Kampala, Uganda | 1,325.00 | 0.00 | 0.00 | 0.00 | 1,325.00 | 0.00 |
| Buang Abdullah
Research Institute for Food Crops Biotechnology
P O Box 368/Boo
Bogor, Indonesia 16111 | 0.00 | 0.00 | -454.68 | 0.00 | 454.68 | 0.00 |
| Cynthia Bato-Andaya
Plant Breeding and Biotechnology Division
Philippine Rice Research Institute
Maligaya, Muñoz, Nueva Ecija, Philippines 3119 | 2,496.58 | 0.00 | 0.00 | 0.00 | 2,496.58 | 0.00 |
| David Mwaura Mbugua
Kisii Regional Research Centre
Kenya Agricultural Research Institute
P O Box 523
Kisii, Kenya | 12,128.43 | 0.00 | 7,159.39 | 0.00 | 0.00 | 4,969.04 |
| David Patrick Bwamiki
Kawanda Agricultural Research Institute
National Agricultural Research Organisation
P O Box 7065
Kampala, Uganda | 4,699.14 | 18,376.43 | 22,907.34 | 0.00 | 0.00 | 168.23 |
| Eastonce Tendayi Gwata
Crop Breeding Institute
Box CY 550, Causeway
Harare, Zimbabwe | 34,983.74 | 11,361.90 | 46,345.64 | 0.00 | 0.00 | 0.00 |
| Edward Pepukayi Mazhangara
Chiredzi Research Station
P O Box 97
Chiredzi, Zimbabwe | 29,426.85 | 25,205.50 | 37,132.67 | 0.00 | 0.00 | 17,499.68 |

THE ROCKEFELLER FOUNDATION
IDENTIFICATION NUMBER 13-1659629
GENERAL FELLOWSHIPS

Statement #12.C
Page 2 of 5

| | Balance
01/01/03 | New
IN 2003 | Payments
IN 2003 | Lapses | Reversions | Balance
12/31/03 |
|---|---------------------|----------------|---------------------|--------|------------|---------------------|
| | ----- | ----- | ----- | ----- | ----- | ----- |
| Endang Mulyani Septiningsih
Research Institute for Food Crops Biotechnology
Jadan Tantara Pelajar 3A
Bogor, Indonesia 16111 | 1,700.71 | 0.00 | 0.00 | 0.00 | 1,700.71 | 0.00 |
| Ephias Makaudze
Department of Agricultural Economics
University of Zimbabwe
P O Box MP 167
Mount Pleasant
Harare, Zimbabwe | 35,994.76 | 48,305.50 | 43,291.76 | 0.00 | 0.00 | 41,008.50 |
| Fu Xiqin
Department of Basic Theories
China National Hybrid Rice R&D Center
Hunan Academy of Agricultural Sciences
Mapoling, Changsha, Hunan, China | 0.00 | 16,700.00 | 14,520.43 | 0.00 | 2,179.57 | 0.00 |
| Gabriel Kayode Aluko
Upland Rice Program
West Africa Rice Development Association
01 BP 2551
Bouaké, Cote d'Ivoire 01 | 18,206.24 | 17,323.27 | 35,529.51 | 0.00 | 0.00 | 0.00 |
| Gertrude Night
East and Southern Africa Regional Centre
International Institute of Tropical Agriculture
P O Box 7878
Kampala, Uganda | 0.00 | 64,550.00 | 27,615.72 | 0.00 | 0.00 | 36,934.28 |
| Jai Singh Rohilla
Plant Genetic Engineering Laboratory
Department of Biotechnology and Molecular Biology
CCS Haryana Agricultural University
Hisar, India 125 004 | 0.00 | 0.00 | -454.68 | 0.00 | 454.68 | 0.00 |
| James Gichuru Gethi
Kenya Agricultural Research Institute
Regional Research Centre, Mtwapa
P. O Box 10275
Bambun, Kenya | 12,893.41 | 21,311.87 | 32,942.86 | 0.00 | 0.00 | 1,262.42 |

THE ROCKEFELLER FOUNDATION
IDENTIFICATION NUMBER 13-1659629
GENERAL FELLOWSHIPS

Statement #12.C
Page 3 of 5

| | Balance
01/01/03 | New
IN 2003 | Payments
IN 2003 | Lapses | Reversions | Balance
12/31/03 |
|--|---------------------|----------------|---------------------|----------|------------|---------------------|
| | ----- | ----- | ----- | ----- | ----- | ----- |
| Julius Juma Okello
Department of Agricultural Economics
College of Agriculture and Veterinary Sciences
University of Nairobi
P O Box 29053
Nairobi, Kenya | 52,895.85 | 29,401.51 | 49,692.69 | 0.00 | 0.00 | 32,604.67 |
| Le Cam Loan
Genetics and Plant Breeding Department
Cuu Long Delta Rice Research Institute
Omon, Cantho, Vietnam | 2,551.57 | 0.00 | 1,973.30 | 0.00 | 578.27 | 0.00 |
| Lukman Nagaya Mulumba
Department of Soil Science
Makerere University
P O Box 7062
Kampala, Uganda | 20,899.20 | 94,115.50 | 81,224.47 | 0.00 | 0.00 | 33,790.23 |
| Mandé Semon
West Africa Rice Development Association
01 BP 2551
Bouaké, Côte d'Ivoire 01 | 37,625.93 | 1,637.10 | 26,332.56 | 0.00 | 0.00 | 12,930.47 |
| Michael Andrew Nyika
Soil Productivity Research Laboratory
Chemistry & Soil Research Institute
Private Bag 3757
Marondera, Zimbabwe | 1,894.30 | 67,035.25 | 36,721.21 | 0.00 | 0.00 | 32,208.34 |
| Michael Ngunjin Njunie
Kenya Agricultural Research Institute
Regional Research Centre-Mtwapa
P O Box 10275
Bambun, Kenya | 10,104.87 | 0.00 | -155.52 | 1,981.49 | 8,278.90 | 0.00 |
| Monica Rujeko Murata
Agronomy Research Institute
P O Box CY550, Causeway
Harare, Zimbabwe | 4,908.59 | 0.00 | 325.78 | 0.00 | 4,582.81 | 0.00 |
| Naomi Norma Mvere
Ministry of Local Government and National Housing
P O Box 10
Bindura, Zimbabwe | 26,433.50 | 0.00 | 15,724.95 | 0.00 | 0.00 | 10,708.55 |

GENERAL FELLOWSHIPS

| | Balance
01/01/03 | New
IN 2003 | Payments
IN 2003 | Lapses | Reversions | Balance
12/31/03 |
|--|---------------------|----------------|---------------------|--------|------------|---------------------|
| Nguyen Thi Ngoc Hue
Rice Biotechnology Program
Cuu Long Delta Rice Research Institute
Omon, Cantho, Vietnam | 5,239.53 | 3,525.72 | 8,765.25 | 0.00 | 0.00 | 0.00 |
| Paxie Wanangwa Chirwa
Forestry Research Institute of Malawi
P O Box 270
Zomba, Malawi | 1,232.31 | 5,366.04 | 6,598.35 | 0.00 | 0.00 | 0.00 |
| Pham Ngoc Luong
Department of Genetics and Hybrid Rice Breeding
Agricultural Genetics Institute
Tulien
Hanoi, Vietnam | 9.98 | 0.00 | -34.05 | 0.00 | 44.03 | 0.00 |
| Pham Trung Nghia
Department of Plant Biotechnology
Cuu Long Delta Rice Research Institute
Omon, Cantho, Vietnam | 0.00 | 50,600.00 | 31,053.80 | 0.00 | 0.00 | 19,546.20 |
| Rachelle Nicole Natalie Kokora
Laboratoire de Genetique
UFR des Biosciences
Université de Cocody
22 BP 582
Abidjan, Cote d'Ivoire 22 | 2,646.66 | 0.00 | 0.00 | 0.00 | 0.00 | 2,646.66 |
| Stanford Mabasa
Henderson Research Station
Agronomy Research Institute
P B 2004
Mazowe, Zimbabwe | 17,147.40 | 0.00 | 6,174.90 | 0.00 | 10,972.50 | 0.00 |
| Sujin Patarapuwadol
Department of Plant Pathology
Faculty of Agriculture
Kasetsart University
Kamphaengsaen
Nakhon Pathom, Thailand 73140 | 71,085.00 | 0.00 | 34,545.00 | 0.00 | 0.00 | 36,540.00 |
| Tran Ngoc Thach
Cuu Long Delta Rice Research Institute
Omon, Cantho, Vietnam | 23,716.05 | 0.00 | 21,261.52 | 0.00 | 0.00 | 2,454.53 |

THE ROCKEFELLER FOUNDATION
IDENTIFICATION NUMBER 13-1659629
GENERAL FELLOWSHIPS

Statement #12.C
Page 5 of 5

| | Balance
01/01/03
= = = = = | New
IN 2003
= = = = = | Payments
IN 2003
= = = = = | Lapses
= = = = = | Reversions
= = = = = | Balance
12/31/03
- - - - - |
|---|----------------------------------|-----------------------------|----------------------------------|---------------------|-------------------------|----------------------------------|
| Varapong Chamarerk
Rice Research Institute
Chatuchak
Bangkok, Thailand 10900 | 2,296.35 | 13,836.06 | 12,046.01 | 0.00 | 4,086.40 | 0.00 |
| Vinod Sangwan
Plant Genetic Engineering Laboratory
Department of Biotechnology and Molecular Biology
CCS Haryana Agricultural University
Hisar, India 125 004 | 1,092.29 | 0.00 | 80.00 | 0.00 | 1,012.29 | 0.00 |
| Total | 501,215.71 | 489,338.20 | 641,266.27 | 1,981.49 | 38,166.42 | 309,139.73 |

THE ROCKEFELLER FOUNDATION
Employer ID No. 13-1659629
Form 990PF - 2003

RECEIVABLES DUE FROM OFFICERS
(Part II - line 6)

| | <u>Column a</u> | <u>Column b</u> | <u>Column c</u> |
|---|-----------------|-----------------|-----------------|
| Travel advances made in connection
with official business of the Foundation. | <u>15,969</u> | <u>6,680</u> | <u>6,680</u> |

STATEMENT #13

THE ROCKEFELLER FOUNDATION
Employer ID No. 13-1659629
Form 990PF - 2003

DETAILS OF OTHER ASSETS
(Part II - line 15)

| | <u>Column a</u> | <u>Column b</u> | <u>Column c</u> |
|---|------------------|------------------|------------------|
| PROGRAM-RELATED INVESTMENTS: | | | |
| Local Initiatives Support Corporation | 2,232,143 | 0 | 0 |
| Enterprise Foundation | 744,047 | 0 | 0 |
| Profund | 200,000 | 200,000 | 200,000 |
| Pacific Community Ventures LLC | 500,000 | 500,000 | 293,900 |
| Smithsonian Institution | 500,000 | 500,000 | 0 |
| BCLF Ventures II, LLC | 750,000 | 750,000 | 525,000 |
| Origin, Inc. | 500,000 | 500,000 | 140,000 |
| Jacobs Center for Neighborhood Innovation | | 1,000,000 | 1,000,000 |
| Part II, Line 15, TOTAL OTHER ASSETS | <u>5,426,190</u> | <u>3,450,000</u> | <u>2,158,900</u> |

STATEMENT #14

THE ROCKEFELLER FOUNDATION

Employer ID No. 13-1659629

Form 990PF - 2003

DETAILS OF OTHER LIABILITIES

(Part II - line 22)

| | <u>Column a</u> | <u>Column b</u> |
|---|---------------------|---------------------|
| Tax-exempt bonds to fund facility purchased in 1993 | \$24,892,570 | \$24,209,884 |
| Outstanding commitments on Programmatic Investments | <u>2,690,000</u> | <u>583,693</u> |
| | <u>\$27,582,570</u> | <u>\$24,793,577</u> |

THE ROCKEFELLER FOUNDATION

Employer ID No. 13-1659629

Form 990-PF 2003

Part VIII, Line 1 - Information About Officers, Directors, Trustees, etc.

STATEMENT #15

Note: No Trustee or officer of the Foundation is related by blood, marriage, adoption or employment to any person who is a substantial contributor to the foundation, or to a company controlled by such contributor

Trustees

Time devoted to position - average of two hours per week, primarily in preparation for and in attendance at board meetings Compensation (Column (c)) represents annual honoraria and board meeting fees
Column (d) represents deferred compensation (Sec 457) only Expense account and other allowances (Column (e)) represents spousal travel expense

| <u>(a) Name</u> | <u>(c) Compensation</u> | <u>(d) Deferred compensation</u> | <u>(e) Expense account, other allowances</u> |
|-----------------------|-------------------------|----------------------------------|--|
| Bhatt, Ela R | 12,500 | | |
| Conway, Gordon | - | | |
| de Ferranti, David | 6,750 | 2,250 | 4,011 |
| Foege, William H | 5,500 | | |
| Hernandez, Antonia | 9,500 | | 4,206 |
| Hill, Linda A | 9,000 | | |
| Lawrence, David M | 9,000 | | 4,647 |
| Mathews, Jessica T | 9,000 | | |
| Orr, III, James F | 9,500 | | |
| Ramphele, Mamphela | 1,500 | | |
| Williams, Frederick B | 10,000 | | |
| Vo-Tong, Xuan | 9,000 | | |

Non-Trustee Finance Committee Members

| | | | |
|-----------------------------------|-------------------|--------------|---------------|
| Hamilton, Beverly | 9,000 | | |
| Healey, Thomas J | 9,000 | | |
| Subtotal: | 109,250 | 2,250 | 12,864 |
| Deferred Compensation | 2,250 | | |
| Total Trustee Compensation | 111,500.00 | | |

Due to administrative errors, corrections were made in 2003 to Form 1099-MISC for the following trustees and non-trustee finance committee member for the years indicated below

| | | |
|-----------------------------|------------------------------------|-----------------|
| James F Orr - year 2002 | additional amounts reported | 7,637.39 |
| William Foege - year 2001 | additional amounts reported | 5,360.00 |
| Myra R. Drucker - year 2001 | additional amounts reported | 5,160.19 |

THE ROCKEFELLER FOUNDATION

Employer ID No. 13-1659629

Form 990-PF 2003

Part VIII, Line 1 - Information About Officers, Directors, Trustees, etc.

STATEMENT #15

Corporate Officers

Full-time (average of forty-five hours per week) devoted to position Compensation represents salaries, bonuses, vacation, restoration pay and severance pay Column (d) includes one or more of the following employer cost of medical, dental, life, disability and accident insurance, TransitCheks, employer contribution to the Retirement Savings Plan and for Social Security and Medicare taxes Column (d) does not include the value of incremental accruals under the qualified defined benefit plan (Retirement Income Plan) Expense account and other allowances (Column (e)) includes spouse travel, moving expenses, housing allowance and tuition

| (a) Name | (b) Title | (c) Compensation | (d) Contributions to employee benefit plans | (e) Expense account, other allowances |
|----------------------------------|--|------------------|---|---------------------------------------|
| Conway, Gordon | President | 596,500 | 64,719 | 1,158 |
| Herd, Robert W (through 5/31/03) | Vice President | 251,161 | 27,059 | - |
| Lopez, Julia I | Senior Vice President | 302,862 | 41,330 | - |
| Mbacke, Cheikh | Vice President | 204,461 | 41,502 | 44,545 |
| Giacometti, Robert J | Vice President | 206,035 | 61,763 | - |
| ** Gray-Felder, Denise A | Vice President | 258,605 | 67,290 | - |
| Mullen, Lynda | Corporate Secretary | 179,715 | 50,569 | - |
| * Dean, Donna J | Treasurer and Chief Investment Officer | 631,410 | 46,353 | - |
| Foster, Pamela O (from 9/16/03) | Assistant Corporate Secretary | 28,000 | 10,744 | - |
| Subtotal: | | 2,658,748 | 411,328 | 45,702 |
| GRAND TOTAL | | 2,770,248 | 413,578 | 58,566 |

RECONCILIATION

| | |
|---|-----------|
| * Investment-related | 631,410 |
| Less amount allocated to 990-T | (9,471) |
| Part I - line 13, column (b) | 621,939 |
| Part I - line 13, column (d) | 1,984,233 |
| Add back amount allocated to 990-T | 9,471 |
| Part I - line 13, column (a) | 2,615,643 |
| ** Add back Foundation Operated Program from June 1, 2003 | 154,605 |
| GRAND TOTAL | 2,770,248 |

THE ROCKEFELLER FOUNDATION
EMPLOYER ID No. 13-1659629
Form 990PF – 2003

SUMMARY OF FOUR LARGEST DIRECT CHARITABLE ACTIVITIES

Bellagio Study and Conference Center – \$3,633,644

The Center had operating expenses of \$2,860,818 in 2003. Since 1959, the Center has served as a resource for fostering dialogue and problem solving for diverse participants around the world. The Center hosts conferences that focus on topics of international importance, with preference given to applications that promote development and align with the Foundation's program areas. In 2003, the Center hosted 61 conferences and team meetings with a total of 1,103 participants; 65 percent of the participants were from outside the United States and 30 percent were from developing countries. In addition, the Center offers month-long residencies to scholars, writers, artists, and composers. In 2003, the Center hosted 147 individual residents, 40 percent of whom were from outside the U.S. and 21 percent from developing countries. A listing of 2003 conferences, teams and individual residents is attached.

In addition to the Center's operating expenses, the following expenses were incurred in furtherance of the programs:

The **Bellagio Center Office in New York** (including the Bellagio Committee) had operating expenses of \$772,826 in 2003. This Office is responsible for soliciting proposals and managing their review and disposition; assessment of needs of the program as a whole; working with and coordinating the Bellagio Committee; working to maximize use of the Center in flexible and innovative ways; and regular communication and information exchange with the Bellagio Center, Italy.

Global Dialogues on Plant Biotechnology – \$1,088,059

The Global Dialogues on Plant Biotechnology focuses on global, regional and national debates on the development, adoption and regulation of plant biotechnology to ensure that these are informed by and address the needs and concerns of developing countries and poor farmers. Grants, meetings and communications activities of the global dialogues aim to: 1) support greater understanding and awareness of the potential benefits and risks of plant biotechnology and the need for effective biosafety systems to manage them; 2) support farmers, government officials, consumers and poverty alleviation advocates in Africa and elsewhere, to enable them to participate in the biotechnology debate and to develop the skills required to safely use and benefit from the technology; and 3) identify partners and grantees for public/private partnerships, processes and mechanisms that will make improved germ plasm more freely available, to promote private-sector development of agricultural products beneficial to the poor, particularly small holders in Africa, and to enhance Africa's capacity in biotechnology.

Special projects in this area have included: monitoring important external events (e.g., International Treaty on Plant Genetic Resources, Convention on Biological Diversity, TRIPS, etc.) and ongoing communication with key actors in these fora; and hosting and maintaining the publicly available Food Security and Agricultural Biotechnology Electronic Mailing list.

THE ROCKEFELLER FOUNDATION
EMPLOYER ID No. 13-1659629
Form 990PF – 2003

SUMMARY OF FOUR LARGEST DIRECT CHARITABLE ACTIVITIES

Intellectual Property Rights – \$817,419

The objective of this cross-thematic initiative is to promote the emergence and adoption of fairer intellectual property policies that will benefit poor and excluded communities. Such policies will enable greater access by the poor to technologies that improve their lives and livelihoods, and reduce barriers to the conduct of scientific research and technological development that produce these products. This strategy strives to promote balanced, just intellectual property rules that promote continued sharing among creators, scientists and researchers, and support global “public knowledge” goods as well as a “global imaginary” of humanity’s collective ideas, which, freely shared, stimulate creativity and innovation. Finally, it seeks an IP regime that better protects the interests of marginalized groups, such as poor rural farmers, indigenous communities and developing-country scientists, from unauthorized or unfairly compensated use of their knowledge and increases economic returns to creativity and innovation in developing countries. In 2003, the Foundation focused its Intellectual Property Rights program on agriculture, to encourage people from the NGO and academic communities, especially in developing countries, to join in the international intellectual property debate, so that the voices of the poor would be heard and their interests placed squarely on the table.

Next Generation Leadership Program – \$719,337

The Next Generation Leadership fellowship program (NGL) was created in 1997 as a means of building a diverse network of leaders in the United States in order to strengthen American democracy. The program has several distinct features. For example, it uses a guiding theory that, over time, the combination of collective leadership, experience, knowledge and deliberate and innovative problem-solving can contribute to a more vibrant democracy. NGL fellows participate in a two-year program. During the first year, the fellows engage in an intensive, four-week analytical and experiential curriculum focused on the principles of equity, inclusion and justice. In the second year, fellows are expected to apply their problem-solving skills to develop change strategies and to strengthen their respective constituencies; grants are available from an innovation fund for work on solving complex issues facing American democracy. To date, the Next Generation Leadership program has selected 120 fellows to participate.

THE ROCKEFELLER FOUNDATION
EMPLOYER ID No. 13-1659629
Form 990PF - 2003

Bellagio Study and Conference Center
Conferences and Teams – 2003

Achieving Diversity in Tertiary and Higher Education: Challenges and Prospects - *Walter R. Allen, Professor of Sociology, University of California, Los Angeles, Los Angeles, California (March 17 to 21)*

Action Mapping NEPAD - Lessons and Future Directions - *Gordon S. Smith, Director, Centre for Global Studies, University of Victoria, Victoria, BC, Canada (December 8 to 12)*

An American Odyssey - *Shem Guibbory, Associate Musician, 1st Violin Section, MET Orchestra, White Plains, New York (March 31 to April 13)*

Call of the Earth Dialogue - *Catherine Monagle, Coordinator, Call of the Earth (Llamado de la Tierra), United Nations University Institute of Advanced Studies, Melbourne, Australia, and Joan Shigekawa, Associate Director, Creativity & Culture, Rockefeller Foundation, New York, New York (November 25 to 30)*

The Caribbean in New York and Paris - *Caryl Phillips, Professor of English and Henry R. Luce Professor of Migration and Social Order, Columbia University, New York, New York (August 27 to September 1)*

Chiefdom: A Universal Political Formation? - *Peter Skalník, Senior Lecturer in Social Anthropology, University of Pardubice, Pardubice, Czech Republic (January 28 to February 14)*

Conservation and Sustainable Management of Sea Turtles in the Pacific Ocean - *Meryl J. Williams, Director General, ICLARM - The World Fish Center, Penang, Malaysia (November 17 to 22)*

Cultural Protection and Sex Equality - *Monique L. Deveaux, Assistant Professor of Political Science, Williams College, Williamstown, Massachusetts (May 19 to June 1)*

Current Status of Research and Opportunities for Collaboration with Industry - *Paul David Griffin, Scientist, World Health Organization, Geneva, Switzerland (May 5 to 9)*

Developing a New Strategic Plan for IPPF - *Steven W. Sinding, Director-General, International Planned Parenthood Federation, London, England (June 11 to 15)*

Developing, Norming and Dissemination of Diagnostic and Prognostic Tests for Learning Disabilities in Palestinian and Israeli Children and Youth - *Zvia Breznitz, Senior Lecturer, University of Haifa, Haifa, Israel (July 28 to August 10)*

An Electronic Edition of Dante's "Commedia" - *Peter M. Robinson, Senior Research Fellow, De Montfort University, Leicester, England (June 23 to July 6)*

Ethical Globalization Initiative Human Rights Building Group - *Mary T. Robinson, Executive Director, and Mr. Scott Jerbi, Program Coordinator, both of the Ethical Globalization Initiative, New York, New York (November 3 to 7)*

Ethnicity, Trust and Transition in Postcommunist Society - *Donna Bahry, Professor of Political Science, Vanderbilt University, Nashville, Tennessee (July 1 to 14)*

THE ROCKEFELLER FOUNDATION

EMPLOYER ID No. 13-1659629

Form 990PF - 2003

Bellagio Study and Conference Center

Conferences and Teams – 2003

Exploring the Potential Use of Biotechnology to Alter Plant Development Programs - Deborah Delmer, Associate Director for Food Security, Rockefeller Foundation, New York, New York (November 10 to 14)

Finding Out What Works: Evaluating Complex Community Change Initiatives in the US and the UK - Anne C. Kubisch, Co-Director, Roundtable on Comprehensive Community Initiatives for Children and Families, Aspen Institute, New York, New York; Anna Coote, Director, Public Health Programme, King's Fund, London, England; and Julia Lopez, Senior Vice President, Rockefeller Foundation, San Francisco, California (June 11 to 18)

Food Security, Plant Genetic Resources, and IP - Michael Lesnick, Senior Partner, Meridian Institute, Nashville, Tennessee, and Peter Matlon, Deputy Director, Food Security, Rockefeller Foundation, New York, New York (September 8 to 13)

From Pilot Projects to Policies and Programs: Strategies for Scaling Up Innovations in Health Service Delivery - Ruth Simmons, Professor of Public Health, University of Michigan, Ann Arbor, Michigan, and Peter Fajans, M.D., Scientist, World Health Organization, Geneva, Switzerland (March 31 to April 5)

Global Development Venture Capital - Kerwin Tesdell, President, Community Development Venture Capital Alliance, New York, New York (April 7 to 12)

Global Perspectives on Youth Conflict - Colette Daiute, Professor of Psychology, Graduate Center, City University of New York, New York, New York; Larry P. Nucci, Professor of Psychology and Education, University of Illinois, Chicago, Illinois; Zeynep F. Beykont, Instructor and Researcher, Bosphorus University, Etiler-Istanbul, Turkey; and Monika Keller, Max Planck Institute for Human Development, Berlin (Dahlem), Germany (March 10 to 14)

Global Value Chains - Gary Gereffi, Professor of Sociology, Duke University, Durham, North Carolina, and Katherine McFate, Deputy Director, Working Communities, Rockefeller Foundation, New York, New York (April 8 to 12)

Health Equity Research: Beyond the Sound of One Hand Clapping - Patricia M. Pittman, Senior Manager for International Projects, AcademyHealth, Washington, DC (April 23 to 27)

Human Resources in Health Series: Coordinating Group - Lincoln C. Chen, M.D., Director, Global Equity Initiative, Harvard University, Cambridge, Massachusetts (December 8 to 12)

Human Resources in Health Series: The History of Global Public Health - Elizabeth Fee, Chief, History of Medicine Division, National Library of Medicine, National Institutes of Health, Bethesda, Maryland (March 5 to 10 and October 27 to November 1)

Human Resources and Health Series: The World Health Organization: A Time of Transition - Debra A. Jones, Co-Director, International Organization for Adolescents, Brooklyn, New York (May 5 to 9)

THE ROCKEFELLER FOUNDATION
EMPLOYER ID No. 13-1659629
Form 990PF - 2003

Bellagio Study and Conference Center
Conferences and Teams – 2003

The Immigrant Second Generation in North America and Europe - *John Hull Mollenkopf, Distinguished Professor of Political Science, and Director, Center for Urban Research, and Philip Kasinitz, Professor and Executive Officer, Ph.D. Program in Sociology, both of the City University of New York Graduate Center, New York, New York (June 18 to 23)*

The Influence of Cooperative Bacteria on Animal Host Biology - *Margaret J. McFall-Ngai, Professor, and Edward G. Ruby, Professor and Senior Researcher, both of the Pacific Biomedical Research Center, University of Hawaii, Honolulu, Hawaii (October 28 to November 1)*

An Informal Consultation on Global Health - *Jim Kim, M.D., Program in Infectious Disease and Social Change, Harvard University, Boston, Massachusetts (April 1 to 5)*

International Conflict in GMO Regulation - *Richard B. Stewart, University Professor, New York University, New York, New York (May 26 to 30)*

International PEN Strategic Planning and Capacity Building Meeting - *Homero Aridjis, President, International PEN, New York, New York; Philip Edward Terrence (Terry) Carlborn, International Secretary, and Jane Spender, Administrative Director, both of International PEN, London, England; and Michael Roberts, Executive Director, PEN American Center, New York, New York (July 29 to August 2)*

International Rural Strategies Alliance - *Dee A. Davis, President, Center for Rural Strategies, Whitesburg, Kentucky (November 13 to 20)*

Justice in the Balance: Rebuilding Communities in the Aftermath of Genocide and Ethnic Cleansing in Rwanda and the Former Yugoslavia - *Eric Stover, Director, and Harvey M. Weinstein M.D., Associate Director, both of the Human Rights Center, University of California, Berkeley, Berkeley, California (June 30 to July 5)*

'Kimihia te mea ngaro' (Seek What is Hidden): Preserving and Distributing Endangered Indigenous-language Print Collections - *Mark Apperley, Professor of Computer Science, University of Waikato, Hamilton, New Zealand (January 29 to February 9)*

Knowledge into Action: Improving Equity in Child Health - *Jennifer Bryce, Scientist and Responsible Officer, World Health Organization, Geneva, Switzerland (February 10 to 16)*

Latin American and Chicano/a Art Criticism since the 1940s: Between Modernity and Globalization - *Florencia Bazzano-Nelson, Assistant Professor of Latin American Art, Georgia State University, Atlanta, Georgia; Holly Barnet-Sanchez, Associate Professor, University of New Mexico, Albuquerque, New Mexico; and Andrea Graciela Giunta, Universidad de Buenos Aires, Buenos Aires, Argentina (November 24 to 29)*

Media and War in South Asia - *Saneeya Hussain, Director, South Asia, Panos Institute, Kathmandu, Nepal (July 19 to 24)*

Media, Citizenship and Empowerment - Tackling North/South and Rich/Poor Media Groups - *James Deane, Executive Director, Panos Institute, London, England (October 2 to 7)*

THE ROCKEFELLER FOUNDATION
EMPLOYER ID No. 13-1659629
Form 990PF - 2003

Bellagio Study and Conference Center
Conferences and Teams – 2003

Middle Eastern Islam from Afar: South/Southeast Asian and African Perspectives - *Byron D. Cannon, Professor of Middle East History, University of Utah, Salt Lake City, Utah (February 25 to March 2)*

Museums and Global Public Spheres: Editorial Meeting - *Tomas Ybarra-Frausto, Associate Director, Creativity & Culture, Rockefeller Foundation, New York, New York (June 2 to 8)*

Muslim Women Challenge Fundamentalism: Building Bridges between Southeast Asia and West Asia - *Zainah Anwar, President, Sisters in Islam, Kuala Lumpur, Malaysia, and Rosalia Sciortino, Regional Representative for Southeast Asia & Associate Director, Health Equity, Rockefeller Foundation, Bangkok, Thailand (September 29 to October 3)*

Narrative, Pain and Suffering - *Daniel B. Carr, M.D., Saltonstall Professor of Pain Research, New England Medical Center, Boston, Massachusetts, and John D. Loeser, M.D., Professor of Neurological Surgery and Anesthesiology, University of Washington, Seattle, Washington (October 13 to 17)*

New and Underutilized Technologies to Reduce Maternal Mortality - *Vivian Tsu, Senior Program Advisor, Program for Appropriate Technologies in Health, Seattle, Washington (July 8 to 12)*

Partnership on Stengthening Higher Education in Africa - *Joyce L. Moock, Associate Vice President, Rockefeller Foundation, New York, New York (February 19 to 23)*

Planning Session for New Tactics in Human Rights - *Douglas A. Johnson, Executive Director, and Kate Kelsch, Project Manager, New Tactics in Human Rights, both of the Center for Victims of Torture, Minneapolis, Minnesota; and Gencay Saylan, Vice Director, Institute for Public Administration for Turkey and the Middle East, Ankara, Turkey (December 1 to 5)*

The Potential of Membrane Technology for Sustainable Decentralized Sanitation - *Francis A. DiGiano, Professor of Environmental Engineering, University of North Carolina, Chapel Hill, North Carolina (April 22 to 27)*

Progressive Futures 2003-2005 - *Matthew Taylor, Director, Institute for Public Policy Research, London, England, and Gordon Conway, President, Rockefeller Foundation, New York, New York (September 12 to 14)*

The Promises and Pitfalls of International Courts - *David Jacobson, Associate Professor of Sociology, Arizona State University, Tempe, Arizona (May 19 to 24)*

Public Health and IP/Collective Management of IP - *James Love, Director, Consumer Project on Technology, Washington, DC, and Anthony So, M.D., Associate Director, Health Equity, Rockefeller Foundation, New York, New York (September 24 to 29)*

Repairing the Past - Reparations and Transitions to Democracy - *Pablo deGreiff, International Center for Transitional Justice, New York, New York (October 15 to 19)*

Public Values, System Design and the Public Domain - *Helen Nissenbaum, Associate Professor, New York University, New York, New York (March 3 to 7)*

THE ROCKEFELLER FOUNDATION
EMPLOYER ID No. 13-1659629
Form 990PF - 2003

Bellagio Study and Conference Center
Conferences and Teams - 2003

Redox Metabolism in Malaria: From Genes to Drugs - *Katja Becker-Brandenburg, M.D., Professor, Interdisciplinary Research Center, Giessen, Germany (February 3 to 7)*

Reducing Mortality and Improving Quality of Life in Long-term Survivors of Hodgkin's Disease - *Peter M. Mauch, M.D., Professor of Radiation Oncology, Harvard University, Boston, Massachusetts (July 9 to 16)*

Sexuality, Gender and Human Rights - *Geeta Misra and Radhika Chandiramani, both Creating Resources for Empowerment and Action, New Delhi, India, and Rosalia Sciortino, Regional Representative for Southeast Asia & Associate Director, Health Equity, Rockefeller Foundation, Bangkok, Thailand (September 22 to 26)*

Sine Die: A Multimedia Work - *Anna Maria Maiolino, Artist, Rio de Janeiro, Brazil (June 4 to 17)*

The Social Consequences of Rumor and Legend - *Gary Alan Fine, Professor of Sociology, Northwestern University, Evanston, Illinois; Chip Heath, Associate Professor of Organizational Behavior, Stanford University, Stanford, California; and Veronique Campion-Vincent, Maison des sciences de l'homme, Paris, France (April 15 to 19)*

Social Movements and Contentious Politics in a Democratizing World - *Donatella Della Porta, Professor of Political and Social Sciences, European University Institute, Firenze, Italy, and Sidney Tarrow, Professor of Government, Cornell University, Ithaca, New York (July 22 to 26)*

Toward Development-Oriented IP Policy: Advancing the Reform Agenda - *Ricardo Melendez-Ortiz, International Centre for Trade and Sustainable Development, Geneva, Switzerland (September 17 to 21)*

Trans/cultural Translators: Mediating Race, Indigeneity, Ethnicity in Four Nations - *Elizabeth Ann Kaplan, Professor of English and Comparative Literature, State University of New York at Stony Brook, Stony Brook, New York; Sneja Gunew, Professor of English and Women's Studies, University of British Columbia, Vancouver, BC, Canada; and Zila Bernd, Professor, Graduate Program in Letters, Universidade Federal do Rio Grande do Sul, Porto Alegre, RS, Brazil (August 5 to 12)*

Truth Commission and NGOs: The Essential Relationship - *Louis Bickford, Director, Alliance and Capacity Development, International Center for Transitional Justice, New York, New York (November 5 to 10)*

THE ROCKEFELLER FOUNDATION
EMPLOYER ID No. 13-1659629
Form 990PF - 2003

Bellagio Study and Conference Center
Conferences and Teams – 2003

US-Saudi Relationship: Bump in the Road or the End of the Road - Clifford Chanin, President, The Legacy Project, New York, New York (June 2 to 6)

Women Writing Africa: Eastern Region - Florence Howe, Emerita Professor, Graduate Center, City University of New York, New York, New York (August 13 to September 4)

THE ROCKEFELLER FOUNDATION
EMPLOYER ID No. 13-1659629
Form 990PF - 2003

Bellagio Study and Conference Center
Individual, Collaborative, and Parallel Residents – 2003

Dr. Meena Alexander (United States), Distinguished Professor of English, Hunter College, City University of New York, New York, New York – *a book of new poems*

Dr. Subrahmanyam Anandalakshmy (India), Writer, Chennai, India – *a study of a genre of oral literary performance avadhanam, "A Genius of the Indian Tradition: Implications for Educational Processes"*

Dr. Lewis Aptekar (United States), Professor of Counselor Education, San Jose State University, San Jose, Costa Rica – *a manuscript, "In the Mouth of the Lion: Life among Displaced Ethiopians in Addis Ababa"*

Mr. Antonio J. Aranibar (Bolivia), Independent Consultant, La Paz, Bolivia – *a manuscript, "South American Integration: A South Andean Vision"*

Ms. Jean Lynette Christine Arasanayagam (Sri Lanka), Writer, Kandy, Sri Lanka – *a memoir, "A Nice Burgher Girl: Childhood in Colonial Ceylon"*

Dr. Jacquelynn Baas (United States), Director Emeritus, Art Museum and Pacific Film Archive, University of California at Berkeley, Berkeley, California – *a book of essays and artist interviews, "In the Space of Art: Buddha and the Culture of Now" (with Mary Jane Jacob)*

Dr. Florence Evelyn Babb (United States), Professor and Chair, Department of Anthropology, University of Iowa, Iowa City, Iowa – *a manuscript, "From Revolution to Resorts in the 'New' Nicaragua"*

Dr. Andrei Babenko (Russian Federation), Tomsk State University, Tomsk, Russian Federation – *a study, "Lifestyle of Indigenous People in Siberia: Social and Ecological Problems"*

Dr. Margot F. Badran (Egypt, Arab Rep.), Northwestern University, Evanston, Illinois – *a study, "Islamic Feminism/s: A Comparative Look at Selected Middle Eastern and African Experience"*

Dr. Sikata Banerjee (Canada), Associate Professor of Women's Studies, University of Victoria, Victoria, BC, Canada – *a study, "The Politics of Masculinity and Nationalism in India"*

Ms. Taunya L. Banks (United States), Jacob A. France Professor of Equality Jurisprudence, University of Maryland, Baltimore, Maryland – *a manuscript, "Dangerous Women: Elizabeth Key and Other Black Women Lay Advocates"*

Dr. Jim Barnes (United States), Professor of Comparative Literature, Brigham Young University, Provo, Utah – *a poetry manuscript, "Visiting Picasso"*

Dr. David J. Bearison (United States), Professor of Psychology, Graduate Center, City University of New York, New York, New York – *a manuscript, "When Treatment Fails: How Medicine Cares for Dying Children"*

Dr. Sven Beckert (Germany), Dunwalke Associate Professor of History, Harvard University, Cambridge, Massachusetts – *a manuscript, "The Empire of Cotton: A Global History"*

THE ROCKEFELLER FOUNDATION
EMPLOYER ID No. 13-1659629
Form 990PF - 2003

Bellagio Study and Conference Center
Individual, Collaborative, and Parallel Residents – 2003

Ms. Andrea S. Belag (United States), Artist, New York, New York – *artwork "Family Neighborhood"*
Dr. Rustom Homi Bharucha (India), Writer, Director, and Dramaturg, Calcutta, India – *a new play focusing on the "foreign worker" in the age of globalization (with Rodolfo Carlos Vera)*

Dr. Michael P. Bloom (United States), Professor and Head of Directing, University of Texas at Austin, Austin, Texas – *a manuscript, "Mastering Modern Stage Language: Unlocking the Codes of Performance"*

Mr. Roy Alton Blount Jr. (United States), Writer, Mill River, Connecticut – *a novel, "Right Under Our Nose"*

Dr. Janice P. Boddy (Canada), Professor of Anthropology, University of Toronto at Scarborough, Toronto, Ontario, Canada – *a manuscript, "Civilizing Women: British Crusades in Colonial Sudan"*

Dr. Gabor Szappanos Boritt (United States), Robert C. Fluhrer Professor of Civil War Studies, Gettysburg College, Gettysburg, Pennsylvania – *a narrative history of the Battle of Gettysburg*

Mr. Cuauhtémoc Camarena (Mexico), Coordinator, Community Museum Program of Oaxaca, National Institute of Anthropology and History, Oaxaca, Mexico – *a manuscript, "The Community Museum Movement: Initiatives in Oaxaca, Mexico, and Latin America" (with Teresa Morales)*

Mr. Luis Camnitzer (Uruguay), Professor Emeritus, Visual Arts, State University of New York at Old Westbury, Old Westbury, New York – *a manuscript, "Contextualization and Resistance: Conceptualism in Latin American Art"*

Dr. Roberto Casati (Italy), Research Director, Institut Jean Nicod, Paris, France – *a study, "Metaphysics and Cognition" (with Alvin I. Goldman)*

Dr. Simon Chesterman (Australia), Research Associate, International Peace Academy, New York, New York – *a manuscript, "You, the People: Self-Determination, State-Building and the United Nations"*

Dr. Ian Clark (United Kingdom), Professor of International Politics, University of Wales, Aberystwyth, Wales – *a manuscript, "Legitimacy in International Society"*

Dr. Gerald L. Clore (United States), Commonwealth Professor of Psychology, University of Virginia, Charlottesville, Virginia – *a study, "The Cognitive Consequences of Emotion"*

Mr. William Coble (United States), Lecturer, University of Chicago, Chicago, Illinois – *music composition for piano, chamber orchestra and computer*

Dr. Philip J. Cook (United States), Sanford Professor of Public Policy, Duke University, Durham, North Carolina – *a study, "Guns and Gun Violence" (with Jens Otto Ludwig)*

Mr. Alfred Corn (United States), Adjunct Professor, Writing Division, Columbia University, New York, New York – *a book of verse letters*

THE ROCKEFELLER FOUNDATION
EMPLOYER ID No. 13-1659629
Form 990PF - 2003

Bellagio Study and Conference Center
Individual, Collaborative, and Parallel Residents – 2003

Dr. David A. Cressy (United States), Professor of History, Ohio State University, Columbus, Ohio – *a study, "Revolution and the Outbreak of the English Civil War"*

Ms. Judy Dater (United States), Artist, Berkeley, California – *an introduction to a manuscript, "California Portraits: A Reflection of Our Time"*

Dr. Michael C. Dawson (United States), Professor of Government and Afro-American Studies, Harvard University, Cambridge, Massachusetts – *a study, "The Ethics of Aversion: Between Confrontation and Acquiescence" (with Michael G. Hanchard)*

Dr. Carolyn J. Dean (United States), Professor of History, Brown University, Providence, Rhode Island – *a study, "Numbness, Empathy, and Indifference after the Holocaust"*

Dr. Michael Dear (United States), Professor of Geography and Director, Southern California Studies Center, University of Southern California, Los Angeles, California – *a study, "Managing Urban Sprawl" (with Jennifer Wolch)*

Mr. Nicholas F. Delbanco (United States), Robert Frost Collegiate Professor of English, University of Michigan, Ann Arbor, Michigan – *a new novel, "The Vagabonds"*

Dr. Judy S. DeLoache (United States), William R. Kenan, Jr. Professor of Psychology, University of Virginia, Charlottesville, Virginia – *a book on the origins and early development of symbolic functioning*

Dr. Gaurav G. Desai (India), Assistant Professor of English, Tulane University, New Orleans, Louisiana – *a manuscript, "Under Erasure: 'Culture' and the Diasporic Imaginary"*

Dr. Roseanne Denise Diab (South Africa), Professor, University of Natal, Durban, South Africa – *a study, "High Ozone Events over North Africa: Investigation of Possible Long-range Transport from Europe"*

Dr. Nikolai Dmitrievich Dobrynin (Russian Federation), Professor, Voronezh State Agricultural University, Voronezh, Russian Federation – *a monograph, "Conservation and Management of Natural Pollinators for the Pollination of Crops"*

Dr. Gerald V. Dunne (Australia), Professor of Physics, University of Connecticut, Storrs, Connecticut – *a study, "Probing the Quantum Vacuum"*

Mr. Jason K. Eckardt (United States), Executive Director, Ensemble 21, New York, New York – *music composition, "16," for amplified flute and string trio*

Ms. Heide Fasnacht (United States), Professor of Sculpture, Harvard University, Cambridge, Massachusetts – *artwork*

Dr. Katherine Fennelly (United States), Professor of Public Affairs and Adjunct Professor of Public Health, University of Minnesota, Minneapolis, Minnesota – *a manuscript, "Immigration, Race Relations and Turkey Production in the Rural Midwest"*

THE ROCKEFELLER FOUNDATION
EMPLOYER ID No. 13-1659629
Form 990PF - 2003

Bellagio Study and Conference Center
Individual, Collaborative, and Parallel Residents – 2003

Ms. Gina Ferrari (United States), Artist, Southfield, Michigan – a video, *"Beyond Landscape: Paradoxes of Life and Death among the Contadina of Northern Italy"*

Dr. Teresa Fiore (Italy), Assistant Professor in Italian, California State University at Long Beach, Long Beach, California – a manuscript, *"Preoccupied Spaces: Revisioning the Italian Nation through a Comparative Study of Its Migration Cultures"*

Robert H. Fletcher M.D. (United States), Professor, Department of Ambulatory Care and Prevention, Harvard University, Boston, Massachusetts – a book for the general public on how health research is carried out and interpreted (with Suzanne W. Fletcher)

Suzanne W. Fletcher M.D. (United States), Professor, Harvard University, Cambridge, Massachusetts – a book for the general public on how health research is carried out and interpreted (with Robert H. Fletcher)

Dr. Rosemary J. Foot (United Kingdom), Professor of International Relations, St. Antony's College, Oxford, England – a manuscript, *"Human Rights and Security in US Asia Policy: The Effects of 11 September 2001"*

Dr. Elisabeth A. Frost (United States), Assistant Professor of English, Fordham University, New York, New York – a manuscript, *"In Another Tongue: Image, Text and the Body in Contemporary Feminist Art and Poetry"*

Dr. Alvin I. Goldman (United States), Board of Governors Professor, Rutgers University, New Brunswick, New Jersey – a study, *"Metaphysics and Cognition" (with Roberto Casati)*

Ms. Anita González (United States), Writer, Director, and Choreographer, Florida State University, Tallahassee, Florida – a play script, *"Cigar Memories," about the Afro-Cuban cigar workers of Tampa, Florida, 1890-1920*

Ms. Joanne Greenbaum (United States), Artist, New York, New York – artwork, *"Painting and Drawing"*

Ms. Lourdes Grobet (Mexico), Artist, Mexico City, Mexico – artwork, *"Painted Landscapes"*

Dr. Jessie Christine Gruman (United States), President, Center for the Advancement of Health, Washington, DC – a manuscript, *"Capturing the Value of Health Research"*

Dr. Julia S. Guivant (Brazil), Senior Lecturer, Universidade Federal de Sta Catarina, Florianópolis, Brazil – a report, *"Uncertain Food Risks in the Global Risk Society: Including the Brazilian Case"*

Dr. Richard Pemasiri Gunawardane (Sri Lanka), Chairman, National Education Commission, Colombo, Sri Lanka – a national policy paper on tertiary education reforms in Sri Lanka

Dr. Michael G. Hanchard (United States), Associate Professor, Northwestern University, Evanston, Illinois – a study, *"The Ethics of Aversion: Between Confrontation and Acquiescence" (with Michael C. Dawson)*

THE ROCKEFELLER FOUNDATION
EMPLOYER ID No. 13-1659629
Form 990PF - 2003

Bellagio Study and Conference Center
Individual, Collaborative, and Parallel Residents – 2003

Dr. William Kenneth Hawes (United States), Professor, School of Communication, University of Houston, Houston, Texas – *a manuscript, "Caligula Revisited: The Relationship of Pornographic and Traditional Theatrical Moving Pictures since 1970"*

Dr. John Charles Hawley (United States), Associate Professor of English, Santa Clara University, Santa Clara, California – *a manuscript, "The Arc of African Literature"*

Mr. Louis Hock (United States), Professor of Visual Arts, University of California at San Diego, La Jolla, California – *artwork, "Sicily"*

Ms. Barbara Joyce Hocking (Australia), Independent Scholar, Toorak, Victoria, Australia – *a legal history of the settlement of Australia, "Suffer the Children"*

Dr. Karin Holstius (Finland), Professor of Economics, Helsinki Business Polytechnic, Helsinki, Finland – *a study, "Visionary Management" (with Pentti Malaska)*

Dr. Daniel Walker Howe (United States), R. Stanton Avery Distinguished Visiting Fellow, Huntington Library, San Marino, California – *a manuscript, "What Hath God Wrought: America Transformed 1815-1848"*

Ms. Mary Jane Jacob (United States), Independent Curator and Adjunct Assistant Professor, School of the Art Institute of Chicago, Chicago, Illinois – *a book of essays and artist interviews, "In the Space of Art: Buddha and the Culture of Now" (with Jacquelyn Baas)*

Dr. Ruth Kartun-Blum (Israel), Professor and Head, Department of Literature, Hebrew University, Jerusalem, Israel – *a manuscript, "Reading the Scriptures in Hebrew and Israeli Literature"*

Mr. Galway Kinnell (United States), Erich Maria Remarque Professor of Creative Writing, New York University, New York, New York – *a manuscript of poems*

Robert L. Klitzman M.D. (United States), Assistant Professor of Clinical Psychiatry, Columbia University, New York, New York – *a manuscript, "Double Lives: When Doctors Become Patients"*

Dr. Anatoly A. Krasikov (Russian Federation), Professor and Head, Centre for Religious and Social Studies, Institute of Europe, Moscow, Russian Federation – *a manuscript, "The 'Third Rome' Today: Religious Liberty as a Condition of Civil Peace and Interethnic Concord in Russia"*

Mr. Ronald J. Kuivila (United States), Adjunct Professor, Wesleyan University, Middletown, Connecticut – *music composition, "Implicit Melodies"*

Mr. Amshan Kumar (India), Writer and Filmmaker, Chennai, India – *a documentary film, "Seed Bowl," and scripts for video shorts based on three Ashokamitran stories*

Mr. Charles T. Labelle (United States), Instructor of Art and Art Theory, Otis College of Art & Design, Los Angeles, California – *a photographic project, "Illuminated Trees," and a video project, "Milan Probe"*

THE ROCKEFELLER FOUNDATION
EMPLOYER ID No. 13-1659629
Form 990PF - 2003

Bellagio Study and Conference Center
Individual, Collaborative, and Parallel Residents – 2003

Dr. Lawrence L. Langer (United States), Alumnae Chair Professor of English Emeritus, Simmons College, West Newton, Massachusetts – *a series of essays, "Life Is Not Beautiful and Other Holocaust Subversions"*

Dr. Herbert Leibowitz (United States), Editor and Publisher, *Parnassus: Poetry in Review*, New York, New York – *a critical biography of William Carlos Williams*

Ms. Zoe Leonard (United States), Artist, New York, New York – *artwork*

Ms. Liz Lerman (United States), Artistic Director, Liz Lerman Dance Exchange, Takoma Park, Maryland – *a series of essays on the philosophy and processes of her work as an artist and develop the framework for the next major performance work*

Dr. Theodore Levin (United States), Associate Professor of Music, Dartmouth College, Hanover, New Hampshire – *a manuscript, "Where Mountains Sing: Sound, Music, and Spiritual Landscape in Tuva and Beyond" (with Valentina Süzükei)*

Dr. Arend Lijphart (United States), Research Professor Emeritus of Political Science, University of California at San Diego, La Jolla, California – *a manuscript, "Designing Democratic Institutions: Practical Guidelines"*

Dr. Arturo Lindsay (United States), Associate Professor of Art, Spelman College, Atlanta, Georgia – *an art and poetry manuscript, "Children of the Middle Passage" (with Opal J. Moore)*

Prof. Daniel Link (Argentina), Writer, Buenos Aires, Argentina – *a writing project, "La Ansiedad: Novela Trash" ("Anxiety: A Trash Novel")*

Dr. Françoise Lionnet (United States), Professor of French and Francophone Studies, University of California at Los Angeles, Los Angeles, California – *a study investigating the role of translation in postcolonial literatures from a multidisciplinary perspective (with Danielle D. Tranquille)*

Dr. Alfred J. López (United States), Assistant Professor of English, Florida International University, Miami, Florida – *a study, "José Martí and the Role of Literature in the Formation of Cuban Nationalisms"*

Dr. Jens Otto Ludwig (United States), Associate Professor of Public Policy, Georgetown University, Washington, DC – *a study, "Guns and Gun Violence" (with Philip J. Cook)*

Mr. Jamil Mahuad (Ecuador), Senior Research Fellow, Program on Negotiation, Harvard University, Cambridge, Massachusetts – *two projects, "Adventures in Fixing the World and "Resolving an Ancient Conflict: Peru and Ecuador"*

Dr. Pentti Malaska (Finland), Professor of Economics, Turku School of Economics, Turku, Finland – *a study, "Visionary Management" (with Karin Holstius)*

Dr. Lenore H. Manderson (Australia), Professor of Public Health, University of Melbourne, Victoria, Australia – *a manuscript, "Surface Tensions: Surgery, Bodily Boundaries and the Social Self"*

THE ROCKEFELLER FOUNDATION
EMPLOYER ID No. 13-1659629
Form 990PF - 2003

Bellagio Study and Conference Center
Individual, Collaborative, and Parallel Residents – 2003

Dr. Ann R. Markusen (United States), Professor of Planning and Public Affairs, University of Minnesota, Minneapolis, Minnesota – *a manuscript, "Creating Good Work"*

Ms. Patricia McKenna (Ireland), Artist, Monkstown, Co. Dublin, Ireland – *artwork, "Exposure"*

Mr. Arvind Krishna Mehrotra (India), Professor of English, University of Allahabad, Allahabad, India – *a collection of new poems*

Mr. Harold Meltzer (United States), Composer and Artistic Director, Sequitur Music Ensemble, New York, New York – *music composition, "Sindbad," for narrator and piano trio*

Dr. Damian R. Miller (United States), Director of Rural Operations, Shell Solar BV, Amsterdam, Netherlands – *a manuscript, "Selling Solar: The Lessons for Technology Diffusion and Sustainability"*

Mr. Larry Minear (United States), Director, Humanitarianism and War Project, Tufts University, Medford, Massachusetts – *a manuscript, "The Political Economy of the Humanitarian Enterprise" (with Ian R. Smillie)*

Dr. Reshmi Mitra (India), Professor of Economics, Xavier Labor Relations Institute, Jamshedpur, India – *a study, "Corporate Social Responsibility: A Partnership Management Framework for Reducing Vulnerability in Marginalized Communities"*

Ms. Opal J. Moore (United States), Associate Professor and Chair, Department of English, Spelman College, Atlanta, Georgia – *an art and poetry manuscript, "Children of the Middle Passage" (with Arturo Lindsay)*

Ms. Teresa Morales (United States), Union of Community Museums of Oaxaca, Oaxaca, Mexico – *a manuscript, "The Community Museum Movement: Initiatives in Oaxaca, Mexico, and Latin America" (with Cuauhtémoc Camarena)*

Dr. James Nagel (United States), J. O. Edison Distinguished Professor of American Literature, University of Georgia, Athens, Georgia – *a manuscript, "The Impressionistic Dimensions of Hemingway's 'A Farewell to Arms'"*

Ms. Akemi Naito (Japan), Composer, New York, New York – *music composition, "New Work for Satsuma Biwa"*

David G. Nathan M.D. (United States), Robert A. Stranahan Distinguished Professor of Pediatrics, Harvard University, Boston, Massachusetts – *a manuscript, "Curing Cancer"*

Dr. Hiroshi Ono (Canada), Professor of Psychology, York University, Toronto, Ontario, Canada – *a study, "Direction and Distance: Defining the Historical Dimensions" (with Nicholas J. Wade)*

Ms. Dael Orlandersmith (United States), Writer, New York, New York – *a novel, "Lone Dancer Underground"*

THE ROCKEFELLER FOUNDATION
EMPLOYER ID No. 13-1659629
Form 990PF - 2003

Bellagio Study and Conference Center
Individual, Collaborative, and Parallel Residents – 2003

Dr. Pramod Kumar Pandey (India), Professor of Linguistics, Jawaharlal Nehru University, New Delhi, India – a study, *"Sounds and Their Patterns in Indian Languages"*

Ms. Jan Paris (United States), Conservator for Special Collections, University of North Carolina, Chapel Hill, North Carolina – a study, *"Rethinking Conservation: New Paradigms for Decision-making"*

Mr. Cesar P. Paternosto (United States), Artist, New York, New York – a book of poetry and painting, *"Kelleccani Sitowa" (with Cecilia Vicuña)*

Mr. Craig John Pearson (Australia), Dean, Ontario Agricultural College, Guelph, Ontario, Canada – a manuscript, *"Civilization's Journey: A Journey of Western Agriculture and Landscape"*

Dr. Silvia Pedraza (United States), Associate Professor of Sociology, University of Michigan, Ann Arbor, Michigan – a manuscript, *"False Hopes: Political Disaffection in Cuba's Revolution and Exodus"*

Dr. Charles Perrow (United States), Emeritus Professor of Sociology, Yale University, New Haven, Connecticut – a manuscript, *"Organizations and Disasters"*

Dr. Agata Preis-Smith (Poland), Associate Professor of Literature, University of Warsaw, Warsaw, Poland – a study, *"Gender Masquerade as Social Critique in American Poetry of the 1950s and 1960s"*

Mr. Paul Elliot Rock (United Kingdom), Professor of Social Institutions, London School of Economics, London, England – a monograph, *"The Development of Policies for Victims of Crime in England and Wales, 1997-2001"*

Dr. Victoria L. Rovine (United States), Curator, Arts of Africa, Oceania and the Americas, University of Iowa, Iowa City, Iowa – a manuscript, *"African Fashion/Global Style"*

Prof. Ramón Eduardo Ruiz (United States), Professor Emeritus of Latin American History, University of California at San Diego, La Jolla, California – memoirs, *"Memories of a Hyphenated Man"*

Dr. Diane Margaret Sainsbury (United States), Lars Hierta Professor of Political Science, Stockholm University, Stockholm, Sweden – a manuscript, *"Welfare States, Immigration, and Citizenship: The Politics of Inclusion and Exclusion"*

Ms. Ivana Sajko (Croatia), Playwright, Zagreb, Croatia – a cycle of theatrical monologues, *"Quarantine: Nomades, Lost Faces and Tragic Heroes"*

Dr. Gary R. Saxonhouse (United States), Professor of Economics, University of Michigan, Ann Arbor, Michigan – a manuscript, *"The Evolution of Labor Standards in Japan: Human Rights, Scientific Management and International Economic Conflict"*

Dr. Vivien A. Schmidt (United States), Jean Monnet Professor of European Integration, Boston University, Boston, Massachusetts – a study, *"Democracy in Europe: Institutions, Ideas, Discourse"*

THE ROCKEFELLER FOUNDATION
EMPLOYER ID No. 13-1659629
Form 990PF - 2003

Bellagio Study and Conference Center
Individual, Collaborative, and Parallel Residents – 2003

Steven A. Schroeder M.D. (United States), Distinguished Professor of Health and Health Care, University of California at San Francisco, San Francisco, California – *a study, "Shaping a Center for Smoking Cessation and Health Professionals"*

Dr. Ullica Segerstråle (Finland), Professor of Sociology, Illinois Institute of Technology, Chicago, Illinois – *an intellectual biography of William D. Hamilton*

Dr. Lee A. Siegel (United States), Professor of Religion, University of Hawaii, Honolulu, Hawaii – *a novel, "Love and the Old Man"*

Mr. David J. Simons (United States), Composer, New York, New York – *a new music composition for the Harry Partch Instruments, "Odentity"*

Dr. Richard P. Sloan (United States), Professor of Behavioral Medicine, Columbia University, New York, New York – *a study, "Blind Faith: Evidence, Anecdote and Advocacy in the Union of Religion and Medicine"*

Mr. Ian R. Smillie (Canada), Consultant, Humanitarianism and War Project, Tufts University, Medford, Massachusetts – *a manuscript, "The Political Economy of the Humanitarian Enterprise" (with Larry Minear)*

Dr. Sylvia Wassertheil Smoller (United States), Professor and Head, Division of Epidemiology and Biostatistics, Albert Einstein College of Medicine, Bronx, New York – *a manuscript, "Evidence and Reasoning in Health Research"*

Dr. Kayode Soremekun (Nigeria), Professor of International Relations, Obafemi Awolowo University, Ile-Ife, Nigeria – *a study, "Washington and the Democratic Imperative in Nigeria and Kenya"*

Mr. Jon Spelman (United States), Writer, Silver Spring, Maryland – *a personal memoir, essay and oral history project, "Sauntering toward Promised Land"*

Dr. Nico Stehr (Germany), Professor, Kulturwissenschaftliches Institut, Essen, Germany – *a study, "The Governance of Knowledge"*

Dr. Sidney Strauss (Israel), Branco Weiss Professor of Research in Child Development and Education, Tel Aviv University, Tel Aviv, Israel – *a manuscript, "Teaching as a Natural Cognition"*

Mr. Rennard Strickland (United States), Philip H. Knight Professor of Law, University of Oregon, Eugene, Oregon – *a manuscript, "Spirit Red: The Five Hundred Year War for Native American Conquest and Survival"*

Ms. Valentina Süzükei (Russian Federation), Senior Academic Officer, Tuvan Institute for Humanistic Research, Kyzyl, Tuva, Russian Federation – *a manuscript, "Where Mountains Sing: Sound, Music, and Spiritual Landscape in Tuva and Beyond" (with Theodore Levin)*

Mr. Habib Tanvir (India), Artistic Director, Naya Theatre, Bhopal, India – *an autobiography*

THE ROCKEFELLER FOUNDATION

EMPLOYER ID No. 13-1659629

Form 990PF - 2003

**Bellagio Study and Conference Center
Individual, Collaborative, and Parallel Residents – 2003**

Dr. Danielle D. Tranquille (Mauritius), Lecturer, University of Mauritius, Reduit, Mauritius – *a study investigating the role of translation in postcolonial literatures from a multidisciplinary perspective (with Françoise Lionnet)*

Dr. Nancy J. Turner (Canada), Professor of Environmental Studies, University of Victoria, Victoria, BC, Canada – *a manuscript, "The Earth's Blanket': Cultural Teachings for Sustainable Living"*

Mr. Larry Tye (United States), Correspondent, *The Boston Globe*, Cambridge, Massachusetts – *a manuscript, "Rising from the Rails: Pullman Porters and the Birth of the Black Middle Class"*

Dr. Ann Varley (United Kingdom), Reader in Geography, University College London, London, England – *a manuscript, "Gender and the Meaning of Home: Cultures of Housing in Urban Mexico"*

Mr. Rodolfo Carlos Vera (Philippines), Playwright, Philippine Educational Theater Association, Quezon City, Philippines – *a new play focusing on the "foreign worker" in the age of globalization (with Rustom Homi Bharucha)*

Ms. Cecilia Vicuña (Chile), Poet, New York, New York – *a book of poetry and painting, "Kelccani Sitowa" (with Cesar P. Paternosto)*

Dr. Robert Vitalis (United States), Associate Professor of Political Science, University of Pennsylvania, Philadelphia, Pennsylvania – *a manuscript, "America's Kingdom: Saudi Arabia and the World Oil Frontier, 1945-1970"*

Dr. Veljko Vujacic (Yugoslavia, Fed. Rep.), Associate Professor of Sociology, Oberlin College, Oberlin, Ohio – *a manuscript, "Nationalism, Myth and Politics: Russians and Serbs in the Dissolution of the Soviet Union and Yugoslavia"*

Dr. Nicholas J. Wade (United Kingdom), Professor of Visual Psychology, University of Dundee, Dundee, Scotland – *a study, "Direction and Distance: Defining the Historical Dimensions" (with Hiroshi Ono)*

Dr. Robert Wade (United Kingdom), Professor of Political Economy, London School of Economics, London, England – *a manuscript, "Poverty and Income Distribution on a World Scale: Trends, Causes, and a Theory of the Ladder"*

Dr. Donald Weber (United States), Professor of English, Mount Holyoke College, South Hadley, Massachusetts – *a study, "The Anxiety of Belonging: Multiculturalism and Identity Politics in US and UK Literary and Popular Culture"*

Dr. Jennifer A. Widner (United States), Associate Professor of Political Science, University of Michigan, Ann Arbor – *a study exploring cross-cultural variation in norms of good faith and fair dealing*

Dr. Oliver E. Williamson (United States), Edgar F. Kaiser Professor of Business, Economics and Law, University of California at Berkeley, Berkeley, California – *a re-examination of corporate governance from a combined law, economics and organization perspective*

THE ROCKEFELLER FOUNDATION
EMPLOYER ID No. 13-1659629
Form 990PF - 2003

Bellagio Study and Conference Center
Individual, Collaborative, and Parallel Residents – 2003

Dr. Jennifer Wolch (United States), Professor of Geography and Director, Sustainable Cities Program, University of Southern California, Los Angeles, California – *a study, "Managing Urban Sprawl" (with Michael Dear)*

Ms. Wendy Woodson (United States), Professor of Theater and Dance, Amherst College, Amherst, Massachusetts – *performance and video pieces, "Cross Continental"*

Prof. David Woodward (United States), Arthur H. Robinson Professor of Geography, University of Wisconsin, Madison, Wisconsin – *a manuscript, "Cartography in the European Renaissance"*

Dr. Donald R. Wright (United States), Distinguished Teaching Professor of History, State University of New York at Cortland, Cortland, New York – *a manuscript, "Globalization in the Daily Lives of Gambians"*

Mr. John C. Yoo (United States), Professor of Law, University of California at Berkeley, Berkeley, California – *a manuscript, "Globalization and the onstitution"*

Mr. Alfred A. Yuson (Philippines), Lecturer in English, Ateneo de Manila University, Quezon City, Philippines – *a novel, "Mountain Lake"*

Dr. Ghil'ad Zuckermann (Israel), Gulbenkian Research Fellow, Churchill College, Cambridge, England – *a manuscript, "Language, Culture and Identity: 'Lexical Engineering' as a Tool for Judging Other Religions: A Socio-Philological Perspective"*

Employer ID No. 13-1659629
Form 990PF - 2003

DEPRECIABLE ASSETS and DEPRECIATION EXPENSE

| | Book Value
on 1/1/03 | Allocation
Adjustment | Additions | Depreciation | Book Value
on 12/31/03 | Market Value
Adjustment* | Fair Market
Value on 12/31/03 |
|---|-------------------------|--------------------------|-----------------|----------------------|---------------------------|-----------------------------|----------------------------------|
| Depreciable assets held for
charitable puposes (See page 2) | | | | | | | |
| <u>New York Office:</u> | | | | | | | |
| Furniture & Equipment | 624,041 | 0 | 9,446 | (305,702) | 327,785 | 0 | 327,785 |
| Building - 420 5th Avenue | 23,203,015 | | 0 | (828,931) | 22,374,084 | 13,310,187 | 35,684,271 |
| <u>Bellagio, Italy</u> | | | | | | | |
| Land & Buildings
(at nominal amount) | 1 | | 0 | 0 | 1 | 0 | 1 |
| Subtotal | 23,827,057 | 0 | 9,446 | (1,134,632) | 22,701,870 | 13,310,187 | 36,012,057 |
| Depreciable assets held for
investment purposes (Part X, line 1.C) | 868,276 | | 699 | (315,873) | 553,102 | 0 | 553,102 |
| TOTAL (Part II, line 14) | \$24,695,333 | \$0 | \$10,145 | (\$1,450,506) | \$23,254,972 | \$13,310,187 | \$36,565,159 |

* Based on appraisal performed as of June 30, 1999.

STATEMENT #17

Page 2 of 3

THE ROCKEFELLER FOUNDATION

Employer ID No. 13-1659629

Form 990PF - 2003

DEPRECIABLE ASSETS HELD FOR CHARITABLE PURPOSES

| | | Date | Basis | Allocation | Depreciation allowed | Life or | Deduction for | Book Value | |
|------------------------------|----------------------|----------|-----------|--------------|----------------------|-------------|---------------|-------------|--------------|
| Description of Property | | acquired | (cost) | Adjustment | or allowable in | rate | this year* | on 12/31/03 | |
| Computer hardware & software | **** | 1998 | 46,648 | 658 | 39,256 | 5 | 8,050 | (0) | |
| | | 1999 | 23,652 | 372 | 17,853 | 5 | 4,835 | 1,336 | |
| | | 2000 | 12,444 | 241 | 6,958 | 5 | 2,544 | 3,183 | |
| | | 2001 | 4,801 | | 1,435 | 5 | 961 | 2,405 | |
| | | 2002 | 7,209 | | 861 | 5 | 1,442 | 4,905 | |
| | | 2003 | 0 | | | | | | |
| | | 1998 | 29,234 | 374 | 26,637 | 5 | 2,970 | 1 | |
| | | 1999 | 63,011 | 1,053 | 44,245 | 5 | 12,882 | 6,937 | |
| | | 2000 | 179,022 | 3,667 | 89,467 | 5 | 36,599 | 56,624 | |
| | | 2001 | 22,640 | | 6,958 | 5 | 4,528 | 11,154 | |
| | | 2002 | 23,987 | | 1,975 | 5 | 4,797 | 17,215 | |
| | | 2003 | 9,446 | | | 5 | 1,895 | 7,551 | |
| | Furniture & Fixtures | | 1994 | 1,852,127 | 17,654 | 1,633,131 | 10 | 189,321 | 47,330 |
| | | *** | 1994 | 3,544 | 39 | 2,857 | 10 | 362 | 364 |
| | | 1995 | 66,249 | 725 | 53,431 | 10 | 6,772 | 6,771 | |
| | | 1996 | 8,199 | 105 | 5,789 | 10 | 838 | 1,677 | |
| | | 1997 | 1,092 | 17 | 594 | 10 | 112 | 403 | |
| | | 1998 | 64,458 | 1,137 | 28,860 | 10 | 6,589 | 30,147 | |
| | | 1999 | 4,816 | 90 | 1,912 | 10 | 492 | 2,501 | |
| | | 2000 | 182,756 | 0 | 48,768 | 10 | 18,276 | 115,712 | |
| | | 2001 | 5,311 | | 767 | 10 | 531 | 4,013 | |
| | | 2002 | 9,061 | | 599 | 10 | 906 | 7,556 | |
| | | 2003 | 0 | | | | | | |
| Building - 420 5th Avenue | | | 1994 | 26,446,536 | 512,278 | 5,182,107 | 45 | 600,737 | 21,175,970 |
| | | *** | 1994 | 348,329 | 6,856 | 62,426 | 45 | 7,912 | 284,846 |
| | | 1995 | 262,842 | 5,173 | 47,103 | 45 | 5,970 | 214,941 | |
| | **** | 1995 | 10,571 | 212 | 1,658 | 45 | 240 | 8,884 | |
| | | 1996 | 47,236 | 949 | 7,413 | 45 | 1,073 | 39,699 | |
| | | 1997 | 31,291 | 650 | 3,779 | 45 | 711 | 27,451 | |
| | | 1998 | 41,256 | 872 | 4,176 | 45 | 937 | 37,015 | |
| | | 1999 | 74,533 | 1,610 | 5,714 | 45 | 1,693 | 68,736 | |
| | | 2000 | 1,015,806 | 0 | 542,134 | 5 | 203,161 | 270,511 | |
| | | 2001 | 239,335 | | 8,799 | 5 | 5,319 | 225,218 | |
| | | 2002 | 22,670 | | 678 | 5 | 1,177 | 20,815 | |
| | | 2003 | 0 | | | | | | |
| | TOTAL | | | \$31,160,111 | \$554,732 | \$7,878,339 | | \$1,134,632 | \$22,701,871 |

THE ROCKEFELLER FOUNDATION
Employer ID No. 13-1659629
Form 990PF - 2003

DEPRECIABLE ASSETS HELD FOR INVESTMENT PURPOSES

| Description of Property | | Date
acquired | Basis
(cost) | Allocation
Adjustment | Depreciation allowed | | Deduction for
this year* | Book Value
on 12/31/03 | | |
|---------------------------------|----------------------|------------------|-----------------|--------------------------|----------------------------------|-----------------|-----------------------------|---------------------------|-----------|-----------|
| | | | | | or allowable in
earlier years | Life or
rate | | | | |
| Computer hardware &
software | **** | 1998 | 1,035 | (658) | 377 | 5 | 0 | (0) | | |
| | | 1999 | 525 | (372) | 152 | 5 | 0 | 0 | | |
| | | 2000 | 276 | (241) | 35 | 5 | 0 | 0 | | |
| | | 2001 | 366 | | 109 | 5 | 73 | 183 | | |
| | | 2002 | 549 | | 66 | 5 | 110 | 374 | | |
| | | 2003 | 0 | | | | | | | |
| | | 1998 | 648 | (374) | 275 | 5 | 0 | (0) | | |
| | | 1999 | 1,398 | (1,053) | 344 | 5 | 0 | 0 | | |
| | | 2000 | 3,971 | (3,667) | 304 | 5 | 0 | 0 | | |
| | | 2001 | 1,725 | | 530 | 5 | 345 | 850 | | |
| | | 2002 | 1,828 | | 150 | 5 | 366 | 1,312 | | |
| | | 2003 | 699 | | | 5 | 140 | 559 | | |
| | Furniture & Fixtures | *** | 1994 | 41,083 | (17,654) | 23,428 | 10 | 0 | 0 | |
| | | | 1994 | 79 | (39) | 39 | 10 | 0 | 0 | |
| 1995 | | | 1,469 | (725) | 744 | 10 | 0 | 0 | | |
| 1996 | | | 182 | (105) | 77 | 10 | 0 | (0) | | |
| 1997 | | | 24 | (17) | 7 | 10 | 0 | 0 | | |
| 1998 | | | 1,430 | (1,137) | 293 | 10 | 0 | 0 | | |
| 1999 | | | 107 | (90) | 16 | 10 | 0 | 0 | | |
| 2000 | | | 259,753 | 0 | 69,315 | 10 | 25,975 | 164,463 | | |
| 2001 | | | 405 | | 58 | 10 | 40 | 306 | | |
| 2002 | | | 690 | | 46 | 10 | 69 | 576 | | |
| 2003 | | | 0 | | | | | | | |
| Building - 420 5th Avenue | | | *** | 1994 | 586,619 | (512,278) | 74,342 | 45 | 0 | (0) |
| | 1994 | 7,726 | | (6,856) | 870 | 45 | 0 | 0 | | |
| | 1995 | 5,830 | | (5,173) | 657 | 45 | 0 | 0 | | |
| | **** | 1995 | 234 | (212) | 22 | 45 | 0 | 0 | | |
| | | 1996 | 1,048 | (949) | 99 | 45 | 0 | (0) | | |
| | | 1997 | 694 | (650) | 44 | 45 | 0 | 0 | | |
| | | 1998 | 915 | (872) | 43 | 45 | 0 | (0) | | |
| | | 1999 | 1,653 | (1,610) | 44 | 45 | 0 | (0) | | |
| | | 2000 | 1,443,773 | 0 | 770,540 | 5 | 288,755 | 384,479 | | |
| | | 2001 | 0 | | | 5 | 0 | 0 | | |
| | | 2002 | 0 | | | 5 | 0 | 0 | | |
| | | 2003 | 0 | | | | 0 | 0 | | |
| | | TOTAL | | | \$2,366,735 | (\$554,732) | \$943,027 | | \$315,873 | \$553,102 |

*** Included as asset purchase in 1994, to be depreciated starting in 1995

**** Included as an asset purchase in 1995, to be depreciated starting in 1996

STATEMENT #18

THE ROCKEFELLER FOUNDATION
Employer ID No. 13-1659629
Form 990PF - 2003

FURNISHING OF GOODS, SERVICES AND FACILITIES

The Rockefeller Foundation regularly holds conferences relating to its exempt purposes at a Study and Conference Center located in Bellagio, Italy. The Foundation furnished food and lodging to twelve government officials in 2003 (see attached); however, before providing such benefits, the Foundation secured a ruling from the Internal Revenue Service that such transactions were not acts of self-dealing. See copy of IRS ruling dated April 1, 1975 attached.

THE ROCKEFELLER FOUNDATION
EMPLOYER ID No. 13-1659629
Form 990PF - 2003

Government Officials Attending Bellagio Conferences or Teams - 2003

Dutton, Peter – US National Marine Fisheries Service. Attended meeting on “Conservation and Sustainable Management of Sea Turtles in the Pacific Ocean, November 17 to 22.

Fee, Elizabeth – National Library of Medicine, National Institutes of Health. Attended meetings: History of Public Health Working Group on Human Resources for Health and Development, March 5 to 10; History of Public Health and the Evolving Model of the Public Health Professional, October 27 to November 1; and Working Group Coordination Meeting on Human Resources for Health and Development, December 8 to 12.

Fineberg, Harvey V. – Institute of Medicine, National Academies. Attended a meeting “An Informal Consultation on Global Health,” April 1 to 5.

Hake, Sarah – US Department of Agriculture Plant Gene Expression Lab. Attended meeting on “Exploring the Potential Use of Biotechnology to Alter Plant Development Programs, November 10 to 14.

Hogan, David – Office of Marine Conservation, US Department of State. Attended meeting on “Conservation and Sustainable Management of Sea Turtles in the Pacific Ocean, November 17 to 22.

Rifkind, John – Section on Molecular Dynamics, Laboratory of Cellular and Molecular Biology, National Institute on Aging, National Institutes of Health. Attended a meeting on “Redox Metabolism in Malaria – From Genes to Drugs,” February 3 to 7.

Royall, Julia – National Library of Medicine, National Institutes of Health. Attended meeting on History of Public Health and the Evolving Model of the Public Health Professional, October 27 to November 1.

Squires, Dale – US National Marine Fisheries Service. Attended meeting on “Conservation and Sustainable Management of Sea Turtles in the Pacific Ocean, November 17 to 22.

Steiger, William – Special Assistant to the Secretary, US Department of Health and Human Services. Attended a meeting “An Informal Consultation on Global Health,” April 1 to 5.

Steketee, Richard – Malaria Epidemiology Branch, Division of Parasitic Diseases, Centers for Disease Control and Prevention. Attended a meeting, “Knowledge into Action: Improving Equity in Child Health,” February 10 to 16.

Travis, Lois – Radia Epidemiology Oncology, National Cancer Institute/National Institutes of

THE ROCKEFELLER FOUNDATION
EMPLOYER ID No. 13-1659629
Form 990PF - 2003

Government Officials Attending Bellagio Conferences or Teams - 2003

Health. Attended a meeting, "Reducing Mortality and Improving Quality of Life in Long-term Survivors of Hodgkin's Disease," July 9 to 16.

Ulhir, Paul – International S&T Information Programs, National Academies. Attended a meeting on "Public Values, System Design and the Public Domain," March 3 to 7.

THE ROCKEFELLER FOUNDATION

**420 Fifth Avenue
New York, N.Y. 10018-2702**

**Employer ID No. 13-1659629
Form 990-PF - 2003**

Part XV, LINE 2, SUPPLEMENTARY INFORMATION

- (a) Requests for grants should be sent to:

Ms. Lynda Mullen, Secretary
The Rockefeller Foundation
420 Fifth Avenue
New York, NY 10018-2702
(212) 869-8500

- (b) No special form is required in making a request for Foundation aid. An application should include:
- a description of the project, with clearly stated plans and objectives;
 - a comprehensive plan for the total funding of the project during, and where applicable after, the proposed grant period;
 - a listing of the applicant's qualifications and accomplishments.
- (c) Applications for grants may be submitted at any time. Individual fellowship programs have specified deadlines; flyers describing these programs and the deadlines for applications can be obtained by writing to the Foundation at the above address.
- (d) The Foundation operates within the following program themes: Creativity and Culture, Food Security, Health Equity and Working Communities. A cross-theme of Global Inclusion supports, promotes and supplements the work of these themes. In addition, the Foundation supports a number of regional and special programs, among them the Africa Regional Program, the Southeast Asia Regional Program, Public/Private Partnerships and Global Philanthropy.

(For additional information see Program Theme Guidelines following this page.)

OVERVIEW

The Rockefeller Foundation is a knowledge-based, global foundation with a commitment to enrich and sustain the lives and livelihoods of poor and excluded people throughout the world.

In order to maximize its resources and leverage the Foundation's strengths, grantmaking is organized around four thematic lines of work: Creativity & Culture, Food Security, Health Equity and Working Communities. A cross-theme of Global Inclusion supports, promotes and supplements the work of these themes.

In addition, the Foundation supports a number of regional and special programs that are developing or in transition, among them the Africa Regional Program, Southeast Asia Regional Program, Communication for Social Change, Public/Private Partnerships and Global Philanthropy. We also offer a unique place for study and creative endeavor through our Bellagio Study and Conference Center in Northern Italy.

The Foundation's strategic direction focuses explicitly on the challenges faced by poor and excluded people and affirms our assumptions about development, most notably that:

For the Foundation's strategies to be most effective, poor and excluded people should have a voice in the process, we should actively find ways to unleash those voices, and such voices should be heeded; that

The poor and excluded people themselves should participate in researching, planning and doing the work, and that

We must seek creative ways to leverage our limited dollars in order to attract new funding from the private sector, international-aid organizations, and national, state and provincial governments.

The challenges confronting poor and excluded people are too numerous, complex and massive to be addressed by any single foundation alone. A \$15 million grant, or even a \$50 million grant, cannot begin to address a cure for AIDS or development of new tuberculosis drugs, for example. We must continue to emphasize the creation and support of global partnerships, alliances and collaboratives to affect positive change in the daily lives of poor people. The Foundation will continue to join forces with governments, industry, other foundations, and nongovernmental organizations to ensure that poor people are included in decisions that affect their lives.

Following are more specifics on the Foundation's programs.

Contacting the Foundation about grants

The Rockefeller Foundation works to enrich and sustain the lives and livelihoods of poor and excluded people throughout the world.

The Foundation works through four themes, or subject areas of work—Creativity and Culture, Food Security, Health Equity and Working Communities, and one cross-theme, Global Inclusion. This cross-theme addresses issues that connect the themes and their constituencies, and identifies ways to strengthen the linkages between them. In addition, the Foundation funds a number of programs that are new or exploratory in nature. Foundation programming is managed from the Foundation's offices in New York City; Bangkok, Thailand; Nairobi, Kenya; Harare, Zimbabwe; Mexico City; and San Francisco.

The Foundation is a proactive grantmaker—that is, the staff seek out opportunities that will advance the Foundation's long-term goals rather than reacting to unsolicited proposals. Foundation staff receive more than 12,000 unsolicited proposals each year, more than 75 percent of which cannot be considered because their purposes fall outside the Foundation's program guidelines.

The Foundation strongly discourages unsolicited grant proposals. We do not use an application form or standard format for proposals. Organizations seeking funding should carefully review the Foundation's grantmaking guidelines included in this publication or visit the Foundation's Web site at www.rockfound.org to determine if their project conforms to the Foundation's strategic interests. Only then should organizations send a short letter of inquiry addressed to the director of the subject area of interest, Rockefeller Foundation, 420 Fifth Avenue, New York, N.Y. 10018. Inquiries can also be sent electronically to the e-mail addresses listed after each description below.

Letters of inquiry should briefly describe the purpose of the project for which funds are being requested; the issues the proposed project will address; information about the organization; estimated budget and period for which funds are being requested; and qualification of key personnel involved in the project. Please do not send attachments.

Letters of inquiry will be considered as they are received throughout the year. Inquiries take from six to eight weeks for review. Organizations submitting inquiries that are of interest to the Foundation may be asked to submit a proposal.

It is important to note that, as a matter of policy, the Foundation does not give or lend money for personal aid to individuals or, except in rare cases, provide general institutional support, fund endowments, or contribute to building and operating funds.

ABOUT THE PROGRAMS

THEMES

Creativity & Culture

Goal: To give full expression to the creative impulses of individuals and communities in order to enhance the well-being of societies and better equip them to interact in a globalized world.

Culture and artistic expression serve as both barometers of the quality of people's lives and livelihoods, and as agents for improving them. Cultural workers—ranging from humanities scholars to traditional African griots and artists—serve as catalysts for comprehending and addressing the needs and aspirations of individuals and communities. Their role and the roles of their institutions are essential to preserving community traditions and memories, and to provide critical commentary about a rapidly changing world. Cultural workers and artists are vital to community resiliency as they help people withstand and respond to the stresses of poverty, migration, violence and discrimination.

Globalization, flowing on the currents of new technologies, can place creativity at risk as well as offer new avenues for expression. Technology can capture and provide new energy to threatened traditions by offering renewed strength to communities, and also give life to altogether new, borderless “imagined communities” that unite people through shared experiences. At the same time, globalization can lead to the homogenization of cultures and may undermine cultural diversity.

As it has throughout most of its history, the Rockefeller Foundation bases its support for the arts and humanities on the conviction that societies are enriched by the free expression of creative individuals. So as to address today's challenges of globalization, the Foundation aims to enhance the creativity of individuals and communities through the expansion of opportunities for creative expression to children from poor and marginalized communities, the preservation and renewal of the cultural heritage of poor and excluded people, the engagement of artists and humanists in the creation of democratic and inclusive societies, and the support of diverse creative expression and experiments with the new digital technologies.

The Foundation supports the recovery and reinvention of cultures through such vehicles as museum exhibitions, preservation of traditional art forms, cultural-heritage and folk-life projects, and community-arts projects, as well as efforts to promote cultural policy and to understand the cultural components of well-being. It promotes social critique and the free flow of ideas through humanities research and efforts to strengthen pluralism and institutions of public culture in Africa, Latin America and within Muslim communities, as well as the mobilization of religious organizations and workers in building civil society. In addition, the Foundation supports media and performing artists through fellowships, festivals and the creation/presentation of new work; it facilitates the interaction of the arts and new technologies; and it probes the meaning and impact of those technologies.

Although much of the Foundation's Creativity & Culture work is concentrated in the United States, initiatives in other countries include strengthening the World Conference on Religion and Peace, an international and multireligious nongovernmental organization, and mobilizing multireligious cooperation in Africa, Asia and parts of the Muslim world; the inaugural exhibition

of the National Museum of Popular Art in Mexico; a script-development fund for African filmmakers; a project to recover and publish literature by African women writers; a program at the Vietnam Museum of Ethnology of training and capacity building on Mekong Life Ways; and a research program seeking to conserve and renew Cambodian culture at the Center for Khmer Studies in Siem Reap.

FUNDING GUIDELINES

Creativity & Culture's grantmaking falls into several primary areas:

The Recovering and Reinventing Cultures Through Museums work supports exhibitions that broaden the definition of American art and chart the cultural contributions of non-Western populations.

The Partnerships Affirming Community Transformation (PACT) initiative supports community partnerships that use the arts and humanities to bridge difference and effect social change. Support is also given to ongoing research initiatives on the cultural indicators and other means of understanding the role of culture in building community.

Support is provided to preserve and strengthen threatened traditional art forms in Southeast Asia; to help communities recover and interpret cultural materials, such as literary or religious texts and oral histories; and to examine the role that memory, history and imagination play in helping communities withstand and adapt to the stresses of poverty, exclusion and violence.

Funding is provided for efforts to fortify civil society through cultural institutions in Africa, Southeast Asia and Latin America; and for mobilizing the assets of religions to build resilient communities. Support is provided for scholarship and research networks through a competitive program of Resident Humanities Fellowships hosted by humanities centers in North and South America.

Funding offered through application to the Multi-Arts Production (MAP) fund supports the creation of new work in the performing arts (dance, music and theater). Support for independent media artists in the United States and Mexico working in documentary, video, dramatic narrative film and experimental digital design is provided through New Media fellowships awarded by nomination—not by direct application—and administered by National Video Resources, a not-for-profit organization.

The theme has also funded an exploration to create environments that encourage new media collaborations between the artistic, scientific and technological communities, and to engage humanists and social scientists to probe the meaning of the cultural expression and new forms of social organization enabled by the Internet.

More detailed information on deadlines and application procedures for the competitive programs (Museums, PACT, Humanities Fellowships, MAP and New Media Fellowships) can be accessed at www.rockfound.org.

Inquiries at:
creativity@rockfound.org or fax (212) 852-8438.

Food Security

To improve the food security of the rural poor through the generation of agricultural policies, institutions and innovations that will provide sustainable livelihoods in areas of sub-Saharan Africa, Asia and Latin America bypassed by the Green Revolution.

Food security—all people having enough food to carry on normal activities at all times—will continue to be a central challenge for millions of households, numerous countries and at least one continent, Africa, over the next half century. Of the 5.1 billion people living in developing countries, 3 billion live in rural areas, most of them dependent on agriculture for their livelihoods. Currently, about 800 million people remain undernourished and roughly 24,000 people die each day from hunger and hunger-related causes.

Most of those who remain undernourished live in regions bypassed by the agricultural advances of the Green Revolution that contributed to dramatic improvements in food security for the majority of the world's people. Living on land that is often lower in natural agricultural potential, having few formal educational opportunities and little access to technology, these farming families, concentrated in sub-Saharan Africa, and less-favored parts of Asia and Latin America, remain in poverty.

To help these farm families move out of poverty, Foundation grantees are generating agricultural innovations, including more dependable and sustainable farming practices, and new crop varieties developed for the specific environmental and socioeconomic conditions under which the poor farm. The National Agricultural Research Organization of Uganda, for example, has released new maize varieties that have improved disease resistance and more efficient nitrogen utilization and that breed true, so farmers can save seed from their harvest for the next planting.

Our grantees are engaging the farmers themselves as participants in scientific investigations and in the development of new technologies to meet their needs. This is illustrated by the central role of farmer participation in research, conducted by the University of Zimbabwe, on maize-soybean rotations. Farmers participating in the program generally select large leafy soybean varieties that fix considerable nitrogen under local conditions and produce much stover, crop residue that remains after the harvest; and they helped develop cultivation practices that use the residual nitrogen in the stover to improve soil fertility and benefit subsequent maize crops.

The ability of local organizations to access and move key institutional, policy and technological levers is critical to the success of this process. To foster development of local, national and international policies that will increase the productivity, stability and sustainability of smallholder agriculture, the Foundation seeks to empower and invigorate institutions that provide goods and services to poor farmers. In Africa, for example, the Foundation provides funding to the Ministry of Agriculture and Irrigation in Malawi, to assist the government's development of a long-term strategy for sustainable soil-fertility management and food security for smallholder farmers; to the African Centre for Fertilizer Development to facilitate greater private-sector participation in the dissemination of soil-fertility technologies to smallholder farmers; and to the University of Pretoria to conduct research on the risks and benefits associated with the adoption of agricultural biotechnologies by smallholder farmers in Africa.

FUNDING GUIDELINES

Food Security's grantmaking falls into three distinct areas:

Enabling farmer participation in setting priorities for and in conducting plant breeding, developing seed production and distribution systems, and improving agronomic practices.

Accelerating the discovery, development and application of new genetic and agroecological strategies for enhancing yield stability, producing more resilient crops, improving human nutrition and preventing environmental degradation.

Fostering national development of policies that support resilient and profitable smallholder agriculture, and strengthen institutions that integrate the scientific and participatory approaches to innovation development.

The work of the Food Security theme is global in scope, but has a special emphasis on sub-Saharan Africa and South and Southeast Asia. Most grants are made to organizations in these regions. Training of national scientists from these regions can be included in research grants, and postdoctoral fellowships may be awarded to candidates nominated by grantee institutions.

Please see the Foundation's Web site for more information.

Inquiries at:

food@rockfound.org or fax (212) 852-8442.

Health Equity

Goal: To advance global health equity by pursuing the reduction of avoidable and unfair differences in the health status of populations.

The 20th century generated tremendous technological, economic and social change, of which one result has been a dramatic increase in both life expectancy and quality of life. Yet the majority of these advances have accrued to a very small fraction of humankind. Progress in health has not been equally distributed, either among or within countries.

These disparities in health achievement arise because of a host of factors including, genetic predisposition, crowded living conditions, environmental exposures, food insecurity and inadequate access to health care. While some of these health inequalities may be considered reasonable or unavoidable, others are deemed unjust and therefore inequitable. Making this distinction involves an ethical notion of fairness. There is equity in health when individuals are able to attain their full health potential regardless of age, gender, race or socioeconomic circumstances.

Health-product market failures, crumbling health systems in the wake of health-care reform and a myriad of looming health threats have combined to generate inequities in health that the Foundation is working to address by harnessing the new sciences, resourcing public health and strengthening global leadership.

Since its creation, the Rockefeller Foundation has pursued scientific approaches to global health—from pioneering strategies for disease control and establishing the first schools of public

health and tropical medicine, to fostering such new disciplines as molecular biology. The Foundation's accomplishments are many, including support for research leading to the discovery of penicillin and the yellow-fever vaccine, for which a staff member won a Nobel Prize.

The Foundation's Health Equity theme envisions a "new health world" whereby poor and excluded people can achieve their full health potential. To help achieve this the Foundation seeks to counter health-product market failures with advocacy, capacity building and support for specific product initiatives. Much of this work is being done through public/private partnerships, including a new alliance to accelerate tuberculosis drug development. This year, for example, saw progress toward the creation of a partnership to speed the development of safe, effective microbicides—substances that can substantially reduce transmission of HIV and other sexually transmitted infections when applied in the vagina or rectum.

The importance of partnerships is underscored by the creation and funding, by a broad community of global foundations, of a pilot program in AIDS prevention and care. The program, known as Mother-To-Child Transmission of HIV or MTCT-Plus, builds on the opportunity of preventing HIV transmission from mother to child by extending care to the mothers, thereby increasing the chances of survival for infected mothers and diminishing the incidence of orphanhood.

The Foundation aims to revitalize public-health systems to address the health priorities of poor and marginalized people and to redress disparities, particularly in sub-Saharan Africa, and South and Southeast Asia. A recent evaluation of an innovative training program in public health provided encouraging evidence that graduates are not only capable of responding to local health challenges but are also more likely to remain in rural areas.

FUNDING GUIDELINES

Health Equity's grantmaking falls into the following areas:

Acceleration of product development for neglected diseases afflicting the poor, including vaccines for children's diseases and for AIDS, microbicides to prevent sexually transmitted infections, and medicines for malaria and tuberculosis.

Training of public-health professionals and focused research partnerships related to disease surveillance and HIV/AIDS care.

Strengthening health-equity analysis, identifying best practices and tools for equitable health-sector reform, and promoting greater institutional responsiveness and accountability to the concerns of the poor in the context of new and emerging health problems such as tobacco-related illness.

Continued support for women's reproductive and sexual-health projects.

The work of the Health Equity theme is global in focus, but has special emphasis on sub-Saharan Africa and South and Southeast Asia. Health Equity does not support fellowships or scholarships for higher education.

Inquiries at:

health@rockfound.org or fax (212) 852-8279, or refer to the Foundation Web site.

Working Communities

Goal: To transform poor urban neighborhoods into working communities—safe, healthy and effective neighborhoods—by increasing the amount and quality of employment, improving the quality of all urban schools, and increasing the influence and voice of the poor and excluded in political decisions that affect their lives.

The mix of productive work, quality education and racial equity makes a working community. Employment provides the material means of support for individuals, structures their daily lives and engenders fulfillment or frustration. Education and training determine access to meaningful employment with advancement potential. Racial equity ensures that all residents have access to the means necessary to achieve stable livelihoods and become full and productive members of the community.

In its effort to make this vision a reality in the United States, the Foundation faces a multitude of challenges. For example:

- Despite sustained U.S. economic growth throughout the 1990s, one in every eight persons remains in poverty.
- Income inequality in the United States is the highest among all industrialized nations, due, in part, to the decline in real wages of low-skilled workers.
- Poverty is primarily an urban phenomenon: three-fourths of the poor live in metropolitan areas, and central U.S. cities are home to half of the nation's poor.
- Poverty weighs more heavily on minorities and non-English speakers—a quarter of all African-Americans and a fifth of Latinos are poor; half of the foreign-born are poor.
- An estimated third of public schools that are failing to teach are in central cities, and teachers continue to report that they are unprepared to teach growing numbers of minority and new English-language learners.

The Foundation supports three areas of activities to improve these conditions: public policies with explicit goals to eliminate or reduce inequities and disparities in education, employment and civic participation; competent public and private organizations to implement and sustain such policies and the programs; and detailed practical knowledge and research about which programs work, which do not, and with what costs and benefits.

Partnerships and public/private initiatives will continue to play an important role in addressing the plight of urban neighborhoods. For example, spurred by the foundations that started the National Community Development Initiative (NCDI) and the Ford Foundation—and by such federal policies as the Community Reinvestment Act and the low-income housing tax credit, multibillion-dollar investments were made in housing and community development. With these resources, community development corporations have created hundreds of thousands of units of affordable housing in inner-city neighborhoods.

The Foundation continues support for strategies to improve wages, employment and economic opportunities for the working poor. This includes funding of research and policy analysis, as well as grassroots initiatives to improve employment access and job opportunities for low-skilled urban residents—such as innovative, paid community-service jobs and more effective training and placement services for low-income people. Funding also supports a rigorous experiment aimed at increasing employment rates among public-housing residents.

In 2001, the Foundation completed its partnership with the Comer School Development Program, after a decade of funding that helped it expand to more than 700 schools and train thousands of educators and school administrators nationwide. Broadly, the experience of the school-reform movement and evaluations of Foundation-led initiatives have led to the conclusion that adequate financial resources are critical to any strategies to improve educational outcomes for all children. The Foundation will examine and build models of education-finance reform and accountability that can address current disparities in educational resources and student achievement.

To increase the participation of racial and ethnic minorities in shaping solutions to inequality and exclusion, the Foundation supports collaboration among scholars, activists and community leaders that combines research and community interests; innovative legal practices that encourage community participation in addressing the problems of racial justice; and broad, deliberate and informed discourse to set remedies.

FUNDING GUIDELINES

Working Communities supports work in the following areas:

Research on the consequences of economic, technological and demographic trends on the structure of work, and their impact on the least skilled; and into the structural components of racial and ethnic exclusion and their implications for democracy.

National initiatives, such as the National Community Development Initiative, which support community-development corporations, or city-specific initiatives, to increase the scale and impact of reform in poor school districts. Direct funding is provided to selected work-force development providers that serve very poor communities. Projects are funded by invitation only.

Well-designed and rigorously evaluated models to improve: employment access and advancement opportunities; the quality of education for poor and limited English-speaking children; and innovative locally based projects that increase voice and participation of the poor and excluded so as to address racial and ethnic exclusion. Projects are funded by invitation only.

Inquiries at:

work@rockfound.org or fax (212) 852-8273, or refer to the Foundation Web site.

CROSS-THEME

Global Inclusion

Goal: To help broaden the benefits and reduce the negative impacts of globalization on vulnerable communities, families and individuals around the world.

It is essential to the work of the Foundation, in an age of continuous and rapid change, that we maintain a constant analytical vigil seeking to identify and understand the impacts of global trends, especially those that impact the lives of poor people, before or as soon as they occur. The Foundation's Global Inclusion cross-theme monitors the pace and scale of change in all four of our themes while it also works to build a deeper appreciation of the complexity and diversity of human experience. Global Inclusion supports, promotes and supplements all four of the Foundation's thematic lines of work.

Reaching across boundaries of discipline and experience, Global Inclusion provides analyses of global trends and policy issues, and stimulates and incubates work among the themes that seeks a comprehensive, holistic approach to enriching the lives and livelihoods of poor communities.

By analyzing, interpreting and debating important global trends and issues in poverty and exclusion, ranging from protests against scientific innovations and protection of indigenous rights, to migration restrictions in the face of liberalizing cross-border trade, Global Inclusion helps position the Foundation on a complex array of crosscutting policy and strategic concerns.

At any moment, a discrete issue or a few selected issues affect each of the Foundation's themes and demands an overarching response that acknowledges the interconnected and intertwined themes of people's lives—their health, food, work and creative expression. One example involves the Foundation's commitment to the promotion of science and technology to help enrich the lives of poor people. The cross-theme is engaged in finding an appropriate set of positions in many of the public-policy and scientific debates that emerge from the tension between science and society.

Global Inclusion also serves as an incubator for emerging Foundation interests. One example involves work around impoverished transnational communities that organize their member's lives and livelihoods across international boundaries. Developing these new interests may lead to cross-thematic programming and open up new areas of long-term grantmaking.

FUNDING GUIDELINES

Global Inclusion (GI) makes connections among the four themes, regional offices and special programs. This cross-theme tackles issues that connect the themes and their constituencies, and identifies ways to strengthen the linkages between them.

This cross-theme seeks to frame issues and focus public will and resources on critical world issues. Grantmaking is designed to encourage a more open and productive atmosphere in current global debates and to enhance the participation and voice of developing-country actors in policymaking.

GI makes grants according to the following lines of work: transnational communities; peace, justice and security; intellectual-property rights; trade and development; labor conditions globally; women and work; and science in the service of the poor.

Global Inclusion also serves as the Foundation's internal think tank, analyzing policy issues and global trends. It makes grants and supports these tasks. Funds are limited and will be primarily directed by Foundation staff. Large institutional grants will not be considered. Global Inclusion does not support educational fellowships.

Inquiries at:

global@rockfound.org or fax (212) 852-8461, or refer to the Foundation Web site.

REGIONAL PROGRAMS

Africa Regional Program

Goal: To contribute to the revitalization of the African continent by building the required human and institutional capacity and providing critical information that will promote effective policies and programs to improve the lives and livelihoods of the poor.

The Rockefeller Foundation's Africa Regional Program (ARP) is based on the premise that equitable social and economic development that benefits the majority of Africans requires a new generation of committed leaders who know how to harness the opportunities presented by globalization, social institutions and policies to ensure that benefits accrue directly to the poor and enable an environment for business and social entrepreneurship to flourish.

The program supports the broader work of the Foundation in Africa by strengthening the institutional context in which the themes do their work, and by reinforcing the quantity and quality of human capital on the continent that is available and willing to work for more equitable and sustainable development. It supports the creation of a solid information base for policy analysis and informed decision making in agriculture, education, health and population, and endeavors to enhance the interest of the emerging African private sector in the needs of the poor.

Africa's dual challenge in education is both to provide access to universal primary education of a good quality for a young and growing population, and to upgrade its higher-education system. To become skilled in national governance, and users and innovators of sophisticated technology, Africa's daughters and sons require an increase in educational opportunities at all levels. The Foundation's efforts in Higher Education endeavor are to strengthen the ability of African universities to contribute to social, economic and political progress in the continent. In Uganda, for example, the Foundation is working with Makerere University to address the human-capacity needs of decentralized governance. And in primary education throughout the continent, the Rockefeller Foundation places a particular emphasis on the mastery of literacy as a foundation competency for a good-quality education together with special attention to barriers against girls' full participation.

The program supports research that informs and guides policy and practice aimed at addressing the needs of the poor. Democratization and increased accountability of elected leaders is increasing the local demand for evidence-based decision making. The Foundation funds grantees

whose work informs policy development, program design and resource allocation by providing local-level, multifaceted information on food, work, health and other human conditions that is needed to understand and address the root causes of poverty. The mapping of poverty in all its dimensions, by piecing together the huge amounts of data collected regularly by statistical offices and other research institutions in Africa, will empower local policymakers to develop a sound understanding of problems and hence to design more realistic solutions.

Recognizing that long-term solutions to the problems of Africa's poor require sustained economic development, which, in turn, requires peace and political stability, democracy, a strong private sector and a host of other critical fundamentals, the Foundation supports enabling partnerships between the key actors in economic development, and fosters entrepreneurship and private-sector involvement in social development.

The AIDS pandemic, a profound threat to Africa's stability, has caused severe economic and social dislocation. The program aims to bring indigenous knowledge and traditional social relations to bear on the challenges posed by the pandemic, and complements Health Equity's efforts to stimulate research to enhance sound clinical management of AIDS that is safe, feasible and sustainable. Partnerships are being encouraged between practitioners in the conventional health system and traditional healers who are the only care providers in many remote communities.

FUNDING GUIDELINES

Grantmaking supports work in three areas.

Activities aimed at closing the gender gap in school access and achievement, and at enhancing the effectiveness of school systems in countries where universal primary education is becoming a reality. The program also supports efforts to improve the understanding of the challenges facing higher education in Africa and at helping universities become more relevant to the development of the continent.

Research is funded that informs policy development, program design and resource allocation by providing local-level, multifaceted information on food, health, work and other human conditions that is needed to understand and address the root causes of poverty.

The Africa Regional Program is also engaged in a number of explorations that are not open to direct application, including: an effort to address the broader contextual and developmental issues that shape the contribution of capacity building in the areas of food, health, culture and work.

Staff located at the Foundation's Africa offices also make grants in the subject areas in which they have special competence. The Africa Regional Program does not support fellowships or scholarships for higher education.

Please refer to the Foundation website for more information.

Inquiries at:

info@rockfound.org.ke or fax +254 (2) 218 840.

Southeast Asia Regional Program

The Foundation is developing a new regional program focusing on issues in the Greater Mekong Sub-region (GMS), an area encompassing the watershed of the Mekong River, including Thailand, Laos, Cambodia, Myanmar, Vietnam and China's Yunnan province.

Uneven economic development and cultural tensions within this ethnically diverse region have given rise to inequities both between and within countries. These inequities have become increasingly articulated as "boundaries" between the peoples of the region. Boundaries include not only conventional geopolitical borders but the very real boundaries of ethnic and gender identity, religion, and health and economic status. Multidisciplinary program activities within the region will reflect and respond to the challenges of the area's most marginalized, vulnerable and excluded communities.

Early work includes a set of grants called "Learning Across Boundaries." These grants are to help ease the impact of AIDS in marginalized cross-border communities, and to explore the impact of rapid development on rural, agrarian societies.

The Foundation is not currently considering grants to organizations in Myanmar but may offer training and open its networks to residents of that country.

ASSETS AND CAPACITIES

Bellagio Study and Conference Center

The Bellagio Study and Conference Center, located on a historic estate on Lake Como, Italy, provides an ideal environment of solitude, contemplation and productivity in which scholars, scientists, artists, writers, policymakers and practitioners from all over the world may pursue their creative and scholarly work.

The Center offers one-month stays for 15 residents in any discipline or field and coming from any country who expect a publication, exhibition, performance or other concrete product to result. Applicants are accepted not just for individual excellence or for the potential of their proposed projects, but also for the geographical diversity of their homelands and for their capacity to contribute to the intellectual mix of life at the Center.

The Center also offers interdisciplinary, intercultural networking through the convening of small working groups (from three to 25 participants) of policymakers, practitioners, scholars, scientists, artists and others. Priority is accorded to proposals that address significant issues and problems within or across given fields, are innovative in their design, and promise concrete outcomes beyond the drafting of a statement or recommendations.

Applications are reviewed by an interdisciplinary group of Rockefeller Foundation staff and outside specialists. Decisions are based upon the quality of the project proposed, the importance of the proposed work in its field and discipline, the qualifications of the applicant(s), and the suitability of the Center for the proposed activity.

The Foundation provides room and board without charge for all residents and workshop/team participants. Some travel assistance is available for those from developing countries who qualify.

Inquiries and application information at:

www.rockfound.org/bellagio

or

bellagio@rockfound.org or fax (212) 852-8130

Communication for Social Change

Goal: To enhance the effectiveness of development initiatives that focus on improving the lives of poor and excluded people by fostering innovative, sustainable and empowering communication approaches aimed at engendering positive social change.

Positive social change is more likely to occur when people have both the opportunity and the means to determine who they are, what they want and how they will obtain it. When the voices of poor and excluded people are more fully engaged in their own social and economic development, progress toward attaining good health, achieving food security, building working communities and preserving cultural traditions is more sustainable. The Communication for Social Change special program supports work toward defining and testing a more inclusive model of communication for development that moves away from top-down, externally-driven models emphasizing transmission of knowledge through persuasion toward communication that is controlled or owned by the community.

Favoring participatory communication, CFSC is a process of community dialogue, problem identification, information sharing, mutual agreement and understanding, and collective action. The social change it catalyzes is generally based on community dialogue and collective action that clearly specifies not just individual outcomes, but broad-based societal outcomes.

In Zimbabwe, for example, the special program is supporting community-based efforts aimed at developing effective ways for rural youth groups to communicate about AIDS prevention. By developing and testing their own prevention messages and then embracing established local forms of communication including drama, song and community dialogue circles—as well as opinion polling and moderated focus groups—the communities have begun to move toward more sustained social change. The special program has also supported a variety of other innovative ways to improve development communication practice including support for community-based media as a way of enabling communities to share ideas and stimulate debate on a range of development issues as defined by the users of the media themselves.

FUNDING GUIDELINES

CFSC supports funding in three areas:

Developing new methods for implementation, analysis and dissemination of communication as a tool for development and social change especially as it affects the work of the Foundation and its grantees.

Researching and testing the effectiveness of communication for social change in addressing critical issues faced by poor communities and on developing innovative evaluation measures and methodologies.

Strengthening the capacity of local media organizations and community-based communication professionals, primarily within developing countries, to better serve as tools by which poor and excluded people can participate in addressing their own development challenges.

Please refer to the Foundation's Web site for more information.

Inquiries at:

csc@rockfound.org or fax (212) 852-8441.

NEXT GENERATION LEADERSHIP

The Next Generation Leadership fellowship program (NGL) is a leadership and networking program committed to strengthening American democracy. The two-year program's mission is to create a diverse inter-sectoral network of leaders, develop problem-solving models and identify solutions to the social, economic and technological disparities that threaten democracy. During their first year, Fellows engage in an intensive, four-week analytical and experimental curriculum focused upon the principles of equity, inclusion and justice. In the second year, Fellows are expected to apply their problem-solving skills to develop change strategies and to strengthen their respective constituencies. Fellows can apply for grants from an innovation fund to collaborate on solving complex issues facing American democracy.

NGL fellows are nominated. The program is not open to direct application

Inquiries at:

akirkland@rockfound.org or fax (212) 852-0140

Public/Private Partnerships

The Program Venture Experiment (ProVenEx) seeks to catalyze private-sector investments in areas that will benefit poor and excluded people. Through this program the Foundation is testing the hypothesis that philanthropic, market-driven investment tools are capable of earning a return on capital while engaging the private sector in accomplishing program goals, addressing market failures in a financially sustainable manner and achieving greater scale in addressing the needs of poor and excluded people. Through investments in early stage and growing companies, ProVenEx may be able to mend key market failures related to specific program goals such as drugs and vaccines for diseases of the poor, jobs in low-income communities, artistically-derived creations shown in a way that preserves artistic traditions, and large-scale distribution of seeds to African farmers.

Inquiries at:
pkuhn@rockfound.org or fax (415) 343-0232

THE PHILANTHROPY WORKSHOP

The Philanthropy Workshop (TPW) is a leadership development and networking program for individual donors who wish to bring their philanthropy to more strategic levels. TPW consists of a year-long workshop, divided into four week-long modules. Following the symposium year, participants join the TPW Alumni Association, an association of philanthropists that provides opportunities for life-long learning and collaborative problem solving. TPW values an approach to philanthropy based on intellect, humility, creativity and the will needed to foster social innovation. TPW is an operating program of the Rockefeller Foundation and has been replicated in Argentina, Silicon Valley and transnationally in a program which brings together Latin American and US-based Latino donors working across the borders of the Americas.

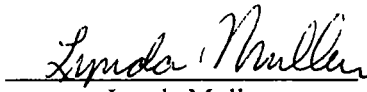
Inquiries at:
slaspada@rockfound.org or fax (212) 852-0140

THE ROCKEFELLER FOUNDATION

CERTIFICATION

I, Lynda Mullen, Secretary of The Rockefeller Foundation, a
New York not-for-profit corporation, hereby certify that the attached By-
laws are a true and exact copy of the Bylaws of the Rockefeller Founda-
tion currently in effect.

Lynda Mullen
Corporate Secretary


Lynda Mullen
Secretary

Dated October 6, 2004

420 Fifth Avenue
New York, New York
10018-2702
www.rockfound.org

Telephone 212-869-8500
Facsimile 212-852-8439
Email lmullen@rockfound.org

THE ROCKEFELLER FOUNDATION



BYLAWS

THE ROCKEFELLER FOUNDATION

BYLAWS

(As amended and restated, December 4, 2003)

FOREWORD

The Rockefeller Foundation as now constituted is a corporation resulting from the consolidation pursuant to the Membership Corporations Law of the State of New York of The Rockefeller Foundation, a corporation created by Special Act of the legislature of the State of New York (Chapter 488 of the Laws of 1913, approved May 14, 1913), and The Laura Spelman Rockefeller Memorial, a corporation incorporated under the Membership Corporations Law of the State of New York on October 9 1918.

The Consolidation of the two corporations in accordance with an agreement for consolidation was approved on January 3, 1929 by an order of the Supreme Court of the State of New York and a certified copy of the order was filed with the Secretary of State of the State of New York on the same date.

The Bylaws of The Rockefeller Foundation as amended through December 4, 2003 follow

TRUSTEES

Section 1. The board of trustees of the corporation shall consist of not fewer than 12 members, as fixed by vote of the majority of the entire number of the board authorized at the time of such vote. The trustees shall be divided into five classes as nearly equal in number as possible, with the term of one class ending at the conclusion of the annual meeting of the board each year. At each annual meeting the successors to the class whose term then ends shall be elected for a term of five years.

Section 2. No salaried officer of the corporation other than the president shall be eligible to serve as a trustee.

Section 3. A trustee shall serve a five-year term ending at the annual meeting after or at which the trustee completes five full years of service, except that the board chair and the president shall be reelected as trustees so long as they continue in office. A trustee who has served a five-year term shall be eligible for re-election to a second five-year term. A trustee may only serve for ten full consecutive years and shall not be eligible for re-election for at least two years after the trustee has ceased to be a trustee.

Section 4. The absence of a trustee from three consecutive meetings of the board shall be deemed to be a resignation as trustee, effective as of the date of such third meeting unless the board signifies otherwise by vote of a majority of the duly elected trustees.

Section 5. At any meeting of the board an existing or anticipated vacancy in the place of a trustee may be filled, effective immediately or prospectively on a date fixed by the board. A trustee elected to fill a vacancy shall be assigned to a class with the fewest number of trustees.

Section 6. The vote of a majority of the trustees then in office shall be necessary to elect a trustee.

BOARD MEETINGS

Section 7. Regular meetings of the board of trustees may be held on such dates and at such times and places as set by the secretary subject to approval of the board of trustees. The annual meeting of the board shall be held in the spring of each year. A special meeting of the board may be called, and the date, time and place of the meeting shall be set, by the board chair, the president or any three trustees.

Section 8. The secretary shall give to each trustee not less than ten days' written notice of the time and place of each meeting of the board.

Section 9. At the annual meeting of the board the president and the treasurer shall present the annual financial report required by Section 519 of the New York Not-for-Profit Corporation Law or any successor statute. The report shall be filed with the minutes of the annual meeting.

Section 10. A majority of the trustees then in office shall constitute a quorum for the transaction of business at meetings of the board. Except as required by law or these bylaws, all matters shall be decided by a majority vote of the trustees present. In the absence of a quorum at

the time and place set for a meeting of the board, the trustees present may adjourn the meeting from time to time until a quorum is present.

Section 11. Any one or more of the trustees may participate in a meeting of the board by means of conference telephone or other communications equipment allowing all persons participating in the meeting to hear each other at the same time. Participation by such means shall be deemed presence in person at the meeting.

Section 12. Any action required or permitted to be taken by the board may be taken without a meeting, if all the trustees consent in writing to the adoption of a resolution authorizing the action. The resolution and the written consents thereto shall be filed with the minutes of the board.

OFFICERS

Section 13. The officers of the corporation shall be a board chair, a president (both of whom shall be or become trustees of the corporation), one or more vice presidents, a secretary a treasurer, and such assistant secretaries and assistant treasurers or other officers as shall be deemed appropriate to carry out the business of the corporation. With the exception of the board chair and the president, who shall be elected by the board, all officers of the corporation shall be elected by the board upon recommendation of the president. Between meetings of the board, the president may appoint officers of the corporation (other than a board chair and a president), subject to approval by the board at its next meeting. Any officer whose duties and powers are not described in these bylaws shall have such duties and powers as the board or the president shall determine.

Section 14. The board chair shall be elected for a term of five years and may be re-elected for one additional term. All other officers shall be elected for an indefinite term and hold office at the pleasure of the board.

Section 15. The president's compensation shall be set by the board of trustees or by the executive committee, on recommendation of the budget and compensation committee. The compensation of all other salaried officers shall be determined in accordance with procedures approved by the budget and compensation committee.

BOARD CHAIR

Section 16. The board chair, when present, shall preside at all meetings of the board. In the absence of the board chair the trustees present shall appoint one of their own number to preside. The board chair shall be a member *ex officio*, with the right to vote, of all standing committees and of the finance committee.

PRESIDENT

Section 17 The president shall be the chief executive officer of the corporation, responsible to the board for the administration of the corporation's business and affairs. The president

shall recommend to the board candidates for all offices except those of board chair and president. Except as otherwise provided in these bylaws or by resolution of the board, the president shall sign for the corporation all deeds, memoranda of law, powers of attorney and other formal instruments. The president shall be a member *ex officio*, with the right to vote, of all standing committees and of the finance committee, except the audit committee. In the absence or disability of the president, a vice president or other officer designated by the board shall have the powers and duties of the president.

VICE PRESIDENTS

Section 18. The vice president or vice presidents shall have such duties as may be assigned by the president.

SECRETARY

Section 19 The secretary shall give notice, as provided in these bylaws, of all meetings of the board of trustees and the executive committee, shall prepare, under the direction of the president, dockets of the business to be transacted at these meetings and shall keep the minutes of these meetings. The secretary shall have the custody of the corporate seal and shall have the authority to affix the same to any instrument requiring it, and when so affixed, to attest it. The secretary shall in general perform all duties incident to the office of secretary and shall perform such other administrative duties as the president or the board of trustees may direct. In the absence or disability of the secretary any assistant secretary shall perform the duties of the secretary

TREASURER

Section 20. The treasurer, subject to these bylaws and to any resolutions of the board of trustees and the finance committee, shall have responsibility for the investment funds and securities of the corporation and shall deposit, or cause to be deposited, the investment funds and the securities of the corporation in such banks, trust companies, custody accounts or other depositories as the treasurer may deem advisable.

Section 21. The treasurer, subject to these bylaws and to any resolutions of the board of trustees and the finance committee, shall develop and recommend the asset allocation strategy investment strategies and spending policies of the corporation, and, in accordance with such guidelines and policies as approved by the finance committee, shall have the authority and responsibility to operate the investment program, including (i) monitoring the performance of the investment managers and custodians; (ii) allocating assets among the investment managers and custodians; (iii) establishing the investment guidelines to be followed by each investment manager and custodian; (iv) approving and executing all contracts with custodians, trustees, investment managers and investment partners and executing investment-related powers of attorney; and (v) approving the proxy voting process with respect to securities owned by the corporation, including appointing other internal individuals, the investment advisors that initiated the securities' purchase, or external proxy voting services to execute or to rescind proxies.

Section 22. The treasurer shall report to the finance committee on the performance of the investment program. The treasurer shall keep or cause to be kept, and the director, financial resources shall from time to time review, proper books of account and other books showing at all times the character, value and amount of the investments and funds of the corporation. The books and records shall be at all times open to the inspection of the trustees, and shall be provided to the firm of certified public accountants selected to perform the corporation's annual audit. The treasurer or an assistant treasurer shall serve as secretary and keep the minutes and other records of the finance committee, including a record of actions taken on investment matters between meetings of the finance committee, and shall quarterly send copies of such minutes and records to all members of the finance committee.

Section 23. The treasurer shall have and execute such other authorities as may be delegated to the treasurer by the finance committee, and shall perform such other fiscal duties as the president may direct. In the absence or disability of the treasurer, any assistant treasurer shall perform the duties of the treasurer.

Section 24. The treasurer and each staff member in the treasurer's office shall be bonded for the faithful performance of their duties, as appropriate.

ASSOCIATE VICE PRESIDENTS, DIRECTORS AND DEPUTY ASSOCIATE AND ASSISTANT DIRECTORS

Section 25. The president shall appoint one or more associate vice presidents, directors, deputy directors, associate directors and assistant directors as shall be deemed appropriate to carry out the programs and administrative operations of the corporation, and shall present such appointments for ratification at the next subsequent meeting of the board.

Section 26. **Program Directors:** Each director shall have primary responsibility under the direction of the president, for a division or program and shall perform such other duties as may be assigned by the president or the relevant vice president.

Section 27 **Director Financial Resources:** The director, financial resources shall keep proper records of all appropriations, budgets and other authorizations of expenditure and shall maintain duly itemized and classified accounts of expenditures and shall perform such other duties as may be assigned by the president or the relevant vice president. The director, financial resources shall have responsibility for the operational accounts of the corporation and shall establish procedures for payments of funds of the corporation and for each annual meeting of the board shall prepare such financial statements and reports as the board may require. The director, financial resources shall coordinate the preparation of the materials to be provided to the firm of certified public accountants selected to perform the corporation's annual audit.

Section 28. **Director Communications:** The director, communications, shall have responsibility for developing and directing the internal and external communications activities of the corporation and shall perform such other duties as may be assigned by the president or the relevant vice president.

COMMITTEES

Section 29 By resolution adopted by a majority of the entire authorized number of trustees, the board of trustees shall designate the following standing committees from among its members: an

executive committee, an audit committee, a budget and compensation committee and a trusteeship committee, and may also designate from among its members other standing committees of not fewer than three trustees, each of which shall have the authority delegated to it by these bylaws or the board. The board shall also designate a finance committee, a majority of whose members shall be trustees.

Section 30. The board may establish additional committees and determine their powers and duties. Such committees may have members who are not trustees.

Section 31. Except as otherwise provided in these bylaws or by the board, members of committees shall be elected each year at the annual meeting and shall be eligible for re-election. The members of each committee and each committee chair shall serve at the pleasure of the board for the term specified in these bylaws or by the board. A vacancy in any committee may be filled by the board at any meeting. Except as otherwise provided in these bylaws, any committee member elected to fill a vacancy shall serve for the remainder of the unexpired term.

Section 32. Except as otherwise provided in these bylaws, (a) meetings of each committee shall be held on the call of the board chair, the president, the committee chair or a majority of its members, and (b) a majority of the committee members present in person shall constitute a quorum and action shall be taken by a majority vote of those present. If a committee chair is not designated by these bylaws or the board, the board chair shall designate such committee chair. A committee chair shall be eligible for re-election.

Section 33. No committee shall have authority to:

fill vacancies in the board or in any committee;

fix compensation of the trustees for serving on the board or on any committee;

amend or repeal these bylaws or adopt new bylaws; or

amend or repeal any resolution of the board which by its terms shall not be so amendable or repealable.

Section 34. Any one or more members of a committee may participate in a meeting of the committee by means of conference telephone or other communications equipment allowing all persons participating in the meeting to hear each other at the same time. Participation by such means shall be deemed presence in person at the meeting.

Section 35. Any action required or permitted to be taken by any committee may be taken without a meeting, if all the members of the committee consent in writing to the adoption of a resolution authorizing the action. The resolution and the written consents thereto by the members of such committee shall be filed with the minutes of the committee.

Section 36. Each committee shall report its actions to the board as required by these by-laws or by the board.

EXECUTIVE COMMITTEE

Section 37 The executive committee shall consist of the board chair, the president and the chairs of the other standing committees and of the finance committee, *ex officio*, with the right to vote.

Section 38. During periods between meetings of the board, the executive committee shall have all the powers and duties of the board except the power to alter fundamental policies of the board, the power to make appropriations which are not in accordance with the general policies approved by the board, the power to elect the board chair or the president and the power to exercise the authorities described in Section 33.

Section 39 A majority of the members of the executive committee shall constitute a quorum for the transaction of business at meetings of the committee and action shall be taken by majority vote of those present at the meeting. The board chair shall be the chair of the executive committee. In the absence of the board chair, the president or, if absent, a member of the committee designated by the board chair shall preside at meetings of the committee.

Section 40. Whenever action is taken by the executive committee at a meeting or by unanimous consent, a written summary of the actions taken shall be sent to each trustee. At each meeting of the board the executive committee shall present a written report of actions taken since the preceding meeting of the board.

FINANCE COMMITTEE

Section 41. The finance committee shall consist of the board chair and the president, *ex officio*, with the right to vote, and not fewer than five other members, provided that a majority of the members shall be trustees. The finance committee chair, who shall be a trustee, shall be elected by the board at an annual meeting to serve a term of three years and shall be eligible for election to one additional term. At any other meeting of the board, a vacancy in the finance committee chair may be filled by the election of a chair to serve until the next annual meeting.

Section 42. The finance committee shall have the power and responsibility to:

approve the asset allocation strategy and the investment strategies of the corporation, based on the treasurer's annual investment policy recommendation including the allocations to the various asset classes, and on the treasurer's periodic asset class strategy recommendations;

approve the spending policies of the corporation, based on the treasurer's annual recommendation on spending policy and long-term spending objectives;

monitor the performance of the investment program, taking into account risk and return objectives;

monitor the performance of the treasurer's office; and

authorize the treasurer's office to function as an investment manager, subject to the corporation's investment guidelines approved by the finance committee for such internally managed assets.

Section 43. The chair of the finance committee shall have the power and responsibility on recommendation of the treasurer, to select, appoint and terminate investment managers and to vest in such managers the power to make and change investments, subject to the corporation's investment guidelines, including, without limitation, (i) buying and selling securities, unregistered securities, mortgages, insurance contracts, partnership interests, participation in limited liability companies, real estate, derivative instruments, and other investment vehicles and (ii) taking other necessary actions to protect the corporation's interests with regard to such investments. The chair of the finance committee shall also serve as an *ex officio* member of the audit committee, with the right to vote.

Section 44. Meetings of the finance committee shall be held on the call of any one of its members. A majority of members of the finance committee shall constitute a quorum for the transaction of business at meetings of the committee, and action shall be taken by majority vote of those present at the meeting.

Section 45. From time to time the finance committee shall keep the board of trustees advised of the performance of the corporation's investments and of its investment managers.

BUDGET AND COMPENSATION COMMITTEE

Section 46. The budget and compensation committee shall consist of the board chair and the president, *ex officio*, with the right to vote, and not fewer than five other members of the board of trustees. The budget and compensation committee chair shall be elected by the board at an annual meeting to serve a term of three years and shall be eligible for election to one additional term. At any other meeting of the board, a vacancy in the budget and compensation committee chair may be filled by the election of a chair to serve until the next annual meeting.

Section 47. The budget and compensation committee shall review and make recommendations with respect to such matters affecting the corporation's budgets, expenditures and appropriation guidelines, and the compensation and benefits of corporate officers and staff, as may be assigned to it by the board.

Section 48. A majority of members of the budget and compensation committee shall constitute a quorum for the transaction of business at meetings of the committee, and action shall be taken by majority vote of those present at the meeting.

AUDIT COMMITTEE

Section 49. The audit committee shall consist of the board chair and finance committee chair, *ex officio*, with the right to vote, and not fewer than three other members of the board of trustees. The audit committee chair shall be elected by the board at an annual meeting to serve a term of three years and shall be eligible for election to one additional term. At any other meeting of the board, a vacancy in the audit committee chair may be filled by the election of a chair to serve until the next annual meeting.

Section 50. The audit committee shall cause the accounts and funds of the corporation to be audited and certified annually by a firm of certified public accountants selected by the committee, shall define the scope of the audit to be performed, shall review the compensation to be paid to such firm and shall review the annual financial statements of the corporation. The audit committee shall review regularly the status and adequacy of the corporation's financial safeguards and internal controls, including its administrative and program management and effectiveness systems, and may examine and consider such other matters relating to the audit of the accounts of the corporation and the corporation's financial affairs as the committee may determine to be desirable.

Section 51. A majority of members of the audit committee shall constitute a quorum for the transaction of business at meetings of the committee, and action shall be taken by majority vote of those present at the meeting.

TRUSTEESHIP COMMITTEE

Section 52. The trusteeship committee shall consist of the board chair and the president, *ex officio*, with the right to vote, and not fewer than five other members of the board of trustees. The trusteeship committee chair shall be elected by the board upon the recommendation of the board chair at an annual meeting to serve a term of three years and shall be eligible for election to one additional term. At any other meeting of the board, a vacancy in the trusteeship committee chair may be filled by the election of a chair to serve until the next annual meeting.

Section 53. The trusteeship committee may make recommendations at any meeting of the board regarding trustees to be elected to fill existing or anticipated vacancies and shall make recommendations at any meeting of the board regarding appointments to fill any existing or anticipated vacancy in the office of board chair, president, or in the membership or chair of a committee. A member of the trusteeship committee shall abstain from participation in any recommendation with respect to the member's appointment as an officer, trustee, committee member or committee chair. The trusteeship committee shall be responsible for developing and administering the conflict of interest and other governance policies, orientation and continual education of trustees, and evaluation of board and trustee performance, and shall perform such other duties as may be assigned by the board.

Section 54. A majority of members of the trusteeship committee shall constitute a quorum for the transaction of business at meetings of the committee, and action shall be taken by majority vote of those present at the meeting.

GENERAL FISCAL PROVISIONS

Section 55. Contracts, checks and other instruments: In addition to any specific authorizations contained in or pursuant to these bylaws, the board of trustees may authorize one or more officers or other persons to enter into any contract or to execute and to deliver any instrument or to sign checks or authorize electronic transfers upon any accounts held by the corporation. Any such officers or other persons with these responsibilities shall be bonded for the faithful performance of their duties, as appropriate.

Section 56. Loans: No indebtedness shall be incurred on behalf of the corporation and no negotiable paper shall be issued in its behalf unless authorized by vote of the board or the finance committee. When so authorized, any officer of the corporation may effect loans and advances at any time for the corporation from any bank, trust company or other similar institution, or from any firm, corporation or individual.

FISCAL YEAR

Section 57 The fiscal year of the corporation shall be the calendar year.

CONFLICT OF INTEREST POLICY

Section 58. To ensure adherence by trustees and staff to the highest ethical standards in all matters affecting the corporation's administration and operations, the board shall from time to time adopt a conflict of interest policy as recommended by the trusteeship committee. This policy shall be designed to identify conflicts of interest and shall require full disclosure by the individual involved of any conflict or potential conflict.

INDEMNIFICATION

Section 59 Section 59 Except as limited by law, the corporation (1) shall indemnify and advance expenses to each trustee, officer, non-trustee member of the finance committee and employee and (2) may indemnify and advance expenses to any agent or member of any committee of the corporation, in each case to the extent that such individual has been made, or threatened to be made, a party to any action by reason of the fact that such individual is or was a trustee, officer, employee, committee member or agent, or at the request of the corporation served any other corporation or enterprise in any capacity and in each case provided that the Board has determined that the indemnified person was acting in good faith and within the scope of his or her authority

NOTICES

Section 60. All notices required by these bylaws shall be given by the secretary in writing and may be delivered in person, mailed or sent by facsimile or other electronic means addressed to members of the board, or of any committee, as the case may be. A notice shall be unnecessary if waived in writing or if the individual attends the meeting without protesting before the meeting or at its beginning the lack of notice.

DISSOLUTION

Section 61. In the event of the liquidation, dissolution or winding up of the corporation (whether voluntary involuntary or by operation of law), the corporation's property or assets shall not be conveyed or distributed to any director, officer, member, employee or member of a committee of, or person connected with, the corporation, or any other private individual, nor to any organization created or operated for profit; but, after deducting all necessary expenses of liquidation, dissolution or winding up, as the case may be, all the remaining property and assets of the corporation shall be distributed only to such other organizations as shall then qualify under Section 501(c)(3) of the Internal Revenue Code as the trustees of the corporation shall in their discretion determine.

AMENDMENTS

Section 62. Provided that written notice of the text of proposed amendments has been sent to every trustee at least ten days in advance of the date of meeting, these bylaws may be amended at any meeting of the board of trustees by a vote of a majority of the trustees then in office, except that a change in the number of trustees authorized in Section 1 shall require the vote of a majority of the entire authorized number of trustees and further that Section 61 may not be amended unless permitted by applicable law

**Return by a U.S. Transferor of Property
to a Foreign Corporation**

OMB No. 1545-0026

Attachment
Sequence No **128**

▶ Attach to your income tax return.

Part I U.S. Transferor Information (see instructions)

| | |
|---|--|
| Name of transferor
THE ROCKEFELLER FOUNDATION | Identifying number (see instructions)
13-1659629 |
|---|--|

1 If the transferor was a corporation, complete questions 1a, 1b, and 1c.

a If the transfer was a section 361(a) or (b) transfer, was the transferor controlled (under section 368(c)) by 5 or fewer domestic corporations? **N/A**

☐ Yes ☐ No

b Did the transferor remain in existence after the transfer? **N/A**

☐ Yes ☐ No

If not, list the controlling shareholder(s) and their identifying number(s):

| Controlling shareholder | Identifying number |
|-------------------------|--------------------|
| | |
| | |
| | |
| | |
| | |
| | |
| | |

c If the transferor was a member of an affiliated group filing a consolidated return, was it the parent corporation?

☐ Yes ☐ No

If not, list the name and employer identification number (EIN) of the parent corporation:

| Name of parent corporation | EIN of parent corporation |
|----------------------------|---------------------------|
| | |

2 If the transferor was a partner in a partnership that was the actual transferor (but is not treated as such under section 367), list the name and EIN of the transferor's partnership:

| Name of partnership | EIN of partnership |
|----------------------------------|--------------------|
| AETOS CAPITAL ASIA TE, LP | 05-0534534 |

Part II Transferee Foreign Corporation Information (see instructions)

| | |
|--|--|
| 3 Name of transferee (foreign corporation)
ACA LOWER TIER (CAYMAN), LP | 4 Identifying number, if any
05-0547820 |
|--|--|

5 Address (including country)
875 THIRD AVENUE, 21ST FLOOR, NEW YORK, NY 10022

6 Country of incorporation or organization
CAYMAN ISLAND

7 Foreign law characterization (see instructions)
CORPORATION

8 Is the transferee foreign corporation a controlled foreign corporation? ☐ Yes ☐ No

Part III Information Regarding Transfer of Property (see instructions)**9** Date of transfer
VARIOUS**10** Type of nonrecognition transaction (see instructions)
SECTION 351**11** Description of property transferred:
CASH PAID FOR SHARES OF STOCK**12** Did this transfer result from a change in the classification of the transferee to that of a foreign corporation? ☐ Yes ☒ No**13** Was the transferor required to recognize income under Temporary Regulations sections 1.367(a)-4T through 1.367(a)-6T (e.g., for tainted property, depreciation recapture, branch loss recapture, etc.)? ☐ Yes ☒ No**14a** Was intangible property (within the meaning of section 936(h)(3)(B)) transferred as a result of the transaction? ☐ Yes ☒ No**b** If yes, describe the nature of the rights to the intangible property that was transferred in the transfer:

**Return by a U.S. Transferor of Property
to a Foreign Corporation**

OMB No. 1545-0026

Attachment
Sequence No. **128**

▶ Attach to your income tax return.

Part I U.S. Transferor Information (see instructions)

| | |
|---|--|
| Name of transferor
THE ROCKEFELLER FOUNDATION | Identifying number (see instructions)
13-1659629 |
|---|--|

1 If the transferor was a corporation, complete questions 1a, 1b, and 1c.

- a** If the transfer was a section 361(a) or (b) transfer, was the transferor controlled (under section 368(c)) by 5 or fewer domestic corporations? *N/A* ☐ Yes ☐ No
- b** Did the transferor remain in existence after the transfer? *N/A* ☐ Yes ☐ No

If not, list the controlling shareholder(s) and their identifying number(s):

| Controlling shareholder | Identifying number |
|-------------------------|--------------------|
| | |
| | |
| | |
| | |
| | |
| | |
| | |

- c** If the transferor was a member of an affiliated group filing a consolidated return, was it the parent corporation? ☐ Yes ☐ No

If not, list the name and employer identification number (EIN) of the parent corporation:

| Name of parent corporation | EIN of parent corporation |
|----------------------------|---------------------------|
| | |

- 2** If the transferor was a partner in a partnership that was the actual transferor (but is not treated as such under section 367), list the name and EIN of the transferor's partnership:

| Name of partnership | EIN of partnership |
|----------------------------|--------------------|
| APAX EUROPE V-A, LP | 98-0355027 |

Part II Transferee Foreign Corporation Information (see instructions)

| | |
|---|---|
| 3 Name of transferee (foreign corporation)
CAYMAN CABLE HOLDING LP | 4 Identifying number, if any
N/A |
|---|---|

5 Address (including country)
UGLAND HOUSE, PO BOX 309, GEORGE TOWN, GRAND CAYMAN, CAYMAN ISLANDS

6 Country of incorporation or organization
CAYMAN ISLANDS

7 Foreign law characterization (see instructions)
CORPORATION

- 8** Is the transferee foreign corporation a controlled foreign corporation? ☒ Yes ☐ No

For Paperwork Reduction Act Notice, see page 4.

Cat. No 16982D

Form **926** (Rev. 12-2003)

Part III Information Regarding Transfer of Property (see instructions)

9 Date of transfer
VARIOUS

10 Type of nonrecognition transaction (see instructions)
SECTION 351

11 Description of property transferred:
CASH TRANSFER

12 Did this transfer result from a change in the classification of the transferee to that of a foreign corporation? ☐ Yes ☒ No

13 Was the transferor required to recognize income under Temporary Regulations sections 1.367(a)-4T through 1.367(a)-6T (e.g., for tainted property, depreciation recapture, branch loss recapture, etc.)? ☐ Yes ☒ No

14a Was intangible property (within the meaning of section 936(h)(3)(B)) transferred as a result of the transaction? ☐ Yes ☒ No

b If yes, describe the nature of the rights to the intangible property that was transferred in the transfer:

**Return by a U.S. Transferor of Property
to a Foreign Corporation**

▶ Attach to your income tax return.

OMB No 1545-0026

Attachment
Sequence No **128**

Part I U.S. Transferor Information (see instructions)

| | |
|---|--|
| Name of transferor
THE ROCKEFELLER FOUNDATION | Identifying number (see instructions)
13-1659629 |
|---|--|

1 If the transferor was a corporation, complete questions 1a, 1b, and 1c.

a If the transfer was a section 361(a) or (b) transfer, was the transferor controlled (under section 368(c)) by 5 or fewer domestic corporations? **N/A**

☐ Yes ☐ No

b Did the transferor remain in existence after the transfer? **N/A**

☐ Yes ☐ No

If not, list the controlling shareholder(s) and their identifying number(s):

| Controlling shareholder | Identifying number |
|-------------------------|--------------------|
| | |
| | |
| | |
| | |
| | |
| | |
| | |

c If the transferor was a member of an affiliated group filing a consolidated return, was it the parent corporation?

☐ Yes ☐ No

If not, list the name and employer identification number (EIN) of the parent corporation:

| Name of parent corporation | EIN of parent corporation |
|----------------------------|---------------------------|
| | |

2 If the transferor was a partner in a partnership that was the actual transferor (but is not treated as such under section 367), list the name and EIN of the transferor's partnership:

| Name of partnership | EIN of partnership |
|----------------------------|--------------------|
| APAX EUROPE V-A, LP | 98-0355027 |

Part II Transferee Foreign Corporation Information (see instructions)

| | |
|--|---|
| 3 Name of transferee (foreign corporation)
FOCUS WICKES GROUP NO. 2 LIMITED | 4 Identifying number, if any
N/A |
|--|---|

5 Address (including country)
GAWSWORTH HOUSE, WESTMERE DR, CREWE, CHESIRE, CW1 6XB, UNITED KINGDOM

6 Country of incorporation or organization
UNITED KINGDOM

7 Foreign law characterization (see instructions)
CORPORATION

8 Is the transferee foreign corporation a controlled foreign corporation? ☐ Yes ☒ No

Part III Information Regarding Transfer of Property (see instructions)**9** Date of transfer

VARIOUS

10 Type of nonrecognition transaction (see instructions)

SECTION 351

11 Description of property transferred:

CASH TRANSFER

12 Did this transfer result from a change in the classification of the transferee to that of a foreign corporation? ☐ Yes ☒ No**13** Was the transferor required to recognize income under Temporary Regulations sections 1.367(a)-4T through 1.367(a)-6T (e g , for tainted property, depreciation recapture, branch loss recapture, etc.)? ☐ Yes ☒ No**14a** Was intangible property (within the meaning of section 936(h)(3)(B)) transferred as a result of the transaction? ☐ Yes ☒ No**b** If yes, describe the nature of the rights to the intangible property that was transferred in the transfer:

Return by a U.S. Transferor of Property to a Foreign Corporation

► Attach to your income tax return.

OMB No. 1545-0026

Attachment
Sequence No. **128**

Part I U.S. Transferor Information (see instructions)

| | |
|---|--|
| Name of transferor
THE ROCKEFELLER FOUNDATION | Identifying number (see instructions)
13-1659629 |
|---|--|

1 If the transferor was a corporation, complete questions 1a, 1b, and 1c.

a If the transfer was a section 361(a) or (b) transfer, was the transferor controlled (under section 368(c)) by 5 or fewer domestic corporations? **N/A**

☐ Yes ☐ No

b Did the transferor remain in existence after the transfer? **N/A**

☐ Yes ☐ No

If not, list the controlling shareholder(s) and their identifying number(s):

| Controlling shareholder | Identifying number |
|-------------------------|--------------------|
| | |
| | |
| | |
| | |
| | |
| | |
| | |

c If the transferor was a member of an affiliated group filing a consolidated return, was it the parent corporation?

☐ Yes ☐ No

If not, list the name and employer identification number (EIN) of the parent corporation:

| Name of parent corporation | EIN of parent corporation |
|----------------------------|---------------------------|
| | |

2 If the transferor was a partner in a partnership that was the actual transferor (but is not treated as such under section 367), list the name and EIN of the transferor's partnership:

| Name of partnership | EIN of partnership |
|----------------------------|--------------------|
| APAX EUROPE V-A, LP | 98-0355027 |

Part II Transferee Foreign Corporation Information (see instructions)

| | |
|---|--|
| 3 Name of transferee (foreign corporation)
APAX EUROPE V-A HOLDCO LTD | 4 Identifying number, if any
N/A |
|---|--|

5 Address (including country)
13-15 VICTORIA ROAD, ST. PETER PORT, GUERNSEY

6 Country of incorporation or organization
GUERNSEY

7 Foreign law characterization (see instructions)
CORPORATION

8 Is the transferee foreign corporation a controlled foreign corporation? ☒ Yes ☐ No

Part III Information Regarding Transfer of Property (see instructions)**9** Date of transfer
VARIOUS**10** Type of nonrecognition transaction (see instructions)
SECTION 351**11** Description of property transferred:
CASH TRANSFER**12** Did this transfer result from a change in the classification of the transferee to that of a foreign corporation? ☐ Yes ☒ No**13** Was the transferor required to recognize income under Temporary Regulations sections 1.367(a)-4T through 1.367(a)-6T (e.g., for tainted property, depreciation recapture, branch loss recapture, etc.)? ☐ Yes ☒ No**14a** Was intangible property (within the meaning of section 936(h)(3)(B)) transferred as a result of the transaction? ☐ Yes ☒ No**b** If yes, describe the nature of the rights to the intangible property that was transferred in the transfer:

Return by a U.S. Transferor of Property to a Foreign Corporation

OMB No. 1545-0026

Attachment
Sequence No. **128**

▶ Attach to your income tax return.

Part I U.S. Transferor Information (see instructions)

| | |
|---|--|
| Name of transferor
THE ROCKEFELLER FOUNDATION | Identifying number (see instructions)
13-1659629 |
|---|--|

1 If the transferor was a corporation, complete questions 1a, 1b, and 1c.

- a** If the transfer was a section 361(a) or (b) transfer, was the transferor controlled (under section 368(c)) by 5 or fewer domestic corporations? ☐ Yes ☐ No
- b** Did the transferor remain in existence after the transfer? ☐ Yes ☐ No

If not, list the controlling shareholder(s) and their identifying number(s):

| Controlling shareholder | Identifying number |
|-------------------------|--------------------|
| | |
| | |
| | |
| | |
| | |
| | |
| | |

- c** If the transferor was a member of an affiliated group filing a consolidated return, was it the parent corporation? ☐ Yes ☐ No

If not, list the name and employer identification number (EIN) of the parent corporation:

| Name of parent corporation | EIN of parent corporation |
|----------------------------|---------------------------|
| | |

- 2** If the transferor was a partner in a partnership that was the actual transferor (but is not treated as such under section 367), list the name and EIN of the transferor's partnership:

| Name of partnership | EIN of partnership |
|--------------------------------------|--------------------|
| BC EUROPEAN CAPITAL VII - 7LP | 98-0349096 |

Part II Transferee Foreign Corporation Information (see instructions)

| | |
|---|---|
| 3 Name of transferee (foreign corporation)
FINAKABEL S. a.r.l. | 4 Identifying number, if any
N/A |
|---|---|

5 Address (including country)
19-21 BOULEVARD PRINCE HENRI, L-1724 LUXEMBOURG

6 Country of incorporation or organization
LUXEMBURG

7 Foreign law characterization (see instructions)
CORPORATION

- 8** Is the transferee foreign corporation a controlled foreign corporation? ☐ Yes ☒ No

Part III Information Regarding Transfer of Property (see instructions)**9** Date of transfer
04/07/2003**10** Type of nonrecognition transaction (see instructions)
SECTION 351**11** Description of property transferred:**TRANSFERED EURO 8,089****RECEIVED 324 EQUITY SHARES OF 25 EACH FINAKABEL SARL****12** Did this transfer result from a change in the classification of the transferee to that of a foreign corporation? ☐ Yes ☒ No**13** Was the transferor required to recognize income under Temporary Regulations sections 1.367(a)-4T through 1.367(a)-6T (e.g., for tainted property, depreciation recapture, branch loss recapture, etc.)? ☐ Yes ☒ No**14a** Was intangible property (within the meaning of section 936(h)(3)(B)) transferred as a result of the transaction? ☐ Yes ☒ No**b** If yes, describe the nature of the rights to the intangible property that was transferred in the transfer:

**Return by a U.S. Transferor of Property
to a Foreign Corporation**

OMB No 1545-0026

Attachment
Sequence No **128**

▶ Attach to your income tax return.

Part I U.S. Transferor Information (see instructions)

| | |
|---|--|
| Name of transferor
THE ROCKEFELLER FOUNDATION | Identifying number (see instructions)
13-1659629 |
|---|--|

1 If the transferor was a corporation, complete questions 1a, 1b, and 1c.

a If the transfer was a section 361(a) or (b) transfer, was the transferor controlled (under section 368(c)) by 5 or fewer domestic corporations? **N/A**

☐ Yes ☐ No

b Did the transferor remain in existence after the transfer? **N/A**

☐ Yes ☐ No

If not, list the controlling shareholder(s) and their identifying number(s):

| Controlling shareholder | Identifying number |
|-------------------------|--------------------|
| | |
| | |
| | |
| | |
| | |
| | |
| | |

c If the transferor was a member of an affiliated group filing a consolidated return, was it the parent corporation?

☐ Yes ☐ No

If not, list the name and employer identification number (EIN) of the parent corporation:

| Name of parent corporation | EIN of parent corporation |
|----------------------------|---------------------------|
| | |

2 If the transferor was a partner in a partnership that was the actual transferor (but is not treated as such under section 367), list the name and EIN of the transferor's partnership:

| Name of partnership | EIN of partnership |
|--------------------------------------|--------------------|
| BC EUROPEAN CAPITAL VII- 7 LP | 98-0349096 |

Part II Transferee Foreign Corporation Information (see instructions)

3 Name of transferee (foreign corporation)
FINAKABEL HOLDING GmbH

4 Identifying number, if any
N/A

5 Address (including country)
PEINER STRASSE 8, D-30519 HANNOVER, GERMANY

6 Country of incorporation or organization
GERMANY

7 Foreign law characterization (see instructions)
CORPORATION

8 Is the transferee foreign corporation a controlled foreign corporation? ☐ Yes ☒ No

Part III Information Regarding Transfer of Property (see instructions)**9** Date of transfer

06/30/2003

10 Type of nonrecognition transaction (see instructions)

SECTION 351

11 Description of property transferred:

TRANSFERED EURO 161,862

RECEIVED 3,941 SHARE CAPITAL IN FINAKABEL HOLDING GmbH

12 Did this transfer result from a change in the classification of the transferee to that of a foreign corporation? ☐ Yes ☒ No**13** Was the transferor required to recognize income under Temporary Regulations sections 1.367(a)-4T through 1.367(a)-6T (e.g., for tainted property, depreciation recapture, branch loss recapture, etc.)? ☐ Yes ☒ No**14a** Was intangible property (within the meaning of section 936(h)(3)(B)) transferred as a result of the transaction? ☐ Yes ☒ No**b** If yes, describe the nature of the rights to the intangible property that was transferred in the transfer:

**Return by a U.S. Transferor of Property
to a Foreign Corporation**

▶ Attach to your income tax return.

OMB No 1545-0026

Attachment
Sequence No **128**

Part I U.S. Transferor Information (see instructions)

| | |
|---|--|
| Name of transferor
THE ROCKEFELLER FOUNDATION | Identifying number (see instructions)
13-1659629 |
|---|--|

1 If the transferor was a corporation, complete questions 1a, 1b, and 1c.

a If the transfer was a section 361(a) or (b) transfer, was the transferor controlled (under section 368(c)) by 5 or fewer domestic corporations? **N/A**

☐ Yes ☐ No

b Did the transferor remain in existence after the transfer? **N/A**

☐ Yes ☐ No

If not, list the controlling shareholder(s) and their identifying number(s):

| Controlling shareholder | Identifying number |
|-------------------------|--------------------|
| | |
| | |
| | |
| | |
| | |
| | |
| | |

c If the transferor was a member of an affiliated group filing a consolidated return, was it the parent corporation?

☐ Yes ☐ No

If not, list the name and employer identification number (EIN) of the parent corporation:

| Name of parent corporation | EIN of parent corporation |
|----------------------------|---------------------------|
| | |

2 If the transferor was a partner in a partnership that was the actual transferor (but is not treated as such under section 367), list the name and EIN of the transferor's partnership:

| Name of partnership | EIN of partnership |
|-------------------------------------|--------------------|
| BC EUROPEAN CAPITAL VII-7 LP | 98-0349096 |

Part II Transferee Foreign Corporation Information (see instructions)

| | |
|--|---|
| 3 Name of transferee (foreign corporation)
TELE COLUMBUS KABEL HOLDING GmbH | 4 Identifying number, if any
N/A |
|--|---|

5 Address (including country)
PEINER STRASSE 8, D-30519 HANNOVER, GERMANY

6 Country of incorporation or organization
GERMANY

7 Foreign law characterization (see instructions)
CORPORATION

8 Is the transferee foreign corporation a controlled foreign corporation? ☐ Yes ☒ No

Part III Information Regarding Transfer of Property (see instructions)**9** Date of transfer
12/2003**10** Type of nonrecognition transaction (see instructions)
SECTION 351**11** Description of property transferred:

TRANSFERED 1937 SHARES CAPITAL IN FINAKABEL HOLDING GmbH

RECEIVED 1937 SHARES CAPITAL IN TELECOLUMBUS KABEL HOLDING

12 Did this transfer result from a change in the classification of the transferee to that of a foreign corporation? ☐ Yes ☒ No**13** Was the transferor required to recognize income under Temporary Regulations sections 1.367(a)-4T through 1.367(a)-6T (e.g., for tainted property, depreciation recapture, branch loss recapture, etc.)? ☐ Yes ☒ No**14a** Was intangible property (within the meaning of section 936(h)(3)(B)) transferred as a result of the transaction? ☐ Yes ☒ No**b** If yes, describe the nature of the rights to the intangible property that was transferred in the transfer:

**Return by a U.S. Transferor of Property
to a Foreign Corporation**

▶ Attach to your income tax return.

OMB No. 1545-0026

Attachment
Sequence No **128**

Part I U.S. Transferor Information (see instructions)

| | |
|---|--|
| Name of transferor
THE ROCKEFELLER FOUNDATION | Identifying number (see instructions)
13-1659629 |
|---|--|

1 If the transferor was a corporation, complete questions 1a, 1b, and 1c.

- a** If the transfer was a section 361(a) or (b) transfer, was the transferor controlled (under section 368(c)) by 5 or fewer domestic corporations? **N/A** ☐ Yes ☐ No
- b** Did the transferor remain in existence after the transfer? **N/A** ☐ Yes ☐ No

If not, list the controlling shareholder(s) and their identifying number(s):

| Controlling shareholder | Identifying number |
|-------------------------|--------------------|
| | |
| | |
| | |
| | |
| | |
| | |
| | |

- c** If the transferor was a member of an affiliated group filing a consolidated return, was it the parent corporation? ☐ Yes ☐ No

If not, list the name and employer identification number (EIN) of the parent corporation:

| Name of parent corporation | EIN of parent corporation |
|----------------------------|---------------------------|
| | |

- 2** If the transferor was a partner in a partnership that was the actual transferor (but is not treated as such under section 367), list the name and EIN of the transferor's partnership:

| Name of partnership | EIN of partnership |
|---------------------------------------|--------------------|
| BC EUROPEAN CAPITAL VII - 7 LP | 98-0349096 |

Part II Transferee Foreign Corporation Information (see instructions)

| | |
|---|---|
| 3 Name of transferee (foreign corporation)
SOCIETE DE PARTICIPATIONS SILVER S.A. | 4 Identifying number, if any
N/A |
|---|---|

5 Address (including country)
13 BOULEVARD PRINCE HENRI, L- 1724 LUXEMBOURG, GRAND DUCHY OF LUXEMBOURG

6 Country of incorporation or organization
LUXEMBOURG

7 Foreign law characterization (see instructions)
CORPORATION

- 8** Is the transferee foreign corporation a controlled foreign corporation? ☐ Yes ☒ No

Part III Information Regarding Transfer of Property (see instructions)**9** Date of transfer

4/7/2003

10 Type of nonrecognition transaction (see instructions)**SECTION 351****11** Description of property transferred:

TRANSFERED EURO 303

RECEIVED 12 CLASS A VOTING SHARES IN SOCIETE PARTICIPATIONS SILVER S.A.

12 Did this transfer result from a change in the classification of the transferee to that of a foreign corporation? ☐ Yes ☒ No**13** Was the transferor required to recognize income under Temporary Regulations sections 1.367(a)-4T through 1.367(a)-6T (e.g., for tainted property, depreciation recapture, branch loss recapture, etc.)? ☐ Yes ☒ No**14a** Was intangible property (within the meaning of section 936(h)(3)(B)) transferred as a result of the transaction? ☐ Yes ☒ No**b** If yes, describe the nature of the rights to the intangible property that was transferred in the transfer:

**Return by a U.S. Transferor of Property
to a Foreign Corporation**

▶ Attach to your income tax return.

OMB No. 1545-0026

Attachment
Sequence No **128**

Part I U.S. Transferor Information (see instructions)

| | |
|---|--|
| Name of transferor
THE ROCKEFELLER FOUNDATION | Identifying number (see instructions)
13-1659629 |
|---|--|

1 If the transferor was a corporation, complete questions 1a, 1b, and 1c.

- a** If the transfer was a section 361(a) or (b) transfer, was the transferor controlled (under section 368(c)) by 5 or fewer domestic corporations? ☐ Yes ☒ No
- b** Did the transferor remain in existence after the transfer? ☒ Yes ☐ No

If not, list the controlling shareholder(s) and their identifying number(s):

| Controlling shareholder | Identifying number |
|-------------------------|--------------------|
| | |
| | |
| | |
| | |
| | |
| | |
| | |

- c** If the transferor was a member of an affiliated group filing a consolidated return, was it the parent corporation? ☐ Yes ☐ No

If not, list the name and employer identification number (EIN) of the parent corporation:

| Name of parent corporation | EIN of parent corporation |
|----------------------------|---------------------------|
| | |

- 2** If the transferor was a partner in a partnership that was the actual transferor (but is not treated as such under section 367), list the name and EIN of the transferor's partnership:

| Name of partnership | EIN of partnership |
|---------------------|--------------------|
| | |

Part II Transferee Foreign Corporation Information (see instructions)

| | |
|--|---|
| 3 Name of transferee (foreign corporation)
CAVALRY TECHNOLOGY OFFSHORE, INC | 4 Identifying number, if any
N/A |
|--|---|

| |
|--|
| 5 Address (including country)
PO BOX 309 UGLAND HOUSE SOUTH CHURCH STREET GEORGE TOWN, GRAND CAYMAN ISLANDS |
|--|

| |
|--|
| 6 Country of incorporation or organization
CAYMAN ISLANDS |
|--|

| |
|--|
| 7 Foreign law characterization (see instructions)
CORPORATION |
|--|

- 8** Is the transferee foreign corporation a controlled foreign corporation? ☐ Yes ☒ No

Part III Information Regarding Transfer of Property (see instructions)**9** Date of transfer

VARIOUS

10 Type of nonrecognition transaction (see instructions)

SECTION 351

11 Description of property transferred:

CASH PAID FOR SHARES OF STOCK

12 Did this transfer result from a change in the classification of the transferee to that of a foreign corporation? ☐ Yes ☒ No**13** Was the transferor required to recognize income under Temporary Regulations sections 1.367(a)-4T through 1.367(a)-6T (e.g., for tainted property, depreciation recapture, branch loss recapture, etc.)? ☐ Yes ☒ No**14a** Was intangible property (within the meaning of section 936(h)(3)(B)) transferred as a result of the transaction? ☐ Yes ☒ No**b** If yes, describe the nature of the rights to the intangible property that was transferred in the transfer:

**Return by a U.S. Transferor of Property
to a Foreign Corporation**

▶ Attach to your income tax return.

OMB No. 1545-0026

Attachment
Sequence No. **128**

Part I U.S. Transferor Information (see instructions)

| | |
|---|--|
| Name of transferor
THE ROCKEFELLER FOUNDATION | Identifying number (see instructions)
13-1659629 |
|---|--|

1 If the transferor was a corporation, complete questions 1a, 1b, and 1c.

- a** If the transfer was a section 361(a) or (b) transfer, was the transferor controlled (under section 368(c)) by 5 or fewer domestic corporations? ☐ Yes ☒ No
- b** Did the transferor remain in existence after the transfer? ☒ Yes ☐ No

If not, list the controlling shareholder(s) and their identifying number(s):

| Controlling shareholder | Identifying number |
|-------------------------|--------------------|
| | |
| | |
| | |
| | |
| | |
| | |
| | |

- c** If the transferor was a member of an affiliated group filing a consolidated return, was it the parent corporation? ☐ Yes ☐ No

If not, list the name and employer identification number (EIN) of the parent corporation:

| Name of parent corporation | EIN of parent corporation |
|----------------------------|---------------------------|
| | |

2 If the transferor was a partner in a partnership that was the actual transferor (but is not treated as such under section 367), list the name and EIN of the transferor's partnership:

| Name of partnership | EIN of partnership |
|---------------------|--------------------|
| | |

Part II Transferee Foreign Corporation Information (see instructions)

| | |
|--|---|
| 3 Name of transferee (foreign corporation)
KING STREET CAPITAL, LTD | 4 Identifying number, if any
N/A |
|--|---|

| |
|---|
| 5 Address (including country)
PO BOX 71 CRAIGMUIR CHAMBERS, ROAD TOWN, TORTOLA, BRITISH VIRGIN ISLANDS |
|---|

| |
|--|
| 6 Country of incorporation or organization
BRITISH VIRGIN ISLANDS |
|--|

| |
|--|
| 7 Foreign law characterization (see instructions)
CORPORATION |
|--|

- 8** Is the transferee foreign corporation a controlled foreign corporation? ☐ Yes ☒ No

Part III Information Regarding Transfer of Property (see instructions)**9** Date of transfer

VARIOUS

10 Type of nonrecognition transaction (see instructions)

SECTION 351

11 Description of property transferred:

CASH PAID FOR SHARES OF STOCK

12 Did this transfer result from a change in the classification of the transferee to that of a foreign corporation? ☐ Yes ☒ No**13** Was the transferor required to recognize income under Temporary Regulations sections 1.367(a)-4T through 1.367(a)-6T (e.g., for tainted property, depreciation recapture, branch loss recapture, etc.)? ☐ Yes ☒ No**14a** Was intangible property (within the meaning of section 936(h)(3)(B)) transferred as a result of the transaction? ☐ Yes ☒ No**b** If yes, describe the nature of the rights to the intangible property that was transferred in the transfer:

**Return by a U.S. Transferor of Property
to a Foreign Corporation**

OMB No. 1545-0026

Attachment
Sequence No. **128**

▶ Attach to your income tax return.

Part I U.S. Transferor Information (see instructions)

| | |
|---|--|
| Name of transferor
THE ROCKEFELLER FOUNDATION | Identifying number (see instructions)
13-1659629 |
|---|--|

1 If the transferor was a corporation, complete questions 1a, 1b, and 1c.

- a** If the transfer was a section 361(a) or (b) transfer, was the transferor controlled (under section 368(c)) by 5 or fewer domestic corporations? ☐ Yes ☒ No
- b** Did the transferor remain in existence after the transfer? ☒ Yes ☐ No

If not, list the controlling shareholder(s) and their identifying number(s):

| Controlling shareholder | Identifying number |
|-------------------------|--------------------|
| | |
| | |
| | |
| | |
| | |
| | |
| | |

- c** If the transferor was a member of an affiliated group filing a consolidated return, was it the parent corporation? ☐ Yes ☐ No

If not, list the name and employer identification number (EIN) of the parent corporation:

| Name of parent corporation | EIN of parent corporation |
|----------------------------|---------------------------|
| | |

- 2** If the transferor was a partner in a partnership that was the actual transferor (but is not treated as such under section 367), list the name and EIN of the transferor's partnership:

| Name of partnership | EIN of partnership |
|---------------------|--------------------|
| | |

Part II Transferee Foreign Corporation Information (see instructions)

| | |
|---|-------------------------------------|
| 3 Name of transferee (foreign corporation)
ARGUS HEALTHCARE OFFSHORE | 4 Identifying number, if any |
|---|-------------------------------------|

5 Address (including country)
PO BOX 513GT, 3RD FLOOR, 36C BERMUDA HOUSE, BRITISH AMERICAN CENTRE, GEORGE TOWN, GRAND CAYMAN

6 Country of incorporation or organization
CAYMAN ISLANDS

7 Foreign law characterization (see instructions)
CORPORATION

- 8** Is the transferee foreign corporation a controlled foreign corporation? ☐ Yes ☒ No

Part III Information Regarding Transfer of Property (see instructions)**9** Date of transfer**VARIOUS****10** Type of nonrecognition transaction (see instructions)**SECTION 351****11** Description of property transferred:**CASH PAID FOR SHARES OF STOCK****12** Did this transfer result from a change in the classification of the transferee to that of a foreign corporation? ☐ Yes ☒ No**13** Was the transferor required to recognize income under Temporary Regulations sections 1.367(a)-4T through 1.367(a)-6T (e.g., for tainted property, depreciation recapture, branch loss recapture, etc.)? ☐ Yes ☒ No**14a** Was intangible property (within the meaning of section 936(h)(3)(B)) transferred as a result of the transaction? ☐ Yes ☒ No**b** If yes, describe the nature of the rights to the intangible property that was transferred in the transfer:

**Return by a U.S. Transferor of Property
to a Foreign Corporation**

▶ Attach to your income tax return.

OMB No. 1545-0026

Attachment
Sequence No **128**

Part I U.S. Transferor Information (see instructions)

| | |
|---|--|
| Name of transferor
THE ROCKEFELLER FOUNDATION | Identifying number (see instructions)
13-1659629 |
|---|--|

1 If the transferor was a corporation, complete questions 1a, 1b, and 1c.

- a** If the transferor was a section 361(a) or (b) transfer, was the transferor controlled (under section 368(c)) by 5 or fewer domestic corporations? ☐ Yes ☒ No
- b** Did the transferor remain in existence after the transfer? ☒ Yes ☐ No

If not, list the controlling shareholder(s) and their identifying number(s):

| Controlling shareholder | Identifying number |
|-------------------------|--------------------|
| | |
| | |
| | |
| | |
| | |
| | |
| | |

- c** If the transferor was a member of an affiliated group filing a consolidated return, was it the parent corporation? ☐ Yes ☐ No

If not, list the name and employer identification number (EIN) of the parent corporation:

| Name of parent corporation | EIN of parent corporation |
|----------------------------|---------------------------|
| | |

- 2** If the transferor was a partner in a partnership that was the actual transferor (but is not treated as such under section 367), list the name and EIN of the transferor's partnership:

| Name of partnership | EIN of partnership |
|---------------------|--------------------|
| | |

Part II Transferee Foreign Corporation Information (see instructions)

| | |
|--|---|
| 3 Name of transferee (foreign corporation)
PERRY PARTNERS INTERNATIONAL, LTD. | 4 Identifying number, if any
N/A |
|--|---|

5 Address (including country)
CITCO BLDG., WICKHAMS CAY, PO BOX 662, ROAD TOWN, TORTOLA, BRITISH VIRGIN ISLANDS

6 Country of incorporation or organization
BRITISH VIRGIN ISLANDS

7 Foreign law characterization (see instructions)
CORPORATION

- 8** Is the transferee foreign corporation a controlled foreign corporation? ☐ Yes ☒ No

For Paperwork Reduction Act Notice, see page 4.

Cat No 16982D

Form **926** (Rev 12-2003)

Part III Information Regarding Transfer of Property (see instructions)**9** Date of transfer
VARIOUS**10** Type of nonrecognition transaction (see instructions)
SECTION 351**11** Description of property transferred:**CASH PAID FOR SHARES OF STOCK****12** Did this transfer result from a change in the classification of the transferee to that of a foreign corporation? ☐ Yes ☒ No**13** Was the transferor required to recognize income under Temporary Regulations sections 1.367(a)-4T through 1.367(a)-6T (e.g., for tainted property, depreciation recapture, branch loss recapture, etc.)? ☐ Yes ☒ No**14a** Was intangible property (within the meaning of section 936(h)(3)(B)) transferred as a result of the transaction? ☐ Yes ☒ No**b** If yes, describe the nature of the rights to the intangible property that was transferred in the transfer:

Return by a U.S. Transferor of Property to a Foreign Corporation

OMB No. 1545-0026

Attachment
Sequence No. **128**

▶ Attach to your income tax return.

Part I U.S. Transferor Information (see instructions)

| | |
|---|--|
| Name of transferor
THE ROCKEFELLER FOUNDATION | Identifying number (see instructions)
13-1659629 |
|---|--|

1 If the transferor was a corporation, complete questions 1a, 1b, and 1c.

- a** If the transfer was a section 361(a) or (b) transfer, was the transferor controlled (under section 368(c)) by 5 or fewer domestic corporations? ☐ Yes ☒ No
- b** Did the transferor remain in existence after the transfer? ☒ Yes ☐ No

If not, list the controlling shareholder(s) and their identifying number(s):

| Controlling shareholder | Identifying number |
|-------------------------|--------------------|
| | |
| | |
| | |
| | |
| | |
| | |
| | |

- c** If the transferor was a member of an affiliated group filing a consolidated return, was it the parent corporation? ☐ Yes ☐ No

If not, list the name and employer identification number (EIN) of the parent corporation:

| Name of parent corporation | EIN of parent corporation |
|----------------------------|---------------------------|
| | |

- 2** If the transferor was a partner in a partnership that was the actual transferor (but is not treated as such under section 367), list the name and EIN of the transferor's partnership:

| Name of partnership | EIN of partnership |
|---------------------|--------------------|
| | |

Part II Transferee Foreign Corporation Information (see instructions)

| | |
|--|---|
| 3 Name of transferee (foreign corporation)
SATELLITE OVERSEAS FUND, TTD | 4 Identifying number, if any
N/A |
|--|---|

5 Address (including country)
BANK OF BERMUDA (CAYMAN) LTD., PO BOX 30362 SMB, HARBOUR CENTRE, 3RD FLOOR, GEORGE TOWN, GRAND CA

6 Country of incorporation or organization
CAYMAN ISLANDS

7 Foreign law characterization (see instructions)
CORPORATION

- 8** Is the transferee foreign corporation a controlled foreign corporation? ☐ Yes ☒ No

Part III Information Regarding Transfer of Property (see instructions)**9** Date of transfer
VARIOUS**10** Type of nonrecognition transaction (see instructions)
SECTION 351**11** Description of property transferred:**CASH PAID FOR SHARES OF STOCK****12** Did this transfer result from a change in the classification of the transferee to that of a foreign corporation? ☐ **Yes** ☒ **No****13** Was the transferor required to recognize income under Temporary Regulations sections 1.367(a)-4T through 1.367(a)-6T (e.g., for tainted property, depreciation recapture, branch loss recapture, etc.)? ☐ **Yes** ☒ **No****14a** Was intangible property (within the meaning of section 936(h)(3)(B)) transferred as a result of the transaction? ☐ **Yes** ☒ **No****b** If yes, describe the nature of the rights to the intangible property that was transferred in the transfer:

**Return by a U.S. Transferor of Property
to a Foreign Corporation**

OMB No. 1545-0026

Attachment
Sequence No. **128**

▶ Attach to your income tax return.

Part I U.S. Transferor Information (see instructions)

| | |
|---|--|
| Name of transferor
THE ROCKEFELLER FOUNDATION | Identifying number (see instructions)
13-1659629 |
|---|--|

1 If the transferor was a corporation, complete questions 1a, 1b, and 1c.

- a** If the transfer was a section 361(a) or (b) transfer, was the transferor controlled (under section 368(c)) by 5 or fewer domestic corporations? *N/A* ☐ Yes ☐ No
- b** Did the transferor remain in existence after the transfer? *N/A* ☐ Yes ☐ No

If not, list the controlling shareholder(s) and their identifying number(s):

| Controlling shareholder | Identifying number |
|-------------------------|--------------------|
| | |
| | |
| | |
| | |
| | |
| | |
| | |
| | |

- c** If the transferor was a member of an affiliated group filing a consolidated return, was it the parent corporation? ☐ Yes ☐ No

If not, list the name and employer identification number (EIN) of the parent corporation:

| Name of parent corporation | EIN of parent corporation |
|----------------------------|---------------------------|
| | |

2 If the transferor was a partner in a partnership that was the actual transferor (but is not treated as such under section 367), list the name and EIN of the transferor's partnership:

| Name of partnership | EIN of partnership |
|------------------------------------|--------------------|
| VESTAR-AIV HOLDINGS A, L.P. | 04-3598523 |

Part II Transferee Foreign Corporation Information (see instructions)

| | |
|---|---|
| 3 Name of transferee (foreign corporation)
FL SPRING S.P.A | 4 Identifying number, if any
N/A |
|---|---|

5 Address (including country)
8-10 RUE MATHIAS HARDT BP 3023 L-1030 LUXEMBOURG

6 Country of incorporation or organization
LUXEMBOURG

7 Foreign law characterization (see instructions)
CORPORATION

8 Is the transferee foreign corporation a controlled foreign corporation? ☐ Yes ☒ No

Part III Information Regarding Transfer of Property (see instructions)**9** Date of transfer
10/01/2003**10** Type of nonrecognition transaction (see instructions)
SECTION 351**11** Description of property transferred:

TRANSFERED CASH OF \$1,149,031

RECEIVED STOCK - FSL SPA

12 Did this transfer result from a change in the classification of the transferee to that of a foreign corporation? ☐ Yes ☒ No**13** Was the transferor required to recognize income under Temporary Regulations sections 1.367(a)-4T through 1.367(a)-6T (e.g., for tainted property, depreciation recapture, branch loss recapture, etc.)? ☐ Yes ☒ No**14a** Was intangible property (within the meaning of section 936(h)(3)(B)) transferred as a result of the transaction? ☐ Yes ☒ No**b** If yes, describe the nature of the rights to the intangible property that was transferred in the transfer:

Form **5471****Information Return of U.S. Persons With
Respect To Certain Foreign Corporations**

OMB No. 1545-0704

File In Duplicate(see When and Where
To File on page 1 of
the instructions)

(Rev. January 2003)

Department of the Treasury
Internal Revenue Service

▶ See separate instructions.

Information furnished for the foreign corporation's annual accounting period (tax year required by
section 898) (see instructions) beginning , 20 , and ending , 20

| | |
|--|---|
| Name of person filing this return
THE ROCKEFELLER FOUNDATION | A Identifying number
13-1659629 |
| Number, street, and room or suite no. (or P.O. box number if mail is not delivered to street address)
420 FIFTH AVENUE | B Category of filer (See page 1 of the instructions. Check applicable box(es))
1 <input type="checkbox"/> 2 <input type="checkbox"/> 3 <input type="checkbox"/> 4 <input checked="" type="checkbox"/> 5 <input checked="" type="checkbox"/> |
| City or town, state, and ZIP code
NEW YORK, NY 10018-2702 | C Enter the total percentage of the foreign corporation's voting stock you owned at the end of its annual accounting period 100.00 % |
| Filer's tax year beginning
01/01 , 20 03 , and ending
12/31 , 20 03 | |

D Person(s) on whose behalf this information return is filed

| (1) Name | (2) Address | (3) Identifying number | (4) Check applicable box(es) | | |
|---|--|------------------------|-------------------------------------|--------------------------|--------------------------|
| | | | Shareholder | Officer | Director |
| JOHN S. & JAMES L.
KNIGHT FOUNDATION | ONE BISCAYNE TOWER SUITE 3800
TWO SOUTH BISCAYNE BOULEVARD
MIAMI, FL 33131 | 65-0464177 | <input checked="" type="checkbox"/> | <input type="checkbox"/> | <input type="checkbox"/> |
| LEEWAY & COMPANY | ONE ENTERPRISE DRIVE W6C | 04-6385947 | <input checked="" type="checkbox"/> | <input type="checkbox"/> | <input type="checkbox"/> |

Important: Fill in all applicable lines and schedules. All information **must** be in English. All amounts **must** be stated in U.S. dollars unless otherwise indicated.

| | | |
|--|---|---|
| 1a Name and address of foreign corporation
FREMONT CAYMAN STATÉGIC PARTNERS III, L.P.
C/O FREMONT REALTY CAPITAL, L.P. P.O. BOX 192386
SAN FRANCISCO, CA 94119-2386 | | b Employer identification number, if any
98-0222679 |
| | | c Country under whose laws incorporated
CAYMAN ISLANDS |
| d Date of incorporation
01/01/2000 | e Principal place of business
CAYMAN ISLANDS | f Principal business activity code number
531390 |
| | | g Principal business activity
INVESTMENT |
| | | h Functional currency
US DOLLAR |

2 Provide the following information for the foreign corporation's accounting period stated above.

| | | | |
|---|--|---|--|
| a Name, address, and identifying number of branch office or agent (if any) in the United States | | b If a U.S. income tax return was filed, enter. | |
| | | (i) Taxable income or (loss) | (ii) U.S. income tax paid (after all credits) |
| | | | |
| c Name and address of foreign corporation's statutory or resident agent in country of incorporation
WALKERS SPV LIMITED
P.O. 908GT, WALKER HOUSE
GRAND CAYMAN ISLANDS, BWI | | d Name and address (including corporate department, if applicable) of person (or persons) with custody of the books and records of the foreign corporation, and the location of such books and records, if different
VICTOR KWOK
FREMONT GROUP, P.O. BOX 192386
SAN FRANCISCO, CA 94119-2386 | |

Schedule A Stock of the Foreign Corporation**Part I—All Classes of Stock**

| (a) Description of each class of stock | (b) Number of shares issued and outstanding | |
|--|---|--------------------------------------|
| | (i) Beginning of annual accounting period | (ii) End of annual accounting period |
| COMMON | 100 | 100 |
| | | |
| | | |

Part II—Additional Information for Preferred Stock(To be completed **only** by Category 1 filers for foreign personal holding companies.)

| (a) Description of each class of Preferred stock
(Note: This description should match the corresponding description entered in Part I, column (a).) | (b) Par value in functional currency | (c) Rate of dividend | (d) Indicate whether the stock is cumulative or noncumulative |
|--|--------------------------------------|----------------------|---|
| | | | |
| | | | |
| | | | |

For Paperwork Reduction Act Notice, see page 13 of the instructions.

Cat No 49958V

Form **5471** (Rev. 1-2003)

Schedule B U.S. Shareholders of Foreign Corporation (See page 4 of the instructions.)

| (a) Name, address, and identifying number of shareholder | (b) Description of each class of stock held by shareholder (Note: This description should match the corresponding description entered in Schedule A, Part I, column (a).) | (c) Number of shares held at beginning of annual accounting period | (d) Number of shares held at end of annual accounting period | (e) Pro rata share of subpart F income (enter as a percentage) |
|--|---|--|--|--|
| FREMONT STRATEGIC PROP. PTNRS. L.P., P.O. BOX 192386, SF, CA 94119
94-3368794 | COMMON | 100 | 100 | 100.00% |
| | | | | |
| | | | | |
| | | | | |
| | | | | |
| | | | | |
| | | | | |
| | | | | |
| | | | | |
| | | | | |
| | | | | |
| | | | | |
| | | | | |
| | | | | |
| | | | | |
| | | | | |

Schedule C **Income Statement** (See page 5 of the instructions.)

Important: Report all information in functional currency in accordance with U.S. GAAP. Also, report each amount in U.S. dollars translated from functional currency (using GAAP translation rules). However, if the functional currency is the U.S. dollar, complete only the U.S. Dollars column. See instructions for special rules for DASTM corporations.

| | | Functional Currency | U.S. Dollars |
|--|--|---------------------|--------------|
| Income | 1a Gross receipts or sales | 1a | |
| | b Returns and allowances | 1b | |
| | c Subtract line 1b from line 1a | 1c | |
| | 2 Cost of goods sold | 2 | |
| | 3 Gross profit (subtract line 2 from line 1c) | 3 | |
| | 4 Dividends | 4 | |
| | 5 Interest | 5 | |
| | 6 Gross rents, royalties, and license fees | 6 | |
| | 7 Net gain or (loss) on sale of capital assets | 7 | |
| 8 Other income (attach schedule) | 8 | -1,660,527 | |
| 9 Total income (add lines 3 through 8) | 9 | -1,660,527 | |
| Deductions | 10 Compensation not deducted elsewhere | 10 | |
| | 11 Rents, royalties, and license fees | 11 | |
| | 12 Interest | 12 | |
| | 13 Depreciation not deducted elsewhere | 13 | |
| | 14 Depletion | 14 | |
| | 15 Taxes (exclude provision for income, war profits, and excess profits taxes) | 15 | |
| | 16 Other deductions (attach schedule—exclude provision for income, war profits, and excess profits taxes) | 16 | 3,506 |
| | 17 Total deductions (add lines 10 through 16) | 17 | 3,506 |
| Net Income | 18 Net income or (loss) before extraordinary items, prior period adjustments, and the provision for income, war profits, and excess profits taxes (subtract line 17 from line 9) | 18 | -1,664,033 |
| | 19 Extraordinary items and prior period adjustments (see instructions) | 19 | |
| | 20 Provision for income, war profits, and excess profits taxes (see instructions) | 20 | |
| | 21 Current year net income or (loss) per books (combine lines 18 through 20) | 21 | -1,664,033 |

Schedule E **Income, War Profits, and Excess Profits Taxes Paid or Accrued** (See page 5 of instructions.)

| (a)
Name of country or U.S. possession | Amount of tax | | |
|---|----------------------------|------------------------|------------------------|
| | (b)
In foreign currency | (c)
Conversion rate | (d)
In U.S. dollars |
| 1 U.S. | | | |
| 2 | | | |
| 3 | | | |
| 4 | | | |
| 5 | | | |
| 6 | | | |
| 7 | | | |
| 8 Total | NONE | | |

Schedule F **Balance Sheet**

Important: Report all amounts in U.S. dollars prepared and translated in accordance with U.S. GAAP. See page 5 of the instructions for an exception for DASTM corporations

| Assets | | (a)
Beginning of annual
accounting period | (b)
End of annual
accounting period |
|--|------------|---|---|
| 1 Cash | 1 | | |
| 2a Trade notes and accounts receivable | 2a | | |
| b Less allowance for bad debts | 2b | () | () |
| 3 Inventories | 3 | | |
| 4 Other current assets (attach schedule) | 4 | | |
| 5 Loans to shareholders and other related persons | 5 | | |
| 6 Investment in subsidiaries (attach schedule) | 6 | 13,918,515 | 12,624,775 |
| 7 Other investments (attach schedule) | 7 | | |
| 8a Buildings and other depreciable assets | 8a | | |
| b Less accumulated depreciation | 8b | () | () |
| 9a Depletable assets | 9a | | |
| b Less accumulated depletion | 9b | () | () |
| 10 Land (net of any amortization) | 10 | | |
| 11 Intangible assets: | | | |
| a Goodwill | 11a | | |
| b Organization costs | 11b | | |
| c Patents, trademarks, and other intangible assets | 11c | | |
| d Less accumulated amortization for lines 11a, b, and c | 11d | () | () |
| 12 Other assets (attach schedule) | 12 | | |
| 13 Total assets | 13 | 13,918,515 | 16,624,775 |
| Liabilities and Shareholders' Equity | | | |
| 14 Accounts payable | 14 | | |
| 15 Other current liabilities (attach schedule) | 15 | 8,346 | 1,510 |
| 16 Loans from shareholders and other related persons | 16 | | |
| 17 Other liabilities (attach schedule) | 17 | | |
| 18 Capital stock: | | | |
| a Preferred stock | 18a | | |
| b Common stock | 18b | 17,799,169 | 18,529,008 |
| 19 Paid-in or capital surplus (attach reconciliation) | 19 | | |
| 20 Retained earnings | 20 | -3,889,000 | 5,905,743 |
| 21 Less cost of treasury stock | 21 | () | () |
| 22 Total liabilities and shareholders' equity | 22 | 13,918,515 | 12,624,775 |

Schedule G Other Information

Yes No

- 1 During the tax year, did the foreign corporation own at least a 10% interest, directly or indirectly, in any foreign partnership? ☐ Yes ☒ No
If "Yes," see page 5 of the instructions for required attachment.
- 2 During the tax year, did the foreign corporation own an interest in any trust? ☐ Yes ☒ No
- 3 During the tax year, did the foreign corporation own any foreign entities that were disregarded as entities separate from their owners under Regulations sections 301.7701-2 and 301.7701-3? ☐ Yes ☒ No
If "Yes," attach a statement listing the name, country under whose laws the entity was organized, and EIN (if any) of each entity.

Schedule H Current Earnings and Profits (See page 5 of the instructions.)**Important:** Enter the amounts on lines 1 through 5c in functional currency.

| | | | |
|----|--|----------------------|-------------------------|
| 1 | Current year net income or (loss) per foreign books of account | 1 | -1,664,033 |
| 2 | Net adjustments made to line 1 to determine current earnings and profits according to U.S. financial and tax accounting standards (see instructions): | | |
| | | Net Additions | Net Subtractions |
| a | Capital gains or losses | | |
| b | Depreciation and amortization | | 1,393 |
| c | Depletion | | |
| d | Investment or incentive allowance | | |
| e | Charges to statutory reserves | | |
| f | Inventory adjustments | | |
| g | Taxes | | |
| h | Other (attach schedule) | 1,660,527 | 1,646,553 |
| 3 | Total net additions | 1,660,527 | |
| 4 | Total net subtractions | | 1,647,946 |
| 5a | Current earnings and profits (line 1 plus line 3 minus line 4) | 5a | -1,651,452 |
| b | DASTM gain or (loss) for foreign corporations that use DASTM (see instructions) | 5b | |
| c | Combine lines 5a and 5b | 5c | 1,651,452 |
| d | Current earnings and profits in U.S. dollars (line 5c translated at the appropriate exchange rate as defined in section 989(b) and the related regulations (see instructions)) | 5d | -1,651,452 |

Enter exchange rate used for line 5d ►

Schedule I Summary of Shareholder's Income From Foreign Corporation (See page 5 of instructions.)

| | | | |
|---|---|---|------|
| 1 | Subpart F income (line 40b, Worksheet A in the instructions) | 1 | NONE |
| 2 | Earnings invested in U.S. property (line 17, Worksheet B in the instructions) | 2 | NONE |
| 3 | Previously excluded subpart F income withdrawn from qualified investments (line 6b, Worksheet C in the instructions) | 3 | NONE |
| 4 | Previously excluded export trade income withdrawn from investment in export trade assets (line 7b, Worksheet D in the instructions) | 4 | NONE |
| 5 | Factoring income | 5 | NONE |
| 6 | Total of lines 1 through 5. Enter here and on your income tax return. See page 6 of instructions | 6 | NONE |
| 7 | Dividends received (translated at spot rate on payment date under section 989(b)(1)) | 7 | NONE |
| 8 | Exchange gain or (loss) on a distribution of previously taxed income | 8 | NONE |

Yes No

- Was any income of the foreign corporation blocked? ☐ Yes ☒ No
- Did any such income become unblocked during the tax year (see section 964(b))? ☐ Yes ☒ No
- If the answer to either question is "Yes," attach an explanation



**SCHEDULE J
(Form 5471)**(Rev. January 2003)
Department of the Treasury
Internal Revenue Service**Accumulated Earnings and Profits (E&P)
of Controlled Foreign Corporation**

OMB No 1545-0704

► Attach to Form 5471. See Instructions for Form 5471.

Name of person filing Form 5471

THE ROCKEFELLER FOUNDATION

Identifying number

13-1659629

Name of foreign corporation

FREMONT CAYMAN STRATEGIC PARTNERS III, L.P. C/O FREMONT REALTY CAPITAL, L.P.

| Important: Enter amounts in functional currency | (a) Post-1986 Undistributed Earnings (post-86 section 959(c)(3) balance) | (b) Pre-1987 E&P Not Previously Taxed (pre-87 section 959(c)(3) balance) | (c) Previously Taxed E&P (see instructions) (sections 959(c)(1) and (2) balances) | | | (d) Total Section 964(a) E&P (combine columns (a), (b), and (c)) |
|---|--|--|---|---|------------------------|--|
| | | | (i) Earnings Invested in U.S. Property | (ii) Earnings Invested in Excess Passive Assets | (iii) Subpart F Income | |
| 1 Balance at beginning of year | -7,104,940 | | | | | |
| 2a Current year E&P | | | | | | |
| b Current year deficit in E&P | 1,651,452 | | | | | |
| 3 Total current and accumulated E&P not previously taxed (line 1 plus line 2a or line 1 minus line 2b) | -8,756,392 | | | | | |
| 4 Amounts included under section 951(a) or reclassified under section 959(c) in current year | | | | | | |
| 5a Actual distributions or reclassifications of previously taxed E&P | | | | | | |
| b Actual distributions of nonpreviously taxed E&P | | | | | | |
| 6a Balance of previously taxed E&P at end of year (line 1 plus line 4, minus line 5a) | | | | | | |
| b Balance of E&P not previously taxed at end of year (line 3 minus line 4, minus line 5b) | -8,756,392 | | | | | |
| 7 Balance at end of year. (Enter amount from line 6a or line 6b, whichever is applicable.) | -8,756,392 | | | | | |

For Paperwork Reduction Act Notice, see the Instructions for Form 5471.

Cat No. 21111K

Schedule J (Form 5471) (Rev. 1-2003)

**SCHEDULE M
(Form 5471)**(Rev. January 2003)
Department of the Treasury
Internal Revenue Service**Transactions Between Controlled Foreign Corporation
and Shareholders or Other Related Persons**

OMB No 1545-0704

▶ Attach to Form 5471. See Instructions for Form 5471.

Name of person filing Form 5471

THE ROCKEFELLER FOUNDATION

Identifying number

13-1659629

Name of foreign corporation

FREMONT CAYMAN STRATEGIC PARTNERS III, L.P. C/O FREMONT REALTY CAPITAL, L.P.

Important: Complete a **separate** Schedule M for each controlled foreign corporation. Enter the totals for each type of transaction that occurred during the annual accounting period between the foreign corporation and the persons listed in columns (b) through (f). All amounts must be stated in U.S. dollars translated from functional currency at the average exchange rate for the foreign corporation's tax year. See page 10 of the instructions.

Enter the relevant functional currency and the exchange rate used throughout this schedule ▶ **US DOLLAR**

| (a) Transactions of foreign corporation | (b) U.S. person filing this return | (c) Any domestic corporation or partnership controlled by U.S. person filing this return | (d) Any other foreign corporation or partnership controlled by U.S. person filing this return | (e) 10% or more U.S. shareholder of controlled foreign corporation (other than the U.S. person filing this return) | (f) 10% or more U.S. shareholder of any corporation controlling the foreign corporation |
|--|------------------------------------|--|---|--|---|
| 1 Sales of stock in trade (inventory) | | | | | |
| 2 Sales of property rights (patents, trademarks, etc.) | | | | | |
| 3 Compensation received for technical, managerial, engineering, construction, or like services | | | | | |
| 4 Commissions received | | | | | |
| 5 Rents, royalties, and license fees received | | | | | |
| 6 Dividends received (exclude deemed distributions under subpart F and distributions of previously taxed income) | | | | | |
| 7 Interest received | | | | | |
| 8 Premiums received for insurance or reinsurance | | | | | |
| 9 Add lines 1 through 8 | | | | | |
| 10 Purchases of stock in trade (inventory) | | | | | |
| 11 Purchases of tangible property other than stock in trade | | | | | |
| 12 Purchases of property rights (patents, trademarks, etc.) | | | | | |
| 13 Compensation paid for technical, managerial, engineering, construction, or like services | 1,541 | | | | |
| 14 Commissions paid | | | | | |
| 15 Rents, royalties, and license fees paid | | | | | |
| 16 Dividends paid | | | | | |
| 17 Interest paid | | | | | |
| 18 Add lines 10 through 17 | 1,541 | | | | |
| 19 Amounts borrowed (enter the maximum loan balance during the year) — see instructions | 8,973 | | | | |
| 20 Amounts loaned (enter the maximum loan balance during the year) — see instructions | | | | | |

For Paperwork Reduction Act Notice, see the Instructions for Form 5471.

Cat No 499630

Schedule M (Form 5471) (Rev. 1-2003)



**SCHEDULE M
(Form 5471)**(Rev. January 2003)
Department of the Treasury
Internal Revenue Service**Transactions Between Controlled Foreign Corporation
and Shareholders or Other Related Persons**

OMB No 1545-0704

▶ Attach to Form 5471. See Instructions for Form 5471.

Name of person filing Form 5471

LEEWAY & COMPANY

Identifying number

04-6385947

Name of foreign corporation

FREMONT CAYMAN STRATEGIC PARTNERS III, L.P. C/O FREMONT REALTY CAPITAL, L.P.

Important: Complete a **separate** Schedule M for each controlled foreign corporation. Enter the totals for each type of transaction that occurred during the annual accounting period between the foreign corporation and the persons listed in columns (b) through (f). All amounts must be stated in U.S. dollars translated from functional currency at the average exchange rate for the foreign corporation's tax year. See page 10 of the instructions.

Enter the relevant functional currency and the exchange rate used throughout this schedule ▶

| (a) Transactions of foreign corporation | (b) U.S. person filing this return | (c) Any domestic corporation or partnership controlled by U.S. person filing this return | (d) Any other foreign corporation or partnership controlled by U.S. person filing this return | (e) 10% or more U.S. shareholder of controlled foreign corporation (other than the U.S. person filing this return) | (f) 10% or more U.S. shareholder of any corporation controlling the foreign corporation |
|--|------------------------------------|--|---|--|---|
| 1 Sales of stock in trade (inventory) | | | | | |
| 2 Sales of property rights (patents, trademarks, etc.) . . | | | | | |
| 3 Compensation received for technical, managerial, engineering, construction, or like services . | | | | | |
| 4 Commissions received . . . | | | | | |
| 5 Rents, royalties, and license fees received | | | | | |
| 6 Dividends received (exclude deemed distributions under subpart F and distributions of previously taxed income) . . | | | | | |
| 7 Interest received | | | | | |
| 8 Premiums received for insurance or reinsurance | | | | | |
| 9 Add lines 1 through 8 . . . | | NONE | | | |
| 10 Purchases of stock in trade (inventory) | | | | | |
| 11 Purchases of tangible property other than stock in trade . | | | | | |
| 12 Purchases of property rights (patents, trademarks, etc.) . | | | | | |
| 13 Compensation paid for technical, managerial, engineering, construction, or like services | | | | | |
| 14 Commissions paid | | | | | |
| 15 Rents, royalties, and license fees paid | | | | | |
| 16 Dividends paid | | | | | |
| 17 Interest paid | | | | | |
| 18 Add lines 10 through 17 | | 1,541 | | | |
| 19 Amounts borrowed (enter the maximum loan balance during the year) — see instructions . | | 8,973 | | | |
| 20 Amounts loaned (enter the maximum loan balance during the year) — see instructions | | | | | |



Form

8865

Return of U.S. Persons With Respect to Certain Foreign Partnerships

OMB No. 1545-1668

2003Department of the Treasury
Internal Revenue Service▶ **Attach to your tax return. See separate instructions.**Information furnished for the foreign partnership's tax year
beginning , 2003, and ending , 20Attachment
Sequence No **118**

Name of person filing this return

THE ROCKEFELLER FOUNDATION

Filer's identifying number

13-1659629

Filer's address (if you are not filing this form with your tax return)

A Category of filer (see Categories of Filers in the instructions and check applicable box(es))

1 ☐ 2 ☐ 3 ☒ 4 ☐B Filer's tax year beginning **01/01** 20 **03**, and ending **12/31** 20 **03**

C Filer's share of liabilities. Nonrecourse \$

Qualified nonrecourse financing \$

Other \$

D If filer is a member of a consolidated group but not the parent, enter the following information about the parent:

Name

EIN

Address

E Information about certain other partners (see instructions)

| (1) Name | (2) Address | (3) Identifying number | (4) Check applicable box(es) | | |
|----------|-------------|------------------------|------------------------------|------------|--------------------|
| | | | Category 1 | Category 2 | Constructive owner |
| | | | | | |
| | | | | | |
| | | | | | |

F1 Name and address of foreign partnership

**BC EUROPEAN CAPITAL VII-7 LP, TRAFALGAR, LES BANQUES, ST. PETER PORT,
GUERNSEY, CHANNEL ISLANDS, GY1 3QL**

2 EIN (if any)

98-03490963 Country under whose laws organized
UNITED KINGDOM

| | | | | | |
|---|--|--|--|---------------------------------------|---|
| 4 Date of organization
03/31/2000 | 5 Principal place of business
UNITED KINGDOM | 6 Principal business activity code number
523900 | 7 Principal business activity
PORTFOLIO INVEST | 8a Functional currency
EURO | 8b Exchange rate (see instr.)
SPOT 1.2557 |
|---|--|--|--|---------------------------------------|---|

G Provide the following information for the foreign partnership's tax year:

| | | |
|---|---|--|
| 1 Name, address, and identifying number of agent (if any) in the United States
NONE | 2 Check if the foreign partnership must file:
<input type="checkbox"/> Form 1042 <input type="checkbox"/> Form 8804 <input checked="" type="checkbox"/> Form 1065 or 1065-B
Service Center where Form 1065 or 1065-B is filed:
PHILADELPHIA, PA | |
| | 3 Name and address of foreign partnership's agent in country of organization, if any
CIE MANAGEMENT II LTD, TRAFALGAR COURT, LES BANQUES, ST. PETER PORT, GUERNSEY, CHANNEL ISLANDS, GY1 3QL | |
| 4 Name and address of person(s) with custody of the books and records of the foreign partnership, and the location of such books and records, if different
GUERNSEY INTERNATIONAL FUND MANAGERS
SAME ADDRESS AS 3 | | |

5 Were any special allocations made by the foreign partnership? ☒ Yes ☐ No6 Number of foreign disregarded entities owned by the partnership (attach list) **NONE**7 How is this partnership classified under the law of the country in which it is organized? **PARTNERSHIP**8 Did the partnership own any separate units within the meaning of Regulations section 1.1503-2(c)(3) or (4)? ☐ Yes ☐ No

9 Does this partnership meet both of the following requirements?

- The partnership's total receipts for the tax year were less than \$250,000 and
 - The value of the partnership's total assets at the end of the tax year was less than \$600,000
- If "Yes," do not complete Schedules L, M-1, and M-2. ☐ Yes ☒ No

Sign Here
Only if You
Are Filing
This Form
Separately
and Not With
Your Tax
Return

Under penalties of perjury, I declare that I have examined this return, including accompanying schedules and statements, and to the best of my knowledge and belief, it is true, correct, and complete Declaration of preparer (other than general partner or limited liability company member) is based on all information of which preparer has any knowledge.

Signature of general partner or limited liability company member

Date

Paid Preparer
Sign and
Complete
Only if Form
is Filed
SeparatelyPreparer's
signature

Date

Check if
self-employed ☐

Preparer's SSN or PTIN

Firm's name (or
yours if self-employed),
address, and ZIP code

EIN

Phone no ()

For Paperwork Reduction Act Notice, see the separate instructions.

Cat No. 25852A

Form **8865** (2003)

Schedule A **Constructive Ownership of Partnership Interest.** Check the boxes that apply to the filer. If you check box **b**, enter the name, address, and U.S. taxpayer identifying number (if any) of the person(s) whose interest you constructively own. See instructions.

a ☐ Owns a direct interestb ☐ Owns a constructive interest

| Name | Address | Identifying number (if any) | Check if foreign person | Check if direct partner |
|------|---------|-----------------------------|-------------------------|-------------------------|
| | | | | |
| | | | | |
| | | | | |
| | | | | |

Schedule A-1 **Certain Partners of Foreign Partnership** (see instructions)

| Name | Address | Identifying number (if any) | Check if foreign person |
|------|---------|-----------------------------|-------------------------|
| N/A | | | |
| | | | |
| | | | |
| | | | |

Does the partnership have any other foreign person as a direct partner? ☐ Yes ☐ No

Schedule A-2 **Affiliation Schedule.** List all partnerships (foreign or domestic) in which the foreign partnership owns a direct interest or indirectly owns a 10% interest.

| Name | Address | EIN (if any) | Total ordinary income or loss | Check if foreign partnership |
|------|---------|--------------|-------------------------------|------------------------------|
| NONE | | | | |
| | | | | |
| | | | | |
| | | | | |

Schedule B **Income Statement—Trade or Business Income**

Caution: Include **only** trade or business income and expenses on lines 1a through 22 below. See the instructions for more information

| | | | | | |
|---|---|------------|--|-----------|------------|
| Income | 1a Gross receipts or sales | 1a | | | |
| | b Less returns and allowances | 1b | | | 1c |
| | 2 Cost of goods sold | | | | 2 |
| | 3 Gross profit. Subtract line 2 from line 1c | | | | 3 |
| | 4 Ordinary income (loss) from other partnerships, estates, and trusts (attach schedule) | | | | 4 |
| | 5 Net farm profit (loss) (attach Schedule F (Form 1040)) | | | | 5 |
| | 6 Net gain (loss) from Form 4797, Part II, line 18 | | | | 6 |
| | 7 Other income (loss) (attach schedule) | | | | 7 |
| | 8 Total income (loss). Combine lines 3 through 7 | | | | 8 |
| Deductions (see page 8 of the instructions for limitations) | 9 Salaries and wages (other than to partners) (less employment credits) | | | | 9 |
| | 10 Guaranteed payments to partners | | | | 10 |
| | 11 Repairs and maintenance | | | | 11 |
| | 12 Bad debts | | | | 12 |
| | 13 Rent | | | | 13 |
| | 14 Taxes and licenses | | | | 14 |
| | 15 Interest | | | | 15 |
| | 16a Depreciation (if required, attach Form 4562) | 16a | | | |
| | b Less depreciation reported elsewhere on return | 16b | | | 16c |
| | 17 Depletion (Do not deduct oil and gas depletion.) | | | | 17 |
| | 18 Retirement plans, etc. | | | | 18 |
| | 19 Employee benefit programs | | | | 19 |
| | 20 Other deductions (attach schedule) | | | | 20 |
| | 21 Total deductions. Add the amounts shown in the far right column for lines 9 through 20. | | | | 21 |
| 22 Ordinary income (loss) from trade or business activities Subtract line 21 from line 8 | | | | 22 | |

Schedule D Capital Gains and Losses**Part I Short-Term Capital Gains and Losses—Assets Held One Year or Less**

| (a) Description of property
(e.g., 100 shares
of "Z" Co.) | (b) Date acquired
(month, day, year) | (c) Date sold
(month, day, year) | (d) Sales price
(see instructions) | (e) Cost or other basis
(see instructions) | (f) Gain or (loss)
for the entire year
Subtract (e) from (d) | (g) Post-May 5, 2003,
gain or (loss)
(see below) |
|---|---|-------------------------------------|---------------------------------------|---|--|--|
| 1 | | | | | | |
| | | | | | | |
| | | | | | | |
| | | | 0 | | | |
| 2 Short-term capital gain from installment sales from Form 6252, line 26 or 37 | | | | | 2 | |
| 3 Short-term capital gain (loss) from like-kind exchanges from Form 8824 | | | | | 3 | |
| 4 Partnership's share of net short-term capital gain (loss), including specially allocated short-term capital gains (losses), from other partnerships, estates, and trusts | | | | | 4 | |
| 5a Combine lines 1 through 4 in column (g). Enter here and on Form 8865, Schedule K, line 4d(1) | | | | | 5a | |
| 5b Net short-term capital gain or (loss). Combine lines 1 through 4 in column (f). Enter here and on Form 8865, Schedule K, line 4d(2) or 7 | | | | | 5b | |

Part II Long-Term Capital Gains and Losses—Assets Held More Than One Year

| (a) Description of property
(e.g., 100 shares
of "Z" Co.) | (b) Date acquired
(month, day, year) | (c) Date sold
(month, day, year) | (d) Sales price
(see instructions) | (e) Cost or other basis
(see instructions) | (f) Gain or (loss)
for the entire year.
Subtract (e) from (d) | (g) Post-May 5, 2003,
gain or (loss)
(see below) |
|---|---|-------------------------------------|---------------------------------------|---|---|--|
| 6 | | | | | | |
| | | | | | | |
| | | | | | | |
| | | | | | | |
| 7 Long-term capital gain from installment sales from Form 6252, line 26 or 37 | | | | | 7 | |
| 8 Long-term capital gain (loss) from like-kind exchanges from Form 8824 | | | | | 8 | |
| 9 Partnership's share of net long-term capital gain (loss), including specially allocated long-term capital gains (losses), from other partnerships, estates, and trusts | | | | | 9 | |
| 10 Capital gain distributions | | | | | 10 | |
| 11 Combine lines 6 through 10 in column (g). Enter here and on Schedule K, line 4e(1) or 7 | | | | | 11 | |
| 12 Net long-term capital gain or (loss). Combine lines 6 through 10 in column (f). Enter here and on Form 8865, Schedule K, line 4e(2) or 7 | | | | | 12 | |

***Note:** Include in column (g) gains and losses from column (f) from sales, exchanges, or conversions (including installment payments received) after May 5, 2003. However, do not include gain attributable to unrecaptured section 1250 gain, "collectibles gains and losses" (as defined on page 12 of the instructions), or the eligible gain on qualified small business stock.

Schedule K Partners' Shares of Income, Credits, Deductions, etc.

| (a) Distributive share items | | (b) Total amount | |
|---|---|------------------|--|
| Income (Loss) | 1 Ordinary income (loss) from trade or business activities (enter from Schedule B, line 22) | 1 | |
| | 2 Net income (loss) from rental real estate activities (attach Form 8825) | 2 | |
| | 3a Gross income from other rental activities | 3a | |
| | b Expenses from other rental activities (attach schedule) | 3b | |
| | c Net income (loss) from other rental activities. Subtract line 3b from line 3a | 3c | |
| | 4 Portfolio income (loss): | | |
| | a Interest income | 4a | |
| | b Dividends: (1) Qualified dividends (2) Total ordinary dividends | 4b(2) | |
| | c Royalty income | 4c | |
| | d (1) Net short-term capital gain (loss) post-May 5, 2003 | 4d(1) | |
| | (2) Net short-term capital gain (loss) (entire year) | 4d(2) | |
| | e (1) Net long-term capital gain (loss) post-May 5, 2003 | 4e(1) | |
| | (2) Net long-term capital gain (loss) (entire year) | 4e(2) | |
| | f Other portfolio income (loss) (attach schedule) | 4f | |
| | 5 Guaranteed payments to partners | 5 | |
| 6a Net section 1231 gain (loss) post-May 5, 2003 (attach Form 4797) | 6a | | |
| b Net section 1231 gain (loss) (entire year) (attach Form 4797) | 6b | | |
| 7 Other income (loss) (attach schedule) | 7 | | |
| Deductions | 8 Charitable contributions (attach schedule) | 8 | |
| | 9 Section 179 expense deduction | 9 | |
| | 10 Deductions related to portfolio income (itemize) | 10 | |
| | 11 Other deductions (attach schedule) | 11 | |
| Credits | 12a Low-income housing credit: | | |
| | (1) From partnerships to which section 42(j)(5) applies | 12a(1) | |
| | (2) Other than on line 12a(1) | 12a(2) | |
| | b Qualified rehabilitation expenditures related to rental real estate activities (attach Form 3468) | 12b | |
| | c Credits (other than credits shown on lines 12a and 12b) related to rental real estate activities | 12c | |
| d Credits related to other rental activities | 12d | | |
| 13 Other credits | 13 | | |
| Investment Interest | 14a Interest expense on investment debts | 14a | |
| | b (1) Investment income included on lines 4a, 4b(2), 4c, and 4f above | 14b(1) | |
| | (2) Investment expenses included on line 10 above | 14b(2) | |
| Self-Employment | 15a Net earnings (loss) from self-employment | 15a | |
| | b Gross farming or fishing income | 15b | |
| | c Gross nonfarm income | 15c | |
| Adjustments and Tax Preference Items | 16a Depreciation adjustment on property placed in service after 1986 | 16a | |
| | b Adjusted gain or loss | 16b | |
| | c Depletion (other than oil and gas) | 16c | |
| | d (1) Gross income from oil, gas, and geothermal properties | 16d(1) | |
| | (2) Deductions allocable to oil, gas, and geothermal properties | 16d(2) | |
| e Other adjustments and tax preference items (attach schedule) | 16e | | |

Schedule K (continued)

| (a) Distributive share items | | (b) Total amount | |
|--|--|------------------|--|
| Foreign Taxes | 17a Name of foreign country or U.S. possession ▶ | 17b | |
| | b Gross income from all sources | 17c | |
| | c Gross income sourced at the partner level | | |
| | d Foreign gross income sourced at the partnership level: | | |
| | (1) Passive | 17d(1) | |
| | (2) Listed categories (attach schedule) | 17d(2) | |
| | (3) General limitation | 17d(3) | |
| | e Deductions allocated and apportioned at the partner level: | | |
| | (1) Interest expense | 17e(1) | |
| | (2) Other | 17e(2) | |
| | f Deductions allocated and apportioned at the partnership level to foreign source income: | | |
| | (1) Passive | 17f(1) | |
| (2) Listed categories (attach schedule) | 17f(2) | | |
| (3) General limitation | 17f(3) | | |
| g Total foreign taxes (check one): ▶ Paid <input type="checkbox"/> Accrued <input type="checkbox"/> | 17g | | |
| h Reduction in taxes available for credit (attach schedule) | 17h | | |
| Other | 18 Section 59(e)(2) expenditures: a Type ▶ b Amount ▶ | 18b | |
| | 19 Tax-exempt interest income | 19 | |
| | 20 Other tax-exempt income | 20 | |
| | 21 Nondeductible expenses | 21 | |
| | 22 Distributions of money (cash and marketable securities) | 22 | |
| | 23 Distributions of property other than money | 23 | |
| | 24 Other items and amounts required to be reported separately to partners (attach schedule) | | |

Schedule L Balance Sheets per Books (Not required if Question G9, page 1, is answered "Yes.")

| Assets | | Beginning of tax year | | End of tax year | |
|--------------------------------|---|-----------------------|-----|-----------------|-----|
| | | (a) | (b) | (c) | (d) |
| 1 | Cash | | | | |
| 2a | Trade notes and accounts receivable | | | | |
| b | Less allowance for bad debts | | | | |
| 3 | Inventories | | | | |
| 4 | U.S. government obligations | | | | |
| 5 | Tax-exempt securities | | | | |
| 6 | Other current assets (attach schedule) | | | | |
| 7 | Mortgage and real estate loans | | | | |
| 8 | Other investments (attach schedule) | | | | |
| 9a | Buildings and other depreciable assets | | | | |
| b | Less accumulated depreciation | | | | |
| 10a | Depletable assets | | | | |
| b | Less accumulated depletion | | | | |
| 11 | Land (net of any amortization) | | | | |
| 12a | Intangible assets (amortizable only) | | | | |
| b | Less accumulated amortization | | | | |
| 13 | Other assets (attach schedule) | | | | |
| 14 | Total assets | | | | |
| Liabilities and Capital | | | | | |
| 15 | Accounts payable | | | | |
| 16 | Mortgages, notes, bonds payable in less than 1 year | | | | |
| 17 | Other current liabilities (attach schedule) | | | | |
| 18 | All nonrecourse loans | | | | |
| 19 | Mortgages, notes, bonds payable in 1 year or more | | | | |
| 20 | Other liabilities (attach schedule) | | | | |
| 21 | Partners' capital accounts | | | | |
| 22 | Total liabilities and capital | | | | |

Schedule M Balance Sheets for Interest Allocation

| | (a)
Beginning of
tax year | (b)
End of
tax year |
|---|---------------------------------|---------------------------|
| 1 Total U.S. assets | | |
| 2 Total foreign assets: | | |
| a Passive income category | | |
| b Listed categories (attach schedule) | | |
| c General limitation income category | | |

Schedule M-1 Reconciliation of Income (Loss) per Books With Income (Loss) per Return (Not required if Question G9, page 1, is answered "Yes.")

| | | | |
|---|--|--|--|
| 1 Net income (loss) per books | | 6 Income recorded on books this year not included on Schedule K, lines 1 through 7 (itemize): | |
| 2 Income included on Schedule K, lines 1 through 4, 6, and 7, not recorded on books this year (itemize): | | a Tax-exempt interest \$ | |
| 3 Guaranteed payments (other than health insurance) | | 7 Deductions included on Schedule K, lines 1 through 11, 14a, 17g, and 18b, not charged against book income this year (itemize): | |
| 4 Expenses recorded on books this year not included on Schedule K, lines 1 through 11, 14a, 17g, and 18b (itemize): | | a Depreciation \$ | |
| a Depreciation \$ | | 8 Add lines 6 and 7 | |
| b Travel and entertainment \$ | | 9 Income (loss). Subtract line 8 from line 5 | |
| 5 Add lines 1 through 4 | | | |

Schedule M-2 Analysis of Partners' Capital Accounts (Not required if Question G9, page 1, is answered "Yes.")

| | | | |
|--|--|---|--|
| 1 Balance at beginning of year | | 6 Distributions: a Cash | |
| 2 Capital contributed: | | b Property | |
| a Cash | | 7 Other decreases (itemize): | |
| b Property | | 8 Add lines 6 and 7 | |
| 3 Net income (loss) per books | | 9 Balance at end of year. Subtract line 8 from line 5 | |
| 4 Other increases (itemize): | | | |
| 5 Add lines 1 through 4 | | | |

Schedule N Transactions Between Controlled Foreign Partnership and Partners or Other Related Entities

Important: Complete a separate Form 8865 and Schedule N for each controlled foreign partnership. Enter the totals for each type of transaction that occurred between the foreign partnership and the persons listed in columns (a) through (d).

| Transactions of foreign partnership | (a) U.S. person filing this return | (b) Any domestic corporation or partnership controlling or controlled by the U.S. person filing this return | (c) Any other foreign corporation or partnership controlling or controlled by the U.S. person filing this return | (d) Any U.S. person with a 10% or more direct interest in the controlled foreign partnership (other than the U.S. person filing this return) |
|--|------------------------------------|---|--|--|
| 1 Sales of inventory | | | | |
| 2 Sales of property rights (patents, trademarks, etc.) | | | | |
| 3 Compensation received for technical, managerial, engineering, construction, or like services | | | | |
| 4 Commissions received | | | | |
| 5 Rents, royalties, and license fees received | | | | |
| 6 Distributions received | | | | |
| 7 Interest received | | | | |
| 8 Other | | | | |
| 9 Add lines 1 through 8 | | | | |
| 10 Purchases of inventory | | | | |
| 11 Purchases of tangible property other than inventory | | | | |
| 12 Purchases of property rights (patents, trademarks, etc.) | | | | |
| 13 Compensation paid for technical, managerial, engineering, construction, or like services | | | | |
| 14 Commissions paid | | | | |
| 15 Rents, royalties, and license fees paid | | | | |
| 16 Distributions paid | | | | |
| 17 Interest paid | | | | |
| 18 Other | | | | |
| 19 Add lines 10 through 18 | | | | |
| 20 Amounts borrowed (enter the maximum loan balance during the year)—see instructions | | | | |
| 21 Amounts loaned (enter the maximum loan balance during the year)—see instructions | | | | |



SCHEDULE O
(Form 8865)Department of the Treasury
Internal Revenue Service**Transfer of Property to a Foreign Partnership**
(under section 6038B)▶ **Attach to Form 8865. See Instructions for Form 8865.**

OMB No. 1545-1668

2003

Name of transferor

THE ROCKEFELLER FOUNDATION

Filer's identifying number

13-1659629

Name of foreign partnership

BC EUROPEAN CAPITAL VII - 7**Part I Transfers Reportable Under Section 6038B**

| Type of property | (a)
Date of transfer | (b)
Number of items transferred | (c)
Fair market value on date of transfer | (d)
Cost or other basis | (e)
Section 704(c) allocation method | (f)
Gain recognized on transfer | (g)
Percentage interest in partnership after transfer |
|---|-------------------------|------------------------------------|--|----------------------------|---|------------------------------------|--|
| Cash | VARIOUS | | 2,313,075 | | | | 4.137931% |
| Marketable securities | | | | | | | |
| Inventory | | | | | | | |
| Tangible property used in trade or business | | | | | | | |
| Intangible property | | | | | | | |
| Other property | | | | | | | |

Supplemental Information Required To Be Reported (see instructions):**Part II Dispositions Reportable Under Section 6038B**

| (a)
Type of property | (b)
Date of original transfer | (c)
Date of disposition | (d)
Manner of disposition | (e)
Gain recognized by partnership | (f)
Depreciation recapture recognized by partnership | (g)
Gain allocated to partner | (h)
Depreciation recapture allocated to partner |
|-------------------------|----------------------------------|----------------------------|------------------------------|---------------------------------------|---|----------------------------------|--|
| | | | | | | | |
| | | | | | | | |
| | | | | | | | |

Part III

Is any transfer reported on this schedule subject to gain recognition under section 904(f)(3) or section 904(f)(5)(F)?

▶ ☐ **Yes** ☒ **No**

For Paperwork Reduction Act Notice, see the Instructions for Form 8865.

Cat No. 25909U

Schedule O (Form 8865) 2003



Form **8865****Return of U.S. Persons With Respect to
Certain Foreign Partnerships**

OMB No 1545-1668

2003Department of the Treasury
Internal Revenue Service▶ **Attach to your tax return. See separate instructions.**Information furnished for the foreign partnership's tax year
beginning , 2003, and ending , 20Attachment
Sequence No **118**

Name of person filing this return

THE ROCKEFELLER FOUNDATION

Filer's identifying number

13-1659629

Filer's address (if you are not filing this form with your tax return)

A Category of filer (see **Categories of Filers** in the instructions and check applicable box(es)).1 ☐ 2 ☐ 3 ☒ 4 ☐**B** Filer's tax year beginning **01/01**, 20**03**, and ending **12/31**, 20**03**.**C** Filer's share of liabilities. Nonrecourse \$

Qualified nonrecourse financing \$

Other \$

D If filer is a member of a consolidated group but not the parent, enter the following information about the parent:

Name

EIN

Address

E Information about certain other partners (see instructions)

(1) Name

(2) Address

(3) Identifying number

(4) Check applicable box(es)

Category 1

Category 2

Constructive owner

F1 Name and address of foreign partnership**VESTAR -AIV HOLDINGS A L.P.****c/o WALKER SPV LIMITED; PO BOX 908GT, WALKER HOUSE, MARY STREET
GEORGE TOWN, GRAND CAYMAN****2** EIN (if any)**04-3598523****3** Country under whose laws organized
CAYMAN ISLANDS**4** Date of
organization
11/30/2001**5** Principal place
of business
CAYMAN ISLANDS**6** Principal business
activity code number
INVESTMENTS**7** Principal business
activity
523900**8a** Functional currency
U.S. DOLLARS**8b** Exchange rate
(see instr.)**G** Provide the following information for the foreign partnership's tax year:**1** Name, address, and identifying number of agent (if any) in the
United States**VESTAR CAPITAL PARTNERS, 245 PARK AVENUE
NEW YORK, NY 10167****2** Check if the foreign partnership must file:☐ Form 1042 ☐ Form 8804 ☒ Form 1065 or 1065-B

Service Center where Form 1065 or 1065-B is filed:

PHILADELPHIA, PA 19255-0011**3** Name and address of foreign partnership's agent in country of
organization, if any**4** Name and address of person(s) with custody of the books and
records of the foreign partnership, and the location of such books
and records, if different**5** Were any special allocations made by the foreign partnership?☐ Yes ☒ No
NONE**6** Number of foreign disregarded entities owned by the partnership (attach list)**PARTNERSHIP****7** How is this partnership classified under the law of the country in which it is organized?**8** Did the partnership own any separate units within the meaning of Regulations section 1.1503-2(c)(3) or (4)?☐ Yes ☐ No**9** Does this partnership meet both of the following requirements?

• The partnership's total receipts for the tax year were less than \$250,000 and

• The value of the partnership's total assets at the end of the tax year was less than \$600,000.

☐ Yes ☒ No

If "Yes," do not complete Schedules L, M-1, and M-2.

Sign Here
Only If You
Are Filing
This Form
Separately
and Not With
Your Tax
ReturnUnder penalties of perjury, I declare that I have examined this return, including accompanying schedules and statements, and to the best of my
knowledge and belief, it is true, correct, and complete. Declaration of preparer (other than general partner or limited liability company member) is
based on all information of which preparer has any knowledge.

Signature of general partner or limited liability company member

Date

Paid Preparer
Sign and
Complete
Only If Form
is Filed
Separately.Preparer's
signature

Date

Check if
self-employed ☐

Preparer's SSN or PTIN

Firm's name (or
yours if self-employed),
address, and ZIP code

EIN ▶

Phone no. ()

For Paperwork Reduction Act Notice, see the separate instructions.

Cat No 25852A

Form **8865** (2003)

Schedule A

Constructive Ownership of Partnership Interest. Check the boxes that apply to the filer. If you check box **b**, enter the name, address, and U.S. taxpayer identifying number (if any) of the person(s) whose interest you constructively own. See instructions.

a ☒ Owns a direct interestb ☐ Owns a constructive interest

| Name | Address | Identifying number (if any) | Check if foreign person | Check if direct partner |
|------|---------|-----------------------------|-------------------------|-------------------------|
| | | | | |
| | | | | |
| | | | | |
| | | | | |

Schedule A-1 Certain Partners of Foreign Partnership (see instructions)

| Name | Address | Identifying number (if any) | Check if foreign person |
|------|---------|-----------------------------|-------------------------|
| | | | |
| | | | |
| | | | |
| | | | |

Does the partnership have any other foreign person as a direct partner? ☐ Yes ☐ No**Schedule A-2 Affiliation Schedule.** List all partnerships (foreign or domestic) in which the foreign partnership owns a direct interest or indirectly owns a 10% interest.

| Name | Address | EIN (if any) | Total ordinary income or loss | Check if foreign partnership |
|------------------------|---------|--------------|-------------------------------|------------------------------|
| VESTAR EUROPE I, LLP | | | | |
| VESTAR EUROPE II, LLP | | | | |
| VESTAR EUROPE III, LLP | | | | |
| VESTAR SELENIA LLP | | | | |

Schedule B Income Statement—Trade or Business Income**Caution:** Include only trade or business income and expenses on lines 1a through 22 below. See the instructions for more information.

| | | | | | |
|---|--|-----|--|----|-----|
| Income | 1a Gross receipts or sales | 1a | | | |
| | b Less returns and allowances | 1b | | | 1c |
| | 2 Cost of goods sold | | | | 2 |
| | 3 Gross profit. Subtract line 2 from line 1c | | | | 3 |
| | 4 Ordinary income (loss) from other partnerships, estates, and trusts (attach schedule) | | | | 4 |
| | 5 Net farm profit (loss) (attach Schedule F (Form 1040)) | | | | 5 |
| | 6 Net gain (loss) from Form 4797, Part II, line 18 | | | | 6 |
| | 7 Other income (loss) (attach schedule) | | | | 7 |
| 8 Total income (loss). Combine lines 3 through 7 | | | | 8 | |
| Deductions (see page 8 of the instructions for limitations) | 9 Salaries and wages (other than to partners) (less employment credits) | | | | 9 |
| | 10 Guaranteed payments to partners | | | | 10 |
| | 11 Repairs and maintenance | | | | 11 |
| | 12 Bad debts | | | | 12 |
| | 13 Rent | | | | 13 |
| | 14 Taxes and licenses | | | | 14 |
| | 15 Interest | | | | 15 |
| | 16a Depreciation (if required, attach Form 4562) | 16a | | | |
| | b Less depreciation reported elsewhere on return | 16b | | | 16c |
| | 17 Depletion (Do not deduct oil and gas depletion.) | | | | 17 |
| | 18 Retirement plans, etc. | | | | 18 |
| | 19 Employee benefit programs | | | | 19 |
| | 20 Other deductions (attach schedule) | | | | 20 |
| | 21 Total deductions. Add the amounts shown in the far right column for lines 9 through 20. | | | | 21 |
| 22 Ordinary income (loss) from trade or business activities. Subtract line 21 from line 8 | | | | 22 | |

Schedule D Capital Gains and Losses**Part I Short-Term Capital Gains and Losses—Assets Held One Year or Less**

| (a) Description of property
(e.g., 100 shares
of "Z" Co) | (b) Date acquired
(month, day, year) | (c) Date sold
(month, day, year) | (d) Sales price
(see instructions) | (e) Cost or other basis
(see instructions) | (f) Gain or (loss)
for the entire year.
Subtract (e) from (d) | (g) Post-May 5, 2003,
gain or (loss)
(see below) |
|---|---|-------------------------------------|---------------------------------------|---|---|--|
| 1 | | | | | | |
| | | | | | | |
| | | | | | | |
| | | | | | | |
| 2 Short-term capital gain from installment sales from Form 6252, line 26 or 37 | | | | | 2 | |
| 3 Short-term capital gain (loss) from like-kind exchanges from Form 8824 | | | | | 3 | |
| 4 Partnership's share of net short-term capital gain (loss), including specially allocated short-term capital gains (losses), from other partnerships, estates, and trusts | | | | | 4 | |
| 5a Combine lines 1 through 4 in column (g). Enter here and on Form 8865, Schedule K, line 4d(1) | | | | | 5a | |
| 5b Net short-term capital gain or (loss). Combine lines 1 through 4 in column (f). Enter here and on Form 8865, Schedule K, line 4d(2) or 7 | | | | | 5b | |

Part II Long-Term Capital Gains and Losses—Assets Held More Than One Year

| (a) Description of property
(e.g., 100 shares
of "Z" Co) | (b) Date acquired
(month, day, year) | (c) Date sold
(month, day, year) | (d) Sales price
(see instructions) | (e) Cost or other basis
(see instructions) | (f) Gain or (loss)
for the entire year.
Subtract (e) from (d) | (g) Post-May 5, 2003,
gain or (loss)
(see below) |
|---|---|-------------------------------------|---------------------------------------|---|---|--|
| 6 | | | | | | |
| | | | | | | |
| | | | | | | |
| | | | | | | |
| 7 Long-term capital gain from installment sales from Form 6252, line 26 or 37 | | | | | 7 | |
| 8 Long-term capital gain (loss) from like-kind exchanges from Form 8824 | | | | | 8 | |
| 9 Partnership's share of net long-term capital gain (loss), including specially allocated long-term capital gains (losses), from other partnerships, estates, and trusts | | | | | 9 | |
| 10 Capital gain distributions | | | | | 10 | |
| 11 Combine lines 6 through 10 in column (g). Enter here and on Schedule K, line 4e(1) or 7 | | | | | 11 | |
| 12 Net long-term capital gain or (loss). Combine lines 6 through 10 in column (f). Enter here and on Form 8865, Schedule K, line 4e(2) or 7 | | | | | 12 | |

***Note:** Include in column (g) gains and losses from column (f) from sales, exchanges, or conversions (including installment payments received) after May 5, 2003. However, do not include gain attributable to unrecaptured section 1250 gain, "collectibles gains and losses" (as defined on page 12 of the instructions), or the eligible gain on qualified small business stock.

Schedule K Partners' Shares of Income, Credits, Deductions, etc.

| (a) Distributive share items | | (b) Total amount | |
|---|---|--------------------------------|--|
| Income (Loss) | 1 Ordinary income (loss) from trade or business activities (enter from Schedule B, line 22) | 1 | |
| | 2 Net income (loss) from rental real estate activities (<i>attach Form 8825</i>) | 2 | |
| | 3a Gross income from other rental activities | 3a | |
| | b Expenses from other rental activities (<i>attach schedule</i>) | 3b | |
| | c Net income (loss) from other rental activities. Subtract line 3b from line 3a | 3c | |
| | 4 Portfolio income (loss): | | |
| | a Interest income | 4a | |
| | b Dividends: (1) Qualified dividends ▶ (2) Total ordinary dividends ▶ | 4b(2) | |
| | c Royalty income | 4c | |
| | d (1) Net short-term capital gain (loss) post-May 5, 2003 | 4d(1) | |
| | (2) Net short-term capital gain (loss) (entire year) | 4d(2) | |
| | e (1) Net long-term capital gain (loss) post-May 5, 2003 | 4e(1) | |
| | (2) Net long-term capital gain (loss) (entire year) | 4e(2) | |
| | f Other portfolio income (loss) (<i>attach schedule</i>) | 4f | |
| 5 Guaranteed payments to partners | 5 | | |
| 6a Net section 1231 gain (loss) post-May 5, 2003 (<i>attach Form 4797</i>) | 6a | | |
| b Net section 1231 gain (loss) (entire year) (<i>attach Form 4797</i>) | 6b | | |
| 7 Other income (loss) (<i>attach schedule</i>) | 7 | | |
| Deductions | 8 Charitable contributions (<i>attach schedule</i>) | 8 | |
| | 9 Section 179 expense deduction | 9 | |
| | 10 Deductions related to portfolio income (itemize) | 10 | |
| | 11 Other deductions (<i>attach schedule</i>) | 11 | |
| Credits | 12a Low-income housing credit: | | |
| | (1) From partnerships to which section 42(j)(5) applies | 12a(1) | |
| | (2) Other than on line 12a(1) | 12a(2) | |
| | b Qualified rehabilitation expenditures related to rental real estate activities (<i>attach Form 3468</i>) | 12b | |
| | c Credits (other than credits shown on lines 12a and 12b) related to rental real estate activities | 12c | |
| d Credits related to other rental activities | 12d | | |
| 13 Other credits | 13 | | |
| Investment Interest | 14a Interest expense on investment debts | 14a | |
| | b (1) Investment income included on lines 4a, 4b(2), 4c, and 4f above
(2) Investment expenses included on line 10 above | 14b(1)
14b(2) | |
| Self-Employment | 15a Net earnings (loss) from self-employment | 15a | |
| | b Gross farming or fishing income | 15b | |
| | c Gross nonfarm income | 15c | |
| Adjustments and Tax Preference Items | 16a Depreciation adjustment on property placed in service after 1986 | 16a | |
| | b Adjusted gain or loss | 16b | |
| | c Depletion (other than oil and gas) | 16c | |
| | d (1) Gross income from oil, gas, and geothermal properties
(2) Deductions allocable to oil, gas, and geothermal properties | 16d(1)
16d(2) | |
| | e Other adjustments and tax preference items (<i>attach schedule</i>) | 16e | |

Schedule K (continued)

| (a) Distributive share items | | (b) Total amount | |
|--|--|------------------|--|
| Foreign Taxes | 17a Name of foreign country or U.S. possession ▶ | 17b | |
| | b Gross income from all sources | 17c | |
| | c Gross income sourced at the partner level | | |
| | d Foreign gross income sourced at the partnership level: | | |
| | (1) Passive | 17d(1) | |
| | (2) Listed categories (attach schedule) | 17d(2) | |
| | (3) General limitation | 17d(3) | |
| | e Deductions allocated and apportioned at the partner level: | | |
| | (1) Interest expense | 17e(1) | |
| | (2) Other | 17e(2) | |
| | f Deductions allocated and apportioned at the partnership level to foreign source income: | | |
| | (1) Passive | 17f(1) | |
| | (2) Listed categories (attach schedule) | 17f(2) | |
| (3) General limitation | 17f(3) | | |
| g Total foreign taxes (check one): ▶ Paid <input type="checkbox"/> Accrued <input type="checkbox"/> | 17g | | |
| h Reduction in taxes available for credit (attach schedule) | 17h | | |
| Other | 18 Section 59(e)(2) expenditures: a Type ▶ b Amount ▶ | 18b | |
| | 19 Tax-exempt interest income | 19 | |
| | 20 Other tax-exempt income | 20 | |
| | 21 Nondeductible expenses | 21 | |
| | 22 Distributions of money (cash and marketable securities) | 22 | |
| | 23 Distributions of property other than money | 23 | |
| | 24 Other items and amounts required to be reported separately to partners (attach schedule) | | |

Schedule L Balance Sheets per Books (Not required if Question G9, page 1, is answered "Yes.")

| | Beginning of tax year | | End of tax year | |
|---|-----------------------|-----|-----------------|-----|
| | (a) | (b) | (c) | (d) |
| Assets | | | | |
| 1 Cash | | | | |
| 2a Trade notes and accounts receivable | | | | |
| b Less allowance for bad debts | | | | |
| 3 Inventories | | | | |
| 4 U.S. government obligations | | | | |
| 5 Tax-exempt securities | | | | |
| 6 Other current assets (attach schedule) | | | | |
| 7 Mortgage and real estate loans | | | | |
| 8 Other investments (attach schedule) | | | | |
| 9a Buildings and other depreciable assets | | | | |
| b Less accumulated depreciation | | | | |
| 10a Depletable assets | | | | |
| b Less accumulated depletion | | | | |
| 11 Land (net of any amortization) | | | | |
| 12a Intangible assets (amortizable only) | | | | |
| b Less accumulated amortization | | | | |
| 13 Other assets (attach schedule) | | | | |
| 14 Total assets | | | | |
| Liabilities and Capital | | | | |
| 15 Accounts payable | | | | |
| 16 Mortgages, notes, bonds payable in less than 1 year | | | | |
| 17 Other current liabilities (attach schedule) | | | | |
| 18 All nonrecourse loans | | | | |
| 19 Mortgages, notes, bonds payable in 1 year or more | | | | |
| 20 Other liabilities (attach schedule) | | | | |
| 21 Partners' capital accounts | | | | |
| 22 Total liabilities and capital | | | | |

Schedule M Balance Sheets for Interest Allocation

| | (a)
Beginning of
tax year | (b)
End of
tax year |
|---|---------------------------------|---------------------------|
| 1 Total U.S. assets | | |
| 2 Total foreign assets: | | |
| a Passive income category | | |
| b Listed categories (attach schedule) | | |
| c General limitation income category | | |

Schedule M-1 Reconciliation of Income (Loss) per Books With Income (Loss) per Return (Not required if Question G9, page 1, is answered "Yes.")

| | | | | | |
|---|--|--|--|--|--|
| 1 Net income (loss) per books | | | 6 Income recorded on books this year not included on Schedule K, lines 1 through 7 (itemize): | | |
| 2 Income included on Schedule K, lines 1 through 4, 6, and 7, not recorded on books this year (itemize): | | | a Tax-exempt interest \$ | | |
| 3 Guaranteed payments (other than health insurance) | | | 7 Deductions included on Schedule K, lines 1 through 11, 14a, 17g, and 18b, not charged against book income this year (itemize): | | |
| 4 Expenses recorded on books this year not included on Schedule K, lines 1 through 11, 14a, 17g, and 18b (itemize): | | | a Depreciation \$ | | |
| a Depreciation \$ | | | 8 Add lines 6 and 7 | | |
| b Travel and entertainment \$ | | | 9 Income (loss). Subtract line 8 from line 5 | | |
| 5 Add lines 1 through 4 | | | | | |

Schedule M-2 Analysis of Partners' Capital Accounts (Not required if Question G9, page 1, is answered "Yes.")

| | | | | | |
|--|--|--|---|--|--|
| 1 Balance at beginning of year | | | 6 Distributions: a Cash | | |
| 2 Capital contributed: | | | b Property | | |
| a Cash | | | 7 Other decreases (itemize): | | |
| b Property | | | 8 Add lines 6 and 7 | | |
| 3 Net income (loss) per books | | | 9 Balance at end of year. Subtract line 8 from line 5 | | |
| 4 Other increases (itemize): | | | | | |
| 5 Add lines 1 through 4 | | | | | |

Schedule N Transactions Between Controlled Foreign Partnership and Partners or Other Related Entities

Important: Complete a separate Form 8865 and Schedule N for each controlled foreign partnership. Enter the totals for each type of transaction that occurred between the foreign partnership and the persons listed in columns (a) through (d).

| Transactions of foreign partnership | (a) U.S. person filing this return | (b) Any domestic corporation or partnership controlling or controlled by the U.S. person filing this return | (c) Any other foreign corporation or partnership controlling or controlled by the U.S. person filing this return | (d) Any U.S. person with a 10% or more direct interest in the controlled foreign partnership (other than the U.S. person filing this return) |
|--|------------------------------------|---|--|--|
| 1 Sales of inventory | | | | |
| 2 Sales of property rights (patents, trademarks, etc.) | | | | |
| 3 Compensation received for technical, managerial, engineering, construction, or like services | | | | |
| 4 Commissions received | | | | |
| 5 Rents, royalties, and license fees received | | | | |
| 6 Distributions received | | | | |
| 7 Interest received | | | | |
| 8 Other | | | | |
| 9 Add lines 1 through 8 | | | | |
| 10 Purchases of inventory | | | | |
| 11 Purchases of tangible property other than inventory | | | | |
| 12 Purchases of property rights (patents, trademarks, etc.) | | | | |
| 13 Compensation paid for technical, managerial, engineering, construction, or like services | | | | |
| 14 Commissions paid | | | | |
| 15 Rents, royalties, and license fees paid | | | | |
| 16 Distributions paid | | | | |
| 17 Interest paid | | | | |
| 18 Other | | | | |
| 19 Add lines 10 through 18 | | | | |
| 20 Amounts borrowed (enter the maximum loan balance during the year)—see instructions | | | | |
| 21 Amounts loaned (enter the maximum loan balance during the year)—see instructions | | | | |

SCHEDULE O
(Form 8865)Department of the Treasury
Internal Revenue Service**Transfer of Property to a Foreign Partnership**
(under section 6038B)

▶ Attach to Form 8865. See instructions for Form 8865.

OMB No. 1545-1668

2003

Name of transferor

THE ROCKEFELLER FOUNDATION

Filer's identifying number

13-1659629

Name of foreign partnership

VESTAR- AIV HOLDINGS A L.P.**Part I** Transfers Reportable Under Section 6038B

| Type of property | (a)
Date of transfer | (b)
Number of items transferred | (c)
Fair market value on date of transfer | (d)
Cost or other basis | (e)
Section 704(c) allocation method | (f)
Gain recognized on transfer | (g)
Percentage interest in partnership after transfer |
|---|-------------------------|------------------------------------|--|----------------------------|---|------------------------------------|--|
| Cash | 10/1/2003 | | \$1,212,321 | | | | 0.63% |
| Marketable securities | | | | | | | |
| Inventory | | | | | | | |
| Tangible property used in trade or business | | | | | | | |
| Intangible property | | | | | | | |
| Other property | | | | | | | |

Supplemental Information Required To Be Reported (see instructions):

Part II Dispositions Reportable Under Section 6038B

| (a)
Type of property | (b)
Date of original transfer | (c)
Date of disposition | (d)
Manner of disposition | (e)
Gain recognized by partnership | (f)
Depreciation recapture recognized by partnership | (g)
Gain allocated to partner | (h)
Depreciation recapture allocated to partner |
|-------------------------|----------------------------------|----------------------------|------------------------------|---------------------------------------|---|----------------------------------|--|
| | | | | | | | |
| | | | | | | | |
| | | | | | | | |

Part III Is any transfer reported on this schedule subject to gain recognition under section 904(f)(3) or section 904(f)(5)(F)?▶ ☐ Yes ☐ No

For Paperwork Reduction Act Notice, see the Instructions for Form 8865.

Cat No 25909U

Schedule O (Form 8865) 2003



764

**Application for Extension of Time To File an
Exempt Organization Return**

OMB No. 1545-1709

► File a separate application for each return.

- If you are filing for an Automatic 3-Month Extension, complete only Part I and check this box ☒
- If you are filing for an Additional (not automatic) 3-Month Extension, complete only Part II (on page 2 of this form).

Note: Do not complete Part II unless you have already been granted an automatic 3-month extension on a previously filed Form 8868.

Part I Automatic 3-Month Extension of Time—Only submit original (no copies needed)

Note: Form 990-T corporations requesting an automatic 6-month extension—check this box and complete Part I only ☐

All other corporations (including Form 990-C filers) must use Form 7004 to request an extension of time to file income tax returns. Partnerships, REMICs and trusts must use Form 8736 to request an extension of time to file Form 1065, 1066, or 1041.

| | | |
|--|--|---|
| Type or print

File by the due date for filing your return. See instructions. | Name of Exempt Organization
THE ROCKEFELLER FOUNDATION | Employer identification number
13-1659629 |
| | Number, street, and room or suite no. If a P.O. box, see instructions.
420 FIFTH AVE. | |
| | City, town or post office, state, and ZIP code. For a foreign address, see instructions.
NEW YORK, NY 10018-2702 | |

Check type of return to be filed (file a separate application for each return):

- | | | |
|---|---|------------------------------------|
| <input type="checkbox"/> Form 990 | <input type="checkbox"/> Form 990-T (corporation) | <input type="checkbox"/> Form 4720 |
| <input type="checkbox"/> Form 990-BL | <input type="checkbox"/> Form 990-T (sec. 401(a) or 408(a) trust) | <input type="checkbox"/> Form 5227 |
| <input type="checkbox"/> Form 990-EZ | <input type="checkbox"/> Form 990-T (trust other than above) | <input type="checkbox"/> Form 6069 |
| <input checked="" type="checkbox"/> Form 990-PF | <input type="checkbox"/> Form 1041-A | <input type="checkbox"/> Form 8870 |

- If the organization does not have an office or place of business in the United States, check this box ☐
- If this is for a Group Return, enter the organization's four digit Group Exemption Number (GEN) If this is for the whole group, check this box ☐ . If it is for part of the group, check this box ☐ and attach a list with the names and EINs of all members the extension will cover.

1 I request an automatic 3-month (6-month, for 990-T corporation) extension of time until August 15, 2004, to file the exempt organization return for the organization named above. The extension is for the organization's return for:
► ☒ calendar year 2003 or
► ☐ tax year beginning, 20 . . . , and ending, 20

2 If this tax year is for less than 12 months, check reason: ☐ Initial return ☐ Final return ☐ Change in accounting period

3a If this application is for Form 990-BL, 990-PF, 990-T, 4720, or 6069, enter the tentative tax, less any nonrefundable credits. See instructions \$ 600,000

b If this application is for Form 990-PF or 990-T, enter any refundable credits and estimated tax payments made. Include any prior year overpayment allowed as a credit \$ 560,000

c **Balance Due.** Subtract line 3b from line 3a. Include your payment with this form, or, if required, deposit with FTD coupon or, if required, by using EFTPS (Electronic Federal Tax Payment System). See instructions \$ 40,000

Signature and Verification

Under penalties of perjury, I declare that I have examined this form, including accompanying schedules and statements, and to the best of my knowledge and belief, it is true, correct, and complete, and that I am authorized to prepare this form

Signature ► Charles J. Long Title ► Director Financial Date ► 5/14/04

For Paperwork Reduction Act Notice, see instruction Cat. No. 27916D Form **8868** (12-2000)

Resources.

*C/Comptroller
990/2003*

- If you are filing for an **Additional (not automatic) 3-Month Extension**, complete only **Part II** and check this box ☒ **Note: Only complete Part II if you have already been granted an automatic 3-month extension on a previously filed Form 8868.**
- If you are filing for an **Automatic 3-Month Extension**, complete only **Part I** (on page 1).

Part II Additional (not automatic) 3-Month Extension of Time—Must File Original and One Copy.

| | | |
|---------------|--|---|
| Type or print | Name of Exempt Organization
THE ROCKEFELLER FOUNDATION | Employer identification number
13 : 1659629 |
| | Number, street, and room or suite no. If a P.O. box, see instructions.
420 FIFTH AVENUE | For IRS use only |
| | City, town or post office, state, and ZIP code. For a foreign address, see instructions.
NEW YORK, NY 10018-2702 | |

Check type of return to be filed (File a separate application for each return):

- ☐ Form 990 ☐ Form 990-EZ ☐ Form 990-T (sec. 401(a) or 408(a) trust) ☐ Form 1041-A ☐ Form 5227 ☐ Form 8870
☐ Form 990-BL ☒ Form 990-PF ☐ Form 990-T (trust other than above) ☐ Form 4720 ☐ Form 6069

STOP: Do not complete Part II if you were not already granted an automatic 3-month extension on a previously filed Form 8868.

- If the organization does **not** have an office or place of business in the United States, check this box ☐
- If this is for a **Group Return**, enter the organization's four digit Group Exemption Number (GEN) _____. If this is for the **whole group**, check this box ☐. If it is for **part of the group**, check this box ☐ and attach a list with the names and EINs of all members the extension is for.

4 I request an additional 3-month extension of time until **NOVEMBER 15**, 20**04**.

5 For calendar year **2003**, or other tax year beginning _____, 20__ and ending _____, 20__.

6 If this tax year is for less than 12 months, check reason: ☐ Initial return ☐ Final return ☐ Change in accounting period

7 State in detail why you need the extension _____

8a If this application is for Form 990-BL, 990-PF, 990-T, 4720, or 6069, enter the tentative tax, less any nonrefundable credits. See instructions \$ **600,000**

b If this application is for Form 990-PF, 990-T, 4720, or 6069, enter any refundable credits and estimated tax payments made. Include any prior year overpayment allowed as a credit and any amount paid previously with Form 8868 \$ **600,00**

c **Balance Due.** Subtract line 8b from line 8a. Include your payment with this form, or, if required, deposit with FTD coupon or, if required, by using EFTPS (Electronic Federal Tax Payment System). See instructions \$ **-0-**

Signature and Verification

Under penalties of perjury, I declare that I have examined this form, including accompanying schedules and statements, and to the best of my knowledge and belief, it is true, correct, and complete, and that I am authorized to prepare this form.

Signature ▶

*Charles J. Long*Title ▶ **Director Financial Resources**

Date ▶

*8/4/04***Notice to Applicant—To Be Completed by the IRS**

- ☐ We **have** approved this application. Please attach this form to the organization's return.
- ☐ We **have not** approved this application. However, we have granted a 10-day grace period from the later of the date shown below or the due date of the organization's return (including any prior extensions). This grace period is considered to be a valid extension of time for elections otherwise required to be made on a timely return. Please attach this form to the organization's return.
- ☐ We **have not** approved this application. After considering the reasons stated in item 7, we cannot grant your request for an extension of time to file. We are not granting a 10-day grace period.
- ☐ We **cannot consider** this application because it was filed after the due date of the return for which an extension was requested.
- ☐ Other _____

Director

By _____

Date

Alternate Mailing Address — Enter the address if you want the copy of this application for an additional 3-month extension returned to an address different than the one entered above.

| | |
|---------------|---|
| Type or print | Name |
| | Number and street (include suite, room, or apt. no.) Or a P.O. box number |
| | City or town, province or state, and country (including postal or ZIP code) |