

ABOUT THE FOUNDATION

The Rockefeller Foundation is a knowledge-based, global foundation with a commitment to enrich and sustain the lives and livelihoods of poor and excluded people throughout the world.

In order to maximize its resources and leverage the Foundation's strengths, grantmaking is organized around four thematic lines of work: Creativity & Culture, Food Security, Health Equity and Working Communities. A cross-theme of Global Inclusion supports, promotes and supplements the work of these themes.

In addition, the Foundation supports a number of programs that are developing or in transition, among them the Africa Regional Program, Communication for Social Change, Public/Private Partnerships and Global Philanthropy.

One year into the execution of a new strategic direction that is more pointedly focused on the needs of the poor, we have reaffirmed some of our original assumptions about development, most notably that:

- For the Foundation's strategies to be most effective, the poor and excluded should have a voice in the process, that we should actively find ways to unleash those voices, and that such voices should be heeded; that
- The poor and excluded themselves should participate in researching, planning and doing the work, and that
- Neither this foundation, nor any other, can work alone. We must seek creative ways to leverage our limited dollars in order to attract new funding from the private sector, international aid organizations and national, state and provincial governments.

Even though the Rockefeller Foundation's endowment still ranks in size among the top 20 U.S.-based foundations, we cannot begin to solve any single world problem alone. The problems are too complex. A \$15 million grant, or even a \$50 million grant, cannot begin to address a cure for AIDS or development of new tuberculosis drugs, for example. Consequently, the Foundation increasingly must build partnerships and encourage collaboration between the public and private sectors. Following are more specifics on the Foundation's themes, cross-theme and special programs, with summaries of progress to date.

MISSION AND VISION

Traditionally, annual reports are an opportunity to look back and describe our achievements over the 12 months. As I sit at the desk I've now occupied for almost three years, I'm struck once again at how daunting a task this is because of the very nature of how foundations work. We seek long-term, systemic, enduring change, and accomplishing that takes time--far longer than just one year.

In the essay and photographs that follow, we take you to four countries, looking at common threads that stretch from continent to continent. You will see close up the effects of inequity on poor families and individuals, along with some explanation of the Rockefeller Foundation-supported programs that are working to alleviate those conditions, over time. Although the locales differ, the impact of inequity is strikingly similar as we travel from Irlanda's village in Mexico to Jackie's public-housing complex in the United States, then on to Margaret's farm in Kenya and Hian Som's plot in Cambodia. These are the real-life struggles of impoverished people whose lives are being bypassed--or even adversely affected--by the globalization that holds such great promise for those already better off.

In addition, I'd like to tell you about some of the new work begun in the past two years that illustrates the Foundation's endeavors to find lasting solutions to some of the world's most pressing issues. The first is our Africa Regional Office's support of Makerere University in Uganda, where our goal is to contribute to Uganda's distinctive governmental reform process, while simultaneously enhancing the quality and relevance of higher education by reinforcing the university's own transformation.

Secondly, we recently helped inaugurate the Global Alliance for TB Drug Development to find new drugs to treat one of the world's deadliest infectious diseases.

Drawing on our deep roots in Africa, where the Foundation began making significant investments in 1958, we have joined with the Carnegie Corporation of New York, the Ford Foundation and the John D. and Catherine T. MacArthur Foundation in an initiative to support the improvement of higher-education institutions in a number of sub-Saharan countries.

Africa's universities have a key role to play in helping to reduce poverty and in serving as catalysts for national economic development and social well-being, but they all have suffered in recent decades from lack of funds and the inability to compete for the best faculty. Yet, despite very difficult circumstances, many of them are responding in creative ways to the needs of their countries and to the various democratic and social reforms now under way. And, we believe, the ultimate success of those reforms depends substantially on the universities' ability to support them.

We have elected to concentrate our efforts on Makerere, which, under visionary leadership, is undergoing dramatic changes and wishes to be more relevant to the needs of the Ugandan people. Once among the continent's premier universities, Makerere has embarked on an ambitious strategic plan that encompasses not only improvements to its own functions and finances,

but also capacity building to aid the devolution of power from Uganda's central government to the districts. In the last six years, enrollment at Makerere has more than doubled and degree programs have expanded to include business administration, nursing, biomedical technology and tourism.

By building the university's research capabilities and providing the resources to attract top scholars, both to study and to teach, we believe those individuals, in turn, can become resources for the Ugandan government as it moves forward with its national decentralization agenda. The university will then be able to train not only national leaders, but also district leaders, most of whom lack higher education and formal training for their positions, in the areas of health, agriculture, finance, education, planning and public administration. In this way, we work together, in a collaborative public/private philanthropic effort, to build a strong civil society that can move the country forward.

The Rockefeller Foundation is also working to alleviate health inequities among poor people in developing countries. This is nothing new; we've pursued scientific approaches to world health throughout our history, with some well-known resulting accomplishments, including our support of research leading to the discovery of penicillin and development of the yellow fever vaccine, for which a Foundation staff member won a Nobel Prize. Today, we operate as a catalyst and partner among the myriad public, private and nongovernmental organizations engaged in health-equity work.

We know, from experience, that some of the world's most significant health problems exist simply because people in developing nations lack access to the kinds of treatments available in developed countries. Tuberculosis, for example, though still around in the United States, is not considered a public health threat because people have access to drugs that will cure it.

Such is not the case in the developing world, where TB is commonplace and kills more than two million people annually. One third of the world's population is currently infected with TB, and each year eight million people develop the disease in its active form. The standard treatment is a six to eight month regimen. However, when a patient must walk miles to the nearest public clinic, or the clinic is open only on Wednesdays, this effectively constitutes no treatment at all, because people simply cannot follow through for the required time. Meanwhile, the bacillus continues to build up resistance to existing medicines, and no new class of TB drugs has been developed in more than 30 years.

We considered what would be the ideal situation: a new TB drug that didn't require a lengthy treatment plan. The primary obstacle to its development: money. It costs an estimated \$300 million, on average, for a pharmaceutical company to develop and take a new drug to market--but when the only market for that drug is poor people who can't afford it, there is no financial incentive to induce that investment.

To remove that obstacle, we brought together the Global Alliance for TB Drug Development. A public/private partnership, the Alliance operates independently and is modeled after a small, virtual R&D company. Using Foundation money for initial research costs, pharmaceutical companies have agreed to make the new drugs, once developed, available at cost to poor people in developing nations in return for guarantees from the ministries of health in those countries that they will purchase a certain number of doses.

All of this came about in a record 14 months; perhaps equally remarkable, with our initial \$15 million commitment, together with \$25 million from the Gates Foundation, the Rockefeller Foundation leveraged commitments totaling \$150 million. We were able to do that because, when a foundation comes into the game, we kindle interest, add credibility, eliminate initial risk and stick with it for the long haul.

That is how we use our catalytic power to effect long-term, systemic change. That is how, over time, we will help to improve food production, access to jobs, education and health among the world's poor and excluded.

That is how we will contribute to the development of effective civil societies in Africa, and how we will promote the development of the first new TB drug by 2010.

We do not treat symptoms; rather, we go into things for the long haul, for that is the most effective, sustainable way to alter the root causes of the world's complex ills.

Gordon Conway
March 26, 2001

BOARD OF TRUSTEES

As of Dec. 31, 2000, unless otherwise noted.

Alice Stone Ilchman

Chairman
(retired as of Dec. 12, 2000)
The Rockefeller
Foundation
New York, NY

James Orr III

Chairman
(as of Dec. 13, 2000)
The Rockefeller
Foundation
New York, New York

Chairman and Chief
Executive Officer
United Asset Management
Corporation
Boston, MA

Ela R. Bhatt

Founder
Self Employed Women's
Association
Bhadra, Ahmedabad, India

Johnnetta B. Cole

Presidential Distinguished
Professor of Anthropology,
Women's Studies and
African American Studies
Emory University
Atlanta, GA

Gordon R. Conway

President
The Rockefeller
Foundation
New York, NY

David de Ferranti

Vice President
Latin America and the
Caribbean Regional Office
The World Bank
Washington, DC

William H. Foege

Distinguished Professor
Emory University
Atlanta, GA

Stephen Jay Gould

Professor
Harvard University
Cambridge, MA

Antonia Hernandez

President and General
Counsel
Mexican American Legal
Defense and Educational
Fund
Los Angeles, CA

Linda A. Hill

Professor
Harvard University
Boston, MA

**David M. Lawrence,
M.D.**

Chairman & Chief
Executive Officer
Kaiser Foundation Health
Plan, Inc. & Hospitals
Oakland, CA

Yo-Yo Ma

Cellist
Cambridge, MA

Jessica T. Mathews

President
Carnegie Endowment for
International Peace
Washington, DC

Mamphela Ramphela

Managing Director
The World Bank
Washington, DC

Alvaro Umaña

Director
Gerencia de Recursos
Naturales
Alajuela, Costa Rica

FINANCIAL REPORT

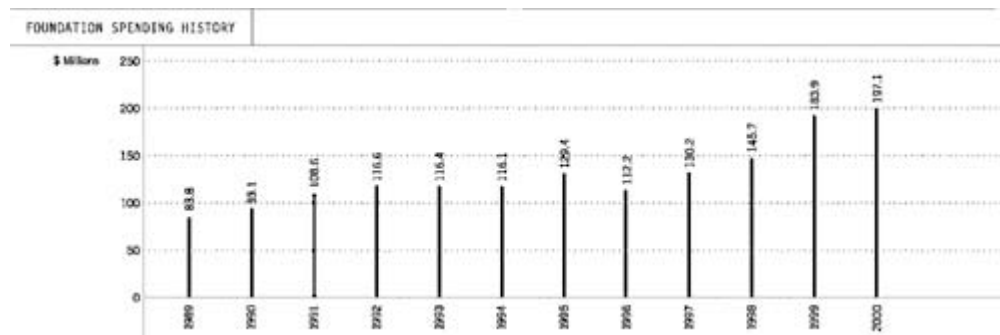
The Rockefeller Foundation's endowment was \$3.5 billion at year-end 2000. The portfolio returned - 0.4 percent in 2000, while investment returns for the past five years have averaged 13.9 percent per year.

During the year 2000, the endowment provided for grantmaking and related expenditures of \$197 million.

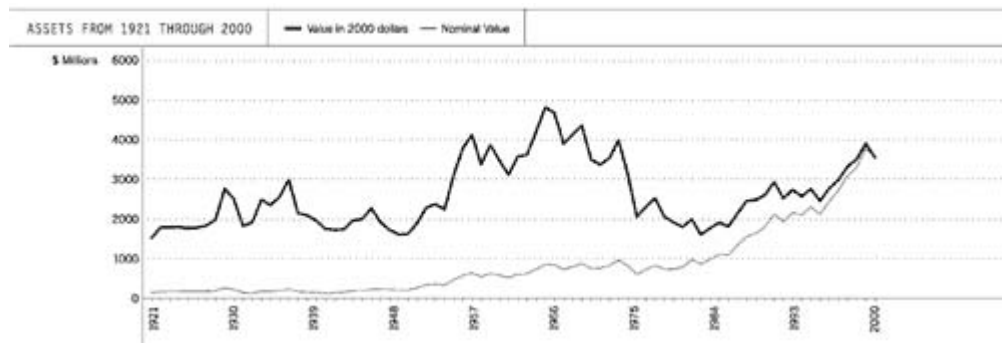
Since inception, the Foundation's grantmaking has totaled more than \$11 billion in 2000 dollars. The chart below summarizes the Foundation's spending history for the last 12 years.

Created in 1913, the Rockefeller Foundation was endowed in several installments that totaled about \$250 million. The graph below shows that the real value of the endowment in 2000 dollars has undergone periods of growth and erosion.

During the 1960s and 1970s, many endowments, including the Rockefeller Foundation's, experienced substantial declines in real value as a result of high inflation and low investment returns. Those trends were reversed in the 1980s and 1990s. The value in 2000 dollars of the original endowment, fully funded in 1929, was \$2.5 billion, and it peaked at \$4.6 billion in 1964.



The year 2000 will be remembered by both institutional and individual investors as the time when prices of technology stocks reached a peak and then swiftly collapsed, when value investing returned to favor, and when the principle of diversification once again held meaning for investors. By the end of 1999, the five-year unprecedented performance of the U.S. equity market, and technology stocks in particular, had caused even seasoned investors to wonder if the long-held belief in the benefits of diversification across a broad spectrum of asset classes and securities was still valid. During 2000, diversification again paid off as the equity market broadened significantly and the high-quality bond sector was a top performer.

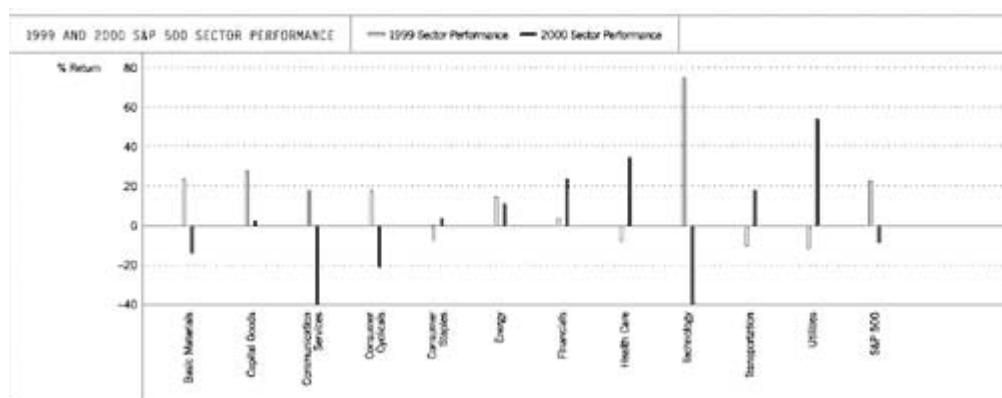


Beginning in the second quarter of 2000, value investing significantly outpaced growth as the NASDAQ index declined 51 percent from its March peak. The dramatic shift from 1999 to 2000 is illustrated by a comparison of the Russell 3000 Value and Growth indices for the two years.

	1999 (%)	2000 (%)
Russell 3000 Value	6.7	8.1
Russell 3000 Growth	33.8	-22.4

The shift in leadership in the U.S. equity market during 2000 was broadly based, as several sectors took over leadership from technology and communications shares. As shown in the following chart, which compares sector performance in 1999 with 2000, the financial, health care and utilities sectors generated strong returns in 2000.

The U.S. fixed income markets, especially Treasury securities, provided strong performance during 2000, and the Salomon BIG bond index returned 11.6 percent for the year. In contrast to Treasury bonds, however, yield spreads on lower-quality fixed income securities widened to extraordinary levels during the year in response to fears of economic weakness. High-yield bonds underperformed by a wide margin as default rates increased.



Slowing economic growth and high oil prices negatively impacted international equity markets. Declines in the U.S. technology sector had a particularly severe impact on emerging markets. For the year 2000, the EAFE index of developed market securities declined 14.2 percent, and the index of emerging markets declined 30.6 percent. In addition, foreign currencies declined versus the U.S. dollar, especially the euro, which fell 18 percent through October but recovered in November and December to a 6 percent decline for the year.

In providing oversight of the endowment, the key financial objectives of the Foundation's board of trustees are (1) maintaining the long-term purchasing power of the endowment, after inflation and grantmaking, and (2) maximizing funds available for current program needs and administrative support. These conflicting goals are balanced through policies on the spending rate and on the asset allocation of the investment portfolio. The Foundation's long-term target for annual spending is 5.5 percent of the market value of the endowment.

Asset allocation policy is reviewed annually by the Finance Committee, which establishes a target allocation for each asset class. The Foundation rebalances to policy targets as markets move, but does not make frequent tactical shifts in asset allocation. The long-term asset allocation targets are:

Asset Class	Percent
U.S. Equity	35
International Equity	22
Bonds	22
Real Estate	10
Private Equity	10
Cash Reserve	1

The Foundation's investments staff develops overall strategy, recommends investment managers and oversees their performance and adherence to guidelines, researches new investment opportunities and determines their feasibility for the Foundation, and monitors and controls portfolio risks. A few fundamental principles underlie the investment program. Asset allocation is an important focus for the trustees and the investment staff. Diversification is essential to portfolio design, but new approaches are added only if they are fully understood, serve a clear purpose and can be implemented in meaningful quantities.

In selecting outside managers, we seek firms that, in addition to strong track records, have the people, management structure and disciplined processes to generate superior future results. While quantitative tools are essential for organizing data and for portfolio analysis, we believe that fundamental research and judgment always will be necessary in a world of rapidly changing capital markets. We recognize that investment expenses have a substantial impact on long-term results, and we consider cost control an important component of effective portfolio oversight.

The U.S. equity portfolio currently has approximately 30 percent invested in an S&P 500 index fund, and the remainder is allocated among nine active managers. This asset class is benchmarked against the Russell 3000 index and is designed to roughly approximate index allocations to small-, medium- and large-capitalization stocks.

The U.S. bond portfolio is managed by five advisers. In addition to U.S. Treasury and agency securities, the portfolio includes mortgages, corporate bonds, asset-backed securities, high-yield bonds and international bonds with managers who have expertise in these areas.

The Foundation's international equity portfolio has a small index fund component, which is maintained for purposes of portfolio rebalancing, plus six active managers. Currency risk is hedged at a 50 percent level by specialist managers, who manage only currency positions and do not select the underlying equity securities. Emerging markets can represent up to 20 percent of the total international equities portfolio, and the Foundation has two managers who specialize in these markets.

In addition to marketable securities, the Foundation makes investments in private equity and real estate through funds run by experienced teams in these sectors. The inefficiency of private markets offers long-term institutional investors, who can tolerate illiquidity, the opportunity to benefit from value added by experienced principals in selecting, structuring and managing investments. Our strategy is to build relationships with top-tier firms with whom we can invest in a series of funds over time and to structure partnerships that align our interests with those of our partners.

INFORMATION FOR APPLICANTS

Contacting The Foundation About Grants

The Rockefeller Foundation works to enrich and sustain the lives and livelihoods of the poor and excluded throughout the world.

The Foundation has identified four themes, or subject areas of work—Creativity & Culture, Food Security, Health Equity, and Working Communities. A cross-theme of Global Inclusion supports, promotes and supplements the work of the four themes. In addition, the Foundation funds a number of programs that are new or exploratory in nature. Foundation programming is managed from the Foundation's New York City headquarters, and from regional offices in Bangkok, Thailand; Nairobi, Kenya; Harare, Zimbabwe; Mexico City; and San Francisco.

The Foundation is a proactive grantmaker—that is, the officers and staff seek out opportunities that will advance the Foundation's long-term goals, rather than reacting to unsolicited proposals. Foundation officers receive more than 12,000 proposals each year, 75 percent of which cannot be considered because their purposes fall outside the Foundation's program guidelines.

Organizations interested in Foundation grantmaking should send a letter of inquiry addressed to the director of the subject area of interest, Rockefeller Foundation, 420 Fifth Avenue, New York, N.Y. 10018, or, inquiries can be sent online as follows: Creativity & Culture—creativity@rockfound.org, Food Security—food@rockfound.org, Health Equity—health@rockfound.org, Working Communities—work@rockfound.org, or Global Inclusion—global@rockfound.org. An inquiry should briefly describe the project and its purpose (no attachments, please).

It is important to note that, as a matter of policy, the Foundation does not give or lend money for personal aid to individuals, support attempts to influence legislation, or, except in rare cases, provide general institutional support, fund endowments or contribute to building and operating funds.

PROGRAM OBJECTIVES

Theme: Creativity & Culture

Resilient and Creative Communities: Preserving and renewing cultural heritages to enhance the well-being of societies and equip the poor and excluded to relate to, and gain benefits from, the new global community.

Grantmaking is done through Recovering and Reinventing Cultures Through Museums, a competitive program supporting exhibitions that broaden the definition of American art and chart the cultural contributions of non-Western populations. Support is also given to ongoing research initiatives on the cultural indicators of social health. The Foundation's Partnerships Affirming Community Transformation (PACT) initiative annually accepts applications for its competitive program. PACT supports community partnerships that use the arts and humanities to bridge difference and effect social change.

Explorations are under way to preserve and strengthen threatened traditional art forms in developing countries; to help communities recover and interpret cultural materials, such as literary or religious texts and oral histories; and to examine the role that memory, history and imagination play in helping communities withstand and adapt to the stresses of poverty, exclusion and violence. These program explorations are not open to direct application.

Knowledge and Freedom in the Public Sphere: Artists and humanists, through social critique, play a key role in creating democratic, inclusive civil societies. Translating religious ideas into the language of public discourse and brokering conversations between religious communities can help defuse tensions that deeply touch people's lives.

Grantmaking is done through initiatives that fortify civil society through cultural institutions in Africa and the Muslim world, and mobilize the assets of religions to build resilient communities. Support for scholarship and research networks is provided through a competitive program of Resident Humanities Fellowships hosted by humanities centers in North and South America. Additional ways of bringing humanities perspectives to bear on the Foundation's new program themes are under exploration.

Creativity and Innovation in a Global Age: The voices and visions of artists and humanists can help us envision reality and clarify our understanding of ourselves and others. Such expression can be enhanced by experimentation with new technologies.

Grantmaking supports the creation of new work in the performing arts (dance, music and theater) through application to the Multi-Arts Production (MAP) fund. Support for independent media artists in the United States and Mexico working in documentary, video, dramatic narrative film and experimental digital design is provided through Film/Video/Multimedia fellowships awarded by nomination—not by direct application—and administered by National Video Resources.

Explorations are under way to create environments that encourage new media collaborations between the artistic and technological communities, and to engage humanists and social scientists to probe the meaning of the cultural expression and the new forms of social organization enabled by the Internet. These particular explorations are not open to direct application.

For inquiries or applications, contact: creativity@rockfound.org;
fax: (212) 852-8438.

Theme: Food Security

Enabling Farmer Participation: Improvements in the food security of poor farm families must be based on effective and sustainable methods for engaging them directly in the articulation of their needs, and in the analysis, design and implementation of agricultural innovations.

Grantmaking focuses on farmer participation in setting priorities for and in conducting plant breeding, developing seed production and distribution systems, and improving agronomic practices.

Applying Science and Technology: Key constraints to the food security of the rural poor in bypassed areas can be addressed effectively through coordinated partnerships of local scientists and farmers with cutting-edge biotechnologists, plant breeders, agroecologists and policy scientists.

Grantmaking focuses on accelerating the discovery, development and application of new genetic and agroecological strategies for enhancing yield stability, producing more resilient crops, improving human nutrition and preventing environmental degradation.

Strengthening Policies and Institutions: Appropriate training and institution building can strengthen local organizations to access and move the key policy, institutional and technological levers that lead to increased incomes and improved food security.

Grantmaking aims to foster national development of policies that support resilient and profitable smallholder agriculture, and strengthen institutions that integrate the scientific and participatory approaches to innovation development.

The work of the Food Security theme is global in scope, but will have special emphasis on sub-Saharan Africa and South and Southeast Asia. Training of national scientists from these regions can be included in research grants, and postdoctoral fellowships may be awarded to candidates nominated by grantee institutions.

For inquiries or applications, contact: food@rockfound.org;
fax: (212) 852-8442.

Theme: Health Equity

Harnessing the New Sciences: Advocacy, capacity building and support for specific product-development initiatives can effectively harness the new sciences to counter market failures on essential health products.

Grantmaking supports the acceleration of product development for neglected diseases afflicting the poor, including vaccines for children's diseases and for AIDS, and medicines for malaria and tuberculosis.

Support continues for reproductive-health technology-development projects already under way.

Resourcing Public Health: The generation, sharing and use of knowledge-based resources through partnership and cooperation can strengthen the capacity of local health systems to improve the health of the poor and to redress inequities.

Grantmaking supports activities that increase access to knowledge, develop human resources and promote excellence in research through partnership, cooperation and participation.

Strengthening Global Leadership: Redressing the disproportionate burden of emerging health threats upon the poor is contingent upon a robust new framework for health equity that is based upon new knowledge and on giving voice to the poor and excluded through dynamic leadership by individuals and institutions.

Grantmaking focuses on strengthening health-equity analysis, identifying best practices and tools for equitable health-sector reform, and promoting greater institutional responsiveness and accountability to the concerns of the poor in the context of new and emerging health problems.

The work of the Health Equity theme is global in focus, but has special emphasis on sub-Saharan Africa and South and Southeast Asia. Health Equity does not support fellowships or scholarships for higher education.

For inquiries contact: health@rockfound.org;
fax: (212) 852-8279.

Theme: Working Communities

Setting a More Equitable Public Agenda: Research, policy analysis and advocacy can promote a deliberate, informed and participatory public agenda to achieve more equitable outcomes.

Working Communities funds research on (1) the consequences of economic, technological and demographic trends on the structure of work, and their impact on the least skilled, through a request for proposal process sponsored with the Russell Sage Foundation, and (2) the structural components of racial and ethnic exclusion and their implications for democracy. Policy analysis and advocacy grantmaking is limited to long-standing grantees of the Foundation and projects that are invited to apply as part of Foundation initiatives to increase employment opportunities in specified states and cities.

Building Competent Organizations: Communities need strong, competent organizations to sustain and improve programs that provide lasting social benefits.

Grantmaking is made through national initiatives, such as the National Community Development Initiative, which supports community-development corporations, or by invitation to participate in city-specific initiatives to increase the scale and impact of reform in poor school districts, or directly to work-force development providers that serve very poor communities.

Testing Innovations: Practical, proven and cost-beneficial models, designed and implemented with the active participation of community residents, are needed to reduce educational inequities, increase employment opportunities and promote racial/ethnic inclusion.

Grantmaking supports well-designed and rigorously evaluated models to improve: (1) employment access and advancement opportunities, (2) the quality of education for poor and limited English-speaking children, and (3) innovative solutions that increase voice and participation of the poor and excluded as an antidote to racial and ethnic exclusion. Projects are funded by invitation only.

For inquiries, contact: work@rockfound.org;
fax: (212) 852-8273.

Cross-theme: Global Inclusion

Global Inclusion (GI) makes connections among the four themes, regional offices and special programs. This cross-theme tackles issues which connect the themes and their constituencies, and identifies ways to strengthen the linkages between them.

GI also concentrates on the linkages between global organizations and local communities, and on the individuals who experience directly such problems as water shortages or violent conflict.

GI's grantmaking is based on three related strategies to promote social change:

- Promoting and making widely available the best information, products and processes—scientific, technological and political—from all parts of the world to advance inclusion;
- Working to assure that the institutions, processes and events that set the rules of globalization are increasingly transparent, participatory and aimed at promoting public good as well as private wealth;
- Making the necessary links between the shared values, aspirations and worldviews of the powerless and the powerful, worldwide.

This cross-theme seeks to frame issues and focus public will and resources on critical world issues. Grantmaking is designed to encourage a more open and productive atmosphere in current global debates and to enhance the participation and voice of developing-country actors in policymaking.

GI makes grants according to the following lines of work:

1. Global dialogues on plant biotechnology
2. Intellectual-property rights
3. Trade and development
4. Cooperative engagement
5. Peace and security
6. Women at work
7. Leadership for the Environment and Development (LEAD)
8. Water
9. Environmental governance
10. Science as a public good
11. Sustainable development theory

Global Inclusion will review a short letter of inquiry describing the project for which funding is sought. Funds are limited and will be primarily directed by Foundation staff. Large institutional grants will not be considered. Global Inclusion does not support educational fellowships.

For inquiries contact: global@rockfound.org;
fax: (212) 852-8461.

Regional and Special Programs

AFRICA REGIONAL PROGRAM

Goal: To contribute to the renewal of the African continent by building the required human and institutional capacity by providing critical information that

will promote effective policies and programs to improve the lives and livelihoods of the poor.

Grantmaking supports work in three areas.

Human Capacity Building: Africa has a dual challenge: providing access to universal primary education of a high quality to a young and growing population, and upgrading its higher education system so that its skilled sons and daughters can utilize sophisticated technology, and so that its scientists are among the inventors.

Grantmaking supports activities aimed at closing the gender gap in school access and achievement, and at reducing the waste of the school systems in countries where universal primary education is becoming a reality. We also support activities aimed at improving understanding of the challenges facing higher education in Africa and at helping universities become more relevant to the development of the continent.

Information For Development: Democratization and increased accountability of elected leaders is enhancing the local demand for information to support evidence-based decision making and evaluate development programs.

Grantmaking supports research that informs policy development, program design and resource allocation by providing local-level, multifaceted information on food, health, work and other human conditions that is needed to understand and address the root causes of poverty.

Partnerships for Africa's Renewal: Success of our efforts in food, health, culture and work requires more than education and capacity strengthening. It is particularly important to address the broader contextual and developmental issues that shape the contribution of the capacity that is being built.

Grantmaking in this area of work is purely exploratory and does not accommodate unsolicited proposals.

COMMUNICATION FOR SOCIAL CHANGE

Goal: To enhance the effectiveness of development initiatives focusing on the poor and excluded by fostering innovative communication approaches that engage, empower and engender positive social change.

CFSC supports projects in three areas:

- Researching, testing and applying new indicators and evaluation tools to measure the effectiveness of communication projects and programs. Grantmaking will focus on developing new methods for joint funding, and on analysis and dissemination of communication research that affects the work of the Foundation and its grantees.
- Testing and conducting trials of communication-for-social-change methodology on key social issues impacting the poor and excluded, especially in partnership with Rockefeller Foundation grantees. Grantmaking will focus on researching and testing the effectiveness of communication for social change in addressing critical issues faced by

poor communities, and on developing evaluation measures and methodologies that are less intimidating and more participatory.

- Creating new training models and means-of-knowledge transfer about how to apply communication-for-social-change methodology, particularly for Rockefeller Foundation grantees.

Grantmaking will focus on mobilizing resources to develop and strengthen the capacity of communication professionals in poor nations, including the encouragement of free and democratic media.

For inquiries contact: csc@rockfound.org;
fax: (212) 852-8441.

The Foundation also has special programs focusing on Public/Private Partnerships and Global Philanthropy.

THE PROGRAMS: CREATIVITY & CULTURE

Goal: To give full expression to the creative impulses of individuals and communities in order to enhance the well-being of societies and better equip them to interact in a globalized world.

Cultures are both resilient and fragile. The arts and humanities are the repository of tradition and memory, which help people to withstand the stresses of poverty, migration, violence and discrimination.

Globalization, propelled by new technologies, provides both opportunities and threats to creativity. Folk traditions can re-emerge and strengthen community morale, while new technologies and modes of communication create "imagined communities" that unite people across geographic boundaries through shared experiences. At the same time, globalization can lead to the homogenization of cultures and can undermine cultural diversity.

As it has for some 80 years, the Rockefeller Foundation bases its support for the arts and humanities on the belief that societies benefit from the free expression of creative individuals. Refocusing its strategy to address today's challenges of globalization, the Foundation aims to enhance the creativity of individuals and communities through the preservation and renewal of the cultural heritage of the poor and excluded, the engagement of artists and humanists in the creation of democratic and inclusive societies, and the support of diverse creative expression and experiments with the new digital technologies.

The Foundation supports the recovery and reinvention of cultures through such vehicles as museum exhibitions, preservation of traditional art forms, cultural heritage and folklife projects, and community-arts projects, as well as efforts to promote cultural policy and understand the cultural components of well-being. It promotes social critique and the free flow of ideas through humanities research, efforts to strengthen pluralism and institutions of public culture in Africa, Latin America and within Muslim communities, and the mobilization of religious assets in building civil society. In addition, the Foundation supports media and performing artists through fellowships, festivals and the creation/presentation of new work; it facilitates the interaction of the arts and new technologies; and it probes the meaning and impact of those technologies.

Although most of the Foundation's Creativity & Culture work is concentrated in the United States, initiatives in other countries include strengthening a network of African publishers and recovering and publishing literature by African women writers, resident fellowship programs for humanities scholars in Central and South America, explorations with museums in southern Africa and Mexico, reconstruction of traditional Cambodian court and folk dances at the Royal University of Fine Arts in Phnom Penh, and support for efforts to commemorate social trauma as democratization and social reconstruction proceed. Examples are humanities research focused on violence, democracy and authoritarianism at the cultural nongovernmental organization SUR in Peru and an international coalition of "historic sites of conscience" that include the Lower East Side Tenement Museum in New York, the Slave House in Senegal and the Project to Remember in Argentina.

THE PROGRAMS: FOOD SECURITY

Goal: To improve the food security of the rural poor through the generation of agricultural policies, institutions and innovations that will provide sustainable livelihoods in areas of sub-Saharan Africa, Asia and Latin America bypassed by the Green Revolution.

One of the great scientific success stories of the latter half of the 20th century, the Green Revolution helped many in Asia, Latin America and Africa achieve food security. The Foundation has engaged directly in agricultural work since 1934, when it embarked on a rural reconstruction program in China; its association with the Green Revolution commenced in 1943, with the inception of a program designed to increase food production in Mexico. In 1970, a Foundation staff member, Norman Borlaug, won the Nobel Peace Prize for his pivotal role in modernizing agriculture in the developing world.

In much of Asia and portions of Latin America, the introduction of improved crop varieties that respond well to fertilizer and irrigation has boosted food production and farming incomes considerably. However, large numbers of rural poor people remain in poverty; most of them farm where rainfall is low and variable, and where soils are poor in nutrients. More than 800 million people are chronically undernourished. Food for the urban poor depends upon jobs, income and low prices, while food for most of the world's 600 million rural poor depends upon their own labor and the productivity of their often limited or fragile land resources.

To help those farm families move out of poverty, Foundation grantees are generating agricultural innovations, including more dependable and sustainable farming practices, as well as new crop varieties developed for the specific environmental and socioeconomic conditions under which the poor farm. Our grantees are engaging farmers themselves as participants in scientific investigations and in the development of new technologies to meet their needs.

The ability of local organizations to access and move key institutional, policy and technological levers is critical to the success of this process. To foster development of local, national and international policies that will increase the productivity, stability and sustainability of smallholder agriculture, the Foundation seeks to empower and invigorate institutions which provide goods and services to poor farmers. In Africa, for example, the Foundation provides funding to build the capacity of African institutions and strengthen their commitment to serving smallholder farmers. The Agricultural Productivity and Food Security Task Force in Zimbabwe, the Maize Productivity Task Force in Malawi and the Sustainable Community Oriented Development Programme in Kenya are among the initiatives that are helping to achieve Foundation objectives.

THE PROGRAMS: HEALTH EQUITY

Goal: To advance global health equity by pursuing the reduction of avoidable and unfair differences in the health status of populations.

Although longevity gains in the last 40 years exceeded those of all of the past 4,000 years, humankind's extraordinary progress in health has not been equally distributed among or within countries. Genetic predisposition, crowded living conditions, environmental exposures, food insecurity and inadequate access to health care all contribute to disparities in health achievement.

Health-adjusted life expectancy in Japan exceeds 75 years, while in Sierra Leone it is about 25 years. People in the North can expect to live with HIV for 20 years or more, while in eastern and southern Africa, AIDS has precipitated a 20-year free fall in life expectancy. Within rich and poor countries alike poor women suffer markedly increased risks of death and disease compared to rich women.

Health-product market failures, crumbling health systems in the wake of health-care reform and a myriad looming health threats have combined to generate inequities in health that the Foundation is working to address by harnessing the new sciences, resourcing public health and strengthening global leadership.

The Rockefeller Foundation has pursued scientific approaches to world health throughout its history--from eradicating hookworm to modernizing medicine and public health. The Foundation's accomplishments are many, including support for research leading to the discovery of penicillin and of the yellow fever vaccine, for which a staff member won a Nobel Prize.

The Foundation's new Health Equity strategy seeks to counter health-product market failures with advocacy, capacity building and support for specific product initiatives. Much of this work is being done through public/private partnerships patterned after the Foundation created the International AIDS Vaccine Initiative. This year, for example, a new alliance for accelerating tuberculosis drug development was born.

The Foundation aims to revitalize public health systems to address the health priorities of poor and marginalized people and redress disparities, particularly in sub-Saharan Africa, and South and Southeast Asia. In the Mekong Delta area of Southeast Asia, for example, a new program is working to strengthen the capacity of health systems to identify and redress disparities in the infectious diseases by improving the collection and use of surveillance information. Recognizing the need for local ownership, policymaker buy-in and scientific validity, the concept of a "gauge" to monitor inequities in health and health care has emerged.

In Nairobi, Kenya, an urban slum equity gauge is calling policy attention to deplorable living conditions and unacceptably high child-mortality rates.

Finally, the Foundation has acknowledged the need to address looming health threats. This type of work includes a multicountry tobacco control effort under way in Southeast Asia.

THE PROGRAMS: WORKING COMMUNITIES

Goal: To transform poor urban neighborhoods into working communities--safe, healthy and effective neighborhoods--by increasing the amount and quality of employment, improving the quality of all urban schools, and increasing the influence and voice of the poor and excluded in political decisions that affect their lives.

Quality education, good jobs, and increased participation of the poor and excluded are the building blocks of successful working communities in urban neighborhoods and metropolitan regions. Such communities depend on and, in turn, foster the increased involvement of all residents, which, ultimately, creates and sustains a more equitable and just society.

In its quest to achieve greater social justice, the Foundation faces some daunting challenges in its home country:

- Despite sustained U.S. economic growth and the lowest unemployment rates in three decades, one in every eight persons remains in poverty, which belies the notion that economic growth alone ultimately will reduce poverty.
- Income inequality in the United States is the highest among all industrialized nations, due, in part, to the decline in real wages of low-skilled workers.
- Racial and ethnic minorities are poor in disproportionate numbers. While one in 10 white persons is poor, one of every four Latinos and African-Americans lives in poverty.
- Poverty is primarily an urban phenomenon; three fourths of the poor live in metropolitan areas, and central U.S. cities are home to half of the nation's poor.
- Poverty among racial minorities is heavily concentrated in poor urban neighborhoods. One in 20 whites lives in a poor neighborhood, compared with one fourth of African-Americans and one fifth of Latinos.
- Poverty in U.S. neighborhoods increasingly involves the foreign-born, with the rate among some of the most recent newcomers approaching 50 percent.

The Foundation supports three areas of activities to improve these conditions: public policies with explicit goals to eliminate or reduce inequities and disparities in education, employment and civic participation, especially among racial and ethnic groups; competent public and private organizations to implement and sustain such policies and the programs; and detailed practical knowledge and research about which programs work, which do not, and with what costs and benefits.

The Rockefeller Foundation's Working Communities strategy supports programs designed to:

- Increase neighborhood employment rates so that most households make a living from paid work and to ensure that work pays;
- Enhance the participation of the poor and excluded in designing and implementing sustainable solutions;
- Improve public schools in poor neighborhoods; and
- Strengthen democratic processes.

By forging partnerships with business and community providers, the Foundation believes it can make a difference in the employment of the urban poor and excluded. One such arrangement with a private developer, the Mills Corporation, involved the training and hiring of more than 850 people to work at a new mall in Nashville, Tennessee.

The Foundation is drawing to a close several long-term educational initiatives and will host, in the spring of 2001, a national symposium on lessons learned from philanthropic efforts in school reforms. It will also continue to address school improvement with support for teacher quality improvements, a new project, "Re-Visioning School Districts," which will examine the conditions and elements necessary for district-wide reform, and new research to increase public knowledge about alternative educational reforms, including school vouchers, charter schools and dual language instruction, among others. To increase the participation of racial and ethnic minorities in shaping solutions to inequality and exclusion, the Foundation supports collaboration among scholars, activists and community leaders that combine research and community interests; innovative legal practices that encourage community participation in addressing the problems of racial justice; and ideas that expand upon traditional racial-equity approaches, look at the structures of opportunity for everyone, and promote broad, deliberate and informed discourse to set remedies.

In conjunction with its Creativity & Culture work and with the help of its Mexico regional office, the Foundation also has begun to explore the transnational character of urban communities.

One of the core processes in the emergence of a new urban paradigm, transnational communities are reshaping the lives and livelihoods of the poor and excluded through the routine cross-border flow of people, money and ideas. Although the public debate has focused on how well new immigrants are adapting to U.S. communities, few observers or policymakers have focused on how U.S. institutions and communities are changing as a result of the large numbers of immigrants. Governments and civic organizations in the countries of origin also have not paid serious attention to the effects of these routine cross-border movements on families, households and communities at home. In the context of globalization, the Foundation is reviewing research, policies and the activities of civil society to learn more about how the everyday realities of the poor and excluded are becoming transnational and how poverty in U.S. communities is intermixed with and reinforced or overcome through connections abroad. The review also involves a search for innovative strategies that work across borders to improve the lives and livelihoods of the transnational poor and excluded.

THE PROGRAMS: GLOBAL INCLUSION

Goal: To help broaden the benefits and reduce the negative impacts of globalization on vulnerable communities, families and individuals around the world.

The cross-theme of Global Inclusion supports, promotes and supplements all four of the Foundation's thematic lines of work.

Globalization refers to the rapid and massive movement of capital, goods, people, ideas, institutions and images across the globe. Although this process has been occurring for centuries, its speed and scale have accelerated over the last 50 years.

To be "included" in the benefits of globalization and protected from the worst of its negative consequences, individuals, households and communities would have:

- Influence over the rules and systems that govern political, economic and cultural life;
- Participation in the prosperity that global economic change offers;
- Access to global information;
- Protection from such physical harm as violence, environmental pollution or disease epidemics; and
- The expectation that global systems promote peace and stability.

Under its Global Inclusion theme, the Foundation is pursuing both ongoing and new initiatives in an effort to have an impact on fast-moving, complex global policy processes. Current lines of work are:

- Global biotechnology dialogues
- Intellectual-property rights
- Trade and development
- Cooperative engagement
- Peace and security
- Women at work
- Leadership for the Environment and Development (LEAD)
- Water
- Environmental governance
- Science as a public good
- Sustainable development theory

Global Inclusion seeks to make connections among the Foundation's four themes. Working with Foundation staff, it uses the opportunities provided by these connections to invest in activities and people who can shape rules, norms and practices to promote the well-being of the poor and excluded globally. Global Inclusion tackles issues which connect the themes and their constituencies, and identifies ways to strengthen the linkages between them. Growing global interdependence and porous boundaries underscore that economic and social integration must be shaped to include such broadly defined aspirations as safety, dignity, freedom and economic security for all peoples. Specifically, the word "inclusion" refers to our efforts to include in global problem solving the Foundation's main constituency: the poor and excluded.

Global Inclusion grantmaking and other activities are based on three related strategies to promote social change:

- Promoting and making widely available the best information, products and processes--scientific, technological and political--from all parts of the world to advance inclusion;
- Working to assure that the institutions, processes and events that set the rules of globalization are increasingly transparent, participatory and aimed at promoting public good as well as private wealth;
- Making the necessary links between the shared values, aspirations and worldviews of the powerless and the powerful, worldwide.

Global Inclusion grantmaking supports activities in all three of these areas. However, all GI activities are based on the belief that, in both a moral and a practical sense, if globalization does not work for everyone, even the least among us, ultimately it will not work for our common future.

THE PROGRAMS: ASSETS & CAPACITIES

Bellagio

Since its opening in 1959, the Bellagio Study and Conference Center, located on Lake Como in northern Italy, has hosted more than 3,300 resident scholars, artists, writers, scientists and policymakers, and accommodated 20,000 workshop and team participants. Each year, about 140 residents and 50 workshops and teams are hosted--each selected as part of a competitive application process.

Persons invited to Bellagio are considered for short-term workshops, team residencies or individual longer-term stays for the purpose of study, writing or artistic creation.

Individual, collaborative and parallel residencies

The Center offers one-month stays for 15 residents at a time. Individuals in any discipline or field and coming from any country who expect their work to result in publication, exhibition, performance or other concrete product are welcome to apply for a period of work uninterrupted by the usual professional and personal demands.

Workshops and teams

The Foundation seeks applicants of achievement and promise who are addressing significant issues, tackling substantial scholarly problems or attempting to go beyond artistic boundaries. Emphasis is given to diversity in geography (developing-country applicants are especially encouraged to apply). Workshops and teams range in size from three to 25 participants.

Communication for Social Change

Goal: To enhance the effectiveness of development initiatives focusing on the poor and excluded by fostering innovative communication approaches that engage, empower and engender positive social change.

Virtually all of the Foundation's work relies heavily upon the ability to "get the word out," to reach the affected stakeholders, and to position an issue or issues in the public consciousness. Foundation grantees must have effective communication strategies and skills in order to inform policy, advocate for change, or persuade users and consumers that their technologies are workable. We must also help grantees begin to identify how the voices of the poor and excluded can be better engaged, and how research, technology and programs can better incorporate their opinions and values.

Communication for social change is a technique for engaging communities in their own problem solving and decision making, then using such decisions to communicate essential information to all those impacted by the issue. It is defined simply as a "process of public and private dialogue wherein people define who they are, what they want, how to get what they need." Social change is defined as change in people's lives as they themselves define such change. This work seeks particularly to improve the lives of the politically and economically

marginalized, and is informed by principles of tolerance, self-determination, equity, social justice and active participation for all.

This special program finds ways to help poor people increase their abilities to use communication approaches and technology to improve their lives. For example, in rural Zimbabwe we are working with youth groups as they develop mechanisms to talk about AIDS and the dangers of the disease among their peers. Through drama, song, public-opinion polling, community dialogue circles and teen workshops, they are learning that behavioral change cannot be sustained absent effective communication among adolescents, and between youth and their parents. And, that information dissemination alone--or the distribution of pamphlets, posters and ads--is not effective communication. By testing community-developed approaches and evaluating their success using an integrated social-science model of social change, we are hopeful that the Foundation and our grantees can learn techniques for sustaining positive behavioral change which will allow youth to avoid risky sexual activities that can lead to HIV infection.

Global Philanthropy

For several years, the Foundation has funded small projects designed to encourage philanthropy on a global basis. It is part of the Foundation's ongoing effort to mobilize new resources in order to adequately tackle the world's most critical problems, as well as to develop partnerships with other potential funders.

Foundation grantmaking in this area seeks to learn about new trends in giving, to offer training in philanthropy to those who have newly acquired wealth, to help sustain the philanthropic sector in the United States, and to encourage growth of the philanthropic sector in other parts of the world. This work incorporates two ongoing projects: The [Philanthropy Workshop](#), a training experience in strategic giving, and The [Next Generation Leadership](#) program for young, promising leaders. We are also encouraging new philanthropic ideas while continuing to explore new partnerships and collaborations with existing as well as newer foundations.

In the year 2000, we began development of an unique philanthropic investment concept that we hope will inspire new ways of giving worldwide. It is a concept based on using information technology to build networks of effective philanthropists and leaders. This project will create a new philanthropy vehicle through which we hope to create a strong, global giving community that "invests" in and supports a serious collection of philanthropic portfolios ranging from health care to education to environmental issues.

Public/Private Partnerships

Several years ago, the Foundation undertook an effort known as the Program Venture Experiment (ProVenEx). ProVenEx seeks to catalyze private sector investments in areas that will benefit the poor and excluded. To accomplish this goal, ProVenEx makes investments in early-

stage and growing companies with business strategies or technologies that will further the Foundation's philanthropic priorities, for example, new medical technologies/drugs against infectious diseases such as HIV, tuberculosis and malaria, and strategies to expand employment opportunities for inner-city residents. To date, ProVenEx has committed \$2.5 million to two companies: a small biotech company developing a microbicide to help protect women against sexually transmitted diseases, and a social venture enterprise which seeks to expand training and job opportunities for disadvantaged people.

THE PROGRAMS: REGIONAL OFFICES

Over the course of its history, the Rockefeller Foundation has worked in many parts of the world. Our earliest work in hookworm, malaria and yellow fever was rapidly extended into Latin America and Asia. John D. Rockefeller himself, perhaps spurred by the Christian missionary movement of the 19th century, was especially interested in the modernization of China, where the Foundation operated its largest-ever program at the Peking Union Medical College. During the 1930s and 1940s, we worked extensively throughout Europe.

In the past two decades, we have concentrated our overseas work in eastern and southern Africa, the most economically deprived world region. Much of our early work involved posting technical officers overseas. Due to budgetary constraints and changing contexts, we withdrew our large field staff in the 1970s. Since then, we have operated with fewer than 10 overseas officers servicing specific programs.

For the future, we find it difficult to conceive of a global foundation based exclusively in New York City. The concept of a "global foundation" implies global awareness, an open mind-set, consciousness of globally shared (and differing) values, and an institutional capacity to harness global knowledge and learn from diverse societies. It also implies the intention to apply knowledge on the ground among specific people and in specific places. Foundation programs thus will adopt a global-planning framework, but will decentralize the implementation of the programs, wherever feasible, in response to local contexts, people and institutions.

Recognizing that the Foundation cannot hope to work everywhere, staff planning proposes that we seek means of enhancing our "field presence" in selected key regions. The means include residential staff, international networks, advisory inputs of local leaders and other modalities.

Our current regional bases vary greatly in their functions. Bellagio is the site of an international conference and study center under the direct management of the Foundation. The most developed multi-thematic engagement is in Africa, while offices in Asia, Latin America and on the U.S. West Coast service single programs. Several of our geographic bases will be developed into more ample regional offices, with full-time, resident professional staff. These regional offices will support, promote and supplement global thematic programs.

Bellagio

The Bellagio Study and Conference Center is a Foundation-operated charitable activity. Our proposed year 2000 budget continues Bellagio as a Foundation-administered project. The Bellagio Committee will explore greater diversity and quality among selected artists and scholars for the future. It also encourages the Foundation to pursue more focused and sustained program interactions based at the facility.

Nairobi and Harare

In year 2000, these two Africa offices will have seven full-time program officers — five in Nairobi and two in Harare. These officers will conduct ongoing programs in Food Security, Health Equity, Population, African Higher Education and Creativity & Culture. As such, the Africa offices will take the lead in the female education program, the strengthening of Makerere University and the

collaboration with the Carnegie Corporation of New York and the Ford and MacArthur foundations in the Partnership to Strengthen African Universities.

Bangkok, Mexico City and San Francisco

The Foundation's offices in Bangkok (Food Security), Mexico City (Food Security) and San Francisco (Working Communities) execute single-theme program objectives. These offices are in different stages of development and implementation. San Francisco just recently opened. Mexico City is just completing its grantmaking activities and Bangkok is in transition with adjustments to program priorities currently under way.



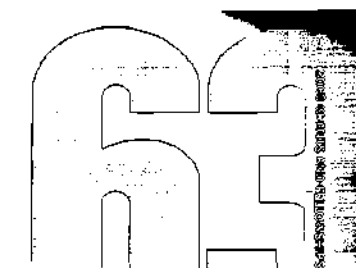
The Foundation makes grants according to four program themes and one cross-theme, which are areas of grantmaking. Each theme and cross-theme has a program strategy that is explained in detail in the strategy section of this Report.

What follows is the listing of all Foundation grants made in the year 2000, including competitive programs, fellowships and foundation-administered programs or projects.

The grants are organized in these categories: by themes, cross-theme, Regional Programs and Special Programs (which includes Global Philanthropy, Next Generation Leadership, Population and the Cairo Agenda, Communication for Social Change and Other Grants).

Grants are listed in alphabetical order by line of work within each strategy and Fellowships/Grants made to individuals for advanced study or research are alphabetized by the person's surname, as determined by American English usage conventions. Recipients of competitive programs in Creativity & Culture are also included in the alphabetical listings.

In the year 2000 the Foundation made grants and fellowships totaling US \$141,547,819.



Resilient and Creative Communities

RECOVERY, REINVENTION OF CULTURES

Recovering and Reinventing Cultures Through Museums

Atlant, Phoenix, Arizona \$50,000 toward the costs of the exhibition, "Who Stole the Tee Pee?"

Bard College, Annandale-on-the-Hudson, New York \$25,000 toward the costs of an exhibition of the works of Isaac Julien at the Center for Curatorial Studies Museum

Brandywine Workshop, Philadelphia, Pennsylvania \$25,000 toward the costs of the exhibition, "Hidden Images Cuban Contemporary Graphic Art."

Carnegie Institute, Pittsburgh, Pennsylvania \$35,000 toward the costs of the exhibition, "Popular CultureS Installations by Michael Parekowhai, Ravinder Reddy and Yinka Shonibare," at The Andy Warhol Museum

Cornell University, Ithaca, New York \$50,000 toward the costs of the exhibition, "Coming Up On the Season: Migrant Farm Workers in the Northeast"

Cornell University, Ithaca, New York \$25,000 toward the costs of the exhibition, "Blackness in Color Visual Expressions of the Black Arts Movement," at the Herbert F. Johnson Museum of Art

Dartmouth College, Hanover, New Hampshire \$100,000 toward the costs of the traveling exhibition, "Jose Clemente Orozco in the United States, 1927-1934," at the Hood Museum of Art

The Drawing Center, New York, New York \$50,000 toward the costs of an exhibition of the works of Brazilian artist, Ana Maria Maiolino

Foundation-administered project: \$17,997 toward the costs of a meeting to plan a conference on Museums in the Global Public Sphere

Fundación Ars/TEOR/ÉTICA, San José, Costa Rica \$37,000 toward the costs of the first regional symposium on contemporary artistic practices in Central America

Jewish Museum, New York, New York \$50,000 toward the costs of the exhibition, "Morocco Jews and Art in a Muslim World"

Mattress Factory, Pittsburgh, Pennsylvania \$50,000 toward the costs of the exhibition, "Visual Sound," an exhibition by nine artists who work with sound as a primary component of their installation work

Mexican Fine Arts Center Museum, Chicago, Illinois \$100,000 toward the cost of the exhibition, "Mexicanidad"

Mexican Museum, San Francisco, California \$50,000 toward the costs of the exhibition, "Covarrubias The Miguel and Rosa Covarrubias Collection"

Museum Associates, Los Angeles, California \$100,000 toward the costs of exhibition, "The Road to Aztlan Art from a Mythic Homeland," at the Los Angeles County Museum of Art

Museum of American Folk Art, New York, New York \$50,000 toward the costs of the project, "The Quiet in the Land Everyday Life, Contemporary Art and Projecto Axé," in Salvador, Brazil

Museum of Contemporary Art, San Diego, La Jolla, California \$100,000 toward the costs of the exhibition, "UltraBaroque Aspects of Post-Latin American Art"

Photo Archive Group, El Segundo, California \$48,335 toward the costs of the Danang Phase of "The American War Project," an exhibition and book of Vietnam War-era photographs by Vietnamese photographers

Robert Abbe Museum of Stone Age Antiquities, Bar Harbor, Maine \$100,000 toward the costs of the exhibition, "The Four Mollys Women of the Dawn"

Santa Monica Museum of Art, Santa Monica, California \$25,000 toward the costs of the exhibition, "East of the River Chicano Art Collectors Anonymous"

School of Plastic Arts, San Juan, Puerto Rico \$50,000 toward the costs of the "Pepón Osorio in Puerto Rico Project"

Seattle Art Museum, Seattle, Washington \$100,000 toward the costs of the exhibition, "Treasures of a Lost Civilization Ancient Chinese Art From Sichuan"

Smithsonian Institution, Washington, D.C. \$50,000 toward the costs of Phase II project development of the exhibition, "A More Perfect Union," on Japanese-Americans during World War II, at the Asian Pacific American Studies Program

University of California, Los Angeles, Los Angeles, California \$200,000 toward the costs of the exhibition, "The Art of Rice Spirit and Sustenance in Asia" at the Fowler Museum of Cultural History

University of California, Santa Barbara, Santa Barbara, California \$25,000 toward the costs of the exhibition, "Just Another Poster? Chicano Graphic Arts in California," at the University Art Museum.

University of Colorado at Boulder, Boulder, Colorado \$35,000 toward the costs of the exhibition, "Vietnamese Lacquer Painting—A New Age"

Worcester Art Museum, Worcester, Massachusetts \$75,000 toward the costs of the exhibition, "Antioch The Lost Ancient City"

Cultural Recovery Projects

Antonia Pantoja, New York, New York \$75,000 toward the costs of an oral history/documentation project centered on her life and work in the Puerto Rican community

Dance Theater Workshop, New York, New York \$100,000 toward the costs of extending the program activities of the Suitcase Fund, an international network of choreographers, into the Mekong River region of Southeast Asia

Foundation for the Study of Independent Social Ideas, New York, New York \$86,500 toward the costs of publishing a special issue of Dissent magazine entitled, "The New Killing Fields"

Legacy Project, New York, New York \$33,573 toward "The Legacy Project," an exploration of artistic responses to large-scale, man-made trauma

Lower East Side Tenement Museum, New York, New York \$250,000 to support the development of the International Coalition of Historic Site Museums of Conscience

Preserving Traditional Art Forms

Aid to Artisans, Farmington, Connecticut \$75,000 toward the costs of a project entitled, "Crafts in the Land of Rice Culture"

Alaska Native Heritage Center, Anchorage, Alaska \$150,000 toward the costs of "Kayak Summer," an exhibition and preservation project documenting the use of traditional watercraft in Alaska

Asia Society, New York, New York \$50,000 toward the costs of a tour of "Uttar-Priyadarshi (The Final Beatitude)" by the Chorus Repertory Theater, a performance group from Manipur

Asian Cultural Council, New York, New York \$100,000 toward the costs of a Forum on Arts & Culture in the Mekong Region held in Bangkok, Thailand

Asian Cultural Council, New York, New York \$150,000 to provide continued support for the Cambodian Arts Mentorship Program

Center for Traditional Music and Dance, New York, New York \$100,000 toward the costs of the "Community Cultural Initiatives" and "New York The Global City"

Conservancy for Tibetan Art and Culture, Washington, D.C. \$50,000 toward the costs of Tibetan-American participation in "Tibetan Culture Beyond the Land of Snows," a centerpiece of the Year 2000 Smithsonian Folklife Festival

Mongol-American Cultural Association, New Brunswick, New Jersey \$25,000 toward the costs of humanities programs related to the Festival of Mongolia 2000

New England Foundation for the Arts, Boston, Massachusetts \$46,000 toward the costs of implementation support for a series of Cambodian artist community residencies

Union of Community Museums of Oaxaca, A.C., Oaxaca, Mexico \$66,000 toward the costs of a training center for indigenous groups to establish their own community museums

UNDERSTANDING CULTURAL COMPONENTS OF WELL-BEING

Partnerships Affirming Community Transformation (PACT)

Alternate Roots, Atlanta, Georgia \$65,000 toward the costs of an audience-development program for underserved, rural and/or new presenters, and community groups throughout the southeastern United States

AMD&ART, Johnstown, Pennsylvania \$140,000 toward the costs of creating public art pieces and a visitors' center at abandoned mine sites in Vintondale, Pennsylvania

Appalshop, Whitesburg, Kentucky \$50,000 toward the costs of the second phase of the Central Appalachian Festival/Artist and Community Gathering

Arab Community Center for Economic and Social Services, Dearborn, Michigan \$105,000 toward the costs of the project "Living the Present, Cherishing the Past: Voices from Arab Detroit"

Elders Share the Arts, Brooklyn, New York \$47,865 toward the costs of a media project on the lives of new immigrants in the borough of Queens, New York

Foundation-administered project: \$95,000 for administrative costs related to the Foundation's Partnerships Affirming Community Transformation (PACT) program

Intermedia Arts, Minneapolis, Minnesota \$150,000 toward the costs of planning and creating public art projects in the Midtown Greenway area of Minneapolis

Philadelphia Folklore Project, Philadelphia, Pennsylvania \$90,000 toward the costs of building youth folk-art ensembles in Philadelphia, using Chinese and Khmer classical dance traditions

Project Row Houses, Houston, Texas \$50,000 toward the costs of two rounds of artists' residencies and installations in renovated shotgun-style houses in the third ward neighborhood of Houston

Social and Public Art Resource Center, Venice, California \$133,735 toward the costs of completing designs for the next four sections of the Great Wall of Los Angeles mural

Taos Day School, Taos, New Mexico \$19,000 for use by its Service Learning Initiative project toward the costs of the "Corral Reconstruction Project," an initiative designed to connect students, community members and tribal members in a process that will document and reconstruct the historical corral system on the Taos Pueblo

Trustees of the Corcoran Gallery of Art, Washington, D.C. \$60,000 toward the costs of the CANVAS project, to build community among at-risk youth in Washington, D.C.

University of Maine, Orono, Maine \$146,400 toward the costs of a project to revive the language and culture of the Native American Passamaquoddy communities of Maine

Village of Arts and Humanities, Philadelphia, Pennsylvania \$150,000 toward the costs of three community park-building projects in North Philadelphia

Wing Luke Memorial Foundation, Seattle, Washington \$50,000 toward the costs of a cultural project and exhibition on the topic of Asian-Pacific American women in the garment manufacturing work force in Seattle.

Youth Radio, Berkeley, California \$150,000 toward the costs of developing a national network of community-based youth broadcasting partners

Cultural Indicators/Cultural Policy

Canada Council for the Arts, Ottawa, Ontario \$100,000 toward the costs of the World Summit on the Arts and Culture, an international conference of arts councils and arts-funding bodies held in Ottawa, Ontario, December 2000

Center for Arts and Culture, Washington, D.C. \$200,000 toward the costs of ongoing activities

Columbia College Chicago, Chicago, Illinois \$50,000 toward the costs of a research study of the informal arts in America at the Chicago Center for Arts Policy

Fordham University, New York, New York \$240,000 toward the costs of a National Social Survey Project to develop, collect, analyze and report a set of indicators of creativity and culture

National Coalition Against Censorship, New York, New York \$30,000, toward the costs of a feasibility study of a new policy initiative focusing on artistic and intellectual freedom.

Princeton University, Princeton, New Jersey \$286,670 for use by its Center for Arts and Cultural Policy Studies toward the costs of a study to advance knowledge on the debate surrounding cultural conflict in the contemporary United States

RAND, Santa Monica, California \$259,621 toward the costs of the inclusion of the media arts in the "Integrative Assessment of the Arts" study

Social Science Research Council, New York, New York \$765,028 toward the costs of a fellowship program on the Experience of Art in Society

Urban Institute, Washington, D.C. \$753,984, toward the costs of the Arts and Culture Indicators in Community Building Project III

Creativity, Knowledge and Freedom in the Public Sphere

GLOBAL CIVIL SOCIETY AND CULTURE

African Books Collective, Ltd., Oxford, United Kingdom \$68,503, toward the costs of promotion, research and dissemination activities

African Publishers' Network, Harare, Zimbabwe \$418,000 toward the costs of their strategic plan for 1999-2002

African Script Development Fund, Harare, Zimbabwe: \$200,000 toward the costs of Year III of the Fund's work

Al-Urdun Al-Jadid Research Center, Amman, Jordan \$161,490 toward the costs of the third phase of the Social History of Jordan project

Caribbean Publishers Network, Kingston, Jamaica \$25,000 toward the costs of a conference at the Bellagio Study and Conference Center in November 2000

Council on Foreign Relations, New York, New York \$39,500 toward the costs of "Ethnic Conflict, Partition and Post-Conflict Reconstruction," a study that assesses the role of partition in solving ethnic conflict and formulates strategies for post-conflict reconstruction and stabilization

Eastern Michigan University, Ypsilanti, Michigan \$24,550 toward the costs of a conference to be held at the University of Tehran entitled, "Religion, Gender Roles, Democratization and Market Transition: Pilot Surveys of Changing Worldviews of Islamic Publics—Methodological and Substantive Issues"

Economic and Social History Foundation of Turkey, Istanbul, Turkey \$150,100 toward the costs of the Local History Initiatives and museum projects

Feminist Press, New York, New York \$548,000 toward the costs of the series "Women Writing Africa"

International African Institute, London, United Kingdom \$76,000 toward the costs of the Bellagio Publishing Network newsletter and Web site

International African Institute, London, United Kingdom \$8,000 toward the costs of travel, accommodation and subsistence for four international participants to attend a seminar on African cultural publishing in Maputo, Mozambique

International Association for the Study of Persian-Speaking Societies, Stony Brook, New York \$150,000 toward the expansion of their regional councils into several Persian-speaking regions including Iran

Jerusalem International Book Fair, Jerusalem, Israel \$31,170 toward the costs of bringing authors and publishers from Muslim countries to the 20th biennial Jerusalem International Book Fair

PEN American Center, New York, New York \$51,100 for a pilot program to strengthen the ability of PEN centers in the Global South to build civil societies locally, and give stronger leadership to the global organization as a whole

PEN American Center, New York, New York \$297,482 toward the costs of strengthening International PEN and 11 PEN centers in Africa, Central America and Southeast Asia

Research and Technology Exchange Group, Paris, France \$21,722, toward the costs of the technical secretariat of the African Media Partners Network in year 2000

Royal Institute for Inter-Faith Studies, Amman, Jordan \$50,000 toward the costs of a conference on Islam and science, to take place in Amman, June 2001.

Smithsonian Institution, Washington, D.C. \$59,282 for a series of meetings between U.S. and Iranian museum officials on strengthening museum practices in Iran

TransAfrica Forum, Washington, D.C. \$40,151 toward the costs of a series of cultural exchanges between Cuba and the United States entitled, "Afro America in Cuba"

University of Oklahoma, Norman, Oklahoma \$14,978 toward the additional costs of conferences on the status of Jerusalem

Women's World Organization for Rights, Literature and Development, New York, New York \$100,000 to support the development of an organizational strategy and plan

ROLE OF RELIGION

Columbia University, New York, New York \$69,000 toward travel and administrative costs for a colloquium on Religion and Civil Society from a Human Rights Perspective at the Bellagio Study and Conference Center, March 2001.

Harvard University, Cambridge, Massachusetts \$264,000 toward the costs of the Pluralism Project: World Religions in America

Interreligious Coordinating Council in Israel, Jerusalem, Israel \$100,000 toward the ongoing costs of the Council's Education Center

Islamic-Christian National Dialogue Committee, Hazmieh, Lebanon \$38,000 toward the costs of interreligious activities aimed at aiding the peace process in Lebanon and the entire Middle Eastern region

Mediation Network for Northern Ireland, Belfast, Northern Ireland \$43,390 toward the ongoing costs of the Churches Programme

World Conference on Religion and Peace, New York, New York \$1,350,000 toward the costs of its religion and civil society program

HUMANITIES RESIDENCY FELLOWSHIPS AND RESEARCH

This program is a competitive program making grants to universities, community groups and other nonprofits.

American Council of Learned Societies, New York, New York \$399,850 toward the costs of the Burkhardt Fellowships program

Central University of Venezuela, Caracas \$250,000 toward the costs of a program of Rockefeller Foundation Resident Fellowships in the Humanities at the Centro de Investigaciones Post-Doctorales to study the dimensions of globalization, culture and social transformation in Latin America

City College, City University of New York, New York, New York \$76,000 for use by the Dominican Studies Institute toward the costs of a two-part transnational conference entitled, "Up from the Margins: Diversity as Challenge of the Democratic Nation"

Emory University, Atlanta, Georgia \$504,500 toward the costs of a collaborative program between the Center for the Study of Public Scholarship and representatives of South Africa's university, arts and museum communities

Federal University of Minas Gerais, Belo Horizonte, Brazil \$124,000 toward the costs of a series of conferences entitled, "Margins (Margens/Margenes)," to be held in Brazil and Argentina

Foundation-administered project: \$80,000 for administrative costs of the Resident Fellowships in the Humanities



Photograph Excised Here

Graduate School and University Center, City University of New York, New York, New York \$50,000 for use by its Center for Gay and Lesbian Studies toward the costs of its International Resource Network project

Harvard University, Cambridge, Massachusetts \$245,000 toward the costs of a series of conferences entitled, 'New Americas' aimed at developing new understandings of American society within a global context

Howard University, Washington, D.C. \$22,960 toward the costs of a seminar series examining slavery in a comparative context

La Morada Corporation for the Development of Women, Santiago, Chile \$66,000 toward the costs of 'Women's Memory: a Knowledge Excluded From History,' a series of workshops, conferences and seminars

Library of Congress, Washington, D.C. \$25,000 to support three symposia on "Islamic Societies and Globalization"

National Humanities Center, Research Triangle Park, North Carolina \$500,000 toward the costs of an annual award for humanistic achievement in information technology

New York University, New York, New York \$240,000 toward the costs of the Hemispheric Institute's annual encuentros, seminars for scholars, artists and students to be held in Latin America

Social Science Research Council, New York, New York \$132,800 for use by the Latin America Program toward the costs of a project on collective memory in South America

Stanford University, Stanford, California \$295,000 toward the costs of a program of Rockefeller Foundation Resident Fellowships in the Humanities at the Stanford Humanities Center to study the black performing arts

SUR Socialism Studies Institute, Lima, Peru \$250,000 toward the costs of a program of Rockefeller Foundation Resident Fellowships in the Humanities entitled, 'Violence, Democracy and Authoritarianism in Contemporary Peruvian Culture and Politics'

University of Arizona, Tucson, Arizona \$295,000 for use by the Committee on Lesbian/Gay/Bisexual Studies toward the costs of a program of Rockefeller Foundation Resident Fellowships in the Humanities entitled, 'Sex, Race and Globalization'

University of California, Davis, Davis, California \$79,092 to reimburse expenses incurred in connection with a program of Resident Fellowships in the Humanities at the Indigenous Research Center of the Americas

University of California, Riverside, Riverside, California \$330,000 toward the costs of a program of Rockefeller Foundation Resident Fellowships in the Humanities at the Center for Ideas and Society entitled, 'Global Migration: Social Change and Cultural Transmission'

University of California, Santa Barbara, Santa Barbara, California \$288,475 toward the costs of a program of Rockefeller Foundation Resident Fellowships in the Humanities at the Center for Chicano Studies entitled, 'The Dynamics of Chicano Literacy'

University of Chicago, Chicago, Illinois \$60,000 toward the costs of the conference, 'The Future of the Queer Past: A Transnational Conference'

University of Hawaii at Manoa, Honolulu, Hawaii \$250,000 toward the costs of a program of Rockefeller Foundation Resident Fellowships in the Humanities at the Office for Women's Research entitled, 'Gender and Globalization in Asia and the Pacific'

University of Iowa, Iowa City, Iowa \$165,000 to expand the work of an initial series of Humanities Residency Fellowships at the International Forum for U.S. Studies by offering additional fellowships to Latin American scholars

University of Notre Dame, Notre Dame, Indiana \$350,000 toward the costs of a program of Rockefeller Foundation Resident Fellowships in the Humanities at the Joan B. Kroc Institute for International Peace Studies entitled, 'Religion, Conflict and Peacebuilding'

University of Oregon, Eugene, Oregon \$31,650 for use at the Center for the Study of Women in Society to support a conference in connection with a program of Rockefeller Foundation Resident Fellowships in the Humanities that is being hosted by the Center

University of Texas at Austin, Austin, Texas \$295,000 toward the costs of a program of Rockefeller Foundation Resident Fellowships in the Humanities at the Institute of Latin American Studies and the Center for Mexican American Studies entitled, 'Race, Rights and Resources in the Americas'

University of Washington, Seattle, Washington \$45,013 for use by the Simpson Center for the Humanities toward the costs of a meeting of the Consortium of Humanities Centers and Institutes entitled, 'Thinking Rights, Engaging Communities'

Virginia Foundation for the Humanities and Public Policy, Charlottesville, Virginia \$100,025 toward the costs of a conference entitled, "Community, Identity and Belief in Postwar Circumstances"

COLLABORATIVE PROGRAMMING IN INTELLECTUAL PROPERTY, GLOBAL NORMS

Mexico-North Research Network, El Paso, Texas \$66,000 toward the costs of facilitating community participation in the planning of a project directed toward understanding and conserving the cultural, linguistic and biological diversity of the Sierra Tarahumara region of northern Mexico

Smithsonian Institution, Washington, D.C. \$250,000 toward the pilot phase of "Smithsonian WorldMusicNet.com," a project to promote musical and cultural heritage around the world through the use of digital technologies

Society for International Development, Rome, Italy \$107,570 toward the costs of a project entitled, "Power, Culture, Identity Women and the Politics of Place"

Creativity and Innovation in a Global Age

CREATIVE ENVIRONMENTS IN THE DIGITAL AGE

Academia Europaea, London, United Kingdom \$44,951 toward the costs of a Collaboration and Ownership in the Digital Economy (CODE) conference to be held at Queens' College, April 2001, Cambridge

Alfred University, Alfred, New York \$85,000 toward the costs of establishing an "Experiments in Science-Technology-Art Residences (E STAR)" program at the Institute for Electronic Arts

American Library Association, Washington, D.C. \$100,000 toward the costs of a forum, "Digital Technology, Information Policy and the Future of Libraries"

Art & Science Collaborations, Inc., Staten Island, New York \$85,000 toward the costs of the ArtSci2001 Symposium and the "Artists & Scientists for Humanity 4 Think-Tanks" project

Art and Science Laboratory, Santa Fe, New Mexico \$100,000 toward the costs of an Aesthetic Research Program to explore the dialogue between the contemporary arts and sciences

Computer Professionals for Social Responsibility, Palo Alto, California \$20,000 toward the costs of "Shaping the Network Society," a symposium addressing the future of the public sphere in cyberspace

Cyber-Site New Media Research Center, Inc., Overland Park, Kansas \$80,000 toward the costs of the New Media Information Gateway Database, designed to facilitate the dissemination of knowledge and information on new media and digital technologies

Downtown Community Television Center, Inc., New York, New York \$75,000 toward the costs of programming for the "Cyberstudio for the Arts," a state-of-the-art studio that has the ability to broadcast simultaneously on the Internet and cable TV

Independent Curators International, New York, New York \$50,000 toward the costs of "Telematic Connections: The Virtual Embrace," a traveling exhibition of recent network and Internet-based art projects

Institute for Advanced Study, Princeton, New Jersey \$85,000 toward the costs of a residency program to study the social, political and economic implications of developments in new media and information technology

International Film Seminars, Inc., New York, New York \$40,180 toward the costs of a Digital Flaherty seminar to explore artists' concerns about aesthetics, content and practice in digital technologies

Leonardo, San Francisco, California \$64,308 toward the costs of two publishing projects, "A-Life Art" and "Generative Systems"

Location One, New York, New York \$187,500 toward the costs of a virtual lab to bring together artists and programmers for the exchange of ideas, projects and practices

New York Foundation for the Arts, New York, New York \$25,000 toward the costs of the planning process for "Crossover," Web Lab's New Media workshop for independent filmmakers and videographers

New York Foundation for the Arts, New York, New York \$100,000 toward the costs of Web Lab's "Crossover," a new-media workshop for independent film and video makers

New York University, New York, New York \$20,000 toward the costs of the workshop, "Tactile Media: The Impact of New Media on Cultural Activism and Political Engagement"

Performing Arts Journal, New York, New York \$63,000 toward the costs of nine issues of PAJ: A Journal of Performance and Art focusing on electronic and digital media and performance

Performing Arts Labs, London, United Kingdom \$20,000 toward the costs of Lit Lab II, a residential laboratory for 10 artists to explore creative possibilities between new and traditional literary forms

Rhizome Communications, New York, New York \$75,000 toward the costs of the archival and technological development of the Rhizome ArtBase, an online resource for the preservation of Internet art

Social Science Research Council, New York, New York \$99,941 toward the costs of a program to generate social-science research on culture, creativity and information technology

University of Paris, Paris, France \$75,000 toward the costs of the research and development of a DVD-ROM on the works of artist Nam June Paik

University of Southern California, Los Angeles, California \$100,000 toward the costs of "Labyrinth: Level Four," a research initiative on interactive narrative at the Annenberg Center

FILM/VIDEO FELLOWSHIPS AND INCUBATORS

Kelly Anderson and Tamí Gold, New York, New York \$35,000 toward the costs of "Every Mother's Son," a documentary about New York mothers whose sons have been killed by police

The Art Institute of Chicago, Chicago, Illinois \$36,129 toward the costs of the Video Data Bank project of the School of the Art Institute of Chicago to distribute "Frames of Reference: Reflections on Media," an exhibition of works originally funded through the Rockefeller Film/Video/Multimedia Fellowships program

Peter Bratt, San Francisco, California \$35,000 toward the costs of a narrative film that retells the passion of Jesus Christ focusing on four women all named Mary

Miguel Calderón, Condesa, Mexico \$20,000 toward the costs of "La Discípula del Velocímetro (The Speedometer's Disciple)," an experimental documentary on an upper-class Mexican woman with psychic powers who drives race cars on the professional circuit

EarthWays Foundation, Malibu, California \$42,827 toward the costs of a film documenting the World Festival of Sacred Music

Hanna Elias, Sherman Oaks, California \$35,000 toward the costs of "Abu Hana, Abu Latif: A Palestinian Road Diary," an experimental documentary about the filmmaker's childhood

Foundation-administered project: \$277,506, for a service arrangement with National Video Resources to manage the Film/Video/Multimedia Fellowships program and its communications initiative

Marlon Fuentes, Orange, California \$35,000 toward the costs of "Rational Geographic," an experimental documentary about Filipino-American identity

Charlene Gilbert, Buffalo, New York \$35,000 toward the costs of "The Henrietta Lacks Film Project," a documentary film that explores an overlooked chapter in American medical history in the context of bioethics and the current debates surrounding the patent of genes and human biology

Eduardo Herrera-Fernández, Coyoacán, Mexico \$20,000 toward the costs of "El Borrego Cimarrón de Isla Tiburón (The Wild Sheep of Tiburón Island)," a documentary about strategies used to conserve a species of Mexican sheep

International Media Resource Exchange, New York, New York \$37,300 toward the costs of a translation service for Latin American filmmakers

Sharon Lockhart, Los Angeles, California \$35,000 toward the costs of "No-No Ikebana," a film inspired by the work of avant-garde Ikebana artist, Toshie Yokoi

Lalo Lopez and Esteban Zul, Los Angeles, California \$35,000 toward the costs of "The Virtual Vamo," a Web site that promotes open discussion about racism, sexism, anti-immigrant hysteria and police brutality in the Latino community

Museum of Modern Art, New York, New York \$30,000 toward the costs of the Web site component of the "Video Rewind" project, an overview of video's development as an art form

National Council of La Raza, Washington, D.C. \$50,000 toward the costs of the second annual conference on "Latino Media: Challenges for the New Millennium"

National Video Resources, Inc., New York, New York \$201,611 toward the costs of the "Video Network on Race," a coalition of nonprofit organizations nationwide that will use independent videos in their programming efforts to combat racism and promote tolerance

Emiko Omon, San Francisco, California \$35,000 toward the costs of "Mooch," a narrative film about a middle-aged Japanese-American man and his father who has Alzheimer's disease

Sam Pollard, New York, New York \$35,000 toward the costs of "Native Strangers: Race in America in the New Millennium," a six-part television series on the personal histories of Latino, Asian, African-American, European-American, Native American and mixed-race peoples

Carlos Salces, Mexico City, Mexico \$20,000 toward the costs of "Trilogía (Trilogy)," a series of three short films about death

Ellen Spiro, Leander, Texas \$35,000 toward the costs of "The Technomadic Circus," a documentary about a community circus group who design sustainable living systems

Caspar Stracke, New York, New York \$35,000 toward the costs of "Out of Joint," a video essay on scientific attempts to manipulate time

Chns Sullivan, Chicago, Illinois \$35,000 toward the costs of "Consuming Spirits," a feature-length animation about three people in a small industrial town who work at a local newspaper.

Isaac Webb, New Orleans, Louisiana \$35,000 toward the costs of "Blackbottom," a feature-length film about a blue-collar African American community

David Williams, Richmond, Virginia \$35,000 toward the costs of two feature films shot in digital video that examine family relationships in an interracial community

MULTI ARTS PRODUCTION FUND

American Repertory Theatre, Cambridge, Massachusetts \$25,000 to support the production of "Drawn to Death: A Three Panel Opera," a multimedia theater work by artist Art Spiegelman and composer Phillip Johnston

Arena Stage, Washington, D.C. \$20,000 to support the creation and development of "Alleys and Pathways: The Southwest D.C. Project," an oral history-based performance work by playwright Rebecca Rice

Arts at St. Ann's, Brooklyn, New York \$25,000 to support the creation of "Song Cycle for Puppets," a puppet theater work by artist Janie Geiser and composer Vic Chestnutt

Asia Society, New York, New York \$25,000 to support the production of "Floating Box: A Story in Chinatown," an opera by composer Jason Hwang, librettist Catherine Filkoux, and director Jean Randich

Bang on a Can, New York, New York \$20,000 to support the creation and performance of a work for new music chamber ensemble by jazz composer Cecil Taylor

Bates College, Lewiston, Maine \$25,000 for use by its Bates Dance Festival to support the creation and development of "The Caravan Project," a tap and video performance work by tap artist Herbin Van Cayseele, video artist Jean de Boyssson, and musician Kenny Muhammad

Borderlands Theater, Tucson, Arizona \$25,000 to support the creation and production of "Electridad," a Chicano adaptation of Sophocles' "Electra" set in

the Arizona desert by playwright Luis Alfaro and director Barclay Goldsmith

Children's Theatre Company, Minneapolis, Minnesota \$20,000 to support the creation and production of "The Beggar's Strike," a multimedia theater work by playwright Carlyle Brown

Cornerstone Theater Company, Los Angeles, California \$20,000 to support the creation and production of the "City-Wide Bridge Project," a multicultural, multilingual theater production by playwright Alison Carey, director Bill Rausch, and composer Michael Abels

Danspace Project, New York, New York \$25,000 to support the creation and production of "Asunder," a dance theater work by choreographer Yin Mie, composer John Zorn, designer Xu Bing, and poet Mark Strand

Elevator Repair Service, New York, New York \$20,000 to support the creation and production of "Experts," a theater work by theater artists John Collins, Steve Bodow, and Susie Sokol

Foundation-administered project \$64,000 for costs incurred in connection with the 2000 MAP Fund

Foundry Theatre, New York, New York \$15,000 to support the research and development of "Fifth Exotic," a multimedia theater work by director Melanie Joseph and performer Ching Valdes-Aran

Frontera@Hyde Park Theatre, Austin, Texas \$20,000 to support the production of "con flama," a theater work by playwright Sharon Bridgforth, director Laurie Carlos, and composer Lourdes Perez

Gamelan Sekar Jaya, El Cerrito, California \$20,000 to support the creation and production of a large-scale work combining Balinese dance, drama, gamelan music and puppetry by theater artist I Wayan Dibia, composer I Dewa Putu Berata, and shadow lighting designer Larry Reed.

George Coates Performance Works, San Francisco, California \$20,000 to support the creation and production of "Better Bad News," a multimedia live and online performance piece

Great Small Works, New York, New York \$20,000 to support the creation and production of "The Salie Cabaret Project," a multimedia theater work by director John Bell, designers Stephen Kaplin and Mark Sussman, and pianist Margaret Leng Tan

Higher Ground Projects, New York, New York \$20,000 to support the commissioning and production of "Get Out of the House," a roving participatory dance party/concert by



Photograph Excised Here

choreographer Sarah Skaggs and billboard artists Marc Pierson and Tony Cokes

House Foundation for the Arts, New York, New York \$20,000 to support the creation and development of "American Archeology #3," a site-specific multidisciplinary work by artist Meredith Monk

Intersection for the Arts, San Francisco, California \$20,000 to support the creation and production of "Mission Indians," a theater work by playwright Greg Sarris

Jazz Institute of Chicago, Chicago, Illinois \$20,000 to support the creation and production of "Conjectures," an hour-long music work by composer/performers Trichy Sankaran, Rudresh Mahanthappa and Vijay Iyer

Jump Start Performance Company, San Antonio, Texas \$20,000 to support the creation and production of "To My Chagrin," a solo performance work by writer/performer Peggy Shaw and composer Vivian Stoll

The Kitchen, New York, New York \$25,000 to support the creation and production of "Conference of the Birds," a multimedia performance work by media artist Shinn Neshat and composer Sussan Deyhim

Kitka Women's Vocal Ensemble, Oakland, California \$20,000 to support the creation and production of "The New Folksongs Commissioning Project," three new works of music for female vocal ensemble by composers David Lang, Chen Yi and Janet Kutulas

Kronos Quartet, San Francisco, California \$20,000 to support the creation and production of "Aegean Crossings," a work for string quartet and Turkish percussion by composer/performer Burhan Ocal

Lower Manhattan Cultural Council, New York, New York \$25,000 to support the development of "Spectropia," an evening-length interactive media performance by artist Toni Dove

Ma-Yi Theatre Ensemble, New York, New York \$15,000 to support the creation and production of "Middle Finger," a theater work by playwright Han Ong, composer Fabian Obispo, and director Loy Arcenas

Montclair State University, Upper Montclair, New Jersey \$25,000 to support the creation and production of "Mother Courage and Her Children," a multimedia theater work told from an African-American female's perspective by director Demetria Royals, choreographer Anita Gonzalez, and playwright Robbie McCauley

Museum of Contemporary Art, Chicago, Illinois \$15,000 to support the research and development of "Iceland," a solo performance work by theater artist Roger Guenever Smith

Music-Theatre Group, New York, New York \$25,000 to support the creation of "Fangs," a chamber opera by composer Dieder Murray and writer Cornelius Eady

New York Foundation for the Arts, New York, New York \$25,000 to support the creation and production of "Harriet Tubman: A Journey to the South," an evening-length suite of music by composer/performers Brandon Ross, J. T. Lewis and Melvin Gibbs

Painted Bride Art Center, Philadelphia, Pennsylvania \$20,000 to support the creation and production of "Dogon PM," a multimedia performance work by writer/director Homer Jackson, composer Douglas Ewart, composer Mogauwane Mahloele, media artist Lloyd Lawrence, and choreographer Sabela Gimes

Performance Space 122, New York, New York \$20,000 to support the creation and production of "Bird Brain," a dance project by choreographer Jennifer Monson and composer James Lo

Performing Artservices, New York, New York \$20,000 to support the creation and production of "Celestial Excursions," an opera by composer Robert Ashley

Public Theater, New York, New York \$25,000 to support the creation and production of "The Book of the Dead (Second Avenue)," a multimedia theater work by composer/director John Moran

Seattle Children's Theatre, Seattle, Washington \$20,000 to support the creation and production of "Mask of the Unicorn Warrior," a theater work by playwright Y. York and director Linda Hartzell

Spiderwoman Theater, New York, New York \$20,000 to support the creation of "Persistence of Memory," a multimedia theater piece by theater artists Muriel Miguel, Lisa Mayo and Gloria Miguel

Stephen Petronio Dance Company, New York, New York \$25,000 to support the creation and production of "Strange Attractors Part II," a multimedia dance work by choreographer Stephen Petronio, composer James Lavelle, and artist Anish Kapoor

Streb/Ringside, New York, New York \$25,000 to support the creation and production of "Action Heroes," a multidisciplinary work by choreographer Elizabeth Streb, writer Lara Flanders, and designer Skip Mercier

Symphony Space, New York, New York \$15,000 to support the creation and production of a dance/music/theater piece by composer/performer Laurie Anderson and choreographer David Neumann

Trisha Brown Dance Company, New York, New York \$20,000 to support the creation of "Luci Mie Traditrici," a dance opera by choreographer Trisha Brown

University of Massachusetts at Amherst, Amherst, Massachusetts \$25,000 to support the production of the "2050 Project," a theater work by writer/performers Steven Sapp and Mildred Ruiz at the New WORLD Theater

Walker Art Center, Minneapolis, Minnesota \$30,000 to support the creation and development of "The End of Cinematics," a multimedia opera by theater artist John Jesurun and composer Mikel Rouse

The Working Theatre Company, New York, New York \$25,000 to support the creation and production of "Abundance," a multimedia theater piece by theater artist Marty Pottenger

World Music Institute, New York, New York \$20,000 to support the creation and production of "From Rajasthan to Andalusia," a dance and music work by choreographers/performers Antonio El Pipa, Arnaud Azzouz, Bachu Khan and Sayetri Saper

Yerba Buena Center for the Arts, San Francisco, California \$25,000 to support the creation and production of two evening-length works for cello by performer Joan Jeanrenaud, composer Hamza el Din, and video artist Seungho Cho

Zaccho S.F., San Francisco, California \$25,000 to support the creation and production of "Picture Bayview," an interdisciplinary site-specific work by choreographer Joanna Haigood, composer Lauren Weinger, and video artist Mary Ellen Strom

EXPLORATIONS

American Composers Forum, Saint Paul, Minnesota \$450,000 toward the costs of "Continental Harmony," a national commissioning program designed to serve underserved and rural communities

Bang on a Can, New York, New York \$50,000 toward the costs of the Bang on a Can Marathon 2000 at the Brooklyn Academy of Music's Next Wave Festival

Brooklyn Academy of Music, New York, New York \$300,000 toward the costs of the Next Wave Festival

Center for Arts and Culture, Washington, D.C. \$100,000 toward the costs of ongoing activities

City Parks Foundation, New York, New York \$35,000 toward the costs of programming for the African, Latin American and South Asian/East Asian performances at SummerStage 2000

Creative Capital Foundation, New York, New York \$200,000, toward the costs of its ongoing activities

Creative Time, New York, New York \$45,000 toward the costs of "Creative Time in the Anchorage 2000," a summer-long, multidisciplinary festival exploring the cross-fertilization of new media, art, music and film

Cultural Odyssey, San Francisco, California \$30,000 toward the costs of presenting emerging artists at the 2001 Cultural Odyssey Performance Festival

Foundation-administered project: \$15,000, for activities of Grantmakers in Film and Electronic Media

Grantmakers in the Arts, Seattle, Washington \$15,000 toward the costs of its 2000-2001 activities

Lincoln Center for the Performing Arts, New York, New York \$75,000 toward the costs of the fifth season of the Lincoln Center Festival

National Association of Artists' Organizations, Washington, D.C. \$75,000 toward the costs of the 12th National Conference on Defying Artistic Isolation, Leadership Development and Operational Systems

National Association of Latino Arts and Culture, San Antonio, Texas \$50,000, toward the costs of planning and convening the third national conference on Latino arts and culture, "Muchas Culturas/Un Pueblo"

New Haven International Festival of Arts & Ideas, New Haven, Connecticut \$40,000 toward the costs of programming that supports the cultural heritage and artistic achievements of Africa, Southeast Asia, Latin America and within Muslim communities in the 2000 International Festival of Arts & Ideas

New York Foundation for the Arts, New York, New York \$25,000 toward the costs of "Ambassadors for the Arts Reunion," a planning campaign on behalf of the National Endowment for the Arts' 35th Anniversary

New York Foundation for the Arts, New York, New York \$75,000 toward the costs of the project, "A Cultural Plan for New York City"

Trisha Brown Dance Company, New York, New York \$80,000 toward the costs of activities and performances marking the 30th anniversary of the company

University of Massachusetts at Amherst, Amherst, Massachusetts \$100,000 toward the costs of the New WORLD Theater's "Intersection II," a three day event focusing on international, interdisciplinary and intercultural work in the theater

Urban Institute, Washington, D.C. \$100,000 toward the costs of the new media component of the "Study on Support Mechanisms for Artists in the United States"

Applying Science and Technology

ASIAN RICE BIOTECHNOLOGY NETWORK

Agricultural Genetics Institute, Hanoi, Vietnam \$100,000 for research to utilize molecular marker-aided breeding to develop new elite and hybrid rice varieties with enhanced resistance to bacterial and fungal diseases as well as insect pests for Vietnamese rice farmers

Center for the Application of Molecular Biology to International Agriculture, Canberra, Australia \$50,000 to develop and disseminate new technologies for genetic analysis and its application to rice breeding

Central Research Institute for Food Crops, Bogor, Indonesia \$50,000 to conduct field trials of rice cultivars improved through marker-aided selection of appropriate bacterial leaf blight resistance genes for Java and Bali, Indonesia

China National Rice Research Institute, Hangzhou, China \$5,300 toward the costs of training in nonradioactive protocols for nucleic acid labeling and detection for two scientists from North Korea

China National Rice Research Institute, Hangzhou, China \$50,000 for use by its Research Library for the purchase of journals and periodicals

Chinese Academy of Sciences, Beijing, China \$40,000 for use by its Institute of Genetics to help maintain the capacity to conduct research and provide training in rice biotechnology with a focus on resistance to diseases and improved nutrition

Chinese Academy of Sciences, Beijing, China \$3,000 toward the costs of training in rice biotechnology at the Academy's Institute of Genetics for four scientists from North Korea

Chinese Academy of Sciences, Beijing, China \$30,930 to enable two scientists from North Korea to receive training in rice biotechnology in the laboratory of Zhu Lihuang at the Academy's Institute of Genetics

Chinese Academy of Sciences, Beijing, China \$30,930 to enable two scientists from North Korea to receive training in rice biotechnology in the laboratory of Zhu Zhen at the Academy's Institute of Genetics

Chinese Academy of Sciences, Beijing, China \$60,000 for use by its Institute of Genetics for research on insect resistance and improved starch quality in transgenic rice

Department of Agriculture, Thailand, Bangkok, Thailand \$150,000 for use by its Biotechnology Research and Development Center for research on the molecular characterization of major rice diseases in Thailand such as bacterial blight and blast and the development of disease-resistant rice through molecular-assisted breeding

John Dillé, Rock Hill, South Carolina \$10,000 toward the cost of publishing the Rice Biotechnology Quarterly

Foundation-administered project: \$40,000 toward the costs of producing a book documenting the National Rice Biotechnology Network in India

Foundation-administered project: \$43,800 for administrative support of the Rockefeller Foundation biotechnology program in India

Fudan University, Shanghai, China \$20,000 for use by its Baoshan Agrobiotechnology Center for research to improve rice yield potential through tetraploidization and dihaploidization

G. B. Pant University of Agriculture and Technology, Pantnagar, India \$25,050 for research on the enhancement of resistance to blast in rice

Haryana Agricultural University, Hisar, India \$90,000 for molecular marker and transformation research leading to the development of drought and salinity tolerant varieties of basmati rice for use by Indian farmers

Huazhong Agricultural University, Wuhan, Hubei, China \$45,390 toward the costs of training in rice biotechnology for four scientists from North Korea

Huazhong Agricultural University, Wuhan, Hubei, China \$100,000 toward the costs of research and training on characterizing the biological mechanisms of heterosis and molecular breeding of hybrid rice.

International Centre for Genetic Engineering and Biotechnology, New Delhi, India \$2,100 for research on marker-assisted selection of gall midge resistance in cultivated rice

International Rice Research Institute, Makati City, Philippines \$85,000 for research, in collaboration with the Directorate of Rice Research, Hyderabad, India, on the molecular tagging and introgression of genes for stemborer resistance from wild species of *Oryza* into "new plant type" and other elite breeding lines of rice

International Rice Research Institute, Makati City, Philippines \$26,173 for research, in collaboration with the University of Dhaka, on transformation of rice for enhanced salt tolerance

International Rice Research Institute, Makati City, Philippines \$500,000 to support research advancing the application of biotechnology to rice breeding and the transfer of the results to national rice-breeding programs in Asia

International Rice Research Institute, Makati City, Philippines \$20,000 for research, in collaboration with the Central Rice Research Institute, Cuttack, India, on the use of marker-assisted breeding for bacterial blight and blast resistance in rice varieties adapted for eastern India

International Rice Research Institute, Makati City, Philippines \$50,000 toward the costs of the Fourth International Rice Genetics Symposium held at the Institute in October 2000

Kasetsart University, Bangkok, Thailand \$117,105 to provide in-country M Sc and Ph D training in rice molecular-marker technology and simultaneously conduct research leading to improved rice varieties for Thai farmers

Kasetsart University, Bangkok, Thailand \$72,000 for research on the production of rice ragged stunt disease resistance in Thai rice.

National Crop Experiment Station, Suwon, South Korea \$11,450 to provide additional funds for a study of marker-assisted discovery and transfer of wild quantitative trait loci (QTLs) into elite rice cultivars using advanced backcross QTL analysis, to be undertaken by Biotechnology Career Fellow Ahn Sang-Nag, under the direction of Susan R. McCouch, Department of Plant Breeding, Cornell University, Ithaca, New York

Osmania University, Hyderabad, India \$18,546 to introduce new genes for resistance to insects such as yellow stem borer and brown plant hopper via genetic transformation of rice

Peking University, Beijing, China \$40,000 toward the costs of a study on rice trypsin inhibitor genes and their application to the development of fungal resistance in transgenic plants

Philippine Rice Research Institute, Maligaya, Muñoz, Nueva Ecija, Philippines \$25,000 to enable scientists from developing countries to participate in the Asian Agricultural Congress to be held in Manila, Philippines, Apr 24-27, 2001

Philippine Rice Research Institute, Maligaya Muñoz, Nueva Ecija, Philippines \$273,000 for research in rice biotechnology leading to improved rice varietal development for Philippine farmers

Rural Development Administration, Suwon, South Korea \$66,700 for use by its National Institute of Agricultural Science & Technology for research on the development of map-based cloning and transformation for rice improvement

Swiss Federal Institute of Technology, Zurich, Switzerland \$45,000 for research, in collaboration with the Cuu Long Delta Rice Research Institute, Ormon, Cantho, Vietnam, on genetic transformation to develop Vietnamese rice varieties enriched with vitamin A and higher iron content

Tamil Nadu Agricultural University, Coimbatore, India \$110,100 for use by its Center for Plant Molecular Biology to support rice breeding for southern India through the use of marker-assisted selection

Tamil Nadu Agricultural University, Coimbatore, India \$205,000 to conduct research using molecular markers and plant transformation to develop insect-resistant and drought-tolerant rice varieties for use by farmers in southern India

University of Agricultural Sciences, Bangalore, India \$55,000 for research on molecular marker-assisted introgression of major and multiple genes for enhanced blast resistance in rice

University of Hyderabad, Hyderabad, India \$40,000 for a study of genetic improvement of rice for water-limited environments, to be undertaken by Biotechnology Career Fellow Arjuna R. Reddy at the Department of Biological Sciences, Purdue University, West Lafayette, Indiana

University of Ottawa, Ottawa, Canada \$50,000 to develop and test transgenic rice lines with enhanced tolerance to environmental stresses such as drought and saline soil conditions

University of Zimbabwe, Harare, Zimbabwe \$35,000 toward the costs of a study, "Strengthening Rural Food Security Through Improved Smallholder Soyabean/Maize Production Technologies," to be undertaken by Food Security Career Development Fellow Sheunesu Mpepereki

West Africa Rice Development Association, Bouake, Ivory Coast \$55,000 for research, in collaboration with Cornell University and the Institute of Agricultural Research for Development, Cameroon, on the development of molecular markers for resistance to rice yellow mottle virus



Photograph Excised Here

West Africa Rice Development Association, Bouake, Ivory Coast: \$205,850 to strengthen rice biotechnology research, including the use of anther culture to produce interspecific hybrids between Asian and African rice

Zhejiang Agricultural University, Hangzhou, China: \$80,000 for breeding, safety evaluation and insect-resistance management for rice modified to express an insecticidal protein from the bacterium *Bacillus thuringiensis*.

INTEGRATED NUTRIENT AND ENVIRONMENTAL MANAGEMENT

Africa University, Mutare, Zimbabwe: \$56,000 to train soil and plant analytical laboratory technologists in southern Africa in procedures for data quality control and equipment maintenance, in order to improve the quality and relevance of data provided to scientists working on soil fertility problems of poor farmers.

Brazilian Agricultural Research Enterprise, Brasilia, Brazil: \$102,984 for use by Embrapa Milho e Sorgo toward the costs of conducting two training workshops on the theme, Improving Phosphorous Acquisition Efficiency in Marginal Soils, in Sahelian West Africa and southern Africa.

Brazilian Agricultural Research Enterprise, Brasilia, Brazil: \$3,968 toward the costs of publication of the proceedings of a workshop entitled, Improving Phosphorous Acquisition Efficiency in Marginal Soils.

Cornell University, Ithaca, New York: \$85,000 for use by its Albert R. Mann Library toward the continued education on and marketing of the Essential Electronic Agricultural Library in Africa.

Foundation-administered project: \$75,000 for an external review of Rockefeller Foundation-funded programs at the Department of Research and Specialist Services, Ministry of Lands and Agriculture, Zimbabwe.

Foundation-administered project: \$80,000 to support the work of a team of consultants who will systematize, analyze and assess the current Food Security soil fertility and integrated nutrient-management program in sub-Saharan Africa, providing recommendations for program integration and future directions.

Foundation-administered project: \$17,772 toward the costs of a meeting to develop a strategy for improving African soil fertility to be held in Bellagio, Italy, in June 2001.

Inter-American Development Bank, Washington, D.C.: \$150,000 for use by the Technical Administrative Secretariat of its Regional Fund for Agricultural Technology in Latin America and the Caribbean during its consultation phase.

International Center for Information on Cover Crops, Tegucigalpa, Honduras: \$95,000 to support the development and maintenance of a database to store and manage information related to green-manure cover-crop systems in the tropics.

International Centre for Research in Agroforestry, Nairobi, Kenya: \$482,954 to support research and development to promote wider adoption of agroforestry technologies such as improved fallow for soil-fertility management by smallholder farmers in southern Africa.

International Centre for Research in Agroforestry, Nairobi, Kenya: \$665,400 to develop the techniques and capacity for remote sensing of soil quality in Africa and its application in better targeting of integrated nutrient-management technologies.

International Institute of Rural Reconstruction, Silang, Philippines: \$15,000 toward the costs of a workshop on managing the process of scaling up sustainable agriculture initiatives, held in Silang, Philippines, March/April 2000.

International Institute of Tropical Agriculture, Ibadan, Nigeria: \$50,000 for support of the International Symposium on Balanced Nutrient Management Systems, held Oct. 9-12, 2000, in Cotonou, Republic of Benin.

International Institute of Tropical Agriculture, Miami, Florida: \$150,000 for research on technical constraints to widespread adoption of the legume *Mucuna pruriens* as a companion crop in green-manure cover-crop systems used by smallholder farmers in the tropics.

International Maize and Wheat Improvement Center, Mexico City, Mexico: \$20,000 to support the development and maintenance of a database for storage and management of information related to green-manure cover-crop systems in the tropics.

International Maize and Wheat Improvement Center, Mexico City, Mexico: \$1,276,200 to support a regional network of scientists in southern Africa developing technologies, policies and institutional instruments for more widespread use of improved soil-fertility management options by poor farmers in southern Africa.

Kenya Agricultural Research Institute, Nairobi, Kenya \$15,000 toward the costs of the 18th Conference of the Soil Science Society of East Africa held in November 2000 in Mombasa, Kenya

Kenya Agricultural Research Institute, Nairobi, Kenya \$17,000 for use by the National Dryland Farming Research Center, Katumani, to support publication of reports on Phase I of the Collaboration on Agricultural/Resource Modeling and Applications in Semi-Arid Kenya, and development of Phase II of the project.

Kenya Agricultural Research Institute, Nairobi, Kenya \$37,032 for use by the Embu Regional Research Centre to support the continuation of the long-term soil organic matter-modeling project at Machang'a and Mutuobare agricultural research stations

Kenyatta University, Nairobi, Kenya \$65,000 to provide studentships and related expenses for research on the enhancement of soil productivity by use of low-input technologies on the smallholder farms of the central highlands of Kenya

Ministry of Agriculture and Irrigation, Malawi, Lilongwe, Malawi \$187,621 to support research at the Chitedze Agricultural Research Station of Malawi on development and dissemination of integrated soil-fertility management technologies for improving food security on smallholder farms in Malawi

Ministry of Agriculture and Irrigation, Malawi, Lilongwe, Malawi \$35,000 for use by its Department of Agricultural Research and Technical Services toward the costs of conducting and analyzing nationwide agronomic trials on improved organic technologies for maize production by smallholder farmers of Malawi

Ministry of Lands and Agriculture, Zimbabwe, Causeway, Zimbabwe \$59,000 for use by the Agronomy Research Institute of the Department of Research and Specialist Services, to continue development of integrated soil-fertility management strategies for smallholder farmers in Zimbabwe

Ministry of Lands and Agriculture, Zimbabwe, Causeway, Zimbabwe \$12,375 for use by the Department of Research and Specialist Services, toward the costs of a consultative process for the development of a strategic plan on integrated nutrient-management research for the smallholder farming sector in Zimbabwe

Ministry of Lands and Agriculture, Zimbabwe, Causeway, Zimbabwe \$100,000 for use by its Chemistry and Soils Research Institute to support the development of appropriate processing, preservation and utilization technologies for soybeans and other legumes in order to improve food and nutritional security within poor rural households in Zimbabwe

Ministry of Lands and Agriculture, Zimbabwe, Causeway, Zimbabwe \$19,580 for use by its Agronomy Research Institute to support microeconomics research on soil-fertility management technologies being tested on farmers' fields

Ministry of Lands and Agriculture, Zimbabwe \$35,000 for a policy dialogue, administered through the Agricultural Production and Food Security Task Force, on enhancing smallholder farmer food security through improved cropping systems

National Agricultural Research Organization, Entebbe, Uganda \$118,000 for the establishment of a Geographical Information System facility and national soils-reference database

Sustainable Community Oriented Development Programme, Segu, Kenya \$676,850 to continue implementation of farmer-participatory trial programs for farm input supply to promote crop biodiversity, and to develop appropriate integrated nutrient-management practices for increased agricultural development

Tropical Soil Biology and Fertility Programme, Nairobi, Kenya \$32,034 for collaborative research with the Department of Agricultural Economics and Extension, University of Zimbabwe, on the economics of using animal manure for soil-fertility management by poor farmers in resettled communal lands of Zimbabwe

Tropical Soil Biology and Fertility Programme, Nairobi, Kenya \$82,800 to develop and disseminate improved technologies for managing animal manure for improved soil fertility and crop yields on smallholder farmers' fields in Zimbabwe and Malawi

Tropical Soil Biology and Fertility Programme, Nairobi, Kenya \$15,000 toward the costs of the Ninth African Association of Biological Nitrogen Fixation Congress held in Nairobi, Kenya, September 2000

Tropical Soil Biology and Fertility Programme, Nairobi, Kenya \$9,000 for support of the All African Biological Nitrogen Fixation Congress held in Nairobi, September 2000

Tropical Soil Biology and Fertility Programme, Nairobi, Kenya \$400,000 to support research on soil biology and ecology as a component of integrated soils management in African farming systems

Tropical Soil Biology and Fertility Programme, Nairobi, Kenya \$21,605 for support of a symposium on organic resource-management technologies held in Nairobi, Kenya September 2000

University of Berne, Berne, Switzerland \$106,856 for use by the Natural Resources Monitoring, Modeling, and Management project toward the costs of field research in Kenya on developing natural resource-management tools for use by farmers, planners and policymakers

University of Malawi, Zomba, Malawi \$19,000 toward the costs of coordinating activities of the Economics and Policy Working Group - Malawi, an initiative within the Soil Fertility Network for Maize-Based Farming Systems in Malawi

University of Missouri-Columbia, Columbia, Missouri \$6,000 to continue its collaboration with the Kenya Agricultural Research Institute to complete the book, "Transforming the Agricultural Research System in Kenya: Lessons for Africa"

University of Nairobi, Nairobi, Kenya \$10,634 to support a workshop on environmental management and poverty alleviation in the Lake Victoria Basin

University of Zimbabwe, Harare, Zimbabwe \$20,800 toward the costs of coordinating activities of the Economics and Policy Working Group for Smallholder Food Security in Africa

RESILIENT CROPS FOR CHALLENGING ENVIRONMENTS

Abraham Blum, Tel Aviv, Israel \$60,000 to establish a Web site to serve the information and communication needs of scientists working to create more resilient crop species for less favorable environments worldwide, with emphasis on drought tolerance in cereals

Center for the Application of Molecular Biology to International Agriculture, Canberra, Australia \$100,000 for the adaptation, optimization and provision of microarray-based technologies for marker-assisted selection of maize germplasm for *Stinga* resistance

Cuu Long Delta Rice Research Institute, Omon, Cantho, Vietnam \$160,000 to conduct rice-biotechnology research leading to improved rice varieties for Vietnamese farmers

Donald Danforth Plant Science Center, St. Louis, Missouri \$55,000 toward the costs of a symposium on the Genetic Improvement of Crop Plants for Production in Water-Limited Environments, to be held in St. Louis, Missouri, 2001

Emmanuel Okogbenin, Ibadan, Nigeria \$16,500 toward the costs of research on the genetic mapping of cassava at the International Center for Tropical Agriculture, Cali, Colombia

Foundation-administered project \$80,000 toward the costs of operating the Foundation's program on applying science and technology to improving food security

Foundation-administered project \$20,000 to support the participation of developing-country scientists in the Second International Apomixis Conference to be held in Como, Italy, Apr 24-28, 2001

Haryana Agricultural University, Hissar, India \$30,741 for research and Ph.D. training leading to the use of molecular markers to enhance disease resistance in sorghum

Indira Gandhi Agricultural University, Raipur, India \$160,000 for research on field screening, molecular genetic analysis, and breeding leading to more drought tolerant and gall midge-resistant rice varieties

Institute of Agricultural Sciences of Rwanda, Butare, Rwanda \$13,000 toward the costs of research conducted in collaboration with the International Center for Tropical Agriculture and other national agricultural-research organizations on genetic improvement of bush and climbing beans for smallholder production in Africa

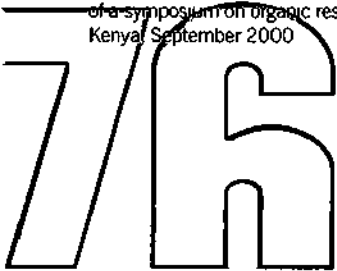
International Center for Tropical Agriculture, Cali, Colombia \$449,000 toward the costs of research conducted in collaboration with national agricultural-research organizations on genetic improvement of bush and climbing beans for smallholder production in Africa

International Center for Tropical Agriculture, Cali, Colombia \$160,000 to support ongoing research using advanced biotechnologies to produce more resilient and higher-yielding rice varieties for Latin America

International Center for Tropical Agriculture, Cali, Colombia \$321,000 for research on the molecular mapping of genes conferring resistance to the cassava mosaic disease.

International Centre of Insect Physiology and Ecology, Nairobi, Kenya \$75,000 for research on the characterization of allelochemicals involved in *Stinga* suppression by *Desmodium* species and screening for related signals in selected legumes

International Centre of Insect Physiology and Ecology, Nairobi, Kenya \$104,962 to continue support for its collaboration with the Uganda National Banana Research Program on socioeconomic studies to support technology development for banana-cropping systems including integrated pest management



International Crops Research Institute for the Semi-Arid Tropics, Andhra Pradesh, India \$98,000 to conduct a workshop and training course on state-of-the-art field screening of cereals, with emphasis on rice, for drought tolerance, as part of a national program for genetic improvement of this trait

International Crops Research Institute for the Semi-Arid Tropics, Andhra Pradesh, India \$209,988 for field screening and molecular genetic analysis aimed at creating more resilient crops, with emphasis on improving drought tolerance in cereals

International Crops Research Institute for the Semi-Arid Tropics, Andhra Pradesh, India \$530,446 to support a joint research project with the Institut de Economie Rurale, Mali, on Guinea Sorghum Hybrids: Bringing the Benefits of Hybrid Technology to a Staple Crop of Sub-Saharan Africa

International Institute of Tropical Agriculture, Ibadan, Nigeria \$991,680 to support the development of integrated pest-management techniques for banana weevil control

International Institute of Tropical Agriculture, Ibadan, Nigeria \$240,000 for the development and use of molecular markers linked to genes conferring resistance to African cassava mosaic disease in African cassava germplasm

International Institute of Tropical Agriculture, Ibadan, Nigeria \$18,420 toward the costs of publication and distribution of the proceedings of the World Cowpea Research Conference III, held in Ibadan, Nigeria, September 2000

International Maize and Wheat Improvement Center, Mexico City, Mexico \$274,550 toward the costs of the on-farm testing and seeds component of the Southern Africa Drought and Low Soil Fertility Network's project to develop drought-tolerant varieties of maize

International Maize and Wheat Improvement Center, Mexico City, Mexico \$285,700 for research on engineering resistance in maize to the parasitic weed *Striga*, one of the major constraints to crop production in Africa

International Maize and Wheat Improvement Center, Mexico City, Mexico \$10,000 toward the costs of a series of workshops on maize agronomy to be organized by the Center's Eastern and Central African Maize and Wheat Research Network and held in Uganda, Tanzania and Kenya

International Plant Genetic Resources Institute, Rome, Italy \$170,000 for use by its International Network for the Improvement of Banana and Plantain for research to determine banana baseline information for eastern and southern Africa.

International Plant Genetic Resources Institute, Rome, Italy \$13,651 for use by its International Network for the Improvement of Banana and Plantain for research to identify and collect the original edible diploid germplasm of East African Highland Bananas

John Innes Centre, Norwich, United Kingdom \$157,400 toward the costs of studentships for a cooperative program on rice biotechnology with the West Africa Rice Development Association, Ivory Coast

Lowlands Agricultural and Technical Services Limited, Kisumu, Kenya \$3,000 to enable staff member Moses Onim to visit the Maharashtra Hybrid Seed Company, Hyderabad, India, to discuss seed-processing and marketing strategies.

Kenya Agricultural Research Institute, Nairobi, Kenya \$22,000 toward the costs of research conducted in collaboration with national agricultural research organizations on genetic improvement of bush and climbing beans for smallholder production in Africa

Kenya Agricultural Research Institute, Nairobi, Kenya \$3,303 toward the costs of seed multiplication and dissemination of *Striga*-resistant maize varieties in *Striga*-infested areas of western Kenya

Kenya Agricultural Research Institute, Nairobi, Kenya \$350,000 for improving banana production in Kenya through distribution of clean planting material produced via tissue culture

Kenya Agricultural Research Institute, Nairobi, Kenya \$69,115 for use by the National Agricultural Research Laboratories to support the activities of the Legume Research Network Project and the coordination of the Soil Management Projects at sites in Kissii and Kitale

Kenya Agricultural Research Institute, Nairobi, Kenya \$8,786 toward the costs of a workshop to discuss sustainable seed systems for small-scale farmers in sub-Saharan Africa, held in Kenya, Mar. 13-15, 2000

Kenya Agricultural Research Institute, Nairobi, Kenya \$90,000 toward project costs for accelerated multiplication and distribution of healthy planting materials of improved cassava varieties in western Kenya

Makerere University, Kampala, Uganda \$9,980 to support the Fifth Triennial Congress of the Africa Potato Association to be held in Kampala, Uganda

Makerere University, Kampala, Uganda \$90,815 to support the micropropagation of selected banana cultivars for Ugandan farmers

Michigan State University, East Lansing, Michigan \$26,000 for use by Michigan State University Press to edit and publish "Cassava: Africa's Best-Kept Secret," and to ship 750 copies of the finished book to the International Institute of Tropical Agriculture for free distribution in Africa

Ministry of Agriculture, Lilongwe, Malawi \$169,565 for use by its Department of Agricultural Research and Technical Services toward project costs for improving farmers' maize yields through managing maize streak virus, Turicum leaf blight and gray leaf spot diseases

National Agricultural Research Organization, Entebbe, Uganda \$250,000 to support the banana cropping-systems project

National Agricultural Research Organization, Entebbe, Uganda \$41,000 toward the costs of research conducted in collaboration with the International Center for Tropical Agriculture and other national agricultural-research organizations on genetic improvement of bush and climbing beans for smallholder production in Africa.

National Center for Genetic Engineering and Biotechnology, Bangkok, Thailand \$85,000 to identify quantitative trait loci for drought tolerance in rice and test their efficacy for marker-assisted rice breeding

National Institute for Agronomic Research, Maputo, Mozambique \$249,450 for support to the national maize-breeding program in Mozambique

Purdue University, West Lafayette, Indiana \$237,808 for research to produce more durable resistance in sorghum to the parasitic weed *Striga* by characterizing the mechanisms of resistance and the genes responsible, and then combining them in ways that enhance durability of resistance

Purdue University, West Lafayette, Indiana \$40,000 toward the costs of a workshop on developing a strategy on biotechnology for cowpea improvement in Africa, to be held in Dakar, Senegal

Rice Research Institute, Bangkok, Thailand \$150,000 to conduct field screening of rice for drought tolerance at multiple locations in Thailand's drought-prone north and northeastern regions

Rothamsted Experimental Station, Hertfordshire, United Kingdom \$5,000 for use by the Institute of Arable Crops Research for research on the characterization of allelochemicals involved in *Striga* suppression by *Desmodium* spp. and screening for related signals in selected legumes.

Tamil Nadu Agricultural University, Coimbatore, India \$84,500 for research on identifying genes associated with water stress tolerance in rice

Tropical Soil Biology and Fertility Programme, Nairobi, Kenya \$10,422 to support publishing a Web page and preparation of the proceedings of the Forum for Organic Resource Management and Agricultural Technologies symposium held in Nairobi, Kenya, September 2000

United States Department of Agriculture, Washington, D.C. \$10,000 for use by the Plant Genome Research Program of the Agricultural Research Service for support of travel of Third World scientists to attend the Plant and Animal Genome IX meeting held in San Diego, California, Jan. 13-17, 2001

University of Agricultural Sciences, Bangalore, India \$55,000 to identify molecular markers for drought tolerance and utilize them in a rainfed rice-breeding program

University of Hyderabad, Hyderabad, India \$480,000 to conduct rice genomic research and provide leadership and coordination to the national Indian network on rice improvement for drought tolerance

University of Nairobi, Nairobi, Kenya \$66,760 for research on the effects of maize and sesame mixed or rotation cropping systems on *Striga* infestation

University of Ottawa, Ottawa, Canada \$70,000 to undertake research and conduct biosafety assessments of transgenic crops with new genes for insect resistance

University of Zimbabwe, Harare, Zimbabwe \$87,150 for research on improving disease resistance in cowpea through genetic engineering

West Africa Rice Development Association, Bouake, Ivory Coast \$67,000 toward the costs of a workshop on Sustainable Rice-Based Production in Africa, to be held in M'Be, Côte d'Ivoire, Apr. 9-12, 2001

West Africa Rice Development Association, Bouake, Ivory Coast \$380,100 toward project costs for building West African capacity in rice-breeding research



Photograph Excised Here

Yvonne Lokko, Accra, Ghana: \$31,500 to conduct research at the International Institute of Tropical Agriculture, leading to a Ph.D. degree from the University of Ghana, on the genetic analysis of host plant resistance to African cassava mosaic disease

Enabling Farmer Participation

CROPS PRODUCTION SYSTEMS

Center for Research and Advanced Studies of the National Polytechnic Institute, Mexico City, Mexico: \$108,000 to engineer cereal plants for increased tolerance to aluminum toxicity in soils and enhanced phosphate uptake

International Center for Information on Cover Crops, Tegucigalpa, Honduras: \$67,000 toward the costs of a workshop on expanding uses of Mucuna and investigating the problems of anti-nutritional factors in the plant, held in Tegucigalpa, Honduras, Apr. 26–29, 2000

International Centre for Research in Agroforestry, Nairobi, Kenya: \$18,500 for two workshops focusing on Integrated Assessment of Soil and Water Quality in the Lake Victoria Basin of East Africa and Intensification in the East African Highlands. The Dynamics of Agroforestry and Livestock Strategies for Building Natural Resource Capital

International Livestock Research Institute, Nairobi, Kenya: \$45,000 to develop a spatially referenced crop- and livestock-production database for eastern and southern Africa

Kenya Agricultural Research Institute, Nairobi, Kenya: \$38,874 to continue support for on-farm research in improved soil management at sites of the Kisumu Regional Research Centre

Kenya Agricultural Research Institute, Nairobi, Kenya: \$41,126 to continue support for on-farm research in improved soil management at the Kitale Regional Research Centre

Michigan State University, East Lansing, Michigan: \$18,750 for use by the Department of Agricultural Economics to continue supporting research on developing profitable downstream fertilizer-supply channels for smallholders in western Kenya

National Agricultural Research Organization, Entebbe, Uganda: \$5,774 toward the costs of a workshop organized by NARO's Namulonge Agricultural and Animal Production Research Institute to discuss sustainable seed systems for small-scale farmers in Uganda

John Ongecha, Kisumu, Kenya: \$30,000 for research on soil fertility enhancement as a strategy for managing beanfly infestation in maize-bean systems in East Africa

Scientific and Industrial Research and Development Centre, Harare, Zimbabwe: \$9,108 for use by the Biotechnology Research Institute to enable a Rockefeller Foundation-funded biotechnologist to attend and present a paper at the Sixth International Congress of Plant Molecular Biology held in Quebec, Canada, Jun. 18–24, 2000, and to visit collaborating scientists in the United States and Europe

Siaya Community Oriented Development Programme, Segia, Kenya: \$77,000 for further development and implementation of farmer participatory trial programs to promote the use of the appropriate fertilizer types and crop residue management practices in order to restore soil fertility and improve food production in smallholder farming systems in western Kenya

Sustainable Agricultural Centre for Research and Development in Africa, Bungoma, Kenya: \$5,000 toward the costs of creating better growing opportunities for legumes within the maize-legume intercropping systems in east Africa

Texas A&M University, College Station, Texas: \$10,000 for use by the Texas Agricultural Experiment Station to support the participation of African scientists in the 16th Symposium of the International Farming Systems Association held in Santiago, Chile, Nov. 27–29, 2000

University of Malawi, Zomba, Malawi: \$59,125 for use by Bunda College of Agriculture to conduct a study on the socioeconomic factors affecting the adoption of organic soil fertility management technologies by smallholder farmers in Malawi

Youth for Action, Hyderabad, India: \$155,000 to support strengthening farmers' capacity for innovation in a semi-arid region in India and to test a participatory model for agricultural technology adaptation and diffusion

IMPROVED CROP VARIETIES AND SEED PRODUCTION

International Maize and Wheat Improvement Center, Mexico City, Mexico \$427,000 toward project costs for strengthening maize seed supply systems for small-scale farmers in western Kenya and Uganda

Ministry of Lands and Agriculture, Zimbabwe, Causeway, Zimbabwe \$139,970 for use by the Department of Research and Specialist Services toward support of maize open-pollinated varieties ecosystem breeding in Zimbabwe

West Africa Rice Development Association, Bouake, Ivory Coast \$371,140 toward the costs of a project to develop farmer participatory approaches to technology development and dissemination in Mali and Nigeria

PARTNERSHIP FOR SOIL, WATER AND NUTRIENT MANAGEMENT

Environmental Action Team, Kitale, Kenya \$112,527 to continue support for adaptive research on biological alternatives for soil-fertility management for maize production

Foundation-administered project: \$85,000 to strengthen the Food Security's Partnerships for Soils, Water and Nutrient Management program through the establishment of an advisory committee and consultation with experts on strategic program areas, and through the promotion of linkages and exchange of experiences among grantees

Infanta Integrated Community Development Assistance, Inc., Quezon, Philippines \$50,000 to strengthen and document its more than 20 years of community-based field work and to explore participatory approaches for agricultural innovation and diffusion

International Institute of Rural Reconstruction, Silang, Philippines \$30,000 to support an international conference on advancing participatory technology development to be held in the Philippines, 2001

Kenya Agricultural Research Institute, Nairobi, Kenya \$160,227 toward the costs of incorporating the Farmer Field School approach to agricultural innovation and diffusion into its programs on soil-management and legume research

National Institute of Soils and Fertilizers, Hanoi, Vietnam \$98,000 to establish and implement integrated crop management Farmer Field Schools in northern Vietnam, and to document and analyze the process

Network for Studies on Rural Development, Chapingo, Mexico \$92,000 toward the costs of a pilot project that will test the feasibility and potential of 60 Farmer Field Schools in the states of Oaxaca and Chiapas, Mexico

PELUM Association, Harare, Zimbabwe \$51,000 to support a series of workshops organized by the PELUM Association and its partner organizations in eastern and southern Africa focusing on the analysis of constraints and opportunities for promoting sustainable agriculture in the region

Swedish University of Agricultural Sciences, Uppsala, Sweden \$46,000 for use by its Department of Rural Development Studies to support an African student in the Master's Programme in Development Research, Application and Theory, focusing on the Farmer Field School approach to technology adaption and diffusion

University of Malawi, Zomba, Malawi \$25,000 to support the Agricultural and Policy Research Unit of Bunda College of Agriculture, for a study on the social costs of soil erosion and its effects on food productivity, incomes and food security in Malawi

University of Zimbabwe, Harare, Zimbabwe \$38,000 to support the Department of Agricultural Economics and Extension to conduct research on factors that influence farmers' adoption of soil-fertility management technologies and the effects of alternative farm policies on increased use of these technologies by smallholder farmers in Zimbabwe

Vicente Guerrero Rural Development Project, Tlaxcala, Mexico \$98,000 to strengthen and document the more than 20 years of its facilitation of farmer-led agricultural-technology dissemination in Mexico

Zimbabwe Institute of Permaculture, Harare, Zimbabwe \$191,670 for use by the Schools and Colleges Permaculture Programme to promote changes in the curricula of primary, secondary and tertiary education to incorporate sustainable agricultural principles and income-generating activities to improve the food security of smallholder farmers in Zimbabwe

Strengthening Policies and Institutions

BIOSAFETY AND INTELLECTUAL PROPERTY

International Maize and Wheat Improvement Center, Mexico City, Mexico \$700,000 for strengthening intellectual-property and technology-transfer management at key centers of the Consultative Group on International Agricultural Research

International Maize and Wheat Improvement Center, Mexico City, Mexico \$47,300 for analysis of the distribution of welfare from the introduction of transgenic cotton varieties in Mexico

International Rice Research Institute, Makati City, Philippines \$700,000 for strengthening intellectual-property and technology-transfer management at key centers of the Consultative Group on International Agricultural Research

International Rice Research Institute, Makati City, Philippines \$25,000 toward the costs of a workshop on the Impact on Research and Development of Sub-Genes Approaches to Plant Variety Protection of Rice in Developing Countries, held at IRRI, February 2000

International Service for the Acquisition of Agri-Biotech Applications, Ithaca, New York \$40,000 to conduct a preliminary freedom-to-operate review for provitamin A rice (Golden Rice), in part as a model for training programs on intellectual-property rights

International Service for the Acquisition of Agri-Biotech Applications, Ithaca, New York \$50,000 to conduct a feasibility study on the evaluation and deployment of rice genetically modified to produce provitamin A in the endosperm

Scientific and Industrial Research and Development Centre, Harare, Zimbabwe \$4,615 to provide training in biosafety protocols for a scientist responsible for introducing and monitoring such protocols at the Centre

Stanford University, Stanford, California \$20,000 for use by Stanford Law School toward the costs a conference on Intellectual Property and Global Biotechnology, held at the Bellagio Study and Conference Center, Bellagio, Italy, Mar 27-31, 2000

United Nations Industrial Development Organization (UNIDO), Vienna, Austria \$47,460 for the further development and dissemination of an interactive computerized decision-support system for assessing risks arising from the use of genetically modified crop plants

POLICY ANALYSIS FOR EQUITABLE DEVELOPMENT

African Crop Science Society, Rustenburg, South Africa \$95,570 to support the participation of Forum Principal Investigators and students in the Fifth All Africa Crop Science Congress, to be held in Nigeria, 2001

Foundation-administered project: \$111,000 to help strengthen the program and governance structure of the Initiative for Development and Equity in African Agriculture

Government of Malawi, Lilongwe, Malawi \$35,000 for use by the Office of the Vice President to support the Policy Analysis Initiative for evaluation of government policies in the areas of natural and environmental resources for sustainable development in Malawi

International Crops Research Institute for the Semi-Arid Tropics, Andhra Pradesh, India \$438,900 to support research and development of technologies, policies and institutional mechanisms to promote wider adoption of improved soil fertility management options by smallholder farmers in the semi-arid zone of Zimbabwe

John Innes Centre, Norwich, United Kingdom \$15,000 to enable developing-country speakers to participate in the conference, Global Agriculture 2020 Which Way Forward? to be held in Norwich, Apr 18-20, 2001

Steven Were Omamo, Njoro, Kenya \$26,000 for a study of agricultural markets and institutions with special reference to implications for policy reform in Africa

University of Pretoria, Pretoria, South Africa \$97,000 to conduct research on the diffusion to, and adoption of, agricultural biotechnologies by smallholder farmers in South Africa

University of Zimbabwe, Harare, Zimbabwe \$22,100 toward the costs of a book on how Africans are leading the process of agricultural development in Africa entitled, "The Termite Strategy Transforming Rural Africa From Within"

LOCAL UNIVERSITY CAPACITY BUILDING

FORUM ON AGRICULTURAL RESOURCES HUSBANDRY

Africa University, Mutare, Zimbabwe \$2,200 to provide field training for African graduate students in the agricultural sciences and to support research on soil-management options for improved groundnut production in Zimbabwe

Chiang Mai University, Chiang Mai, Thailand \$180,000 for use by its Faculty of Agriculture to support its Master of Science in Agricultural Systems degree program

Cornell University, Ithaca, New York \$900,000 to support the training of an interdisciplinary cohort of fellows from eastern and southern Africa at the Ph D level in topics related to integrated nutrient management for Africa

Egerton University, Njoro, Kenya \$4,400 to provide field training for African graduate students in the agricultural sciences and to support the development of production-technology packages for wheat/chickpea-rotation cropping systems in Kenya

Egerton University, Njoro, Kenya \$4,600 to support research on overcoming constraints to increased groundnut production

Egerton University, Njoro, Kenya \$69,800 to provide field training for African graduate students in the agricultural sciences and to support soil-science research on nitrogen-efficiency management in the vertisols in western Kenya.

Foundation-administered project: \$24,909 for work on maize improvement breeding programs for Kenya and other African countries

Foundation-administered project: \$75,000 for costs associated with managing the Foundation's program, Forum on Agricultural Resource Husbandry in Sub-Saharan Africa

Jomo Kenyatta University of Agriculture and Technology, Nairobi, Kenya \$37,273 to provide training for African graduate students in the agricultural sciences and to support research on the use of natural chemical compounds from native plant species for control of pests and pathogens

Jomo Kenyatta University of Agriculture and Technology, Nairobi, Kenya \$67,579 to provide training for African graduate students and to support biotechnological research for transformation of vitamin A-rich Kenyan sweet potato cultivars for resistance to weevils

Jomo Kenyatta University of Agriculture and Technology, Nairobi, Kenya \$69,844 to provide field training for African graduate students in the agricultural sciences and to support research for increasing pigeon pea (*Cajanus cajan*) production

Kenyatta University, Nairobi, Kenya \$4,800 for use by its Department of Zoology to provide field training for African graduate students in the agricultural sciences and to support studies on the impact of agroforestry and intercropping on insect pests

Kenyatta University, Nairobi, Kenya \$45,000 for research on the enhancement of soil productivity by use of low-input technologies on the smallholder farms of the central highlands of Kenya

Kenyatta University, Nairobi, Kenya \$60,000 to provide field training for African graduate students in the agricultural sciences and to support research on the control of root-knot nematodes in smallholder maize/bean intercropping systems in Kenya

Makerere University, Kampala, Uganda \$64,794 to provide field training for African graduate students in the agricultural sciences and to support research on disease-resistant banana mutants and banana micropropagation systems

Makerere University, Kampala, Uganda \$75,031 to provide field training for African graduate students in the agricultural sciences and to support research on the genetic diversity and improvement of banana cultivars in Uganda

Makerere University, Kampala, Uganda \$85,000 to provide field training for African graduate students in the agricultural sciences and to support studies on increasing potato production through selection of varieties resistant to late blight disease and through the judicious use of fungicides

Makerere University, Kampala, Uganda \$65,000 to provide field training for African graduate students in the agricultural sciences and to support research on soybean rust, the primary disease of soybeans in Uganda.

Makerere University, Kampala, Uganda \$12,500 for use by its Faculty of Agriculture to further the development of its programs

Makerere University, Kampala, Uganda \$5,000 to provide a preparation grant for the development of a project involving the rehabilitation of degraded rangelands in Uganda through the introduction of forage/fodder legumes as cover crops

Makerere University, Kampala, Uganda \$64,533 to provide field training for African graduate students in the agricultural sciences and to support integrated pest management in Uganda where cassava mosaic virus is pandemic

Makerere University, Kampala, Uganda \$64,584 to provide field training for African graduate students in the agricultural sciences and support research in overcoming constraints to increased sorghum production in the dry farming regions of Uganda

Makerere University, Kampala, Uganda \$65,000 to provide field training for African graduate students in the agricultural sciences and to support economic research on the adoption of integrated pest-management technologies developed for cowpea and groundnuts in eastern Uganda

Makerere University, Kampala, Uganda \$65,000 to provide field training for African graduate students in agricultural sciences and to support research in identifying drought stress tolerant banana cultivars.

Makerere University, Kampala, Uganda \$65,000 to provide field training for African graduate students in the agricultural sciences and to support research on overcoming constraints to increased maize production

Makerere University, Kampala, Uganda \$65,000 to provide field training for African graduate students in the agricultural sciences and to support research on overcoming constraints to increased sweet potato production.

Makerere University, Kampala, Uganda \$65,000 to provide field training for African graduate students in the agricultural sciences and to support research on the use of intercrops in overcoming constraints to increased cassava production

Makerere University, Kampala, Uganda \$65,000 to provide field training for African graduate students in the agricultural sciences and to support economic research on factors affecting technology adoption for improved sorghum production in eastern Uganda

Makerere University, Kampala, Uganda \$65,000 to provide field training for African graduate students in the agricultural sciences and to support research to increase sesame production in the dry regions of Uganda

Makerere University, Kampala, Uganda \$65,000 to provide field training for African graduate students in the agricultural sciences and to support water balance research studies in the semi-arid areas of Lake Kyoga basin in Uganda

Makerere University, Kampala, Uganda \$85,000 to provide field training for African graduate students in the use of biometrics and applied statistics for solving agricultural problems in Uganda

Makerere University, Kampala, Uganda \$75,000 to provide field training for African graduate students in the agricultural sciences and to develop a decision support system for sustainable productivity of the banana-based cropping systems of the Lake Victoria basin

Makerere University, Kampala, Uganda \$75,000 to provide field training for African graduate students in the agricultural sciences and to support research on the economic evaluation of linkages between agricultural commercialization and the use of purchased inputs in Uganda

Makerere University, Kampala, Uganda \$99,233 to provide training for African graduate students in the agricultural sciences and to support specifically the outreach activities associated with integrated pest management strategies for small-scale farmers in eastern Uganda

Moi University, Eldoret, Kenya \$2,400 to provide field training for an African graduate student in the agricultural sciences and to support the Phosphate Rock Evaluation Project (PREP) to include research on market potential and farmer acceptance of the PREP-PAC as a soil fertility tool in western Kenya

Moi University, Eldoret, Kenya \$4,800 to provide field training for African graduate students in the agricultural sciences and to support the project, PREP—a strategy for replenishing productivity to low fertility patches in smallholders' fields of western Kenya

Moi University, Eldoret, Kenya \$5,000 for use by its faculty of agriculture to further the development of its programs.

Moi University, Eldoret, Kenya \$5,000 to provide a preparation grant for the development of a project involving all stakeholders in the incorporation of forest regeneration in the Shamba system of crop production

Moi University, Eldoret, Kenya \$62,400 to provide field training for African graduate students in the agricultural sciences and to support research on social factors affecting adoption of agroforestry systems technology in western Kenya

University of Malawi, Zomba, Malawi \$171,000 for use by Bunda College of Agriculture toward the costs of the Fourth Forum Regional Meeting, held in Lilongwe, Malawi, Jul 10–14, 2000

University of Malawi, Zomba, Malawi \$4,695 for use by Chancellor College as a preparation grant for research to enhance yam production that will provide field training for African graduate students in the agricultural sciences


University of Malawi, Zomba, Malawi \$4,800 for use by Bunda College of Agriculture to provide field training for African graduate students in the agricultural sciences and to support the development of vascular puncture technique and identification of biologically and epidemiologically different maize streak virus isolates

University of Malawi, Zomba, Malawi \$64,800 for use by Bunda College to provide field training for African graduate students in the agricultural sciences and to support research on the biology, ecology and control of *Striga* infestations in cereals

University of Malawi, Zomba, Malawi \$65,174 to provide field training for African graduate students in the agricultural sciences and to support research on agroforestry interventions in central Malawi

University of Malawi, Zomba, Malawi \$68,339 for use by Bunda College of Agriculture to provide field training for African graduate students in the agricultural sciences and to support research in agricultural economics on the use of soybeans and pigeon peas for soil-fertility management in Malawi

University of Nairobi, Nairobi, Kenya \$3,600 to provide field training for African graduate students in the agricultural sciences and to support an assessment of the dissemination and adoption of improved fodder trees by women farmers in Embu District, Kenya



University of Nairobi, Nairobi, Kenya \$4,000 for use by its Department of Soil Science to provide field training for African graduate students in the agricultural sciences and to support a project on field monitoring of seasonal surface soil loss and erosion-induced nutrient losses in a maize/legume-based cropping system in Kenya

University of Nairobi, Nairobi, Kenya \$4,800 for use by its Faculty of Agriculture, Department of Soil Science, to provide field training for African graduate students in the agricultural sciences and to support research into soil-fertility problem solving in the Central Highlands of Kenya

University of Nairobi, Nairobi, Kenya \$4,917 to provide a preparation grant for the development of a project on post-harvest technology for sweet potatoes using a participatory survey in two districts of Kenya

University of Nairobi, Nairobi, Kenya \$62,210 to provide field training for African graduate students in the agricultural sciences and to support integrated pest-management research on snapbeans, which are a major export crop and an income-earning commodity for many smallholder farmers

University of Nairobi, Nairobi, Kenya \$64,751 to provide field training for African graduate students in the agricultural sciences and to support studies on technology adoption and resource management in maize-production systems in two agroecological zones in Kenya

University of Nairobi, Nairobi, Kenya \$65,469 to provide training for African graduate students in the agricultural sciences and to support research on efficient resource use in low input maize/pigeon pea intercropping systems in Kenya

University of Nairobi, Nairobi, Kenya \$69,640 to provide field training in agricultural sciences for African graduate students and to support research on the adoption of crop-production technologies and their impact on the food self-sufficiency of smallholder farmers in the Mumias Sugar Scheme in western Kenya

University of Zimbabwe, Harare, Zimbabwe \$2,500 for use by its Faculty of Agriculture to further the development of its programs

University of Zimbabwe, Harare, Zimbabwe \$3,400 for a preliminary study to develop a research project on preventing soil and water loss on badly degraded communal areas through the use of intercropping that will provide training for African graduate students in the agricultural sciences

University of Zimbabwe, Harare, Zimbabwe \$4,959 for a preliminary study to develop a research project on dryland paprika production in the smallholder farming sector of Zimbabwe that will provide field training for African graduate students in the agricultural sciences

University of Zimbabwe, Harare, Zimbabwe \$73,500 to provide training for African graduate students and to support research on improved management of soybean-production technologies in smallholder maize-based cropping systems in Zimbabwe

University of Zimbabwe, Harare, Zimbabwe \$8,000 to provide a stipend supplement for students supported by the Foundation's Forum on Agricultural Resource Husbandry program at the University

LOCAL UNIVERSITY CAPACITY BUILDING: ADVANCED TRAINING FELLOWSHIPS

Marjatta Eilitta, Gainesville, Florida \$62,000 for a postdoctoral fellowship for work to compile and circulate information and implement strategies to strengthen information management and exchange on green-manure cover-crop systems, and to facilitate expansion of the use of Mucuna, a common green-manure cover-crop species in Africa and Latin America

Anju Mahendru, New Delhi, India \$74,025 for a postdoctoral fellowship for advanced training in plant genetics at the Department of Crop and Soil Sciences, University of Georgia, Athens

Michigan State University, East Lansing, Michigan \$20,000 toward the costs of dissertation research conducted by a Kenyan student on links between land-use patterns and gender-based differences in access to resources in the Mount Kilimanjaro area of Kajiado District, Kenya

Sujin Patarapuwadol, Nakhon Pathom, Thailand \$144,270 for a fellowship for advanced training in plant biotechnology leading to the Ph.D. degree at the Plant Breeding Institute, University of Sydney, Australia.

LOCAL UNIVERSITY CAPACITY BUILDING: OTHER

Africa University, Mutare, Zimbabwe \$30,000 to enable the University's Faculty of Agriculture to obtain the Essential Electronic Agricultural Library to improve access of faculty and students to up-to-date scientific information on all areas of agricultural science for teaching and research

African Crop Science Society, Rustenburg, South Africa \$37,050 to support the next scientific meeting of the African Crop Science Society, based at Makerere University's Faculty of Agriculture, to be held in Nigeria, 2001

Agricultural College of the Humid Tropical Region, San José, Costa Rica \$350,000 to strengthen collaborative relationships between the college and Makerere University in Uganda through exchange of students and faculty, and initiation of joint research projects in sustainable agriculture, and through innovations in learning, teaching and community development. (\$200,000 from Regional Activities/Other Regions and \$50,000 from African Regional Office/Human Capacity Building/African Universities-New York)

Cornell University, Albert R. Mann Library, Ithaca, New York \$85,000 for use by its Albert R. Mann Library toward additional marketing and training support for the Essential Electronic Agricultural Library in Africa

Makerere University, Kampala, Uganda \$10,000 for use by its Faculty of Agriculture to further the development of its programs

Ministry of Lands and Agriculture, Zimbabwe, Causeway, Zimbabwe \$45,000 to provide access to the Essential Electronic Agricultural Library to the Agronomy Research Institute of the Department of Research and Specialist Services to improve the quality of its scientific research activities

Obafemi Awolowo University, Ife-Ife, Nigeria \$45,000 to provide access to the Essential Electronic Agricultural Library with its Faculty of Agriculture to improve access of faculty and students to up-to-date scientific information on all areas of agricultural science for teaching and research

Texas A&M University, College Station, Texas \$352,263 for research and Ph.D. training in maize breeding, with emphasis on tolerance to drought and low soil nitrogen, for two students from southern Africa

University of Zimbabwe, Harare, Zimbabwe \$75,000 to provide a two-and-one-half year salary supplement for a professional chair in crops science at the University's Department of Crop Science of the Faculty of Agriculture, in order to strengthen the quality of teaching and scientific research

University of Zimbabwe, Harare, Zimbabwe \$100,000 to strengthen the University's Department of Soil Science and Agricultural Engineering through a visiting research professorship

2001

Harnessing the New Sciences

GLOBAL ALLIANCE FOR VACCINES

Foundation-administered project: \$100,000 to undertake an inventory of public/private partnerships for vaccine research and development and to explore innovative ways to accelerate the development of vaccines and immunizations for use in developing countries

Foundation-administered project: \$65,000 in support of the production, publication and distribution of a report on the pharmacoeconomics of tuberculosis drug development

Foundation-administered project: \$85,000 in support of the production, publication and distribution of the "Scientific Blueprint for TB Drug Development"

Foundation-administered project: \$1,500,000 in support of the creation and launch of the Global Alliance for TB Drug Development

Global Alliance for TB Drug Development, New York, New York \$4,500,000 for general support

Global Forum for Health Research, Geneva, Switzerland \$500,000 for core funding of its activities in 2000 and specifically for the private partnerships project

International Vaccine Institute, Seoul, South Korea \$50,000 toward the costs of a program of capacity building in developing countries for clinical evaluation of new vaccines

Medical Research Council, Cape Town, South Africa \$99,825 for use by its Tuberculosis Drug Research Unit in Pretoria to support the establishment of a Coalition of Tuberculosis Research and Development Stakeholders in countries most affected by the disease

Medical Research Council, Cape Town, South Africa \$36,575 for use by its Tuberculosis Drug Research Unit in Pretoria for a Latin America regional consultative meeting of tuberculosis research-and-development stakeholders to identify and prioritize local needs

William Alan Muraskin, New York, New York \$23,000 to continue to research and write a book entitled, "A History of the Growth of the Children's Vaccine Program"

University of Chicago, Chicago, Illinois \$63,000 for support of a research study on the biology of apicomplexan parasites in order to identify targets for new medicines

University of Maryland at Baltimore, Baltimore, Maryland \$27,000 for use by its Center for Vaccine Development toward the cost of research related to the development of a safe, practical and effective oral vaccine against Shigella and E. coli and for surveillance studies of pediatric infections in Bamako, Mali

World Health Organization, Geneva, Switzerland \$200,000 toward the costs of strengthening and maintaining a global movement for antituberculosis drug discovery and development

MEDICINES FOR MALARIA

Medicines for Malaria Venture, Geneva, Switzerland \$2,000,000 in support of public/private partnerships that foster the discovery and development of affordable new antimalarial drugs

Medicines for Malaria Venture, Geneva, Switzerland \$1,300,000 in support of the establishment of public/private partnerships to foster the discovery and development of affordable new antimalarial drugs

Strengthening Global Leadership

HEALTH EQUITY FRONTIERS

Catholic University of Chile, Santiago, Chile \$185,400 for use by its Department of Public Health for a project to strengthen monitoring of health equity and health care in Chile, as part of the Equity Gauge initiative

Global Health Council, White River Junction, Vermont \$350,000 for activities to promote redressing disparities in child health related to a U.N. General Assembly Special Session on Children in September 2001

Health Systems Trust, Durban, South Africa \$527,700 to support a project working with national and provincial legislators to monitor health equity in South Africa, as part of the Equity Gauge initiative

International Centre for Diarrhoeal Disease Research, Bangladesh, Dhaka, Bangladesh \$196,500 for use by its Centre for Health and Population Research for a collaborative project to develop a health-equity monitoring system in Bangladesh, as part of the Equity Gauge initiative

International Centre for Diarrhoeal Disease Research, Bangladesh, Dhaka, Bangladesh \$100,000 for use by its Centre for Health and Population Research, for the third phase of a collaborative research study between Bangladesh Rural Advancement Committee (BRAC) and International Centre for Diarrhoeal Disease Research, Bangladesh (ICDDR, B) on the effects of poverty-alleviation programs on health

Mahidol University, Bangkok, Thailand \$100,000 for use by its Faculty of Social Sciences and Humanities in support of a collaborative project to identify, assess and monitor equity in health and health care in Thailand at the national, regional and provincial levels, as part of the Equity Gauge initiative

Ministry of Health, China, Beijing, China \$250,000 for use by its Center for Health Statistics and Information to establish the China Health Surveillance System, a household-based and equity-oriented health monitoring system, as part of the Equity Gauge initiative

Pan American Health Organization, Washington, D.C. \$500,000 toward the costs of the capacity-building component of its health-equity initiative, and toward regional level activities to identify and redress gender inequities in health-sector reform policies

Training and Research Support Centre, Harare, Zimbabwe \$98,250 to enhance public participation and accountability in the health-budget processes in Zimbabwe, as part of the Equity Gauge initiative

University of the Witwatersrand, Johannesburg, South Africa \$25,000 for use by its Centre for Health Policy toward the costs of developing-country participation in the regional conference of the Southern African Network on Equity in Health (EQUINET), Sept. 13-15, 2000

University of the Western Cape, Bellville, South Africa \$250,000 to develop a practical strategy for equitable allocation of public health resources and interventions among 11 health districts in the Cape Town Metropole, South Africa, as part of the Equity Gauge initiative

GLOBAL HEALTH WATCH

Action on Smoking and Health Foundation, Bangkok, Thailand \$300,020 for activities related to the development of the Southeast Asian Tobacco Control Alliance, a collaborative regional tobacco-control network

Action on Smoking and Health Foundation, Bangkok, Thailand \$53,550 for a workshop to foster the skills and knowledge of key actors within the tobacco-control field in Southeast Asia

Adventist Development and Relief Agency International, Silver Spring, Maryland \$198,692 for use by its Cambodia office for a community-based intervention project to increase the role of Buddhist monks in minimizing tobacco use within Cambodia

Consumers International, London, United Kingdom \$30,000 for use by its Regional Office for Asia and the Pacific for a workshop on tobacco consumption and control, held in Durban, South Africa, Nov. 13-17, 2000

Doctors Without Borders, New York, New York \$75,000 toward the costs of a conference, organized jointly with Health Action International, on Improving Access to Essential Medicines in East Africa: Patents and Prices in a Global Economy, held in Nairobi, Kenya, June 2000

Essential Information, Washington, D.C. \$75,000 to support a pilot project to initiate tobacco-control partnerships between U.S. and developing-country groups

Harvard University, Cambridge, Massachusetts \$35,000 for use by its School of Public Health in support of two seminars to explore ways in which information and communication technologies can best be used to advance health in developing countries

Johns Hopkins University, Baltimore, Maryland \$356,064 for use by its Institute for Global Tobacco Control for capacity building and research/surveillance activities in Southeast Asia

Ministry of Health, Indonesia, Surabaya, Indonesia \$61,328 for use by its Directorate General of Drug and Food Control for a workshop of the ASEAN countries on the World Trade Organization Trade-Related Aspects of International Property Rights, agreement and access to essential drugs

Panos Limited, London, United Kingdom \$55,435 toward the cost of producing a briefing document to increase the awareness of the different factors affecting access to treatment for HIV and AIDS-related infections for dissemination and discussion at the 13th International AIDS Conference in Durban, South Africa

University of Illinois at Chicago, Chicago, Illinois \$402,436 for use by its Health Research and Policy Centers to support the development of a research and technical-assistance program on the economics of tobacco use and control in Southeast Asia

World Health Organization, Geneva, Switzerland \$205,500 for use by its Country Office in Cambodia to provide technical assistance to government and nongovernmental organizations involved in tobacco control in Cambodia



Photograph Excised Here

Reproductive Health

Anusandhan Trust, Mumbai, India: \$425,000 to support India's National Abortion Assessment Study.

Family Planning Association of Kenya, Nairobi, Kenya: \$239,430 to complete an intervention research project testing a new reproductive-health service delivery model for young people in the small city of Nyeri.

Foundation-administered projects: \$65,000 for consultancies and meetings associated with implementing the reproductive-health services research program.

IPAS, Chapel Hill, North Carolina: \$285,000 to conduct an assessment of three community-based adolescent sexual and reproductive-health projects in West Africa, and hold a regional workshop for these and other organizations conducting similar research in Africa.

IPAS, Chapel Hill, North Carolina: \$2,230,110 to build program and research capacity among teams in sub-Saharan Africa that are conducting intervention research to design and test community-based approaches to expanding adolescent sexual- and reproductive-health information and services and promoting healthy behaviors.

Ministry of Health, Ghana, Accra, Ghana: \$327,470 toward the cost of the demographic surveillance system of the Navrongo Health Research Centre.

Pacific Institute for Women's Health, Los Angeles, California: \$691,790 to test community-based interventions to prevent unwanted pregnancies and unsafe abortion and its complications in Kenya, in collaboration with the Center for the Study of Adolescence in Nairobi.

Population Council, New York, New York: \$227,950 to enable the Population Council's staff in Bangkok to continue to assist local researchers and UNICEF's Myanmar office with conducting research studies, training and technical assistance on critical issues in reproductive health and HIV/AIDS in Myanmar.

Population Council, New York, New York: \$348,840 to enable its Nairobi regional office to continue to provide technical assistance to the Family Planning Association of Kenya and the Zimbabwe National Family Planning Council in testing and evaluating new models of reproductive-health programs for adolescents.

Population Council, New York, New York: \$299,460 for a study to be conducted in collaboration with the Self-Employed Women's Association, Gujarat, India, to test a set of livelihood and savings program activities to improve the livelihoods of adolescent girls in India and the impact of such activities on decision making related to marriage and childbearing.

Reproductive Health Matters, London, United Kingdom: \$50,000 toward the costs of publishing and distributing, free of charge, its journal and other printed materials in sub-Saharan Africa and South Asia.

Research, Action and Information Network for the Bodily Integrity of Women, New York, New York: \$100,000 for its African Partnership for Sexual and Reproductive Health and Rights of Women.

Sadhi for South Asian Women, New York, New York: \$454,940 for a project in collaboration with a group of women's and development organizations in India, to complete and disseminate a review of sexual- and reproductive-health research conducted in India over the past 10 years; and to conduct with several community-based organizations in India, case studies and research to assess the links between asset-building programs for women and women's reproductive health.


Save the Children Fund (U.K.), London, United Kingdom: \$82,870 for creating and strengthening the psychological and social resources of adolescents in urban Mali, in order to facilitate their acquisition and application of sexual-health information.

Society for Education, Action and Research in Community Health, India: \$50,000 for the writing, publication and dissemination of research papers on reproductive and child health and institutional capacity building.

Thomas Jefferson University, Philadelphia, Pennsylvania: \$498,250 to further develop the capacity of the Global Network for Perinatal and Reproductive Health, and to support a multicenter study of perinatal infections.

University of Ibadan, Ibadan, Nigeria: \$170,000 for a study to develop and evaluate reproductive-health education and service programs for out-of-school youth in rural and urban sites in Oyo State, Nigeria.

University of Montreal, Montreal, Canada: \$14,420 for a study to be conducted in collaboration with the University of Yaoundé on adolescent reproductive health and sexuality in Cameroon.



University of Montreal, Montreal, Canada \$450,000 for intervention research to be conducted in collaboration with the University of Yaoundé, to test several approaches to improving the sexual and reproductive health and health-seeking behaviors of adolescents in Cameroon

University of Ouagadougou, Ouagadougou, Burkina Faso \$55,190 for a community-based study to document and understand the norms and practices related to induced abortion and prevention of unwanted pregnancies in a rural area of Bazega Province

Uzima Foundation, Nairobi, Kenya \$35,000 for a study on the impact of its AIDS awareness activities on the sexual behavior of youth in Kenya

Women's Health and Action Research Centre, Benin City, Nigeria \$182,970 to conduct documentation and intervention research on the sexual and reproductive health of out-of-school adolescents in Nigeria

Zimbabwe National Family Planning Council, Harare, Zimbabwe \$302,110 to complete an intervention research project aiming to identify appropriate, effective and replicable models of reproductive-health services for youth in Zimbabwe

Resourcing Public Health

PUBLIC HEALTH SCHOOLS WITHOUT WALLS

Carter Center, Atlanta, Georgia \$60,000 in support of three in-country public health-training and curriculum-development workshops in Ethiopia

Chulalongkorn University, Bangkok, Thailand \$6,321 for use by its College of Public Health for reimbursement of the local costs associated with hosting the annual meeting in February 1999 of the Public Health Schools Without Walls Network in Bangkok, Thailand

Foundation-administered project: \$160,000 for the costs associated with a comprehensive participatory evaluation of the Public Health Schools Without Walls (PHSWOW) program

Foundation-administered project: \$90,000 supplemental funding for the comprehensive evaluation of the PHSWOW program to enable the evaluators to further network development and to facilitate internal evaluations of the programs in Zimbabwe, Uganda, Ghana and Vietnam

Sree Chitra Tirunal Institute for Medical Sciences and Technology, Trivandrum, India \$130,029 for use by its Achutha Menon Centre for Health Science Studies to support the activities of the working group established to collect and analyze information to define the future form and membership of the Public Health School Without Walls network in preparation for the next annual meeting

INFORMATION/SURVEILLANCE

Africa Midwives Research Network, Dar es Salaam, Tanzania \$200,000 as an International Health Research Award for support of a collaborative partnership to strengthen research skills and opportunities among midwives in Africa

Ateneo de Manila University, Manila, Philippines \$93,900 for use by its Institute of Philippine Culture for activities related to fostering people-centered public health strategies, and forging networks among several Asian countries to share information about these efforts

Brazilian Institute for Consumer Protection, São Paulo, Brazil \$200,000 as an International Health Research Award to support a collaborative partnership to improve health in Brazil and Latin America by strengthening consumer action through research and knowledge generation

Chulalongkorn University, Bangkok, Thailand \$98,800 for use by its College of Public Health for activities related to knowledge management and capacity development in Southeast Asia

Consumers International, London, United Kingdom \$350,000 for use by its Regional Office for Asia and the Pacific toward the costs of the People's Health Assembly conference held in Dhaka, Bangladesh, December 2000

Council on Health Research for Development, Geneva, Switzerland \$150,000 supplemental funding for an international conference in Bangkok, Thailand, to devise a new agenda for health research for development

Curatio International Foundation, Tbilisi, Republic of Georgia \$200,000 as an International Health Research Award to support a collaborative partnership to strengthen the links between research and policies to make the health-care system in the Republic of Georgia more responsive to the needs of its population

Global Health Council, White River Junction, Vermont \$248,950 to support a three-year national education and outreach program in the United States on infectious diseases of global importance

Health Systems Research Institute, Nondaburi, Thailand \$200,000 as an International Health Research Award to support a collaborative partnership to strengthen the capacity of health-research institutions in the context of health-systems reform in Thailand

INCLEN Trust International, Manila, Philippines \$2,000,000 for general support

Institute of Policy Studies of Sri Lanka, Colombo, Sri Lanka \$200,000 as an International Health Research Award to support a collaborative partnership to strengthen health-systems reform in the Asia-Pacific region within the National Health Accounts framework

Medical Research Council, Cape Town, South Africa \$200,000 as an International Health Research Award for use by its Women's Health Research Unit in Pretoria to support a collaborative partnership to create a South African gender-based violence and health initiative

Ministry of Health, Cambodia, Phnom Penh, Cambodia \$84,918 for use by its Communicable Disease Control Department for continued efforts to strengthen disease surveillance through capacity building and communications networking

Ministry of Health, Kenya, Nairobi, Kenya \$98,300 in support of activities to strengthen the integrated disease surveillance system in Kenya, as part of the East African Integrated Disease Surveillance Network

Ministry of Health, Uganda, Kampala, Uganda \$79,800 in support of a project to strengthen the integrated disease surveillance system in Uganda, as part of the East African Integrated Disease Surveillance Network

Ministry of Public Health, Thailand, Nonthaburi, Thailand \$10,460 for use by its Field Epidemiology Training Program toward the costs of a meeting related to the start-up of a Mekong Basin Disease Surveillance network

Ministry of Public Health, Thailand, Nonthaburi, Thailand \$400,000 for use by its Field Epidemiology Training Program for activities related to the maintenance and further development of the Mekong Basin Disease Surveillance network

National Institute for Medical Research, Dar es Salaam, Tanzania \$200,000 as an International Health Research Award to support a collaborative partnership to strengthen the Tanzania National Health Research Forum and for health-research activities

National Institute for Medical Research, Dar es Salaam, Tanzania \$141,841 in support of its activities as the country focal point for Tanzania and to serve as the regional coordinating center for the East African Integrated Disease Surveillance Network

National Institute of Public Health, Mexico, Cuernavaca, Morelos, Mexico \$200,000 in support of a collaborative partnership to improve the links between reproductive-health and health-sector reforms in Latin America and the Caribbean

Nepal Health Research Council, Kathmandu, Nepal \$200,000 as an International Health Research Award for a collaborative partnership in support of activities to strengthen the health-research network in Nepal

Southeast Asian Ministers of Education Organization, Bangkok, Thailand \$200,000 for use by its Regional Tropical Medicine and Public Health Network for activities related to research-capacity development for provincial/district health officers in the Mekong region

Tata Institute of Social Sciences, Mumbai, India \$200,000 in support of a collaborative partnership to strengthen health research among nongovernmental organizations in India


World Health Organization, Geneva, Switzerland \$400,000 to work with regional representatives of developing-country institutions to develop an administration and selection process for the Millennium Health Research Awards, presented at an international meeting entitled, International Conference on Health Research for Development, in October 2000

Launching a Second Contraceptive Revolution

Action Canada for Population and Development, Ottawa, Canada \$96,270 for a public-education program about international population and development issues, and the dissemination of research results on these topics

Aaron Diamond AIDS Research Center, New York, New York \$300,000 for a study of inhibitors of HIV-1 envelope and cellular coreceptors, as part of a network geared toward the development of vaginal microbicides

All India Institute of Medical Sciences, New Delhi, India \$299,940 for studies in receptive stage gene expression in the rhesus monkey endometrium and the mode of action of antiangiogenic agents during receptivity and implantation, as part of an implantation research network brought together by the World Health Organization



All India Institute of Medical Sciences, New Delhi, India \$100,000 to continue studies in receptive stage gene expression in the rhesus monkey endometrium and the mode of action of antiangiogenic agents during receptivity and implantation, as part of an implantation research network brought together by the World Health Organization

Blaise Pascal University, Clermont-Ferrand Cedex, France \$91,110 for a study of GPX5 and GPX3 in the mammalian epididymis as potential tools toward the modulation of the epididymal environment and the integrity of spermatozoa

Brigham and Women's Hospital, Boston, Massachusetts \$299,980 for a study of vaginal tract mucosal-immune defense and HIV infection, as part of a network geared toward the development of vaginal microbicides

Chinese Academy of Sciences, Beijing, China \$100,000 for use by its State Key Laboratory of Reproductive Biology to study the effects of antiangiogenic factors on the corpus luteum and implantation in primates as part of an implantation-research network brought together by the World Health Organization

Concept Foundation, Bangkok, Thailand \$242,810 to complete a collaborative research and development project with the World Health Organization and Chinese institutions concerning the post-ovulatory use of mifepristone as a means of reducing unwanted pregnancies and the recourse to abortion.

Family Health International, Research Triangle Park, North Carolina \$29,290 for a study of the introduction and use of emergency contraception in Venezuela

Oregon Health Sciences University, Portland, Oregon \$300,000 for use by the Oregon Regional Primate Research Center for studies in rhesus monkeys using antiangiogenic agents as part of an implantation-research network brought together by the World Health Organization

Population Council, New York, New York \$743,620 to participate in, and administer a basic science network on, heterosexual transmission of HIV that is geared toward the development of vaginal microbicides

Prince Henry's Institute of Medical Research, Clayton, Victoria, Australia \$300,000 for a study of novel endometrial targets for postcoital contraception as part of an implantation-research network brought together by the World Health Organization

Rockefeller University, New York, New York \$295,320 for a study of dendritic cells as targets for microbicides to block the mucosal transmission of HIV, as part of a network geared toward the development of vaginal microbicides

University of California, Davis, Davis, California \$300,000 for studies in the SIV/rhesus macaque animal model designed to define the biology of heterosexual HIV transmission, as part of a network geared toward the development of vaginal microbicides

University of Cambridge, Cambridge, United Kingdom \$330,170 for use by its Rosie Hospital for a study of angiogenesis and the role of angiogenic growth factors on implantation as part of an implantation research network brought together by the World Health Organization

University of Technology Aachen, Aachen, Germany \$330,000 for development of trophoblast-specific contraceptive agents as part of an implantation-research network brought together by the World Health Organization

University of Turku, Turku, Finland \$212,260 to complete a study involving the development of immortalized epididymal cell lines and related activities as part of a network concerned with the application of molecular pharmacology for post-testicular activity

University of Virginia, Charlottesville, Virginia \$142,570 to complete a project on epididymal-specific transcription factors and secreted proteins as targets for the development of a male contraceptive

Vanderbilt University, Nashville, Tennessee \$322,850 to complete research on the characterization of an epididymal gene promoter as a tool to study secreted epididymal proteins as potential targets for male contraception

Westphalian Wilhelms University, Munster, Germany \$135,100 to complete a study designed to develop a male contraceptive by targeting sperm metabolism

World Health Organization, Geneva, Switzerland \$72,400 for a meeting in Oregon of the investigators and project review committee for an implantation research initiative of the Special Programme of Research, Development and Research Training in Human Reproduction

World Health Organization, Geneva, Switzerland \$250,000 for meetings, collaborative projects and publication costs associated with an implantation-research initiative of the Special Programme of Research, Development and Research Training in Human Reproduction

Promoting Policy Dialogue and Research

CAPACITY BUILDING IN AFRICA

INDEPTH, Navrongo, Ghana \$100,000 for a scientific meeting in Johannesburg, South Africa, of representatives from an international network of field sites with continuous demographic evaluation of populations and their health.

Population Council, New York, New York \$994,730 in support of its African Population and Health Policy Research Center in Nairobi

Explorations and Other Grants

INITIATIVES FOR EQUITY IN HEALTH

African Medical and Research Foundation, Nairobi, Kenya \$40,000 in support of a meeting to explore opportunities for harnessing information technology for community health with a special focus on changing the climate for continuing education and increasing public demand for better health care

Chinese Academy of Preventive Medicine, Beijing, China \$25,000 to support developing-country participants from outside of China to attend the international meeting, *Challenges for Public Health at the Dawn of the 21st Century*.

Commonwealth Regional Health Community Secretariat for East, Central and Southern Africa, Arusha, Tanzania \$97,556 in support of a meeting of health and finance ministers to discuss priority issues that relate to increasing government financing of HIV/AIDS prevention and control programs in east, central and southern Africa

Foundation-administered project: \$100,000 in support of a Bellagio conference on the feasibility of establishing a global TB drug facility for equitable access and efficient procurement of TB drugs

Foundation-administered project: \$200,000 to explore new international systems to enable health research to have the greatest impact on the lives of the poor and excluded

Foundation-administered project: \$330,000 to explore the opportunities for a redirected strategy against HIV/AIDS and its impact on the lives of the poor and excluded in sub-Saharan Africa

Foundation-administered project: \$400,000 to explore the opportunities for a redirected strategy against HIV/AIDS and its impact on the lives of the poor and excluded

Foundation-administered project: \$60,000 to undertake a review and assessment on the feasibility of creating a global drug facility for equitable access to tuberculosis treatment

Foundation-administered project: \$500,000 in support of the establishment of a global drug facility to ensure equitable access to and efficient procurement of tuberculosis drugs

Foundation-administered project: \$99,500 to explore the feasibility of a public/private partnership to accelerate the development of a dengue vaccine for poor children

Grantmakers in Health, Washington, D.C. \$12,000 for continued support of its efforts to communicate information and generate knowledge about health issues and effective grantmaking strategies to help grantmakers improve the nation's health.

Harvard University, Cambridge, Massachusetts \$25,000 for support of a symposium, *Community-Based Healthcare: Lessons from Bangladesh to Boston*, to look at the impact of community-based models and to engage practitioners in a dialogue for developing future programs

Health Systems Research Institute, Nondabun, Thailand \$500,000 toward the costs of documenting and strengthening the role of civil society in decision making about health-sector reform in Thailand

Pan American Health Organization, Washington, D.C. \$46,217 in support of a project to increase the responsiveness and appropriateness of public-health training programs and institutions in addressing the social and health needs of their populations

University of Manitoba, Winnipeg, Canada \$288,000 for continued support of a collaborative research project, with the University of Nairobi and the University of Ghent, to evaluate the impact of regular routine chemoprophylaxis to reduce the incidence of sexually transmitted diseases and HIV infection among women sex workers in Kenya

World Health Organization, Geneva, Switzerland \$874,600 for the second phase of activities to be conducted in collaboration with UNICEF and working groups from various countries, to design and test new measures to monitor and evaluate risk and protective factors in adolescent development in country-level programming

Setting a More Equitable Public Agenda

RACE POLICY AND DEMOCRACY

Barelas Community Development Corporation, Albuquerque, New Mexico \$15,000 to assist the Barelas Community to participate in a comprehensive citywide redevelopment plan in Albuquerque, New Mexico

Bay Area Institute, San Francisco, California \$100,000 to expand its New California Media into a statewide collaboration of ethnic news organizations aimed at enhancing interethnic collaboration and civic education

Chicago Lawyers' Committee for Civil Rights Under Law, Chicago, Illinois \$100,000 in support of its Economic Opportunity Program to increase the capacity of individuals to access and sustain high-quality employment

Collins Center for Public Policy, Tallahassee, Florida \$10,000 to support the Funders' Network for Smart Growth and Livable Communities conference on Smart Investing in California Communities

Collins Center for Public Policy, Tallahassee, Florida \$40,000 to support its project, Funders' Network for Smart Growth and Livable Communities, exploring how funders and practitioners can effectively advance an equity agenda in the emerging smart-growth movement

Community Renewal Society, Chicago, Illinois \$50,000 toward continued support for its publication, *The Chicago Reporter*

International Human Rights Law Group, Washington, D.C. \$50,000 for additional support for a preparatory consultation at Bellagio for the United Nations World Conference on Racism, scheduled for the year 2001

Massachusetts Institute of Technology, Cambridge, Massachusetts \$100,000 for general support for the Center for Reflective Community Practice

University of Chicago, Chicago, Illinois \$85,000 to support comparative research by the Black Civil Society Project of the Center for the Study of Race, Politics & Culture on civic association among different populations in the United States, especially African-American communities

University of Memphis, Memphis, Tennessee \$50,000 to support the Race and Nation in the Global South initiative of its Center for Research on Women, which will create knowledge about the Southern region's changing demographics

Youth Law Center, Washington, D.C. \$100,000 for continuing support for its juvenile justice initiative, *Building Blocks for Youth*

POLICY ANALYSIS AND ADVOCACY

9 to 5, Working Women Education Fund, Milwaukee, Wisconsin \$75,000 to support a six-month organizational development and strategic planning process for the National Alliance for Fair Employment, a network of national and local groups dedicated to improving the working conditions of nonstandard workers by promoting better public policies and private business practices

Asian Pacific American Legal Center of Southern California, Los Angeles, California \$400,000 for continued support of its Fair Redistricting Project

Center for Community Change, Washington, D.C. \$450,000 to provide general support for technical assistance, policy analysis, training, workshops and convening for the 300 grassroots community groups it serves and to provide a voice for their concerns in national policy debates, particularly on housing, the Community Reinvestment Act and work-force development issues

Center for Community Change, Washington, D.C. \$60,000 to support the first phase of the National Campaign for Jobs and Income Support as it attempts to build support among local grassroots organizing groups to advance a national antipoverty agenda

Center for Law and Social Policy, Washington, D.C. \$200,000 to fund the advancement of a structure of supports for low-wage working families and unemployed adults and to improve work-force development services

Center for Law and Social Policy, Washington, D.C. \$15,000 to provide partial support to convene policy analysts, advocates and practitioners to review recent research findings on family formation and child welfare and to discuss their policy implications and potential use in the debates about reauthorization of federal income support for poor families and pro-family policies

Center on Budget and Policy Priorities, Washington, D.C. \$750,000 to continue general support for its monitoring of how federal policies and budget allocations affect low-income families and individuals

Children's Defense Fund, Washington, D.C. \$900,000 for general support for its work to improve the lives and livelihood of America's children

CLF Services, Boston, Massachusetts \$100,000 to support its development, in collaboration with the Potomac Coalition, of a business plan for democratic investing—an investment vehicle targeted at creating wealth in poor communities and focusing on democratic control of investments and citizen involvement in their deployment to serve the priorities of marginalized communities

Community Voices Heard, New York, New York \$150,000 toward general support for grassroots organizing and outreach among low-income residents to encourage and facilitate their participation in policy debates around welfare reform, workfare and job creation in New York City and New York state

Conservation Law Foundation, Boston, Massachusetts \$275,000 for general support of its Greater Boston Institute

Economic Opportunity Institute, Seattle, Washington \$150,000 toward general support for research, policy and advocacy to improve the economic security and well-being of low-income households in Washington state

Economic Policy Institute, Washington, D.C. \$450,000 to support the ongoing research, technical assistance and outreach work on living standards and to promote public policies at the national, state and local levels that can improve the economic well-being of working people

Enterprise Foundation, Columbia, Maryland \$1,315,000 for the third round of the National Community Development Initiative

Fiscal Policy Institute, New York, New York \$175,000 to support (a) sectoral analyses of New York City's economy, including the wages and benefits provided by nonprofit social-service agencies that employ many former welfare recipients, (b) monitoring of the implementation of the Workforce Investment Act, and (c) a survey and series of eight focus groups of New York public opinion on welfare and work-force development issues

Foundation-administered project: \$40,000 to host a program planning meeting at the Bellagio Study and Conference Center on Economic Integration and Inequality in the Global Economy to discuss a research and policy agenda for creating a fairer set of rules of economic engagement between developed and developing countries

Foundation-administered project: \$50,000 to support two reviews of newspaper coverage in five geographic areas, the first will examine portrayals of welfare recipients and welfare reform between 1996 and today, the second will examine press coverage of work-force development issues that affect low-skilled workers

Human Services Alliances, Los Angeles, California \$60,000 to provide support for a survey of the child-care needs of 600 low-income families in Los Angeles County, to generate public education materials on child-care issues, and to develop workshops to train social-service providers and low-income residents to advocate for subsidized child care that meets their needs

Institute for Women's Policy Research, Washington, D.C. \$80,000 to support two ongoing policy projects—one examines the education and training opportunities actually available to women attempting to move off welfare in seven states, the second project provides technical assistance and policy-analysis support to local groups promoting unemployment insurance reform

Institute of Development Studies, Brighton, United Kingdom \$48,100 to bring together at the Bellagio Study and Conference Center key researchers to clarify the theoretical and methodological foundations of value-chain analysis and discuss its utility as a device to promote understanding of global economic integration

Jobs with Justice Education Fund, Washington, D.C. \$75,000 to support a six-month organizational development and strategic planning process involving local coalitions of community, faith based, labor and student organizations committed to promoting economic justice

Lawyers' Committee for Civil Rights Under Law, Washington, D.C. \$150,000 toward support of its Fair Redistricting Project to enhance minority voting rights and participation


Local Initiative Support, Training and Education Network, Washington, D.C. \$200,000 to support the development of curriculum, staff training and model practices for the Workforce Investment Act's Youth Opportunity Centers in the District of Columbia and nationally

Local Initiatives Support Corporation, New York, New York \$935,000 for the third round of the National Community Development Initiative

Mexican American Legal Defense and Educational Fund, Los Angeles, California \$150,000 for its 2000–2001 Redistricting Project to ensure fair representation for Latinos and other minorities in the redistricting process that will result from the year 2000 census

NAACP Legal Defense and Educational Fund, New York, New York \$150,000 for continuing support for fair redistricting efforts

National Council of La Raza, Washington, D.C. \$450,000 to provide support for the activities of the Policy Analysis Center of NCLR which conducts research, policy analysis and outreach activities on the educational, economic and employment conditions of Latinos in the United States



Photograph Excised Here

PolicyLink, Oakland, California: \$1,500,000 to provide general support for an emerging national community-building policy institute.

Progressive Technology Project, Washington, D.C.: \$35,000 to support the production, publication and dissemination of two documents that describe (a) best practices in the grassroots use of information technology, and (b) the needs and challenges community organizers face in using technology.

Progressive Technology Project, Washington, D.C.: \$200,000 to provide two years of general support for a national support center providing hands-on technical and strategic assistance, and training and small grants for physical infrastructure to community-organizing groups so that they can use new information tools more effectively to advance their work.

Puerto Rican Legal Defense and Education Fund, New York, New York: \$150,000 to support its Civic Participation and Voting Rights Project, a comprehensive and multi-faceted approach to voting rights to meet the growing needs of the Latino community.

Southern Echo, Inc., Jackson, Mississippi: \$175,000 for continued support of efforts to build capacity of African-American communities in Mississippi and the Southern region to participate productively in local policymaking and governance.

State University of New York, Albany, New York: \$58,703 for use by the Nelson A. Rockefeller Institute of Government as bridge support for a multisite study of the implementation by caseworkers of policies articulated by state and local officials for Temporary Aid to Needy Families.

Strategic Concepts in Organizing and Policy Education, Los Angeles, California: \$100,000 to provide core support for economic development and community organizing activities in Los Angeles.

Wayne State University, Detroit, Michigan: \$100,000 toward the costs of a study on the effects of major automotive manufacturers' workplace strategies on lower-skilled production workers.

William C. Velasquez Institute, Los Angeles, California: \$125,000 for general support of its work to improve political and economic participation of Latino communities in the United States.

WORK AND ECONOMIC OPPORTUNITY

AFL-CIO Center for Working Capital, Washington, D.C.: \$175,000 to support a research program on international pension funds and to host meetings and study tours with capital stewards in other countries, starting with those in Australia, United Kingdom, Germany, France and South Africa.

Brandeis University, Waltham, Massachusetts: \$85,000 to support a research project examining the experiences, training and expectations of a sample of 1,000 low-skilled female workers doing entry-level health care and clerical/office work employed by major temporary-help agencies.

Center for Community Change, Washington, D.C.: \$100,000 to provide general support for its Coalition on Human Needs Project, which offers information sharing, public education activities and strategic coordination to its membership base of almost 500 religious, civil rights, labor and advocacy groups concerned with ensuring that the needs of poor and vulnerable groups are met.

Center on Policy Initiatives, San Diego, California: \$175,000 for general support of its work to promote improving standards of living for poor and moderate-income families in San Diego through research, policy development and public education.

Corporation for the Advancement of Policy Evaluation, Princeton, New Jersey: \$25,529 to provide planning support for a major study of the way for-profit labor-market intermediaries are being used by public work-force development agencies to place public assistance recipients in jobs in New Jersey and nationally.

Foundation-administered project: \$90,000 toward the costs of a meeting of researchers and activists from North America and Europe to compare flexible labor-market practices and national strategies to address nonstandard work issues.

Institute of Development Studies, Brighton, United Kingdom: \$62,500 to support the production and distribution of a manual outlining methods of carrying out global value-chain research and analysis that can be used by grassroots organizations like those that are part of the Self Employed Women's Association and HomeNet International to assist in projecting employment opportunities for low-skilled workers.

National Bureau of Economic Research, Cambridge, Massachusetts: \$100,000 to support a research project examining the impact of employee stock ownership and option plans on worker compensation, voice and inequality within and between firms.

University of North Carolina at Chapel Hill, Chapel Hill, North Carolina \$100,000 to support a research study investigating the impact of for-profit temporary agencies on the paths to work and on the earnings and employment tenure of low skilled workers and public assistance recipients in Missouri and North Carolina in the 1990s

University of Texas at Austin, Austin, Texas \$65,000 to support a research project examining the markets and industries that professional employer organizations and temporary agencies are serving in the U.S. economy

University of Wisconsin, Madison Wisconsin \$60,000 to support a research project examining changes in the organization of work in the hospitality industry and the way collective bargaining institutions may assist or impede effective firm and worker adaptation to an increasingly competitive environment

COMMUNITY AND NEW URBAN PARADIGM

Harvard University, Cambridge, Massachusetts \$99,256 to support a theoretical and case study review of community building and its contribution to reducing social and economic disparities

International Labour Organisation, Geneva, Switzerland \$75,000 to support a workshop on migrant-worker remittances and micro finance initiatives to enhance investment in, and improve the lives of family members in, migrants' home countries

Urban Institute, Washington, D.C. \$350,000 in support of its Neighborhood Change Database project

Building Competent Organizations

COMMUNITY BASED ORGANIZATIONS

Aspen Institute, Washington, D.C. \$100,000 to provide core support for continued convening of the field and research on the evaluation of community change by its Roundtable on Comprehensive Community Initiatives

Chapin Hall Center for Children, Chicago, Illinois \$10,000 to support the completion of a publication on power and race

Community Partners, Los Angeles California \$5,000 to establish the Lucy Esquivel Memorial Fund in recognition of her life and contributions toward the William Mead Housing Development, by providing support to others in their efforts to attain similar leadership capabilities

Community Resource Exchange, New York New York \$50,000 to support a scan of the field of partnerships between institutions of higher education and communities nationwide in order to determine the partnerships' applicability in New York City

Consensus Organizing Institute, San Diego, California \$75,000 toward the costs of its reorganization

D.C. Agenda Support Corporation, Washington D.C. \$40,000 to facilitate a partnership between the University of the District of Columbia and members of community-based voluntary associations that will build residents' leadership capacity

DePaul University, Chicago Illinois \$20,000 for use by its Egan Urban Center to assess diversity among technical assistance providers

Hispanics in Philanthropy, Berkeley, California \$750,000 to support the Funders Collaborative for the Strong Latino Communities initiative to build organizational capacity among, and a broader funding base for, Latino nonprofit organizations in the United States (\$375,000 from Creativity & Culture)

Hostos Community College, Bronx, New York \$73,122 to enhance Hostos Community College's institutional capacity to serve its surrounding South Bronx neighborhood

National Community Building Network, Oakland California \$350,000 to provide continued core support

San Francisco Chamber of Commerce, San Francisco California \$100,000 toward the costs of incubating individual-development account pre-employment training and career advancement programs of its San Francisco Works project

San Francisco League of Urban Gardeners, San Francisco California \$50,000 in support of its project, the Southeast Neighborhood Jobs Initiative Roundtable

Stanford University, Stanford California \$50,000 to support the development of an Internet based matching service that matches the needs of nonprofit organizations with graduate students and faculty at various levels of higher education

Tulane University, New Orleans, Louisiana \$50,000 to support the development of resident-driven community-service projects in partnerships with the New Orleans Center for the Urban Community

University of California, Santa Barbara, Santa Barbara California \$13,000 to provide additional support for the institutions of Higher Education and Community Partnership conference



Photograph Excised Here

University of Memphis, Memphis, Tennessee \$50,000 to support the development of a consortium of partnerships between communities and institutions of higher education

Uprising Community Plus, San Francisco, California \$25,000 to provide support for the final phase of the feasibility study and application process to establish a community-controlled credit union in Bayview Hunters Point

Urban Institute, Washington, D.C. \$200,000 toward continued core support of its National Neighborhood Indicators Project

Urban Strategies Council, Oakland, California \$225,000 in support of its Community Building Support Center

Urban Strategies Council, Oakland, California \$225,000 toward core support

Young Community Developers, San Francisco, California \$75,000 to support organizational infrastructure and capacity-building activities

RACIAL JUSTICE ORGANIZATIONS

Community Partners, Los Angeles, California \$350,000 toward continued support of its initiative, Advancement Project

Community Partners, Los Angeles, California \$300,000 toward the Advancement Project's Project Forum on Race and Democracy, which seeks to build a network of influential actors in key social movements to explore shared interests and possible collaborations across movements

Foundation-administered project: \$320,000 toward administrative costs of producing and disseminating the Racial Justice Innovation report

Native American Rights Fund, Boulder, Colorado \$325,000 for general support of the Native American Rights Fund Human Rights Project

Puerto Rican Legal Defense and Education Fund, New York, New York \$600,000 to continue support for Basic Rights litigation, advocacy and technical assistance activities

WORK-FORCE DEVELOPMENT MODELS

Business for Social Responsibility Education Fund, San Francisco, California \$150,000 to assist employers in developing career-advancement strategies in the retail sector through the development of an issue brief and a how-to guide

Center for Law and Social Policy, Washington, D.C. \$87,500 to support technical assistance, policy analysis and practitioner exchanges aiming to improve the scale and impact of community-service jobs programs serving poor and excluded people

Chicago Jobs Council, Chicago, Illinois \$100,000 to support the activities of The WorkFund, its work-force capacity-building initiative for job training and employment service providers who are contracted under the Workforce Investment Act

CitySkills, Watertown, Massachusetts \$125,000 to support organizational development and Web-site expansion for its work in job training and placement of lower-income urban adults into Web-development careers

Community Development Venture Capital Alliance, New York, New York \$300,000 to support its activities that encourage traditional-venture capital funds and angel capital investors to provide equity finance and technical assistance to businesses that provide good jobs to low-income people

Cornell University, Ithaca, New York \$25,500 to support the dissemination of a study of the "new media" work force that will contribute to current debates about the effects of information technology, flexibility and new work organizations on skill development and work/life issues

Cornerstone Assistance Network, Fort Worth, Texas \$25,000 to support the design of a program that will improve the organizational effectiveness of community-based organizations providing job training and employment-related services to poor and excluded urban residents

Council of Community Services, Nashville, Tennessee \$50,000 to support the design of a program that will improve the organizational effectiveness of community-based organizations providing job training and employment-related services to poor and excluded urban residents

Development Training Institute, Baltimore, Maryland \$81,000 to support research into strategies to promote human capital development

Foundation-administered project: \$100,000 toward administrative costs associated with the development of a partnership between the Mills Corporation and the Rockefeller Foundation to learn how residents of poor urban communities can get training, support and access to career-track jobs in Mills malls

Foundation-administered project: \$35,000 toward administrative costs associated with the advancement of a partnership between the Mills Corporation and the Rockefeller Foundation to enable residents of poor urban communities to get training, supports and access to career-track jobs in Mills malls

The ICA Group, Brookline, Massachusetts \$150,000 to support the development of a network of staffing service companies to assist unemployed and underemployed people into quality jobs

Initiative for a Competitive Inner City, Boston, Massachusetts \$85,000 for the production of a corporate strategy case study on the MillsWorks Learning & Development Center, a project of the Nashville Jobs Partnership

Initiative for a Competitive Inner City, Boston, Massachusetts \$350,000 to support the documentation and dissemination of work-force recruiting, retention and advancement practices of fast-growing inner-city companies

Jobs for the Future, Boston, Massachusetts \$260,000 to support (1) a six-month planning process to develop new nonprofit and commercial work-force development enterprises for low-skilled workers, and (2) informational activities for policymakers of diverse perspectives about welfare and education-policy priorities

Jobs for the Future, Boston, Massachusetts \$50,000 to support communication and dissemination activities related to a national conference entitled, Low-Wage Workers in the New Economy

Management Consulting Services, Boston, Massachusetts \$43,000 to support the planning phase for its project to build the capacity of work-force development organizations in the Boston area

Manpower Demonstration Research Corporation, New York, New York \$20,000 to provide support for a California conference on the impact of welfare and work-force development policy reform

National Center for Strategic Nonprofit Planning and Community Leadership, Washington, D.C. \$100,000 to support the implementation of a program aimed at enhancing the skills and performance of practitioners who work with youth to secure employment under the Department of Labor's Youth Opportunity Grants initiative

National League of Cities Institute, Washington, D.C. \$25,000 to support its City Outreach to Working Families project that seeks to increase access of low-income working families to essential income support, health-insurance coverage and nutritional assistance

New Hope Project, Milwaukee, Wisconsin \$85,000 to support strategic planning to determine the next phase of its research-demonstration project to test ways to enable people to move out of poverty and into private-sector employment

New School University, New York, New York \$75,000 to support its Robert J. Milano Graduate School of Management and Urban Policy's Capital Markets Access Program, which provides financial technical assistance to nonprofit community and economic-development initiatives

OpNet, San Francisco, California \$75,000 toward general support

Public/Private Ventures, Philadelphia, Pennsylvania \$300,000 to support the innovation grants component of the Working Venture Initiative, which aims to improve the performance of work-force development organizations

Public/Private Ventures, Philadelphia, Pennsylvania \$15,900 to complete the documentation of the design and operation of Philadelphia's Transitional Work Corporation, and to distribute the report to policymakers and practitioners

Welfare to Work Partnership, Washington, D.C. \$150,000 to support the first-year activities of the New York City Workforce Source, its work-force development project in partnership with the New York City Employment and Training Coalition, which connects providers of job-training services and key employers in targeted industry sectors

YouthBuild U.S.A., Somerville, Massachusetts \$75,000 to hire a project director to develop a system for career and business development

SCHOOL DISTRICT INFRASTRUCTURES

Brown University, Providence, Rhode Island \$400,000 to support the work of the Annenberg Institute for School Reform's National Task Force on the Future of Urban Districts to develop, advocate for and implement designs to increase the quality and effectiveness of supports needed to create communities of successful schools for all children


Learning Communities Network, Inc., Cleveland, Ohio \$2,550,000 to help a network of urban school districts connect district-level reform policy to school practice and take the lessons of network back into the arenas of policy, research and practice

San Antonio Independent School District, San Antonio, Texas \$425,000 toward continued implementation of the Rockefeller Foundation initiative, Building District Infrastructures for Professional Development

Testing Innovations

RACE AND DEMOCRATIC PARTICIPATION

Foundation for Contemporary Research, Foreshore, South Africa \$50,000 in support of its projects, Democratizing Civil Society and Stimulating Local Economies, that will deepen understanding of the process and power of local governance, and the relationship between economic opportunity, sustained participation and responsive representation



Photograph Excised Here

Harvard University, Cambridge, Massachusetts: \$100,000 for use by the John F. Kennedy School of Government's Harvard Project on American Indian Economic Development toward its awards program honoring contributions in the governance of American Indian Nations.

Omega Boys Club of San Francisco, San Francisco, California: \$100,000 to improve the financial stability of its anti-violence radio show for urban youth.

University of Texas Law School Foundation, Austin, Texas: \$100,000 to increase involvement in public education among parents who have not been actively engaged with Austin magnet middle schools in the past.

Uplift, Inc., Greensboro, North Carolina: \$200,000 for a planning grant for development of the Jubilee Institute, a training institute to create the institutional capacity to lead ongoing productive community discourse around issues of race, policy and democracy in the city of Greensboro, North Carolina.

JOBS INITIATIVE

Aspen Institute, Washington, D.C.: \$50,000 to support the ongoing work of its Domestic Strategy Group.

California State University, Hayward, Hayward, California: \$75,000 to create a collaborative among local communities, Alameda County, and California State University, Hayward, in order to enhance the county's implementation of employment-related policies.

Center for Law and Social Policy, Washington, D.C.: \$100,000 to provide technical support to local officials in California who are planning wage-paying community-service programs for Temporary Assistance for Needy Families (TANF) recipients.

Corporation for Supportive Housing, New York, New York: \$225,000 to strengthen the housing-based employment services delivered to tenants of supportive housing.

East Bay Asian Local Development Corporation, Oakland, California: \$75,000 toward its CIRCLES project, a wage-based employment program for limited-English speaking public-assistance recipients.

Foundation-administered project: \$71,000 to document the joint program between the Rockefeller Foundation and the California Endowment, and to support a joint trustee learning agenda.

Foundation-administered project: \$258,000 toward administrative costs associated with the Rockefeller Foundation Employment Initiative to increase employment for inner-city residents.

Manpower Demonstration Research Corporation, New York, New York: \$100,000 to support the analysis of performance-based contracting and community-service jobs as part of a three-year implementation study of the Wisconsin Works program in Milwaukee.

Manpower Demonstration Research Corporation, New York, New York: \$850,000 to provide operations support for the Neighborhood Jobs Initiative.

Manpower Demonstration Research Corporation, New York, New York: \$2,000,000 to support the evaluation of the Jobs Plus Demonstration.

Manpower Demonstration Research Corporation, New York, New York: \$12,526 to convene a workgroup of social scientists, practitioners and evaluators to assess and analyze a draft MDRC publication on collaboration in the Foundation's Jobs Plus demonstration sites.

Regents of the University of California, San Francisco: \$100,000 to support the implementation and documentation of a university-community partnership to enhance employment and economic opportunities in low-income areas of San Francisco.

San Francisco State University, San Francisco, California: \$98,442 to support management information-system development and program-evaluation activities for San Francisco's wage-based community-service jobs initiatives.

Urban Institute, Washington, D.C.: \$249,065 to build the capacity of the Neighborhood Jobs Initiatives sites to develop and apply indicators of neighborhood health and change.

EDUCATION INITIATIVE

California Tomorrow, Oakland, California: \$178,835 to catalyze and provide leadership in setting a new agenda for public education that infuses the issues of immigrants into key school-reform and social-justice dialogues nationally and which affirms that it is possible to be bicultural and bilingual.

Foundation-administered project: \$465,863 for a symposium to consider the Rockefeller Foundation's investment in the School Development Program (SDP) and the lessons for philanthropic support of school-reform initiatives, and for dissemination of the findings of key SDP researchers and evaluators.

Loughborough University, Loughborough, Leicestershire, United Kingdom \$54,000 to examine how the British New Deal welfare-reform program can inform the impending United States debate on the reauthorization of welfare-reform legislation

New Haven Public Schools, New Haven, Connecticut \$75,000 to deepen and institutionalize SDP districtwide

School District, City of Flint, Flint, Michigan \$1,334,966 to help Flint Community Schools connect district level reform policy to school practice by planning and implementing systems that improve teaching and learning districtwide

School District, City of Flint, Flint, Michigan \$513,266 to evaluate the process, impact and effectiveness of the Flint Community Schools systemwide reform efforts

Yale University, New Haven, Connecticut \$1,838,636 for a final grant to strengthen the Yale Child Study Center's organizational capacity to deepen and sustain implementation of SDP in urban school districts and schools and share SDP lessons with practitioners and policymakers

Explorations and Other Grants

Center for Law and Education, Washington, D.C. \$143,000 for development of policy-analysis tools to better understand the substance and strategies guiding education reform at the state level and among national reform organizations

Children's Defense Fund, Washington, D.C. \$600,000 to support its project on mobilizing women to improve the lives of poor children and families in the first decade of the 21st century

Foundation-administered project \$500,000 toward a series of meetings, consultancies, projects and program activities to explore the transnational character of urban communities, leading to program-strategy development that focuses on the growing dimensions of work, family life, community development and cultural expression among the poor and excluded whose livelihoods stretch across international boundaries (\$250,000 from Mexico Office, \$100,000 from Creativity & Culture)

Foundation-administered project \$90,000 toward the costs of a conference entitled, *Work and Health: New Relationships in a Changing Economy*, being jointly organized by the Rockefeller Foundation, The California Endowment and The California Wellness Foundation (\$45,000 from Health Equity)

Fund for the City of New York, New York, New York \$150,000 for use by its Center on Court Innovation to support an exchange between U.S. and U.K. policymakers and practitioners in juvenile justice to review policy reforms involving community-based justice activities

Graduate School and University Center, City University of New York, New York, New York \$270,000 to support the Democracy Study Project of its Howard Samuels State Management and Policy Center

Institute for Wisconsin's Future, Milwaukee, Wisconsin \$92,000 to enable the Milwaukee Parent Action Coordination and Training project (PACT) to develop a funding model of what is required to provide an adequate education for all Milwaukee children and train parents and community groups on its implications

International Labour Organisation, Geneva, Switzerland \$175,000 toward the costs of conducting several pilot surveys of socioeconomic security among the poor, a research workshop on insecurity measures and a major international conference on socioeconomic security

National Housing Development Corporation, Rancho Cucamonga, California \$150,000 to provide initial seed capital for its program to acquire and preserve at-risk affordable housing throughout the country and eventually transfer ownership/management to local nonprofit organizations, increasing their capacity

Office of the United Nations High Commissioner for Human Rights, Geneva, Switzerland \$400,000 toward the costs of a conference to be held in South Africa to increase awareness about racism and its consequences in the 21st century

Philanthropic Collaborative, New York, New York \$300,000 in support of its project, *Demos*, to create a high profile national discussion entitled "The Common Wealth Project," aimed at raising public consciousness about the growing problem of economic inequality and poverty in the United States

University of Missouri-Columbia, Columbia, Missouri \$199,809 to generate reports about knowledge from research on education, and to sponsor conferences designed to refocus public attention on the special needs of children from poor communities and on their schools

University of Pennsylvania, Philadelphia, Pennsylvania \$50,000 in support of the Campbell Collaboration to produce and maintain systematic reviews of studies of the effectiveness of social and education interventions

STRATEGIC ALLIANCE

Asian Resources, Inc., Sacramento, California \$180,000 to support its participation in the Sacramento regional collaborative of the California Works for Better Health project, a statewide initiative designed to improve the health and economic opportunity of residents living in California

Catholic Charities of the Diocese of Fresno, Fresno, California \$180,000 to support its participation in the Fresno regional collaborative of the California Works for Better Health project, a statewide initiative designed to improve the health and economic opportunity of residents living in California

Center for Community Change, Washington, D.C. \$180,000 to support the participation of its project, the Alameda Corridor Jobs Coalition, in the Los Angeles regional collaborative of the California Works for Better Health project, a statewide initiative designed to improve the health and economic opportunity of residents living in California

Central California Legal Services, Fresno, California \$180,000 to support the participation of its project, West Fresno Coalition for Economic Development, in the Fresno regional collaborative of the California Works for Better Health project, a statewide initiative designed to improve the health and economic opportunity of residents living in California

Chinatown Service Center, Los Angeles, California \$180,000 to support its participation in the Los Angeles regional collaborative of the California Works for Better Health project, a statewide initiative designed to improve the health and economic opportunity of residents living in California

Community Coalition for Substance Abuse Prevention and Treatment, Los Angeles, California \$180,000 to support its participation in the Los Angeles regional collaborative of the California Works for Better Health project, a statewide initiative designed to improve the health and economic opportunity of residents living in California

East L.A. Community Corporation, Los Angeles, California \$180,000 to support its participation in the Los Angeles regional collaborative of the California Works for Better Health project, a statewide initiative designed to improve the health and economic opportunity of residents living in California

Environmental Health Coalition, San Diego, California \$180,000 to support its participation in the San Diego regional collaborative of the California Works for Better Health project, a statewide initiative designed to improve the health and economic opportunity of residents living in California

Fresno Center for New Americans, Fresno, California \$180,000 to support its participation in the Fresno regional collaborative of the California Works for Better Health project, a statewide initiative designed to improve the health and economic opportunity of residents living in California

Fresno Leadership Foundation, Fresno, California \$180,000 to support its participation in the Fresno regional collaborative of the California Works for Better Health project, a statewide initiative designed to improve the health and economic opportunity of residents living in California

Los Angeles Metropolitan Churches, Los Angeles, California \$180,000 to support the participation of its project, United African American Ministerial Council, in the San Diego regional collaborative of the California Works for Better Health project, a statewide initiative designed to improve the health and economic opportunity of residents living in California

Manpower Demonstration Research Corporation, New York, New York \$560,000 to evaluate the implementation of California Works for Better Health, Phase I

Metropolitan Area Advisory Committee on Anti-Poverty of San Diego County, Inc., National City, California \$180,000 to support its participation in the San Diego regional collaborative of the California Works for Better Health project, a statewide initiative designed to improve the health and economic opportunity of residents living in California

Mutual Assistance Network of Del Paso Heights, Sacramento, California \$180,000 to support its participation in the Sacramento regional collaborative of the California Works for Better Health project, a statewide initiative designed to improve the health and economic opportunity of residents living in California

National Economic Development & Law Center, Oakland, California \$225,898 to implement the first part of a multistaged technical assistance program for 16 community-building organizations in four regions of California

Sacramento Valley Organizing Community, Sacramento, California \$180,000 to support its participation in the Sacramento regional collaborative of the California Works for Better Health project, a statewide initiative designed to improve the health and economic opportunity of residents living in California

San Diego Organizing Project, San Diego, California \$180,000 to support its participation in the San Diego regional collaborative of the California Works for Better Health project, a statewide initiative designed to improve the health and economic opportunity of residents living in California

Strategic Concepts in Organizing & Policy Education, Los Angeles, California \$180,000 to support its participation in the Los Angeles regional collaborative of the California Works for Better Health project, a statewide initiative designed to improve the health and economic opportunity of residents living in California

Global Public Goods

GLOBAL DIALOGUES ON BIOTECHNOLOGY –
A SHARED PROGRAM WITH FOOD SECURITY

AfricaBio, Irene, South Africa \$58,200 toward the costs of a workshop on food and agricultural biotechnology for decision makers in the South African Development Community region, held in Midrand, Gauteng, South Africa

African Biotechnology Stakeholders Forum, Nairobi, Kenya \$29,605 toward the costs of a mass media and policymakers workshop on biotechnology

Bread for the World Institute, Washington, D.C. \$200,000 to reframe debates about biotechnology in the context of a campaign to reduce hunger in Africa

Center for Science in the Public Interest, Washington, D.C. \$200,000 toward the costs of a project to broaden public debate on genetic engineering in agriculture and to encourage improved regulations in biotechnology

Consumer Federation of America Foundation, Washington, D.C. \$150,000 for research, analysis, commentary and public information efforts of its Food Policy Institute on agricultural biotechnology issues

John Dillé, Rock Hill, South Carolina \$15,685 to study the feasibility of publishing the Plant Biotechnology Quarterly, a new journal on genetically modified crops

Food and Agriculture Organization of the United Nations, Rome, Italy \$12,000 for use by its subregional office in southern and eastern Africa to develop information materials to be used in Africa to communicate issues related to the development and use of transgenic crop plants

Foundation-administered project: \$200,000 toward the costs of activities that are being developed to facilitate an international dialogue on biotechnology among groups holding divergent views on the application of biotechnology to agriculture

Foundation-administered project: \$441,500 for the costs of consultants for the Global Dialogues on Plant Biotechnology

Foundation-administered project: \$847,430 toward the costs of activities to develop an ongoing international dialogue on the application of biotechnology to agriculture among groups holding divergent views

Global BioDiversity Institute, Wilmington, Delaware \$30,000 toward the costs of its training program in biodiversity, biotechnology and law at the University of Botswana, Aug. 1–Sept. 7, 2000

Harvard University, Cambridge, Massachusetts \$500,000 for use by its Center for International Development toward the costs of its project on the role of biotechnology in the global economy, specifically the implications for developing countries

Institute of Development Studies, Brighton, United Kingdom \$300,000 for a research program to examine biotechnology policy processes in developing countries and to explore how different local and national contexts enable or constrain the consideration of poor farmers' perspectives

International Center for Tropical Agriculture, Cali, Colombia \$150,075 to develop and follow a multistep process involving biosafety assessment, nutritional testing and negotiations on intellectual-property rights for the delivery of safe and useful transgenic rice cultivars to seed producers and farmers in Costa Rica and other Latin American countries

International Centre of Insect Physiology and Ecology, Nairobi, Kenya \$250,000 for research to assess the risk of transgene dissemination associated with the introduction of genetically modified crops in Africa using cowpea as a model

International Service for the Acquisition of Agri-Biotech Applications, Ithaca, New York \$225,000 to establish a knowledge center on crop biotechnology located in Southeast Asia serving all developing countries and to facilitate a dialogue that will enable policymakers and scientists responsible for crop biotechnology in developing countries to better understand the positions and concerns of all sides in the global debates on this topic

KCTS Television, Seattle, Washington \$50,000 toward the costs of its documentary, Hot Potatoes, a history of potato blight and efforts to develop blight-resistant potatoes

Panos Institute, London, United Kingdom \$75,320 toward the cost of a pilot project in Kenya and Zambia to stimulate public awareness and debate on plant biotechnology

Philanthropic Collaborative, New York, New York \$20,000 for general support of its Funders Working Group on Biotechnology

Royal Institute of International Affairs, London, United Kingdom \$68,000 for a workshop and book publication that will analyze the evolution of the Cartagena Protocol on Biosafety in order to provide background for its interpretation and implementation

Rural Advancement Foundation International, Winnipeg, Canada \$317,500 for a program to advance the informal participation of rural societies of developing countries in agricultural research and development that address food security

Rural Advancement Foundation International, Winnipeg, Canada \$45,000 for the participation of representatives from Southern civil-society organizations in the Global Forum on Agricultural Research, an international conference on agricultural biotechnology and food security-related topics

South Centre, Geneva, Switzerland \$23,120 to enable experts to take part in a two-day workshop in Geneva on implementing the Biosafety Protocol

Syracuse University, Syracuse, New York \$200,000 toward the costs of its Gene Media Forum's project to develop an international information system for journalists and the public on food and biotechnology

Tides Center, San Francisco, California \$50,000 toward the costs of its project, Northwest Science and Environmental Policy Center, for its work on intellectual property and North-South issues in the development of agricultural biotechnology

University of Costa Rica, San Jose, Costa Rica \$150,000 to develop and follow a multistep process involving biosafety assessment, nutritional testing and negotiations on intellectual-property rights for the delivery of safe and useful transgenic rice cultivars to seed producers and farmers in Costa Rica and other Latin American countries

University of Pennsylvania, Philadelphia, Pennsylvania \$447,700 for use by its Center for Bioethics to establish a framework of values and principles that can command broad public consensus and guide debate about genetically modified organisms and their role in relation to food security

World Media Foundation, Cambridge, Massachusetts \$50,000 toward the costs of Living on Earth, National Public Radio's news journal on the environment, for coverage on genetically modified agriculture

World Resources Institute, Washington, D.C. \$400,000 to strengthen the capacity of developing countries to implement the Biosafety Protocol through research, workshops and the publication of a guide to the Protocol

INTELLECTUAL PROPERTY RIGHTS

Center for International Environmental Law, Washington, D.C. \$45,163 for a joint project, with the South Centre, to enhance developing-country participation in World Trade Organization negotiations on intellectual property

Essential Information, Washington, D.C. \$98,000 toward the costs of its Consumer Project on Technology's research on transparency and accountability in the intellectual-property system

First Nations Development Institute, Fredericksburg, Virginia \$100,000 toward the costs of its effort to find new approaches to securing indigenous peoples' cultural, artistic and scientific heritage through trade law and financial markets.

Foundation-administered project: \$272,000 for a series of meetings, service arrangements and/or consultancies that will inform an ongoing exploration on intellectual-property rights

International Institute for Sustainable Development, Winnipeg, Manitoba, Canada \$100,000 toward the costs of reports and online coverage of meetings related to intellectual-property rights for publication in its Earth Negotiations Bulletin

Habitat International Coalition, Geneva, Switzerland \$51,000 for the work of its project, the International NGO Committee on Human Rights in Trade and Investment

Panos Institute, London, United Kingdom \$116,175 toward the costs of a project to examine issues concerning patenting and other intellectual-property rights as they affect public health in developing countries

South Centre, Geneva, Switzerland \$45,000 for the costs of the publication and dissemination of two monographs by Carlos Correa on intellectual-property-rights issues in developing countries

South Centre, Geneva, Switzerland \$82,113 for a joint project, with the Center for International Environmental Law, to enhance developing-country participation in World Trade Organization negotiations on intellectual property

South Centre, Geneva, Switzerland \$36,000 for the costs of the publication and dissemination of a monograph by Carlos Correa on integrating public-health concerns into patent legislation in developing countries

University of Pennsylvania, Philadelphia, Pennsylvania \$19,648 for use by its Center for Bioethics to explore the current state of ownership, patenting and property statutes of genetic and biological material through the establishment of an international database

GENDER EQUITY

Affinity Group on Population, Reproductive Health and Rights, Takoma Park, Maryland \$100,000 for general support and toward the cost of an analysis of current funding trends in population, reproductive health and rights

Benton Foundation, Washington, D.C. \$100,000 toward the costs of its One World US Center in its outreach and editorial activities related to women and reproductive rights

Earth Times Foundation, New York, New York \$75,000 toward the cost of reporting on population, international development, the environment and other social issues

Equilibrium and Population, Paris, France \$248,000 for activities designed to educate European policymakers and the public about international population and reproductive-health issues

Family Federation of Finland, Helsinki, Finland \$172,640 to complete an educational initiative on international reproductive-health and family-planning issues for parliamentarians, government officials and the media

International Planned Parenthood Federation, London, United Kingdom \$138,590 to continue an educational initiative on international reproductive-health issues by contributing to the peer-review process of individual countries' overseas development-assistance efforts that is undertaken by the OECD's Development Assistance Committee

International Women's Health Coalition, New York, New York \$500,000 for general support

Project Hope International, Arnold, Maryland \$19,640 for the costs of research to inform the development of a safe house in northeastern Thailand for the victims of child prostitution and exploitation

Swedish Association for Sex Education, Stockholm, Sweden \$75,000 to complete an educational initiative concerning the Cairo Programme of Action, particularly adolescent reproductive health and rights, for Swedish opinion leaders, government officials and the public

PEACE AND SECURITY

American Academy of Arts and Sciences, Cambridge, Massachusetts \$50,000 toward the costs of its Pugwash Study Group's project on intervention, sovereignty and international security

Asia Society, New York, New York \$37,365 toward the costs of its study on conflict resolution in Asia

Asia Society, New York, New York \$5,000 toward the costs of women's participation at a symposium to explore opportunities for building peace and civil society in Afghanistan

Center for Economic and Social Rights, Brooklyn, New York \$60,000 for research on the conditions of the Kurdish minority in Iran to help understand how Islamic thought shapes the treatment of minorities

Economic Affairs Bureau, Cambridge, Massachusetts \$10,000 toward the cost of a series of articles for its magazine, *Dollars and Sense*, on the connections between the expansion of corporate dominance throughout the world and the increased lethality of conflicts among and within smaller nations

Foundation-administered project \$105,000 for a series of meetings and consultancies leading to a Bellagio conference to develop international mechanisms to strengthen minority rights globally with a focus on the United Nations system

Foundation-administered project \$120,000 to examine if globalization makes non-state armed groups vulnerable to international pressure to improve respect for human rights

Harvard University, Cambridge, Massachusetts \$200,000 toward the costs of the Common Security Forum, a joint project with King's College, University of Cambridge, to encourage new ways of thinking about global security as well as the active development of new policies for global political cooperation and the renewal of international political institutions

Human Rights Watch, New York, New York \$20,000 toward the costs of a research paper on its role in addressing the problem of human-rights violations committed by armed, nongovernmental groups, particularly in Asia and Africa

International Council on Human Rights Policy, Versoix, Switzerland \$40,000 toward the costs of a meeting of national and international human rights organizations to discuss the dilemmas that arise when human-rights abuses are addressed through military intervention

International Council on Human Rights Policy, Versoix, Switzerland \$24,500 toward the costs of a report on the impact and effectiveness of human-rights organizations on armed groups to respect human rights

International Institute for Strategic Studies, London, United Kingdom \$20,000 toward the costs of the publication and dissemination of a monograph that examines the potential for peace conditionality

International Institute for Strategic Studies, London, United Kingdom \$15,000 toward the costs of its project to examine the effects of international administration of war-torn societies

International Peace Academy, New York, New York \$200,000 towards the costs of its project on how economic issues in civil wars affect the transition from war to peace

King's College, University of Cambridge, Cambridge, United Kingdom \$500,000 toward the costs of the Common Security Forum, a joint project with Harvard University's Center for Population and Development Studies to encourage new ways of thinking about global security

National Committee on American Foreign Policy, New York, New York \$135,000 toward the costs of a CD-ROM project on humanitarian mine clearance

Nautilus of America, Berkeley, California \$500,000 for a fellowship program on information technology and security for young policymakers

New School University, New York, New York \$50,000 for use by its World Policy Institute toward the costs of producing several articles for its *World Policy Journal*

New York University, New York, New York \$225,000 for use by its Center on International Cooperation toward the costs of a research project to analyze regional conflict formations in South Central Asia and the Great Lakes region of Africa

Project Underground, Berkeley, California \$20,000 toward the costs of developing a Web-based database on conflicts around the world that are based on mining and oil resources and that affect minorities

Bryan Rich, New York, New York \$25,000 for completion of a documentary, *Breaking the Codes*, on ethnic conflict in Burundi

Social Science Research Council, New York, New York \$100,000 to complete a book-length case study of the effort to ban land mines that led to the Ottawa treaty

Social Scientists' Association, Colombo, Sri Lanka \$25,000 toward the costs of a project to examine the political economy of armed conflict and its contribution to ethnic polarization in Sri Lanka

United Nations Development Programme, New York, New York \$100,000 toward the costs of a workshop to inform, elicit and support civil society efforts to resolve conflict by mapping future scenarios

Globalization and Livelihoods

LIVELIHOODS AND ECONOMIC INTEGRATION

American Prospect, Boston, Massachusetts \$200,000 toward the costs of its project on the governance of global commerce and how increasing globalization can benefit, rather than penalize, the poorest and most marginalized peoples of the world, for publication in its magazine, *The American Prospect*

Stephanie Black, New York, New York \$15,000 to complete a documentary film on the impact of policies and trends related to global economic integration in Jamaica

Center for Economic and Policy Research, Washington, D.C. \$100,000 for its research and education project on policy issues related to economic integration and intellectual-property rights

Center for International Environmental Law, Washington, D.C. \$71,900 to strengthen efforts by civil society, international organizations and developing-country governments to promote constructive reform of the World Trade Organization and related international and regional trade and investment institutions

Circle Foundation, Bethesda, Maryland \$50,000 toward the costs of its Vox Populi project, designed to give the American public a greater voice in the public policy process, through the interpretation of policy data, a television series and a Web site

Development Group for Alternative Policies, Washington, D.C. \$150,000 toward the costs of its Structural Adjustment Participatory Review Initiative—a global civil-society network

Development Group for Alternative Policies, Washington, D.C. \$70,000 toward the costs of its Alliance for Responsible Trade's program to promote equitable and sustainable trade, economic integration and development in the Americas

Financial Markets Center, Philomont, Virginia \$80,000 for an international conference to examine how to improve transparency and accountability in central banking policies and practices

Foundation-administered project \$64,729 for a series of meetings, service arrangements and consultancies to inform an ongoing exploration on promoting equitable economic integration

George Meany Center for Labor Studies, Silver Spring, Maryland \$30,000 toward the costs of participation of representatives from developing countries in a meeting of union and worker educators to discuss popular education in a more global economy

Global Labour Institute, Geneva, Switzerland \$31,000 toward the costs of planning an international conference of informal sector workers, aimed at increasing the participation of these workers in negotiations on international labor standards

GLOBE U.S.A., Washington, D.C. \$40,000 toward the costs of its project on globalization and the role of legislators in this process

Harvard University, Cambridge, Massachusetts \$100,000 toward the costs of a research and fellowship program for developing-country policymakers designed to make openness work for developing countries by establishing national models appropriate to the diversity of their institutional structures

Institute for Agriculture and Trade Policy, Minneapolis, Minnesota \$46,400 toward the costs of its conference on building a movement for global democracy, held at the Bellagio Study and Conference Center, May 2000

International Center for Not-for-Profit Law, Washington, D.C. \$25,000 toward the costs of the component for sub-Saharan Africa of a database project designed to provide useful resources to advance the development of better laws affecting civil-society organizations in countries around the world

International Centre for Trade and Sustainable Development, Geneva, Switzerland \$50,000 toward the costs of production and development of two of its BRIDGES publications—a monthly review and a weekly trade-news digest

International Institute for Sustainable Development, Winnipeg, Manitoba, Canada \$400,000 for a project to build long-term capacity among developing-country institutions to address trade and sustainable-development issues

International South Group Network, Quezon City, Philippines \$206,000 to support the projects of its Southern and Eastern Africa Trade Information and Negotiations Initiative to strengthen the ability of African officials to negotiate on trade and development issues, and to develop research and teaching capacity in trade policy in African institutions

La Trobe University, Victoria, Australia \$15,000 toward the costs of an abbreviated version of its study on global governance reform

Montreal International Forum, Montreal, Quebec, Canada \$70,000 toward the cost of two projects: its Forum 2000 on Human Security and a new global governance initiative.

National Center for Economic and Security Alternatives, Washington, D.C. \$50,000 toward the costs of a project on developing comprehensive social and economic policy strategies for the United States in the era of globalization

Park Ridge Center, Chicago, Illinois \$104,960 to conduct a three-part inquiry in order to develop a framework of ethics from which to evaluate globalization

Public Interest Projects, New York, New York \$38,500 toward the costs of a research project on tobacco control and trade issues

Queens' College, University of Cambridge, Cambridge, United Kingdom \$100,000 toward the costs of developing-country participants in two educational seminars on changing international financial regulations

Rockefeller Family Fund, New York, New York \$22,150 for use by its Environmental Grantmakers Association toward the costs of the Funders' Network on Trade and Globalization, an initiative designed to raise awareness and facilitate dialogue within the foundation community about the relevance of international trade and globalization issues

Stanford University, Stanford, California \$150,000 for use by its Institute for International Studies toward the costs of its Initiative for Policy Dialogue to foster transparent and participatory decision-making processes at both the national and global levels.

StreetNet Association, Durban, South Africa \$80,000 for research on (1) economic conditions of women street vendors in Zimbabwe, Uganda, Ivory Coast and Ghana, and (2) a set of public dialogues to promote policies and practices that will improve their well-being

Synergos Institute, New York, New York \$450,000 for general support (\$150,000 from Global Philanthropy)

Tides Center, San Francisco, California \$98,100 for use by its project, New Economy Communications, toward its project to develop a strategy for nongovernmental organizations to assist the poor and excluded in developing countries to obtain labor rights in the global economy

United Nations Association of the United States of America, New York, New York \$50,000 for the planning phase of its project on global health and the United Nations system.

United Nations Development Programme, New York, New York \$150,000 toward the cost of an alternative trade report on renewing the global governance of trade

United Nations Development Programme, New York, New York \$40,000 toward the costs of an initiative designed to provide impetus to a broad debate on the question of fairness and inclusion in the decision-making structures of global negotiations and institutions

University of Massachusetts at Amherst, Amherst, Massachusetts \$75,000 for use by its Political Economy Research Institute for a research project on how to restructure complementary domestic and international financial rules and institutions in order to promote more stable, egalitarian growth in a period of global economic integration

ENVIRONMENT AND LIVELIHOODS

Bellagio Forum for Sustainable Development, Osnabruck, Germany \$60,000 for general support

Centre for Science and Environment, New Delhi, India \$20,000 toward the costs of a study on the practice of community-based water management on degraded lands.

Chiang Mai University, Chiang Mai, Thailand \$15,000 toward the costs of an international symposium on the governance of natural resources in the Mekong region

Cropper Foundation, Trinidad and Tobago \$60,000 toward the costs of an international conference to investigate public policies in environment to promote greater equity

Foundation-administered project: \$20,000 to explore the feasibility of a cross-thematic program on water with the Food Security and Health Equity themes

Green World Foundation, Bangkok, Thailand \$19,360 toward the costs of a workshop on community river care in the Mekong region

International Centre for Research in Agroforestry, Nairobi, Kenya \$175,000 to support the development of science-based tools to advance local participatory watershed management in Thailand (\$40,000 from Food Security)

Hanoi Agricultural University, Hanoi, Vietnam \$10,000 toward the costs of a national workshop on the impacts of decentralization policies on water and natural resource management in the Vietnamese uplands.

Harvard University, Cambridge, Massachusetts \$50,000 toward the costs of a resurvey on water use, sanitation, energy use and demographic transitions in two rural villages in North Bihar, India

LEAD International, New York, New York \$15,000,000 for general support

Nepal Water Conservation Foundation, Kathmandu, Nepal \$35,000 toward the costs of a workshop and strategy meeting on water issues related to human rights and governance, held in Kathmandu, Nepal, October 2000

Pacific Institute for Studies in Development, Environment, and Security, Oakland, California \$10,000 toward the costs of the purchase and distribution of "The World's Water," a book on global and regional freshwater problems and solutions, to university libraries and nongovernmental organizations in sub-Saharan Africa and South and Southeast Asia

Pacific Institute for Studies in Development, Environment and Security, Oakland, California \$61,780 for research to assess the connections between water resources and issues of economic globalization and privatization

Tay Nguyen University, Daklak, Vietnam \$7,500 toward the costs of a workshop on participatory water resources management in Vietnam's central highlands

United Nations Development Programme, New York, New York \$80,000 toward the costs of a technical adviser for its Energy and Atmosphere Programme

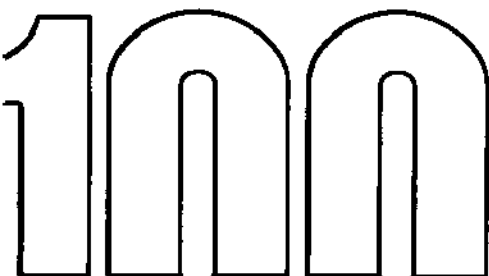
University of Massachusetts, Lowell, Lowell, Massachusetts \$25,500 for use by its Lowell Center for Sustainable Production toward the costs of a training program in clean production for international environmental and community activists

Water Policy International, Surrey, United Kingdom \$26,000 toward the costs of African participation in a workshop on the establishment of an international civil-society discourse on development in the Nile Basin

World Business Council for Sustainable Development, Conches-Geneva, Switzerland \$150,000 to examine and build support for the ways in which the mining industry can contribute to a global transition for sustainable development

World Resources Institute, Washington, D.C. \$87,000 toward the costs of initiating regional pilot assessments in Southeast Asia and southern Africa of the Millennium Ecosystem Assessment

World Resources Institute, Washington, D.C. \$105,000 for research on water-management issues in the countries of the Mekong watershed



REGIONAL PROGRAMS

Africa Regional Office

HUMAN CAPACITY BUILDING

African Economic Research Consortium, Nairobi, Kenya \$166,543 to support the development of an Africa-based collaborative Ph.D. program in order to further strengthen teaching and research capacity on the continent

Association of African Universities, Accra-North, Ghana \$25,570 toward the cost of conducting a mapping of current variants in the provisions of university education in Africa

Boston College, Chestnut Hill, Massachusetts \$20,000 for use by its Center for International Higher Education to support a study on the academic profession and the changing conditions in global higher-education systems

Foundation-administered project: \$100,000 toward the costs of a series of workshops to promote a dialogue between Makerere University and the Government of Uganda to identify ways to increase the outreach of the University in response to governmental decentralization in Uganda

Foundation-administered project: \$297,500 toward the costs of facilitating a dialogue between Makerere University and the Government of Uganda to identify ways of their working together to meet the training needs related to the decentralization of the university system in Uganda

Foundation-administered project: \$450,000 toward the costs of a series of workshops, seminars, analytical case studies and consultancies to help strengthen selected African universities as institutions and to build their capacity to contribute more effectively to national development

Makerere University, Kampala, Uganda \$38,720 to enable its Committees of Seven and Fourteen to continue planning activities involving new work on capacity building for decentralization in Uganda

Makerere University, Kampala, Uganda \$198,620 toward the costs of its project on capacity building to meet the demand for human resources at the district level as a result of decentralization in Uganda

Makerere University, Kampala, Uganda \$2,000,000 to support its revitalization as an institution that can nourish Uganda's social, political and economic transformation in the 21st century, and address the human capacity and research needs of decentralization

Makerere University, Kampala, Uganda \$22,000 toward the costs of its strategic-planning exercise to meet the demand for human resources at the district level as a result of decentralization in Uganda

Salzburg Seminar, Middlebury, Vermont \$50,000 to support a workshop to explore global trends affecting the future of higher education in emerging economies

Social Science Research Council, New York, New York \$99,872 to strengthen research by African scholars and others on higher-education institutions and systems in Africa

United Nations Educational, Scientific and Cultural Organization, Paris, France \$56,000 for use by its International Institute for Educational Planning for the Association for the Development of Education in Africa's Working Group on Higher Education to conduct a study of higher-education innovations in African universities

Women's Law and Public Policy Fellowship Program, Washington, D.C. \$25,000 toward the cost of a Leadership and Advocacy for Women in Africa Higher Education Fellowship to recruit and train one female lawyer from Tanzania who will focus on improving equal access to higher education

Yale University, New Haven, Connecticut \$18,294 for a planning meeting to convene Yale faculty and outside advisers from academia, organizations and foundations to establish an agenda for an upcoming international higher-education symposium

AFRICAN CAREER AWARDS

Aggrey J. D. Ambali, Malawi \$32,000 to enable him to conduct postdoctoral research at the University of Malawi on the effectiveness of protective reserves for the recovery of commercially important small cichlid species in Lake Malombe, Malawi

Foundation-administered project: \$400,000 for administrative costs of the African Career Awards program

Rachel Gesani, Kenya \$32,000 to enable her to conduct postdoctoral research at the African Economic Research Consortium on the effect of health-care reforms on access to health services in Kenya

Stephen Mwangi Githin, Kenya \$32,000 to enable him to conduct postdoctoral research at the International Centre of Insect Physiology and Ecology using linkage mapping of the main cowpea pest-resistant genes

Richard Hasler, Zimbabwe \$32,000 to enable him to conduct postdoctoral research at the University of Botswana on community-based wildlife management of communal lands in Botswana and Zimbabwe

Lawrence Ikaman, Kenya \$32,000 to enable him to conduct postdoctoral research at the University of Nairobi on maternal health-care utilization in Teso District, Kenya

Daniel Matthews Jamu, Malawi \$31,933 to enable him to conduct postdoctoral research at the International Center for Living Aquatic Resources Management concerning nitrogen use, and efficiency and retention in integrated aquaculture/agriculture systems in Malawi

Melekidzedeck Khayesi, Kenya \$32,000 to enable him to conduct postdoctoral research at Kenyatta University on the socioeconomic determinants of the ability to cope with the consequences of road-traffic accidents in Kenya

Barnabas A. Kiiza, Uganda \$32,000 to enable him to conduct postdoctoral research at Makerere University on micro-finance development and poverty alleviation in Uganda

Jackson Kung'u, Kenya \$32,000 to enable him to conduct postdoctoral research at the Kenya Agricultural Research Institute on the fungus that causes gray leaf spot on maize in Kenya

Grace Bantebya Kyomuhendo, Uganda \$29,960 to enable her to conduct postdoctoral research at Makerere University on causes of maternal mortality in Uganda

Lily Mafela, Botswana \$32,000 to enable her to conduct postdoctoral research at the University of Botswana on nonformal education programs and girls' reintegration into the education system in Botswana

Ishmail Mahin, Kenya \$31,998 to enable him to conduct postdoctoral research at Kenyatta University concerning community fuel-wood resource management in Nyando District, Kenya

Paul Manda, Tanzania \$31,985 to enable him to conduct postdoctoral research at the University of Dar es Salaam on the relationship between modern contraceptive use and women's empowerment in Dodoma Municipality, Tanzania

David Mazambani, Zimbabwe \$29,235 to enable him to conduct postdoctoral research at Edit Trust on gender, governance and the welfare of rural women, focusing on land policies and their impact on women in Ward 4, Nyanga District, Zimbabwe

Rwenge Mburano, Cameroon \$32,000 to enable him to conduct postdoctoral research at the University of Yaounde II on gender relations, women's status and contraceptive use in Cameroon

Jacob Ole Miaron, Kenya \$32,000 to enable him to conduct postdoctoral research at the University of Nairobi on validating Maasai ethnoveterinary medicinal plants in Kenya

Solomon Mombeshora, Zimbabwe \$32,000 to enable him to conduct postdoctoral research at the University of Zimbabwe on the impact of Zimbabwe's economic reform program on women in rural Zimbabwe

Elias Mpofo, Zimbabwe \$32,000 to enable him to conduct postdoctoral research at the University of Zimbabwe on ways of enhancing the social acceptance of disabled students in integrated-schooling situations in Zimbabwe

Linus Munithi, Kenya \$32,000 to enable him to conduct postdoctoral research at the Kenya Agricultural Research Institute on the development and improvement of integrated management strategies for Irish potato bacterial wilt in Kenya

Phlomena Wainmu Murriri, Kenya \$32,000 to enable her to conduct postdoctoral research at Kenyatta University on gender inequalities in the planning, development and management of low-income settlements in Nairobi, Kenya

Louis Mumera, Kenya \$32,000 to enable him to conduct postdoctoral research at Egerton University on soil-fertility replenishment and weed control in maize-based cropping systems in western Kenya

Charles Nzioka, Kenya \$31,980 to enable him to conduct postdoctoral research at the University of Nairobi on the subculture, livelihoods and survival strategies of adolescent street girls in Nairobi

Jasper Ogwal-Okeng, Uganda \$32,000 to enable him to conduct postdoctoral research at Makerere University on the effectiveness and safety of two traditional herbal remedies for the treatment of malaria in Uganda

Sheila Okoth, Kenya \$32,000 to enable her to conduct postdoctoral research at the University of Nairobi on mycotoxin contamination in infants' food in Kenya

Joseph Oryokot, Uganda \$31,825 to enable him to conduct postdoctoral research at Makerere University on the use of animal draught technology to improve weed management in finger millet in Uganda

Chris Shisanya, Kenya \$31,974 to enable him to conduct postdoctoral research at Kenyatta University on the response of small-scale farmers to population pressure on land in Vihiga District, Kenya

James Tumwine, Uganda \$34,000 to enable him to conduct postdoctoral research at the Kawanda Agricultural Research Institute on the resistance of tomatoes to late blight disease in Uganda

Wilberforce Tushemereirwe, Uganda \$32,000 to enable him to conduct postdoctoral research at the Kawanda Agricultural Research Institute, Uganda, on the effect of banana leaf speckle on yield in East African highland bananas

AFRICAN DISSERTATION INTERNSHIP AWARD

Iowa State University, Ames, Iowa: \$2,575 in conjunction with the African Dissertation Internship Award to Monday Ochu Mbila, to allow his supervisor at the University of Nigeria to attend his dissertation defense

Louisiana State University, Baton Rouge, Louisiana: \$2,750 in conjunction with the African Dissertation Internship Award for Edmond Kabagambe, to enable his supervisor at Makerere University to attend his dissertation defense

Northwestern University, Evanston, Illinois: \$4,450 in conjunction with the African Dissertation Internship Award for Amal Hassan Fadlalla, to enable her supervisor at the University of Khartoum to attend her dissertation defense

Princeton University, Princeton, New Jersey: \$4,397 in conjunction with the African Dissertation Internship Award to David Gordon, to allow his supervisor at the University of Zambia to attend his dissertation defense

Purdue University, West Lafayette, Indiana: \$4,421 in conjunction with the African Dissertation Internship Award to Samson Angima, to allow his supervisor at the International Centre for Research in Agroforestry to attend his dissertation defense

Tufts University, Medford, Massachusetts: \$2,050 in conjunction with the African Dissertation Internship Award for Timothy Afful-Koomson, to enable his supervisor at the Forestry Research Institute of Ghana to attend his dissertation defense

University of British Columbia, Vancouver, Canada: \$3,450 in conjunction with the African Dissertation Internship Award for Anthony Mawuli Salia, to enable his supervisor at the University of Cape Coast to attend his dissertation defense

University of British Columbia, Vancouver, Canada: \$3,475 in conjunction with the African Dissertation Internship Award for Joyce G. Maina, to enable her supervisor at the University of Nairobi to attend her dissertation defense

University of Cape Town, Rondebosch, South Africa: \$270,380 for the costs of consultative workshops of the partner universities of its University Science, Humanities and Engineering Partnership in Africa in order to develop collaborative research projects that integrate capacity development with a focus on health equity and food security

University of Cape Town, Rondebosch, South Africa: \$50,000 for the costs of consultations with the vice chancellors of the partner universities of the University Science, Humanities and Engineering Program in Africa on the expansion of the program to include health sciences and agriculture

University of Illinois at Chicago, Chicago, Illinois: \$2,439 in conjunction with the African Dissertation Internship Award to Godfrey Gitogo Maina, to enable his supervisor at Moi University to attend his dissertation defense

FEMALE EDUCATION IN AFRICA

Egerton University, Njoro, Kenya: \$74,991 toward the costs of training in information technology for the pupils participating in its reading-tent project, with particular emphasis on using the Internet

Forum for African Women Educationalists, Ghana Chapter, Accra, Ghana: \$25,000 for general support

Forum for African Women Educationalists, Ghana Chapter, Accra, Ghana: \$45,000 for research on policies and interventions associated with girls' sexual maturation and menstrual practices in schools in Ghana

Forum for African Women Educationalists, Ghana Chapter, Accra, Ghana: \$298,760 for capacity building and technical support to improve the management of its secretariat and the effectiveness of its outreach activities

Forum for African Women Educationalists, Nairobi, Kenya: \$790,000 for implementation of the program on strategic-resource planning for girls' education and for development of an integrated operational framework for all activities of the FAWE-led Working Group on Female Education

Forum for African Women Educationalists, Nairobi, Kenya: \$750,000 for general support

Forum for African Women Educationalists, Uganda Chapter, Kampala, Uganda: \$25,000 for general support

Foundation-administered project: \$200,000 for administrative expenses of the Female Participation in Education in Africa program

Foundation-administered project: \$120,000 to explore the implications of African multilingualism in the development of curricula for girls

Foundation-administered project: \$77,200 for the costs of a consultative meeting to assess the results of exploratory work on basic learning competencies and sexual maturation

Foundation-administered project: \$94,464 for the costs of a service arrangement with the University of Zimbabwe to carry out case studies in Zimbabwe on basic-learning competencies and life skills of girls, especially as related to sexual maturation

Foundation-administered project: \$250,000 toward the costs of producing innovative newsletters for teachers and students for the Minds Across Africa School Clubs program in primary schools, and of reprinting the newsletters and the educational comics for that program in the format of charts that are more economical, durable and versatile

Foundation-administered project: \$97,194 for the costs of a service arrangement with Makerere University to carry out case studies in Uganda on basic learning competencies and life skills of girls, especially as related to sexual maturation

Foundation-administered project: \$98,240 for the costs of a service arrangement with Kenyatta University to carry out case studies in Kenya on basic learning competencies and life skills of girls, especially as related to sexual maturation

Hanoi School of Public Health, Hanoi, Vietnam: \$36,225 for research on policies and interventions associated with girls' sexual maturation and menstrual practices in Vietnamese schools

Institute for Reproductive Health Training and Research, Nairobi, Kenya: \$25,200 toward the development of educational information to prepare pre-adolescents for the process of sexual maturation

Kenyatta University, Nairobi, Kenya: \$16,700 for the costs of a meeting to bring together international agencies and donors based in Kenya with the Government and Kenyan universities to examine the feasibility of a project to advance girls' mathematics and science education in Kenya

Kenyatta University, Nairobi, Kenya: \$30,000 toward the costs of creating awareness among stakeholders about life skills and sexual maturation as they affect girls' access to, and participation in, education

Maendeleo ya Wanawake Organization, Nairobi, Kenya: \$315,875 toward the cost of implementing an intervention designed to reduce girls' dropout rates from primary school in five districts in Kenya that currently have poor girls' completion rates

Makerere University, Kampala, Uganda: \$30,000 for a project to create awareness among stakeholders about life skills and sexual maturation as they affect girls' access to, and participation in, education

Makerere University, Kampala, Uganda: \$58,881 toward the costs of illustrating children's stories from its project on Minds Across Africa School Clubs

Materi Girls' Centre, Meru, Kenya: \$25,000 toward the costs of its project to train trainers, community leaders and youth in health concepts that will promote better health for the Centre's students and the surrounding community

Nnabagereka Development Trust Fund, Kampala, Uganda: \$51,982 toward the costs of research to identify critical areas to address and approaches to mobilize communities and households in promoting children's welfare and economic development

South African Broadcasting Corporation, Auckland Park, South Africa: \$150,000 for its outreach program, Takalani Sesame, designed to provide access to quality, early learning experiences in disadvantaged communities through the effective use of radio and television programs

University of Nairobi, Nairobi, Kenya: \$10,917 toward the publication of a booklet on HIV/AIDS education and its distribution to primary and secondary school teachers in Kenya

United Nations Children's Fund, New York, New York: \$25,000 for the costs of travel to international meetings to advance the goals of its Alliance for Community Action on Female Education

United Nations Children's Fund, New York, New York: \$400,000 for its trust fund for the Alliance for Community Action on Female Education

United Nations Educational, Scientific and Cultural Organization, Paris, France: \$74,000 for use by its International Institute for Educational Planning to support the activities of the Association for the Development of Education in Africa

University of Zimbabwe, Harare, Zimbabwe: \$30,000 toward the costs of creating awareness among stakeholders about life skills and sexual maturation as they affect girls' access to, and participation in, education

OTHER THEMATIC ACTIVITIES

Africa Centre, London, United Kingdom: \$177,472 to develop a comprehensive digital database of information on Africa and to strengthen its radio program on African affairs that promotes scholarly debates on the developmental challenges facing the African continent

Africa University, Mutare, Zimbabwe: \$291,000 toward the initial planning phase of its Institute of Peace, Leadership and Governance in Africa

Association for Better Land Husbandry, Nairobi, Kenya: \$15,000 to support a project-based poverty-assessment study linked to national poverty surveys

Association of African Universities, Accra-North, Ghana: \$217,677 toward the costs of a project to develop a database of African theses and dissertations

BOOST Fellowship Foundation, Arlington, Virginia: \$198,544 for a pilot program in Zimbabwe to develop and nurture student entrepreneurship and commitment to community poverty alleviation through partnerships among universities, the private/corporate sector and communities in southern Africa

Development Innovations and Networks, Harare, Zimbabwe: \$70,000 toward the costs of a summit meeting on micro-credit to benefit the poor in Africa

Foundation-administered project: \$100,000 toward the costs of a series of meetings to assist in the development of strategy papers for the different components of the Africa program

Foundation-administered project- \$100,000 toward the costs of meetings to develop a framework for a multidonor Partnership for African Renewal

International Association of Students Interested in Economics and Business Management-Kenya, Nairobi, Kenya \$10,000 toward the costs of its external forum on empowering youth through the African renaissance, a component of its East and Southern Africa Leadership Development Seminar, Nairobi, April 2000

International Council on Social Welfare, Kampala, Uganda \$10,000 for five participants from East Africa to participate in the International Conference on Social Welfare held in Cape Town, South Africa, October 2000

International Food Policy Research Institute, Washington, D.C. \$179,124 to support a study on poverty mapping in Malawi and Mozambique

International Livestock Research Institute, Nairobi, Kenya \$160,000 to support the development, in collaboration with the African Economic Research Consortium, of a spatial database on poverty for East Africa

Legal Education Foundation, Nairobi, Kenya \$23,440 for research on traditional mechanisms of conflict prevention, management and resolution in Africa

Organization for Social Science Research in Eastern and Southern Africa, Addis Ababa, Ethiopia \$20,000 toward the costs of an international conference, African Conflicts: Management, Resolution and Post-Conflict Reconstruction, being organized jointly with the Development Policy Management Forum, held in Addis Ababa, Ethiopia, December 2000

United Nations Centre for Human Settlements, Nairobi, Kenya \$75,000 toward the costs of implementing a global campaign on good urban governance

University of Nairobi, Nairobi, Kenya \$117,760 for the planning phase of a project to enhance eastern and southern Africa's capacity in biometry

OTHER REGIONS

Bangladesh Rural Advancement Committee, Dhaka, Bangladesh \$250,000 for general support

Esquel Foundation, Quito, Ecuador \$400,000 for general support

Japan Center for International Exchange, Tokyo, Japan \$300,000 toward the costs of launching a global commission on human security

Bellagio Study and Conference Center

GRANTS FROM THE BELLAGIO FUND

Center for International Forestry Research, Jakarta, Indonesia \$10,000 toward the costs of activities to enhance a conference, Capturing the Value of Forest Carbon for Sustainable Local Livelihoods, held at the Bellagio Study and Conference Center, Feb. 14-18, 2000

Columbia University, New York, New York \$13,460 toward the cost of activities to enhance a conference, Altruism and Imperialism: Western Religious and Cultural Missions to the Middle East, held at the Bellagio Center, Aug. 28-Sept. 1, 2000

Columbia University, New York, New York \$7,500 toward the cost of providing travel support for five conference participants for the conference, Altruism and Imperialism: Western Religious and Cultural Missions to the Middle East, held at the Bellagio Center, Aug. 28-Sept. 1, 2000

Cornell University, Ithaca, New York \$20,000 toward the cost of activities to enhance a conference, Gross Domestic Product vs. Quality of Life: Balancing Work and Family, held at the Bellagio Center, Jan. 29-Feb. 2, 2001

Cornell University, Ithaca, New York \$7,500 toward the costs of travel support for five conference participants for the conference, Gross Domestic Product vs. Quality of Life: Balancing Work and Family, held at the Bellagio Study and Conference Center, Jan. 29-Feb. 2, 2001

Fiona Godlee, London, United Kingdom \$7,500 toward the costs of travel support for participants from developing countries and Eastern and Central Europe to attend the conference, Strategy Meeting of the World Association of Medical Editors, held at the Bellagio Study and Conference Center, Jan. 22-26, 2001

Foundation-administered project: \$36,000 to provide travel assistance for Bellagio Study and Conference Center team and conference participants from developing countries in Africa, Asia and Latin America, as well as from Eastern and Central Europe, who otherwise may not be able to participate in the meeting

Harvard University, Cambridge, Massachusetts \$21,165 toward the cost of travel for participants from African countries to attend the conference, Priorities for Health Investments in the Context of Alternative Strategies for Poverty Reduction, held at the Bellagio Study and Conference Center, Feb. 12-16, 2001

Institute for Advanced Study, Princeton, New Jersey \$1,860 toward the costs of travel support for two conference participants for the conference, Feminism and the



Photograph Excised Here

Shifting Boundaries of Public and Private, held at the Bellagio Study and Conference Center, Dec 4–8, 2000

Louisiana State University, Baton Rouge, Louisiana \$23,118 toward the costs of activities to enhance a team residency, Health Maps: A Global Network for Control of Snail-Borne Disease Using Satellite Surveillance and Geographic Information Systems, held at the Bellagio Study and Conference Center, April 4–14, 2000

Glenn E. Schweitzer, Arlington, Virginia \$6,600 toward the costs of activities following from a collaborative residency and a subsequent team residency on socioeconomic and security issues in Russian atomic cities, held at the Bellagio Study and Conference Center in 1996 and 1998, respectively

University of Colorado at Boulder, Boulder, Colorado \$4,000 toward the costs of travel support for five conference participants for the conference, Transnational Moments of Change in Postwar Europe, held at the Bellagio Study and Conference Center, Oct 2–6, 2000

University of Westminster, London, United Kingdom \$5,000 toward the costs of activities to enhance a conference, Democratization and the Mass Media, to be held at the Bellagio Study and Conference Center, April 9–14, 2001

Yale University, New Haven, Connecticut \$7,500 toward the cost of providing travel support for five conference participants for the conference, Toward a Global Environment Organization, held at the Bellagio Study and Conference Center, Sept 18–21, 2000

CONFERENCES

2000 Years Transmission of Mathematical Ideas: From Late Babylonian to Early Renaissance Science—Joseph W. Dauben, Professor of History and History of Science, Graduate Center, City University of New York, and Yvonne Dold-Samplonius, University of Heidelberg, Germany (April 3 to 8)

AIDS Exploration—Ariel Pablos-Méndez, Associate Director, Health Equity, Rockefeller Foundation (October 16 to 20)

Altruism and Imperialism: Western Religious and Cultural Missions to the Middle East—Reeva S. Simon, Assistant Director, and Eleanor Tejman, Research Associate, both of the Middle East Institute, Columbia University (August 28 to September 1)

American Forms, Global Forums—Djelal Kadir, Edwin Erle Sparks Professor of Comparative Literature, Penn State University, University Park, Pennsylvania (May 29 to June 2)

The Changing Landscape of the Welfare State: Implications for the Future of Social Protection—Neil Gilbert, Chermis Professor of Social Welfare, University of California, Berkeley (August 7 to 11)

Civil Society, Democracy and Globalization—Carolyn Deere, Warren Weaver Fellow, and Susan Sechler, Director, both of Global Initiatives, Rockefeller Foundation (May 15 to 19)

Consensus and Mobilization/Adolescence and Future Global Agenda—Bruce Dick, Senior Adviser, Youth Health, UNICEF, New York (February 21 to 25)

Consultation in Preparation for the United Nations World Conference on Racism—Gay MacDougall, Executive Director, International Human Rights Law Group, Washington, D.C., and Dayna Cunningham, Associate Director, Working Communities, Rockefeller Foundation (January 24 to 28)

Developing Efficient and Equitable Health Sector Strategies—Margaret Whitehead, Professor of Public Health, University of Liverpool, United Kingdom, and Tim Evans, Director, Health Equity, Rockefeller Foundation (July 3 to 7)

Economic Inequality and the Global Economy—Katherine McFate, Associate Director, Working Communities, Rockefeller Foundation (June 19 to 23)

Feminism and the Shifting Boundaries of Public and Private—Joan W. Scott, Professor of Social Science, Institute for Advanced Study, Princeton, New Jersey (December 4 to 8)

Gentes, Kings and Kingdoms: The Emergence of States (300–800)—Walter Pohl, Director, Forschungsstelle für Geschichte des Mittelalters, Österreichische Akademie der Wissenschaften, Vienna, Austria (December 11 to 15)

Government Reform, Decentralization, State-Civil Society Cooperation and School Reform—Marilyn Gittell, Professor of Political Science, and Director, Howard Samuels State Management and Policy Center, Graduate School and University Center, City University of New York, and Dayna Cunningham, Associate Director, Working Communities, Rockefeller Foundation (October 30 to November 3)

Honey Bee Socioeugenetics: Building a Community to Foster New Approaches to the Study of Brain and Behavior—Gene E. Robinson, Professor of Entomology and Neuroscience, University of Illinois, Urbana (June 26 to 30)

Household-Centered Environmental Sanitation—Roland Schertenleib, Director, SANDEC, EAWAG, Dübendorf, Switzerland (January 31 to February 4)

Intellectual Property and Global Biotechnology—John H. Barton, Professor, Stanford Law School, and Joseph Straus, Max Planck Institute for Foreign and International Patent, Copyright and Competition Law, Munich, Germany (March 27 to 31)

International Markets for Carbon Sequestration From Tropical Forests: Principles and Guidelines to Ensure Beneficial Local Development and Environmental Impacts—Sara J. Scherr, Visiting Fellow, Agricultural and Resource Economics Department, University of Maryland, College Park (February 14 to 18)

Leaving No Child Behind in the Third Millennium—Marian Wright Edelman, President, Children's Defense Fund, Washington, D.C. (April 25 to 29)

Planning Meeting for Improving Research and Knowledge on Social Development in International Organizations—Thandika Mkandawire, Director, United Nations Research Institute for Social Development, Geneva, Switzerland (November 6 to 10)

Progressive Government: Coming to Terms With the Global Knowledge Society—Matthew Taylor, Director, Institute for Public Policy Research, London, United Kingdom (March 17 to 20)

Promoting Socioeconomic Security—Guy Standing, International Labour Organization, and Katherine McFate, Associate Director, Working Communities, Rockefeller Foundation

Realities and New Approaches: Development Communication in the 21st Century—Denise Gray-Felder, Vice President for Administration and Communications, Rockefeller Foundation (October 9 to 14)

Reflections on Global Institutions for Environment and Development—Julia M. Lefevre, Executive Director, LEAD International, New York (July 10 to 14)

Strategic Planning Meeting of the Caribbean Publishers Network—Ian Lucien Randle, Chairman, Caribbean Publishers Network, Kingston, Jamaica (November 13 to 17)

Toward a Global Environmental Organization—Daniel C. Esty, Director, Yale Center for Environmental Law and Policy, New Haven, Connecticut (September 18 to 22)

Toward a Global History of Contemporary Women's Movements—Linda Gordon, Professor of History, New York University (June 5 to 9)

Transnational Moments of Change in Postwar Europe—Padraic J. Kenney, Associate Professor of History, University of Colorado, Boulder, and Gerd-Rainer Horn, Western Oregon University, Monmouth (October 2 to 6)

Value Chain Research—Gary Gereffi, Professor of Sociology, Duke University, and Katherine McFate, Associate Director, Working Communities Program, Rockefeller Foundation (September 25 to 29)

TEAMS

Charting a Global Course for Medical Abortion: New Drugs, Best Practices and Appropriate Policies—Beverly Winikoff, M.D., Director, Reproductive Health, Population Council, New York (June 12 to 16)

Europe and the United States: Comparative Ethnic Literatures, Cultures and Politics—Alfred Hornung, Professor of English and American Studies, University of Mainz, Germany (February 9 to 15)

Health Maps: Disease Control Using Satellite Surveillance—John Malone, Professor of Microbiology and Parasitology, Louisiana State University, Baton Rouge (April 10 to 14)

Operationalizing Cairo and Beijing: A Training Initiative in Gender and Reproductive Health—Jane Cottingham, Technical Officer, Women's Perspectives and Gender Issues, Department of Reproductive Health and Research, World Health Organization, Geneva, Switzerland (May 1 to 5)

Population and Reproductive Health: Planning for the Future for the Rockefeller Foundation—Lincoln Chen, Executive Vice President for Strategy, Rockefeller Foundation (April 3 to 7)

Resourcing Public Health—Sarah B. Macfarlane, Associate Director, Health Equity, Rockefeller Foundation (May 1 to 5)

Sound of Falling Light—Chris Millado, Playwright and Director, Quezon City, Philippines (November 24 to December 15)

RESIDENTS

Dr. Elizabeth Abel (United States), Associate Professor of English, University of California, Berkeley—a manuscript, "Signs of the Times: The Visual Politics of Jim Crow."

Dr. Jose Antonio Aguilar Rivera (Mexico), Professor of Political Science, Centro de Investigación y Docencia Económicas, Mexico City—a manuscript, "The Sound & the Fury: Essays on the Multicultural Persuasion in Mexico and the United States"

Dr. Aziz Al-Azmeh (United Kingdom), Professor, Department of Near East Languages, Columbia University, New York—a project, "Mapping the Gaze: Considerations from the History of Arab Civilization" (with Nadia Al-Bagdadi)

Dr. Nadia Al-Bagdadi (Germany), Postdoctoral Research Fellow, Center for Behavioral Research, American University of Beirut, Lebanon—a project, "Mapping the Gaze: Considerations from the History of Arab Civilization" (with Aziz Al-Azmeh)

Michael H. Alderman, M.D. (United States), Professor of Medicine and Epidemiology and Social Medicine, Albert Einstein College of Medicine, Bronx, New York—an assessment of SPARC (Sickness Prevention Achieved through Regional Collaboration)

Dr. Ginasigiamony Aloysius (India), Visiting Fellow, Centre for Social Studies, South Gujarat University Campus, New Delhi—a study, "Nationalism as Social Democracy in India"

Dr. Carol Becker (United States), Dean of Faculty and Professor of Liberal Arts, School of the Art Institute of Chicago—a new book of essays, "Surpassing the Spectacle: Global Transformations and the Changing Cultural Politics of Art"

Ms. Jill Bedgood (United States), Artist, Austin, Texas—artwork, "Janus at the Threshold: The Ethics of Architecture and the Architecture of Ethics" (with Beverly Penn)

Ms. Lorna R. Bieber (United States), Photographer, New York City—a photo series, "Homes and Offices"

Dr. D. Caroline Blanchard (United States), Professor of Genetics, John A. Burns School of Medicine, University of Hawaii at Manoa—a manuscript, "Aggression and Defense in Mammals"

Dr. Eckart Boege (Mexico), Professor of Anthropology, Instituto Nacional de Antropología e Historia, Xalapa, Mexico—a study, "Conservation of Biodiversity Through Ecodevelopment: Lessons Learnt From Peasant and Indigenous Population Around Protected Areas in Southern Mexico"

Dr. Elena V. Boikova (Russia), Senior Researcher, Institute of Oriental Studies, Russian Academy of Sciences, Moscow—a study, "Russian Military Expeditions to Mongolia: A Contribution to Mongolian Studies"

Dr. Nikolai Nikolaevich Bolkhovitinov (Russia), Director, Center for North American Studies, Russian Academy of Sciences, Moscow—an article, "Mikhail Karpovich, George Vernadsky, Mikhail Florinsky and the Formation of Russian Studies in the United States"

Dr. John M. Bowers (United States), Professor and Chair, Department of English, University of Nevada, Las Vegas—a manuscript, "Chaucer and Langland: The Antagonistic Tradition, 1360-1550"

Dr. Rexford G. Brown (United States), Executive Director, Urban Learning Community, Denver, Colorado—a manuscript, "Full Moon Over Middle School: Adventures of a Charter School Founder"

Dr. C. Sue Carter (United States), Distinguished University Professor of Biology, University of Maryland, College Park—a manuscript, "Is There a Neurobiology of Love?" (with Stephen W. Porges and Kerstin Uynas-Moberg)

Dr. Lief H. Carter (United States), McHugh Family Distinguished Professor, Department of Political Science, Colorado College, Colorado Springs—a manuscript, "Liberal Politics as Play"

Ms. Elaine McEwan Carty (Canada), Professor of Nursing, University of British Columbia School of Nursing, Vancouver—a manuscript, "Women, Disability and the Experience of Childbirth and Parenting"

Ms. Josely Carvalho (United States), Artist, New York City—a media/installation project, "The Book of Roofs"

Dr. Dianne L. Chambless (United States), Distinguished Professor of Psychology, University of North Carolina, Chapel Hill—a study, "Avoidant Personality Disorder: Meaningful Diagnosis or Useless Duplication?" (with Thomas Fydrych)

Mr. Oscar G. Chase (United States), Vice Dean and Professor of Law, New York University School of Law—a book-length exploration of the relationship between a society's culture and its dispute-processing institutions

Ms. Laurel Chiten (United States), Independent Filmmaker, Somerville, Massachusetts—a feature-length nonfiction film, "Touched by an Alien"

Dr. Kenton J. Clymer (United States), Professor of History, University of Texas, El Paso—a manuscript, "The United States and Cambodia: A History"

Dr. Richard Crawford (United States), Glenn McGeoch Collegiate Professor of Music, University of Michigan, Ann Arbor—a study of the life and music of George Gershwin

Dr. Joseph Dan (Israel), Gershom Scholem Professor of Kabbalah, Department of Jewish Thought, Hebrew University, Jerusalem—a study, "The Language of the Mystics: The Problem."

Dr. Richard Danielpour (United States), Composition Faculty, Manhattan School of Music, New York City—a music composition, "Margaret Garner: Opera in Two Acts," and a cello concerto, "Silk Road"

Dr. Vrinda Datta (India), Reader, Unit for Child and Youth Research, Tata Institute of Social Sciences, Mumbai—a manuscript, "Day Care Provision for Young Children in India: Problems and Prospects" (with Rajani Konantambigi)

Dr. Robert Charles Davis (United States), Associate Professor of History, Ohio State University, Columbus—a study, "The Italian Experience of Enslavement in the Early-Modern Era"

Dr. Daniel Dayan (France), Fellow, Media-Anthropology, Centre National de la Recherche Scientifique, Paris—a study, "The New Experience in Media: The Emergence of a Culture of Saturation, Speed and Simultaneity" (with Todd Gitlin)

Ms. Diana de Solares (Guatemala), Artist, Guatemala City—artwork, "The Mask is the Meaning"

Dr. Vishakha N. Desai (United States), Vice President for Cultural Programs and Director of the Galleries, Asia Society, New York City—a book about the 20th-century arts in Asia (with Apinan Poshyananda)

Dr. Kathleen M. DeWalt (United States), Professor of Anthropology and Public Health and Associate Dean for Graduate Studies and Research, University of Pittsburgh, Pennsylvania—a manuscript, "Becoming a 'Social': Cassava Processing, Women's Social Power and Child Welfare in Manabi, Ecuador"

Dr. Kui Dong (United States), Assistant Professor of Music, Dartmouth College, Hanover, New Hampshire—a music composition, "Floating Moon," for a mixed ensemble of Chinese and classical instruments

Dr. Ina Druviete (Latvia), Professor, Latvian Language Institute, University of Latvia, Riga—a study, "Minority Language Rights in Multilingual Regions"

Dr. Steven C. Dubin (United States), Director, Media, Society and the Arts Program, State University of New York, Purchase—a study, "Bones of Contention: The African Burial Ground and the Politics of Memory"

Charles J. Epstein, M.D. (United States), Professor of Pediatrics, University of California, San Francisco—a manuscript, "Is Genetics Becoming Dangerous to Society?"

Dr. Myron Essex (United States), Lasker Professor of Health Sciences and Chair, Harvard AIDS Institute, Harvard School of Public Health, Cambridge, Massachusetts—a revised edition of a book on AIDS in Africa (with Souleymane Mboup)

Ms. Inci Eviner (Turkey), Artist, Istanbul—artwork, "Envy and Tenderness"

Dr. B. H. Fairchild (United States), Professor of English, California State University, San Bernardino—a collection of poems, "Rave On"

Dr. John C. Fletcher (United States), Professor Emeritus of Biomedical Ethics, University of Virginia School of Medicine, Charlottesville—a manuscript, "Genetics, Ethics and Society: Global Trends" (with Dorothy C. Wertz)

Dr. Keith Forster (Australia), Senior Lecturer, School of Humanities, Media and Asian Studies, Southern Cross University, Lismore—a study, "The Economic and Social Dimensions of Reform in a Chinese Province: The Case of Zhejiang"

Dr. Lynn Freed (United States), Writer, Sonoma, California—a novel, "House of Women"

Dr. Robert L. Fried (United States), Visiting Associate Professor of Education, Northeastern University, Boston—a manuscript, "The Passionate Learner: Engaging All of Our Children in the Power of Discovery"

Dr. Thomas Fydrych (Germany), Privatdozent, Institute of Psychology, University of Heidelberg—a study, "Avoidant Personality Disorder: Meaningful Diagnosis or Useless Duplication?" (with Dianne L. Chambless)

Dr. Joseph Gal (United States), Professor of Medicine, Pharmacology and Pathology, University of Colorado School of Medicine, Denver—a study, "Problems of Nomenclature and Terminology in Stereochemistry: The Use and Misuse of the Term 'Chiral'."

Dr. Allon Gal (Israel), Professor of History, Ben-Gurion University of the Negev—two studies, "West of Zion: A Comparative Study of American and European Zionism" and "Modern Jewish Nationalism: The Geo-Political Dimensions"

Ms. Sally Gall (United States), Artist, New York City—artwork about humanity's relationship to the natural world

Mr. George Garrett (United States), Writer, Charlottesville, Virginia—a novel on Americans in Italy, then and now

Dr. Todd Gitlin (United States), Professor of Culture, Journalism and Sociology, New York University—a study, "The New Experience of Media: The Emergence of a Culture of Saturation, Speed and Simultaneity" (with Daniel Dayan)

Dr. Howard F. Gospel (United Kingdom), Professor of Business History, King's College London—a manuscript, "Nations, Firms and the Management of Labour, 1890-1965"

Mr. John Haines (United States), Writer, Helena, Montana—a collection of poems, essays and letters, "A John Haines Reader"

Dr. Gary G. Hamilton (United States), Professor of Sociology, Jackson School of International Studies, University of Washington, Seattle—a manuscript, "Taiwan's Integration in the Global Economy: The Economic Sociology of Capitalism in Asia" (with Cheng-Shu Kao)

Ms. Ronne Hartfield (United States), Consultant in Museum Education and Planning, Chicago—a biography of her mother, "Down River, Down Home"

Dr. Ehud Havazelet (United States), Associate Professor of English, Oregon State University, Corvallis—a new novel

Dr. Keith Owen Hawkins (United Kingdom), University Reader in Law and Society, Fellow and Tutor, Oriel College, Oxford University—a comprehensive analysis of legal decision making (with Peter K. Manning)

J. Allan Hobson, M.D. (United States), Professor of Psychiatry, Harvard University, Cambridge, Massachusetts—a manuscript, "Sleeping Beauty: The Art and Science of Dreaming" (with Hellmut Wohl)

Dr. Martin Holland (New Zealand), Professor of Political Science, University of Canterbury, Christchurch—a study, "Good Governance and Development in the Pacific"

Ms. Sharon K. Hom (United States), Professor of Law, City University of New York Law School, Flushing, New York—a study, "Re-forming Civil Rights in Uncivil Times" (with Eric K. Yamamoto)

Mr. David Ivie (United States), Artist, New York City—artwork, "Paintings as Influenced by Northern Italian Geography and Art History"

Dr. William J. Jackson (United States), Associate Professor of Religious Studies, Indiana University/Purdue University, Indianapolis—a manuscript, "Fractal Patterns in the Humanities"

Dr. Daniel Javitch (United States), Professor of Comparative Literature, New York University—a study, "Sixteenth-Century Italian Genre Theory and Doctrines of 'Imitatio'"

Dr. Thambapillai Jogaratnam (Sri Lanka), Professor of Agricultural Economics, University of Peradeniya—a textbook, "Economic Growth, Distribution and the Environment: Sustainable Development in Sri Lanka."

Dr. Cheng-shu Kao (Taiwan), Professor of Sociology, Institute of East Asian Societies and Economics, Tunghai University—a manuscript, "Taiwan's Integration in the Global Economy: The Economic Sociology of Capitalism in Asia" (with Gary G. Hamilton)

Dr. Julian E. Keil (United States), Professor of Epidemiology, Eminentus, Medical University of South Carolina, Charleston—a study, "Health Status and Aging Characteristics of Blacks and Whites in a Southeastern Community: Forty Years of Observation" (with Susan E. Sutherland)

Dr. Philippa Kelly (Australia), Senior Lecturer, Department of English, University College, Australian Defence Force Academy, Canberra—a study, "Autobiographical Practice in Early Modern England"

Dr. David I. Kertzer (United States), Dupee University Professor of Social Science, Brown University, Providence, Rhode Island—a manuscript, "The Roman Catholic Church and the Jews in the 19th Century"

Dr. Rajani Konantambigi (India), Associate Professor, Unit for Child and Youth Research, Tata Institute of Social Sciences, Mumbai—a manuscript, "Day-Care Provision for Young Children in India: Problems and Prospects" (with Vrinda Datta)

Dr. Will Kymlicka (Canada), Professor of Philosophy, Queen's University, Kingston, Ontario—a study, "Minority Rights in Western Democracies and Eastern Europe"

Dr. William Montgomerie Lamont (United Kingdom), Research Professor of History, University of Sussex, Lewes, East Sussex—a study, "The Mugglestonian History 1652-1979"

Ms. Denise Lanctot (United States), Librettist, New York City—a three-act opera, "Pope Joan: An Operatic Heresy" (with John Musto)

Ms. Ana Lara (Mexico), Composer, Mexico City—two music compositions, one for the Mexican percussion ensemble Tambuco and one for the French flute trio D'Argent

Dr. Richard Ned Lebow (United States), Professor of Political Science, History and Psychology, and Director, Mershon Center, Ohio State University, Columbus—a manuscript, "Unmaking the West: Counterfactual Histories of Alternate Worlds"

Dr. Ann Lieberman (United States), Visiting Professor, Department of Education, Stanford University, California—a study, "The Writing Project Connection: From Networks to Classrooms"

Dr. Yu-sheng Lin (United States), Professor of History, University of Wisconsin, Madison—a manuscript, "Chinese Ideas of Political Order from the Neolithic Age to 221 B.C.E."

Ms. Helen MacAlister (United Kingdom), Artist, Edinburgh, Scotland—a series of drawings and paintings concerned with language, communication and etymology

Ms. Rachel Manley (Canada), Writer, Toronto, Ontario—a memoir of life with her late father, Michael Manley, "A Range of Peaks"

Dr. Peter K. Manning (United States), Professor of Sociology and Criminal Justice, Michigan State University, East Lansing—a comprehensive analysis of legal decision making (with Keith Owen Hawkins)

Dr. David Alfred Martin (United Kingdom), Professor Emeritus of Sociology, London University—a study, "Centres and Peripheries: Cross-Disciplinary Study of Religious-Political Power in Europe"

Dr. Michael Matthews (Canada), Professor of Composition, School of Music, University of Manitoba, Winnipeg—a cello concerto

Dr. Souleymane Mboup (Senegal), Professor, Department of Bacteriology-Virology, University Cheikh Anta Diop, Dakar—a revised edition of a book on AIDS in Africa (with Myron Essex)

Dr. William Hewat McLeod (New Zealand), Professor Emeritus of History, University of Otago—a study of the Sikh Rahit

Dr. Denis McQuail (United Kingdom), Professor Emeritus, Department of Politics, University of Southampton—a book that explores the different meanings of media accountability to society

Roger E. Meyer M.D. (United States), Senior Consultant on Clinical Research, Association of American Medical Colleges, Washington, D.C.—a paper, "Ethical Issues in the Conduct of Clinical Research Involving Subjects with Mental or Addictive Disorders"

Dr. William A. Mikhail (Egypt), Professor of Econometrics, American University in Cairo—a study, "Varying Input-Output Coefficients in Investment Programs"

Dr. Alastair J. Minnis (United Kingdom), Professor of Medieval Literature, University of York—a manuscript, "The Medieval Eve: Creation and Crisis"

Dr. Mario I. Molina (Chile), Associate Professor of Physics, University of Chile, Santiago—an essay, "Nonlinearity in Materials Science"

Mr. John Musto (United States), Composer, New York City—a three-act opera, "Pope Joan: An Operatic Heresy" (with Denise Lanctot)

Dr. Susana Narotzky (Spain), Professor Titular Universidad, Department of Social Anthropology, University of Barcelona—a manuscript, "Reworking Ethnography: Sites of Work, Practices of Culture in Two Economic Regions of Europe—A Comparative and Historical Approach" (with Gavin Smith)

Dr. Susan Neiman (Israel), Professor of Philosophy, Tel Aviv University—a manuscript, "Evil in Modern Thought"

Ms. Elizabeth Neuffer (United States), Reporter, The Boston Globe, Boston, Massachusetts—a manuscript, "Beyond Hatred"

Dr. Sonia Nieto (United States), Professor of Education, University of Massachusetts, Amherst—a study, "Teachers and the Transformation of Schools"

Dr. Kristin Norget (Canada), Assistant Professor of Anthropology, McGill University, Montreal—a manuscript, "Days of Death, Days of Life: Death and Its Ritualization in Oaxacan Popular Culture"

Ms. Leslye Obiora (Nigeria), Associate Professor, James E. Rogers College of Law, University of Arizona, Tucson—a study on the emergence of a category of gender-specific rights

Dr. Luisa Pare (Mexico), Professor, Instituto de Investigaciones Sociales, Universidad Nacional Autónoma de México—a paper, "The Tuxtlas Biosphere Reserve in Mexico: The Role of Market and Productive Strategies and Local Initiatives in Biodiversity Conservation and Sustainable Development"

Dr. David Patterson (United Kingdom), Professor Emeritus, Hebrew Studies, St Cross College, University of Oxford—a translation of three novellas and a short story by Hebrew writer Joseph Hayyim Brenner, 1881-1921 (with Ezra Spicehandler)

Dr. Daniel W. Patterson (United States), Kenan Professor Emeritus of English and Folklore, University of North Carolina, Chapel Hill—a manuscript, "A Cultural Interpretation of 18th-Century Scotch-Irish Gravestones in the Carolina Piedmont"

Dr. Philip Pechukas (United States), Professor of Chemistry, Columbia University, New York City—a study, "Quantum Dynamics of Open Systems"

Ms. Beverly Penn (United States), Associate Professor of Art, Southwest Texas State University, Austin—artwork, "Janus at the Threshold: The Ethics of Architecture and the Architecture of Ethics" (with Jill Bedgood)

Dr. Joel Pfister (United States), Professor of American Studies and English, Wesleyan University, Middletown, Connecticut—a study, "Individuality Incorporated: The History of Individualizing and Native Americans"

Dr. Stephen Polcari (United States), Former New York Director, Archives of American Art—a study, "Jackson Pollock: A Design for Change"

Dr. Stephen W. Porges (United States), Professor and Chair, Department of Human Development, University of Maryland, College Park—a manuscript, "Is There a Neurobiology of Love?" (with C. Sue Carter and Kerstin Uynas-Moberg)

Dr. Apinian Poshyananda (Thailand), Associate Professor, Faculty of Fine and Applied Arts, Chulalongkorn University, Bangkok—a book about the 20th-century arts in Asia (with Vishakha N. Desai)

Dr. Harriet B. Presser (United States), Distinguished University Professor, Department of Sociology, University of Maryland, College Park—a study, "Toward a 24-Hour Economy: Nonstandard Work Schedules and the American Family"

Dr. Paula Rabinowitz (United States), Professor of English, University of Minnesota, Minneapolis—a study, "Emily, Frida, Georgia: A Story of Feminism, Nationalism and Painting in the Age of Mechanical Reproduction"

Dr. Alfredo Rehren (Chile), Associate Professor, Institute of Political Science, Catholic University of Chile, Santiago—a study, "The Politics of Corruption in Chile"

Dr. David Ford Robitaille (Canada), Professor and Head, Department of Mathematics Education, University of British Columbia—two volumes as part of a study, "The Impact of the 'Third International Mathematics and Science Study' on the Teaching and Learning of Mathematics and Science"

Ms. Pattann Rogers (United States), Writer, Castle Rock, Colorado—new poems

Dr. Nils Røll-Hansen (Norway), Professor of Philosophy, University of Oslo—a book on the problematic consequences of an instrumental view of science

Dr. Ingrid D. Rowland (United States), Associate Professor of the History of Art, University of Chicago—a biography of the southern Italian philosopher Giordano Bruno

Dr. Peter H. Russell (Canada), University Professor Emeritus, Department of Political Science, University of Toronto—a study, "The Mabo Case and the Decolonization of Indigenous Peoples"

Dr. Mary Beth Saffo (United States), Professor of Physiology, Arizona State University, Phoenix—a manuscript, "The Dynamics of Endosymbiosis: The Lives of Organisms Inside Organisms"

Dr. Richard J. Samuels (United States), Ford International Professor, Department of Political Science, Massachusetts Institute of Technology, Cambridge—a manuscript, "Leadership in Italy and Japan"

Dr. Kay Schaffer (Australia), Associate Professor, Department of Social Inquiry, University of Adelaide—an essay, "Social Change, Autobiography and Human Rights" (with Sidonie Smith)

Dr. Frieder W. M. Schnock (Germany), Artist and Art Historian, Berlin—creation of a new Web site (with Renata Stih)

Dr. T. Paul Schultz (United States), Professor of Economics, Yale University, New Haven, Connecticut—a manuscript, "Women's Productivity, the Family and the Demographic Transition"

Dr. Zur B. Shapira (United States), Research Professor, Stern School of Business, New York University—a study, "On the Reluctance to Assume Power: Implications for Governance"

Dr. Tracy Denean Sharpley-Whiting (United States), Associate Professor of French, and Director, African-American Studies and Research Center, Purdue University, West Lafayette, Indiana—a study, "Gendering Negritude: Race Women, Race Consciousness, Race Letters"

Dr. Marilyn Shrude (United States), Professor of Music, Bowling Green State University, Ohio—a composition for violin and piano

Mr. Sorya Sim (Cambodia), Deputy Director for Research and Finance, Documentation Center of Cambodia, Phnom Penh—a study, "Unaccounted U.S. Incidents in Cambodia"

Mr. Arthur Simms (Jamaica), Artist, Long Island City, New York—artwork, "Folklore for Contemporary Jamaicans"

Dr. Sidonie Smith (United States), Professor of English, University of Michigan, Ann Arbor—an essay, "Social Change, Autobiography and Human Rights" (with Kay Schaffer)

Dr. Gavin Smith (Canada), Professor of Anthropology, University of Toronto—a manuscript, "Reworking Ethnography: Sites of Work, Practices of Culture in Two Economic Regions of Europe—A Comparative and Historical Approach" (with Susana Narotzky)

Dr. Gerald Stanton Smith (United Kingdom), Professor of Russian Language and Literature, University of Oxford University—a manuscript, "Eurasianism and Russian Identity"

Dr. Eleonora Solovey (Ukraine), Senior Research Scholar, Institute of Literature, Kiev—a monograph about the Ukrainian poet V. Svidzinsky

Dr. Bode Sowande (Nigeria), Senior Lecturer, Department of Theatre Arts, University of Ibadan—a manuscript, "Oduthemes: History of a Nigerian Theatre"

Dr. Ezra Spicehandler (United States), Professor of Hebrew Literature, Hebrew Union College-Jewish Institute of Religion, Cincinnati—a translation of three novellas and a short story by Hebrew writer Joseph Hayyim Brenner, 1881-1921 (with David Patterson)

Dr. Piotr Steinkeller (United States), Professor of Assyriology, Department of Near Eastern Languages and Civilization, Harvard University, Cambridge, Massachusetts—a study, "Population Density, Settlement Patterns and Rural Landscape Under the Ur III Dynasty: The Case of the Province of Umma"

Mr. Jerry Stermin (United States), Director, Myanmar Field Office, Save the Children, Yangon, Myanmar—a handbook, "Positive Deviance: A New Paradigm for Addressing Today's Problems Today"

Ms. Renata Stih (Germany), Artist, Berlin—creation of a new Web site (with Frieder W. M. Schnock)

Dr. Dabney Stuart (United States), S. Blount Mason Jr. Professor of English, Washington and Lee University, Lexington, Virginia—a volume of new and previously published poems, "The Man Who Loved Cezanne"

Susan E. Sutherland (United States), Mission St. Joseph's, Asheville, North Carolina—a study, "Health Status and Aging Characteristics of Blacks and Whites in a Southeastern Community: Forty Years of Observation" (with Julian E. Keil)

Mr. Ricardo Tacuchian (Brazil), Professor of Music, Rio de Janeiro University—a music composition, "String Quartet No. 3, 'Bellagio'"

Dr. Belgin Tekce (Turkey), Professor, Department of Sociology, Bogazici University, Istanbul—a study, "Familial Relationships, Childbearing and Child Rearing in Istanbul"

Ms. Fiona Templeton (United Kingdom), Lancaster University, Lancaster—a play, "Medead"

Dr. Romila Thapar (India), Professor Emeritus of History, Jawaharlal Nehru University, New Delhi—a manuscript, "Representation of History: The Case of Somanatha"

Dr. Przemyslaw Urbanczyk (Poland), Professor, Institute of Archaeology and Ethnology, Polish Academy of Sciences, Warsaw—essays on early medieval Central Europe

Dr. Kerstin Uvnäs-Moberg (Sweden), Professor, Department of Physiology and Pharmacology, Karolinska Institute, Stockholm—a manuscript, "Is There a Neurobiology of Love?" (with C. Sue Carter and Stephen Proges)

Dr. Hans Vliavianos (Greece), Professor of Politics, American College of Greece, Athens—a manuscript, "John Ashbery: Selected Poems"

Ms. Aleksandra Vrebalov (Serbia), Composer, Novi Sad, Yugoslavia—a music composition, Op. 29, for the Novi Sad Synergia Ensemble

Dr. Xuejun Wang (China), Associate Professor, Department of Urban and Environmental Science, Peking University, Beijing—a study, "Taxation Policy: Its Role in Environmental Protection and Resource Conservation in China"

Dr. Dorothy C. Wertz (United States), Senior Scientist, Division of Social Science, Ethics and Law, Shriver Center for Mental Retardation, Waltham, Massachusetts—a manuscript, "Genetics, Ethics and Society: Global Trends" (with John C. Fletcher)

Dr. H. L. Wesseling (Netherlands), Professor of Modern History, and Rector, Netherlands Institute for Advanced Study in the Humanities and Social Sciences, Wassenaar—a manuscript, "European Colonial Empires, 1815-1919"

Mr. C. K. Williams (United States), Writer, Princeton, New Jersey—new poems

Dr. Helmut Wohl (United States), Professor Emeritus of Art History, Boston University—a manuscript, "Sleeping Beauty: The Art and Science of Dreaming" (with J. Allan Hobson)

Ms. Andrea Wollensak (United States), Associate Professor of Art, Connecticut College, New London—artwork, "Cultural Geographies: Global Positioning System Drawings of Bellagio"

Dr. Diane Wood (United States), Assistant Professor, Graduate School of Education, George Mason University, Arlington, Virginia—a study, "The Writing Project Connection: From Networks to Classrooms" (with Ann Lieberman)

Dr. Ben Xu (China), Professor of English, St. Mary's College of California, Oakland—a study, "Nationalism and Intellectual Politics in China of the 1990s" (with Zhou Xian)

Mr. Eric K. Yamamoto (United States), Professor of Law, University of Hawaii, Honolulu—a study, "Re-Forming Civil Rights in Uncivil Times" (with Shirley Horn)

Dr. Zhou Xian (China), Professor and Acting Chair, Department of Chinese, Nanjing University—a study, "Nationalism and Intellectual Politics in China of the 1990s" (with Ben Xu)

2000 ELLA HOLBROOK WALKER FELLOWS

These fellows are selected to be in residence for three or more months to help facilitate contacts among the other residents and to work on their own projects. Awards are by invitation only; no applications are accepted.

Mr. Charles Amirkhanyan (United States), Composer and Executive Director, Other Minds, Inc., San Francisco—a horspiel commissioned by Westdeutscher Rundfunk (Cologne, Germany), comprised of samples from historical player-piano rolls digitally processed and telescoped into a single tape composition

Ms. Carol Law (United States), Visual Artist, El Cerrito, California—artwork in mixed media on "Laws of Nature," including "Volta Notebook," "Plane Tree Cycle," and the Lano paintings

Mr. John Reader (United Kingdom), Writer and Photographer, Richmond upon Thames—a book on Africa, a companion volume to the National Geographic Society's television series to be broadcast in fall 2001

SPECIAL PROGRAMS

Communication for Social Change

Catholic Development Commission, Masvingo, Zimbabwe \$67,150 to test, in a field setting, communication processes aimed at building the capacity of, and empowering, rural Zimbabwean youth to advocate on their own behalf against risky behaviors which can lead to the transmission of HIV

Foundation-administered project: \$200,000 toward the costs of a Bellagio conference to explore new approaches in communication for social change

Imaginario, Bogota, Colombia: \$50,000 toward the costs of developing the Communication Initiative Latin America, a network—including a Web database, list-serve and electronic magazines—on communication for sustainable development

International Center for Tropical Agriculture, Cali, Colombia \$93,500 for its project to evaluate and enhance the impact of community telecenters in Colombia

International Council of AIDS Service Organizations, Toronto, Canada \$25,000 to assist voices from developing countries to be heard in the AIDS debate internationally via world media.

National Public Radio, Washington, D.C. \$125,000 to continue coverage of race and to maintain the race beat as part of the cultural desk

Panos Limited, London, United Kingdom \$510,000 toward the planning phase for developing regional Panos institutions in East Africa, southern Africa and south Asia

Soul City, Lower Houghton, South Africa \$100,000 toward the cost of producing the radio series, *Soul Buddy 2*, designed to raise the awareness of pre-adolescents to health and development issues

Umzingwane AIDS Network, Esigodini, Zimbabwe \$62,000 to test, in a field setting, communication processes aimed at building the capacity of, and empowering, rural Zimbabwean youth to advocate on their own behalf against risky behaviors which can lead to the transmission of HIV

Zimbabwe AIDS Prevention and Support Organisation, Harare, Zimbabwe \$63,141 to test, in a field setting, communication processes aimed at building the capacity of, and empowering, rural Zimbabwean youth to advocate on their own behalf against risky behaviors which can lead to the transmission of HIV

Explorations in Population and the Cairo Agenda

The Alan Guttmacher Institute, New York, New York \$500,000 toward the cost of a comparative study in five countries, in collaboration with local partners, concerning adolescent attitudes and health-seeking behavior related to sexually transmitted diseases, including HIV

Aspen Institute, Washington, D.C. \$100,000 toward the costs of its Women's Lens on Global Issues, a project to build a new constituency for international engagement

Ateneo de Davao University, Davao City, Philippines \$19,950 to complete a project at its Social Research Office, in collaboration with the Population Council, to measure how women's reproductive behavior is affected by improving public family-planning and reproductive-health services in the province of Davao del Norte.

Banaras Hindu University, Varanasi, India: \$1,448 for a study of the status of women and fertility in eastern Uttar Pradesh

Boston Women's Health Book Collective, Somerville, Massachusetts \$60,000 for activities designed to improve the scientific dialogue on women's reproductive health.

Center for Health and Social Policy, San Francisco, California \$100,000 for a project to advance reproductive and sexual health and rights

Centre for Economic and Social Studies, Hyderabad, India \$100,000 to undertake studies on maternal mortality and morbidity in Andhra Pradesh following health-sector reform

Coalition for Women's Economic Development and Global Equality, Washington, D.C. \$200,000 to conduct a mapping of international organizations that examines gender and trade and to develop a model "women's impact statement" that can be used to evaluate and negotiate trade agreements

Coalition on Violence Against Women—Kenya, Nairobi, Kenya \$100,000 to decrease the incidence of domestic violence in Kenya by educating the public about women's rights under the law.

Council on Foreign Relations, New York, New York \$50,000 toward the costs of a project on women's human rights and U.S. foreign policy

Danish Family Planning Association, Copenhagen, Denmark \$132,000 to complete an educational initiative on international reproductive health and family-planning issues

Foundation-administered project: \$216,400 to improve global governance in the population field by examining the current roles and responsibilities of the major international population institutions

Foundation-administered project: \$30,000 for program consultancy costs associated with explorations in population and the Cairo agenda

Foundation-administered project: \$50,250 for a meeting at the Bellagio Study and Conference Center in April 2000 to discuss Population and the Cairo Agenda. The Next Steps at the Rockefeller Foundation

Foundation-administered project: \$55,000 for consultations concerning future grantmaking in population and public health in sub-Saharan Africa

HelpAge International, London, United Kingdom: \$100,000 for a project in collaboration with the Organization of African Unity to raise the profile of demographic aging issues in Africa and encourage the development of appropriate policies

Johns Hopkins University, Baltimore, Maryland \$254,670 to complete a collaborative project with the University of Montreal on the relationships between declining child mortality and fertility rates in sub-Saharan Africa

Liaison Centre for Medical Women in Africa, Nairobi, Kenya \$94,800 to investigate how gender bias affects the health of women in Kenya and to begin the process of alleviating the problem

Partners in Population and Development, Dhaka, Bangladesh \$217,930 for general support

Population Council, New York, New York \$250,000 for a meeting at the Foundation's Bellagio Study and Conference Center on the political economy of global population change and the publication of a supplement to its Population and Development Review based on the conference proceedings

Population Council, New York, New York \$254,740 to complete a study documenting the impact of quality of care on women's reproductive behavior

Population Council, New York, New York \$478,080 to complete, in collaboration with the African Population and Health Research Center, a study on the health effects of rapid urbanization and of population growth in developing countries and to implement an urban-based longitudinal demographic and health-research system

Population Council, New York, New York \$500,000 toward the cost of renovating the Center for Biomedical Research

Tides Center, San Francisco, California \$200,000 for a study by the Center for Health and Gender Equity concerning the implications of health-sector reforms in India and Tanzania for reproductive health and rights

Tides Center, San Francisco, California \$225,000 toward the costs of its project, New Economy Communications, for its initiative on women at work in the developing world

United Nations Research Institute for Social Development, Geneva, Switzerland \$100,000 for a project to explore how social policy has responded to the increasing globalization of production and women's labor-market participation

University of Michigan, Ann Arbor, Michigan \$68,900 for a study of how gender affects the well-being of older Asians and the support provided to them by family members

University of Pennsylvania, Philadelphia, Pennsylvania \$250,000 for use by its Population Studies Center for the African census analysis project.

Women's Funding Network, San Francisco, California \$100,000 to develop a model for effective constituency building of women and girls, with a focus on issues of globalization

Women's Law and Public Policy Fellowship Program, Washington, D.C. \$100,000 to train two women lawyers from South Africa committed to advancing the cause of women's rights in their country

World Health Organization, Geneva, Switzerland. \$400,000 for research in Namibia and Tanzania as part of a multicountry research study on women's health and domestic violence

Global Philanthropy

Aga Khan Foundation U.S.A., Washington, D.C. \$125,000 to develop a demand-led approach to promoting and training in philanthropy and strengthening civil society in Asia and Africa

Asia Foundation, San Francisco, California \$150,000 toward the costs of its Asia Pacific Philanthropy Consortium to build an experimental infrastructure for philanthropy in Asia

Foundation-administered project: \$300,000 to explore the feasibility of establishing a nonprofit global portal in philanthropy and the nonprofit sector and, if feasible, to develop a business plan and mobilize resources to launch the portal

Foundation-administered project: \$200,000 for administrative expenses of the GivingWell project, to expand and improve the way effective change strategies around the world are supported by creating innovative networks of new philanthropists, nonprofit organizations and thought leaders that fully utilize the power of communications technologies

Give2Asia, San Francisco, California \$100,000 for general support

Graduate School and University Center, City University of New York, New York, New York \$50,000 to support three international fellows to study diaspora philanthropy

Nonprofit Enterprise and Self-Sustainability Team, Santiago, Chile \$25,000 toward the costs of its International Venture Philanthropy Forum, to explore new capital models for the nonprofit sector

Oaxaca Community Foundation, Oaxaca, Mexico \$100,000 for general support.

Peninsula Community Foundation, San Mateo, California \$25,000 toward the costs of its philanthropic-incubator project designed to help new philanthropic organizations flourish

The Philanthropic Initiative, Boston, Massachusetts \$50,000 for a project to better understand and promote global philanthropy

Tides Center, San Francisco, California \$1,800,000 for its project, Givingwell, an initiative designed to create a system for effective, accountable global philanthropy

Tides Center, San Francisco, California \$50,000 for use by its project, the Leadership Learning Community, toward the costs of creating a comprehensive Web-accessible directory of, and electronic learning environment for, leadership development programs in the United States

NEXT GENERATION LEADERSHIP

Project Grants

Bayou La Batre Rural Health Clinic, Spanish Fort, Alabama \$10,000 to create a no-interest fund for small loans to increase access to health care for the working poor in Bayou La Batre, Alabama.

Ingrid Washinawatok El-Issa Flying Eagle Women Fund for Peace, New York, New York \$10,000 to further its work with indigenous people around the world.

Rocky Mountain Youth Corps, Ranchos de Taos, New Mexico \$10,000 to develop a youth leadership program based on the Next Generation Leadership program designed to develop a diverse corps of young leaders who will strengthen their constituencies, promote inclusiveness and further democracy

Year One Participation in Cohort Three of the Program

Karin Aguilar-San Juan, St. Paul, Minnesota

Jay Alire, Denver, Colorado

Pablo Alvarado, Pasadena, California

Dale Caldwell, New Brunswick, New Jersey

Gillian Caldwell, Brooklyn, New York

Patricia Campos, Alexandria, Virginia

Joan Hoffman, Jamaica Plain, Massachusetts

Taj James, San Francisco, California

Kenneth Johnson, Milwaukee, Wisconsin

Annie Lanzillotto, Brooklyn, New York

Sarah Ludwig, New York, New York

William MacAdams, New Haven, Connecticut

Pamela McMichael, Prospect, Kentucky

Rebecca Miller, Poway, California

Kimberly Miyoshi, San Francisco, California

Hez Norton, Jamaica Plain, Massachusetts

Cara Page, Durham, North Carolina

Carmen Ramirez, Longmont, Colorado

Thomas Saenz, Alhambra, California

Ryan Streeter, Indianapolis, Indiana

Sarah Van de Wetering, Missoula, Montana

David Van Tassel, Salina, Kansas

Rhea Williams-Bishop, Madison, Mississippi

Francis Wong, San Francisco, California

THE PHILANTHROPY WORKSHOP

Hispanics in Philanthropy, Berkeley, California \$225,000 to develop an education and networking program for new donors working transnationally between Latin America and the United States

University of San Andres, Victoria, Argentina \$50,000 to develop and launch a donor training program for Argentina based upon The Philanthropy Workshop

University of San Andres, Victoria, Argentina \$100,000 to continue support of a donor education and networking program for Argentina based upon The Philanthropy Workshop.

Other Grants

American University in Cairo, Cairo, Egypt \$94,000 toward the cost of a visiting professorship for Ismail Serageldin, a specialist in the development process

Asia Rice Foundation, Los Baños, Philippines \$500,000 in general support of its programs on rice that are essential for regional rice food security and the well-being of Asian rice farmers

Asia Society, New York, New York \$37,500 toward the cost of the U.S. - India Roundtable project, undertaken in collaboration with the Council on Foreign Relations

Cornell University, Ithaca, New York \$25,000 toward the cost of a symposium in honor of Robert F. Chandler Jr., founding director of the International Rice Research Institute, to discuss rice research and production in the 21st century

Cornell University, Ithaca, New York \$50,000 toward the cost of a clinical evaluation to determine whether increased intakes of food calcium are effective in preventing rickets in Bangladesh

Council on Foundations, Washington, D.C. \$49,600 toward general operating expenses in year 2000

Foundation Center, New York, New York \$200,000 toward its general operating expenses

Foundation-administered project: \$11,480 for an exploratory study of global security issues

Foundation-administered project: \$300,000 for the planning phase of a project to launch an independent global commission on human security

Foundation-administered project: \$79,000 for an exploratory study of global income inequalities.

Hispanics in Philanthropy, Berkeley, California \$125,000 toward general operating expenses and capacity-building activities (\$85,000 from Global Philanthropy)

Independent Sector, Washington, D.C. \$10,000 toward general operating expenses in 2000

Long Island Educational Television Council, Inc., Plainview, New York \$100,000 toward the cost of distributing the BBC World News to public television stations in the United States

Michigan State University, East Lansing, Michigan \$50,000 toward the cost of the Partnership to Cut Hunger in Africa initiative.

National Academy of Sciences, Washington, D.C. \$50,000 toward the cost of its participation in an InterAcademy Council that brings panels of experts together to provide independent advice to international agencies on scientific, technological and public-health issues.

New Renaissance Group, London, United Kingdom \$50,000 for a workshop based on Duncan Poore's book about environmental issues, "Where Next? Reflections on the Human Future"

New York Regional Association of Grantmakers, New York, New York \$10,000 toward general support for the year 2000.

New York University, New York, New York \$10,000 toward the cost of a symposium on food and culture organized by its Asian/Pacific/American Studies Program and Institute

New York University, New York, New York \$24,270 for a consultation organized by the Center for the Study of International Organization on the role of the United Nations in reaching Millennium Summit poverty-reduction targets

Rockefeller Foundation Matching Gift Program: \$2,200,000 toward the Rockefeller Foundation Matching Gift Program

Singamma Sreenivasan Foundation, Bangalore, India \$50,000 to improve its facilities as a conference center

St. Catherine's College, Oxford, Oxford, United Kingdom \$252,000 for the first phase of a program of research and policy dissemination concerning the causes and consequences of global income inequality

United Nations Development Programme, New York, New York \$60,000 for a meeting at the Bellagio Study and Conference Center concerning Human Development Report 2001, which has as its theme, channeling technology for human development

United Nations Research Institute for Social Development, Geneva, Switzerland \$72,450 for a meeting at the Bellagio Study and Conference Center for representatives from a range of U.N. development agencies to begin a process designed to ensure that the U.N. system will profit from research undertaken by multilateral institutions and the academic community

University of Cambridge, Cambridge, United Kingdom \$75,000 toward the cost of developing and extending its library's rare books and manuscripts reading rooms, used by scholars from all over the world

William Greaves Productions, New York, New York \$100,000 for an educational outreach program in association with a documentary film entitled, "Ralph Bunche: An American Odyssey"

The Board of Trustees
The Rockefeller Foundation


We have audited the accompanying statements of financial position of The Rockefeller Foundation as of December 31, 2000 and 1999, and the related statements of activities and cash flows for the years then ended. These financial statements are the responsibility of The Rockefeller Foundation's management. Our responsibility is to express an opinion on these financial statements based on our audits.

We conducted our audits in accordance with auditing standards generally accepted in the United States. Those standards require that we plan and perform the audit to obtain reasonable assurance about whether the financial statements are free of material misstatement. An audit includes examining, on a test basis, evidence supporting the amounts and disclosures in the financial statements. An audit also includes assessing the accounting principles used and significant estimates made by management, as well as evaluating the overall financial statement presentation. We believe that our audits provide a reasonable basis for our opinion.

In our opinion, the financial statements referred to above present fairly, in all material respects, the financial position of The Rockefeller Foundation at December 31, 2000 and 1999, and the changes in its net assets and its cash flows for the years then ended in conformity with accounting principles generally accepted in the United States.

Ernst + Young LLP

New York, New York
February 9, 2001



Photograph Excised Here





STATEMENTS OF FINANCIAL POSITION

December 31

ASSETS	2000	1999
	(In Thousands)	
Cash and cash equivalents, including restricted bond funds of \$692 in 2000 and \$705 in 1999 (Note 5)	\$ 2,296	\$ 3,000
Dividends, interest and other receivables	14,484	13,612
Investments (Notes 1 and 2)	3,525,687	3,751,499
Property, net of accumulated depreciation and amortization (Note 3)	27,260	25,429
Prepaid pension cost and other assets (Note 4)	49,301	44,002
Total assets	\$ 3,619,028	\$ 3,837,542
LIABILITIES AND NET ASSETS		
Liabilities:		
Accounts payable and accrued liabilities	\$ 16,753	\$ 11,115
Appropriations by the trustees, approved for specific grantees/purposes but not yet paid (Note 5)	97,405	65,084
Bonds payable, net of unamortized discount (2000: \$277; 1999: \$289) (Note 5)	26,168	26,766
Deferred Federal excise tax (Note 7)	2,450	11,894
Accrued post-retirement benefits (Note 4)	18,324	18,165
Total liabilities	161,100	133,024
Commitments (Notes 1 and 2)		
Unrestricted and total net assets (including board-designated amounts of \$227,043 in 2000 and \$260,701 in 1999) (Note 6)	3,457,928	3,704,518
Total liabilities and net assets	\$ 3,619,028	\$ 3,837,542

See accompanying notes.




Photograph Excised Here

STATEMENTS OF ACTIVITIES

Year ended December 31

CHANGES IN NET ASSETS	2000	1999
	(In Thousands)	
Investment return:		
Net realized and unrealized (loss) gain on investments	\$ (138,558)	\$ 571,148
Dividend and interest income	125,707	107,678
Other investment income	973	806
	(11,878)	679,632
Investment expenses	(17,537)	(16,546)
Net investment return	(29,415)	663,086
Other expenses:		
Approved grants and program costs	208,453	166,672
General administrative expenses	13,961	11,436
Provision for Federal excise tax (Note 7):		
Current	4,205	4,244
Deferred	(9,444)	4,860
	217,175	187,212
(Decrease) increase in unrestricted net assets	(246,590)	475,874
Unrestricted net assets, beginning of year	3,704,518	3,228,644
Unrestricted net assets, end of year	\$ 3,457,928	\$ 3,704,518

See accompanying notes.



Photograph Excised Here



STATEMENTS OF CASH FLOWS

Year ended December 31

CASH FLOWS FROM OPERATING ACTIVITIES	2000	1999
	(In Thousands)	
(Decrease) increase in net assets	\$ (246,590)	\$ 475,874
Adjustments to reconcile (decrease) increase in net assets to net cash used in operating activities:		
Depreciation and amortization	1,279	985
Net unrealized loss (gain) on investments	478,545	(252,192)
Net realized gain on investments	(339,987)	(318,956)
Changes in operating assets and liabilities:		
Dividends, interest and other receivables	(872)	565
Prepaid pension cost and other assets	(5,299)	(3,202)
Accounts payable and accrued liabilities	5,638	1,152
Appropriations by the trustees, approved for specific grantees/purposes but not yet paid	32,321	(1,713)
Deferred Federal excise tax	(9,444)	4,860
Accrued post-retirement benefits	159	289
	162,340	(568,212)
Net cash used in operating activities	(84,250)	(92,338)
CASH FLOWS FROM INVESTING ACTIVITIES		
Net sales of investments	87,254	93,394
Property additions	(3,098)	(170)
Net cash provided by investing activities	84,156	93,224
CASH FLOWS FROM FINANCING ACTIVITIES		
Repayments of bonds payable	(610)	(585)
Net cash used in financing activities	(610)	(585)
Net (decrease) increase in cash and cash equivalents, excluding amounts held in investment portfolio	(704)	301
Cash and cash equivalents, beginning of year	3,000	2,699
Cash and cash equivalents, end of year	\$ 2,296	\$ 3,000

See accompanying notes.

019 > MEXICO



Photograph Excised Here

NOTES TO FINANCIAL STATEMENTS

1. INVESTMENTS

The Foundation's significant investments are carried at fair value or contractual values which approximate fair value. Fair value is the amount at which a financial instrument could be exchanged in a current transaction between willing parties, other than in a forced sale or liquidation. The fair values of financial instruments are estimates based upon market conditions and perceived risks as of the statement of financial position date and require varying degrees of management judgment. Quoted market prices, when available, are used as the measure of fair value. In cases where quoted market prices are not available, fair values are based on appraisals, quotations of similarly traded instruments, pricing models or other estimates.

Investing activities are reported on a trade date basis. Realized gains and losses are calculated based on the specific identification method for both financial statement and tax return purposes.

The Foundation's investment portfolio consists of the following:


As of December 31, 2000, under the terms of various venture capital, real estate limited partnership and other agreements, the Foundation has commitments to contribute approximately \$231.5 million in additional capital over the next 10 years.

2. DERIVATIVE FINANCIAL INSTRUMENTS

Derivatives are financial instruments whose value is based upon an underlying asset (e.g., treasury bond), index (e.g., S&P 500) or reference rate (e.g., LIBOR). Over-the-counter ("OTC") derivative products are privately negotiated contractual agreements that can be tailored to meet individual client needs and include futures, forwards and options. Exchange-traded derivative products are standardized contracts transacted through regulated exchanges and include futures and certain options contracts listed on an exchange. Derivatives are utilized extensively as highly effective tools that enable users to adjust risk profiles, such as interest rate, currency or other market risks. Additionally, derivatives provide users with access to

December 31

	2000		1999	
	Cost	Fair Value	Cost	Fair Value
	(In Thousands)			
Marketable securities:				
Money market funds	\$ 185,380	\$ 185,391	\$ 178,218	\$ 178,223
Foreign currency—short-term	—	(7,635)	—	8,878
U.S. and other government obligations	430,181	438,202	404,146	393,720
Corporate obligations	544,403	526,063	509,633	484,691
Common stock (including REITs)	1,938,198	1,992,888	1,801,783	2,325,341
Other investments	19,996	16,586	19,962	19,123
Subtotal	3,118,158	3,151,495	2,913,742	3,409,976
Limited partnerships and similar interests:				
Real estate	141,139	150,140	143,266	154,276
Private equity	298,609	368,394	213,799	296,819
Subtotal	439,748	518,534	357,065	451,095
Pending securities transactions, net	(143,918)	(144,342)	(109,552)	(109,572)
Total	\$ 3,413,988	\$ 3,525,687	\$ 3,161,255	\$ 3,751,499



2001 FINANCIAL REPORT



Photograph Excised Here

market risk management tools, which are often unavailable in traditional cash instruments.

As a result of its investing strategies, the Foundation is a party to various derivative financial instruments. Derivatives are used by the Foundation primarily to maintain asset mix or to hedge a portion of currency or interest rate exposure.

The Foundation invests in international securities and therefore is exposed to the effects of foreign exchange rate fluctuations predominantly in Japanese yen, Swiss francs, Australian dollars, British pounds, Swedish krona and euros. Foreign currency options and forward contracts may be used to hedge a portion of this currency risk. The Foundation also employs derivatives to maintain a desired asset mix. For example, S&P 500 index futures contracts are used in combination with cash invested in money market instruments to replicate an investment in an S&P 500 stock portfolio. This combination yields the same return, while often providing for savings on transaction costs.

The Foundation's fixed income managers set a target for the duration of their portfolios and use duration analysis to estimate the degree of the portfolio's sensitivity to interest rate changes. When the duration of a particular portfolio of securities is different from their target, Eurodollar or Treasury note futures or options may be used to adjust the portfolio's duration.

Total margin requirements on deposit for futures contracts were \$5.6 million at December 31, 2000 (\$13 million at December 31, 1999).

The underlying contract amounts ("Notional Values") and fair values of the Foundation's derivative financial instruments at December 31, 2000 and 1999, are summarized below; all are held for other than trading purposes.

The Foundation records its derivative activities on a mark-to-market or fair value basis. Assets and liabilities included in the table below represent the derivative contracts purchased and sold by the Foundation. The fair value of such positions represents the net unrealized gains and losses and, consequently, the net receivables and payables at December 31, 2000 and 1999. Market or fair value for the Foundation's derivative financial

December 31

	2000		1999	
	Notional Value	Fair Value	Notional Value	Fair Value
	(In Thousands)			
Equity contracts to manage desired asset mix (contracts primarily based on S&P 500 index):				
Futures contracts:				
Assets	\$ 51,064	\$ (596)	\$ 13,729	\$ 31
Fixed income contracts to manage portfolio duration and interest rate risk:				
Futures contracts:				
Assets	141,927	140	145,651	(400)
Liabilities	(59,136)	(83)	(24,508)	98
Put and call options:				
Liabilities	(57,300)	(468)	(62,950)	(609)
Foreign currency contracts to hedge foreign exchange exposure in non U.S. dollar securities:				
Forward contracts:				
Assets	195,497	9,642	102,705	(713)
Liabilities	(501,514)	(17,277)	(460,300)	9,591
Put and call options:				
Assets	177	4	1,485	82

019 > MEXICO



Photograph Excised Here

instruments is generally determined by either quoted market prices or third-party pricing models. Pricing models utilize a series of market inputs to determine the present value of future cash flows, with adjustments, as required, for credit risk, liquidity risk and ongoing costs.

Off-balance sheet financial instruments involve elements of market risk and credit risk. Market risk represents potential loss from the decrease in the value of off-balance sheet financial instruments. Credit risk represents potential loss from possible nonperformance by obligors and counterparties on the terms of their contracts.

At December 31, 2000, there was approximately \$26.9 million related to OTC contracts and approximately \$1.4 million related to exchange-traded contracts. Counterparties to the Foundation's OTC derivative products are high credit quality institutions, which are primarily banks, securities firms and investment companies. Management does not anticipate that losses, if any, resulting from credit or market risk, would materially affect the Foundation's financial position.

The Foundation's two custodians maintain securities lending programs on behalf of the Foundation, and maintain collateral at all times in excess of the value of the securities on loan. Investment of this collateral is in accordance with specified guidelines. Interest earned on these transactions is included with other investment income in the statements of activities. The market value of securities on loan at December 31, 2000 and 1999, was approximately \$288.8 million and \$195 million, respectively.

3. PROPERTY

Expenditures for capital items currently in use are included in the property account and depreciated on a straight-line basis over the lives of the respective assets. At December 31, 2000 and 1999, the property account included the following:

	2000	1999
	<i>(In Thousands)</i>	
Condominium interest in 420 Fifth Avenue	\$ 16,555	\$ 16,555
Condominium improvements	13,868	11,408
Furniture, fixtures and equipment	2,979	2,341
	33,402	30,304
Less accumulated depreciation and amortization	6,142	4,875
Property—net	\$ 27,260	\$ 25,429

4. PENSIONS AND OTHER POST-RETIREMENT BENEFITS

The Foundation maintains a defined benefit pension plan (the "Plan") for regular salaried employees who were at least 21 years old and have completed one year of service or had attained the age of 40 prior to July 1, 2000. As of July 1, 2000, the Plan was closed to new employees and also to those employees hired prior to July 1, 2000 who did not meet the eligibility requirements. The Plan provides retirement benefits based on years of service and final average pay, with benefits after retirement subject to increase under a cost-of-living augmentation formula. The Foundation makes annual contributions to the Plan, as needed, based on actuarial calculations, in amounts sufficient to meet the minimum funding requirements pursuant to the Employee Retirement Income Security Act of 1974. Plan assets are invested in a diversified portfolio of equities and fixed income securities.

In 2000, the Foundation enhanced its 401(k) plan to create the Retirement Savings Plan (formerly, the Trusteed Savings Plan). Foundation contributions are now made to equal 13 percent of compensation plus a dollar-for-dollar match of up to an additional 2 percent of compensation contributed on a pre-tax basis by employees up to the compensation cap of \$170,000. Current members of the Plan had the option of remaining in the combined retirement plan consisting of the defined benefit pension plan and the former 401(k) Trusteed Savings Plan or moving to the new Retirement Savings Plan. Employees can make additional unmatched pre-tax contributions which, when combined with employee contributions that are matched, cannot exceed the maximum pre-tax contribution limit of \$10,500.

All contributions are credited to the participants' accounts. The Foundation's contributions to the plans were \$776,000 in 2000 and \$550,000 in 1999.

The Foundation provides certain health care and life insurance benefits ("Other Benefits") for retired employees. Employees are eligible for these benefits when they meet the criteria for retirement under the Foundation's pension plan. The plans are noncontributory and there are no cost sharing features. The Foundation accrues the expected cost of providing post-retirement benefits over the years that employees render service and pays the cost of retiree health care benefits with excess pension plan assets under the provisions of Section 401(h) of the Internal Revenue Code.



Photograph Excised Here



	2000		1999		2000		1999	
	Pension Benefits				Other Benefits			
	(In Thousands)							
Benefit obligation at year-end	\$	48,486	\$	49,183	\$	14,287	\$	13,606
Fair value of plan assets at year-end		98,729		101,353		-		-
Funded status of the plan (underfunded)		50,243		52,170		(14,287)		(13,606)
Prepaid (accrued) benefit cost recognized in the statements of financial position		45,978		40,908		(18,324)		(18,165)
Weighted-average assumptions as of December 31:								
Discount rate		7.50%		7.25%		7.50%		7.25%
Expected return on plan assets		9.00%		9.00%				
Rate of compensation increase		5.00%		5.00%				

For measurement purposes, a 7 percent annual rate of increase in the per capita cost of covered health care benefits was assumed for 2001. The rate was assumed to decrease gradually to 6 percent by 2002 and remain at that level thereafter.


	2000	1999	2000	1999
	Pension Benefits		Other Benefits	
	(In Thousands)			
Net periodic benefit (credit) cost	\$ (5,070)	\$ (4,737)	\$ 1,164	\$ 1,181
Benefits paid	2,768	2,721	1,005	892

5. BONDS PAYABLE

During fiscal 1993, the Foundation issued \$20,445,000 in tax-exempt term bonds and \$9,815,000 in tax-exempt serial bonds to fund the acquisition, construction and furnishing of a new office facility (the "Facility"). The bond proceeds and related investment income earned were held by a trustee (the "Trustee") and have been disbursed at the direction of the Foundation to fund allowable Facility-related costs.

The bonds are rated Aaa by Moody's and AAA by Standard & Poor's and are backed by the general assets of the Foundation. In addition, the bonds are secured by the Foundation's ownership interest in the Facility, a leasehold interest in the Facility, insurance proceeds with respect to the Facility and certain amounts held by the Trustee. The nominal interest rates on the serial bonds range from 4.5 percent to 5.1 percent. The

013 > MEXICO



Photograph Excised Here

nominal interest rates attributable to the term bonds are 5.3 percent and 5.4 percent.

The serial bonds mature in various amounts, ranging from \$635,000 to \$880,000 per year, through 2008. The term bonds are due in 2013 (\$5,140,000) and 2023 (\$15,305,000). Bond maturities are as follows (in thousands):

Fiscal year ending December 31:	
2001	\$ 635
2002	665
2003	695
2004	725
2005	760
Thereafter	22,965
	\$ 26,445

6. APPROPRIATIONS AND EXPENDITURES

Appropriations by the trustees are considered to be obligations when grants are approved (awarded) for specific grantees; appropriations not released for specific grantees and the appropriation for the budget for the next year are considered as board-designated net assets. The majority of approved grants are scheduled for payment within one year. Administrative costs, including investment expenses and excise taxes, account for approximately 12 percent (18 percent in 1999) of the Foundation's total expenses and are charged to operations when incurred.

Appropriations and expenditures for the year are summarized as follows:

	Appropriated for Specific Grantees/Purposes	Appropriated for Allocation and Next Year's Budget	Total Appropriated
		(in Thousands)	
Balance, January 1, 2000	\$ 65,084	\$ 260,701	\$ 325,785
Approved grants and program and administrative costs	230,511	(230,511)	-
Lapses and refunds	(1,115)	(147)	(1,262)
Expenditures for grants and operations	(197,075)	-	(197,075)
2001 budget	-	197,000	197,000
Balance, December 31, 2000	\$ 97,405	\$ 227,043	\$ 324,448

7. FEDERAL EXCISE TAX

The Foundation is a philanthropic organization chartered in 1913 "to promote the well-being of mankind throughout the world." The Foundation qualifies as a tax-exempt organization under Section 501(c)(3) of the Internal Revenue Code and, accordingly, is not subject to Federal income tax. Because the Foundation is classified as a private foundation, it is subject to a Federal excise tax of 1 percent or 2 percent on investment income (its principal source of revenue) less investment expenses, and on net realized taxable gains on securities transactions. In accordance with Section 4940(e) of the Internal Revenue Code, for the years ended December 31, 2000 and 1999, the Foundation met the specified distribution requirements and, therefore, was subject to a Federal excise tax of 1 percent. Additionally, the Foundation's investments in certain private equity and real estate partnerships give rise to unrelated business income tax liabilities. Such tax liabilities for 2000 and 1999 are not significant to the accompanying financial statements.

Deferred Federal excise tax arises from temporary differences between financial and tax reporting related to investment income and the difference between the cost basis and market value of marketable securities.

8. USE OF ESTIMATES

The preparation of financial statements in conformity with accounting principles generally accepted in the United States requires management to make estimates and assumptions that affect the amounts reported in the financial statements and accompanying notes. Management believes that the estimates utilized in preparing its financial statements are reasonable and prudent. Actual results could differ from those estimates.



Photograph Excised Here



TRUSTEES AND STAFF

As of Dec. 31, 2000, unless otherwise noted.

Board of Trustees

Alice Stone Ichman,
Chairman
(retired as of December 12, 2000)
The Rockefeller Foundation
New York, New York

James Orr III
Chairman (as of Dec. 13, 2000)
The Rockefeller Foundation
New York, New York
Chairman and Chief Executive Officer
United Asset Management Corporation
Boston, Massachusetts

Ela Bhatt
Founder
Self Employed Women's Association
Bhadra, Ahmedabad, India

Johnnetta Cole
Presidential Distinguished Professor
of Anthropology, Women's Studies and
African American Studies
Emory University
Atlanta, Georgia

Gordon Conway
President
The Rockefeller Foundation
New York, New York

David de Ferranti
Vice President
Latin America and the Caribbean
Regional Office
The World Bank
Washington, D.C.

William Foege
Distinguished Professor
Emory University
Atlanta, Georgia

Stephen Jay Gould
Professor
Harvard University
Cambridge, Massachusetts

Antonia Hernandez
President and General Counsel
Mexican American Legal Defense
and Educational Fund
Los Angeles, California

Linda Hill
Professor
Harvard University
Boston, Massachusetts

David Lawrence, M.D.
Chairman and Chief Executive Officer
Kaiser Foundation Health Plan, Inc.,
and Hospitals
Oakland, California

Yo-Yo Ma
Cellist
Cambridge, Massachusetts

Jessica Mathews
President
Carnegie Endowment for International
Peace
Washington, D.C.

Mamphela Ramphele
Managing Director
The World Bank
Washington, D.C.

Alvaro Umaña
Director
Gerencia de Recursos Naturales
Alajuela, Costa Rica

Staff

OFFICE OF THE PRESIDENT

Gordon Conway
President

April Chapman
Special Assistant to the President

Simone DeVone
Executive Assistant

Juanita Frazier-Martin
Executive Assistant

Mary Langeron
Administrative Assistant

OFFICE OF THE CORPORATE SECRETARY

Lynda Mullen
Corporate Secretary

Cheryl McEwan
Grants Process Administrator

OFFICE OF THE EXECUTIVE VICE PRESIDENT FOR STRATEGY

Lincoln Chen
Executive Vice President for Strategy

Debra Jones
Research Associate

Jason Boone
Executive Assistant

Sharon Curry
Executive Secretary

OFFICE OF THE VICE PRESIDENT FOR PROGRAM ADMINISTRATION

Robert Herdt
Vice President for Program
Administration

An Trotter
Executive Associate

Eileen Zaneli
Executive Assistant

OFFICE OF THE VICE PRESIDENT FOR ADMINISTRATION AND COMMUNICATIONS

Denise Gray-Felder
Vice President for Administration and
Communications

Michael Hofemann
Manager, Administrative Services

Shirley Johns
Senior Executive Secretary

BELLAGIO CENTER OFFICE—NEW YORK

Susan Garfield
Manager

Lindy Amos
Administrative Associate

COMMUNICATIONS OFFICE/COMMUNICATION FOR SOCIAL CHANGE

Denise Gray-Felder
Vice President for Administration and
Communications

Andre Oliver
Associate Director

George Soule
Associate Director

Brian Byrd
Assistant Director

Susan Muir
Senior Production Assistant

Sharon Curry
Executive Secretary

Karen McAndrew
Executive Secretary

COMPTROLLER'S OFFICE

Charles Lang
Comptroller

Mark Swenson
Grants Supervisor

Aida Arias
Senior Accountant

Charles Yeh
Senior Accountant

Irena Dan
Accountant

Sandy Frisch
Accountant

Loriann Henderson-Manning
Accountant

Eugene Saunov
Accountant

Lusine Seferian
Accountant

Justina Ulloa
Accountant

Anu Patel
Tax Accountant


Marcia Noureldin
Accountant

Eun Joo Park
Intern

0.6 > U.S.A.



Photograph Excised Here



FELLOWSHIP OFFICE

Joseph Bookmyer
Manager, Fellowships and Special Projects

HUMAN RESOURCES

Robert Giacometti
Director

K. Gale O'Neal
Compensation Manager

Dawn Famariss
Benefits Analyst

Kathy DeVito
Recruiter

Sunujal Persaud
Assistant to the Director

Diane Headley
HR Assistant

INFORMATION TECHNOLOGY

Fernando Mola-Davis
Manager

Scott Ceniza-Levine
Project Leader

Paul Shusterman
Project Leader

Lie Qiao Cao
Database Programmer/Analyst

Rahwa Senay
Database Programmer/Analyst

Alma Leathers
Administrative Assistant

OFFICE SERVICES

Cora Springer
Manager

Hillary Castillo-Patton
Assistant to the Manager, Operations

Cathy Boston
*Assistant to the Manager/
Purchasing and Facilities*

Charles Bodt
Senior Operations Assistant

John McGhee
Senior Operations Assistant

Andrew Saunderson
Senior Operations Assistant

Renese Vought
Senior Operations Assistant

David Vega
Operations Assistant

RECORDS AND LIBRARY SERVICES

Meredith Averill
Manager

Christopher Bailey
Senior Librarian

Robert Bykowski
Records Supervisor

David Montes
Records Analyst

Elizabeth Peña
Records Analyst

TREASURER'S OFFICE

Donna Dean
Treasurer and Chief Investment Officer

Laura Callanan
Associate Director of Investments

Chun Lai
Manager, Investment Analysis

Renée Kelly
Portfolio Manager

Michelle Pak
Portfolio Manager

Eamon DeSacia
Portfolio Assistant

Cindy Shiung
Executive Assistant

AFRICA REGIONAL OFFICE—KENYA

Cheikh Mbacké
*Director for Africa Regional
Program/Representative for Eastern
Africa, Kenya*

Katherine Namuddu
Senior Scientist

CREATIVITY & CULTURE

Lynn Szwaja
Acting Director

Joan Shigekawa
Associate Director

Tomás Ybarra-Frausto
Associate Director

Peter Helm
Program Associate

Scott MacDougall
Senior Program Assistant

Jennifer Adair
Program Assistant

Michelle Hayes
Program Assistant

Kasia Pindak
Program Assistant

FOOD SECURITY

Gary Toennissen
Director

Akinwumi Adesina
*Representative for Southern Africa/
Senior Scientist*

Joseph DeVries
Senior Scientist

John Lynam
Senior Scientist

John O'Toole
Senior Scientist

Bharati Patel
Senior Scientist

Ruben Puentes
Senior Scientist

Rita Harris
Senior Program Associate

Jocelyn Peña
Administrative Associate

Sarah Dioguardi
Executive Secretary

Maria Trujillo
Executive Secretary

GLOBAL INCLUSION

Susan Sechler
Director

Donna Hall
Associate Director

Janet Maughan
Associate Director

Carolyn Deere
Assistant Director

Ram Manikkalingam
Assistant Director

Shiv Someshwar
Assistant Director

Carol Tyler
Senior Program Associate

Erin Rossitto
Research Associate

Carol Mensah
Executive Secretary

Rhea Flaten
Program Assistant

Joselito Manasan
Program Secretary

Huma Mody
Program Secretary

GLOBAL PHILANTHROPY

Jacqueline Novogratz
Manager, Special Projects

Jesse King
Manager of Operations

Salvatore LaSpada
*Project Manager,
The Philanthropy Workshop*

Surita Sandosham
*Manager,
Next Generation Leadership Program*

Lauren Maher
Research Associate

Dorothy Lopez
Administrative Associate

Debra Graham
Administrative Assistant

HEALTH EQUITY

Tim Evans
Director

Sarah Macfarlane
Associate Director

Ariel Pablos-Méndez
Associate Director

Anthony So
Associate Director

Florence Mull-Muslime
Senior Scientist

Orneata Prawl
Senior Program Associate

Charlaine Burke
Administrative Associate

Meg Wirth
Program Coordinator

Henni Donnenfeld
Executive Secretary

Amy Boldosser
Administrative Assistant

Diane Eckerle
Administrative Assistant

Adama Kouyaté
Administrative Assistant

Jonathan Soverow
Administrative Assistant

HUMAN CAPACITY BUILDING

Joyce Mook
*Associate Vice President and Special
Adviser for African Higher Education*

David Court
(On Assignment at World Bank)

Katherine Namuddu
Senior Scientist

Jennifer Pawlowski
Administrative Associate



Photograph Excised Here

LEARNING AND LIAISON UNIT

Katherine McFate
Senior Officer for Program Learning and Assessment

Ruben Puentes
Senior Officer for Program Learning and Liaison

Gwendolyn Blackstone
Coordinator

Roslyn Nedd
Administrative Associate

POPULATION AND THE CAIRO AGENDA

Jane Hughes
Associate Director

Evelyn Majidi
Senior Program Associate

Laura Fishler
Research Associate

Angela Doria
Program Secretary

PUBLIC/PRIVATE PARTNERSHIPS

Jacqueline Khor
Assistant Director

WORKING COMMUNITIES— NEW YORK OFFICE

Julia Lopez
Director

Robert Bach
Deputy Director

Dayna Cunningham
Associate Director

Frederick Frelow
Associate Director

Katherine McFate
Associate Director

Elisabeth Biemann
Assistant Director

Anne Judge
Program Associate

Julia Utz
Administrative Associate

Janet O'Connell
Executive Secretary

Maureen Cullen
Program Assistant

Michael Damian
Program Assistant

Ricardo Martinez
Program Assistant

Abigail Rao
Program Assistant

Tanya Diaz
Program Secretary

WORKING COMMUNITIES— SAN FRANCISCO OFFICE

Martha Jimenez
Assistant Director/Project Manager
(California Works for Better Health)

K. Deborah Whittle
Technical Assistance Project Associate

Bridget Farrenkopf
Executive Assistant

E. Cristin O'Keeffe
Program Secretary

BELLAGIO STUDY AND CONFERENCE CENTER—ITALY

Gianna Celli
Manager in Residence

Enrica Gilardoni
Bookkeeper/Payroll/Personnel Assistant

Nadia Gilardoni
Conference Assistant

Elena Ongania
Receptionist/Residents Assistant

FACILITY STAFF

Dina Caola

Alfredo Cattaneo

Rosaria Cenzato

Paola Ferradini

Cesare Ferrario

Andrea Gilardoni

Marina Gilardoni

Simona Gilardoni

Umbertina Gilardoni

Vittorio Gilardoni

Laura Maranesi

Chana Nanayakkara

Alberto Polti

Don Thejan Ranasinghe

Beppino Salvadori

Maria Sampietro

Nicoletta Sarcassani

Gavino Sanna

Ashroff Sawall

Giacomo Sarcassani

Wija Seethawaka

Antonello Vaccani

Virginia Valli

Ezio Vicini

Marco Wenk

Rosa Zambetti

AFRICA REGIONAL OFFICE—KENYA

Cheikh Mbacké
Director for Africa Regional Program/
Representative for Eastern Africa, Kenya

Joseph DeVries
Senior Scientist
(Food Security)

John Lynam
Senior Scientist
(Food Security)

Florence Muli-Musime
Senior Scientist
(Health Equity)

Katherine Namuddu
Senior Scientist
(Human Capacity Building)

Bharati Patel
Senior Scientist
(Food Security)

Agnes Ouattara
Office Manager

Kenneth Amunga
Accountant

Vuhya Amulyoto
Senior Program Assistant
(Human Capacity Building)

Johnson Bor
Communications Assistant

Wanjiku Kiragu
Senior Program Assistant
(Food Security)

Nicholas Mutiso
Finance Manager

Mulemia Maina
Program Assistant
(Food Security)

Rosemary Njoroge
Program Assistant
(African Career Awards)

Benson Obonyo
Research Assistant
(Health Equity)

Mumo Mwai
Program Assistant
(Health Equity)

Pauline Kamau
Administrative Assistant

Waziri Abdallah
General Office Staff

Nancy Kedogo
General Office Staff

Peter Muigai
General Office Staff

ZIMBABWE

Akinwumi Adesina
Regional Representative for
Southern Africa/
Senior Scientist (Food Security)

Regina Mparutsa
Assistant to the Regional Representative

Zomhlaba Mbanje
Administrative Assistant

MEXICO

Ruben Puentes
Senior Officer for Program
Learning and Liaison/
Senior Scientist (Food Security)

Pilar Palaciá
Office Manager

Nora Arroyo
Communications Officer

Javier Garcia
Operations Assistant

Estela Silva
Secretary

THAILAND

John O'Toole
Senior Scientist
(Food Security)

Wannee Vardhanabhuti
Administrative Office Manager

Palida Awasadapom
Program Assistant


Jaravee Iengphasuk
Communications Assistant

Suchart Komol
Office Assistant

Tongrem Wongchine
Services Assistant



Photograph Excised Here



CONTACTING THE FOUNDATION ABOUT GRANTS

The Rockefeller Foundation works to enrich and sustain the lives and livelihoods of the poor and excluded throughout the world.

The Foundation has identified four themes, or subject areas of work—Creativity & Culture, Food Security, Health Equity, and Working Communities. A cross-theme of Global Inclusion supports, promotes and supplements the work of the four themes. In addition, the Foundation funds a number of programs that are new or exploratory in nature. Foundation programming is managed from the Foundation's New York City headquarters, and from regional offices in Bangkok, Thailand; Nairobi, Kenya; Harare, Zimbabwe; Mexico City; and San Francisco. Program goals are included in the strategy section beginning on page 4 of this report.

The Foundation is a proactive grantmaker—that is, the officers and staff seek out opportunities that will advance the Foundation's long-term goals, rather than reacting to unsolicited proposals. Foundation officers receive more than 12,000 proposals each year, 75 percent of which cannot be considered because their purposes fall outside the Foundation's program guidelines.

Organizations interested in Foundation grantmaking should send a letter of inquiry addressed to the director of the subject area of interest, Rockefeller Foundation, 420 Fifth Avenue, New York, N.Y. 10018, or, inquiries can be sent online as follows: Creativity & Culture—creativity@rockfound.org, Food Security—food@rockfound.org, Health Equity—health@rockfound.org, Working Communities—work@rockfound.org, or Global Inclusion—global@rockfound.org. An inquiry should briefly describe the project and its purpose (no attachments, please).

It is important to note that, as a matter of policy, the Foundation does not give or lend money for personal aid to individuals, support attempts to influence legislation, or, except in rare cases, provide general institutional support, fund endowments or contribute to building and operating funds.

PROGRAM OBJECTIVES (in alphabetical order)

THEME: CREATIVITY & CULTURE

Resilient and Creative Communities: Preserving and renewing cultural heritages to enhance the well-being of societies and equip the poor and excluded to relate to, and gain benefits from, the new global community.

Grantmaking is done through Recovering and Reinventing Cultures Through Museums, a competitive program supporting exhibitions that broaden the definition of American art and chart the cultural contributions of non-Western populations. Support is also given to ongoing research initiatives on the cultural indicators of social health.

The PACT program (Partnerships Affirming Community Transformation)—community partnerships that use the arts and humanities to bridge difference and effect social change, is under review.


Explorations are under way to preserve and strengthen threatened traditional art forms in developing countries; to help communities recover and interpret cultural materials, such as literary or religious texts and oral histories; and to examine the role that memory, history and imagination play in helping communities withstand and adapt to the stresses of poverty, exclusion and violence. These program explorations are not open to direct application.

Knowledge and Freedom in the Public Sphere: Artists and humanists, through social critique, play a key role in creating democratic, inclusive civil societies. Translating religious ideas into the language of public discourse and brokering conversations between religious communities can help defuse tensions that deeply touch people's lives.

Grantmaking is done through initiatives that fortify civil society through cultural institutions in Africa and the Muslim world, and mobilize the assets of religions to build resilient communities. Support for scholarship and research networks is provided through a competitive program of Resident Humanities Fellowships hosted by humanities centers in North and South America. Additional ways of bringing humanities perspectives to bear on the Foundation's new program themes are under exploration.

Creativity and Innovation in a Global Age: The voices and visions of artists and humanists can help us envision reality and clarify our understanding

022 > CAMBODIA



Photograph Excised Here

"September 11th Terrorist Attack"

Form **990-PF**

Return of Private Foundation

OMB No 1545-0052

Department of the Treasury
Internal Revenue Service

or Section 4947(a)(1) Nonexempt Charitable Trust
Treated as a Private Foundation

2000

Note The organization may be able to use a copy of this return to satisfy state reporting requirements.

For calendar year 2000, or tax year beginning , and ending

G Check all that apply ☐ Initial return ☐ Final return ☐ Amended return ☐ Address change ☐ Name change

Use the IRS label Otherwise, print or type See Specific Instructions	Name of organization THE ROCKEFELLER FOUNDATION		A Employer identification number 13-1659629
	Number and street (or P.O. box number if mail is not delivered to street address) 420 FIFTH AVENUE		B Telephone number 212-869-8500
	City or town, state, and ZIP code NEW YORK, NY 10018-2702		C If exemption application is pending, check here <input type="checkbox"/>
			D 1 Foreign organizations, check here <input type="checkbox"/> 2 Organizations meeting the 85% test, check here and attach computation <input type="checkbox"/>
H Check type of organization <input checked="" type="checkbox"/> Section 501(c)(3) exempt private foundation <input type="checkbox"/> Section 4947(a)(1) nonexempt charitable trust <input type="checkbox"/> Other taxable private foundation			E If private foundation status was terminated under section 507(b)(1)(A), check here <input type="checkbox"/>
I Fair market value of all assets at end of year (from Part II, col (c), line 16) \$3,572,805,280		J Accounting method <input checked="" type="checkbox"/> Cash <input type="checkbox"/> Accrual <input type="checkbox"/> Other (specify) _____	F If the foundation is in a 60-month termination under section 507(b)(1)(B), check here <input type="checkbox"/>

Part I Analysis of Revenue and Expenses (The total of amounts in columns (b), (c), and (d) may not necessarily equal the amounts in column (a))		(a) Revenue and expenses per books	(b) Net investment income	(c) Adjusted net income	(d) Disbursements for charitable purposes (cash basis only)
Revenue	1 Contributions, gifts, grants, etc., received				
	2 Distributions from split-interest trusts				
	3 Interest on savings and temporary cash investments	3,937,641.	3,937,641.	0.	
	4 Dividends and interest from securities	120,099,501.	119,887,716.	0.	
	5a Gross rents				
	b (Net rental income or (loss))				
	5a Net gain or (loss) from sale of assets not on line 10	338,860,208.			STATEMENT 1-A
	b Gross sales price for all assets on line 5a	5395687965.			
	7 Capital gain net income (from Part IV, line 2)		271,402,858.		
	8 Net short-term capital gain			N/A	
	9 Income modifications				
Expenses	10a Gross sales less returns and allowances				
	b Less Cost of goods sold				
	c Gross profit or (loss)				
	11 Other income STMT 1-B	1,310,662.	<4,766,359.>	113,560.	
	12 Total Add lines 1 through 11	464,208,012.	390,461,856.	113,560.	
	13 Compensation of officers, directors, trustees, etc.	6,024,099.	865,743.	0.	5,158,356.
	14 Other employee salaries and wages	8,177,351.	1,046,703.	0.	7,130,648.
	15 Pension plans, employee benefits	3,988,831.	310,913.	0.	3,677,918.
	16a Legal fees STMT 1-C(2)	1,496,000.	241,106.	0.	1,254,893.
	b Accounting fees STMT 1-C(2)	154,925.	68,950.	0.	85,975.
	c Other professional fees STMT 1-C(2)	17,349,125.	13,835,947.	113,560.	2,314,189.
Operating and Administrative Expenses	17 Interest	1,159,875.	25,169.	0.	1,134,706.
	18 Taxes STMT 1-C	3,657,409.	0.	0.	0.
	19 Depreciation and depletion 1-C(3)	1,267,416.	227,426.	0.	
	20 Occupancy	2,367,647.	308,287.	0.	2,059,360.
	21 Travel, conferences, and meetings	3,200,420.	114,102.	0.	3,086,318.
	22 Printing and publications	1,057,945.	19,881.	0.	1,038,064.
	23 Other STMT 1-C	5,177,321.	527,433.	0.	4,776,302.
	24 Total operating and administrative expenses Add lines 13 through 23	55,078,364.	17,591,660.	113,560.	31,716,729.
	25 Contributions, gifts, grants paid 2-A	161,879,217.			163,391,841.
	26 Total expenses and disbursements Add lines 24 and 25	216,957,581.	17,591,660.	113,560.	195,108,570.
	27 Subtract line 26 from line 12				
Summary	a Excess of revenue over expenses and disbursements	247,250,431.			
	b Net investment income (if negative, enter -0-)		372,870,196.		
	c Adjusted net income (if negative, enter -0-)			0.	

Part II Balance Sheets

Attached schedules and amounts in the description column should be for end-of-year amounts only

		Beginning of year		End of year	
		(a) Book Value	(b) Book Value	(c) Fair Market Value	
Assets	1 Cash - non-interest-bearing	2,999,946.	2,188,503.	2,188,503.	
	2 Savings and temporary cash investments STMT 1.D	68,666,162.	41,461,368.	33,422,528.	
	3 Accounts receivable 570,538.				
	Less: allowance for doubtful accounts	631,673.	570,538.	570,538.	
	4 Pledges receivable				
	Less: allowance for doubtful accounts				
	5 Grants receivable				
	6 Receivables due from officers, directors, trustees, and other disqualified persons # 1.E	4,855.	4,993.	4,993.	
	7 Other notes and loans receivable				
	Less: allowance for doubtful accounts				
	8 Inventories for sale or use				
	9 Prepaid expenses and deferred charges	2,617,063.	2,743,681.	2,743,681.	
	10a Investments - U.S. and state government obligations STMT 1.D	405,499,385.	436,905,522.	445,862,941.	
	b Investments - corporate stock STMT 1.D	181,991,090.	195,625,159.	200,780,234.	
	c Investments - corporate bonds # 1.C(3) STMT 1.D	495,542,051.	527,781,745.	508,505,129.	
Liabilities	11 Investments - land, buildings, and equipment basis # 1.C(3)	1,816,903.			
	Less: accumulated depreciation	316,713.	1,398,608.	1,500,190.	
	12 Investments - mortgage loans				
	13 Investments - other 1.C(3) STMT 1.D	358,866,824.	441,655,792.	520,170,533.	
	14 Land, buildings, and equipment basis 1.C(3) STMT 1.D	31,580,333.			
	Less: accumulated depreciation	5,820,904.	24,030,621.	25,759,429.	
	15 Other assets (describe OTHER ASSETS # 1.E)	14,423,331.	10,964,285.	10,964,285.	
	16 Total assets (to be completed by all filers)	319,459,142.	344,778,763.	357,280,528.	
	17 Accounts payable and accrued expenses	5,502,012.	12,045,478.		
	18 Grants payable	65,083,762.	97,404,976.		
	19 Deferred revenue				
	20 Loans from officers, directors, trustees, and other disqualified persons				
	21 Mortgages and other notes payable				
	22 Other liabilities (describe BONDS PAYABLE # 1.F)	26,765,629.	26,167,943.		
	23 Total liabilities (add lines 17 through 22)	97,351,403.	135,618,397.		
Net Assets or Fund Balances	Organizations that follow SFAS 117, check here <input checked="" type="checkbox"/> X and complete lines 24 through 26 and lines 30 and 31				
	24 Unrestricted	309,724,002.	331,216,924.		
	25 Temporarily restricted				
	26 Permanently restricted				
	Organizations that do not follow SFAS 117, check here <input type="checkbox"/> and complete lines 27 through 31				
	27 Capital stock, trust principal, or current funds				
	28 Paid-in or capital surplus, or land, bldg, and equipment fund				
	29 Retained earnings, accumulated income, endowment, or other funds				
	30 Total net assets or fund balances	309,724,002.	331,216,924.		
	31 Total liabilities and net assets/fund balances	319,459,142.	344,778,763.		

Part III Analysis of Changes in Net Assets or Fund Balances

1 Total net assets or fund balances at beginning of year - Part II, column (a), line 30 (must agree with end-of-year figure reported on prior year's return)	1	309,724,002.
2 Enter amount from Part I, line 27a	2	247,250,431.
3 Other increases not included in line 2 (itemize)	3	0.
4 Add lines 1, 2, and 3	4	334,449,045.
5 Decreases not included in line 2 (itemize) GRANTS APPROVED IN EXCESS OF PAID	5	32,321,214.
6 Total net assets or fund balances at end of year (line 4 minus line 5) - Part II, column (b), line 30	6	331,216,924.

From 990-PF (2000)

Part IV Capital Gains and Losses for Tax on Investment Income

(a) List and describe the kind(s) of property sold (e.g., real estate, 2-story brick warehouse or common stock, 200 shs. MLC Co.)	(b) How acquired P - Purchase D - Donation	(c) Date acquired (mo., day, yr.)	(d) Date sold (mo., day, yr.)
1a SEE ATTACHMENT # 1.A			
b			
c			
d			
e			

(e) Gross sales price	(f) Depreciation allowed (or allowable)	(g) Cost or other basis plus expense of sale	(h) Gain or (loss) (e) plus (f) minus (g)
a			271,402,858.
b			
c			
d			
e			

Complete only for assets showing gain in column (h) and owned by the foundation on 12/31/69			(i) Gains (Col. (h) gain minus col. (k), but not less than -0-) or Losses (from col. (h))
(j) FMV as of 12/31/69	(k) Adjusted basis as of 12/31/69	(l) Excess of col. (j) over col. (k), if any	
a			271,402,858.
b			
c			
d			
e			

2 Capital gain net income or (net capital loss) (If gain, also enter in Part I, line 7 If (loss), enter -0- in Part I, line 7)	2	271,402,858.
3 Net short-term capital gain or (loss) as defined in sections 1222(5) and (6) If gain, also enter in Part I, line 8, column (c) If (loss), enter -0- in Part I, line 8	3	271,402,858.

Part V Qualification Under Section 4940(e) for Reduced Tax on Net Investment Income

(For optional use by domestic private foundations subject to the section 4940(a) tax on net investment income.)

If section 4940(d)(2) applies, leave this part blank.

Was the organization liable for the section 4942 tax on the distributable amount of any year in the base period?

☐ Yes ☒ No

If "Yes," the organization does not qualify under section 4940(e). Do not complete this part.

1 Enter the appropriate amount in each column for each year, see instructions before making any entries.

(a) Base period years Calendar year (or tax year beginning in)	(b) Adjusted qualifying distributions	(c) Net value of noncharitable-use assets	(d) Distribution ratio (col. (b) divided by col. (c))
1999	180,042,518.	3,375,268,014.	.0533417
1998	146,411,013.	3,136,815,412.	.0466750
1997	129,801,741.	2,875,580,600.	.0451393
1996	114,528,265.	2,498,454,797.	.0458396
1995	128,994,343.	2,227,384,466.	.0579129

2 Total of line 1, column (d)	2	.2489085
3 Average distribution ratio for the 5-year base period - divide the total on line 2 by 5 or by the number of years the foundation has been in existence if less than 5 years	3	.0497817
4 Enter the net value of noncharitable-use assets for 2000 from Part X, line 5	4	3,636,520,887.
5 Multiply line 4 by line 3	5	181,032,192.
6 Enter 1% of net investment income (1% of Part I, line 27b)	6	3,728,702.
7 Add lines 5 and 6	7	184,760,894.
8 Enter qualifying distributions from Part XII, line 4	8	196,498,599.
If line 8 is equal to or greater than line 7, check the box in Part VI, line 1b, and complete that part using a 1% tax rate. See the Part VI instructions.		

Part VI Excise Tax Based on Investment Income (Section 4940(a), 4940(b), 4940(e), or 4948 - see instructions)

1a	Exempt operating foundations described in section 4940(d)(2), check here <input type="checkbox"/> and enter "N/A" on line 1	
	Date of ruling letter _____ (attach copy of ruling letter if necessary-see instructions)	
b	Domestic organizations that meet the section 4940(e) requirements in Part V, check here <input checked="" type="checkbox"/> and enter 1% of Part I, line 27b	1 3,728,702.
c	All other domestic organizations enter 2% of line 27b. Exempt foreign organizations enter 4% of Part I, line 12, col (b)	
2	Tax under section 511 (domestic section 4947(a)(1) trusts and taxable foundations only. Others enter -0-)	2 0.
3	Add lines 1 and 2	3 3,728,702.
4	Subtitle A (income) tax (domestic section 4947(a)(1) trusts and taxable foundations only. Others enter -0-)	4 0.
5	Tax based on investment income. Subtract line 4 from line 3. If zero or less, enter -0-	5 3,728,702.
6	Credits/Payments	
a	2000 estimated tax payments and 1999 overpayment credited to 2000	6a 4,440,578.
b	Exempt foreign organizations - tax withheld at source	6b
c	Tax paid with application for extension of time to file (Form 8868)	6c
d	Backup withholding erroneously withheld	6d
7	Total credits and payments. Add lines 6a through 6d	7 4,440,578.
8	Enter any penalty for underpayment of estimated tax. Check here <input type="checkbox"/> if Form 2220 is attached	8
9	Tax due. If the total of lines 5 and 8 is more than line 7, enter amount owed	9
10	Overpayment. If line 7 is more than the total of lines 5 and 8, enter the amount overpaid	10 711,876.
11	Enter the amount of line 10 to be credited to 2001 estimated tax <input checked="" type="checkbox"/> 711,876. Refunded <input type="checkbox"/>	11 0.

Part VII-A Statements Regarding Activities

1a	During the tax year, did the organization attempt to influence any national, state, or local legislation or did it participate or intervene in any political campaign?	Yes	No
1a			X
b	Did it spend more than \$100 during the year (either directly or indirectly) for political purposes (see instructions for definition)? If the answer is "Yes" to 1a or 1b, attach a detailed description of the activities and copies of any materials published or distributed by the organization in connection with the activities		X
1b			
c	Did the organization file Form 1120-POL for this year?		X
1c			
d	Enter the amount (if any) of tax on political expenditures (section 4955) imposed during the year: (1) On the organization <input checked="" type="checkbox"/> \$ 0. (2) On the organization managers <input checked="" type="checkbox"/> \$ 0.		
e	Enter the reimbursement (if any) paid by the organization during the year for political expenditure tax imposed on the organization managers <input checked="" type="checkbox"/> \$ 0.		
2	Has the organization engaged in any activities that have not previously been reported to the IRS? If "Yes," attach a detailed description of the activities		X
2			
3	Has the organization made any changes, not previously reported to the IRS, in its governing instrument, articles of incorporation, or bylaws, or other similar instruments? If "Yes," attach a conformed copy of the changes # 1. F(1)	X	
3			
4a	Did the organization have unrelated business gross income of \$1,000 or more during the year?	X	
4a			
4b	If "Yes," has it filed a tax return on Form 990-T for this year?	X	
4b			
5	Was there a liquidation, termination, dissolution, or substantial contraction during the year? If "Yes," attach the statement required by General Instruction T		X
5			
6	Are the requirements of section 508(e) (relating to sections 4941 through 4945) satisfied either: • By language in the governing instrument, or • By state legislation that effectively amends the governing instrument so that no mandatory directions that conflict with the state law remain in the governing instrument?	X	
6			
7	Did the organization have at least \$5,000 in assets at any time during the year? If "Yes," complete Part II, col (c), and Part XV	X	
7			
8a	Enter the states to which the foundation reports or with which it is registered (see instructions) <input checked="" type="checkbox"/> NEW YORK, CALIFORNIA		
8a			
b	If the answer is "Yes" to line 7, has the organization furnished a copy of Form 990-PF to the Attorney General (or designate) of each state as required by General Instruction G? If "No," attach explanation	X	
8b			
9	Is the organization claiming status as a private operating foundation within the meaning of section 4942(j)(3) or 4942(j)(5) for calendar year 2000 or taxable year beginning in 2000 (see instructions for Part XIV)? If "Yes," complete Part XIV		X
9			
10	Did any persons become substantial contributors during the tax year? If "Yes" attach a schedule listing their names and addresses		X
10			
11	Did the organization comply with the public inspection requirements for its annual returns and exemption application?	X	
11			
12	The books are in care of <input checked="" type="checkbox"/> THE ROCKEFELLER FOUNDATION Telephone no <input checked="" type="checkbox"/> 212-869-8500 Located at <input checked="" type="checkbox"/> 420 FIFTH AVENUE, NEW YORK, NY ZIP+4 <input checked="" type="checkbox"/> 10018-2702		
12			
13	Section 4947(a)(1) nonexempt charitable trusts filing Form 990-PF in lieu of Form 1041 - Check here <input type="checkbox"/> and enter the amount of tax-exempt interest received or accrued during the year <input checked="" type="checkbox"/> 13 N/A		

Part VII-B Statements Regarding Activities for Which Form 4720 May Be Required

File Form 4720 if any item is checked in the "Yes" column, unless an exception applies.

1a During the year did the organization (either directly or indirectly)

- (1) Engage in the sale or exchange, or leasing of property with a disqualified person? ☐ Yes ☒ No
- (2) Borrow money from, lend money to, or otherwise extend credit to (or accept it from) a disqualified person? ☐ Yes ☒ No
- (3) Furnish goods, services, or facilities to (or accept them from) a disqualified person? **STMT #3** ☒ Yes ☐ No
- (4) Pay compensation to, or pay or reimburse the expenses of, a disqualified person? **STMT 1.C(1)** ☒ Yes ☐ No
- (5) Transfer any income or assets to a disqualified person (or make any of either available for the benefit or use of a disqualified person)? ☐ Yes ☒ No
- (6) Agree to pay money or property to a government official? (Exception: Check "No" if the organization agreed to make a grant to or to employ the official for a period after termination of government service, if terminating within 90 days) ☐ Yes ☒ No

b If the answer is "Yes" to 1a(1)-(6), did any of the acts fail to qualify under the exceptions described in Regulations section 53.4941(d)-3 or in a current notice regarding disaster assistance (see page 20 of the instructions)?Organizations relying on a current notice regarding disaster assistance check here ☐**c** Did the organization engage in a prior year in any of the acts described in 1a, other than excepted acts, that were not corrected before the first day of the tax year beginning in 2000?**2** Taxes on failure to distribute income (section 4942) (does not apply for years the organization was a private operating foundation defined in section 4942(j)(3) or 4942(j)(5))**a** At the end of tax year 2000, did the organization have any undistributed income (lines 6d and 6e, Part XIII) for tax year(s) beginning before 2000? ☐ Yes ☒ NoIf "Yes," list the years ☐**b** Are there any years listed in 2a for which the organization is not applying the provisions of section 4942(a)(2) (relating to incorrect valuation of assets) to the year's undistributed income? (If applying section 4942(a)(2) to all years listed, answer "No" and attach statement - see instructions) **N/A****c** If the provisions of section 4942(a)(2) are being applied to any of the years listed in 2a, list the years here ☐**3a** Did the organization hold more than a 2% direct or indirect interest in any business enterprise at any time during the year? ☐ Yes ☒ No**b** If "Yes," did it have excess business holdings in 2000 as a result of (1) any purchase by the organization or disqualified persons after May 26, 1969, (2) the lapse of the 5-year period (or longer period approved by the Commissioner under section 4943(c)(7)) to dispose of holdings acquired by gift or bequest, or (3) the lapse of the 10-, 15-, or 20-year first phase holding period? (Use Schedule C, Form 4720, to determine if the organization had excess business holdings in 2000) **N/A****4a** Did the organization invest during the year any amount in a manner that would jeopardize its charitable purposes?**b** Did the organization make any investment in a prior year (but after December 31, 1969) that could jeopardize its charitable purpose that had not been removed from jeopardy before the first day of the tax year beginning in 2000?**5a** During the year did the organization pay or incur any amount to

- (1) Carry on propaganda, or otherwise attempt to influence legislation (section 4945(e))? ☐ Yes ☒ No
- (2) Influence the outcome of any specific public election (see section 4955), or to carry on, directly or indirectly, any voter registration drive? ☐ Yes ☒ No
- (3) Provide a grant to an individual for travel, study, or other similar purposes? ☒ Yes ☐ No
- (4) Provide a grant to an organization, other than a charitable, etc., organization described in section 509(a)(1), (2), or (3), or section 4940(d)(2)? ☒ Yes ☐ No
- (5) Provide for any purpose other than religious, charitable, scientific, literary, or educational purposes, or for the prevention of cruelty to children or animals? ☐ Yes ☒ No

b If any answer is "Yes" to 5a(1)-(5) did any of the transactions fail to qualify under the exceptions described in Regulations section 53.4945 or in a current notice regarding disaster assistance (see instructions)?Organizations relying on a current notice regarding disaster assistance check here ☐**c** If the answer is "Yes" to question 5a(4), does the organization claim exemption from the tax because it maintained expenditure responsibility for the grant? **See STMT 2.A(1)** ☒ Yes ☐ No

If "Yes," attach the statement required by Regulations section 53.4945-5(d)

6a Did the organization, during the year, receive any funds, directly or indirectly, to pay premiums on a personal benefit contract?**b** Did the organization, during the year, pay premiums, directly or indirectly, on a personal benefit contract? **N/A**

If you answered "Yes" to 6b, also file Form 8870

Yes No

1b X

1c X

2b

3b

4a X

4b X

5b X

6b

Information About Officers, Directors, Trustees, Foundation Managers, Highly Paid Employees, and Contractors

1 List all officers, directors, trustees, foundation managers and their compensation

(a) Name and address	(b) Title, and average hours per week devoted to position	(c) Compensation (if not paid, enter -0-)	(d) Contributions to employee benefit plans and deferred compensation	(e) Expense account, other allowances
SEE ATTACHMENT 1. C (1)				

2 Compensation of five highest- paid employees (other than those included on line 1) If none, enter "NONE "

(a) Name and address of each employee paid more than \$50,000	(b) Title and average hours per week devoted to position	(c) Compensation	(d) Contributions to employee benefit plans and deferred compensation	(e) Expense account, other allowances
FERNANDO MOLA DAVIS	MANAGER			
420 FIFTH AVENUE, NEW YORK, NY 10018	40 HOURS/WEEK	147,790.	37,569.	0.
JACQUELINE NOVOGRATZ	MANAGER			
420 FIFTH AVENUE, NEW YORK, NY 10018	40 HOURS/WEEK	126,228.	44,431.	0.
CHUN LAI	SR. PORTFOLIO MANAGER			
420 FIFTH AVENUE, NEW YORK, NY 10018	40 HOURS/WEEK	114,897.	38,930.	0.
JESSE P. KING	MANAGER			
420 FIFTH AVENUE, NEW YORK, NY 10018	40 HOURS/WEEK	109,949.	44,738.	0.
JOHN O' TOOLE	SR. SCIENTIST			
C/O ROCKEFELLER FOUNDATION THAILAND	40 HOURS/WEEK	109,395.	29,617.	16,533.
Total number of other employees paid over \$50,000				50

3 Five highest- paid independent contractors for professional services If none, enter "NONE "

(a) Name and address of each person paid more than \$50,000	(b) Type of service	(c) Compensation
STATE STREET BANK		
PO BOX 1389, BOSTON MA 02104-1389	CUSTODIAL SERVICES	1710989.
ARK ASSET MANAGEMENT	INVESTMENT	
CHURCH STREET STATION, PO BOX 6315 NEW YORK	MANAGEMENT	1700237.
PATTERSON, BELKNAP, WEBB & TYLER		
1133 AVENUE OF THE AMERICAS, NEW YORK, NY 10036	LEGAL SERVICES	1264754.
WHIPPOORWILL ASSOCIATES, INC	INVESTMENT	
11 MARINE AVENUE, WHITE PLAINS, NY 10606	MANAGEMENT	775,931.
SANFORD C. BERSTEIN & CO., INC	INVESTMENT	
ONE N. LEXINGTON AVENUE WHITE PLAINS, NY 10601	MANAGEMENT	775,685.
Total number of others receiving over \$50,000 for professional services		59

Part IX-A Summary of Direct Charitable Activities

List the foundation's four largest direct charitable activities during the tax year. Include relevant statistical information such as the number of organizations and other beneficiaries served, conferences convened, research papers produced, etc.

Part IV		Expenses
List the foundation's four largest direct charitable activities during the tax year. Include relevant statistical information such as the number of organizations and other beneficiaries served, conferences convened, research papers produced, etc.		
1	SEE ATTACHED #1.C (4)	
2		
3		
4		

Part IX-B Summary of Program-Related Investments

Describe the two largest program-related investments made by the foundation during the tax year on lines 1 and 2	Amount
1 N/A	
2	
All other program-related investments See instructions	
3	

Part X Minimum Investment Return (All domestic foundations must complete this part. Foreign foundations, see instructions.)

1 Fair market value of assets not used (or held for use) directly in carrying out charitable, etc., purposes		
a Average monthly fair market value of securities	1a	3688099083.
b Average of monthly cash balances	1b	2,300,105.
c Fair market value of all other assets	1c	1,500,190.
d Total (add lines 1a, b, and c)	1d	3691899378.
e Reduction claimed for blockage or other factors reported on lines 1a and 1c (attach detailed explanation)	1e	0.
2 Acquisition indebtedness applicable to line 1 assets	2	0.
3 Subtract line 2 from line 1d	3	3691899378.
4 Cash deemed held for charitable activities Enter 1 1/2% of line 3 (for greater amount, see instructions)	4	55,378,491.
5 Net value of noncharitable-use assets Subtract line 4 from line 3 Enter here and on Part V, line 4	5	3636520887.
6 Minimum investment return Enter 5% of line 5	6	181,826,044.

Part XI Distributable Amount (see instructions) (Section 4942(j)(3) and (j)(5) private operating foundations and certain foreign organizations check here ☐ and do not complete this part.)

1 Minimum investment return from Part X, line 6	1	181,826,044.
2a Tax on investment income for 2000 from Part VI, line 5	2a	3,728,702.
b Income tax for 2000 (This does not include the tax from Part VI)	2b	270,278.
c Add lines 2a and 2b	2c	3,998,980.
3 Distributable amount before adjustments Subtract line 2c from line 1	3	177,827,064.
4a Recoveries of amounts treated as qualifying distributions	4a	5,098,084.
b Income distributions from section 4947(a)(2) trusts	4b	0.
c Add lines 4a and 4b	4c	5,098,084.
5 Add lines 3 and 4c	5	182,925,148.
6 Deduction from distributable amount (see instructions)	6	0.
7 Distributable amount as adjusted Subtract line 6 from line 5 Enter here and on Part XIII, line 1	7	182,925,148.

Part XII Qualifying Distributions (see instructions)

1 Amounts paid (including administrative expenses) to accomplish charitable, etc., purposes		
a Expenses, contributions, gifts, etc. - total from Part I, column (d), line 26	1a	195,108,570.
b Program-related investments - total of lines 1-3 of Part IX-B	1b	0.
2 Amounts paid to acquire assets used (or held for use) directly in carrying out charitable, etc., purposes	2	1,390,029.
3 Amounts set aside for specific charitable projects that satisfy the		
a Suitability test (prior IRS approval required)	3a	
b Cash distribution test (attach the required schedule)	3b	
4 Qualifying distributions Add lines 1a through 3b Enter here and on Part V, line 8, and Part XIII, line 4	4	196,498,599.
5 Organizations that qualify under section 4940(e) for the reduced rate of tax on net investment income Enter 1% of Part I line 27b	5	3,728,702.
6 Adjusted qualifying distributions Subtract line 5 from line 4	6	192,769,897.

Note The amount on line 6 will be used in Part V, column (b), in subsequent years when calculating whether the foundation qualifies for the section 4940(e) reduction of tax in those years

Part XIII Undistributed Income (see instructions)

	(a) Corpus	(b) Years prior to 1999	(c) 1999	(d) 2000
1 Distributable amount for 2000 from Part XI, line 7				182,925,148.
2 Undistributed income if any as of the end of 1999				
a Enter amount for 1999 only			0.	
b Total for prior years 19 __, 19 __, 19 __		0.		
3 Excess distributions carryover, if any to 2000				
a From 1995	20,243,917.			
b From 1996				
c From 1997				
d From 1998				
e From 1999	12,506,224.			
f Total of lines 3a through e	32,750,141.			
4 Qualifying distributions for 2000 from Part XII line 4 ▶ \$196,498,599.				
a Applied to 1999, but not more than line 2a			0.	
b Applied to undistributed income of prior years (Election required - see instructions)		0.		
c Treated as distributions out of corpus (Election required - see instructions)	0.			
d Applied to 2000 distributable amount				182,925,148.
e Remaining amount distributed out of corpus	13,573,451.			
5 Excess distributions carryover applied to 2000 (If an amount appears in column (d), the same amount must be shown in column (e).)	0.			0.
6 Enter the net total of each column as indicated below				
a Corpus Add lines 3f, 4c, and 4e. Subtract line 5	46,323,592.			
b Prior years' undistributed income Subtract line 4b from line 2b		0.		
c Enter the amount of prior years' undistributed income for which a notice of deficiency has been issued, or on which the section 4942(a) tax has been previously assessed		0.		
d Subtract line 6c from line 6b Taxable amount - see instructions		0.		
e Undistributed income for 1999 Subtract line 4a from line 2a Taxable amount - see instr			0.	
f Undistributed income for 2000 Subtract lines 4d and 5 from line 1 This amount must be distributed in 2001				0.
7 Amounts treated as distributions out of corpus to satisfy requirements imposed by section 170(b)(1)(E) or 4942(g)(3)	0.			
8 Excess distributions carryover from 1995 not applied on line 5 or line 7	20,243,917.			
9 Excess distributions carryover to 2001 Subtract lines 7 and 8 from line 6a	26,079,675.			
10 Analysis of line 9				
a Excess from 1996				
b Excess from 1997				
c Excess from 1998				
d Excess from 1999	12,506,224.			
e Excess from 2000	13,573,451.			

Form 990-PF (2000)

Part XV Supplementary Information (continued)**3** Grants and Contributions Paid During the Year or Approved for Future Payment

Recipient Name and address (home or business)	If recipient is an individual, show any relationship to any foundation manager or substantial contributor	Foundation status of recipient	Purpose of grant or contribution	Amount
a Paid during the year SEE ATTACHMENT #2.A				163391841.
Total				▶ 3a 163391841.
b Approved for future payment SEE ATTACHMENT #2.A				97404976.
Total				▶ 3b 97404976.

Part XVI-A

Analysis of Income-Producing Activities

Enter gross amounts unless otherwise indicated

Enter gross amounts unless otherwise indicated		Unrelated business income		Excluded by section 512, 513, or 514		(e) Related or exempt function income
	(a) Business code	(b) Amount	(c) Exclu- sion code	(d) Amount		
1 Program service revenue						
a PHILANTHROPY WKSHOP. INC						113,560.
b						
c						
d						
e						
f						
g Fees and contracts from government agencies						
2 Membership dues and assessments						
3 Interest on savings and temporary cash investments			14	3,937,641.		
4 Dividends and interest from securities			14	119,980,549.		
5 Net rental income or (loss) from real estate						
a Debt-financed property						
b Not debt-financed property						
6 Net rental income or (loss) from personal property						
7 Other investment income						
8 Gain or (loss) from sales of assets other than inventory	900000	5,867,886.	18	333,111,274.		0.
9 Net income or (loss) from special events						
10 Gross profit or (loss) from sales of inventory						
11 Other revenue						
a SEE ATT 1.B (SEC. LENDING)			14	726,531.		
b SEE ATT 1.B (PRI INTEREST			14	470,571.		
c						
d						
e						
12 Subtotal. Add columns (b), (d), and (e)		5,867,886.		458,226,566.		113,560.
13 Total. Add line 12, columns (b), (d), and (e)						464,208,012.

(See worksheet in line 13 instructions to verify calculations)

Part XVI-B

Relationship of Activities to the Accomplishment of Exempt Purposes

[illegible]

Part XVII

1 Did the organization directly or indirectly engage in any of the following with any other organization described in section 501(c) of the Code (other than section 501(c)(3) organizations) or in section 527, relating to political organizations?

a Transfers from the reporting organization to a noncharitable exempt organization of

(1) Cash

(2) Other assets

b Other Transactions

(1) Sales of assets to a noncharitable exempt organization

(2) Purchases of assets from a noncharitable exempt organization

(3) Rental of facilities, equipment or other assets

(4) Reimbursement arrangements

(5) Loans or loan guarantees

(6) Performance of services or membership or fundraising solicitations

c Sharing of facilities, equipment, mailing lists, other assets, or paid employees

d If the answer to any of the above is "Yes," complete the following schedule. Column (b) should always show the fair market value of the goods, other assets, or services given by the reporting organization. If the organization received less than fair market value in any transaction or sharing arrangement, show in column (d) the value of the goods, other assets, or services received.

[illegible]

2a Is the organization directly or indirectly affiliated with, or related to, one or more tax-exempt organizations described in section 501(c) of the Code (other than section 501(c)(3)) or in section 527?

b If "Yes," complete the following schedule

(a) Name of organization	(b) Type of organization	(c) Description of relationship
PVHC	501 C (2)	SOLE SHAREHOLDER

Under penalties of perjury, I declare that I have examined this return, including accompanying schedules and statements, and to the best of my knowledge and belief, it is true, correct, and complete. Declaration of preparer (other than taxpayer or fiduciary) is based on all information of which preparer has any knowledge.

Signature of officer or trustee

Sign Here

Preparer's
signature

Firm's name (or yours if self-employed)
address, and ZIP code

Application for Extension of Time To File an Exempt Organization Return

OMB No 1545-1709

► File a separate application for each return

- If you are filing for an **Automatic 3-Month Extension**, complete only **Part I** and check this box ☒
 - If you are filing for an **Additional (not automatic) 3-Month Extension**, complete only **Part II** (on page 2 of this form)
- Note** Do not complete **Part II** unless you have already been granted an automatic 3-month extension on a previously filed Form 8868

Part I Automatic 3-Month Extension of Time—Only submit original (no copies needed)

Note Form 990-T corporations requesting an automatic 6-month extension—check this box and complete **Part I** only ☐

All other corporations (including Form 990-C filers) must use Form 7004 to request an extension of time to file income tax returns. Partnerships, REMICs and trusts must use Form 8736 to request an extension of time to file Form 1065, 1066, or 1041

Type or print File by the due date for filing your return. See instructions	Name of Exempt Organization THE ROCKEFELLER FOUNDATION	Employer identification number 13: 1659629
	Number, street, and room or suite no. If a P.O. box, see instructions 420 FIFTH AVENUE	
	City, town or post office, state, and ZIP code. For a foreign address, see instructions NEW YORK, NY 10018-2702	

Check type of return to be filed (file a separate application for each return):

- | | | |
|---|---|------------------------------------|
| <input type="checkbox"/> Form 990 | <input type="checkbox"/> Form 990-T (corporation) | <input type="checkbox"/> Form 4720 |
| <input type="checkbox"/> Form 990-BL | <input type="checkbox"/> Form 990-T (sec. 401(a) or 408(a) trust) | <input type="checkbox"/> Form 5227 |
| <input type="checkbox"/> Form 990-EZ | <input type="checkbox"/> Form 990-T (trust other than above) | <input type="checkbox"/> Form 6069 |
| <input checked="" type="checkbox"/> Form 990-PF | <input type="checkbox"/> Form 1041-A | <input type="checkbox"/> Form 8870 |

- If the organization does not have an office or place of business in the United States, check this box ☐
- If this is for a **Group Return**, enter the organization's four digit Group Exemption Number (GEN) _____ If this is for the **whole group**, check this box ☐ If it is for part of the group, check this box ☐ and attach a list with the names and EINs of all members the extension will cover

- 1 I request an automatic 3-month (6-month, for **990-T corporation**) extension of time until **AUGUST 15**, 20**01** to file the exempt organization return for the organization named above. The extension is for the organization's return for:
- ☒ calendar year 20**00** or
 - ☐ tax year beginning _____, 20__ and ending _____, 20__

- 2 If this tax year is for less than 12 months, check reason: ☐ Initial return ☐ Final return ☐ Change in accounting period

- 3a If this application is for Form 990-BL, 990-PF, 990-T, 4720, or 6069, enter the tentative tax, less any nonrefundable credits. See instructions. \$ **4,440,578**
- b If this application is for Form 990-PF or 990-T, enter any refundable credits and estimated tax payments made. Include any prior year overpayment allowed as a credit. \$ **4,440,578**
- c **Balance Due** Subtract line 3b from line 3a. Include your payment with this form, or, if required, deposit with FTD coupon or, if required, by using EFTPS (Electronic Federal Tax Payment System). See instructions. \$ _____

Signature and Verification

Under penalties of perjury, I declare that I have examined this form, including accompanying schedules and statements, and to the best of my knowledge and belief it is true, correct, and complete, and that I am authorized to prepare this form.

Signature ► Charles J. King Title ► **COMPTROLLER** Date ► 8/10/01

For Paperwork Reduction Act Notice, see Instruction _____ Cat No 27916D Form **8868** (12-2000)

- If you are filing for an **Additional (not automatic) 3-Month Extension**, complete only **Part II** and check this box ☐ **Note Only complete Part II if you have already been granted an automatic 3-month extension on a previously filed Form 8868**
- If you are filing for an **Automatic 3-Month Extension**, complete only **Part I** (on page 1)

Part II Additional (not automatic) 3-Month Extension of Time Must File Original and One Copy			
Type or print File by the extended due date for filing the return See instructions	Name of Exempt Organization THE ROCKEFELLER FOUNDATION		Employer identification number 13 1659629
	Number street and room or suite no. If a P.O. box see instructions 420 FIFTH AVENUE		For IRS use only
	City town or post office state and ZIP code For a foreign address see instructions NEW YORK, NY 10018-2702		

Check type of return to be filed (File a separate application for each return)

- ☐ Form 990 ☐ Form 990-EZ ☐ Form 990 T (sec 401(a) or 408(a) trust) ☐ Form 1041-A ☐ Form 5227 ☐ Form 8870
☐ Form 990-BL ☒ Form 990-PF ☐ Form 990 T (trust other than above) ☐ Form 4720 ☐ Form 6069

STOP Do not complete Part II if you were not already granted an automatic 3-month extension on a previously filed Form 8868

- If the organization does **not** have an office or place of business in the United States check this box ☐
- If this is for a **Group Return**, enter the organization's four digit Group Exemption Number (GEN) _____ If this is for the **whole group** check this box ☐ If it is for **part of the group** check this box ☐ and attach a list with the names and EINs of all members the extension is for

- 4 I request an additional 3 month extension of time until **NOVEMBER 15**, 20 **01**
- 5 For calendar year **2000** or other tax year beginning _____, 20____ and ending _____, 20____
- 6 If this tax year is for less than 12 months check reason ☐ Initial return ☐ Final return ☐ Change in accounting period
- 7 State in detail why you need the extension **The Foundation has yet to receive tax information from several of our large partnership investments due to their filing extensions Therefore, the Foundation needs additional time to compile information for the return**

- 8a If this application is for Form 990 BL 990-PF 990 T 4720 or 6069 enter the tentative tax, less any nonrefundable credits See instructions \$ **4,440,578**
- b If this application is for Form 990 PF 990-T 4720 or 6069 enter any refundable credits and estimated tax payments made Include any prior year overpayment allowed as a credit and any amount paid previously with Form 8868 \$ **4,440,578**
- c **Balance Due** Subtract line 8b from line 8a Include your payment with this form or if required deposit with FTD coupon or if required by using EFTPS (Electronic Federal Tax Payment System) See instructions \$

Signature and Verification

Under penalties of perjury I declare that I have examined this form including accompanying schedules and statements and to the best of my knowledge and belief it is true correct and complete and that I am authorized to prepare this form

Signature **Charles J. Lang** Title **COMPTROLLER** Date **8/14/01**

Notice to Applicant To Be Completed by the IRS

- ☒ We **have** approved this application Please attach this form to the organization's return
- ☐ We **have not** approved this application However we have granted a 10-day grace period from the later of the date shown below or the due date of the organization's return (including any prior extensions) This grace period is considered to be a valid extension of time for elections otherwise required to be made on a timely return Please attach this form to the organization's return
- ☐ We **have not** approved this application After considering the reasons stated in item 7 we cannot grant your request for an extension of time to file We are not granting a 10-day grace period
- ☐ We **cannot consider** this application because it was filed after the due date of the return for which an extension was requested
- ☐ Other

EXTENSION APPROVED

Director _____ By _____ Date _____

Alternate Mailing Address Enter the address if you want the copy of this application for an additional 3 month extension returned to an address different than the one entered above **SEP 25 2001**

Type or print	Name
	Number and street (include suite, room, or apt. no.) Or a P.O. box number
	City or town, province or state, and country (including postal or ZIP code)

**LINDA WEISKOPF, FIELD DIRECTOR,
SUBMISSION PROCESSING, OGDEN**

THE ROCKEFELLER FOUNDATION

Employer ID No. 13-1659629

Form 990-PF - 2000

TABLE OF ATTACHMENTS

#1.A	<i>Capital Gains & Losses</i>
#1.B	<i>Other Income</i>
#1.C	<i>Analysis of Operating and Administrative Expenses</i>
#1.C(1)	<i>Compensation of Officers, Directors and Trustees</i>
#1.C(2)	<i>Professional fees</i>
#1.C(3)	<i>Depreciable Assets and Depreciation Expense</i>
#1.C(4)	<i>Summary of Direct Charitable Activities</i>
#1.D	<i>Marketable Securities</i>
#1.E	<i>Receivables due from officers, etc./Other Assets</i>
#1.F	<i>Bonds Payable</i>
#1.F(1)	<i>Bylaws of the Foundation</i>
#2.A	<i>Grants & Expenditures</i>
#2.A(1)	<i>Expenditure Responsibility Grants</i>
#2.A(2)	<i>Grants to Individuals</i>
#2.B	<i>General Fellowships</i>
#3.	<i>SUPPLEMENTAL INFORMATION: Furnishing of Goods, Services & Facilities</i>
#4.	<i>SUPPLEMENTAL INFORMATION regarding grant requests</i>

THE ROCKEFELLER FOUNDATION
EMPLOYER ID NO. 13-1659629
SUMMARY FOR CAPITAL GAINS AND LOSSES FOR TAX ON INVESTMENT INCOME
FORM 990PF 2000, PART IV

<u>DESCRIPTION</u>	<u>PROCEEDS</u>	<u>COST</u>	<u>GAIN/(LOSS)</u>
<u>EQUITY</u>			
COMMON STOCK	2,342,680,838 31	2,158,826,170 98	183,854,667 33
PREFERRED STOCK	5,727,646 20	5,330,460 49	397,185 71
DEPOSITORY RECEIPTS	32,591,494 90	26,511,303 38	6,080,191 52
MUTUAL FUNDS	869,710 96	1,017,875 26	(148,164 30)
TOTAL EQUITY	2,381,869,690.37	2,191,685,810.11	190,183,880 26
<u>FIXED INCOME</u>			
US GOVERNMENT AND AGENCY	2,568,831,005 29	2,563,961,559 60	4,869,445 69
MORTGAGES NOTES AND CONTRACTS	99,146,356 06	101,146,322 83	(1,999,966 77)
MUNICIPAL OBLIGATION	-	-	-
CORPORATE OBLIGATION	186,432,924 92	193,614,236 73	(7,181,311 81)
ZERO COUPON	27,097,260 50	25,179,637 70	1,917,622 80
CONVERTIBLE BOND	9,566,235 00	9,040,750 64	525,484 36
SHORT TERM	67,419,890 04	67,250,242 52	169,647 52
TOTAL FIXED INCOME	2,958,493,671.81	2,960,192,750 02	(1,699,078 21)
<u>MISCELLANEOUS</u>			
SUNDRY ASSETS	1,943,472 82	1,917,228 72	26,244 10
OTHER (COMMISSIONS)	-	-	-
TOTAL MISCELLANEOUS	1,943,472.82	1,917,228.72	26,244 10
SUBTOTAL	5,342,306,835.00	5,153,795,788.85	188,511,046.15
Partnership Gains/(Losses)			82,891,812 33
NET CAPITAL GAIN/(LOSS)			271,402,858.48

THE ROCKEFELLER FOUNDATION
EIN 13-1659629 FORM 990PF 2000RECONCILIATION OF NET GAIN FROM SALE OF ASSETS TO CAPITAL GAIN NET INCOME

Net gain from sale of assets - Part 1, line 6, column (a)	\$338,860,208
---	---------------

ADJUSTMENTS TO BOOK AMOUNT OF GAINS

Reclassification of partnership ordinary income to Other Income, Att 1 B	(1,526,749)
Partnership book to tax differences reflected on K-1s	(\$15,280,489)
Exclusion of non-taxable items *	(\$52,272,436)
Exclusion of Unrelated Business Income	(\$5,867,886)
Reclassification of deductions relating to portfolio income from partnership gains/losses to Other Income, Att #1 B	\$7,490,210
Capital Gain/Loss Part I, Line 7	<u>\$271,402,858</u>

* See Pages 118-120 of Non-Taxable Items Detail Schedule which follows

THE ROCKEFELLER FOUNDATION
 EMPLOYEE ID NO 13 165629
 GAIN AND LOSSES FOR TAX ON INVESTMENT INCOME
 FORM 990 PF 2000 PART IV

Par	Security Name	Security Description	Date Bought	Date Sold	Proceeds	Cost	Realized
EQUITY COMMON STOCK							
8 600 00	ADC TELECOMMUNICATIONS INC	COM	06/12/31-00/12/31	11/14/2000	200 487 50	188 125 00	12 362 50
5 800 00	AT T CORP	COM	06/12/31-00/12/31	5/11/2000	245 505 81	263 901 32	(118 395 51)
2 400 00	AT T CORP	COM	06/12/31-00/12/31	5/15/2000	92 178 60	128 435 78	(36 259 16)
800 00	AT T CORP	COM	06/12/31-00/12/31	5/15/2000	36 808 01	42 811 92	(12 203 91)
100 00	AT T CORP	COM	06/12/31-00/12/31	5/16/2000	3 735 37	5 331 48	(1 616 11)
7 400 00	AT T CORP	COM	06/12/31-00/12/31	5/18/2000	271 332 66	368 844 94	(97 512 28)
100 00	AT T CORP	COM	06/12/31-00/12/31	6/8/2000	3 563 51	4 952 00	(1 388 49)
4 900 00	AT T CORP	COM	06/12/31-00/12/31	6/8/2000	172 861 41	242 848 00	(69 986 59)
3 900 00	AT T CORP	COM	06/12/31-00/12/31	6/8/2000	134 185 10	193 128 00	(58 942 84)
2 100 00	AT T CORP	COM	06/12/31-00/12/31	6/12/2000	71 511 01	103 992 00	(32 480 96)
35 400 00	AT-T CORP	COM LIBERTY MEDIA GRP CL A	06/12/31-00/12/31	11/14/2000	550 912 50	749 217 60	(198 305 10)
11 300 00	AT T WIRELESS GROUP	COM	06/12/31-00/12/31	11/14/2000	244 362 50	338 939 87	(94 577 37)
100 00	AXA FINL INC	COM	06/12/31-00/12/31	1/21/2000	3 381 83	3 494 98	(103 35)
6 500 00	AXA FINL INC	COM	06/12/31-00/12/31	1/26/2000	218 122 97	228 143 10	(8 020 13)
200 00	AXA FINL INC	COM	06/12/31-00/12/31	2/17/2000	8 108 29	6 938 43	(830 14)
4 800 00	AXA FINL INC	COM	06/12/31-00/12/31	3/27/2000	178 154 12	165 875 78	(10 478 36)
200 00	AXA FINL INC	COM	06/12/31-00/12/31	4/17/2000	8 108 29	6 832 81	(724 32)
100 00	AXA FINL INC	COM	06/12/31-00/12/31	5/21/2000	3 772 87	3 502 00	270 87
100 00	AXA FINL INC	COM	06/12/31-00/12/31	6/28/2000	5 020 08	3 418 30	1 612 78
2 300 00	AXA FINL INC	COM	06/12/31-00/12/31	10/23/2000	121 136 72	78 575 02	42 561 70
4 000 00	AXA FINL INC	COM	06/12/31-00/12/31	10/24/2000	212 418 11	136 547 56	75 868 55
3 800 00	AXA FINL INC	COM	06/12/31-00/12/31	10/25/2000	200 390 87	128 718 88	71 671 19
4 100 00	AXA FINL INC	COM	06/12/31-00/12/31	10/26/2000	216 511 72	129 784 89	86 716 83
5 100 00	AXA FINL INC	COM	06/12/31-00/12/31	10/27/2000	269 615 25	159 430 59	110 184 66
5 400 00	AXA FINL INC	COM	06/12/31-00/12/31	10/30/2000	286 234 72	168 808 86	117 425 86
12 800 00	ABBOTT LABS	COM NPV	06/12/31-00/12/31	3/27/2000	428 065 36	307 440 00	31 225 36
8 900 00	ABBOTT LABS	COM NPV	06/12/31-00/12/31	11/14/2000	452 787 50	295 338 00	157 451 50
3 814 00	AGILENT TECHNOLOGIES INC	COM	06/12/31-00/12/31	11/14/2000	162 571 75	205 757 52	(43 185 77)
12 500 00	AIR PRODS CHEMS INC	COM	06/12/31-00/12/31	11/14/2000	431 250 00	392 708 67	38 541 33
1 100 00	ALASKA AIR GROUP INC	COM	06/12/31-00/12/31	1/26/2000	34 603 30	54 438 12	(19 834 82)
6 800 00	ALASKA AIR GROUP INC	COM	06/12/31-00/12/31	3/27/2000	180 840 57	326 628 72	(135 088 15)
2 100 00	ALLERGAN INC	COM	06/12/31-00/12/31	11/7/01	117 501 9	89 015 01	28 486 78
5 700 00	ALLERGAN INC	COM	06/12/31-00/12/31	2/17/2000	33 381 12	239 082 49	(88 208 63)
400 00	ALLERGAN INC	COM	06/12/31-00/12/31	9/26/2000	33 889 3	21 208 00	6 661 3
600 00	ALLERGAN INC	COM	06/12/31-00/12/31	9/27/2000	90 959 00	40 812 00	10 141 00
1 400 00	ALLERGAN INC	COM	06/12/31-00/12/31	8/28/2000	118 932 4	88 365 50	30 566 5
400 00	ALLERGAN INC	COM	06/12/31-00/12/31	9/29/2000	33 820 03	24 158 00	5 662 03
300 00	ALLERGAN INC	COM	06/12/31-00/12/31	10/27/2000	24 258 09	12 406 11	11 651 98
900 00	ALLERGAN INC	COM	06/12/31-00/12/31	10/30/2000	66 053 20	37 218 33	28 834 6
1 100 00	ALLERGAN INC	COM	06/12/31-00/12/31	10/27/2000	81 650 02	45 489 07	42 160 95
4 600 00	ALLERGAN INC	COM	06/12/31-00/12/31	11/14/2000	406 237 50	190 227 02	216 010 46
1 400 00	ALTERA CORP	COM	06/12/31-00/12/31	3/27/2000	133 520 54	70 038 06	63 481 48
7 300 00	ALTERA CORP	COM	06/12/31-00/12/31	11/14/2000	230 862 50	2 839 64	145 521 4
4 600 00	ALZA CORP	COM	06/12/31-00/12/31	9/28/2000	369 592 61	284 478 12	85 164 49
6 200 00	ALZA CORP	COM	06/12/31-00/12/31	11/14/2000	558 000 00	387 359 64	1 540 36
15 300 00	AMERICA ONLINE INC DEL	COM	06/12/31-00/12/31	1/26/2000	922 573 00	1 095 223 88	(172 650 88)
1 900 00	AMERICA ONLINE INC DEL	COM	06/12/31-00/12/31	2/25/2000	113 713 67	131 147 50	(17 433 83)
4 900 00	AMERICA ONLINE INC DEL	COM	06/12/31-00/12/31	2/28/2000	298 622 00	338 222 50	(39 600 50)
15 000 00	AMERICA ONLINE INC DEL	COM	06/12/31-00/12/31	2/28/2000	292 905 85	214 492 3	18 411 48
10 300 00	AMERICA ONLINE INC DEL	COM	06/12/31-00/12/31	11/14/2000	748 500 00	761 442 03	(12 942 03)
1 200 00	AMERICAN GEN CORP	COM	06/12/31-00/12/31	3/27/2000	513 970 00	501 819 05	12 150 95
2 100 00	AMERICAN GEN CORP	COM	06/12/31-00/12/31	7/6/2000	60 513 68	66 951 20	(6 437 52)
3 300 00	AMERICAN GEN CORP	COM	06/12/31-00/12/31	7/12/2000	131 800 84	147 12 81	(15 311 97)
2 400 00	AMERICAN GEN CORP	COM	06/12/31-00/12/31	7/12/2000	206 873 32	226 658 06	(19 784 74)
3 000 00	AMERICAN GEN CORP	COM	06/12/31-00/12/31	7/11/2000	156 216 78	163 008 00	(7 391 22)
200 00	AMERICAN GEN CORP	COM	06/12/31-00/12/31	7/12/2000	199 351 74	203 888 83	(4 535 09)
1 600 00	AMERICAN GREETINGS CORP	CL A	06/12/31-00/12/31	7/13/2000	13 288 03	12 558 78	(727 25)
11 900 00	AMERICAN GREETINGS CORP	CL A	06/12/31-00/12/31	1/28/2000	35 494 49	48 851 36	(13 356 87)
1 500 00	AMERICAN HOME PRODUCTS CORP	COM	06/12/31-00/12/31	3/27/2000	202 810 95	353 359 15	(150 748 20)
17 500 00	AMERICAN HOME PRODUCTS CORP	COM	06/12/31-00/12/31	8/15/2000	86 217 12	78 920 70	7 296 42
5 000 00	AMERICAN INTL GROUP INC	COM	06/12/31-00/12/31	1/14/2000	1 033 593 75	946 595 74	86 998 01
300 00	AMERICAN INTL GROUP INC	COM	06/12/31-00/12/31	3/15/2000	445 127 85	207 649 78	237 477 87
700 00	AMERICAN INTL GROUP INC	COM	06/12/31-00/12/31	3/15/2000	26 580 81	12 458 98	14 121 63
2 500 00	AMERICAN INTL GROUP INC	COM	06/12/31-00/12/31	3/15/2000	81 277 70	29 070 97	52 206 73
6 700 00	AMSCOUTH BANCORPORATION	COM	06/12/31-00/12/31	3/16/2000	236 177 87	103 824 88	132 352 98
4 500 00	ANADARKO PETE CORP	COM	06/12/31-00/12/31	12/12/2000	160 154 78	230 530 20	(70 375 94)
2 200 00	ANADARKO PETE CORP	COM	06/12/31-00/12/31	1/28/2000	154 834 88	155 782 10	(927 22)
100 00	ANADARKO PETE CORP	COM	06/12/31-00/12/31	3/27/2000	72 782 57	78 150 36	(3 367 79)
4 400 00	ANADARKO PETE CORP	COM	06/12/31-00/12/31	10/27/2000	8 253 79	3 461 38	2 784 41
600 00	ANALOG DEVICES INC	COM	06/12/31-00/12/31	11/14/2000	268 844 00	152 300 72	116 543 28
3 000 00	ANALOG DEVICES INC	COM	06/12/31-00/12/31	1/21/2000	58 673 54	23 374 38	35 299 16
2 900 00	ANALOG DEVICES INC	COM	06/12/31-00/12/31	1/26/2000	302 448 81	116 671 90	185 578 01
4 700 00	ANALOG DEVICES INC	COM	06/12/31-00/12/31	3/27/2000	255 060 41	58 488 09	196 572 32
1 700 00	ANHEUSER BUSCH COS INC	COM	06/12/31-00/12/31	11/14/2000	260 850 00	90 898 25	170 5 5
8 400 00	ANHEUSER BUSCH COS INC	COM	06/12/31-00/12/31	1/21/2000	120 130 74	120 282 09	(152 25)
8 000 00	ANHEUSER BUSCH COS INC	COM	06/12/31-00/12/31	1/26/2000	568 872 70	594 301 84	(25 428 94)
1 600 00	ANHEUSER BUSCH COS INC	COM	06/12/31-00/12/31	3/27/2000	462 568 96	565 782 40	(103 183 84)
15 400 00	ANHEUSER BUSCH COS INC	COM	06/12/31-00/12/31	8/15/2000	138 882 08	113 152 48	25 729 60
4 000 00	AON CORP	COM	06/12/31-00/12/31	11/14/2000	730 537 50	544 546 31	185 991 19
5 000 00	AON CORP	COM	06/12/31-00/12/31	11/23/2000	118 736 83	102 718 05	16 018 78
3 700 00	AON CORP	COM	06/12/31-00/12/31	11/6/2000	149 506 50	126 847 50	22 659 00
2 500 00	AON CORP	COM	06/12/31-00/12/31	11/7/2000	114 717 99	93 887 15	20 830 84
2 200 00	AON CORP	COM	06/12/31-00/12/31	11/8/2000	76 469 89	63 423 75	13 045 94
600 00	APPLIED MATERIALS INC	COM	06/12/31-00/12/31	11/9/2000	65 709 60	55 812 90	9 896 70
1 700 00	APPLIED MATERIALS INC	COM	06/12/31-00/12/31	5/11/2000	50 898 31	65 002 86	(14 104 55)
5 100 00	APPLIED MATERIALS INC	COM	06/12/31-00/12/31	6/21/2000	184 068 75	184 174 77	(20 076 02)
3 700 00	ASSOCIATES FIRST CAP CORP	CL A	06/12/31-00/12/31	11/14/2000	211 331 25	544 265 07	(332 933 82)
2 900 00	ASSOCIATES FIRST CAP CORP	CL A	06/12/31-00/12/31	1/21/2000	92 191 67	97 490 35	(5 298 68)
1 600 00	ASSOCIATES FIRST CAP CORP	CL A	06/12/31-00/12/31	1/26/2000	68 491 84	78 024 71	(7 532 77)
4 600 00	ASSOCIATES FIRST CAP CORP	CL A	06/12/31-00/12/31	3/27/2000	31 166 89	41 535 88	(8 368 99)
16 100 00	ASSOCIATES FIRST CAP CORP	CL A	06/12/31-00/12/31	4/17/2000	95 354 81	115 018 23	(18 663 42)
7 500 00	ASSOCIATES FIRST CAP CORP	CL A	06/12/31-00/12/31	5/11/2000	425 830 77	360 962 64	64 868 13
3 200 00	ASSOCIATES FIRST CAP CORP	CL A	06/12/31-00/12/31	8/8/2000	292 469 58	163 719 47	128 750 51
4 300 00	ATLANTIC RICHFIELD CO	COM	06/12/31-00/12/31	9/11/2000	126 298 82	84 297 05	62 031 77
1 733 00	AVAYA INC	COM	06/12/31-00/12/31	1/26/2000	327 866 21	401 664 72	(73 798 51)
0 33	AVAYA INC	COM	06/12/31-00/12/31	10 4/2/2000	25 172 53	63 035 36	(37 862 83)
8 400 00	AVERY DENNISON CORP	COM	06/12/31-00/12/31	10/13/2000	4 67	7 54	(2 87)
18 000 00	AVON PRODS INC	COM	06/12/31-00/12/31	11/14/2000	438 950 00	382 602 28	57 147 72
600 00	AVON PRODS INC	COM	06/12/31-00/12/31	1/21/2000	536 081 50	468 306 00	67 7 5 50
5 000 00	AVON PRODS INC	COM	06/12/31-00/12/31	2/17/2000	16 712 44	15 810 20	1 002 24
4 300 00	AVON PRODS INC	COM	06/12/31-00/12/31	3/27/2000	144 587 67	128 816 49	14 781 18
6 200 00	AVON PRODS INC	COM	06/12/31-00/12/31	3/28/2000	120 931 31	110 823 47	10 107 84
7 900 00	BANK AMER CORP	COM	06/12/31-00/12/31	11/14/2000	288 687 50	158 791 86	129 895 52
1 800 00	BANK AMER CORP	COM	06/12/31-00/12/31	3/27/2000	426 427 78	337 036 68	89 391 10
13 500 00	BANK AMER CORP	COM	06/12/31-00/12/31	4/17/2000	86 811 10	83 892 03	2 919 07
6 400 00	BANK AMER CORP	COM	06/12/31-00/12/31	6/21/2000	630 833 86	477 890 19	153 143 77
23 300 00	BANK AMER CORP	COM</					

THE ROCKEFELLER FOUNDATION
EMPLOYEE ID NO 13 165629
GAIN AND LOSSES FOR TAX ON INVESTMENT INCOME
FORM 990 PF 2000 PART IV

Par	Security Name	Security Description	Date Bought	Date Sold	Proceeds	Cost	Realized
7 600 00	BAXTER INTL INC	COM	06/12/31-00/12/31	11/14/2000	213 687 50	153 600 00	60 087 50
2 100 00	BELL ATLANTIC CORP	COM	06/12/31-00/12/31	3/27/2000	125 035 08	62 988 75	62 046 33
800 00	BELL ATLANTIC CORP	COM	06/12/31-00/12/31	5/11/2000	43 382 55	23 950 00	19 432 55
2 400 00	BELL ATLANTIC CORP	COM	06/12/31-00/12/31	6/21/2000	136 147 48	71 850 00	64 29 48
8 000 00	BELLSOUTH CORP	COM	06/12/31-00/12/31	1/26/2000	351 861 06	324 660 00	27 201 06
3 700 00	BELLSOUTH CORP	COM	06/12/31-00/12/31	2/17/2000	158 095 72	141 534 25	16 561 47
14 900 00	BELLSOUTH CORP	COM	06/12/31-00/12/31	3/27/2000	629 476 39	262 363 20	367 113 19
2 500 00	BELLSOUTH CORP	COM	06/12/31-00/12/31	5/11/2000	115 727 39	45 850 00	70 077 39
13 700 00	BELLSOUTH CORP	COM	06/12/31-00/12/31	6/21/2000	586 136 65	242 558 00	353 278 65
1 800 00	BIOGEN INC	COM	06/12/31-00/12/31	4/17/2000	92 021 93	201 636 36	1109 614 43
1 900 00	BIOGEN INC	COM	06/12/31-00/12/31	5/11/2000	100 180 82	171 463 67	71 763 05
1 400 00	BIOGEN INC	COM	06/12/31-00/12/31	5/12/2000	74 573 13	112 270 90	37 697 77
9 800 00	BLACK DECKER CORPORATION	COM	06/12/31-00/12/31	1/21/2000	406 184 69	587 207 10	181 022 41
5 500 00	BLACK DECKER CORPORATION	COM	06/12/31-00/12/31	1/26/2000	252 278 03	388 790 61	136 512 58
700 00	BLACK DECKER CORPORATION	COM	06/12/31-00/12/31	2/17/2000	7 620 74	11 417 78	3 797 04
3 200 00	BLACK + DECKER CORPORATION	COM	06/12/31-00/12/31	3/27/2000	111 370 68	182 326 33	70 955 65
12 800 00	BLACK + DECKER CORPORATION	COM	06/12/31-00/12/31	11/14/2000	442 400 00	648 454 49	206 054 49
1 100 00	BOISE CASCADE CORP	COM	06/12/31-00/12/31	1/26/2000	39 846 96	47 587 28	7 740 32
4 200 00	BOISE CASCADE CORP	COM	06/12/31-00/12/31	3/27/2000	137 367 71	162 987 72	25 620 01
3 500 00	BOISE CASCADE CORP	COM	06/12/31-00/12/31	6/21/2000	88 739 53	135 823 10	47 083 57
1 400 00	BORG WARNER AUTOMOTIVE INC	COM	06/12/31-00/12/31	1/26/2000	49 766 89	78 603 00	28 834 11
2 200 00	BORG WARNER AUTOMOTIVE INC	COM	06/12/31-00/12/31	3/27/2000	79 901 33	123 519 00	43 61 67
100 00	BORG WARNER AUTOMOTIVE INC	COM	06/12/31-00/12/31	5/11/2000	5 347 85	5 614 50	266 65
5 100 00	BORG WARNER AUTOMOTIVE INC	COM	06/12/31-00/12/31	11/14/2000	186 150 00	286 335 50	100 185 50
1 800 00	BRISTOL MYERS SQUIBB CO	COM	06/12/31-00/12/31	1/26/2000	109 361 11	134 658 50	25 337 39
800 00	BRISTOL MYERS SQUIBB CO	COM	06/12/31-00/12/31	2/17/2000	50 687 30	59 866 00	9 883 00
7 300 00	BRISTOL MYERS SQUIBB CO	COM	06/12/31-00/12/31	3/27/2000	388 146 97	406 863 67	18 716 01
1 000 00	BRISTOL MYERS SQUIBB CO	COM	06/12/31-00/12/31	8/15/2000	52 978 23	54 175 00	1 196 77
14 700 00	BRISTOL MYERS SQUIBB CO	COM	06/12/31-00/12/31	9/26/2000	824 274 99	708 372 50	27 902 49
700 00	BRISTOL MYERS SQUIBB CO	COM	06/12/31-00/12/31	10/27/2000	12 270 59	10 435 00	1 835 59
8 000 00	BRISTOL MYERS SQUIBB CO	COM	06/12/31-00/12/31	11/14/2000	502 500 00	389 188 77	113 311 23
21 800 00	BRISTOL MYERS SQUIBB CO	COM	06/12/31-00/12/31	11/14/2000	1 389 312 50	459 352 06	899 960 44
1 800 00	BURLINGTON NORTHERN SANTA FE	COM	06/12/31-00/12/31	1/26/2000	41 218 70	57 053 94	15 834 24
8 200 00	BURLINGTON NORTHERN SANTA FE	COM	06/12/31-00/12/31	3/27/2000	178 958 02	259 812 40	80 953 38
13 300 00	BURLINGTON NORTHERN SANTA FE	COM	06/12/31-00/12/31	11/14/2000	348 956 25	420 112 56	70 156 31
9 600 00	CBS CORP	COM	06/12/31-00/12/31	1/21/2000	558 689 84	351 092 48	107 597 36
8 800 00	CBS CORP	COM	06/12/31-00/12/31	1/26/2000	586 278 73	399 240 24	197 039 49
1 800 00	CIGNA CORP	COM	06/12/31-00/12/31	8/15/2000	187 214 09	168 180 06	19 034 03
8 300 00	CIGNA CORP	COM	06/12/31-00/12/31	11/14/2000	1 052 025 00	775 489 71	276 535 29
5 700 00	CABLETRON SYSTEMS INC	COM STK	06/12/31-00/12/31	2/15/2000	201 291 63	159 528 75	41 762 88
9 400 00	CALPINE CORP	COM	06/12/31-00/12/31	11/14/2000	770 212 50	748 185 16	24 027 34
1 600 00	CARDINAL HEALTH INC	COM	06/12/31-00/12/31	1/21/2000	81 765 27	64 004 27	17 761 00
2 200 00	CARDINAL HEALTH INC	COM	06/12/31-00/12/31	1/26/2000	110 099 06	86 536 33	23 559 73
4 100 00	CARDINAL HEALTH INC	COM	06/12/31-00/12/31	3/27/2000	195 671 30	160 377 10	35 294 20
2 900 00	CARDINAL HEALTH INC	COM	06/12/31-00/12/31	9/26/2000	274 345 35	111 577 40	162 767 95
3 000 00	CARDINAL HEALTH INC	COM	06/12/31-00/12/31	11/14/2000	276 187 50	115 198 00	160 989 50
200 00	CENTEX CORP	COM	06/12/31-00/12/31	2/17/2000	4 158 36	8 058 70	3 901 34
2 400 00	CENTEX CORP	COM	06/12/31-00/12/31	3/27/2000	55 923 41	96 716 40	40 792 99
1 200 00	CENTEX CORP	COM	06/12/31-00/12/31	3/27/2000	27 182 69	48 358 20	21 175 51
1 700 00	CENTEX CORP	COM	06/12/31-00/12/31	3/27/2000	26 527 59	48 358 20	21 835 61
4 600 00	CENTEX CORP	COM	06/12/31-00/12/31	3/27/2000	108 863 74	192 398 80	83 533 50
1 200 00	CENTEX CORP	COM	06/12/31-00/12/31	3/27/2000	27 952 22	47 914 20	19 961 98
3 600 00	CEPHALON INC	COM	06/12/31-00/12/31	11/14/2000	186 175 00	198 299 96	12 124 96
1 400 00	CHAMPION INTL CORP	COM	06/12/31-00/12/31	1/21/2000	84 756 67	85 034 32	27 855
700 00	CHAMPION INTL CORP	COM	06/12/31-00/12/31	1/26/2000	39 465 17	42 517 16	3 051 99
2 000 00	CHAMPION INTL CORP	COM	06/12/31-00/12/31	5/11/2000	146 580 11	121 477 60	25 102 51
5 800 00	CHAMPION INTL CORP	COM	06/12/31-00/12/31	5/23/2000	425 000 54	352 285 04	72 715 50
3 100 00	CHEVRON CORP	COM	06/12/31-00/12/31	1/26/2000	269 879 17	280 306 35	10 426 18
8 200 00	CHEVRON CORP	COM	06/12/31-00/12/31	3/27/2000	679 576 93	708 097 50	128 520 57
6 900 00	CHEVRON CORP	COM	06/12/31-00/12/31	11/14/2000	581 325 00	585 393 18	4 068 18
2 900 00	CIRCUIT CITY STORES INC	COM	06/12/31-00/12/31	3/27/2000	147 027 17	126 113 75	20 913 42
4 700 00	CIRCUIT CITY STORES INC	COM	06/12/31-00/12/31	6/21/2000	184 987 89	198 967 25	13 975 36
8 200 00	CISCO SYS INC	COM	06/12/31-00/12/31	1/26/2000	902 232 32	505 936 04	396 296 28
600 00	CISCO SYS INC	COM	06/12/31-00/12/31	2/17/2000	77 322 47	33 610 44	43 71 03
20 400 00	CISCO SYS INC	COM	06/12/31-00/12/31	3/27/2000	1 648 318 09	541 682 08	1 106 636 01
61 800 00	CISCO SYS INC	COM	06/12/31-00/12/31	11/14/2000	3 283 125 00	1 187 810 79	2 095 314 21
12 700 00	CITIGROUP INC	COM	06/12/31-00/12/31	1/21/2000	689 217 22	435 038 17	254 1 905
1 600 00	CITIGROUP INC	COM	06/12/31-00/12/31	1/21/2000	91 115 04	57 054 19	34 060 85
21 600 00	CITIGROUP INC	COM	06/12/31-00/12/31	1/26/2000	1 234 485 22	748 822 56	485 662 66
14 300 00	CITIGROUP INC	COM	06/12/31-00/12/31	3/27/2000	844 142 30	467 860 57	376 281 73
16 000 00	CITIGROUP INC	COM	06/12/31-00/12/31	11/14/2000	812 000 00	742 073 85	69 926 15
59 200 00	CITIGROUP INC	COM	06/12/31-00/12/31	11/14/2000	3 004 400 00	1 354 472 17	1 649 927 83
1 600 00	CITRIX SYS INC	COM	06/12/31-00/12/31	3/27/2000	166 194 46	118 300 00	47 894 46
3 000 00	CITRIX SYS INC	COM	06/12/31-00/12/31	6/12/2000	67 846 93	212 855 54	145 008 65
800 00	CITRIX SYS INC	COM	06/12/31-00/12/31	8/13/2000	18 772 01	38 584 04	19 812 03
5 800 00	CLEAR CHANNEL COMMUNICATIONS	COM	06/12/31-00/12/31	1/21/2000	521 378 95	402 217 87	119 161 08
5 900 00	CLEAR CHANNEL COMMUNICATIONS	COM	06/12/31-00/12/31	1/26/2000	522 499 55	392 653 85	129 845 70
7 000 00	CLEAR CHANNEL COMMUNICATIONS	COM	06/12/31-00/12/31	3/27/2000	490 737 52	461 781 91	28 955 61
1 400 00	CLEAR CHANNEL COMMUNICATIONS	COM	06/12/31-00/12/31	11/14/2000	75 425 00	82 320 00	6 895 00
6 000 00	CLEAR CHANNEL COMMUNICATIONS	COM	06/12/31-00/12/31	11/14/2000	323 250 00	380 009 62	56 759 62
4 000 00	COMERICA INC	COM	06/12/31-00/12/31	1/21/2000	163 258 15	271 551 70	108 293 55
8 200 00	COMERICA INC	COM	06/12/31-00/12/31	1/26/2000	337 836 14	550 726 93	212 790 79
9 900 00	COMERICA INC	COM	06/12/31-00/12/31	3/27/2000	418 050 17	647 498 78	229 448 62
100 00	COMERICA INC	COM	06/12/31-00/12/31	9/26/2000	5 660 31	6 380 00	719 69
11 500 00	COMERICA INC	COM	06/12/31-00/12/31	11/14/2000	590 812 50	678 742 39	87 929 89
7 600 00	COMPAQ COMPUTER CORP	COM	06/12/31-00/12/31	3/27/2000	272 600 36	238 305 00	34 295 36
7 800 00	COMPAQ COMPUTER CORP	COM	06/12/31-00/12/31	9/26/2000	218 188 71	239 305 00	21 116 29
9 200 00	COMPAQ COMPUTER CORP	COM	06/12/31-00/12/31	11/14/2000	249 320 00	276 797 50	27 477 50
10 600 00	COMPUTER ASSOC INTL INC	COM	06/12/31-00/12/31	1/21/2000	743 432 70	536 742 87	206 689 83
200 00	COMPUTER ASSOC INTL INC	COM	06/12/31-00/12/31	1/21/2000	13 095 53	12 841 50	254 03
8 000 00	COMPUTER ASSOC INTL INC	COM	06/12/31-00/12/31	1/26/2000	445 242 75	161 341 20	283 901 55
1 000 00	COMPUTER ASSOC INTL INC	COM	06/12/31-00/12/31	3/27/2000	65 117 52	28 805 33	36 312 19
500 00	COMPUTER ASSOC INTL INC	COM	06/12/31-00/12/31	5/8/2000	24 364 18	13 402 67	10 961 51
1 400 00	COMPUTER ASSOC INTL INC	COM	06/12/31-00/12/31	5/8/2000	65 555 47	37 527 47	28 028 00
200 00	COMPUTER ASSOC INTL INC	COM	06/12/31-00/12/31	5/8/2000	9 370 68	5 361 07	4 009 61
4 900 00	COMPUTER ASSOC INTL INC	COM	06/12/31-00/12/31	5/8/2000	228 658 21	131 346 13	97 312 08
4 100 00	COMVERSE TECHNOLOGY INC	COM NEW	06/12/31-00/12/31	11/14/2000	446 643 75	396 216 04	48 427 71
1 400 00	CONSTELLATION ENERGY GROUP INC	COM	06/12/31-00/12/31	1/26/2000	41 675 34	40 259 24	1 416 10
1 000 00	CONSTELLATION ENERGY GROUP INC	COM	06/12/31-00/12/31	2/17/2000	32 418 41	26 756 80	5 661 61
1 000 00	CONSTELLATION ENERGY GROUP INC	COM	06/12/31-00/12/31	3/27/2000	29 916 50	26 756 80	3 159 70
1 300 00	CONSTELLATION ENERGY GROUP INC	COM	06/12/31-00/12/31	5/11/2000	44 741 25	37 383 58	7 357 67
8 900 00	CONSTELLATION ENERGY GROUP INC	COM	06/12/31-00/12/31	11/14/2000	282 900 00	197 592 30	85 307 70
11 200 00	CORNING INC	COM	06/12/31-00/12/31	11/14/2000	744 800 00	993 426 75	248 626 75
10 700 00	DANAHER CORP	COM	06/12/31-00/12/31	1/21/2000	438 150 37	627 630 17	189 479 80
2 100 00	DANAHER CORP	COM	06/12/31-00/12/31	1/26/2000	85 907 68	121 614 99	35 712 31
200 00	DANAHER CORP	COM	06/12/31-00/12/31	2/17/2000	8 258 22	11 582 38	3 324 16
3 600 00	DANAHER CORP	COM	06/12/31-00/12/31	3/27/2000	149 532 16	208 455 19	58 923 03
1 000 00							

THE ROCKEFELLER FOUNDATION
EMPLOYEE ID NO 13 165629
GAIN AND LOSSES FOR TAX ON INVESTMENT INCOME
FORM 990 PF 2000 PART IV

Par	Security Name	Security Description	Date Bought	Date Sold	Proceeds	Cost	Realized
5 000 00	DELL COMPUTER CORP	COM	06/12/21-00/12/21	10/20/2000	143 817 20	173 718 48	(29 901 28)
4 700 00	DELL COMPUTER CORP	COM	06/12/21-00/12/21	10/23/2000	130 297 04	153 804 83	(23 507 89)
3 900 00	DELL COMPUTER CORP	COM	06/12/21-00/12/21	10/24/2000	105 159 21	127 459 41	(22 300 20)
8 000 00	DELL COMPUTER CORP	COM	06/12/21-00/12/21	10/25/2000	157 847 13	196 081 40	(38 234 27)
400 00	DIAL CORP NEW	COM	06/12/21-00/12/21	3/27/2000	5 139 30	10 833 00	(5 793 70)
300 00	DIAL CORP NEW	COM	06/12/21-00/12/21	3/28/2000	3 786 03	8 199 75	(4 413 72)
2 800 00	DIAL CORP NEW	COM	06/12/21-00/12/21	6/28/2000	28 059 56	71 064 50	(43 004 94)
7 800 00	DIAL CORP NEW	COM	06/12/21-00/12/21	6/28/2000	84 182 72	208 798 79	(124 616 07)
2 600 00	DIAL CORP NEW	COM	06/12/21-00/12/21	6/28/2000	27 165 97	71 064 50	(43 898 53)
15 000 00	DISNEY WALT CO	DISNEY COM	06/12/21-00/12/21	11/14/2000	464 062 50	512 825 00	(48 762 50)
9 600 00	DOMINION RES INC VA NEW	COM	06/12/21-00/12/21	11/14/2000	561 600 00	369 462 71	192 137 29
700 00	DOW CHEM CO	COM	06/12/21-00/12/21	8/15/2000	19 760 34	26 126 29	(6 365 95)
7 100 00	DOW CHEM CO	COM	06/12/21-00/12/21	8/15/2000	199 769 57	267 169 81	(67 400 24)
3 600 00	DOW CHEM CO	COM	06/12/21-00/12/21	8/26/2000	84 800 03	131 971 68	(47 171 65)
900 00	DOW CHEM CO	COM	06/12/21-00/12/21	10/27/2000	24 056 19	30 967 08	(6 910 89)
24 900 00	DOW CHEM CO	COM	06/12/21-00/12/21	10/27/2000	687 427 19	828 731 76	(141 304 57)
30 400 00	DOW CHEM CO	COM	06/12/21-00/12/21	11/14/2000	953 800 00	1 011 757 48	(57 957 48)
12 500 00	DUPONT E I DE NEMOURS CO	COM	06/12/21-00/12/21	11/14/2000	533 593 75	511 187 50	22 406 25
100 00	DUKE ENERGY CO	COM STK NPV	06/12/21-00/12/21	9/26/2000	8 178 97	8 192 18	(13 211 46)
3 400 00	DUKE ENERGY CO	COM STK NPV	06/12/21-00/12/21	10/27/2000	280 335 27	210 524 12	69 811 15
15 400 00	DUKE ENERGY CO	COM STK NPV	06/12/21-00/12/21	11/14/2000	1 303 225 00	865 849 00	437 376 00
2 200 00	E M C CORP MASS	COM	06/12/21-00/12/21	4/17/2000	245 767 80	203 941 92	(41 825 88)
200 00	E M C CORP MASS	COM	06/12/21-00/12/21	5/11/2000	24 720 17	23 894 72	825 45
2 600 00	E M C CORP MASS	COM	06/12/21-00/12/21	8/21/2000	203 716 20	155 865 68	47 850 52
21 200 00	E M C CORP MASS	COM	06/12/21-00/12/21	11/14/2000	1 636 450 00	1 396 725 16	239 724 84
8 100 00	EASTMAN CHEM CO	COM	06/12/21-00/12/21	11/14/2000	268 400 00	299 749 13	(31 349 13)
200 00	EDISON INTL	COM	06/12/21-00/12/21	12/1/2000	5 483 31	5 466 50	16 81
24 700 00	EDISON INTL	COM	06/12/21-00/12/21	1/26/2001	713 309 72	872 888 96	(160 579 24)
400 00	EDISON INTL	COM	06/12/21-00/12/21	5/8/2000	7 979 25	10 882 24	(2 902 99)
3 200 00	EDISON INTL	COM	06/12/21-00/12/21	5/8/2000	82 578 38	87 057 92	(4 479 54)
200 00	EDISON INTL	COM	06/12/21-00/12/21	5/8/2000	3 839 83	5 441 12	(1 601 29)
1 700 00	EDISON INTL	COM	06/12/21-00/12/21	5/9/2000	23 075 23	32 848 72	(9 773 49)
7 100 00	EDISON INTL	COM	06/12/21-00/12/21	5/9/2000	137 141 85	193 159 78	(56 017 93)
1 700 00	EDISON INTL	COM	06/12/21-00/12/21	5/9/2000	23 262 78	32 646 72	(9 383 94)
3 800 00	EDISON INTL	COM	06/12/21-00/12/21	5/10/2000	73 420 38	103 361 28	(29 940 90)
1 220 00	EDWARDS LIFESCIENCES CORP	COM	06/12/21-00/12/21	5/11/2000	18 274 99	17 931 71	343 28
100 00	EL PASO ENERGY CORP DEL	COM	06/12/21-00/12/21	6/21/2000	4 891 58	3 770 35	1 121 23
21 200 00	EL PASO ENERGY CORP DEL	COM	06/12/21-00/12/21	11/14/2000	1 277 000 00	1 003 890 54	273 109 46
2 800 00	ELECTRONIC DATA SYS CORP NEW	COM	06/12/21-00/12/21	8/28/2000	112 394 25	185 488 22	(73 093 97)
2 100 00	ELECTRONIC DATA SYS CORP NEW	COM	06/12/21-00/12/21	10/16/2000	109 939 72	144 879 50	(34 939 78)
1 300 00	ELECTRONIC DATA SYS CORP NEW	COM	06/12/21-00/12/21	10/17/2000	80 708 10	89 563 50	(8 855 40)
2 900 00	ELECTRONIC DATA SYS CORP NEW	COM	06/12/21-00/12/21	10/18/2000	135 869 07	131 245 50	4 623 57
2 700 00	ELECTRONIC DATA SYS CORP NEW	COM	06/12/21-00/12/21	10/19/2000	127 805 90	108 908 75	18 897 15
2 600 00	ELECTRONIC DATA SYS CORP NEW	COM	06/12/21-00/12/21	10/20/2000	123 325 06	104 864 50	18 460 56
2 100 00	ELECTRONIC DATA SYS CORP NEW	COM	06/12/21-00/12/21	10/23/2000	98 953 52	84 998 25	13 955 27
10 800 00	EXELON CORP	COM	06/12/21-00/12/21	11/14/2000	836 287 50	619 134 17	217 153 33
8 500 00	EXXON MOBIL CORP	COM	06/12/21-00/12/21	3/27/2000	846 339 69	723 947 50	122 392 19
29 300 00	EXXON MOBIL CORP	COM	06/12/21-00/12/21	11/14/2000	2 633 337 50	2 141 667 36	491 670 14
4 300 00	FPL GROUP INC	COM	06/12/21-00/12/21	10/27/2000	272 288 41	214 548 50	57 739 91
2 200 00	FPL GROUP INC	COM	06/12/21-00/12/21	11/14/2000	144 100 00	109 769 05	34 330 95
4 200 00	FEDERAL NATL MTG ASSN	COM	06/12/21-00/12/21	1/26/2001	238 008 84	246 17 12	(8 162 28)
2 200 00	FEDERAL NATL MTG ASSN	COM	06/12/21-00/12/21	2/17/2000	111 652 0	128 849 92	(17 197 92)
10 900 00	FEDERAL NATL MTG ASSN	COM	06/12/21-00/12/21	3/27/2000	651 587 70	564 205 99	87 381 71
500 00	FEDERAL NATL MTG ASSN	COM	06/12/21-00/12/21	10/27/2000	38 964 54	37 983 15	981 39
15 500 00	FEDERAL NATL MTG ASSN	COM	06/12/21-00/12/21	11/14/2000	1 513 047 50	908 874 85	604 172 65
2 100 00	FEDERATED DEPT STORES INC DEL	COM	06/12/21-00/12/21	7/31/2000	51 208 25	83 808 06	(32 599 81)
500 00	FEDERATED DEPT STORES INC DEL	COM	06/12/21-00/12/21	7/31/2000	12 811 48	19 954 30	(7 142 82)
1 600 00	FEDERATED DEPT STORES INC DEL	COM	06/12/21-00/12/21	8/1/2000	38 463 64	63 853 78	(25 390 12)
1 900 00	FEDERATED DEPT STORES INC DEL	COM	06/12/21-00/12/21	8/2/2000	46 663 77	75 826 34	(29 162 57)
2 200 00	FIFTH THIRD BANCORP	COM STK	06/12/21-00/12/21	1/26/2001	135 620 41	108 625 00	26 995 41
100 00	FIFTH THIRD BANCORP	COM STK	06/12/21-00/12/21	2/17/2000	5 849 80	4 937 50	812 30
3 100 00	FIFTH THIRD BANCORP	COM STK	06/12/21-00/12/21	3/27/2000	189 868 67	152 082 50	37 786 17
7 900 00	FIFTH THIRD BANCORP	COM STK	06/12/21-00/12/21	5/11/2000	506 743 04	390 082 50	116 660 54
35 700 00	FIRST DATA CORP	COM	06/12/21-00/12/21	11/14/2000	1 781 531 25	1 565 201 17	216 330 08
4 800 00	FIRSTAR CORP WIS	COM	06/12/21-00/12/21	3/27/2000	111 838 76	107 745 12	4 093 64
2 600 00	FIRSTAR CORP WIS	COM	06/12/21-00/12/21	4/4/2000	82 062 84	57 170 88	24 891 96
1 400 00	FIRSTAR CORP WIS	COM	06/12/21-00/12/21	4/5/2000	33 430 08	30 818 88	2 611 20
1 700 00	FIRSTAR CORP WIS	COM	06/12/21-00/12/21	4/5/2000	40 756 64	37 380 96	3 375 68
2 200 00	FIRSTAR CORP WIS	COM	06/12/21-00/12/21	4/6/2000	52 039 04	44 731 50	7 307 54
100 00	FIRSTAR CORP WIS	COM	06/12/21-00/12/21	4/7/2000	2 310 42	2 033 25	277 17
600 00	FIRSTAR CORP WIS	COM	06/12/21-00/12/21	4/7/2000	13 958 31	12 199 50	1 758 81
700 00	FIRSTAR CORP WIS	COM	06/12/21-00/12/21	4/7/2000	16 478 20	14 232 75	2 245 45
900 00	FIRSTAR CORP WIS	COM	06/12/21-00/12/21	4/7/2000	21 046 96	18 299 25	2 747 71
900 00	FIRSTAR CORP WIS	COM	06/12/21-00/12/21	4/7/2000	21 083 86	18 299 25	2 784 61
700 00	FIRSTAR CORP WIS	COM	06/12/21-00/12/21	4/7/2000	18 347 95	14 232 75	2 115 20
400 00	FIRSTAR CORP WIS	COM	06/12/21-00/12/21	4/7/2000	9 354 29	8 133 00	1 221 29
600 00	FIRSTAR CORP WIS	COM	06/12/21-00/12/21	4/10/2000	14 177 58	12 199 50	1 978 08
44 500 00	FIRSTAR CORP WIS	COM	06/12/21-00/12/21	11/14/2000	838 937 50	815 768 21	23 169 29
53 800 00	FLEETBOSTON FINL CORP	COM	06/12/21-00/12/21	11/14/2000	2 005 412 50	1 899 293 84	106 118 66
4 000 00	FLORIDA PROGRESS CORP	COM	06/12/21-00/12/21	1/28/2000	173 030 82	158 852 53	14 178 29
300 00	FLORIDA PROGRESS CORP	COM	06/12/21-00/12/21	2/17/2000	12 812 31	11 737 65	1 074 66
5 400 00	FLORIDA PROGRESS CORP	COM	06/12/21-00/12/21	3/27/2000	247 171 35	211 017 54	36 153 81
100 00	FLORIDA PROGRESS CORP	COM	06/12/21-00/12/21	4/17/2000	4 806 56	3 801 71	1 004 85
400 00	FLORIDA PROGRESS CORP	COM	06/12/21-00/12/21	6/1/2000	18 540 58	15 006 84	3 533 74
500 00	FLORIDA PROGRESS CORP	COM	06/12/21-00/12/21	6/1/2000	24 415 73	19 508 55	4 907 18
400 00	FLORIDA PROGRESS CORP	COM	06/12/21-00/12/21	8/2/2000	19 281 35	15 006 84	4 274 51
400 00	FLORIDA PROGRESS CORP	COM	06/12/21-00/12/21	8/5/2000	19 009 48	15 006 84	4 002 64
100 00	FLORIDA PROGRESS CORP	COM	06/12/21-00/12/21	6/8/2000	4 756 16	3 801 71	854 45
500 00	FLORIDA PROGRESS CORP	COM	06/12/21-00/12/21	6/8/2000	24 051 24	19 508 55	4 542 69
700 00	FLORIDA PROGRESS CORP	COM	06/12/21-00/12/21	8/7/2000	33 461 19	27 311 97	6 149 22
800 00	FLORIDA PROGRESS CORP	COM	06/12/21-00/12/21	8/8/2000	42 387 05	35 115 38	7 271 66
1 300 00	FLORIDA PROGRESS CORP	COM	06/12/21-00/12/21	8/9/2000	61 605 88	50 722 23	10 883 65
1 400 00	FLORIDA PROGRESS CORP	COM	06/12/21-00/12/21	8/12/2000	86 439 82	54 584 82	31 855 00
2 700 00	FLORIDA PROGRESS CORP	COM	06/12/21-00/12/21	8/13/2000	127 922 27	104 554 53	23 367 74
400 00	FLORIDA PROGRESS CORP	COM	06/12/21-00/12/21	8/14/2000	18 878 84	15 489 98	3 388 86
1 800 00	FLORIDA PROGRESS CORP	COM	06/12/21-00/12/21	8/15/2000	85 857 21	68 703 07	17 154 14
1 700 00	FLORIDA PROGRESS CORP	COM	06/12/21-00/12/21	8/16/2000	81 598 97	63 872 50	17 726 47
400 00	FLORIDA PROGRESS CORP	COM	06/12/21-00/12/21	8/18/2000	19 083 56	15 419 28	3 664 28
500 00	FLORIDA PROGRESS CORP	COM	06/12/21-00/12/21	8/20/2000	23 709 50	19 774 10	4 935 40
900 00	FLORIDA PROGRESS CORP	COM	06/12/21-00/12/21	8/21/2000	42 800 48	34 883 34	8 917 14
5 000 00	FORD WTR CO DEL	COM	06/12/21-00/12/21	12/1/2000	455 428 81	223 065 29	232 363 52
3 400 00	FORD WTR CO DEL	COM	06/12/21-00/12/21	1/26/2001	241 184 45	112 848 08	128 336 37
1 800 00	FORD WTR CO DEL	COM	06/12/21-00/12/21	2/17/2000	156 533 27	73 653 10	82 880 17
300 00	FORD WTR CO DEL	COM	06/12/21-00/12/21	3/27/2000	13 826 33	38 987 82	(25 161 49)
4 100 00	FORD WTR CO DEL	COM	06/12/21-00/12/21	6/21/2000	13 127 95	8 490 80	4 637 15
18 800 00	FORD WTR CO DEL	COM	06/12/21-00/12/21	6/21/2000	178 036 77	87 714 68	90 322 09
22 400 00	FORD WTR CO DEL	COM PAR USD 01	06/12/21-00/12/21	8/3/2000	672 000 99	338 88	

THE ROCKEFELLER FOUNDATION
EMPLOYEE ID NO 13 165629
GAIN AND LOSSES FOR TAX ON INVESTMENT INCOME
FORM 990 PF 2000 PART IV

Par	Security Name	Security Description	Date Bought	Date Sold	Proceeds	Cost	Realized
5 800 00	GTE CORP	COM	05/12/31-00/12/31	5/1/2000	374 678 78	312 402 50	62 274 28
7 200 00	GAP INC	COM	05/12/31-00/12/31	1/2/2000	331 044 80	258 500 00	82 444 80
5 800 00	GAP INC	COM	05/12/31-00/12/31	1/26/2000	262 086 29	216 340 00	45 746 29
1 200 00	GAP INC	COM	05/12/31-00/12/31	2/17/2000	53 524 21	44 704 82	8 819 29
14 000 00	GAP INC	COM	05/12/31-00/12/31	8/15/2000	378 412 42	521 343 20	(144 930 78)
8 200 00	GAP INC	COM	05/12/31-00/12/31	9/26/2000	171 517 77	273 420 78	(101 902 99)
17 000 00	GAP INC	COM	05/12/31-00/12/31	11/14/2000	435 825 00	506 384 10	(70 559 10)
1 500 00	GENENTECH INC	COM	05/12/31-00/12/31	9/26/2000	268 242 32	247 342 50	18 899 82
200 00	GENERAL DYNAMICS CORP	COM	05/12/31-00/12/31	1/2/2000	9 858 17	13 869 24	(4 011 07)
3 800 00	GENERAL DYNAMICS CORP	COM	05/12/31-00/12/31	1/26/2000	178 223 63	263 515 56	(85 291 93)
7 700 00	GENERAL DYNAMICS CORP	COM	05/12/31-00/12/31	3/27/2000	368 590 55	533 065 74	(165 375 19)
4 100 00	GENERAL DYNAMICS CORP	COM	05/12/31-00/12/31	9/26/2000	256 415 69	261 334 38	(4 918 69)
8 800 00	GENERAL DYNAMICS CORP	COM	05/12/31-00/12/31	11/14/2000	489 800 00	423 619 45	65 180 55
8 200 00	GENERAL ELEC CO	COM	05/12/31-00/12/31	1/26/2000	1 154 123 81	319 933 50	834 190 31
17 800 00	GENERAL ELEC CO	COM	05/12/31-00/12/31	3/27/2000	1 973 327 29	490 738 50	1 482 588 79
18 000 00	GENERAL ELEC CO	COM	05/12/31-00/12/31	11/14/2000	949 500 00	166 753 20	782 746 80
78 000 00	GENERAL ELEC CO	COM	05/12/31-00/12/31	11/14/2000	4 009 000 00	1 497 360 40	2 511 639 60
1 300 00	GENERAL MTRS CORP	COM	05/12/31-00/12/31	5/3/2000	117 708 60	112 089 77	5 618 83
1 300 00	GENERAL MTRS CORP	COM	05/12/31-00/12/31	5/4/2000	113 890 76	112 089 77	1 800 99
100 00	GENERAL MTRS CORP	COM	05/12/31-00/12/31	5/5/2000	8 632 09	8 622 29	9 80
1 100 00	GENERAL MTRS CORP	COM	05/12/31-00/12/31	5/5/2000	95 318 08	94 845 19	473 89
800 00	GENERAL MTRS CORP	COM	05/12/31-00/12/31	5/8/2000	68 509 63	68 978 32	(468 66)
2 300 00	GENZYME CORP	COM	05/12/31-00/12/31	8/12/2000	126 758 66	116 409 35	10 349 31
2 200 00	GENZYME CORP	COM	05/12/31-00/12/31	8/13/2000	121 908 27	110 882 20	11 026 07
8 800 00	GOODRICH B F CO	COM	05/12/31-00/12/31	1/2/2000	248 701 89	309 626 00	(61 124 31)
8 000 00	GOODRICH B F CO	COM	05/12/31-00/12/31	1/26/2000	209 852 99	281 660 00	(71 807 01)
3 600 00	GOODRICH B F CO	COM	05/12/31-00/12/31	2/17/2000	81 600 27	126 747 00	(45 146 73)
3 700 00	GRACE W R - CO DEL NEW	COM	05/12/31-00/12/31	1/26/2000	45 037 48	85 737 14	(20 719 66)
100 00	GRACE W R - CO DEL NEW	COM	05/12/31-00/12/31	3/27/2000	112 610 55	160 187 76	(47 576 71)
100 00	GRACE W R - CO DEL NEW	COM	05/12/31-00/12/31	6/2/2000	1 204 20	1 752 02	(54 82)
13 500 00	GRACE W R - CO DEL NEW	COM	05/12/31-00/12/31	10/27/2000	48 635 52	219 522 59	(172 887 07)
1 700 00	HARTFORD FINANCIAL SVCS GRP	COM	05/12/31-00/12/31	2/17/2000	57 126 59	55 237 05	1 894 54
10 200 00	HARTFORD FINANCIAL SVCS GRP	COM	05/12/31-00/12/31	3/27/2000	430 813 40	293 912 20	136 901 20
12 800 00	HARTFORD FINANCIAL SVCS GRP	COM	05/12/31-00/12/31	11/14/2000	550 512 50	553 795 37	(3 282 87)
32 200 00	HEALTHSOUTH CORP	COM	05/12/31-00/12/31	1/2/2000	207 662 07	659 035 10	(451 352 08)
2 400 00	HEWLETT PACKARD CO	COM	05/12/31-00/12/31	4/17/2000	298 142 06	274 248 00	23 894 06
400 00	HEWLETT PACKARD CO	COM	05/12/31-00/12/31	5/11/2000	51 065 27	45 708 00	5 357 27
1 700 00	HEWLETT PACKARD CO	COM	05/12/31-00/12/31	8/26/2000	187 197 87	136 078 85	51 119 02
14 000 00	HEWLETT PACKARD CO	COM	05/12/31-00/12/31	11/14/2000	518 000 00	503 108 59	14 891 41
2 600 00	HEWLETT PACKARD CO	COM	05/12/31-00/12/31	11/14/2000	98 200 00	92 956 68	5 243 32
9 650 00	HOMÉ DÉPOT INC	COM	05/12/31-00/12/31	1/26/2000	543 489 17	81 005 93	462 483 24
7 700 00	HOMÉ DÉPOT INC	COM	05/12/31-00/12/31	3/27/2000	485 287 86	71 828 03	413 459 83
5 000 00	HOMÉ DÉPOT INC	COM	05/12/31-00/12/31	6/2/2000	144 885 17	27 138 87	117 746 30
3 800 00	HOMÉ DÉPOT INC	COM	05/12/31-00/12/31	8/26/2000	292 227 92	50 654 84	241 573 08
7 000 00	HOMÉ DÉPOT INC	COM	05/12/31-00/12/31	11/14/2000	278 825 00	83 323 55	212 301 45
8 000 00	HOMÉ DÉPOT INC	COM	05/12/31-00/12/31	11/14/2000	315 000 00	77 369 78	242 630 22
437 00	HONEYWELL INTL INC	COM	05/12/31-00/12/31	1/26/2000	20 866 62	28 205 80	(7 339 18)
23 800 00	HONEYWELL INTL INC	COM	05/12/31-00/12/31	3/27/2000	1 134 867 46	1 526 831 85	(391 964 39)
5 300 00	HONEYWELL INTL INC	COM	05/12/31-00/12/31	6/2/2000	189 534 92	330 178 87	(140 643 95)
800 00	HONEYWELL INTL INC	COM	05/12/31-00/12/31	10/18/2000	30 736 76	45 874 81	(15 138 05)
2 100 00	HONEYWELL INTL INC	COM	05/12/31-00/12/31	10/18/2000	73 222 24	90 073 85	(16 851 61)
6 400 00	HONEYWELL INTL INC	COM	05/12/31-00/12/31	11/14/2000	332 000 00	269 949 31	62 050 69
350 00	ILLINOIS TOOL WKS INC	COM	05/12/31-00/12/31	3/27/2000	17 500 96	17 396 44	104 52
100 00	ILLINOIS TOOL WKS INC	COM	05/12/31-00/12/31	3/28/2000	5 800 59	5 708 48	102 11
4 800 00	ILLINOIS TOOL WKS INC	COM	05/12/31-00/12/31	11/14/2000	275 400 00	278 375 04	(2 975 04)
3 300 00	INFINITY BROADCASTING CORP NEW	CL A	05/12/31-00/12/31	11/14/2000	252 112 50	281 847 25	(29 734 75)
3 700 00	INGERSOLL RAND CO	COM	05/12/31-00/12/31	1/2/2000	177 857 50	248 863 90	(69 106 40)
3 800 00	INGERSOLL RAND CO	COM	05/12/31-00/12/31	1/26/2000	181 817 47	251 992 20	(70 174 73)
5 600 00	INGERSOLL RAND CO	COM	05/12/31-00/12/31	3/27/2000	234 181 38	360 612 00	(126 430 62)
3 400 00	INGERSOLL RAND CO	COM	05/12/31-00/12/31	3/28/2000	142 305 64	164 744 21	(22 438 57)
13 900 00	INGERSOLL RAND CO	COM	05/12/31-00/12/31	11/14/2000	520 381 25	603 320 34	(82 938 09)
6 700 00	INTEL CORP	COM	05/12/31-00/12/31	1/26/2000	683 509 03	242 746 88	440 762 15
12 500 00	INTEL CORP	COM	05/12/31-00/12/31	3/27/2000	1 771 477 19	370 655 71	1 400 821 48
1 800 00	INTEL CORP	COM	05/12/31-00/12/31	6/2/2000	248 716 60	31 049 78	217 666 82
58 000 00	INTEL CORP	COM	05/12/31-00/12/31	11/14/2000	2 439 875 00	682 549 04	1 757 325 96
8 300 00	INTERNATIONAL BUSINESS MACHS	COM	05/12/31-00/12/31	1/26/2000	745 311 13	400 044 32	345 266 81
8 500 00	INTERNATIONAL BUSINESS MACHS	COM	05/12/31-00/12/31	3/27/2000	824 459 80	223 808 62	600 651 18
400 00	INTERNATIONAL BUSINESS MACHS	COM	05/12/31-00/12/31	9/26/2000	47 790 40	12 364 50	35 425 90
10 000 00	INTERNATIONAL BUSINESS MACHS	COM	05/12/31-00/12/31	11/14/2000	985 000 00	309 112 50	675 887 50
5 000 00	INTERNATIONAL BUSINESS MACHS	COM	05/12/31-00/12/31	11/14/2000	497 500 00	154 556 25	342 943 75
15 500 00	INTERNATIONAL PAPER CO	COM	05/12/31-00/12/31	6/2/2000	487 263 43	830 327 99	(343 064 56)
4 400 00	INTERPUBLIC GROUP COS INC	COM	05/12/31-00/12/31	6/2/2000	207 042 57	209 488 20	(2 445 63)
18 400 00	INTERPUBLIC GROUP COS INC	COM	05/12/31-00/12/31	11/14/2000	727 950 00	754 248 52	(26 298 52)
1 300 00	INTUIT	COM	05/12/31-00/12/31	3/27/2000	78 778 69	82 468 74	(3 690 05)
800 00	INTUIT	COM	05/12/31-00/12/31	8/15/2000	34 098 86	50 750 00	(16 651 14)
1 600 00	INTUIT	COM	05/12/31-00/12/31	9/26/2000	66 587 11	83 243 75	(16 656 64)
3 000 00	INTUIT	COM	05/12/31-00/12/31	11/14/2000	178 812 50	112 500 00	66 312 50
100 00	JOS UNIPHASE CORP	COM	05/12/31-00/12/31	10/27/2000	8 030 86	13 272 44	(5 241 58)
100 00	JOS UNIPHASE CORP	COM	05/12/31-00/12/31	10/27/2000	8 030 86	13 272 44	(5 241 58)
8 700 00	JOS UNIPHASE CORP	COM	05/12/31-00/12/31	11/14/2000	637 937 50	1 039 968 22	(402 030 72)
800 00	JABIL CIRCUIT INC	COM	05/12/31-00/12/31	2/17/2000	43 111 56	42 180 00	931 56
2 600 00	JABIL CIRCUIT INC	COM	05/12/31-00/12/31	3/27/2000	220 470 82	182 780 00	37 690 82
200 00	JABIL CIRCUIT INC	COM	05/12/31-00/12/31	9/26/2000	11 245 62	7 030 00	4 215 62
2 200 00	JABIL CIRCUIT INC	COM	05/12/31-00/12/31	11/14/2000	108 012 50	77 330 00	30 682 50
23 800 00	JOHNSON - JOHNSON	COM	05/12/31-00/12/31	11/14/2000	2 233 150 00	1 911 234 25	321 915 75
1 600 00	KANSAS CITY SOUTHW INDS INC	COM	05/12/31-00/12/31	1/2/2000	110 084 33	82 416 40	27 667 93
1 700 00	KANSAS CITY SOUTHW INDS INC	COM	05/12/31-00/12/31	1/26/2000	87 245 77	87 245 77	0 000 00
800 00	KANSAS CITY SOUTHW INDS INC	COM	05/12/31-00/12/31	3/27/2000	71 081 63	45 521 36	25 560 27
1 200 00	KANSAS CITY SOUTHW INDS INC	COM	05/12/31-00/12/31	6/2/2000	98 522 71	88 282 04	10 240 67
1 250 00	KANSAS CITY SOUTHW INDS INC	COM NEW	05/12/31-00/12/31	7/17/2000	8 772 70	8 063 87	708 83
5 300 00	KELLOGG CO	COM	05/12/31-00/12/31	3/27/2000	128 003 03	173 629 87	(45 626 84)
2 400 00	KELLOGG CO	COM	05/12/31-00/12/31	3/26/2000	96 847 48	78 318 38	18 529 10
3 400 00	KELLOGG CO	COM	05/12/31-00/12/31	6/2/2000	90 028 99	110 611 44	(20 582 45)
3 800 00	KELLOGG CO	COM	05/12/31-00/12/31	10/27/2000	94 920 83	123 442 23	(28 521 40)
1 300 00	KERR MCGEE CORP	COM	05/12/31-00/12/31	1/26/2000	77 745 85	78 020 02	(274 77)
1 100 00	KERR MCGEE CORP	COM	05/12/31-00/12/31	3/27/2000	59 425 40	65 154 74	(5 729 34)
1 600 00	KERR MCGEE CORP	COM	05/12/31-00/12/31	9/26/2000	102 864 57	94 378 85	8 485 72
4 700 00	KERR MCGEE CORP	COM	05/12/31-00/12/31	11/14/2000	302 562 50	275 580 53	26 981 97
1 200 00	KEYCORP NEW	COM	05/12/31-00/12/31	9/1/2000	28 362 61	23 784 84	4 577 77
2 300 00	KEYCORP NEW	COM	05/12/31-00/12/31	9/1/2000	54 505 42	45 587 61	8 917 81
2 400 00	KEYCORP NEW	COM	05/12/31-00/12/31	9/1/2000	56 950 10	47 369 68	9 580 42
2 300 00	KEYCORP NEW	COM	05/12/31-00/12/31	9/1/2000	54 074 18	45 587 61	8 486 57
3 500 00	KEYCORP NEW	COM	05/12/31-00/12/31	9/1/2000	82 830 13	68 372 45	14 457 68
1 100 00	KEYCORP NEW	COM	05/12/31-00/12/31	9/1/2000	26 067 81	21 802 77	4 265 04
3 300 00	KEYCORP NEW	COM	05/12/31-00/12/31	9/1/2000	78 182 63	65 334 60	12 848 03
7 000 00	KUMBERLY CLARK CORP	COM	05/12/31-00/12/31	11/14/2000	451 500 00	377 027 00	74 473 00
1 700 00	KING PHARMACEUTICALS INC	COM	05/12/31-00/12/31	10/12/2000	24 082 19	18 345 36	5 736 83
3 300 00	KING PHARMACEUTICALS INC	COM	05/12/31-00/12/31				

THE ROCKEFELLER FOUNDATION
EMPLOYEE ID NO 13-165629
GAIN AND LOSSES FOR TAX ON INVESTMENT INCOME
FORM 990 PF 2000 PART IV

P#	Security Name	Security Description	Date Bought	Date Sold	Proceeds	Cost	Realized
2 900 00	LSI LOGIC CORP	COM	06/12/21-00/12/21	1/26/2000	250 854 59	186 836 27	63 818 32
1 800 00	LSI LOGIC CORP	COM	06/12/21-00/12/21	3/27/2000	131 007 56	51 541 04	81 466 52
900 00	LSI LOGIC CORP	COM	06/12/21-00/12/21	4/17/2000	40 105 46	28 991 84	11 113 62
1 900 00	LSI LOGIC CORP	COM	06/12/21-00/12/21	4/24/2000	101 163 45	81 204 98	38 958 47
1 200 00	LSI LOGIC CORP	COM	06/12/21-00/12/21	4/25/2000	70 578 64	38 655 78	31 922 86
2 100 00	LEAR CORP	COM	06/12/21-00/12/21	1/26/2000	81 635 84	114 882 80	(33 247 96)
2 700 00	LEAR CORP	COM	06/12/21-00/12/21	3/27/2000	72 808 40	146 708 80	(74 100 40)
9 600 00	LEAR CORP	COM	06/12/21-00/12/21	11/14/2000	217 200 00	469 852 80	(252 652 80)
1 100 00	LEGGETT PLATT INC	COM	06/12/21-00/12/21	3/27/2000	21 489 78	18 548 75	2 941 01
1 700 00	LEGGETT PLATT INC	COM	06/12/21-00/12/21	5/11/2000	24 650 17	20 235 00	4 415 17
100 00	LEGGETT PLATT INC	COM	06/12/21-00/12/21	9/18/2000	1 501 07	1 086 25	(184 18)
1 100 00	LEGGETT PLATT INC	COM	06/12/21-00/12/21	9/18/2000	10 233 47	18 548 75	(2 315 28)
5 900 00	LEGGETT PLATT INC	COM	06/12/21-00/12/21	9/18/2000	86 137 11	99 488 75	(13 351 64)
1 700 00	LEGGETT PLATT INC	COM	06/12/21-00/12/21	9/20/2000	25 135 01	28 666 25	(3 531 24)
1 200 00	LEGGETT PLATT INC	COM	06/12/21-00/12/21	9/21/2000	17 268 50	20 235 00	(2 966 50)
1 600 00	LEGGETT PLATT INC	COM	06/12/21-00/12/21	9/22/2000	23 261 82	26 633 50	(3 371 68)
1 100 00	LEGGETT PLATT INC	COM	06/12/21-00/12/21	9/25/2000	18 081 57	17 278 25	(1 196 68)
4 400 00	LILLY ELI CO	COM	06/12/21-00/12/21	3/27/2000	265 384 82	413 42 96	(148 043 14)
3 100 00	LILLY ELI CO	COM	06/12/21-00/12/21	8/15/2000	238 017 53	291 278 79	(52 261 26)
1 800 00	LILLY ELI CO	COM	06/12/21-00/12/21	9/5/2000	125 888 00	166 221 54	(40 333 54)
800 00	LILLY ELI CO	COM	06/12/21-00/12/21	9/5/2000	55 800 89	74 360 82	(18 560 23)
300 00	LILLY ELI CO	COM	06/12/21-00/12/21	9/6/2000	20 515 89	27 703 59	(7 187 70)
1 200 00	LILLY ELI CO	COM	06/12/21-00/12/21	9/8/2000	82 058 78	110 814 36	(28 755 58)
700 00	LILLY ELI CO	COM	06/12/21-00/12/21	9/8/2000	48 848 83	64 641 71	(15 792 88)
7 600 00	LILLY ELI CO	COM	06/12/21-00/12/21	11/14/2000	685 425 00	877 640 60	(192 215 60)
12 600 00	LIMITED INC	COM	06/12/21-00/12/21	11/14/2000	335 200 00	249 559 04	85 640 96
1 900 00	LINCARE HLDGS INC	COM	06/12/21-00/12/21	1/5/2000	86 595 44	51 808 44	34 787 00
100 00	LINCOLN NATL CORP IN	COM	06/12/21-00/12/21	4/17/2000	3 087 88	3 105 52	(17 63)
100 00	LINCOLN NATL CORP IN	COM	06/12/21-00/12/21	6/21/2000	3 591 63	3 105 52	486 11
100 00	LINCOLN NATL CORP IN	COM	06/12/21-00/12/21	8/15/2000	4 747 84	3 105 52	1 642 32
18 500 00	LINCOLN NATL CORP IN	COM	06/12/21-00/12/21	11/14/2000	893 781 25	574 521 20	319 260 05
5 000 00	LINEAR TECHNOLOGY CORP	COM	06/12/21-00/12/21	11/14/2000	301 875 00	308 100 00	(6 225 00)
4 500 00	LOWES COS INC	USDD 50	06/12/21-00/12/21	1/21/2000	217 580 74	84 027 70	133 553 04
3 000 00	LOWES COS INC	USDD 50	06/12/21-00/12/21	1/26/2000	178 945 87	72 485 45	106 460 42
3 200 00	LOWES COS INC	USDD 50	06/12/21-00/12/21	2/17/2000	138 524 94	58 301 08	80 223 86
1 200 00	LOWES COS INC	USDD 50	06/12/21-00/12/21	3/7/2000	83 870 74	21 068 28	62 802 46
11 800 00	LOWES COS INC	USDD 50	06/12/21-00/12/21	11/14/2000	493 387 50	338 731 50	154 656 00
15 600 00	LUCENT TECHNOLOGIES INC	COM	06/12/21-00/12/21	1/26/2000	881 422 08	208 700 11	672 721 97
8 200 00	LUCENT TECHNOLOGIES INC	COM	06/12/21-00/12/21	1/31/2000	448 020 75	96 234 47	351 786 28
6 000 00	LUCENT TECHNOLOGIES INC	COM	06/12/21-00/12/21	2/1/2000	322 715 29	68 830 34	253 884 95
7 000 00	LUCENT TECHNOLOGIES INC	COM	06/12/21-00/12/21	2/2/2000	386 154 71	79 699 23	306 455 48
10 700 00	LUCENT TECHNOLOGIES INC	COM	06/12/21-00/12/21	2/3/2000	571 394 11	115 689 72	455 704 39
5 500 00	LUCENT TECHNOLOGIES INC	COM	06/12/21-00/12/21	2/4/2000	318 180 50	58 046 74	259 133 76
20 800 00	LUCENT TECHNOLOGIES INC	COM	06/12/21-00/12/21	11/14/2000	486 200 00	952 042 67	(465 842 67)
2 900 00	MBNA CORP	COM	06/12/21-00/12/21	3/27/2000	84 374 10	72 522 20	11 851 90
400 00	MBNA CORP	COM	06/12/21-00/12/21	6/21/2000	10 641 64	11 047 92	(406 28)
17 200 00	MBNA CORP	COM	06/12/21-00/12/21	6/21/2000	459 744 08	366 448 82	93 295 26
9 600 00	MCI WORLDWIDE INC	COM	06/12/21-00/12/21	1/21/2000	388 986 70	475 617 28	(86 630 58)
18 300 00	MCI WORLDWIDE INC	COM	06/12/21-00/12/21	1/26/2000	783 788 36	662 278 65	121 489 71
3 300 00	MCI WORLDWIDE INC	COM	06/12/21-00/12/21	2/17/2000	157 157 26	101 489 30	55 667 96
9 600 00	MCI WORLDWIDE INC	COM	06/12/21-00/12/21	3/27/2000	411 829 15	295 241 60	116 587 54
1 100 00	MARSH MCLENNAN COS INC	COM	06/12/21-00/12/21	3/27/2000	107 044 03	29 206 83	77 837 20
1 000 00	MARSH MCLENNAN COS INC	COM	06/12/21-00/12/21	4/17/2000	82 976 80	26 551 67	56 425 23
11 700 00	MARSH MCLENNAN COS INC	COM	06/12/21-00/12/21	8/15/2000	1 420 186 38	1 090 721 81	329 464 57
900 00	MARSH MCLENNAN COS INC	COM	06/12/21-00/12/21	11/14/2000	113 118 75	23 896 50	89 222 25
10 100 00	MAXIM INTEGRATED PRODS INC	COM	06/12/21-00/12/21	1/21/2000	513 181 08	438 054 67	75 126 35
1 900 00	MAXIM INTEGRATED PRODS INC	COM	06/12/21-00/12/21	1/26/2000	84 406 33	12 553 07	71 853 26
800 00	MAXIM INTEGRATED PRODS INC	COM	06/12/21-00/12/21	3/27/2000	42 988 56	26 023 05	16 965 51
400 00	MAXIM INTEGRATED PRODS INC	COM	06/12/21-00/12/21	3/28/2000	28 300 87	17 348 70	10 952 17
5 000 00	MAXIM INTEGRATED PRODS INC	COM	06/12/21-00/12/21	11/14/2000	330 312 50	216 245 11	114 067 39
2 200 00	MEDTRONIC INC	COM	06/12/21-00/12/21	5/11/2000	121 158 31	124 066 78	(2 908 48)
3 200 00	MEDTRONIC INC	COM	06/12/21-00/12/21	5/22/2000	180 401 36	175 43 44	4 967 92
3 500 00	MEDTRONIC INC	COM	06/12/21-00/12/21	5/23/2000	186 333 34	191 884 70	(5 551 36)
12 700 00	MELLON FINL CORP	COM	06/12/21-00/12/21	10/27/2000	554 117 75	452 828 83	101 288 92
8 200 00	MELLON FINL CORP	COM	06/12/21-00/12/21	11/14/2000	383 350 00	252 560 00	130 790 00
1 500 00	MERCK CO INC	COM	06/12/21-00/12/21	1/26/2000	107 882 70	38 452 50	69 430 20
7 200 00	MERCK CO INC	COM	06/12/21-00/12/21	3/27/2000	430 841 83	184 572 00	246 269 83
12 000 00	MERCK CO INC	COM	06/12/21-00/12/21	11/14/2000	1 092 750 00	573 719 05	519 030 95
15 300 00	MERCK CO INC	COM	06/12/21-00/12/21	11/14/2000	1 393 256 25	382 974 30	1 010 281 95
2 000 00	MERRILL LYNCH CO INC	COM	06/12/21-00/12/21	5/30/2000	185 253 22	198 905 80	(13 652 58)
100 00	MERRILL LYNCH CO INC	COM	06/12/21-00/12/21	5/31/2000	9 945 28	9 945 28	(325 61)
200 00	MERRILL LYNCH CO INC	COM	06/12/21-00/12/21	5/31/2000	18 357 85	19 890 56	(1 532 71)
4 800 00	MERRILL LYNCH CO INC	COM	06/12/21-00/12/21	10/3/2000	324 951 55	334 770 00	(9 818 45)
3 000 00	MICROSOFT CORP	COM	06/12/21-00/12/21	1/21/2000	312 585 87	254 825 00	57 760 87
13 800 00	MICROSOFT CORP	COM	06/12/21-00/12/21	1/26/2000	1 382 278 36	1 085 325 00	296 953 36
3 300 00	MICROSOFT CORP	COM	06/12/21-00/12/21	2/17/2000	321 739 27	102 815 83	218 923 44
10 800 00	MICROSOFT CORP	COM	06/12/21-00/12/21	3/27/2000	1 141 386 95	335 210 40	806 176 55
5 600 00	MICROSOFT CORP	COM	06/12/21-00/12/21	3/28/2000	561 002 05	138 716 20	422 285 85
1 100 00	MICROSOFT CORP	COM	06/12/21-00/12/21	5/8/2000	27 247 82	50 279 02	(23 031 20)
400 00	MICROSOFT CORP	COM	06/12/21-00/12/21	5/8/2000	27 513 04	8 808 30	18 704 74
2 100 00	MICROSOFT CORP	COM	06/12/21-00/12/21	6/21/2000	172 021 01	52 018 58	120 002 43
3 400 00	MICROSOFT CORP	COM	06/12/21-00/12/21	11/14/2000	233 962 50	81 852 75	152 009 75
38 000 00	MICROSOFT CORP	COM	06/12/21-00/12/21	11/14/2000	2 814 875 00	627 102 10	2 187 772 90
6 300 00	MINNESOTA MNG MFG CO	COM	06/12/21-00/12/21	11/14/2000	598 500 00	573 335 83	25 164 17
9 400 00	MONSANTO CO	COM	06/12/21-00/12/21	1/21/2000	336 743 75	404 233 75	(67 490 00)
9 400 00	MONSANTO CO	COM	06/12/21-00/12/21	1/26/2000	330 641 90	396 647 84	(66 005 94)
3 100 00	MORGAN J P CO INC	COM	06/12/21-00/12/21	6/21/2000	368 050 72	430 815 57	(62 764 85)
4 100 00	MORGAN J P CO INC	COM	06/12/21-00/12/21	11/14/2000	637 806 25	525 765 31	112 040 94
2 500 00	MORGAN STANLEY DEAN WITTER CO	COM NEW	06/12/21-00/12/21	3/15/2000	187 447 81	168 312 50	31 135 31
7 800 00	MORGAN STANLEY DEAN WITTER CO	COM NEW	06/12/21-00/12/21	3/16/2000	602 410 56	518 895 00	83 515 56
5 300 00	MORGAN STANLEY DEAN WITTER CO	COM NEW	06/12/21-00/12/21	3/17/2000	451 871 80	352 562 50	99 089 10
500 00	MORGAN STANLEY DEAN WITTER CO	COM NEW	06/12/21-00/12/21	5/30/2000	32 770 15	33 510 00	(739 85)
2 800 00	MORGAN STANLEY DEAN WITTER CO	COM NEW	06/12/21-00/12/21	5/30/2000	181 138 13	180 242 00	(905 13)
400 00	MORGAN STANLEY DEAN WITTER CO	COM NEW	06/12/21-00/12/21	5/30/2000	28 286 12	26 808 00	(1 478 12)
1 700 00	MORGAN STANLEY DEAN WITTER CO	COM NEW	06/12/21-00/12/21	5/31/2000	117 847 83	111 435 00	6 412 83
1 800 00	MOTOROLA INC	COM	06/12/21-00/12/21	3/27/2000	260 126 04	234 880 00	25 246 04
2 900 00	MOTOROLA INC	COM	06/12/21-00/12/21	8/15/2000	98 781 87	111 967 08	(13 185 21)
1 400 00	MOTOROLA INC	COM	06/12/21-00/12/21	8/16/2000	47 531 21	68 535 83	(21 004 62)
18 200 00	MOTOROLA INC	COM	06/12/21-00/12/21	11/14/2000	436 800 00	687 908 06	(251 108 06)
2 700 00	NETWORK APPLIANCE INC	COM	06/12/21-00/12/21	3/27/2000	270 843 02	229 921 88	40 921 14
500 00	NETWORK APPLIANCE INC	COM	06/12/21-00/12/21	3/28/2000	48 184 78	6 806 84	41 377 94
1 000 00	NETWORK APPLIANCE INC	COM	06/12/21-00/12/21	7/26/2000	103 438 55	87 500 00	15 938 55
1 400 00	NETWORK APPLIANCE INC	COM	06/12/21-00/12/21	7/27/2000	133 811 13	122 500 00	11 311 13
800 00	NETWORK APPLIANCE INC	COM	06/12/21-00/12/21	7/28/2000	78 851 84	78 750 00	1 101 84
8 400 00	NORTEL NETWORKS CORP	COM	06/12/21-00/12/21	11/14/2000	328 175 00	381 965 84	(52 790 84)
18 000 00	NORTEL NETWORKS CORP	COM	06/12/21-00/12/21	11/14/2000	627 000 00	834 085 48	(207 085 48)
1 700 00	NOVELLUS SYS INC	COM	06/12/21-00/12/21	3/27/2000	74 374 48	86 750 00	(12 37

THE ROCKEFELLER FOUNDATION
EMPLOYEE ID NO 13-165629
GAIN AND LOSSES FOR TAX ON INVESTMENT INCOME
FORM 990 PF 2000 PART IV

Part	Security Name	Security Description	Date Bought	Date Sold	Proceeds	Cost	Realized
9 000 00	OMNICOM GROUP	COM	06/12/2001-00/12/2001	11/14/2000	721 125 00	788 953 45	(67 828 45)
3 800 00	ORACLE CORP	COM	06/12/2001-00/12/2001	1/26/2000	202 174 88	216 834 88	(14 660 02)
7 000 00	ORACLE CORP	COM	06/12/2001-00/12/2001	3/27/2000	618 478 35	386 801 89	232 676 46
1 800 00	ORACLE CORP	COM	06/12/2001-00/12/2001	9/15/2000	128 214 44	77 500 40	50 714 04
700 00	ORACLE CORP	COM	06/12/2001-00/12/2001	9/18/2000	54 176 79	33 832 88	20 343 91
800 00	ORACLE CORP	COM	06/12/2001-00/12/2001	9/18/2000	62 650 15	38 780 20	23 869 95
900 00	ORACLE CORP	COM	06/12/2001-00/12/2001	10/30/2000	26 274 18	19 390 10	6 884 08
4 000 00	ORACLE CORP	COM	06/12/2001-00/12/2001	10/31/2000	133 260 35	98 950 50	34 309 85
40 800 00	ORACLE CORP	COM	06/12/2001-00/12/2001	11/14/2000	1 157 700 00	943 007 25	214 692 75
5 400 00	OUTBACK STEAKHOUSE INC	COM	06/12/2001-00/12/2001	1/26/2000	146 276 34	225 675 00	(79 398 66)
2 800 00	OUTBACK STEAKHOUSE INC	COM	06/12/2001-00/12/2001	3/27/2000	80 951 42	98 877 12	(17 925 70)
5 300 00	OUTBACK STEAKHOUSE INC	COM	06/12/2001-00/12/2001	3/28/2000	161 848 65	106 228 30	55 620 35
900 00	OUTBACK STEAKHOUSE INC	COM	06/12/2001-00/12/2001	8/30/2000	21 681 28	33 224 11	(11 542 83)
1 300 00	OUTBACK STEAKHOUSE INC	COM	06/12/2001-00/12/2001	8/31/2000	30 701 20	47 568 31	(16 867 11)
2 200 00	OUTBACK STEAKHOUSE INC	COM	06/12/2001-00/12/2001	8/1/2000	49 274 83	79 153 30	(29 878 47)
700 00	OUTBACK STEAKHOUSE INC	COM	06/12/2001-00/12/2001	9/5/2000	16 290 83	24 543 75	(8 252 92)
13 300 00	PECO ENERGY CO	COM	06/12/2001-00/12/2001	1/26/2000	532 433 10	512 258 88	20 174 22
9 000 00	PECO ENERGY CO	COM	06/12/2001-00/12/2001	2/17/2000	367 412 73	340 211 70	27 201 03
5 900 00	PARKER HANFMAN CORP	COM	06/12/2001-00/12/2001	11/14/2000	219 775 00	199 058 92	20 716 08
7 200 00	PEPSICO INC	COM	06/12/2001-00/12/2001	11/14/2000	344 250 00	247 500 25	96 749 75
17 300 00	PFIZER INC	COM	06/12/2001-00/12/2001	3/27/2000	606 777 24	618 118 74	(11 341 50)
700 00	PFIZER INC	COM	06/12/2001-00/12/2001	8/21/2000	32 578 66	26 135 90	6 442 76
18 200 00	PFIZER INC	COM	06/12/2001-00/12/2001	10/27/2000	804 413 15	556 209 04	248 204 11
72 800 00	PFIZER INC	COM	06/12/2001-00/12/2001	11/14/2000	3 116 750 00	1 900 470 27	1 216 279 73
8 383 00	PHARMACIA CORP	COM	06/12/2001-00/12/2001	4/17/2000	441 673 24	398 877 47	42 795 77
19 400 00	PHARMACIA CORP	COM	06/12/2001-00/12/2001	10/27/2000	1 056 294 75	980 206 38	76 088 37
7 100 00	PHARMACIA CORP	COM	06/12/2001-00/12/2001	11/14/2000	417 125 00	291 788 70	125 336 30
100 00	PHILIP MORRIS COS INC	COM	06/12/2001-00/12/2001	1/21/2000	2 210 47	3 891 54	(1 681 07)
6 100 00	PHILIP MORRIS COS INC	COM	06/12/2001-00/12/2001	1/26/2000	128 575 16	149 724 28	(21 149 12)
100 00	PHILIP MORRIS COS INC	COM	06/12/2001-00/12/2001	2/17/2000	1 972 93	2 380 17	(407 24)
5 400 00	PHILIP MORRIS COS INC	COM	06/12/2001-00/12/2001	3/27/2000	105 525 87	128 520 00	(22 994 13)
100 00	PHILIP MORRIS COS INC	COM	06/12/2001-00/12/2001	4/17/2000	2 054 18	2 380 17	(325 99)
100 00	PHILIP MORRIS COS INC	COM	06/12/2001-00/12/2001	5/11/2000	2 335 42	2 380 17	(44 25)
500 00	PHILIP MORRIS COS INC	COM	06/12/2001-00/12/2001	8/15/2000	16 020 71	11 800 83	4 219 88
21 700 00	PHILIP MORRIS COS INC	COM	06/12/2001-00/12/2001	8/26/2000	611 818 56	429 364 16	182 454 40
6 500 00	PINNACLE WEST CAP CORP	COM	06/12/2001-00/12/2001	11/14/2000	281 937 50	230 884 50	51 053 00
8 700 00	PRAXAIR INC	COM	06/12/2001-00/12/2001	11/14/2000	347 381 25	348 274 50	(893 25)
8 100 00	PROCTER GAMBLE CO	COM	06/12/2001-00/12/2001	6/21/2000	441 026 57	452 266 76	(11 240 19)
100 00	QUAKER OATS CO	COM	06/12/2001-00/12/2001	1/21/2000	8 085 29	5 334 77	2 750 52
2 500 00	QUAKER OATS CO	COM	06/12/2001-00/12/2001	1/26/2000	145 320 15	131 860 14	13 459 01
2 700 00	QUAKER OATS CO	COM	06/12/2001-00/12/2001	3/17/2000	153 287 37	138 104 67	15 182 70
4 200 00	QUAKER OATS CO	COM	06/12/2001-00/12/2001	3/27/2000	714 858 95	210 444 72	504 414 23
2 000 00	QUAKER OATS CO	COM	06/12/2001-00/12/2001	3/28/2000	104 974 09	98 691 44	5 282 65
3 800 00	QUAKER OATS CO	COM	06/12/2001-00/12/2001	11/14/2000	333 212 50	187 981 96	145 230 54
18 500 00	QWEST COMMUNICATIONS INTL INC	COM	06/12/2001-00/12/2001	11/14/2000	780 488 75	909 695 35	(129 206 60)
1 100 00	RF MICRO DEVICES INC	COM	06/12/2001-00/12/2001	1/21/2000	92 593 70	74 731 58	17 862 12
800 00	RF MICRO DEVICES INC	COM	06/12/2001-00/12/2001	1/26/2000	78 284 88	61 144 02	17 140 86
1 000 00	RF MICRO DEVICES INC	COM	06/12/2001-00/12/2001	3/27/2000	155 882 31	67 937 80	87 944 51
300 00	RF MICRO DEVICES INC	COM	06/12/2001-00/12/2001	8/21/2000	31 438 70	23 006 31	8 432 39
2 700 00	RF MICRO DEVICES INC	COM	06/12/2001-00/12/2001	8/26/2000	70 535 14	74 731 58	(4 196 44)
4 200 00	RADIOSHACK CORP	COM	06/12/2001-00/12/2001	9/21/2000	193 503 50	205 665 25	(12 161 75)
3 800 00	RADIOSHACK CORP	COM	06/12/2001-00/12/2001	11/14/2000	194 887 50	233 538 50	(38 651 00)
6 300 00	RELIANT ENERGY INC	COM	06/12/2001-00/12/2001	1/21/2000	143 792 68	172 848 80	(29 056 12)
100 00	REYNOLDS REYNOLDS CO	CL A	06/12/2001-00/12/2001	1/21/2000	2 160 42	2 183 16	(22 74)
15 000 00	REYNOLDS REYNOLDS CO	CL A	06/12/2001-00/12/2001	1/26/2000	351 975 25	318 871 69	33 103 56
200 00	REYNOLDS REYNOLDS CO	CL A	06/12/2001-00/12/2001	2/17/2000	5 470 81	4 147 30	1 323 51
2 200 00	REYNOLDS REYNOLDS CO	CL A	06/12/2001-00/12/2001	3/27/2000	59 541 01	45 558 18	13 982 83
10 200 00	REYNOLDS REYNOLDS CO	CL A	06/12/2001-00/12/2001	11/14/2000	188 082 50	204 972 06	(16 889 56)
1 800 00	RYERSON TULL INC NEW	COM	06/12/2001-00/12/2001	1/26/2000	35 597 87	46 428 23	(10 830 36)
10 500 00	RYERSON TULL INC NEW	COM	06/12/2001-00/12/2001	2/17/2000	174 818 15	245 821 23	(71 003 08)
21 318 00	SBC COMMUNICATIONS INC	COM	06/12/2001-00/12/2001	3/27/2000	908 960 65	922 676 25	86 284 40
16 000 00	SBC COMMUNICATIONS INC	COM	06/12/2001-00/12/2001	11/14/2000	917 000 00	952 487 40	64 512 60
9 400 00	SBC COMMUNICATIONS INC	COM	06/12/2001-00/12/2001	11/14/2000	538 731 50	408 824 56	129 906 94
2 500 00	SCI SYS INC	COM	06/12/2001-00/12/2001	3/27/2000	126 574 52	97 245 62	29 328 90
1 400 00	SCI SYS INC	COM	06/12/2001-00/12/2001	8/15/2000	77 756 00	51 657 55	26 098 45
2 800 00	SCI SYS INC	COM	06/12/2001-00/12/2001	9/26/2000	106 515 44	103 315 10	3 200 34
4 800 00	SCI SYS INC	COM	06/12/2001-00/12/2001	11/14/2000	183 600 00	189 035 13	(5 435 13)
12 800 00	ST PAUL COS INC	COM	06/12/2001-00/12/2001	11/14/2000	665 437 50	622 321 56	43 115 94
8 000 00	SARA LEE CORP	COM	06/12/2001-00/12/2001	5/11/2000	139 922 52	137 878 08	2 044 44
12 800 00	SARA LEE CORP	COM	06/12/2001-00/12/2001	6/21/2000	228 524 88	208 317 50	20 207 38
1 700 00	SCHERING PLOUGH CORP	COM	06/12/2001-00/12/2001	1/21/2000	71 257 37	87 277 98	(16 020 61)
13 300 00	SCHERING PLOUGH CORP	COM	06/12/2001-00/12/2001	1/26/2000	538 464 45	652 590 04	(114 125 59)
700 00	SCHERING PLOUGH CORP	COM	06/12/2001-00/12/2001	4/17/2000	28 247 55	31 860 11	(3 612 56)
8 700 00	SCHERING PLOUGH CORP	COM	06/12/2001-00/12/2001	8/26/2000	348 594 29	336 426 50	12 167 79
7 400 00	SCHERING PLOUGH CORP	COM	06/12/2001-00/12/2001	10/27/2000	382 804 77	132 424 85	250 379 92
10 000 00	SCHERING PLOUGH CORP	COM	06/12/2001-00/12/2001	11/14/2000	520 000 00	178 952 50	341 047 50
3 500 00	SCHERING PLOUGH CORP	COM	06/12/2001-00/12/2001	11/14/2000	182 000 00	67 633 38	114 366 62
5 100 00	SCHWAB CHARLES CORP	NEW COM STK	06/12/2001-00/12/2001	8/7/2000	164 666 36	135 632 12	29 034 24
1 700 00	SCHWAB CHARLES CORP	NEW COM STK	06/12/2001-00/12/2001	8/8/2000	52 885 91	45 210 71	7 675 20
300 00	SCHWAB CHARLES CORP	NEW COM STK	06/12/2001-00/12/2001	8/8/2000	9 340 57	7 878 36	1 462 21
1 300 00	SCHWAB CHARLES CORP	NEW COM STK	06/12/2001-00/12/2001	8/8/2000	38 886 64	34 572 88	4 313 76
2 100 00	SCHWAB CHARLES CORP	NEW COM STK	06/12/2001-00/12/2001	9/12/2000	61 170 11	55 848 52	5 321 59
1 800 00	SCHWAB CHARLES CORP	NEW COM STK	06/12/2001-00/12/2001	9/13/2000	53 063 48	47 870 16	5 193 32
8 900 00	SEARS ROEBUCK CO	COM	06/12/2001-00/12/2001	11/14/2000	210 174 00	273 623 64	(63 449 64)
200 00	SEMPRA ENERGY	COM	06/12/2001-00/12/2001	1/21/2000	3 445 88	4 079 00	(633 12)
5 400 00	SEMPRA ENERGY	COM	06/12/2001-00/12/2001	1/26/2000	99 272 44	110 112 98	(10 840 54)
300 00	SEMPRA ENERGY	COM	06/12/2001-00/12/2001	2/17/2000	5 675 06	6 113 88	(438 82)
26 500 00	SEMPRA ENERGY	COM	06/12/2001-00/12/2001	3/27/2000	460 371 75	540 058 40	(78 686 65)
2 800 00	SIEBEL SYS INC	COM	06/12/2001-00/12/2001	11/14/2000	263 550 00	224 203 00	39 347 00
2 100 00	SMURFIT STONE CONTAINER CORP	COM	06/12/2001-00/12/2001	1/21/2000	41 956 60	46 200 00	(4 243 40)
3 000 00	SMURFIT STONE CONTAINER CORP	COM	06/12/2001-00/12/2001	1/26/2000	58 729 34	66 000 00	(7 270 66)
6 500 00	SMURFIT STONE CONTAINER CORP	COM	06/12/2001-00/12/2001	2/17/2000	116 998 10	143 000 00	(26 001 90)
2 300 00	SMURFIT STONE CONTAINER CORP	COM	06/12/2001-00/12/2001	3/27/2000	35 782 55	50 600 00	(14 817 45)
2 100 00	SMURFIT STONE CONTAINER CORP	COM	06/12/2001-00/12/2001	6/21/2000	26 831 84	43 557 18	(16 725 34)
1 800 00	SMURFIT STONE CONTAINER CORP	COM	06/12/2001-00/12/2001	6/22/2000	20 487 79	21 104 98	(617 19)
300 00	SMURFIT STONE CONTAINER CORP	COM	06/12/2001-00/12/2001	6/23/2000	3 772 01	3 957 18	(185 17)
1 300 00	SMURFIT STONE CONTAINER CORP	COM	06/12/2001-00/12/2001	6/23/2000	18 295 86	18 815 24	(519 38)
100 00	SMURFIT STONE CONTAINER CORP	COM	06/12/2001-00/12/2001	6/23/2000	1 257 33	1 318 06	(60 73)
700 00	SMURFIT STONE CONTAINER CORP	COM	06/12/2001-00/12/2001	6/28/2000	8 808 13	9 085 44	(277 31)
8 400 00	SOLETRON CORP	COM	06/12/2001-00/12/2001	3/27/2000	364 987 82	331 882 00	33 105 82
100 00	SOLETRON CORP	COM	06/12/2001-00/12/2001	8/2/2000	4 038 49	4 058 84	(20 35)
1 800 00	SOLETRON CORP	COM	06/12/2001-00/12/2001	8/2/2000	71 418 93	71 811 00	(392 07)
200 00	SOLETRON CORP	COM	06/12/2001-00/12/2001	8/5/2000	7 645 74	7 698 75	(53 01)
2 200 00	SOLETRON CORP	COM	06/12/2001-00/12/2001	8/5/2000	84 251 46	88 888 25	(4 636 79)

THE ROCKEFELLER FOUNDATION
EMPLOYEE ID NO 13-165629
GAIN AND LOSSES FOR TAX ON INVESTMENT INCOME
FORM 990 PF 2000 PART IV

Pa	Security Name	Security Description	Date Bought	Date Sold	Proceeds	Cost	Realized
9 700 00	SPRINT CORP	PCS COM SER 1	06/12/01-00/12/01	5/21/2000	615 341 89	535 501 25	80 780 44
4 200 00	SPRINT CORP	PCS COM SER 1	06/12/01-00/12/01	9/26/2000	127 486 74	231 692 50	(104 405 76)
5 900 00	SPRINT CORP	PCS COM SER 1	06/12/01-00/12/01	11/14/2000	152 062 50	302 385 25	(149 722 75)
1 000 00	STLWELL FINANCIAL INC	COM	06/12/01-00/12/01	10/27/2000	41 103 62	45 823 40	(4 819 78)
14 800 00	STLWELL FINANCIAL INC	COM	06/12/01-00/12/01	11/14/2000	660 000 00	556 407 34	109 592 66
1 200 00	SUN MICROSYSTEMS INC	COM	06/12/01-00/12/01	9/26/2000	142 045 28	125 269 08	18 776 18
14 000 00	SUN MICROSYSTEMS INC	COM	06/12/01-00/12/01	11/14/2000	1 316 000 00	1 458 718 55	(142 718 55)
1 000 00	SUNTRUST BKS INC	COM	06/12/01-00/12/01	10/17/2000	44 470 01	60 106 50	(15 707 49)
2 500 00	SUNTRUST BKS INC	COM	06/12/01-00/12/01	10/18/2000	108 567 87	149 718 38	(41 151 51)
2 000 00	SUNTRUST BKS INC	COM	06/12/01-00/12/01	10/19/2000	89 649 60	117 685 94	(28 236 34)
500 00	SUNTRUST BKS INC	COM	06/12/01-00/12/01	10/20/2000	22 236 20	29 448 25	(7 212 05)
3 400 00	TJX COS INC NEW	COM	06/12/01-00/12/01	1/28/2000	58 808 51	80 924 42	(22 115 91)
400 00	TJX COS INC NEW	COM	06/12/01-00/12/01	2/17/2000	6 318 78	9 520 52	(3 203 74)
9 100 00	TJX COS INC NEW	COM	06/12/01-00/12/01	3/27/2000	189 605 81	171 528 85	18 077 16
2 800 00	TJX COS INC NEW	COM	06/12/01-00/12/01	4/17/2000	51 783 71	29 337 75	27 446 02
100 00	TJX COS INC NEW	COM	06/12/01-00/12/01	10/27/2000	2 520 16	2 220 75	308 41
27 700 00	TJX COS INC NEW	COM	06/12/01-00/12/01	11/14/2000	873 456 25	378 971 60	294 487 65
1 400 00	TANDY CORP	COM	06/12/01-00/12/01	3/27/2000	89 421 16	72 740 50	(16 680 66)
5 900 00	TARGET CORP	COM	06/12/01-00/12/01	3/27/2000	399 416 67	368 020 17	31 396 50
15 000 00	TARGET CORP	COM	06/12/01-00/12/01	11/14/2000	422 812 50	384 190 98	38 621 52
20 100 00	TARGET CORP	COM	06/12/01-00/12/01	11/14/2000	586 568 75	311 508 38	255 060 37
9 700 00	TELLABS INC	COM	06/12/01-00/12/01	1/21/2000	674 127 52	470 921 01	203 206 51
1 800 00	TELLABS INC	COM	06/12/01-00/12/01	2/17/2000	82 298 92	60 781 84	21 517 08
3 200 00	TELLABS INC	COM	06/12/01-00/12/01	3/27/2000	208 784 72	120 185 49	88 599 23
2 200 00	TELLABS INC	COM	06/12/01-00/12/01	4/17/2000	83 258 38	82 038 77	1 219 61
1 400 00	TELLABS INC	COM	06/12/01-00/12/01	5/11/2000	99 865 42	70 851 86	29 013 56
1 200 00	TELLABS INC	COM	06/12/01-00/12/01	5/18/2000	85 847 85	52 206 49	33 641 16
1 200 00	TELLABS INC	COM	06/12/01-00/12/01	5/18/2000	71 720 78	44 748 42	26 972 34
1 200 00	TERADYNE INC	COM	06/12/01-00/12/01	3/27/2000	110 230 48	88 224 00	22 006 48
400 00	TERADYNE INC	COM	06/12/01-00/12/01	4/17/2000	30 390 98	29 408 00	982 98
500 00	TERADYNE INC	COM	06/12/01-00/12/01	6/21/2000	40 268 90	38 760 00	1 508 90
2 400 00	TERADYNE INC	COM	06/12/01-00/12/01	10/27/2000	86 799 85	176 448 00	(109 648 15)
8 800 00	TEXAS INSTRS INC	COM	06/12/01-00/12/01	1/21/2000	785 138 37	685 962 38	99 175 99
5 400 00	TEXAS INSTRS INC	COM	06/12/01-00/12/01	1/28/2000	803 405 58	528 773 94	274 631 64
3 100 00	TEXAS INSTRS INC	COM	06/12/01-00/12/01	3/27/2000	556 181 28	303 555 41	252 625 87
300 00	TEXAS INSTRS INC	COM	06/12/01-00/12/01	4/17/2000	41 392 62	29 378 33	12 014 29
2 200 00	TEXAS INSTRS INC	COM	06/12/01-00/12/01	6/21/2000	187 224 75	107 713 21	79 511 54
14 200 00	TEXAS INSTRS INC	COM	06/12/01-00/12/01	11/14/2000	846 100 00	582 878 40	(165 221 60)
8 900 00	TEXTRON INC	COM	06/12/01-00/12/01	11/14/2000	478 375 00	290 544 24	187 830 76
7 300 00	TIME WARNER INC	COM	06/12/01-00/12/01	1/21/2000	960 025 74	524 140 00	435 885 74
6 000 00	TIME WARNER INC	COM	06/12/01-00/12/01	1/26/2000	509 153 27	428 442 92	80 710 35
2 000 00	TIME WARNER INC	COM	06/12/01-00/12/01	2/29/2000	172 741 83	135 836 40	36 905 43
1 400 00	TIME WARNER INC	COM	06/12/01-00/12/01	3/12/2000	116 947 45	95 085 48	21 861 97
1 800 00	TIME WARNER INC	COM	06/12/01-00/12/01	3/22/2000	149 734 84	122 170 02	27 564 82
300 00	TIME WARNER INC	COM	06/12/01-00/12/01	3/30/2000	25 058 58	19 890 00	5 168 58
2 000 00	TIME WARNER INC	COM	06/12/01-00/12/01	3/27/2000	206 453 05	126 600 00	81 853 05
600 00	TIME WARNER INC	COM	06/12/01-00/12/01	5/11/2000	47 968 40	37 980 00	9 988 40
1 300 00	TIME WARNER INC	COM	06/12/01-00/12/01	11/14/2000	97 855 00	82 290 00	15 565 00
15 000 00	TIME WARNER INC	COM	06/12/01-00/12/01	11/14/2000	753 500 00	633 900 00	120 500 00
8 900 00	TORCHMARK INC	COM	06/12/01-00/12/01	11/14/2000	304 825 00	253 117 25	51 707 75
10 400 00	TRAVELERS PPTY CAS CORP	CL A	06/12/01-00/12/01	1/21/2000	383 617 19	425 591 47	(41 974 28)
2 000 00	TRAVELERS PPTY CAS CORP	CL A	06/12/01-00/12/01	1/26/2000	73 137 58	80 334 60	(7 197 02)
8 000 00	TRAVELERS PPTY CAS CORP	CL A	06/12/01-00/12/01	3/23/2000	327 869 88	321 786 00	6 083 88
1 900 00	TRAVELERS PPTY CAS CORP	CL A	06/12/01-00/12/01	3/24/2000	77 821 14	76 292 98	1 528 16
700 00	TYCO INTL LTD NEW	COM	06/12/01-00/12/01	1/21/2000	27 153 84	21 626 85	5 526 99
5 500 00	TYCO INTL LTD NEW	COM	06/12/01-00/12/01	1/26/2000	367 434 44	293 127 57	74 306 87
20 100 00	TYCO INTL LTD NEW	COM	06/12/01-00/12/01	3/27/2000	1 022 961 39	551 415 47	471 545 92
18 100 00	TYCO INTL LTD NEW	COM	06/12/01-00/12/01	11/14/2000	1 013 493 75	508 430 54	505 063 21
1 000 00	UAL CORP	COM PAR 0 01	06/12/01-00/12/01	1/26/2000	57 943 06	83 827 10	(25 884 04)
3 500 00	UAL CORP	COM PAR 0 01	06/12/01-00/12/01	2/17/2000	188 086 21	222 351 49	(33 665 28)
1 400 00	UAL CORP	COM PAR 0 01	06/12/01-00/12/01	3/27/2000	78 353 56	88 095 52	(9 741 96)
400 00	UAL CORP	COM PAR 0 01	06/12/01-00/12/01	3/28/2000	64 671 98	68 531 43	(3 859 45)
700 00	UAL CORP	COM PAR 0 01	06/12/01-00/12/01	8/15/2000	19 904 81	24 920 52	(5 015 71)
100 00	UAL CORP	COM PAR 0 01	06/12/01-00/12/01	8/16/2000	34 529 91	43 610 91	(9 080 00)
800 00	UAL CORP	COM PAR 0 01	06/12/01-00/12/01	8/17/2000	4 823 02	6 230 13	(1 407 11)
3 800 00	USA MARATHON GROUP	COM NEW	06/12/01-00/12/01	8/17/2000	38 546 55	49 841 04	(11 294 49)
12 500 00	USA MARATHON GROUP	COM NEW	06/12/01-00/12/01	1/26/2000	89 845 28	100 882 08	(11 036 80)
11 800 00	USA MARATHON GROUP	COM NEW	06/12/01-00/12/01	3/27/2000	280 188 13	345 490 15	(65 292 02)
900 00	UST INC	COM USD0 50	06/12/01-00/12/01	11/14/2000	316 825 00	317 041 39	(216 39)
12 100 00	UST INC	COM USD0 50	06/12/01-00/12/01	1/28/2000	21 928 48	28 057 50	(6 129 02)
7 300 00	UNION PAC CORP	COM	06/12/01-00/12/01	9/26/2000	243 499 52	377 217 50	(133 717 98)
3 900 00	UNION PAC CORP	COM	06/12/01-00/12/01	1/21/2000	316 380 93	324 084 63	(7 703 70)
2 700 00	UNION PAC CORP	COM	06/12/01-00/12/01	1/26/2000	157 633 91	170 781 20	(13 147 29)
5 200 00	UNION PAC CORP	COM	06/12/01-00/12/01	3/27/2000	84 585 85	86 338 22	(1 752 37)
13 600 00	UNITED TECHNOLOGIES CORP	COM	06/12/01-00/12/01	11/14/2000	255 125 00	227 708 52	27 416 48
5 400 00	UNITED TECHNOLOGIES CORP	COM	06/12/01-00/12/01	1/21/2000	796 268 82	756 981 29	442 278 53
200 00	UNITED TECHNOLOGIES CORP	COM	06/12/01-00/12/01	1/26/2000	308 452 73	139 578 55	168 874 18
9 300 00	UNITED TECHNOLOGIES CORP	COM	06/12/01-00/12/01	2/17/2000	10 485 85	5 141 85	5 344 00
5 500 00	UNITED TECHNOLOGIES CORP	COM	06/12/01-00/12/01	3/27/2000	537 847 81	238 100 68	299 747 13
12 500 00	UNITED TECHNOLOGIES CORP	COM	06/12/01-00/12/01	3/28/2000	317 785 34	140 587 42	177 207 92
2 200 00	UNITED TECHNOLOGIES CORP	COM	06/12/01-00/12/01	11/14/2000	841 408 25	402 880 82	438 527 43
100 00	VERITAS SOFTWARE CORP	COM	06/12/01-00/12/01	3/27/2000	372 200 09	248 600 00	123 600 09
5 800 00	VERITAS SOFTWARE CORP	COM	06/12/01-00/12/01	10/27/2000	14 131 90	13 495 75	636 15
9 800 00	VERIZON COMMUNICATIONS	COM	06/12/01-00/12/01	11/14/2000	546 350 00	293 387 50	252 962 50
4 778 00	VIACOM INC	CL B	06/12/01-00/12/01	5/11/2000	248 420 00	270 649 81	(22 229 81)
0 50	VIACOM INC	CL B	06/12/01-00/12/01	5/16/2000	20 78	28 32	(7 54)
4 700 00	VIACOM INC	CL B	06/12/01-00/12/01	8/21/2000	313 814 28	199 800 09	114 014 19
20 500 00	VIACOM INC	CL B	06/12/01-00/12/01	11/14/2000	1 077 531 25	789 719 26	307 811 99
0 67	VISTEON CORP	COM	06/12/01-00/12/01	7/20/2000	9 88	4 35	5 53
0 00	VISTEON CORP	COM	06/12/01-00/12/01	8/2/2000	0 00	0 01	(0 01)
2 199 00	VISTEON CORP	COM	06/12/01-00/12/01	8/15/2000	33 352 21	13 792 48	19 559 73
400 00	WAL MART STORES INC	COM	06/12/01-00/12/01	1/26/2000	24 374 70	25 095 00	(720 30)
11 800 00	WAL MART STORES INC	COM	06/12/01-00/12/01	3/27/2000	633 773 85	695 755 00	(61 981 15)
3 500 00	WAL MART STORES INC	COM	06/12/01-00/12/01	4/17/2000	181 823 93	149 581 25	32 242 68
100 00	WAL MART STORES INC	COM	06/12/01-00/12/01	5/11/2000	5 541 56	4 273 75	1 267 81
4 600 00	WAL MART STORES INC	COM	06/12/01-00/12/01	5/11/2000	254 488 50	196 582 50	57 906 00
500 00	WAL MART STORES INC	COM	06/12/01-00/12/01	8/15/2000	25 864 13	21 368 75	4 495 38
5 200 00	WAL MART STORES INC	COM	06/12/01-00/12/01	8/15/2000	268 618 35	194 974 45	73 643 90
10 800 00	WAL MART STORES INC	COM	06/12/01-00/12/01	11/14/2000	505 575 00	120 835 80	384 739 20
21 800 00	WARNER LAMBERT CO	COM	06/12/01-00/12/01	11/14/2000	842 625 00	323 276 81	519 348 19
400 00	WATERS CORP	COM	06/12/01-00/12/01	9/20/2000	1 528 073 89	1 528 073 89	0 00
1 200 00	WATERS CORP	COM	06/12/01-00/12/01	8/27/2000	30 478 47	36 831 24	(6 352 77)
3 500 00	WATERS CORP	COM	06/12/01-00/12/01	9/28/2000	150 548 01	110 532 28	40 015 73
200 00	WATERS CORP	COM	06/12/01-00/12/01	10/27/2000	215 899 04	280 818 07	(65 019 03)
4 900 00	WATERS CORP	COM	06/12/01-00/12/01	10/27/2000	12 651 83	16 344 83	(3 693 00)
9 700 00	WEBB DEL CORP	COM	06/12/01-00/12/01	11/14/2000	320 031 25	225 403 18	94 628 07
2 700 00	WELLS FARGO CO NEW	COM	06/12/01-00/12/01	1/21/2000	201 783 32		

THE ROCKEFELLER FOUNDATION
EMPLOYEE ID NO 13 165629
GAIN AND LOSSES FOR TAX ON INVESTMENT INCOME
FORM 990 PF 2000 PART IV

Par	Security Name	Security Description	Date Bought	Date Sold	Proceeds	Cost	Realized
5 400 00	WELLS FARGO - CO NEW	COM	8/12/2001-09/12/2001	3/28/2000	217 890 78	178 518 00	41 372 78
1 800 00	WELLS FARGO - CO NEW	COM	8/12/2001-09/12/2001	4/17/2000	81 963 93	52 800 00	29 365 93
8 600 00	WELLS FARGO - CO NEW	COM	8/12/2001-09/12/2001	5/2/2000	274 278 94	134 475 00	139 801 94
4 800 00	WELLS FARGO - CO NEW	COM	8/12/2001-09/12/2001	5/3/2000	198 887 12	87 800 00	101 087 12
12 500 00	WELLS FARGO - CO NEW	COM	8/12/2001-09/12/2001	11/14/2000	562 812 50	547 500 00	35 312 50
2 000 00	WILLAMETTE INDS INC	COM	8/12/2001-09/12/2001	1/28/2000	83 387 21	83 388 44	0 77
3 300 00	WILLAMETTE INDS INC	COM	8/12/2001-09/12/2001	3/27/2000	135 252 25	131 888 14	3 564 11
200 00	WILLAMETTE INDS INC	COM	8/12/2001-09/12/2001	8/12/2000	5 885 80	7 943 98	(2 048 18)
300 00	WILLAMETTE INDS INC	COM	8/12/2001-09/12/2001	8/12/2000	8 088 85	11 815 94	(3 015 99)
200 00	WILLAMETTE INDS INC	COM	8/12/2001-09/12/2001	8/12/2000	8 834 34	11 815 94	(3 081 60)
300 00	WILLAMETTE INDS INC	COM	8/12/2001-09/12/2001	8/12/2000	5 883 30	7 943 98	(2 060 68)
300 00	WILLAMETTE INDS INC	COM	8/12/2001-09/12/2001	8/12/2000	8 771 58	11 815 94	(3 144 36)
1 000 00	WILLAMETTE INDS INC	COM	8/12/2001-09/12/2001	8/14/2000	8 480 38	11 815 94	(3 435 56)
800 00	WILLAMETTE INDS INC	COM	8/12/2001-09/12/2001	8/15/2000	27 668 47	39 719 80	(12 051 33)
1 000 00	WILLAMETTE INDS INC	COM	8/12/2001-09/12/2001	8/18/2000	16 895 22	23 831 88	(7 136 66)
1 000 00	WILLAMETTE INDS INC	COM	8/12/2001-09/12/2001	8/18/2000	27 298 58	39 719 80	(12 421 22)
500 00	WILLAMETTE INDS INC	COM	8/12/2001-09/12/2001	8/20/2000	27 034 39	39 719 80	(12 685 41)
400 00	WILLAMETTE INDS INC	COM	8/12/2001-09/12/2001	8/21/2000	13 544 49	19 859 90	(6 315 41)
400 00	WILLAMETTE INDS INC	COM	8/12/2001-09/12/2001	8/22/2000	10 841 39	15 803 86	(4 962 57)
400 00	WILLAMETTE INDS INC	COM	8/12/2001-09/12/2001	8/25/2000	10 393 61	15 720 00	(5 326 39)
400 00	WILLAMETTE INDS INC	COM	8/12/2001-09/12/2001	8/28/2000	10 340 97	15 720 00	(5 379 03)
13 800 00	WORLDCOM INC	COM	8/12/2001-09/12/2001	11/2/2000	247 546 57	427 280 00	(179 733 43)
12 400 00	WORLDCOM INC	COM	8/12/2001-09/12/2001	11/3/2000	223 744 34	378 358 74	(154 614 40)
3 400 00	WORLDCOM INC	COM	8/12/2001-09/12/2001	11/6/2000	82 513 71	103 426 19	(20 912 48)
4 700 00	XILINX INC	COM	8/12/2001-09/12/2001	12/1/2000	223 001 92	203 573 23	19 428 69
4 200 00	XILINX INC	COM	8/12/2001-09/12/2001	2/17/2000	281 380 82	175 200 27	106 180 55
4 200 00	XILINX INC	COM	8/12/2001-09/12/2001	3/27/2000	357 155 67	174 577 63	182 578 04
1 000 00	XILINX INC	COM	8/12/2001-09/12/2001	6/21/2000	95 495 51	41 554 70	53 940 81
5 600 00	XILINX INC	COM	8/12/2001-09/12/2001	11/14/2000	375 900 00	286 686 45	89 213 55
200 00	YAHOO INC	COM	8/12/2001-09/12/2001	1/26/2000	66 722 77	71 000 00	(4 277 23)
200 00	YAHOO INC	COM	8/12/2001-09/12/2001	2/17/2000	32 573 91	35 500 00	(2 926 09)
2 100 00	YAHOO INC	COM	8/12/2001-09/12/2001	3/27/2000	421 954 68	358 237 44	63 717 24
200 00	YAHOO INC	COM	8/12/2001-09/12/2001	5/11/2000	24 524 18	33 556 17	(8 031 99)
500 00	YAHOO INC	COM	8/12/2001-09/12/2001	8/26/2000	50 717 05	83 880 43	(33 163 38)
5 100 00	YAHOO INC	COM	8/12/2001-09/12/2001	11/14/2000	303 131 75	632 300 74	(329 168 99)
6 700 00	TOMMY HILFINGER CORP	COM	8/12/2001-09/12/2001	1/21/2000	94 718 08	186 203 89	(91 485 81)
5 600 00	TOMMY HILFINGER CORP	COM	8/12/2001-09/12/2001	1/28/2000	74 560 84	138 918 88	(64 355 74)
2 400 00	TOMMY HILFINGER CORP	COM	8/12/2001-09/12/2001	2/3/2000	35 800 80	59 535 72	(23 734 92)
11 400 00	TOMMY HILFINGER CORP	COM	8/12/2001-09/12/2001	2/3/2000	169 036 96	269 172 27	(100 135 31)
3 600 00	TOMMY HILFINGER CORP	COM	8/12/2001-09/12/2001	2/4/2000	51 244 64	83 173 50	(31 928 86)
600 00	TOMMY HILFINGER CORP	COM	8/12/2001-09/12/2001	2/4/2000	8 729 58	13 862 25	(5 132 67)
5 100 00	TOMMY HILFINGER CORP	COM	8/12/2001-09/12/2001	2/7/2000	68 280 59	111 829 12	(43 548 53)
6 700 00	TOMMY HILFINGER CORP	COM	8/12/2001-09/12/2001	2/8/2000	88 388 13	154 795 13	(66 40 00)
1 600 00	TOMMY HILFINGER CORP	COM	8/12/2001-09/12/2001	3/9/2000	36 966 00	116 126 22	(79 160 22)
1 000 00	TOMMY HILFINGER CORP	COM	8/12/2001-09/12/2001	2/10/2000	12 398 78	23 103 75	(10 704 97)
1 000 00	XL CAPITAL LTD	SHS A	8/12/2001-09/12/2001	1/26/2000	47 218 42	53 862 50	(6 644 08)
1 600 00	XL CAPITAL LTD	SHS A	8/12/2001-09/12/2001	3/27/2000	77 399 33	80 180 00	(2 780 67)
2 200 00	XL CAPITAL LTD	SHS A	8/12/2001-09/12/2001	8/26/2000	168 525 38	118 347 50	50 177 88
3 500 00	XL CAPITAL LTD	SHS A	8/12/2001-09/12/2001	10/27/2000	269 087 27	175 637 25	93 450 02
200 00	ABGENIX INC	COM	8/12/2001-09/12/2001	7/27/2000	16 308 47	14 157 75	2 150 72
1 600 00	ABGENIX INC	COM	8/12/2001-09/12/2001	8/7/2000	92 171 96	72 129 44	20 042 52
200 00	ABGENIX INC	COM	8/12/2001-09/12/2001	8/8/2000	11 730 02	8 988 02	2 742 00
800 00	ABGENIX INC	COM	8/12/2001-09/12/2001	8/10/2000	52 149 21	40 448 11	11 703 10
1 900 00	ABGENIX INC	COM	8/12/2001-09/12/2001	8/11/2000	108 358 27	65 386 24	42 972 03
500 00	ABGENIX INC	COM	8/12/2001-09/12/2001	8/14/2000	28 981 53	22 470 00	6 511 53
1 100 00	ABGENIX INC	COM	8/12/2001-09/12/2001	8/17/2000	84 183 41	49 434 14	34 749 27
800 00	ABGENIX INC	COM	8/12/2001-09/12/2001	8/22/2000	48 803 85	33 853 82	14 950 03
900 00	ABGENIX INC	COM	8/12/2001-09/12/2001	8/23/2000	53 121 49	33 031 12	20 090 37
1 000 00	ABGENIX INC	COM	8/12/2001-09/12/2001	8/24/2000	60 244 66	32 819 88	27 424 78
5 300 00	ABOUT COM INC	COM	8/12/2001-09/12/2001	10/30/2000	130 173 73	443 115 57	(312 941 84)
500 00	ABOUT COM INC	COM	8/12/2001-09/12/2001	10/30/2000	12 003 00	27 752 94	(15 749 94)
700 00	ABOUT COM INC	COM	8/12/2001-09/12/2001	10/31/2000	18 799 44	33 321 42	(14 521 98)
300 00	ABOUT COM INC	COM	8/12/2001-09/12/2001	11/1/2000	7 199 76	13 774 84	(6 575 08)
2 200 00	ABOUT COM INC	COM	8/12/2001-09/12/2001	11/1/2000	52 705 18	89 568 23	(36 863 05)
800 00	ABOUT COM INC	COM	8/12/2001-09/12/2001	11/2/2000	20 021 09	27 893 74	(7 872 65)
200 00	ACKIOM CORP	COM	8/12/2001-09/12/2001	10/5/2000	6 844 31	5 587 50	1 256 81
500 00	ACKIOM CORP	COM	8/12/2001-09/12/2001	10/5/2000	17 088 98	13 968 75	3 118 23
2 400 00	ACKIOM CORP	COM	8/12/2001-09/12/2001	10/6/2000	80 090 85	67 050 00	13 040 85
1 800 00	ACKIOM CORP	COM	8/12/2001-09/12/2001	10/9/2000	81 027 88	50 287 50	30 740 38
2 100 00	ADAPTIVE BROADBAND CORP	COM	8/12/2001-09/12/2001	3/10/2000	430 043 40	78 569 85	351 473 55
1 600 00	ADAPTIVE BROADBAND CORP	COM	8/12/2001-09/12/2001	7/5/2000	88 840 85	49 687 18	39 153 67
400 00	ADAPTIVE BROADBAND CORP	COM	8/12/2001-09/12/2001	7/12/2000	16 899 43	10 974 39	5 925 04
500 00	ADAPTIVE BROADBAND CORP	COM	8/12/2001-09/12/2001	7/13/2000	20 874 30	12 010 29	8 864 01
5 700 00	ADAPTIVE BROADBAND CORP	COM	8/12/2001-09/12/2001	10/24/2000	97 275 80	84 218 39	13 057 41
4 500 00	ADAPTIVE BROADBAND CORP	COM	8/12/2001-09/12/2001	10/25/2000	62 385 92	52 410 28	9 975 64
1 900 00	ADAPTIVE BROADBAND CORP	COM	8/12/2001-09/12/2001	10/26/2000	27 488 28	22 034 78	5 453 50
2 800 00	ADAPTIVE BROADBAND CORP	COM	8/12/2001-09/12/2001	10/27/2000	42 156 23	32 461 74	9 694 49
1 700 00	ADAPTIVE BROADBAND CORP	COM	8/12/2001-09/12/2001	10/30/2000	25 157 48	19 586 26	5 571 22
2 000 00	ADAPTIVE BROADBAND CORP	COM	8/12/2001-09/12/2001	10/31/2000	31 667 94	22 530 88	9 137 06
800 00	ADAPTIVE BROADBAND CORP	COM	8/12/2001-09/12/2001	11/1/2000	12 187 83	8 783 00	3 404 83
400 00	ADAPTIVE BROADBAND CORP	COM	8/12/2001-09/12/2001	11/2/2000	6 132 31	4 391 50	1 740 81
500 00	ADAPTIVE BROADBAND CORP	COM	8/12/2001-09/12/2001	11/6/2000	7 283 85	5 418 82	1 865 03
400 00	ADAPTIVE BROADBAND CORP	COM	8/12/2001-09/12/2001	11/7/2000	5 956 04	4 250 00	1 706 04
600 00	ADVANCE PARADISE INC	COM	8/12/2001-09/12/2001	11/8/2000	5 625 56	4 250 00	1 375 56
3 600 00	ADVANCED FIBRE COMMUNICATIONS	COM	8/12/2001-09/12/2001	12/12/2000	20 999 30	15 300 00	5 699 30
800 00	ADVANCED FIBRE COMMUNICATIONS	COM	8/12/2001-09/12/2001	3/10/2000	293 116 26	86 070 27	207 046 99
1 300 00	ADVANCED FIBRE COMMUNICATIONS	COM	8/12/2001-09/12/2001	3/13/2000	65 480 77	13 390 88	52 089 89
1 300 00	ADVANCED FIBRE COMMUNICATIONS	COM	8/12/2001-09/12/2001	3/24/2000	108 418 12	21 780 18	86 637 94
100 00	ADVANCED FIBRE COMMUNICATIONS	COM	8/12/2001-09/12/2001	3/27/2000	108 415 23	21 780 18	86 635 05
1 300 00	ADVANCED FIBRE COMMUNICATIONS	COM	8/12/2001-09/12/2001	3/29/2000	7 508 33	1 673 88	5 834 45
1 300 00	ADVANCED FIBRE COMMUNICATIONS	COM	8/12/2001-09/12/2001	6/21/2000	74 585 01	21 510 38	53 074 63
800 00	ADVANCED FIBRE COMMUNICATIONS	COM	8/12/2001-09/12/2001	6/22/2000	45 067 21	13 191 04	31 876 17
10 800 00	ADVANCED ENERGY INDS INC	COM	8/12/2001-09/12/2001	10/18/2000	179 187 10	332 100 00	(152 912 90)
200 00	AETHER SYSTEMS INC	COM	8/12/2001-09/12/2001	2/7/2000	37 082 26	8 911 30	28 170 96
700 00	AETHER SYSTEMS INC	COM	8/12/2001-09/12/2001	2/7/2000	130 324 66	31 189 55	99 135 11
300 00	AETHER SYSTEMS INC	COM	8/12/2001-09/12/2001	2/8/2000	55 991 87	13 360 85	42 631 02
3 300 00	AETHER SYSTEMS INC	COM	8/12/2001-09/12/2001	4/13/2000	337 941 07	63 081 80	274 859 27
4 500 00	AIRBORNE FGHT CORP	COM	8/12/2001-09/12/2001	7/12/2000	77 200 78	118 487 65	(39 286 88)
100 00	AIRBORNE FGHT CORP	COM	8/12/2001-09/12/2001	7/13/2000	1 084 82	2 588 17	(1 503 35)
2 400 00	AIRBORNE FGHT CORP	COM	8/12/2001-09/12/2001	7/13/2000	40 063 27	60 126 66	(19 063 39)
2 200 00	AIRBORNE FGHT CORP	COM	8/12/2001-09/12/2001	7/14/2000	37 272 03	49 027 52	(11 755 49)
100 00	AIRBORNE FGHT CORP	COM	8/12/2001-09/12/2001	7/15/2000	1 081 44	2 180 18	(1 098 74)
1 300 00	AIRBORNE FGHT CORP	COM	8/12/2001-09/12/2001	7/18/2000	21 454 78	28 342 34	(6 887 56)
2 200 00	AIRBORNE FGHT CORP	COM	8/12/2001-09/12/2001	7/19/2000	36 442 00	47 961 15	(11 519 15)
800 00	AIRBORNE FGHT CORP	COM	8/12/2001-09/12/2001	7/20/2000	13 027 58	17 309 72	(4 282 14)
600 00	AIRBORNE FGHT CORP	COM	8/12/2001-09/12/2001	7/20/2000	9 751 17		

THE ROCKEFELLER FOUNDATION
EMPLOYEE ID NO 13-165629
GAIN AND LOSSES FOR TAX ON INVESTMENT INCOME
FORM 990 PF 2000 PART IV

Par	Security Name	Security Description	Date Bought	Date Sold	Proceeds	Cost	Realized
1 600 00	AIRBORNE FGHT CORP	COM	06/12/2001-001/2/2001	07/2000	24 031 67	31 514 12	(7 482 45)
500 00	AIRBORNE FGHT CORP	COM	06/12/2001-001/2/2001	08/2000	7 469 75	9 847 75	(2 378 00)
1 300 00	AIRBORNE FGHT CORP	COM	06/12/2001-001/2/2001	08/2000	19 340 10	25 604 15	(6 264 05)
1 500 00	AIRBORNE FGHT CORP	COM	06/12/2001-001/2/2001	09/2000	22 784 23	29 402 31	(6 618 08)
2 700 00	AIRBORNE FGHT CORP	COM	06/12/2001-001/2/2001	09/2000	40 505 39	52 349 71	(11 844 32)
500 00	AIRBORNE FGHT CORP	COM	06/12/2001-001/2/2001	01/10/2000	7 599 14	9 841 65	(2 242 51)
1 000 00	AIRBORNE FGHT CORP	COM	06/12/2001-001/2/2001	01/11/2000	15 185 19	19 283 30	(4 098 11)
300 00	AIRBORNE FGHT CORP	COM	06/12/2001-001/2/2001	01/14/2000	4 463 10	5 784 99	(1 321 89)
0 400 00	AIRBORNE FGHT CORP	COM	06/12/2001-001/2/2001	01/15/2000	140 431 30	174 748 44	(34 317 14)
2 000 00	AIRBORNE FGHT CORP	COM	06/12/2001-001/2/2001	01/25/2000	30 490 97	35 759 40	(5 268 43)
400 00	AIRBORNE FGHT CORP	COM	06/12/2001-001/2/2001	01/28/2000	6 005 19	7 151 88	(1 146 69)
200 00	AIRBORNE FGHT CORP	COM	06/12/2001-001/2/2001	01/29/2000	3 037 89	3 575 94	(538 05)
700 00	AIRBORNE FGHT CORP	COM	06/12/2001-001/2/2001	01/31/2000	10 450 78	12 515 70	(2 065 00)
500 00	AIRNET COMM CORP	COM	06/12/2001-001/2/2001	01/10/2000	14 099 53	17 729 30	(3 629 77)
800 00	AIRNET COMM CORP	COM	06/12/2001-001/2/2001	01/22/2000	15 148 37	18 898 51	(3 750 14)
500 00	AIRNET COMM CORP	COM	06/12/2001-001/2/2001	01/23/2000	9 968 41	12 407 80	(2 439 39)
1 000 00	AIRNET COMM CORP	COM	06/12/2001-001/2/2001	01/25/2000	16 440 65	20 898 51	(4 457 86)
800 00	AIRNET COMM CORP	COM	06/12/2001-001/2/2001	01/26/2000	14 185 20	17 967 80	(3 782 60)
500 00	AIRNET COMM CORP	COM	06/12/2001-001/2/2001	01/27/2000	8 613 01	10 835 72	(2 222 71)
500 00	AIRNET COMM CORP	COM	06/12/2001-001/2/2001	01/28/2000	8 109 12	10 006 25	(1 897 13)
300 00	AIRNET COMM CORP	COM	06/12/2001-001/2/2001	01/28/2000	5 174 87	6 194 42	(1 019 55)
1 700 00	ALLAIRE CORP	COM	06/12/2001-001/2/2001	01/18/2000	17 240 82	134 290 38	(117 049 56)
3 600 00	ALLAIRE CORP	COM	06/12/2001-001/2/2001	01/18/2000	36 748 13	267 743 55	(230 995 42)
4 200 00	ALLAIRE CORP	COM	06/12/2001-001/2/2001	01/19/2000	40 840 27	297 046 56	(256 206 29)
1 300 00	ALLAIRE CORP	COM	06/12/2001-001/2/2001	01/20/2000	12 959 00	53 373 28	(40 414 28)
8 300 00	ALLSCRIPTS INC	COM	06/12/2001-001/2/2001	01/10/2000	397 186 58	91 300 00	305 886 58
5 000 00	ALLSCRIPTS INC	COM	06/12/2001-001/2/2001	01/14/2000	125 235 82	55 000 00	70 235 82
7 400 00	ALLSCRIPTS INC	COM	06/12/2001-001/2/2001	01/16/2000	269 487 91	81 110 50	188 377 41
600 00	ALPHA INDS INC	COM	06/12/2001-001/2/2001	01/25/2000	54 433 18	32 985 93	21 447 25
100 00	ALPHA INDS INC	COM	06/12/2001-001/2/2001	01/28/2000	13 637 25	5 482 81	8 154 44
800 00	ALPHA INDS INC	COM	06/12/2001-001/2/2001	01/28/2000	32 403 95	44 779 55	(12 375 60)
700 00	ALPHA INDS INC	COM	06/12/2001-001/2/2001	01/28/2000	27 683 90	30 887 90	(3 204 00)
1 100 00	ALPHA INDS INC	COM	06/12/2001-001/2/2001	01/28/2000	43 885 59	44 374 50	(488 91)
800 00	ALPHA INDS INC	COM	06/12/2001-001/2/2001	01/28/2000	24 422 52	23 877 20	545 32
300 00	ALPHA INDS INC	COM	06/12/2001-001/2/2001	01/28/2000	12 108 41	11 988 60	119 81
3 700 00	ALPHA INDS INC	COM	06/12/2001-001/2/2001	01/18/2000	123 165 93	132 747 49	(9 581 56)
2 300 00	ALPHA INDS INC	COM	06/12/2001-001/2/2001	01/25/2000	109 590 86	73 536 13	36 054 73
700 00	ALPHARMA INC	CL A	06/12/2001-001/2/2001	01/27/2000	24 201 84	25 817 33	(1 615 49)
200 00	ALPHARMA INC	CL A	06/12/2001-001/2/2001	01/28/2000	6 887 77	7 292 38	(404 61)
7 900 00	AMERICAN SOFTWARE INC	CL A	06/12/2001-001/2/2001	01/28/2000	86 086 59	94 078 08	(7 991 49)
3 600 00	AMERICAN SOFTWARE INC	CL A	06/12/2001-001/2/2001	01/28/2000	38 265 64	42 378 20	(4 112 56)
15 100 00	AMERICAN SOFTWARE INC	CL A	06/12/2001-001/2/2001	01/10/2000	151 330 17	173 515 25	(22 185 08)
400 00	AMERICAN SOFTWARE INC	CL A	06/12/2001-001/2/2001	01/11/2000	3 831 87	4 478 52	(646 65)
4 400 00	AMERICAN SOFTWARE INC	CL A	06/12/2001-001/2/2001	01/12/2000	34 373 85	49 263 72	(14 889 87)
1 800 00	AMERICAN SOFTWARE INC	CL A	06/12/2001-001/2/2001	01/14/2000	12 596 58	20 153 34	(7 556 76)
800 00	AMERICAN SOFTWARE INC	CL A	06/12/2001-001/2/2001	01/18/2000	6 637 27	10 076 67	(3 439 40)
7 600 00	AMERICAN SOFTWARE INC	CL A	06/12/2001-001/2/2001	01/18/2000	60 141 35	84 734 76	(24 593 41)
700 00	AMERICAN SOFTWARE INC	CL A	06/12/2001-001/2/2001	01/18/2000	5 535 06	7 837 41	(2 302 35)
1 300 00	AMERICAN SOFTWARE INC	CL A	06/12/2001-001/2/2001	01/18/2000	10 399 65	14 480 31	(4 080 66)
3 100 00	AMERICAN SOFTWARE INC	CL A	06/12/2001-001/2/2001	01/18/2000	19 799 34	34 371 42	(14 572 08)
2 700 00	AMERICAN SOFTWARE INC	CL A	06/12/2001-001/2/2001	01/18/2000	19 014 45	31 657 20	(12 642 75)
1 200 00	AMERICAN SOFTWARE INC	CL A	06/12/2001-001/2/2001	01/18/2000	9 377 18	27 408 40	(18 031 22)
1 300 00	AMERICAN SOFTWARE INC	CL A	06/12/2001-001/2/2001	01/18/2000	3 099 83	11 254 40	(8 154 57)
4 600 00	AMERICAN SOFTWARE INC	CL A	06/12/2001-001/2/2001	01/17/2000	5 524 81	11 251 60	(5 726 79)
3 300 00	AMES DEPT STORES INC	COM NEW	06/12/2001-001/2/2001	01/22/2000	18 399 38	46 975 70	(28 576 32)
3 900 00	AMES DEPT STORES INC	COM NEW	06/12/2001-001/2/2001	01/22/2000	17 165 03	57 425 01	(40 259 98)
2 000 00	AMES DEPT STORES INC	COM NEW	06/12/2001-001/2/2001	01/22/2000	19 180 73	178 433 11	(159 252 38)
3 900 00	AMES DEPT STORES INC	COM NEW	06/12/2001-001/2/2001	01/22/2000	9 599 68	70 748 39	(61 148 71)
100 00	ANADIGICS INC	COM	06/12/2001-001/2/2001	01/10/2000	19 787 94	103 882 83	(84 094 89)
100 00	ANADIGICS INC	COM	06/12/2001-001/2/2001	01/10/2000	8 049 73	4 950 00	3 099 73
200 00	ANADIGICS INC	COM	06/12/2001-001/2/2001	01/12/2000	7 842 90	4 950 00	2 892 90
700 00	ANADIGICS INC	COM	06/12/2001-001/2/2001	01/12/2000	15 706 21	9 651 86	6 054 35
300 00	ANADIGICS INC	COM	06/12/2001-001/2/2001	01/12/2000	55 157 32	31 769 29	23 388 03
400 00	ANADIGICS INC	COM	06/12/2001-001/2/2001	01/12/2000	23 410 28	13 815 41	9 594 87
1 100 00	ANADIGICS INC	COM	06/12/2001-001/2/2001	01/12/2000	31 168 24	18 016 26	13 151 98
1 200 00	ANDOVER NET INC	COM	06/12/2001-001/2/2001	01/12/2000	87 377 34	49 923 17	37 454 17
4 300 00	ANDOVER NET INC	COM	06/12/2001-001/2/2001	01/12/2000	41 504 45	21 600 00	20 904 45
500 00	ANDOVER NET INC	COM	06/12/2001-001/2/2001	01/12/2000	115 469 64	77 400 00	38 069 64
5 300 00	ANN TAYLOR STORES CORP	COM	06/12/2001-001/2/2001	01/11/2000	13 249 55	9 000 00	4 249 55
3 300 00	ANN TAYLOR STORES CORP	COM	06/12/2001-001/2/2001	01/11/2000	170 275 36	217 017 24	(46 741 88)
900 00	ANN TAYLOR STORES CORP	COM	06/12/2001-001/2/2001	01/12/2000	97 692 24	113 072 33	(15 380 09)
3 500 00	ANN TAYLOR STORES CORP	COM	06/12/2001-001/2/2001	01/13/2000	26 950 58	30 006 26	(3 055 68)
400 00	ANN TAYLOR STORES CORP	COM	06/12/2001-001/2/2001	01/16/2000	109 468 99	96 796 10	12 672 89
500 00	ANN TAYLOR STORES CORP	COM	06/12/2001-001/2/2001	01/17/2000	12 406 82	10 592 08	1 814 74
1 000 00	ANTEC CORP	COM	06/12/2001-001/2/2001	01/18/2000	14 615 36	13 240 10	1 375 26
12 100 00	APPLIED PWR INC	COM CLASS A	06/12/2001-001/2/2001	01/21/2000	41 758 60	48 901 40	(7 142 80)
100 00	ASPECT DEV INC	COM	06/12/2001-001/2/2001	01/20/2000	289 392 09	331 963 50	(42 571 41)
100 00	ASPECT DEV INC	COM	06/12/2001-001/2/2001	01/20/2000	18 445 92	3 152 87	15 293 05
100 00	ASPECT DEV INC	COM	06/12/2001-001/2/2001	01/18/2000	5 093 10	1 050 89	4 042 21
800 00	ASPECT DEV INC	COM	06/12/2001-001/2/2001	01/18/2000	47 503 77	8 407 12	39 096 65
400 00	ASPECT DEV INC	COM	06/12/2001-001/2/2001	01/20/2000	27 468 08	4 203 56	23 264 52
4 000 00	ASPECT DEV INC	COM	06/12/2001-001/2/2001	01/20/2000	274 732 04	42 035 80	232 696 24
10 600 00	ASPECT DEV INC	COM	06/12/2001-001/2/2001	01/20/2000	108 463 29	108 463 29	0 00
1 000 00	ASPECT COMMUNICATIONS INC	COM	06/12/2001-001/2/2001	01/20/2000	31 317 75	34 748 60	(3 430 85)
600 00	ASPECT COMMUNICATIONS INC	COM	06/12/2001-001/2/2001	01/20/2000	17 455 69	20 847 86	(3 392 17)
400 00	ASPECT COMMUNICATIONS INC	COM	06/12/2001-001/2/2001	01/20/2000	11 637 13	13 898 64	(2 261 51)
1 200 00	ASPECT COMMUNICATIONS INC	COM	06/12/2001-001/2/2001	01/25/2000	38 390 08	41 895 92	(3 505 84)
500 00	ASPECT COMMUNICATIONS INC	COM	06/12/2001-001/2/2001	01/26/2000	18 865 08	17 373 30	1 491 78
200 00	ASPECT COMMUNICATIONS INC	COM	06/12/2001-001/2/2001	01/27/2000	6 999 78	8 949 32	(1 949 54)
600 00	ASPECT COMMUNICATIONS INC	COM	06/12/2001-001/2/2001	01/28/2000	21 699 29	20 847 96	851 33
8 000 00	AVIC SYSTEMS INC	COM	06/12/2001-001/2/2001	01/28/2000	573 788 47	186 000 00	38 788 47
300 00	AVIRON	COM	06/12/2001-001/2/2001	01/28/2000	15 646 36	17 009 37	(1 363 01)
400 00	AVIRON	COM	06/12/2001-001/2/2001	01/11/2000	20 213 60	22 522 30	(2 308 70)
900 00	BU SVCS CO	COM	06/12/2001-001/2/2001	01/12/2000	35 932 11	37 840 27	(1 908 16)
1 000 00	BU SVCS CO	COM	06/12/2001-001/2/2001	01/13/2000	61 602 04	29 686 41	31 915 63
100 00	BU SVCS CO	COM	06/12/2001-001/2/2001	01/14/2000	78 857 40	39 581 88	39 275 52
1 300 00	BU SVCS CO	COM	06/12/2001-001/2/2001	01/19/2000	6 547 46	3 298 49	3 248 97
1 400 00	BU SVCS CO	COM	06/12/2001-001/2/2001	01/19/2000	76 924 02	84 018 13	(7 094 11)
4 700 00	BU SVCS CO	COM	06/12/2001-001/2/2001	01/17/2000	77 813 41	55 872 42	21 940 99
2 700 00	BU SVCS CO	COM	06/12/2001-001/2/2001	01/21/2000	319 206 45	149 140 66	170 065 79
2 500 00	BU SVCS CO	COM	06/12/2001-001/2/2001	01/22/2000	178 705 95	89 058 23	89 647 72
7 300 00	BARRETT RES CORP	COM	06/12/2001-001/2/2001	01/26/2000	170 208 07	80 462 75	89 745 32
4 300 00	BARRETT RES CORP	COM	06/12/2001-001/2/2001	01/26/2000	153 301 44	188 427 14	(35 125 70)
10 400 00	BEN JERRY'S HOME MADE INC	COM	06/12/2001-001/2/2001	01/26/2000	897 874 31	112 841 35	(785 032 96)
1 600 00	BEN JERRY'S HOME MADE INC	COM	06/12/2001-001/2/2001	01/27/			

THE ROCKEFELLER FOUNDATION
EMPLOYEE ID NO 13 165629
GAIN AND LOSSES FOR TAX ON INVESTMENT INCOME
FORM 990 PF 2000 PART IV

Par	Security Name	Security Description	Date Bought	Date Sold	Proceeds	Cost	Realized
790.00	BLUESTONE SOFTWARE INC	COM	06/12/2001-00/12/31	8/11/2000	14,251.59	35,985.84	(21,735.25)
780.00	BLUESTONE SOFTWARE INC	COM	06/12/2001-00/12/31	8/14/2000	14,758.52	35,353.50	(20,595.98)
160.00	BLUESTONE SOFTWARE INC	COM	06/12/2001-00/12/31	8/15/2000	3,049.89	7,017.48	(3,967.57)
800.00	BLUESTONE SOFTWARE INC	COM	06/12/2001-00/12/31	8/16/2000	14,639.50	34,536.83	(19,897.33)
35.00	BLUESTONE SOFTWARE INC	COM	06/12/2001-00/12/31	8/17/2000	644.58	1,472.19	(827.61)
155.00	BLUESTONE SOFTWARE INC	COM	06/12/2001-00/12/31	8/17/2000	2,788.90	6,519.69	(3,730.79)
390.00	BLUESTONE SOFTWARE INC	COM	06/12/2001-00/12/31	8/17/2000	7,151.29	16,404.37	(9,253.08)
310.00	BLUESTONE SOFTWARE INC	COM	06/12/2001-00/12/31	8/18/2000	5,637.94	13,018.08	(7,380.12)
500.00	BLUESTONE SOFTWARE INC	COM	06/12/2001-00/12/31	8/21/2000	9,289.24	20,611.00	(11,321.76)
470.00	BLUESTONE SOFTWARE INC	COM	06/12/2001-00/12/31	8/22/2000	8,688.82	19,050.74	(10,361.92)
700.00	BREAKAWAY SOLUTIONS INC	COM	06/12/2001-00/12/31	4/18/2000	16,002.30	43,867.57	(27,865.27)
800.00	BREAKAWAY SOLUTIONS INC	COM	06/12/2001-00/12/31	4/19/2000	17,499.41	49,998.69	(32,499.28)
200.00	BREAKAWAY SOLUTIONS INC	COM	06/12/2001-00/12/31	4/20/2000	4,352.35	12,478.60	(8,126.25)
400.00	BREAKAWAY SOLUTIONS INC	COM	06/12/2001-00/12/31	4/25/2000	8,129.72	24,958.20	(16,828.48)
400.00	BREAKAWAY SOLUTIONS INC	COM	06/12/2001-00/12/31	4/28/2000	8,695.71	24,958.20	(16,262.49)
100.00	BREAKAWAY SOLUTIONS INC	COM	06/12/2001-00/12/31	4/27/2000	2,058.28	6,239.80	(4,181.54)
1,500.00	BREAKAWAY SOLUTIONS INC	COM	06/12/2001-00/12/31	4/28/2000	33,810.72	83,299.54	(49,488.82)
1,500.00	BREAKAWAY SOLUTIONS INC	COM	06/12/2001-00/12/31	5/3/2000	47,652.98	89,581.08	(41,928.10)
800.00	BREAKAWAY SOLUTIONS INC	COM	06/12/2001-00/12/31	5/4/2000	19,535.88	33,999.48	(14,463.60)
200.00	BROADBASE SOFTWARE INC	COM	06/12/2001-00/12/31	5/5/2000	6,406.76	11,084.72	(4,677.96)
3,000.00	BROADBASE SOFTWARE INC	COM	06/12/2001-00/12/31	4/20/2000	57,446.08	147,069.40	(89,623.32)
1,000.00	BROADBASE SOFTWARE INC	COM	06/12/2001-00/12/31	4/24/2000	9,336.74	29,298.35	(19,961.61)
600.00	BROADBASE SOFTWARE INC	COM	06/12/2001-00/12/31	4/24/2000	14,837.00	48,296.35	(33,459.35)
2,600.00	BROADBASE SOFTWARE INC	COM	06/12/2001-00/12/31	4/25/2000	41,745.78	123,482.23	(81,736.47)
500.00	BROADBASE SOFTWARE INC	COM	06/12/2001-00/12/31	4/25/2000	6,687.21	23,750.00	(17,062.79)
1,400.00	BROADBASE SOFTWARE INC	COM	06/12/2001-00/12/31	4/26/2000	22,804.67	64,712.43	(41,907.76)
500.00	BROADBASE SOFTWARE INC	COM	06/12/2001-00/12/31	4/27/2000	7,186.51	22,767.50	(15,580.99)
800.00	BROADBASE SOFTWARE INC	COM	06/12/2001-00/12/31	4/28/2000	11,879.82	36,335.00	(24,455.18)
3,200.00	BROADVISION INC	COM	06/12/2001-00/12/31	4/25/2000	108,276.39	83,570.30	24,706.09
0.95	BROADVISION INC	COM	06/12/2001-00/12/31	4/25/2000	35.05	24.81	10.24
1,800.00	BROADVISION INC	COM	06/12/2001-00/12/31	4/26/2000	54,771.45	41,785.15	12,986.30
4,200.00	BROADVISION INC	COM	06/12/2001-00/12/31	5/22/2000	163,136.84	109,686.07	53,450.77
4,600.00	BROADVISION INC	COM	06/12/2001-00/12/31	5/23/2000	179,733.02	120,132.30	59,600.72
2,400.00	BROADVISION INC	COM	06/12/2001-00/12/31	5/25/2000	67,497.00	62,617.73	4,879.27
400.00	BROADVISION INC	COM	06/12/2001-00/12/31	5/30/2000	15,307.60	10,445.29	4,862.31
335.00	BROADVISION INC	COM	06/12/2001-00/12/31	5/31/2000	12,834.26	8,748.76	4,085.50
0.50	BURR BROWN	COM	06/12/2001-00/12/31	1/3/2000	17.24	7.98	9.26
8,800.00	BURR BROWN	COM	06/12/2001-00/12/31	3/24/2000	558,781.37	139,529.07	419,252.30
4,400.00	BURR BROWN	COM	06/12/2001-00/12/31	6/21/2000	223,086.72	66,345.47	156,741.25
5,000.00	BURR BROWN	COM	06/12/2001-00/12/31	6/22/2000	505,893.63	147,197.95	358,695.68
2,300.00	BURR BROWN	COM	06/12/2001-00/12/31	7/20/2000	195,582.03	16,185.18	179,396.85
1,600.00	BURR BROWN	COM	06/12/2001-00/12/31	7/21/2000	128,027.57	11,259.26	116,768.31
3,400.00	BURR BROWN	COM	06/12/2001-00/12/31	7/24/2000	268,078.02	23,925.93	244,152.09
5,800.00	BURR BROWN	COM	06/12/2001-00/12/31	8/14/2000	525,356.34	40,814.81	484,541.53
1,137.00	BURR BROWN	COM	06/12/2001-00/12/31	8/25/2000	8,001.11	8,001.11	0.00
12,900.00	C CUBE MICROSYSTEMS INC	COM	06/12/2001-00/12/31	5/3/2000	476,377.71	306,335.64	170,042.07
2,600.00	ETC COMMUNICATIONS GROUP INC	COM	06/12/2001-00/12/31	3/24/2000	125,055.83	39,934.88	85,120.94
2,400.00	ETC COMMUNICATIONS GROUP INC	COM	06/12/2001-00/12/31	3/27/2000	115,684.66	29,008.84	86,675.82
800.00	CALIPER TECHNOLOGIES CORP	OC COM	06/12/2001-00/12/31	10/30/2000	45,193.29	48,064.74	(2,871.45)
5,700.00	CAREMARK RX INC	COM	06/12/2001-00/12/31	12/12/2000	58,102.71	40,249.16	17,853.55
5,800.00	CAREMARK RX INC	COM	06/12/2001-00/12/31	12/13/2000	58,402.04	38,441.28	20,000.76
900.00	CAREMARK RX INC	COM	06/12/2001-00/12/31	12/14/2000	8,845.67	5,145.92	3,699.75
400.00	CHIREX INC	COM	06/12/2001-00/12/31	4/10/2000	8,974.76	8,100.00	874.76
800.00	CHIREX INC	COM	06/12/2001-00/12/31	4/11/2000	10,162.16	10,921.20	(759.04)
700.00	CHIREX INC	COM	06/12/2001-00/12/31	4/12/2000	11,324.64	12,454.68	(1,130.04)
8,300.00	CHIREX INC	COM	06/12/2001-00/12/31	7/24/2000	254,782.49	140,890.36	113,892.13
9,600.00	CHIREX INC	COM	06/12/2001-00/12/31	7/24/2000	294,834.87	114,561.25	180,273.62
6,200.00	CHIREX INC	COM	06/12/2001-00/12/31	7/24/2000	180,514.68	94,220.75	86,293.93
1,200.00	COMPUREDIT CORP	COM	06/12/2001-00/12/31	11/10/2000	22,771.76	59,624.82	(36,853.06)
2,000.00	COMPUREDIT CORP	COM	06/12/2001-00/12/31	11/10/2000	38,079.93	62,218.41	(24,138.48)
300.00	COMPUREDIT CORP	COM	06/12/2001-00/12/31	11/10/2000	5,721.95	12,231.24	(6,509.29)
700.00	COMPUREDIT CORP	COM	06/12/2001-00/12/31	11/10/2000	13,353.38	38,317.33	(24,963.95)
600.00	COMPUREDIT CORP	COM	06/12/2001-00/12/31	11/13/2000	11,536.89	24,462.48	(12,925.59)
500.00	COMPUREDIT CORP	COM	06/12/2001-00/12/31	11/13/2000	9,533.18	20,345.40	(10,812.22)
5,800.00	CONCENTRIC NETWORK CORP DEL	COM	06/12/2001-00/12/31	11/10/2000	219,003.85	113,050.00	105,953.85
3,600.00	CONCENTRIC NETWORK CORP DEL	COM	06/12/2001-00/12/31	11/10/2000	140,879.14	77,675.00	63,204.14
4,100.00	CONCENTRIC NETWORK CORP DEL	COM	06/12/2001-00/12/31	11/11/2000	159,048.63	42,768.75	116,279.88
1,800.00	CONCENTRIC NETWORK CORP DEL	COM	06/12/2001-00/12/31	11/12/2000	66,744.11	36,337.50	30,406.61
1,200.00	CONCENTRIC NETWORK CORP DEL	COM	06/12/2001-00/12/31	11/13/2000	45,483.16	24,225.00	21,258.16
1,600.00	CONCORD COMMUNICATIONS INC	COM	06/12/2001-00/12/31	1/5/2000	74,127.52	81,632.86	(7,505.34)
2,800.00	CONCORD COMMUNICATIONS INC	COM	06/12/2001-00/12/31	1/6/2000	130,923.47	120,658.90	10,264.57
2,700.00	CONCORD COMMUNICATIONS INC	COM	06/12/2001-00/12/31	1/7/2000	124,878.39	107,853.94	17,024.45
500.00	COOPER CAMERON CORP	COM	06/12/2001-00/12/31	10/11/2000	36,950.46	23,324.35	13,626.11
400.00	COOPER CAMERON CORP	COM	06/12/2001-00/12/31	10/12/2000	30,243.63	18,659.48	11,584.15
1,700.00	COOPER CAMERON CORP	COM	06/12/2001-00/12/31	10/17/2000	120,160.83	79,362.79	40,798.04
2,200.00	COOPER CAMERON CORP	COM	06/12/2001-00/12/31	10/20/2000	119,811.83	93,263.44	26,548.39
1,500.00	CORSAIR COMMUNICATIONS INC	COM	06/12/2001-00/12/31	8/7/2000	26,436.81	33,330.00	(6,893.19)
16,200.00	CORSAIR COMMUNICATIONS INC	COM	06/12/2001-00/12/31	8/8/2000	290,754.38	355,638.75	(64,884.37)
9,800.00	COSINE COMMUNICATIONS INC	COM	06/12/2001-00/12/31	9/26/2000	642,763.61	225,400.00	417,363.61
1,000.00	CUMULUS MEDIA INC	CL A	06/12/2001-00/12/31	5/25/2000	11,673.21	35,244.50	(23,571.29)
200.00	CUMULUS MEDIA INC	CL A	06/12/2001-00/12/31	5/28/2000	2,299.92	7,648.00	(5,348.08)
500.00	CUMULUS MEDIA INC	CL A	06/12/2001-00/12/31	5/30/2000	5,671.71	17,428.35	(11,756.64)
300.00	CUMULUS MEDIA INC	CL A	06/12/2001-00/12/31	5/30/2000	3,367.63	10,713.50	(7,345.87)
100.00	CUMULUS MEDIA INC	CL A	06/12/2001-00/12/31	5/31/2000	1,146.86	3,358.50	(2,211.64)
800.00	CUMULUS MEDIA INC	CL A	06/12/2001-00/12/31	5/31/2000	9,102.49	19,300.00	(10,197.51)
1,100.00	CUMULUS MEDIA INC	CL A	06/12/2001-00/12/31	6/1/2000	10,162.81	21,712.50	(11,549.69)
500.00	CUMULUS MEDIA INC	CL A	06/12/2001-00/12/31	6/1/2000	12,134.02	26,537.50	(14,403.48)
400.00	CUMULUS MEDIA INC	CL A	06/12/2001-00/12/31	6/1/2000	5,671.71	12,082.50	(6,410.79)
600.00	CUMULUS MEDIA INC	CL A	06/12/2001-00/12/31	6/2/2000	4,500.76	9,650.00	(5,149.24)
400.00	CUMULUS MEDIA INC	CL A	06/12/2001-00/12/31	6/2/2000	6,599.78	14,475.00	(7,875.22)
1,100.00	CUMULUS MEDIA INC	CL A	06/12/2001-00/12/31	6/5/2000	4,416.87	9,650.00	(5,233.13)
2,300.00	CUMULUS MEDIA INC	CL A	06/12/2001-00/12/31	6/5/2000	11,834.60	26,537.50	(14,702.90)
500.00	CUMULUS MEDIA INC	CL A	06/12/2001-00/12/31	6/6/2000	23,286.72	55,487.50	(32,200.78)
1,800.00	CUMULUS MEDIA INC	CL A	06/12/2001-00/12/31	6/6/2000	5,349.22	12,082.50	(6,733.28)
1,400.00	CUMULUS MEDIA INC	CL A	06/12/2001-00/12/31	6/7/2000	16,870.79	38,600.00	(21,729.21)
800.00	CUMULUS MEDIA INC	CL A	06/12/2001-00/12/31	6/8/2000	15,377.84	33,775.00	(18,397.16)
700.00	CUMULUS MEDIA INC	CL A	06/12/2001-00/12/31	6/9/2000	8,699.71	19,300.00	(10,600.29)
800.00	CUMULUS MEDIA INC	CL A	06/12/2001-00/12/31	6/12/2000	7,539.30	16,887.50	(9,348.20)
1,500.00	CUMULUS MEDIA INC	CL A	06/12/2001-00/12/31	6/13/2000	8,010.89	19,300.00	(11,289.11)
1,200.00	CYSIVE INC	COM	06/12/2001-00/12/31	12/13/2000	40,273.85	85,427.45	(45,153.60)
600.00	CYSIVE INC	COM	06/12/2001-00/12/31	1/31/2000	93,242.29	20,400.00	72,842.29
2,200.00	CYSIVE INC	COM	06/12/2001-00/12/31	2/1/2000	44,796.00	10,200.00	34,596.00
2,000.00	CYSIVE INC	COM	06/12/2001-00/12/31	2/2/2000	106,183.32	37,400.00	68,783.32
2,200.00	CYSIVE INC	COM	06/12/2001-00/12/31	2/3/2000	150,964.86	34,000.00	116,964.86
2,200.00	CYSIVE INC	COM	06/12/2001-00/12/31	2/4/2000	165,958.86	37,400.00	128,558.86
13,300.00	DALEEN TECHNOLOGIES INC	COM	06/12/2001-00/12/31	1/5/2000	316,167.86	190,811.25	125,356.61
14,100.00	DECODE GENETICS INC	COM	06/12/2001-00/12/31	7/18/2000	386,188.94	253,800.00	132,388.94
200.00	DEVRY INC DEL	COM	06/12/2001-00/12/31	4/10/2000	5,282.40	2,034.25	3,248.15
200.00	DEVRY INC DEL	COM	06/12/2001-00/1				

THE ROCKEFELLER FOUNDATION
EMPLOYEE ID NO 13-165629
GAIN AND LOSSES FOR TAX ON INVESTMENT INCOME
FORM 990 PF 2000 PART IV

Part	Security Name	Security Description	Date Bought	Date Sold	Proceeds	Cost	Realized
800 00	DIGIMARC CORP	COM	08/12/2001-00/12/2001	1/7/2000	40 867 39	18 000 00	22 867 39
800 00	DIGIMARC CORP	COM	08/12/2001-00/12/2001	1/10/2000	38 722 42	18 000 00	21 722 42
3 200 00	DIGIMARC CORP	COM	08/12/2001-00/12/2001	1/11/2000	142 577 32	64 000 00	78 577 32
1 800 00	DIGITAL IS INC DEL	COM	08/12/2001-00/12/2001	8/10/2000	50 131 53	67 200 00	(17 068 47)
200 00	DIGITAL IS INC DEL	COM	08/12/2001-00/12/2001	8/11/2000	5 150 76	9 178 02	(4 027 26)
2 500 00	DIGITAL IS INC DEL	COM	08/12/2001-00/12/2001	8/12/2000	84 589 59	100 303 79	(15 714 20)
1 000 00	DIGITAL IS INC DEL	COM	08/12/2001-00/12/2001	8/14/2000	27 005 00	42 821 10	(15 816 10)
800 00	DIGITAL IS INC DEL	COM	08/12/2001-00/12/2001	8/15/2000	20 578 27	34 196 72	(13 618 45)
2 800 00	DIVERSA CORP	COM	08/12/2001-00/12/2001	8/10/2000	82 468 49	214 600 00	(132 131 51)
3 200 00	DIVERSA CORP	COM	08/12/2001-00/12/2001	8/11/2000	94 022 46	216 142 22	(122 119 76)
4 300 00	DIVERSA CORP	COM	08/12/2001-00/12/2001	8/14/2000	105 029 47	229 647 36	(124 617 89)
700 00	DIVERSA CORP	COM	08/12/2001-00/12/2001	8/15/2000	18 799 44	26 985 48	(8 186 04)
700 00	DIVERSA CORP	COM	08/12/2001-00/12/2001	8/16/2000	17 865 56	18 600 00	(734 44)
900 00	DOCUMENTUM INC	COM	08/12/2001-00/12/2001	8/21/2000	63 897 87	36 638 81	27 259 06
200 00	DOCUMENTUM INC	COM	08/12/2001-00/12/2001	8/22/2000	14 212 02	7 867 88	6 344 14
200 00	DOCUMENTUM INC	COM	08/12/2001-00/12/2001	8/22/2000	14 205 78	7 867 88	6 337 90
200 00	DOCUMENTUM INC	COM	08/12/2001-00/12/2001	7/5/2000	18 874 44	7 867 88	11 006 56
800 00	DOCUMENTUM INC	COM	08/12/2001-00/12/2001	7/5/2000	24 057 33	34 571 19	(10 513 86)
400 00	DOCUMENTUM INC	COM	08/12/2001-00/12/2001	7/6/2000	23 548 88	15 250 00	8 298 88
300 00	DOCUMENTUM INC	COM	08/12/2001-00/12/2001	7/6/2000	24 986 67	11 437 50	13 549 17
700 00	DOCUMENTUM INC	COM	08/12/2001-00/12/2001	7/7/2000	60 790 02	26 631 78	34 158 24
100 00	DOCUMENTUM INC	COM	08/12/2001-00/12/2001	7/11/2000	9 549 68	3 794 84	5 754 84
200 00	DOCUMENTUM INC	COM	08/12/2001-00/12/2001	7/12/2000	18 246 49	7 589 78	10 656 71
1 100 00	ETEC SYS INC	COM	08/12/2001-00/12/2001	1/10/2000	18 654 78	40 700 00	(22 045 22)
2 400 00	ETEC SYS INC	COM	08/12/2001-00/12/2001	1/10/2000	105 208 17	88 800 00	16 408 17
800 00	ETEC SYS INC	COM	08/12/2001-00/12/2001	1/11/2000	26 071 81	22 200 00	3 871 81
800 00	ETEC SYS INC	COM	08/12/2001-00/12/2001	1/11/2000	35 067 09	29 000 00	6 067 09
300 00	ETEC SYS INC	COM	08/12/2001-00/12/2001	1/12/2000	12 959 20	11 100 00	1 859 20
2 100 00	ETEC SYS INC	COM	08/12/2001-00/12/2001	1/12/2000	96 967 23	77 700 00	19 267 23
8 100 00	ENTERCOM COMMUNICATIONS CORP	COM	08/12/2001-00/12/2001	8/26/2000	154 478 55	257 021 71	(102 543 16)
5 300 00	ENTERCOM COMMUNICATIONS CORP	COM	08/12/2001-00/12/2001	8/27/2000	145 580 83	189 140 10	(43 559 27)
100 00	FAIRFIELD CMNTYS INC	COM	08/12/2001-00/12/2001	1/10/2000	994 96	1 637 89	(643 93)
300 00	FAIRFIELD CMNTYS INC	COM	08/12/2001-00/12/2001	1/11/2000	2 815 63	4 913 97	(2 098 34)
1 800 00	FAIRFIELD CMNTYS INC	COM	08/12/2001-00/12/2001	1/12/2000	17 182 78	28 483 82	(11 301 04)
1 200 00	FAIRFIELD CMNTYS INC	COM	08/12/2001-00/12/2001	1/13/2000	11 487 65	19 655 84	(8 168 19)
2 100 00	FAIRFIELD CMNTYS INC	COM	08/12/2001-00/12/2001	1/14/2000	19 880 82	34 397 79	(14 516 97)
300 00	FAIRFIELD CMNTYS INC	COM	08/12/2001-00/12/2001	1/20/2000	2 937 65	4 913 97	(1 976 32)
400 00	FAIRFIELD CMNTYS INC	COM	08/12/2001-00/12/2001	1/20/2000	3 890 38	6 551 06	(2 660 68)
300 00	FAIRFIELD CMNTYS INC	COM	08/12/2001-00/12/2001	1/21/2000	2 808 90	4 913 97	(2 105 07)
3 300 00	FAIRFIELD CMNTYS INC	COM	08/12/2001-00/12/2001	1/21/2000	34 958 02	54 052 67	(19 094 65)
800 00	FAIRFIELD CMNTYS INC	COM	08/12/2001-00/12/2001	1/24/2000	10 834 10	14 741 81	(3 907 71)
1 000 00	FAIRFIELD CMNTYS INC	COM	08/12/2001-00/12/2001	2/28/2000	8 492 31	10 379 90	(1 887 59)
400 00	FAIRFIELD CMNTYS INC	COM	08/12/2001-00/12/2001	3/1/2000	3 410 72	5 551 06	(2 140 34)
500 00	FAIRFIELD CMNTYS INC	COM	08/12/2001-00/12/2001	3/2/2000	4 348 75	6 189 95	(1 841 20)
800 00	FAIRFIELD CMNTYS INC	COM	08/12/2001-00/12/2001	3/3/2000	5 332 44	8 827 84	(3 495 40)
500 00	FAIRFIELD CMNTYS INC	COM	08/12/2001-00/12/2001	3/6/2000	4 571 39	6 189 95	(1 618 56)
400 00	FAIRFIELD CMNTYS INC	COM	08/12/2001-00/12/2001	3/7/2000	3 508 71	6 551 06	(3 042 35)
100 00	FAIRFIELD CMNTYS INC	COM	08/12/2001-00/12/2001	3/8/2000	868 97	1 637 89	(768 92)
300 00	FAIRFIELD CMNTYS INC	COM	08/12/2001-00/12/2001	3/10/2000	2 363 17	4 913 97	(2 550 80)
1 600 00	FAIRFIELD CMNTYS INC	COM	08/12/2001-00/12/2001	3/14/2000	7 637 04	16 379 90	(8 742 86)
700 00	FAIRFIELD CMNTYS INC	COM	08/12/2001-00/12/2001	3/15/2000	5 409 06	11 483 93	(6 074 87)
300 00	FAIRFIELD CMNTYS INC	COM	08/12/2001-00/12/2001	3/18/2000	2 278 81	4 913 97	(2 635 16)
4 100 00	FAIRFIELD CMNTYS INC	COM	08/12/2001-00/12/2001	3/17/2000	32 411 05	67 104 31	(34 693 26)
2 700 00	FAIRFIELD CMNTYS INC	COM	08/12/2001-00/12/2001	3/20/2000	23 890 95	43 866 09	(19 975 14)
800 00	FAIRFIELD CMNTYS INC	COM	08/12/2001-00/12/2001	3/20/2000	7 155 11	12 997 36	(5 842 25)
300 00	FAIRFIELD CMNTYS INC	COM	08/12/2001-00/12/2001	3/21/2000	2 681 81	4 874 01	(2 192 20)
1 400 00	FAIRFIELD CMNTYS INC	COM	08/12/2001-00/12/2001	3/21/2000	12 548 89	22 745 38	(10 196 49)
1 300 00	FAIRFIELD CMNTYS INC	COM	08/12/2001-00/12/2001	3/22/2000	11 475 36	21 120 71	(9 645 35)
300 00	FAIRFIELD CMNTYS INC	COM	08/12/2001-00/12/2001	3/23/2000	2 550 86	4 874 01	(2 323 15)
400 00	FAIRFIELD CMNTYS INC	COM	08/12/2001-00/12/2001	3/23/2000	3 376 88	6 498 68	(3 121 80)
700 00	FAIRFIELD CMNTYS INC	COM	08/12/2001-00/12/2001	3/24/2000	5 020 61	11 372 69	(6 352 08)
300 00	FAIRFIELD CMNTYS INC	COM	08/12/2001-00/12/2001	3/24/2000	2 498 91	4 874 01	(2 375 10)
800 00	FAIRFIELD CMNTYS INC	COM	08/12/2001-00/12/2001	3/27/2000	6 788 41	12 997 36	(6 208 95)
1 000 00	FAIRFIELD CMNTYS INC	COM	08/12/2001-00/12/2001	3/27/2000	8 474 71	16 248 70	(7 774 99)
400 00	FAIRFIELD CMNTYS INC	COM	08/12/2001-00/12/2001	3/28/2000	3 275 89	6 498 68	(3 222 79)
12 500 00	FAIRFIELD CMNTYS INC	COM	08/12/2001-00/12/2001	4/18/2000	100 934 11	201 677 13	(100 743 02)
500 00	FASSTENAL CO	COM	08/12/2001-00/12/2001	1/31/2000	22 540 49	22 378 56	161 93
2 100 00	FASSTENAL CO	COM	08/12/2001-00/12/2001	1/31/2000	94 670 09	93 160 54	1 509 55
300 00	FRONTLINE CAP GROUP	COM	08/12/2001-00/12/2001	8/8/2000	5 512 31	17 781 04	(12 268 73)
200 00	FRONTLINE CAP GROUP	COM	08/12/2001-00/12/2001	8/9/2000	3 348 88	11 635 36	(8 286 48)
8 800 00	GENAUSANCE PHARMACEUTICALS	COM	08/12/2001-00/12/2001	8/11/2000	148 868 13	511 887 63	(363 019 50)
2 100 00	GENAUSANCE PHARMACEUTICALS	COM	08/12/2001-00/12/2001	8/10/2000	123 872 02	114 400 00	9 472 02
1 900 00	GENAUSANCE PHARMACEUTICALS	COM	08/12/2001-00/12/2001	10/17/2000	29 111 19	27 300 00	1 811 19
1 200 00	GENE LOGIC	COM	08/12/2001-00/12/2001	10/18/2000	34 186 86	24 700 00	9 486 86
500 00	GENE LOGIC	COM	08/12/2001-00/12/2001	8/7/2000	23 208 78	91 200 00	(67 991 22)
500 00	GENE LOGIC	COM	08/12/2001-00/12/2001	8/8/2000	8 937 16	38 000 00	(29 062 84)
700 00	GENE LOGIC	COM	08/12/2001-00/12/2001	8/8/2000	8 787 17	33 004 91	(24 217 74)
700 00	GENE LOGIC	COM	08/12/2001-00/12/2001	8/8/2000	12 442 08	43 245 75	(30 803 67)
700 00	GENE LOGIC	COM	08/12/2001-00/12/2001	8/8/2000	12 623 65	43 033 83	(30 410 18)
700 00	GENE LOGIC	COM	08/12/2001-00/12/2001	8/10/2000	11 354 53	43 033 83	(31 679 30)
600 00	GENE LOGIC	COM	08/12/2001-00/12/2001	8/10/2000	14 824 51	55 246 64	(40 422 13)
700 00	GENE LOGIC	COM	08/12/2001-00/12/2001	8/10/2000	11 304 82	43 033 83	(31 729 01)
600 00	GENE LOGIC	COM	08/12/2001-00/12/2001	8/11/2000	10 051 82	34 505 75	(24 453 93)
1 500 00	GENE LOGIC	COM	08/12/2001-00/12/2001	8/14/2000	25 731 18	84 000 00	(58 268 82)
700 00	GENE LOGIC	COM	08/12/2001-00/12/2001	8/21/2000	12 860 82	38 788 19	(25 927 37)
200 00	GENE LOGIC	COM	08/12/2001-00/12/2001	8/22/2000	3 215 49	10 586 38	(7 370 89)
100 00	GENE LOGIC	COM	08/12/2001-00/12/2001	8/23/2000	1 779 84	5 298 19	(3 518 35)
800 00	GENE LOGIC	COM	08/12/2001-00/12/2001	8/24/2000	11 306 24	31 401 87	(20 095 63)
3 100 00	HAIN CELESTIAL GROUP INC	COM	08/12/2001-00/12/2001	8/15/2000	65 026 75	86 201 01	(21 174 26)
2 300 00	HAIN CELESTIAL GROUP INC	COM	08/12/2001-00/12/2001	8/15/2000	62 436 23	72 895 05	(10 458 82)
2 800 00	HAIN CELESTIAL GROUP INC	COM	08/12/2001-00/12/2001	8/15/2000	78 085 39	81 811 13	(2 725 74)
8 83	HARMONIC INC	COM	08/12/2001-00/12/2001	5/15/2000	48 41	58 48	(10 072)
7 000 00	HARMONIC INC	COM	08/12/2001-00/12/2001	8/13/2000	255 227 58	476 321 73	(221 094 15)
5 800 00	HEALTH NET INC	COM	08/12/2001-00/12/2001	1/24/2000	128 633 90	93 510 50	35 123 40
1 900 00	HEALTH NET INC	COM	08/12/2001-00/12/2001	1/25/2000	42 987 44	30 632 73	12 354 71
5 800 00	HEALTH NET INC	COM	08/12/2001-00/12/2001	1/21/2000	128 148 03	93 510 50	34 637 53
4 700 00	HEALTH NET INC	COM	08/12/2001-00/12/2001	1/21/2000	103 302 55	75 775 75	27 526 80
2 200 00	HEALTH NET INC	COM	08/12/2001-00/12/2001	1/21/2000	46 094 83	35 469 50	10 625 33
3 000 00	HEALTH NET INC	COM	08/12/2001-00/12/2001	1/21/2000	62 634 40	40 288 75	22 345 65
2 400 00	HOTJOBS COM LTD	COM	08/12/2001-00/12/2001	2/2/2000	74 781 26	72 000 00	2 781 26
1 000 00	HOTJOBS COM LTD	COM	08/12/2001-00/12/2001	2/3/2000	38 636 73	36 000 00	2 636 73
9 000 00	HOTJOBS COM LTD	COM	08/12/2001-00/12/2001	3/6/2000	26 354 12	30 000 00	(3 645 88)
2 300 00	INFOSPACE COM INC	COM	08/12/2001-00/12/2001	3/6/2000	233 812 20	270 000 00	(36 187 80)
500 00	INFOSPACE COM INC	COM	08/12/2001-00/12/2001	1/31/2000	317 274 42	54 811 85	262 462 57
1 800 00	INFOSPACE COM INC	COM	08/12/2001-00/12/2001	3/1/2000	73 028 81	11 070 55	61 958 26
1 500 00	INFOSPACE COM INC	COM	08/12/2001-00/12/2001	3/15/2000	308 002 81	37 185 78	271 817 03
1 100 00	INFOSPACE COM INC	COM	08/12/2001-00/12/2001	3/16/2000	263 068 03	34 881 65	228 186 3

THE ROCKEFELLER FOUNDATION
EMPLOYEE ID NO 13-165629
GAIN AND LOSSES FOR TAX ON INVESTMENT INCOME
FORM 990 PF 2000 PART IV

Par	Security Name	Security Description	Date Bought	Date Sold	Proceeds	Cost	Realized
2 500 00	INTERLEAF INC	COM NEW	06/12/21-00/12/21	2/15/2000	149 995 00	85 848 88	54 340 32
1 300 00	INTERLEAF INC	COM NEW	06/12/21-00/12/21	2/18/2000	76 958 84	47 834 22	31 124 62
1 800 00	IRON MTN INC DEL	COM	06/12/21-00/12/21	1/7/2000	56 290 07	56 895 50	2 504 52
8 000 00	IRON MTN INC DEL	COM	06/12/21-00/12/21	1/10/2000	287 904 82	270 878 50	17 026 12
3 300 00	Q TECHNOLOGIES INC	COM	06/12/21-00/12/21	6/19/2000	393 007 05	61 394 32	331 672 73
1 300 00	Q TECHNOLOGIES INC	COM	06/12/21-00/12/21	6/20/2000	186 253 22	24 185 64	147 069 58
400 00	Q TECHNOLOGIES INC	COM	06/12/21-00/12/21	8/21/2000	50 148 32	7 441 73	42 706 59
830 00	Q TECHNOLOGIES INC	COM	06/12/21-00/12/21	6/22/2000	103 190 96	15 441 80	8 749 30
2 000 00	LINENS N THINGS INC	COM	06/12/21-00/12/21	1/7/2000	50 319 51	73 817 49	123 498 36
2 700 00	LINENS N THINGS INC	COM	06/12/21-00/12/21	1/10/2000	69 788 81	94 871 54	125 187 93
1 200 00	LINENS N THINGS INC	COM	06/12/21-00/12/21	1/11/2000	30 780 87	41 411 44	110 650 47
300 00	LINENS N THINGS INC	COM	06/12/21-00/12/21	1/12/2000	7 708 74	10 270 20	12 563 55
3 700 00	LIQUID AUDIO INC	COM	06/12/21-00/12/21	1/5/2000	102 419 24	85 336 43	17 082 81
7 500 00	LIQUID AUDIO INC	COM	06/12/21-00/12/21	1/6/2000	207 475 33	172 879 25	34 596 08
700 00	MRY COMMUNICATIONS INC	COM	06/12/21-00/12/21	10/24/2000	34 795 83	49 342 87	114 54 14
2 000 00	MRY COMMUNICATIONS INC	COM	06/12/21-00/12/21	10/24/2000	87 259 35	150 156 60	152 897 25
700 00	MANUGISTICS GROUP INC	COM	06/12/21-00/12/21	7/21/2000	43 901 69	39 257 75	4 643 94
1 000 00	MANUGISTICS GROUP INC	COM	06/12/21-00/12/21	7/21/2000	100 964 63	80 070 75	10 894 88
800 00	MANUGISTICS GROUP INC	COM	06/12/21-00/12/21	8/10/2000	52 842 45	48 782 80	4 070 65
2 000 00	MANUGISTICS GROUP INC	COM	06/12/21-00/12/21	8/16/2000	124 813 03	105 280 32	19 532 71
400 00	MANUGISTICS GROUP INC	COM	06/12/21-00/12/21	8/17/2000	23 518 21	20 847 04	2 672 17
1 700 00	MANUGISTICS GROUP INC	COM	06/12/21-00/12/21	8/18/2000	65 520 83	88 508 44	7 014 38
700 00	MANUGISTICS GROUP INC	COM	06/12/21-00/12/21	8/18/2000	11 237 12	10 423 52	813 60
700 00	MANUGISTICS GROUP INC	COM	06/12/21-00/12/21	8/21/2000	40 203 71	38 183 87	4 009 74
400 00	MANUGISTICS GROUP INC	COM	06/12/21-00/12/21	8/22/2000	22 777 00	20 628 80	2 148 20
300 00	MANUGISTICS GROUP INC	COM	06/12/21-00/12/21	8/23/2000	16 981 77	15 411 60	1 570 17
800 00	MANUGISTICS GROUP INC	COM	06/12/21-00/12/21	8/24/2000	51 725 77	46 414 80	5 310 97
500 00	MANUGISTICS GROUP INC	COM	06/12/21-00/12/21	8/25/2000	26 754 74	25 786 00	7 968 24
10 000 00	MAXIM PHARMACEUTICALS INC	COM	06/12/21-00/12/21	12/14/2000	101 500 68	512 681 22	(411 180 54)
800 00	METAMOR WORLDWIDE INC	COM	06/12/21-00/12/21	3/1/2000	12 146 47	14 545 94	(2 399 47)
200 00	METAMOR WORLDWIDE INC	COM	06/12/21-00/12/21	3/2/2000	4 003 24	4 860 94	(857 0)
500 00	METAMOR WORLDWIDE INC	COM	06/12/21-00/12/21	3/2/2000	10 034 06	11 400 00	1 365 94
1 000 00	METAMOR WORLDWIDE INC	COM	06/12/21-00/12/21	3/2/2000	20 042 13	22 248 58	12 20 45
100 00	METAMOR WORLDWIDE INC	COM	06/12/21-00/12/21	3/6/2000	1 999 93	2 192 86	(192 93)
400 00	METAMOR WORLDWIDE INC	COM	06/12/21-00/12/21	3/7/2000	1 799 94	2 192 86	(392 92)
400 00	METAMOR WORLDWIDE INC	COM	06/12/21-00/12/21	3/8/2000	7 208 00	8 381 24	1 173 24
1 700 00	METAMOR WORLDWIDE INC	COM	06/12/21-00/12/21	3/10/2000	78 179 55	89 641 93	11 462 38
800 00	METAMOR WORLDWIDE INC	COM	06/12/21-00/12/21	3/13/2000	14 518 15	16 782 48	12 246 33
300 00	METAMOR WORLDWIDE INC	COM	06/12/21-00/12/21	3/13/2000	5 456 06	6 285 93	(829 87)
600 00	METAMOR WORLDWIDE INC	COM	06/12/21-00/12/21	3/14/2000	10 800 59	12 459 38	(1 598 7)
200 00	METAMOR WORLDWIDE INC	COM	06/12/21-00/12/21	3/14/2000	3 068 87	4 180 82	(520 75)
100 00	METAMOR WORLDWIDE INC	COM	06/12/21-00/12/21	3/15/2000	1 790 94	2 072 81	(277 87)
800 00	METAMOR WORLDWIDE INC	COM	06/12/21-00/12/21	3/16/2000	9 904 34	12 375 88	(2 471 54)
1 000 00	METAMOR WORLDWIDE INC	COM	06/12/21-00/12/21	3/17/2000	14 512 01	17 085 81	(3 473 80)
200 00	METAMOR WORLDWIDE INC	COM	06/12/21-00/12/21	3/20/2000	10 349 85	10 512 00	(162 05)
6 100 00	METAMOR WORLDWIDE INC	COM	06/12/21-00/12/21	3/21/2000	3 224 89	3 002 40	(877 51)
1 300 00	MINIMED INC	COM	06/12/21-00/12/21	3/22/2000	200 141 64	117 214 99	82 926 65
800 00	MINIMED INC	COM	06/12/21-00/12/21	6/13/2000	131 191 36	73 267 48	5 823 88
800 00	MINIMED INC	COM	06/12/21-00/12/21	6/14/2000	82 587 40	45 087 68	37 499 72
1 100 00	MINIMED INC	COM	06/12/21-00/12/21	8/7/2000	126 372 43	50 723 84	75 648 59
1 390 00	MINIMED INC	COM	06/12/21-00/12/21	10/6/2000	85 031 78	30 997 78	54 034 00
700 00	MINIMED INC	COM	06/12/21-00/12/21	10/9/2000	105 486 87	38 166 92	66 319 95
210 00	MINIMED INC	COM	06/12/21-00/12/21	10/10/2000	15 420 10	5 635 98	9 784 14
1 600 00	NBC INTERNET INC	CL A	06/12/21-00/12/21	10/11/2000	16 085 87	5 917 76	10 168 11
500 00	NBC INTERNET INC	CL A	06/12/21-00/12/21	4/6/2000	61 114 60	86 317 30	125 202 70
400 00	NBC INTERNET INC	CL A	06/12/21-00/12/21	4/7/2000	18 918 81	26 974 15	(8 055 34)
300 00	NBC INTERNET INC	CL A	06/12/21-00/12/21	4/7/2000	15 237 01	21 579 32	(6 342 31)
700 00	NBC INTERNET INC	CL A	06/12/21-00/12/21	4/10/2000	11 403 00	16 184 49	(4 781 49)
800 00	NBC INTERNET INC	CL A	06/12/21-00/12/21	4/10/2000	25 356 93	37 783 82	(12 426 89)
500 00	NBC INTERNET INC	CL A	06/12/21-00/12/21	4/11/2000	25 145 80	43 158 65	(18 012 85)
2 100 00	NBC INTERNET INC	CL A	06/12/21-00/12/21	4/12/2000	14 578 30	26 874 15	(12 295 78)
500 00	NBC INTERNET INC	CL A	06/12/21-00/12/21	4/13/2000	52 209 29	113 281 45	(61 072 16)
500 00	NBC INTERNET INC	CL A	06/12/21-00/12/21	4/14/2000	10 579 54	26 874 16	(16 294 62)
5 800 00	NATURAL MICROSYSTEMS CORP	COM	06/12/21-00/12/21	12/8/2000	51 869 30	372 082 21	(260 212 91)
2 000 00	NATURAL MICROSYSTEMS CORP	COM	06/12/21-00/12/21	12/11/2000	17 806 40	86 183 15	(68 376 75)
9 000 00	NETEGRITY INC	COM	06/12/21-00/12/21	1/3/2000	614 411 82	370 485 47	243 926 35
1 800 00	NETRO CORP	COM	06/12/21-00/12/21	8/7/2000	102 715 01	97 814 84	4 890 17
800 00	NETRO CORP	COM	06/12/21-00/12/21	8/8/2000	51 415 01	48 803 31	2 611 70
200 00	OMNIPONT CORP	COM	06/12/21-00/12/21	2/18/2000	26 120 52	6 481 76	19 638 76
4 900 00	OMNIPONT CORP	COM	06/12/21-00/12/21	2/28/2000	242 209 81	158 313 12	83 956 69
7 800 00	OMI SYS CORP	COM	06/12/21-00/12/21	6/1/2000	679 241 67	107 500 00	431 741 67
33 800 00	ORATEC INTERVENTIONS INC DEL	COM	06/12/21-00/12/21	4/10/2000	897 006 76	473 200 00	523 806 76
1 500 00	OXFORD HEALTH PLANS INC	COM	06/12/21-00/12/21	12/4/2000	57 620 87	23 882 80	33 738 07
800 00	OXFORD HEALTH PLANS INC	COM	06/12/21-00/12/21	12/5/2000	35 494 99	14 456 25	21 038 74
700 00	OXFORD HEALTH PLANS INC	COM	06/12/21-00/12/21	12/6/2000	8 032 69	3 173 20	4 859 48
300 00	OXFORD HEALTH PLANS INC	COM	06/12/21-00/12/21	12/12/2000	11 500 53	4 812 50	6 678 03
5 900 00	OXFORD HEALTH PLANS INC	COM	06/12/21-00/12/21	12/12/2000	218 178 56	87 965 18	130 213 38
1 300 00	OXFORD HEALTH PLANS INC	COM	06/12/21-00/12/21	12/13/2000	44 552 86	18 887 50	25 665 36
700 00	OXFORD HEALTH PLANS INC	COM	06/12/21-00/12/21	12/14/2000	7 599 74	3 075 00	4 524 74
700 00	PACIFIC SUNWEAR OF CALIF	COM	06/12/21-00/12/21	1/7/2000	22 242 87	16 816 86	5 426 01
200 00	PACIFIC SUNWEAR OF CALIF	COM	06/12/21-00/12/21	1/10/2000	6 212 28	4 727 08	1 485 21
200 00	PACIFIC SUNWEAR OF CALIF	COM	06/12/21-00/12/21	1/11/2000	5 831 06	4 727 08	1 203 98
500 00	PACIFIC SUNWEAR OF CALIF	COM	06/12/21-00/12/21	1/12/2000	14 399 52	11 817 70	2 581 82
900 00	PACIFIC SUNWEAR OF CALIF	COM	06/12/21-00/12/21	1/13/2000	25 781 64	21 055 05	4 726 59
5 300 00	PAIRGAIN TECHNOLOGIES INC	COM	06/12/21-00/12/21	4/18/2000	128 067 18	86 086 48	43 870 70
4 300 00	PAIRGAIN TECHNOLOGIES INC	COM	06/12/21-00/12/21	4/20/2000	89 656 88	83 619 69	26 037 19
2 500 00	PAIRGAIN TECHNOLOGIES INC	COM	06/12/21-00/12/21	5/16/2000	66 534 78	32 440 25	34 094 53
4 600 00	PAIRGAIN TECHNOLOGIES INC	COM	06/12/21-00/12/21	5/16/2000	119 883 50	58 708 87	60 174 63
9 100 00	PAIRGAIN TECHNOLOGIES INC	COM	06/12/21-00/12/21	5/17/2000	235 942 30	117 820 42	118 121 87
1 200 00	PAIRGAIN TECHNOLOGIES INC	COM	06/12/21-00/12/21	5/18/2000	31 198 98	15 297 92	15 901 06
5 800 00	PAIRGAIN TECHNOLOGIES INC	COM	06/12/21-00/12/21	5/22/2000	141 655 73	72 777 15	68 878 58
2 300 00	PAIRGAIN TECHNOLOGIES INC	COM	06/12/21-00/12/21	5/23/2000	58 612 49	25 156 25	33 456 24
1 200 00	PEGASUS COMMUNICATIONS CORP	CL A	06/12/21-00/12/21	10/6/2000	51 714 91	27 083 74	24 631 17
157 00	PEGASUS COMMUNICATIONS CORP	CL A	06/12/21-00/12/21	10/6/2000	8 593 78	3 527 59	3 066 19
1 100 00	PEGASUS COMMUNICATIONS CORP	CL A	06/12/21-00/12/21	10/12/2000	39 058 38	24 716 83	14 352 75
2 700 00	PEGASUS COMMUNICATIONS CORP	CL A	06/12/21-00/12/21	10/13/2000	87 529 38	58 378 07	38 151 31
800 00	PEGASUS COMMUNICATIONS CORP	CL A	06/12/21-00/12/21	10/16/2000	29 319 07	17 521 54	11 797 48
200 00	PEGASUS COMMUNICATIONS CORP	CL A	06/12/21-00/12/21	10/17/2000	22 048 26	13 093 74	8 954 52
300 00	PEGASUS COMMUNICATIONS CORP	CL A	06/12/21-00/12/21	10/18/2000	7 196 76	4 364 58	2 832 18
800 00	PEGASUS COMMUNICATIONS CORP	CL A	06/12/21-00/12/21	10/23/2000	11 024 03	8 546 87	4 477 16
500 00	PEGASUS COMMUNICATIONS CORP	CL A	06/12/21-00/12/21	10/27/2000	29 538 02	17 437 52	11 901 50
1 000 00	PEGASUS COMMUNICATIONS CORP	CL A	06/12/21-00/12/21	10/31/2000	17 148 40	10 895 83	6 252 57
643 00	PEGASUS COMMUNICATIONS CORP	CL A	06/12/21-00/12/21	11/1/2000	36 927 36	21 311 34	15 616 02
2 600 00	PEREGRINE SYS INC	COM	06/12/21-00/12/21	11/22/2000	24 031 32	13 838 02	10 193 30
1 400 00	PEREGRINE SYS INC	COM	06/12/21-00/12/21	3/10/2000	193 804 81	100 904 56	92 900 25
2 300 00	PILOT NETWORK SVCS INC	COM	06/12/21-00/12/21	7/21/2000	42 148 93	43 318 75	(1 170 22)
800 00	PLANTRONICS INC NEW	COM	06/12/21-00/12/21	4/6/2000	65 780 31	100 738 56	(35 458 24)
5 400 00	PLANTRONICS INC NEW	COM	06/12/21-00/12/21	8/7/2000	116 827 38	77 281 02	39 546 36
1 100 00	PLEXUS CORP	COM					

THE ROCKEFELLER FOUNDATION
 EMPLOYEE ID NO 13-165629
 GAIN AND LOSSES FOR TAX ON INVESTMENT INCOME
 FORM 990 PF 2000 PART IV

Part	Security Name	Security Description	Date Bought	Date Sold	Proceeds	Cost	Realized
1 000 00	POWERWAVE TECHNOLOGIES INC	COM	06/12/21-00/12/31	3/13/2000	180 452.78	55 492.70	130 960.08
500 00	POWERWAVE TECHNOLOGIES INC	COM	06/12/21-00/12/31	3/14/2000	97 933.73	27 586.50	70 347.23
1 000 00	POWERWAVE TECHNOLOGIES INC	COM	06/12/21-00/12/31	5/27/2000	234 440.48	58 066.12	175 474.34
3 800 00	POWERWAVE TECHNOLOGIES INC	COM	06/12/21-00/12/31	6/18/2000	182 313.10	58 143.78	134 169.34
200 00	POWERWAVE TECHNOLOGIES INC	COM	06/12/21-00/12/31	6/18/2000	10 043.42	3 045.83	6 997.59
1 500 00	POWERWAVE TECHNOLOGIES INC	COM	06/12/21-00/12/31	12/5/2000	101 062.86	45 825.78	55 237.08
1 600 00	POWERWAVE TECHNOLOGIES INC	COM	06/12/21-00/12/31	12/5/2000	108 286.47	24 168.91	84 117.56
3 000 00	POWERWAVE TECHNOLOGIES INC	COM	06/12/21-00/12/31	12/6/2000	179 593.53	3 021.11	10 978.42
8 100 00	POWERTEL INC	COM	06/12/21-00/12/31	8/28/2000	683 329.00	323 784.78	339 544.22
1 300 00	PRECISION DRILLING CORP	COM	06/12/21-00/12/31	10/30/2000	37 212.42	35 142.17	2 070.25
1 800 00	PRECISION DRILLING CORP	COM	06/12/21-00/12/31	10/31/2000	51 072.57	48 530.70	2 541.87
5 500 00	PRIORITY HEALTHCARE CORP	CL B	06/12/21-00/12/31	12/11/2000	208 377.60	131 157.33	77 220.27
1 000 00	PRIORITY HEALTHCARE CORP	CL B	06/12/21-00/12/31	12/22/2000	38 948.40	23 988.80	14 959.60
100 00	PROXIM INC	COM	06/12/21-00/12/31	11/02/2000	8 284.57	5 178.94	3 105.63
100 00	PROXIM INC	COM	06/12/21-00/12/31	11/02/2000	8 809.68	5 178.94	3 630.74
200 00	PROXIM INC	COM	06/12/21-00/12/31	11/02/2000	17 389.42	10 357.68	7 031.74
300 00	PROXIM INC	COM	06/12/21-00/12/31	11/02/2000	26 129.54	15 536.82	10 592.72
800 00	PROXIM INC	COM	06/12/21-00/12/31	11/02/2000	52 082.07	31 073.64	21 008.43
400 00	PROXIM INC	COM	06/12/21-00/12/31	11/11/2000	34 246.61	20 715.78	13 530.83
100 00	PROXIM INC	COM	06/12/21-00/12/31	11/12/2000	8 589.71	4 490.65	4 099.06
200 00	PROXIM INC	COM	06/12/21-00/12/31	11/12/2000	16 974.43	10 161.18	6 813.25
1 400 00	PROXIM INC	COM	06/12/21-00/12/31	11/12/2000	118 968.03	69 751.36	49 216.67
100 00	PROXIM INC	COM	06/12/21-00/12/31	11/13/2000	8 377.08	4 982.74	3 394.34
1 200 00	PROXIM INC	COM	06/12/21-00/12/31	11/13/2000	100 204.83	59 786.88	40 417.95
900 00	PROXIM INC	COM	06/12/21-00/12/31	11/14/2000	78 605.04	40 909.04	37 696.00
100 00	PROXIM INC	COM	06/12/21-00/12/31	11/15/2000	8 824.77	4 951.89	3 872.88
100 00	PROXIM INC	COM	06/12/21-00/12/31	11/15/2000	6 756.38	4 959.80	1 796.58
1 300 00	PUMA TECHNOLOGY INC	COM	06/12/21-00/12/31	8/8/2000	26 384.05	102 781.25	(76 397.20)
1 000 00	PUMA TECHNOLOGY INC	COM	06/12/21-00/12/31	8/8/2000	20 169.32	85 583.14	(65 413.82)
100 00	PUMA TECHNOLOGY INC	COM	06/12/21-00/12/31	8/8/2000	7 022.63	7 906.75	(5 884.12)
200 00	PUMA TECHNOLOGY INC	COM	06/12/21-00/12/31	8/8/2000	4 049.86	15 812.50	(11 762.64)
800 00	PUMA TECHNOLOGY INC	COM	06/12/21-00/12/31	8/8/2000	12 149.59	47 437.50	(35 287.91)
300 00	PUMA TECHNOLOGY INC	COM	06/12/21-00/12/31	8/10/2000	5 671.70	23 863.28	(17 991.58)
800 00	PUMA TECHNOLOGY INC	COM	06/12/21-00/12/31	8/11/2000	11 006.15	47 305.11	(36 298.96)
200 00	PUMA TECHNOLOGY INC	COM	06/12/21-00/12/31	8/14/2000	3 704.87	15 666.00	(11 961.13)
5 000 00	PUMA TECHNOLOGY INC	COM	06/12/21-00/12/31	11/21/2000	41 135.82	208 162.51	(167 026.69)
700 00	RSA SEC INC	COM	06/12/21-00/12/31	7/5/2000	48 070.82	43 161.81	4 909.01
1 400 00	RSA SEC INC	COM	06/12/21-00/12/31	8/11/2000	84 209.43	54 520.86	29 688.57
200 00	RSA SEC INC	COM	06/12/21-00/12/31	8/14/2000	11 999.60	7 612.50	4 387.10
300 00	RSA SEC INC	COM	06/12/21-00/12/31	8/15/2000	18 258.14	11 418.75	6 839.39
200 00	RADIANT SYS INC	COM	06/12/21-00/12/31	2/4/2000	10 809.83	2 812.50	7 997.33
700 00	RADIANT SYS INC	COM	06/12/21-00/12/31	2/10/2000	38 375.73	9 843.75	28 531.98
100 00	RADIANT SYS INC	COM	06/12/21-00/12/31	2/11/2000	5 406.06	1 406.25	3 999.81
5 900 00	RADIANT SYS INC	COM	06/12/21-00/12/31	3/2/2000	536 171.76	82 843.54	453 328.22
200 00	REMEDY CORP	COM	06/12/21-00/12/31	10/3/2000	3 424.88	5 000.00	(1 575.12)
5 900 00	RENAL CARE GROUP INC	COM	06/12/21-00/12/31	1/7/2000	152 567.14	107 450.00	45 117.14
1 700 00	RENAL CARE GROUP INC	COM	06/12/21-00/12/31	1/10/2000	45 149.30	30 000.00	15 149.30
4 000 00	RENAL CARE GROUP INC	COM	06/12/21-00/12/31	1/10/2000	108 015.06	72 000.00	36 015.06
800 00	RENAL CARE GROUP INC	COM	06/12/21-00/12/31	1/11/2000	15 874.47	10 800.00	5 074.47
800 00	RENAL CARE GROUP INC	COM	06/12/21-00/12/31	1/11/2000	15 005.25	10 800.00	4 205.25
200 00	RENAL CARE GROUP INC	COM	06/12/21-00/12/31	1/13/2000	5 228.88	3 600.00	1 628.88
1 200 00	RENAL CARE GROUP INC	COM	06/12/21-00/12/31	1/14/2000	31 430.19	21 600.00	9 830.19
800 00	RENAL CARE GROUP INC	COM	06/12/21-00/12/31	1/18/2000	15 197.49	10 800.00	4 397.49
183 00	RESEARCH IN MOTION LTD	COM	06/12/21-00/12/31	1/25/2000	13 332.66	5 993.71	7 338.95
90 00	RESEARCH IN MOTION LTD	COM	06/12/21-00/12/31	1/26/2000	8 472.31	2 947.50	5 524.81
59 00	RESEARCH IN MOTION LTD	COM	06/12/21-00/12/31	1/27/2000	4 112.67	1 932.25	2 180.42
68 00	RESEARCH IN MOTION LTD	COM	06/12/21-00/12/31	2/1/2000	4 782.21	2 227.00	2 555.21
483 00	RESEARCH IN MOTION LTD	COM	06/12/21-00/12/31	2/28/2000	73 828.62	15 615.87	58 212.75
804 00	RESEARCH IN MOTION LTD	COM	06/12/21-00/12/31	2/28/2000	92 970.62	19 274.84	73 695.78
1 300 00	RESEARCH IN MOTION LTD	COM	06/12/21-00/12/31	2/28/2000	199 516.42	39 975.00	159 541.42
2 013 00	RESEARCH IN MOTION LTD	COM	06/12/21-00/12/31	2/28/2000	306 812.44	67 477.67	239 334.77
2 482 00	RESEARCH IN MOTION LTD	COM	06/12/21-00/12/31	3/1/2000	362 338.48	75 706.50	286 631.98
1 238 00	RESEARCH IN MOTION LTD	COM	06/12/21-00/12/31	3/2/2000	187 480.60	37 453.14	150 027.46
6 000 00	RESONATE INC	COM	06/12/21-00/12/31	8/3/2000	273 131.23	138 600.00	134 531.23
700 00	ROWAN COS INC	COM	06/12/21-00/12/31	10/30/2000	17 003.55	17 150.00	(146.45)
100 00	SALEM COMMUNICATIONS CORP DEL	CL A	06/12/21-00/12/31	4/10/2000	1 174.96	2 773.44	(1 598.48)
2 000 00	SALEM COMMUNICATIONS CORP DEL	CL A	06/12/21-00/12/31	4/13/2000	17 999.40	54 728.90	(36 729.50)
400 00	SALEM COMMUNICATIONS CORP DEL	CL A	06/12/21-00/12/31	4/14/2000	3 474.88	10 848.30	(7 373.42)
300 00	SALEM COMMUNICATIONS CORP DEL	CL A	06/12/21-00/12/31	4/18/2000	2 343.67	8 134.77	(5 791.10)
1 200 00	SALEM COMMUNICATIONS CORP DEL	CL A	06/12/21-00/12/31	4/19/2000	8 624.71	32 317.02	(23 692.31)
800 00	SALEM COMMUNICATIONS CORP DEL	CL A	06/12/21-00/12/31	4/20/2000	6 137.31	21 396.84	(15 259.53)
200 00	SALEM COMMUNICATIONS CORP DEL	CL A	06/12/21-00/12/31	4/24/2000	1 524.94	5 349.18	(3 824.24)
700 00	SALEM COMMUNICATIONS CORP DEL	CL A	06/12/21-00/12/31	4/25/2000	5 312.33	15 750.00	(10 437.67)
1 200 00	SALEM COMMUNICATIONS CORP DEL	CL A	06/12/21-00/12/31	4/26/2000	9 349.72	27 000.00	(17 650.28)
500 00	SALEM COMMUNICATIONS CORP DEL	CL A	06/12/21-00/12/31	4/27/2000	3 849.86	11 250.00	(7 400.14)
200 00	SALEM COMMUNICATIONS CORP DEL	CL A	06/12/21-00/12/31	4/28/2000	1 549.84	4 500.00	(2 950.16)
400 00	SALEM COMMUNICATIONS CORP DEL	CL A	06/12/21-00/12/31	5/1/2000	3 199.89	9 000.00	(5 800.11)
100 00	SALEM COMMUNICATIONS CORP DEL	CL A	06/12/21-00/12/31	5/2/2000	787.47	2 250.00	(1 462.53)
600 00	SALEM COMMUNICATIONS CORP DEL	CL A	06/12/21-00/12/31	5/3/2000	4 649.84	13 500.00	(8 850.16)
600 00	SALEM COMMUNICATIONS CORP DEL	CL A	06/12/21-00/12/31	5/4/2000	4 737.32	13 500.00	(8 762.68)
400 00	SALEM COMMUNICATIONS CORP DEL	CL A	06/12/21-00/12/31	5/5/2000	3 199.89	9 000.00	(5 800.11)
300 00	SALEM COMMUNICATIONS CORP DEL	CL A	06/12/21-00/12/31	5/5/2000	2 400.30	6 750.00	(4 349.70)
600 00	SALEM COMMUNICATIONS CORP DEL	CL A	06/12/21-00/12/31	5/6/2000	4 815.48	13 500.00	(8 684.52)
800 00	SALEM COMMUNICATIONS CORP DEL	CL A	06/12/21-00/12/31	5/9/2000	4 881.39	13 500.00	(8 618.61)
400 00	SALEM COMMUNICATIONS CORP DEL	CL A	06/12/21-00/12/31	5/10/2000	3 249.89	9 000.00	(5 750.11)
1 400 00	SALEM COMMUNICATIONS CORP DEL	CL A	06/12/21-00/12/31	5/11/2000	12 788.63	29 878.58	(17 089.95)
1 400 00	SALEM COMMUNICATIONS CORP DEL	CL A	06/12/21-00/12/31	5/12/2000	18 821.12	28 312.48	(9 491.36)
1 300 00	SALEM COMMUNICATIONS CORP DEL	CL A	06/12/21-00/12/31	5/15/2000	14 330.81	28 280.18	(13 949.37)
1 200 00	SALEM COMMUNICATIONS CORP DEL	CL A	06/12/21-00/12/31	5/18/2000	13 862.02	24 251.85	(10 389.83)
1 800 00	SALEM COMMUNICATIONS CORP DEL	CL A	06/12/21-00/12/31	5/17/2000	17 820.05	30 254.85	(12 434.80)
400 00	SALEM COMMUNICATIONS CORP DEL	CL A	06/12/21-00/12/31	5/18/2000	4 937.35	8 087.96	(3 150.61)
300 00	SALEM COMMUNICATIONS CORP DEL	CL A	06/12/21-00/12/31	5/19/2000	3 637.37	8 050.87	(4 413.50)
500 00	SALEM COMMUNICATIONS CORP DEL	CL A	06/12/21-00/12/31	5/22/2000	5 874.80	10 084.95	(4 210.15)
700 00	SALEM COMMUNICATIONS CORP DEL	CL A	06/12/21-00/12/31	5/23/2000	7 800.14	14 118.83	(6 318.69)
400 00	SALEM COMMUNICATIONS CORP DEL	CL A	06/12/21-00/12/31	5/25/2000	4 448.85	8 050.87	(3 602.02)
100 00	SALEM COMMUNICATIONS CORP DEL	CL A	06/12/21-00/12/31	5/31/2000	1 033.29	2 000.00	(966.71)
200 00	SALEM COMMUNICATIONS CORP DEL	CL A	06/12/21-00/12/31	6/1/2000	2 012.43	4 000.00	(1 987.57)
200 00	SALEM COMMUNICATIONS CORP DEL	CL A	06/12/21-00/12/31	6/2/2000	2 078.09	4 000.00	(1 921.91)
700 00	SALEM COMMUNICATIONS CORP DEL	CL A	06/12/21-00/12/31	6/5/2000	7 345.75	14 000.00	(6 654.25)
1 800 00	SANDESK CORP	COM	06/12/21-00/12/31	7/11/2000	110 721.56	68 864.86	41 856.70
3 800 00	SANDESK CORP	COM	06/12/21-00/12/31	10/19/2000	230 098.00	180 244.85	49 853.15
2 800 00	SANDESK CORP	COM	06/12/21-00/12/31	10/20/2000	174 825.41	100 778.36	74 047.05
2 500 00	SANDESK CORP	COM	06/12/21-00/12/31	10/23/2000	158 188.29	85 000.00	73 188.29
1 500 00	SANDESK CORP	COM	06/12/21-00/12/31	10/24/2000	87 883.01	49 080.57	38 802.44
1 300 00	SANTA CRUZ OPERATION INC	COM	06/12/21-00/12/31	8/22/2000	8 827.15	30 808.18	(21 981.03)
2 800 00	SANTA CRUZ OPERATION INC	COM	06/12/21-00/12/31	8/21/2000	18 816.16	86 356.08	(67 539.92)
800 00	SANTA CRUZ OPERATION INC	COM	06/12/21-00/12/31	8/22/2000	3 312.39	11 849.30	(8 536.91)
2 800 00	SANTA CRUZ OPERATION INC	COM	06/12/21-00/12/31	8/23/2000	18 701.13	86 356.08	(67 654.95)
3 100 00	SANTA CRUZ OPERATION INC	COM	06/12/21-00/12/31	8/28/2000	23 127.70	70 868.25	(47 740.55)
800 00	SANTA CRUZ OPERATION INC	COM	06/12/21-00/12/31	8/27/2000	5 870.84	18 224.24	(12

THE ROCKEFELLER FOUNDATION
EMPLOYEE ID NO 13 165629
GAIN AND LOSSES FOR TAX ON INVESTMENT INCOME
FORM 990 PF 2000 PART IV

Par	Security Name	Security Description	Date Bought	Date Sold	Proceeds	Cost	Realized
700 00	SANTA CRUZ OPERATION INC		05/12/01-00/12/01	0/29/2000	4 443 59	15 848 21	(11 507 82)
2 500 00	SANTA CRUZ OPERATION INC		05/12/01-00/12/01	0/30/2000	15 521 48	54 950 87	(39 429 39)
800 00	SANTA CRUZ OPERATION INC		05/12/01-00/12/01	7/3/2000	3 623 13	12 962 34	(9 339 21)
100 00	SANTA CRUZ OPERATION INC		05/12/01-00/12/01	7/5/2000	818 85	2 160 39	(1 540 54)
800 00	SANTA CRUZ OPERATION INC		05/12/01-00/12/01	7/5/2000	3 701 45	12 962 34	(9 260 89)
500 00	SANTA CRUZ OPERATION INC		05/12/01-00/12/01	7/6/2000	2 031 15	10 801 95	(7 870 80)
500 00	SANTA CRUZ OPERATION INC		05/12/01-00/12/01	7/7/2000	2 087 40	10 801 95	(7 814 55)
900 00	SANTA CRUZ OPERATION INC		05/12/01-00/12/01	7/10/2000	5 075 56	19 443 51	(14 367 95)
3 300 00	SANTA CRUZ OPERATION INC		05/12/01-00/12/01	7/11/2000	14 034 10	67 453 45	(53 419 35)
3 300 00	SANTA CRUZ OPERATION INC		05/12/01-00/12/01	7/12/2000	13 658 57	60 433 29	(52 774 72)
100 00	SCHOLASTIC CORP		05/12/01-00/12/01	2/14/2000	5 818 56	5 784 73	(176 17)
100 00	SCHOLASTIC CORP		05/12/01-00/12/01	2/16/2000	5 412 72	5 784 73	(382 71)
200 00	SCHOLASTIC CORP		05/12/01-00/12/01	2/16/2000	10 807 97	11 557 06	(749 09)
100 00	SCHOLASTIC CORP		05/12/01-00/12/01	2/23/2000	5 078 44	5 578 44	(499 50)
100 00	SCHOLASTIC CORP		05/12/01-00/12/01	2/25/2000	5 089 83	5 578 44	(488 61)
100 00	SCHOLASTIC CORP		05/12/01-00/12/01	2/26/2000	5 128 67	5 578 44	(450 77)
300 00	SCHOLASTIC CORP		05/12/01-00/12/01	3/1/2000	15 718 78	16 738 32	(1 019 54)
100 00	SCHOLASTIC CORP		05/12/01-00/12/01	3/3/2000	5 190 82	5 578 44	(379 62)
1 800 00	SMITH INTL INC	COM	05/12/01-00/12/01	10/11/2000	144 425 92	79 492 99	64 932 93
800 00	SMITH INTL INC	COM	05/12/01-00/12/01	10/12/2000	65 574 61	33 848 00	31 726 61
1 000 00	SMITH INTL INC	COM	05/12/01-00/12/01	10/17/2000	77 080 02	47 060 00	30 020 02
500 00	SMITH INTL INC	COM	05/12/01-00/12/01	10/18/2000	38 141 37	21 030 00	17 111 37
200 00	SMITH INTL INC	COM	05/12/01-00/12/01	10/19/2000	15 262 15	8 412 00	6 850 15
2 800 00	SMITH INTL INC	COM	05/12/01-00/12/01	10/30/2000	171 018 95	108 356 00	62 662 95
700 00	SPECTRIAN CORP	COM	05/12/01-00/12/01	1/20/2000	21 174 29	18 692 20	2 482 09
2 600 00	SPECTRIAN CORP	COM	05/12/01-00/12/01	1/21/2000	66 002 49	65 300 03	702 46
200 00	SPECTRIAN CORP	COM	05/12/01-00/12/01	1/24/2000	4 899 83	4 934 10	(34 27)
400 00	SPECTRIAN CORP	COM	05/12/01-00/12/01	1/25/2000	8 774 70	9 868 20	(1 093 50)
1 200 00	SPECTRIAN CORP	COM	05/12/01-00/12/01	1/25/2000	25 413 47	26 208 40	(795 93)
2 000 00	SPECTRIAN CORP	COM	05/12/01-00/12/01	1/28/2000	45 498 48	48 353 00	(2 854 52)
1 100 00	SPECTRIAN CORP	COM	05/12/01-00/12/01	1/28/2000	25 007 00	26 594 15	(1 587 15)
900 00	SPECTRIAN CORP	COM	05/12/01-00/12/01	1/27/2000	20 284 32	21 758 85	(1 474 53)
400 00	SPECTRIAN CORP	COM	05/12/01-00/12/01	2/2/2000	8 705 84	9 670 80	(964 96)
700 00	SPECTRIAN CORP	COM	05/12/01-00/12/01	2/3/2000	15 232 40	16 923 55	(1 691 15)
800 00	SPECTRIAN CORP	COM	05/12/01-00/12/01	2/3/2000	19 960 25	21 758 85	(1 798 60)
400 00	SPECTRIAN CORP	COM	05/12/01-00/12/01	2/4/2000	8 924 70	9 670 80	(745 90)
200 00	SPECTRIAN CORP	COM	05/12/01-00/12/01	2/7/2000	4 537 34	4 825 30	(287 96)
200 00	SPECTRIAN CORP	COM	05/12/01-00/12/01	2/9/2000	4 524 84	4 825 30	(300 46)
1 000 00	SPECTRIAN CORP	COM	05/12/01-00/12/01	3/1/2000	23 009 63	24 178 50	(1 168 87)
300 00	SPECTRIAN CORP	COM	05/12/01-00/12/01	3/2/2000	8 571 87	7 252 95	(1 318 92)
400 00	SPECTRIAN CORP	COM	05/12/01-00/12/01	3/3/2000	8 630 95	9 570 60	(939 65)
1 900 00	SPECTRIAN CORP	COM	05/12/01-00/12/01	3/6/2000	37 018 46	45 935 35	(8 916 89)
2 200 00	SPECTRIAN CORP	COM	05/12/01-00/12/01	3/7/2000	47 483 41	53 188 30	(5 704 89)
3 300 00	SPECTRIAN CORP	COM	05/12/01-00/12/01	3/8/2000	77 091 37	77 455 61	(364 24)
1 300 00	SPECTRIAN CORP	COM	05/12/01-00/12/01	3/9/2000	32 618 18	29 975 87	2 642 31
8 400 00	STRATOS LIGHTWAVE INC	COM	05/12/01-00/12/01	8/7/2000	304 704 88	176 400 00	128 304 88
600 00	STRAYER ED INC	COM	05/12/01-00/12/01	1/19/2000	13 860 91	10 762 50	3 098 41
3 100 00	STRAYER ED INC	COM	05/12/01-00/12/01	1/19/2000	73 105 79	50 477 81	22 627 98
100 00	STRAYER ED INC	COM	05/12/01-00/12/01	1/20/2000	2 137 47	1 450 00	68 47
500 00	STRAYER ED INC	COM	05/12/01-00/12/01	1/20/2000	10 998 63	7 250 00	3 748 63
100 00	STRAYER ED INC	COM	05/12/01-00/12/01	1/21/2000	2 134 38	1 450 00	684 38
100 00	STRAYER ED INC	COM	05/12/01-00/12/01	1/21/2000	2 137 47	1 450 00	68 47
800 00	STRAYER ED INC	COM	05/12/01-00/12/01	1/21/2000	17 075 11	11 600 00	5 475 11
200 00	STRAYER ED INC	COM	05/12/01-00/12/01	1/24/2000	4 199 86	2 900 00	1 299 86
200 00	STRAYER ED INC	COM	05/12/01-00/12/01	1/24/2000	4 199 86	2 900 00	1 299 86
200 00	STRAYER ED INC	COM	05/12/01-00/12/01	1/25/2000	4 399 85	2 900 00	1 499 85
200 00	STRAYER ED INC	COM	05/12/01-00/12/01	1/26/2000	4 487 35	2 900 00	1 587 35
300 00	STRAYER ED INC	COM	05/12/01-00/12/01	1/27/2000	6 590 78	4 350 00	2 240 78
100 00	STRAYER ED INC	COM	05/12/01-00/12/01	1/28/2000	2 199 82	1 450 00	749 82
100 00	STRAYER ED INC	COM	05/12/01-00/12/01	1/28/2000	2 181 17	1 450 00	731 17
800 00	STRAYER ED INC	COM	05/12/01-00/12/01	2/1/2000	11 774 60	8 700 00	3 074 60
2 700 00	STRAYER ED INC	COM	05/12/01-00/12/01	4/10/2000	66 878 66	39 150 00	27 728 66
1 000 00	STRAYER ED INC	COM	05/12/01-00/12/01	4/12/2000	24 104 19	14 500 00	9 604 19
800 00	STRAYER ED INC	COM	05/12/01-00/12/01	4/19/2000	13 812 04	8 700 00	5 112 04
200 00	STRAYER ED INC	COM	05/12/01-00/12/01	4/20/2000	4 496 85	2 900 00	1 596 85
100 00	STRAYER ED INC	COM	05/12/01-00/12/01	4/24/2000	2 249 92	1 450 00	799 92
400 00	STRAYER ED INC	COM	05/12/01-00/12/01	4/26/2000	8 913 98	5 800 00	3 113 98
200 00	STRAYER ED INC	COM	05/12/01-00/12/01	4/27/2000	4 412 35	2 900 00	1 512 35
100 00	STRAYER ED INC	COM	05/12/01-00/12/01	5/2/2000	2 208 17	1 450 00	758 17
300 00	STRAYER ED INC	COM	05/12/01-00/12/01	5/3/2000	6 818 52	4 350 00	2 468 52
100 00	STRAYER ED INC	COM	05/12/01-00/12/01	5/5/2000	2 246 80	1 450 00	796 80
100 00	STRAYER ED INC	COM	05/12/01-00/12/01	5/12/2000	2 218 67	1 450 00	768 67
100 00	STRAYER ED INC	COM	05/12/01-00/12/01	5/15/2000	2 237 47	1 450 00	787 47
200 00	STRAYER ED INC	COM	05/12/01-00/12/01	5/16/2000	4 637 34	2 900 00	1 737 34
15 500 00	SUNTERRA CORP	COM	05/12/01-00/12/01	1/20/2000	55 708 67	229 390 00	(173 681 33)
3 600 00	SUNTERRA CORP	COM	05/12/01-00/12/01	1/21/2000	13 447 34	49 941 00	(36 493 66)
2 800 00	SUNTERRA CORP	COM	05/12/01-00/12/01	1/24/2000	10 695 63	38 843 00	(28 147 37)
1 000 00	SUNTERRA CORP	COM	05/12/01-00/12/01	1/25/2000	3 538 58	13 872 50	(10 333 92)
500 00	SUNTERRA CORP	COM	05/12/01-00/12/01	1/26/2000	1 781 28	6 936 25	(5 154 97)
1 100 00	SUNTERRA CORP	COM	05/12/01-00/12/01	1/27/2000	4 021 78	15 258 75	(11 237 96)
300 00	SUNTERRA CORP	COM	05/12/01-00/12/01	1/28/2000	1 075 48	4 161 75	(3 086 27)
700 00	SUNTERRA CORP	COM	05/12/01-00/12/01	1/31/2000	2 421 91	8 710 75	(7 288 84)
200 00	SUNTERRA CORP	COM	05/12/01-00/12/01	2/2/2000	691 97	2 774 50	(2 082 53)
700 00	SUNTERRA CORP	COM	05/12/01-00/12/01	2/3/2000	2 412 60	9 710 75	(7 298 15)
300 00	SUNTERRA CORP	COM	05/12/01-00/12/01	2/4/2000	1 020 58	4 161 75	(3 141 16)
200 00	SUNTERRA CORP	COM	05/12/01-00/12/01	2/7/2000	878 47	2 774 50	(1 896 03)
100 00	SUNTERRA CORP	COM	05/12/01-00/12/01	2/10/2000	252 24	1 387 25	(1 135 01)
2 400 00	SUNTERRA CORP	COM	05/12/01-00/12/01	2/10/2000	6 016 83	33 284 00	(27 267 17)
6 000 00	SUNTERRA CORP	COM	05/12/01-00/12/01	2/11/2000	14 136 12	83 735 00	(69 598 88)
1 000 00	SYBASE INC	COM	05/12/01-00/12/01	10/6/2000	22 885 53	24 045 80	(1 160 27)
2 500 00	SYBASE INC	COM	05/12/01-00/12/01	10/6/2000	56 483 81	57 669 10	(1 185 29)
1 100 00	SYBASE INC	COM	05/12/01-00/12/01	10/18/2000	21 838 02	25 105 41	(3 267 39)
4 400 00	SYBASE INC	COM	05/12/01-00/12/01	10/18/2000	87 070 88	82 775 94	(4 294 94)
1 300 00	SYBASE INC	COM	05/12/01-00/12/01	10/19/2000	27 208 09	23 227 28	(3 980 81)
3 400 00	SYBASE INC	COM	05/12/01-00/12/01	10/20/2000	75 122 05	58 717 83	(16 404 22)
2 500 00	SYBASE INC	COM	05/12/01-00/12/01	10/23/2000	55 487 85	38 286 81	(17 201 04)
1 800 00	SYBASE INC	COM	05/12/01-00/12/01	10/24/2000	39 573 48	27 378 11	(12 195 37)
3 400 00	T HQ INC	COM	05/12/01-00/12/01	4/7/2000	60 961 45	81 679 04	(20 717 59)
3 200 00	T HQ INC	COM	05/12/01-00/12/01	4/10/2000	54 814 00	85 188 27	(30 374 27)
3 800 00	T HQ INC	COM	05/12/01-00/12/01	4/11/2000	57 445 80	95 836 03	(38 390 23)
1 000 00	T HQ INC	COM	05/12/01-00/12/01	4/12/2000	15 382 26	26 183 33	(10 801 07)
1 700 00	T HQ INC	COM	05/12/01-00/12/01	4/13/2000	25 714 10	45 511 67	(19 797 48)
1 100 00	TELCOM SEMICONDUCTOR INC	COM	05/12/01-00/12/01	1/5/2000	23 209 22	13 869 85	9 339 37
2 000 00	TELCOM SEMICONDUCTOR INC	COM	05/12/01-00/12/01	1/6/2000	39 450 48	24 984 32	14 466 16
700 00	TELCOM SEMICONDUCTOR INC	COM	05/12/01-00/12/01	1/7/2000	13 758 85	8 742 18	5 016 78
800 00	TELCOM SEMICONDUCTOR INC	COM	05/12/01-00/12/01	1/10/2000	12 579 60	7 493 28	5 086 32
2 200 00	TELCOM SEMICONDUCTOR INC	COM	05/12/01-00/12/01	10/27/2000	30 338 30	33 726 05	(3 387 75)
7 000 00	TELCOM SEMICONDUCTOR INC	COM	05/12/01-00/12/01	10/27/2000	26 343 32	99 982 80	(73 639 48)
6 700 00	TELCOM SEMICONDUCTOR INC	COM	05/12/01-00/12/01	10/30/2000	87 643 12	83 674 95	3 968 16
5 000 00	TELCOM SEMICONDUCTOR INC	COM	05/12/01-00/12/01	10/31/2000	89 907 66	8 223 99	81 683 67
1 200 00	TELCOM SEMICONDUCTOR INC	COM	05/12/01-00/12/01	11/1/2000	15 930 30	12 999 78	2 930 52

THE ROCKEFELLER FOUNDATION
EMPLOYEE ID NO 13 165629
GAIN AND LOSSES FOR TAX ON INVESTMENT INCOME
FORM 990 PF 2000 PART IV

Par	Security Name	Security Description	Date Bought	Date Sold	Proceeds	Cost	Realized
800 00	TELCOM SEMICONDUCTOR INC	COM	05/12/2001-0012/2001	11/2/2000	8 040 33	8 126 81	1 913 52
1 475 00	TEXAS INSTRS INC	COM	05/12/2001-0012/2001	07/26/2000	100 415 51	8 000 57	92 414 94
0 10	TEXAS INSTRS INC	COM	05/12/2001-0012/2001	05/2/2000	5 41	0 54	5 87
1 700 00	3DO CO	COM	05/12/2001-0012/2001	4/7/2000	13 387 05	9 243 75	4 143 30
4 800 00	3DO CO	COM	05/12/2001-0012/2001	4/10/2000	36 391 57	26 643 75	9 747 82
1 700 00	3DO CO	COM	05/12/2001-0012/2001	4/10/2000	12 324 58	8 243 75	3 080 83
3 300 00	3DO CO	COM	05/12/2001-0012/2001	4/10/2000	24 429 97	17 943 75	6 486 22
6 800 00	3DO CO	COM	05/12/2001-0012/2001	4/11/2000	48 477 78	37 518 75	10 959 03
6 800 00	3DO CO	COM	05/12/2001-0012/2001	4/11/2000	48 301 41	35 687 50	10 613 91
3 300 00	3DO CO	COM	05/12/2001-0012/2001	4/12/2000	21 449 28	17 943 75	3 505 53
8 800 00	3DO CO	COM	05/12/2001-0012/2001	4/13/2000	56 004 69	47 850 00	8 214 68
14 000 00	TRANSWITCH CORP	COM	05/12/2001-0012/2001	12/6/2000	642 400 76	381 837 40	260 563 38
400 00	TRIQUINT SEMICONDUCTOR INC	COM	05/12/2001-0012/2001	1/20/2000	57 098 07	17 450 00	40 248 07
1 200 00	TRIQUINT SEMICONDUCTOR INC	COM	05/12/2001-0012/2001	1/21/2000	173 588 01	52 350 00	121 238 01
1 200 00	TRIQUINT SEMICONDUCTOR INC	COM	05/12/2001-0012/2001	1/25/2000	182 865 34	52 350 00	130 515 34
100 00	TRIQUINT SEMICONDUCTOR INC	COM	05/12/2001-0012/2001	1/31/2000	15 567 17	4 362 50	11 204 6
1 500 00	TRIQUINT SEMICONDUCTOR INC	COM	05/12/2001-0012/2001	1/31/2000	231 058 89	65 437 50	165 621 39
100 00	TRIQUINT SEMICONDUCTOR INC	COM	05/12/2001-0012/2001	2/1/2000	15 550 61	4 362 50	11 188 11
1 200 00	TRIQUINT SEMICONDUCTOR INC	COM	05/12/2001-0012/2001	2/1/2000	196 929 26	52 025 22	134 904 08
1 200 00	TRIQUINT SEMICONDUCTOR INC	COM	05/12/2001-0012/2001	2/2/2000	200 703 62	52 350 00	148 353 62
4 000 00	TURNSTONE SYS INC	COM	05/12/2001-0012/2001	2/1/2000	368 755 70	118 000 00	250 755 70
700 00	UNIFY CORP	COM	05/12/2001-0012/2001	10/23/2000	445 67	18 687 94	18 752 27
2 500 00	UNIFY CORP	COM	05/12/2001-0012/2001	10/24/2000	1 544 19	58 635 50	58 091 31
6 200 00	UNIFY CORP	COM	05/12/2001-0012/2001	10/25/2000	5 427 29	142 731 29	137 304 00
3 500 00	UNIFY CORP	COM	05/12/2001-0012/2001	10/26/2000	3 067 64	76 266 20	73 198 56
4 400 00	UNIFY CORP	COM	05/12/2001-0012/2001	10/27/2000	3 929 50	85 481 69	81 552 19
1 800 00	UNIFY CORP	COM	05/12/2001-0012/2001	10/30/2000	1 212 43	29 600 17	28 38 4
3 800 00	UNIFY CORP	COM	05/12/2001-0012/2001	10/31/2000	2 126 08	65 117 97	62 986 89
2 500 00	UNIFY CORP	COM	05/12/2001-0012/2001	11/1/2000	1 296 85	44 977 24	43 680 39
2 100 00	UNIFY CORP	COM	05/12/2001-0012/2001	11/2/2000	1 110 85	37 673 96	36 563 31
1 000 00	UNIFY CORP	COM	05/12/2001-0012/2001	11/3/2000	455 88	17 551 30	17 095 62
3 700 00	UNITED THERAPEUTICS CORP DEL	COM	05/12/2001-0012/2001	12/4/2000	65 072 12	322 153 33	256 531 21
1 000 00	VEECO INSTRS INC DEL	COM	05/12/2001-0012/2001	10/24/2000	80 184 62	11 402 90	6 38 9
7 100 00	VERTICAL INC	OC COM	05/12/2001-0012/2001	4/13/2000	283 454 72	426 454 31	142 613 58
500 00	VERTICAL INC	OC COM	05/12/2001-0012/2001	4/14/2000	15 343 23	8 046 87	6 296 36
4 200 00	VIA TEL INC	COM	05/12/2001-0012/2001	1/7/2000	186 002 55	218 300 00	30 267 45
200 00	VIA TEL INC	COM	05/12/2001-0012/2001	1/25/2000	8 299 72	10 300 00	12 000 28
200 00	VIA TEL INC	COM	05/12/2001-0012/2001	1/26/2000	8 349 72	10 300 00	11 950 28
1 300 00	VIA TEL INC	COM	05/12/2001-0012/2001	1/27/2000	49 141 48	68 415 00	117 273 52
9 200 00	VIA TEL INC	COM	05/12/2001-0012/2001	1/27/2000	40 034 30	423 589 90	383 555 60
4 800 00	VIA TEL INC	COM	05/12/2001-0012/2001	1/22/2000	21 118 29	188 270 53	167 151 24
1 000 00	VIA TEL INC	COM	05/12/2001-0012/2001	1/27/2000	4 687 34	37 571 40	32 884 06
1 700 00	VOICESTREAM WIRELESS CORP	COM	05/12/2001-0012/2001	3/28/2000	233 296 53	72 006 81	161 249 72
2 037 00	VOICESTREAM WIRELESS CORP	COM	05/12/2001-0012/2001	3/29/2000	278 618 07	86 281 11	192 336 91
0 80	VOICESTREAM WIRELESS CORP	COM	05/12/2001-0012/2001	4/4/2000	77 78	25 20	52 58
5 100 00	WJ COMMUNICATION INC	COM	05/12/2001-0012/2001	10/24/2000	135 362 23	105 075 48	30 286 75
4 800 00	WJ COMMUNICATION INC	COM	05/12/2001-0012/2001	10/24/2000	119 586 17	157 287 36	37 691 19
4 300 00	WJ COMMUNICATION INC	COM	05/12/2001-0012/2001	10/25/2000	88 326 36	88 800 00	19 526 36
1 000 00	WJ COMMUNICATION INC	COM	05/12/2001-0012/2001	10/26/2000	67 472 75	49 000 00	17 472 75
7 400 00	WESTELL TECHNOLOGIES	CL A	05/12/2001-0012/2001	10/20/2000	41 767 90	186 376 74	144 608 84
7 500 00	WESTELL TECHNOLOGIES	CL A	05/12/2001-0012/2001	10/23/2000	44 845 50	169 503 75	124 658 25
800 00	WESTELL TECHNOLOGIES	CL A	05/12/2001-0012/2001	10/24/2000	4 775 44	16 500 00	11 724 56
2 200 00	WILLIAMS SONOMA INC	COM	05/12/2001-0012/2001	4/6/2000	66 003 29	54 988 72	11 016 5
100 00	WIND RIV SYS INC	COM	05/12/2001-0012/2001	6/21/2000	4 149 86	3 805 00	344 86
3 700 00	WIND RIV SYS INC	COM	05/12/2001-0012/2001	6/21/2000	153 586 68	137 332 35	16 254 33
100 00	WIND RIV SYS INC	COM	05/12/2001-0012/2001	6/22/2000	4 124 86	3 488 58	635 28
600 00	WOMEN COM NETWORKS INC	COM	05/12/2001-0012/2001	1/5/2000	9 149 69	11 857 20	2 707 51
2 700 00	WOMEN COM NETWORKS INC	COM	05/12/2001-0012/2001	1/5/2000	41 025 86	52 624 60	11 598 74
1 800 00	WOMEN COM NETWORKS INC	COM	05/12/2001-0012/2001	1/6/2000	24 453 80	33 817 94	9 364 14
2 200 00	WOMEN COM NETWORKS INC	COM	05/12/2001-0012/2001	1/6/2000	20 730 33	40 040 00	19 309 67
200 00	WOMEN COM NETWORKS INC	COM	05/12/2001-0012/2001	1/7/2000	3 449 81	3 441 88	889 75
700 00	WOMEN COM NETWORKS INC	COM	05/12/2001-0012/2001	2/7/2000	6 999 76	12 045 81	5 046 05
1 500 00	WOMEN COM NETWORKS INC	COM	05/12/2001-0012/2001	2/28/2000	14 968 30	24 266 64	9 298 34
2 400 00	WOMEN COM NETWORKS INC	COM	05/12/2001-0012/2001	3/1/2000	23 999 20	29 000 00	5 000 80
2 200 00	WOMEN COM NETWORKS INC	COM	05/12/2001-0012/2001	3/2/2000	22 278 67	22 000 00	278 67
000 00	YOUTHSTREAM MEDIA NETWORKS INC	COM	05/12/2001-0012/2001	4/10/2000	7 837 23	8 953 52	1 216 29
100 00	YOUTHSTREAM MEDIA NETWORKS INC	COM	05/12/2001-0012/2001	4/11/2000	1 099 86	1 058 82	41 04
700 00	YOUTHSTREAM MEDIA NETWORKS INC	COM	05/12/2001-0012/2001	4/12/2000	7 099 74	11 812 44	4 712 70
100 00	YOUTHSTREAM MEDIA NETWORKS INC	COM	05/12/2001-0012/2001	4/12/2000	1 047 86	1 058 82	6 1 96
800 00	YOUTHSTREAM MEDIA NETWORKS INC	COM	05/12/2001-0012/2001	4/25/2000	3 824 87	9 953 52	6 128 65
1 700 00	YOUTHSTREAM MEDIA NETWORKS INC	COM	05/12/2001-0012/2001	4/26/2000	10 837 13	28 201 84	17 364 51
1 700 00	YOUTHSTREAM MEDIA NETWORKS INC	COM	05/12/2001-0012/2001	4/27/2000	10 840 63	28 201 84	17 364 51
300 00	YOUTHSTREAM MEDIA NETWORKS INC	COM	05/12/2001-0012/2001	4/28/2000	1 912 43	4 976 76	3 064 33
1 500 00	YOUTHSTREAM MEDIA NETWORKS INC	COM	05/12/2001-0012/2001	5/1/2000	9 763 77	24 843 80	15 079 03
300 00	YOUTHSTREAM MEDIA NETWORKS INC	COM	05/12/2001-0012/2001	5/3/2000	1 912 43	4 976 76	3 064 33
100 00	YOUTHSTREAM MEDIA NETWORKS INC	COM	05/12/2001-0012/2001	5/4/2000	637 47	1 058 82	417 35
500 00	YOUTHSTREAM MEDIA NETWORKS INC	COM	05/12/2001-0012/2001	5/5/2000	2 089 80	6 264 60	4 174 80
100 00	YOUTHSTREAM MEDIA NETWORKS INC	COM	05/12/2001-0012/2001	5/6/2000	509 98	1 058 82	548 84
100 00	YOUTHSTREAM MEDIA NETWORKS INC	COM	05/12/2001-0012/2001	5/6/2000	509 98	1 058 82	548 84
900 00	YOUTHSTREAM MEDIA NETWORKS INC	COM	05/12/2001-0012/2001	5/11/2000	5 624 81	14 930 28	9 305 47
1 500 00	YOUTHSTREAM MEDIA NETWORKS INC	COM	05/12/2001-0012/2001	5/11/2000	9 280 84	24 883 80	15 602 96
2 100 00	YOUTHSTREAM MEDIA NETWORKS INC	COM	05/12/2001-0012/2001	5/12/2000	14 277 63	34 837 32	20 559 69
2 200 00	YOUTHSTREAM MEDIA NETWORKS INC	COM	05/12/2001-0012/2001	5/12/2000	14 855 26	36 486 24	21 630 98
900 00	YOUTHSTREAM MEDIA NETWORKS INC	COM	05/12/2001-0012/2001	5/12/2000	5 737 30	14 930 28	9 192 98
700 00	YOUTHSTREAM MEDIA NETWORKS INC	COM	05/12/2001-0012/2001	5/15/2000	4 899 63	11 612 44	6 712 81
600 00	YOUTHSTREAM MEDIA NETWORKS INC	COM	05/12/2001-0012/2001	5/19/2000	3 944 22	9 953 52	5 999 30
300 00	YOUTHSTREAM MEDIA NETWORKS INC	COM	05/12/2001-0012/2001	5/19/2000	2 069 93	4 976 76	2 906 83
300 00	YOUTHSTREAM MEDIA NETWORKS INC	COM	05/12/2001-0012/2001	5/22/2000	2 137 42	4 976 76	2 839 34
200 00	YOUTHSTREAM MEDIA NETWORKS INC	COM	05/12/2001-0012/2001	5/25/2000	1 190 86	3 317 64	2 126 78
900 00	YOUTHSTREAM MEDIA NETWORKS INC	COM	05/12/2001-0012/2001	6/2/2000	5 308 82	14 930 28	9 621 46
100 00	YOUTHSTREAM MEDIA NETWORKS INC	COM	05/12/2001-0012/2001	6/5/2000	599 98	1 058 82	458 84
300 00	YOUTHSTREAM MEDIA NETWORKS INC	COM	05/12/2001-0012/2001	6/7/2000	1 799 94	4 976 76	3 176 82
300 00	YOUTHSTREAM MEDIA NETWORKS INC	COM	05/12/2001-0012/2001	6/8/2000	1 799 94	4 976 76	3 176 82
200 00	ZAPNE CORP	COM	05/12/2001-0012/2001	4/6/2000	1 224 85	2 200 00	975 15
200 00	ZAPNE CORP	COM	05/12/2001-0012/2001	4/7/2000	1 274 95	2 200 00	925 05
200 00	ZAPNE CORP	COM	05/12/2001-0012/2001	4/25/2000	799 87	2 200 00	1 400 13
200 00	ZAPNE CORP	COM	05/12/2001-0012/2001	4/26/2000	824 87	2 200 00	1 375 13
200 00	ZAPNE CORP	COM	05/12/2001-0012/2001	5/3/2000	745 87	2 200 00	1 454 13
200 00	ZAPNE CORP	COM	05/12/2001-0012/2001	5/3/2000	724 87	2 200 00	1 475 13
2 000 00	ZAPNE CORP	COM	05/12/2001-0012/2001	5/4/2000	7 249 75	22 000 00	14 750 25
200 00	ZAPNE CORP	COM	05/12/2001-0012/2001	5/5/2000	724 87	2 200 00	1 475 13
300 00	ZAPNE CORP	COM	05/12/2001-0012/2001	5/8/2000	1 068 71	3 300 00	2 231 29
200 00	ZAPNE CORP	COM	05/12/2001-0012/2001	5/18/2000	674 87	2 200 00	1 525 13
700 00	ZAPNE CORP	COM	05/12/2001-0012/2001	5/1/2000	2 392 03	7 700 00	5 307 97
400 00	ZAPNE CORP	COM	05/12/2001-0012/2001	5/12/2000	1 404 47	4 400 00	2 995 53
7 600 00	ZAPNE CORP	COM	05/12/2001-0012/2001	5/12/2000	24 880 81	78 825 00	53 944 19
4 800 00	ZORAN CORP	COM	05/12/2001-0012/2001	12/15/2000	105 848 44	278 093 01	172 244 57
1 100 00	ZOR						

THE ROCKEFELLER FOUNDATION
EMPLOYEE ID NO 13-165629
GAIN AND LOSSES FOR TAX ON INVESTMENT INCOME
FORM 990 PF 2000 PART IV

Part	Security Name	Security Description	Date Bought	Date Sold	Proceeds	Cost	Realized
300 00	ZYGO CORP	COM	09/12/31-00/12/31	1/2/21/2000	17 818 15	35 278 26	(17 460 11)
300 00	ZYGO CORP	COM	09/12/31-00/12/31	1/22/2000	10 049 66	20 068 75	(10 018 59)
300 00	ZYGO CORP	COM	09/12/31-00/12/31	1/24/2000	9 652 81	20 025 84	(10 373 03)
300 00	ZYGO CORP	COM	09/12/31-00/12/31	1/27/2000	8 756 12	20 577 99	(10 821 87)
300 00	ZYGO CORP	COM	09/12/31-00/12/31	1/28/2000	9 674 67	19 970 45	(10 295 78)
100 00	ZYGO CORP	COM	09/12/31-00/12/31	1/29/2000	3 068 95	6 500 00	(3 431 05)
200 00	ZYGO CORP	COM	09/12/31-00/12/31	1/30/2000	5 616 57	13 000 00	(7 383 43)
300 00	ZYGO CORP	COM	09/12/31-00/12/31	1/31/2000	8 964 87	19 351 77	(10 386 85)
337 00	ZYGO CORP	COM	09/12/31-00/12/31	1/25/2000	10 317 11	21 538 60	(11 221 49)
900 00	OPENTV CORP	CL A	09/12/31-00/12/31	6/8/2000	36 910 84	91 404 72	(54 494 06)
0 40	OPENTV CORP	CL A	09/12/31-00/12/31	6/8/2000	18 20	40 82	(22 36)
800 00	OPENTV CORP	CL A	09/12/31-00/12/31	6/9/2000	32 250 04	81 248 05	(48 998 01)
400 00	OPENTV CORP	CL A	09/12/31-00/12/31	6/10/2000	15 367 24	40 624 32	(25 257 08)
200 00	OPENTV CORP	CL A	09/12/31-00/12/31	6/10/2000	7 680 90	20 312 16	(12 631 26)
900 00	OPENTV CORP	CL A	09/12/31-00/12/31	6/11/2000	35 301 32	91 404 73	(56 103 41)
600 00	OPENTV CORP	CL A	09/12/31-00/12/31	6/11/2000	23 553 71	60 036 48	(36 482 77)
1 000 00	OPENTV CORP	CL A	09/12/31-00/12/31	6/14/2000	41 202 62	101 560 81	(60 358 19)
100 00	OPENTV CORP	CL A	09/12/31-00/12/31	6/14/2000	4 237 35	10 156 08	(5 918 73)
300 00	OPENTV CORP	CL A	09/12/31-00/12/31	6/15/2000	12 790 10	30 458 24	(17 668 14)
100 00	OPENTV CORP	CL A	09/12/31-00/12/31	6/17/2000	4 137 36	10 156 08	(6 018 72)
500 00	OPENTV CORP	CL A	09/12/31-00/12/31	6/18/2000	21 061 79	50 780 40	(29 718 61)
300 00	OPENTV CORP	CL A	09/12/31-00/12/31	6/18/2000	12 601 64	30 458 24	(17 856 60)
100 00	OPENTV CORP	CL A	09/12/31-00/12/31	6/21/2000	4 102 13	10 156 08	(6 053 95)
117 00	OPENTV CORP	CL A	09/12/31-00/12/31	6/23/2000	4 383 33	11 374 81	(6 991 48)
200 00	OPENTV CORP	CL A	09/12/31-00/12/31	6/23/2000	7 824 73	20 312 17	(12 487 44)
1 800 00	AUDIO CODES LTD	SHS	09/12/31-00/12/31	1/19/2000	148 695 11	56 832 28	87 862 83
1 000 00	AUDIO CODES LTD	SHS	09/12/31-00/12/31	1/20/2000	42 631 84	32 684 60	49 847 24
27 800 00	PRECISE SOFTWARE SOLUTIONS LTD	SHS	09/12/31-00/12/31	6/30/2000	578 143 12	364 600 00	213 543 12
14 500 00	GALILEO TECHNOLOGY LTD	SHS	09/12/31-00/12/31	3/1/2000	221 758 95	354 041 08	(132 282 13)
2 900 00	GALILEO TECHNOLOGY LTD	SHS	09/12/31-00/12/31	3/2/2000	45 360 57	87 068 75	(41 708 18)
10 041 00	GALILEO TECHNOLOGY LTD	SHS	09/12/31-00/12/31	10/17/2000	328 691 22	285 730 43	42 960 79
3 400 00	GILAT SATELLITE NETWORKS LTD	SHS	09/12/31-00/12/31	10/24/2000	161 383 04	115 600 00	45 783 04
1 400 00	GILAT SATELLITE NETWORKS LTD	SHS	09/12/31-00/12/31	10/25/2000	83 827 83	47 600 00	36 227 83
600 00	GILAT SATELLITE NETWORKS LTD	SHS	09/12/31-00/12/31	10/26/2000	27 430 36	20 400 00	7 030 36
1 100 00	GILAT SATELLITE NETWORKS LTD	SHS	09/12/31-00/12/31	10/27/2000	51 714 86	37 400 00	14 314 86
1 000 00	GILAT SATELLITE NETWORKS LTD	SHS	09/12/31-00/12/31	10/30/2000	47 786 40	34 000 00	13 786 40
600 00	RADVISION LTD	SHS	09/12/31-00/12/31	12/15/2000	10 649 84	14 660 49	(4 010 65)
1 300 00	RADVISION LTD	SHS	09/12/31-00/12/31	12/18/2000	23 399 22	31 726 80	(8 327 58)
1 200 00	RADVISION LTD	SHS	09/12/31-00/12/31	12/20/2000	15 386 66	28 378 76	(12 992 10)
5 400 00	AT T CORP	COM LIBERTY MEDIA GRP CL A	09/12/31-00/12/31	1/3/2000	798 352 91	261 435 95	536 916 96
7 400 00	AT T CORP	COM LIBERTY MEDIA GRP CL A	09/12/31-00/12/31	1/5/2000	368 983 50	296 444 55	72 538 95
2 100 00	AT T CORP	COM LIBERTY MEDIA GRP CL A	09/12/31-00/12/31	1/7/2000	103 379 78	81 130 00	22 249 78
34 100 00	AT T CORP	COM LIBERTY MEDIA GRP CL A	09/12/31-00/12/31	1/10/2000	1 869 562 19	1 145 637 34	723 924 85
1 000 00	AFFYMETRIX INC	OC CAP STK	09/12/31-00/12/31	3/17/2000	214 711 64	207 408 60	7 304 84
1 400 00	AFFYMETRIX INC	OC CAP STK	09/12/31-00/12/31	4/6/2000	223 719 12	288 350 00	(64 630 88)
600 00	AFFYMETRIX INC	OC CAP STK	09/12/31-00/12/31	4/7/2000	78 284 55	123 150 00	(44 865 45)
400 00	AFFYMETRIX INC	OC CAP STK	09/12/31-00/12/31	5/18/2000	60 197 99	82 100 00	(21 902 01)
800 00	AFFYMETRIX INC	OC CAP STK	09/12/31-00/12/31	5/17/2000	128 610 75	164 200 00	(35 589 25)
1 000 00	AFFYMETRIX INC	OC CAP STK	09/12/31-00/12/31	5/23/2000	133 120 58	205 250 00	(72 129 42)
400 00	AFFYMETRIX INC	OC CAP STK	09/12/31-00/12/31	6/1/2000	50 298 32	82 100 00	(31 801 68)
1 000 00	AFFYMETRIX INC	OC CAP STK	09/12/31-00/12/31	6/5/2000	154 769 84	205 250 00	(50 480 16)
1 500 00	AFFYMETRIX INC	OC CAP STK	09/12/31-00/12/31	6/6/2000	262 940 31	378 400 00	(115 459 69)
5 500 00	AFFYMETRIX INC	OC CAP STK	09/12/31-00/12/31	6/6/2000	965 708 49	1 077 965 45	(112 256 96)
300 00	AFFYMETRIX INC	OC CAP STK	09/12/31-00/12/31	6/13/2000	49 817 47	52 387 50	(2 570 03)
400 00	AFFYMETRIX INC	OC CAP STK	09/12/31-00/12/31	6/14/2000	71 817 60	88 008 32	(16 190 72)
1 100 00	AFFYMETRIX INC	OC CAP STK	09/12/31-00/12/31	7/5/2000	194 598 69	219 558 35	(24 959 66)
1 000 00	AFFYMETRIX INC	OC CAP STK	09/12/31-00/12/31	7/6/2000	160 119 66	172 081 80	(11 962 14)
2 200 00	AFFYMETRIX INC	OC CAP STK	09/12/31-00/12/31	7/13/2000	405 198 09	378 873 82	26 324 27
500 00	AFFYMETRIX INC	OC CAP STK	09/12/31-00/12/31	7/14/2000	95 183 47	85 837 50	9 345 97
1 000 00	AFFYMETRIX INC	OC CAP STK	09/12/31-00/12/31	7/18/2000	202 093 20	168 104 16	33 989 04
400 00	AFFYMETRIX INC	OC CAP STK	09/12/31-00/12/31	7/20/2000	75 582 48	87 550 00	(11 967 52)
1 000 00	AFFYMETRIX INC	OC CAP STK	09/12/31-00/12/31	8/17/2000	124 177 18	180 475 00	(56 297 82)
2 200 00	AFFYMETRIX INC	OC CAP STK	09/12/31-00/12/31	9/6/2000	233 592 21	257 722 29	(24 130 08)
800 00	AFFYMETRIX INC	OC CAP STK	09/12/31-00/12/31	9/7/2000	58 768 00	63 400 36	(4 632 36)
7 800 00	AFFYMETRIX INC	OC CAP STK	09/12/31-00/12/31	9/26/2000	440 004 05	543 083 81	(103 079 76)
3 400 00	AFFYMETRIX INC	OC CAP STK	09/12/31-00/12/31	9/27/2000	187 044 85	225 402 60	(37 357 75)
8 800 00	AFFYMETRIX INC	OC CAP STK	09/12/31-00/12/31	9/28/2000	370 489 04	434 124 44	(63 635 40)
3 400 00	AFFYMETRIX INC	OC CAP STK	09/12/31-00/12/31	9/29/2000	172 637 27	206 886 00	(33 928 73)
3 400 00	AFFYMETRIX INC	OC CAP STK	09/12/31-00/12/31	10/2/2000	184 655 49	189 837 50	(5 182 01)
1 000 00	AMAZON COM INC	COM	09/12/31-00/12/31	5/18/2000	53 546 21	59 473 40	(5 927 19)
400 00	AMAZON COM INC	COM	09/12/31-00/12/31	5/23/2000	19 849 33	23 789 36	(3 940 03)
2 500 00	AMAZON COM INC	COM	09/12/31-00/12/31	6/13/2000	23 788 80	29 736 70	(5 947 90)
2 200 00	AMAZON COM INC	COM	09/12/31-00/12/31	6/16/2000	102 296 59	130 628 39	(28 331 80)
35 700 00	AMAZON COM INC	COM	09/12/31-00/12/31	6/23/2000	1 250 646 99	2 008 548 28	(757 901 29)
4 300 00	AMERICA ONLINE INC DEL	COM	09/12/31-00/12/31	1/5/2000	320 157 86	343 677 50	(23 519 64)
10 800 00	AMERICA ONLINE INC DEL	COM	09/12/31-00/12/31	1/6/2000	771 063 90	788 704 05	(17 636 15)
10 800 00	AMERICA ONLINE INC DEL	COM	09/12/31-00/12/31	1/7/2000	762 130 47	788 704 05	(26 573 58)
21 300 00	AMERICA ONLINE INC DEL	COM	09/12/31-00/12/31	1/10/2000	1 570 023 87	1 335 255 39	234 768 48
21 000 00	AMERICA ONLINE INC DEL	COM	09/12/31-00/12/31	1/11/2000	1 364 120 79	1 189 054 71	175 066 08
2 100 00	AMERICA ONLINE INC DEL	COM	09/12/31-00/12/31	1/12/2000	129 040 69	116 815 13	12 225 56
2 100 00	AMERICA ONLINE INC DEL	COM	09/12/31-00/12/31	1/13/2000	129 565 87	116 490 75	13 075 12
6 500 00	AMERICA ONLINE INC DEL	COM	09/12/31-00/12/31	1/14/2000	413 382 70	360 473 75	52 908 95
6 400 00	AMERICA ONLINE INC DEL	COM	09/12/31-00/12/31	1/18/2000	387 063 64	354 828 00	32 235 64
39 800 00	AMERICA ONLINE INC DEL	COM	09/12/31-00/12/31	1/24/2000	2 248 308 91	2 085 756 25	162 552 66
6 800 00	AMERICA ONLINE INC DEL	COM	09/12/31-00/12/31	6/6/2000	380 354 47	417 841 13	(37 486 66)
4 400 00	AMERICA ONLINE INC DEL	COM	09/12/31-00/12/31	6/18/2000	463 948 44	503 122 82	(39 174 38)
6 800 00	AMERICA ONLINE INC DEL	COM	09/12/31-00/12/31	10/17/2000	344 136 51	404 008 20	(59 871 69)
8 500 00	AMERICA ONLINE INC DEL	COM	09/12/31-00/12/31	10/18/2000	379 094 14	505 817 85	(126 723 71)
5 100 00	AMERICA ONLINE INC DEL	COM	09/12/31-00/12/31	10/23/2000	242 777 39	302 842 45	(60 065 06)
1 700 00	AMERICA ONLINE INC DEL	COM	09/12/31-00/12/31	10/27/2000	80 544 16	100 494 15	(19 949 99)
1 800 00	AMERICA ONLINE INC DEL	COM	09/12/31-00/12/31	11/3/2000	87 029 09	84 956 20	2 072 89
18 700 00	AMERICA ONLINE INC DEL	COM	09/12/31-00/12/31	11/14/2000	934 033 83	1 083 233 35	(149 199 52)
6 900 00	AMERICA ONLINE INC DEL	COM	09/12/31-00/12/31	11/21/2000	320 494 30	389 720 45	(69 226 15)
900 00	AMERICA ONLINE INC DEL	COM	09/12/31-00/12/31	12/7/2000	38 964 75	52 137 45	(13 172 70)
8 700 00	AMERICA ONLINE INC DEL	COM	09/12/31-00/12/31	12/12/2000	422 692 88	503 995 35	(81 302 47)
8 700 00	AMERICA ONLINE INC DEL	COM	09/12/31-00/12/31	12/13/2000	422 263 88	503 995 35	(81 731 48)
8 700 00	AMERICA ONLINE INC DEL	COM	09/12/31-00/12/31	12/13/2000	422 375 25	503 995 35	(81 620 10)
5 600 00	AMERICA ONLINE INC DEL	COM	09/12/31-00/12/31	12/13/2000	288 824 56	334 676 15	(45 851 59)
3 600 00	AMERICA ONLINE INC DEL	COM	09/12/31-00/12/31	12/18/2000	167 120 82	205 264 47	(38 143 65)
5 800 00	AMERICA ONLINE INC DEL	COM	09/12/31-00/12/31	12/19/2000	252 058 59	325 810 02	(73 751 43)
2 900 00	AMERICA ONLINE INC DEL	COM	09/12/31-00/12/31	12/28/2000	103 123 45	181 061 85	(77 938 40)
6 800 00	APPLERA CORP APPLIED BIOSYS	COM	09/12/31-00/12/31	11/2/2000	874 280 84	659 038 38	215 242 46
1 400 00	APPLERA CORP APPLIED BIOSYS	COM	09/12/31-00/12/31	11/7/2000	163 654 87	127 088 30	36 765 57
8 500 00	APPLERA CORP APPLIED BIOSYS	COM	09/12/31-00/12/31	11/14/2000	855 241 47	121 862 80	733 378 67
4 400 00	APPLERA CORP APPLIED BIOSYS	COM	09/12/31-00/12/31	12/7/2000	371 424 81	432 427 13	(61 002 32)
400 00	APPLIED MICRO CIRCUITS CORP	CDT COM	09/12/31-00/12/31	5/2/2000	48 998 36	51 518 78	(2 520 42)
400 00	APPLIED MICRO CIRCUITS CORP	CDT COM	09/12/31-00/12/31	5/3/2000	43 023 58	51 250 00	(8 226 42)
1 000							

THE ROCKEFELLER FOUNDATION
EMPLOYEE ID NO 13 165629
GAIN AND LOSSES FOR TAX ON INVESTMENT INCOME
FORM 990 PF 2000 PART IV

For	Security Name	Security Description	Date Bought	Date Sold	Proceeds	Cost	Realized
2 400 00	APPLIED MICRO CIRCUITS CORP	CDT COM	86/12/31-00/12/31	6/7/2000	244 129 48	277 236 10	(33 106 64)
3 000 00	APPLIED MICRO CIRCUITS CORP	CDT COM	86/12/31-00/12/31	6/8/2000	305 614 61	325 841 16	(20 226 55)
2 000 00	APPLIED MICRO CIRCUITS CORP	CDT COM	86/12/31-00/12/31	6/8/2000	205 383 15	206 051 28	(3 658 13)
8 000 00	APPLIED MICRO CIRCUITS CORP	CDT COM	86/12/31-00/12/31	6/17/2000	772 761 73	855 068 71	(82 276 98)
2 200 00	APPLIED MICRO CIRCUITS CORP	CDT COM	86/12/31-00/12/31	6/12/2000	275 492 48	277 406 32	(2 003 84)
1 000 00	APPLIED MICRO CIRCUITS CORP	CDT COM	86/12/31-00/12/31	6/13/2000	91 406 95	95 556 24	(4 059 29)
1 100 00	APPLIED MICRO CIRCUITS CORP	CDT COM	86/12/31-00/12/31	6/14/2000	100 234 15	102 406 52	(2 162 37)
1 100 00	APPLIED MICRO CIRCUITS CORP	CDT COM	86/12/31-00/12/31	6/23/2000	103 754 04	116 810 45	(12 056 41)
10 800 00	APPLIED MICRO CIRCUITS CORP	CDT COM	86/12/31-00/12/31	7/6/2000	1 278 812 37	1 377 482 87	(98 670 50)
2 100 00	APPLIED MICRO CIRCUITS CORP	CDT COM	86/12/31-00/12/31	7/11/2000	253 501 02	258 418 28	(4 917 26)
5 500 00	APPLIED MICRO CIRCUITS CORP	CDT COM	86/12/31-00/12/31	7/12/2000	653 760 70	559 420 92	94 339 78
8 000 00	APPLIED MICRO CIRCUITS CORP	CDT COM	86/12/31-00/12/31	7/13/2000	118 956 00	80 850 00	38 106 00
2 800 00	APPLIED MICRO CIRCUITS CORP	CDT COM	86/12/31-00/12/31	7/17/2000	482 302 86	272 818 75	189 484 11
8 000 00	APPLIED MICRO CIRCUITS CORP	CDT COM	86/12/31-00/12/31	7/20/2000	140 573 08	133 955 01	6 618 05
2 000 00	APPLIED MICRO CIRCUITS CORP	CDT COM	86/12/31-00/12/31	7/25/2000	338 076 29	323 282 88	15 793 41
200 00	APPLIED MICRO CIRCUITS CORP	CDT COM	86/12/31-00/12/31	8/4/2000	29 874 01	32 282 86	(2 408 85)
400 00	APPLIED MICRO CIRCUITS CORP	CDT COM	86/12/31-00/12/31	8/7/2000	56 268 12	64 585 72	(8 317 60)
1 000 00	APPLIED MICRO CIRCUITS CORP	CDT COM	86/12/31-00/12/31	8/9/2000	152 419 81	155 465 86	(3 046 05)
2 700 00	APPLIED MICRO CIRCUITS CORP	CDT COM	86/12/31-00/12/31	8/14/2000	427 080 67	374 825 21	52 255 46
400 00	APPLIED MICRO CIRCUITS CORP	CDT COM	86/12/31-00/12/31	8/15/2000	83 722 67	88 800 00	(4 877 33)
1 100 00	APPLIED MICRO CIRCUITS CORP	CDT COM	86/12/31-00/12/31	8/16/2000	181 002 04	106 700 00	74 302 04
1 200 00	APPLIED MICRO CIRCUITS CORP	CDT COM	86/12/31-00/12/31	8/16/2000	209 408 01	114 815 87	94 592 14
1 700 00	APPLIED MICRO CIRCUITS CORP	CDT COM	86/12/31-00/12/31	8/21/2000	298 033 04	160 028 09	138 004 95
4 800 00	APPLIED MICRO CIRCUITS CORP	CDT COM	86/12/31-00/12/31	8/23/2000	875 262 82	451 848 56	423 414 26
2 900 00	APPLIED MICRO CIRCUITS CORP	CDT COM	86/12/31-00/12/31	8/24/2000	552 770 00	264 401 63	288 368 37
1 900 00	APPLIED MICRO CIRCUITS CORP	CDT COM	86/12/31-00/12/31	8/25/2000	360 750 47	168 540 53	192 209 94
3 800 00	APPLIED MICRO CIRCUITS CORP	CDT COM	86/12/31-00/12/31	8/28/2000	694 569 34	369 721 39	324 847 95
9 800 00	APPLIED MICRO CIRCUITS CORP	CDT COM	86/12/31-00/12/31	8/29/2000	1 808 771 70	678 452 60	1 130 319 10
3 400 00	APPLIED MICRO CIRCUITS CORP	CDT COM	86/12/31-00/12/31	10/13/2000	596 728 04	12 331 67	584 396 37
8 000 00	APPLIED MICRO CIRCUITS CORP	CDT COM	86/12/31-00/12/31	11/7/2000	55 188 16	61 173 04	(5 984 88)
1 700 00	APPLIED MICRO CIRCUITS CORP	CDT COM	86/12/31-00/12/31	11/13/2000	117 083 58	125 402 55	(8 318 96)
1 000 00	APPLIED MICRO CIRCUITS CORP	CDT COM	86/12/31-00/12/31	11/14/2000	825 605 35	935 835 72	(110 230 37)
600 00	APPLIED MICRO CIRCUITS CORP	CDT COM	86/12/31-00/12/31	11/17/2000	107 776 40	110 098 32	(2 321 92)
2 800 00	APPLIED MICRO CIRCUITS CORP	CDT COM	86/12/31-00/12/31	11/17/2000	34 348 85	41 286 87	(6 938 02)
2 800 00	APPLIED MICRO CIRCUITS CORP	CDT COM	86/12/31-00/12/31	11/24/2000	154 428 01	192 672 06	(38 244 05)
2 800 00	APPLIED MICRO CIRCUITS CORP	CDT COM	86/12/31-00/12/31	11/27/2000	148 001 38	189 496 70	(41 495 32)
5 700 00	APPLIED MICRO CIRCUITS CORP	CDT COM	86/12/31-00/12/31	11/30/2000	268 959 78	358 457 95	(88 498 17)
8 400 00	APPLIED MICRO CIRCUITS CORP	CDT COM	86/12/31-00/12/31	12/1/2000	453 975 90	471 567 63	(17 591 73)
4 300 00	ARIBA INC	COM	86/12/31-00/12/31	12/15/2000	280 561 34	300 193 75	(19 632 41)
4 300 00	ARIBA INC	COM	86/12/31-00/12/31	1/14/2000	746 307 20	827 982 80	(81 675 60)
2 200 00	ARIBA INC	COM	86/12/31-00/12/31	1/18/2000	391 137 56	9 454 44	9 063 12
1 000 00	ARIBA INC	COM	86/12/31-00/12/31	1/19/2000	185 543 81	167 812 50	17 731 31
4 300 00	ARIBA INC	COM	86/12/31-00/12/31	2/11/2000	905 052 75	823 470 16	81 582 59
2 500 00	ARIBA INC	COM	86/12/31-00/12/31	2/14/2000	532 482 26	481 833 38	50 648 88
600 00	ARIBA INC	COM	86/12/31-00/12/31	2/15/2000	132 295 59	109 450 02	22 845 57
1 000 00	ARIBA INC	COM	86/12/31-00/12/31	2/15/2000	207 855 57	182 416 70	25 438 87
700 00	ARIBA INC	COM	86/12/31-00/12/31	2/16/2000	154 082 36	123 809 19	30 273 17
800 00	ARIBA INC	COM	86/12/31-00/12/31	2/16/2000	176 094 13	138 039 26	3 454 87
3 300 00	ARIBA INC	COM	86/12/31-00/12/31	2/18/2000	709 872 33	537 545 97	172 326 36
8 300 00	ARIBA INC	COM	86/12/31-00/12/31	2/17/2000	1 817 250 15	606 418 75	1 210 831 40
12 100 00	ARIBA INC	COM	86/12/31-00/12/31	7/13/2000	1 535 363 78	1 175 669 85	359 693 94
1 800 00	ARIBA INC	COM	86/12/31-00/12/31	7/20/2000	225 667 47	234 000 00	(8 332 53)
4 800 00	ARIBA INC	COM	86/12/31-00/12/31	7/31/2000	539 382 02	598 141 88	(58 759 86)
1 300 00	ARIBA INC	COM	86/12/31-00/12/31	8/4/2000	163 316 02	158 219 18	5 096 84
2 400 00	ARIBA INC	COM	86/12/31-00/12/31	8/9/2000	331 468 03	291 304 00	40 164 03
800 00	ARIBA INC	COM	86/12/31-00/12/31	8/14/2000	84 109 68	83 775 00	334 68
1 300 00	ARIBA INC	COM	86/12/31-00/12/31	8/16/2000	186 730 71	172 326 25	14 404 46
900 00	ARIBA INC	COM	86/12/31-00/12/31	8/17/2000	127 411 36	106 127 25	21 284 11
200 00	ARIBA INC	COM	86/12/31-00/12/31	8/18/2000	28 509 04	24 250 50	4 258 54
2 700 00	ARIBA INC	COM	86/12/31-00/12/31	8/21/2000	379 253 11	315 629 00	63 624 11
1 000 00	ARIBA INC	COM	86/12/31-00/12/31	8/22/2000	143 439 01	106 375 00	34 064 01
1 800 00	ARIBA INC	COM	86/12/31-00/12/31	8/23/2000	267 691 07	183 802 50	84 288 57
1 000 00	ARIBA INC	COM	86/12/31-00/12/31	8/30/2000	149 557 51	149 319 53	237 98
1 900 00	ARIBA INC	COM	86/12/31-00/12/31	8/31/2000	291 699 74	229 687 50	62 012 24
3 700 00	ARIBA INC	COM	86/12/31-00/12/31	9/1/2000	582 383 88	590 301 65	(7 917 77)
3 300 00	ARIBA INC	COM	86/12/31-00/12/31	9/6/2000	526 167 46	364 101 54	162 065 92
4 500 00	ARIBA INC	COM	86/12/31-00/12/31	9/22/2000	727 710 34	704 602 18	23 108 16
600 00	ARIBA INC	COM	86/12/31-00/12/31	9/22/2000	94 646 84	86 200 07	8 446 77
5 100 00	ARIBA INC	COM	86/12/31-00/12/31	9/25/2000	860 862 01	787 116 06	83 745 95
5 600 00	ARIBA INC	COM	86/12/31-00/12/31	9/27/2000	829 562 50	840 385 78	(10 823 28)
1 700 00	ARIBA INC	COM	86/12/31-00/12/31	9/27/2000	257 722 11	270 000 00	(12 277 89)
4 600 00	ARIBA INC	COM	86/12/31-00/12/31	9/28/2000	697 494 52	649 052 81	148 441 71
2 000 00	ARIBA INC	COM	86/12/31-00/12/31	10/2/2000	347 510 91	244 323 56	103 187 35
900 00	ARIBA INC	COM	86/12/31-00/12/31	10/3/2000	108 558 88	84 573 54	23 985 34
4 200 00	ARIBA INC	COM	86/12/31-00/12/31	10/3/2000	497 378 82	384 676 52	112 702 30
2 500 00	ARIBA INC	COM	86/12/31-00/12/31	10/4/2000	305 538 81	234 926 50	70 612 31
900 00	ARIBA INC	COM	86/12/31-00/12/31	10/12/2000	101 072 30	105 825 00	(4 752 70)
200 00	ARIBA INC	COM	86/12/31-00/12/31	10/16/2000	27 269 08	27 072 00	197 08
1 700 00	ARIBA INC	COM	86/12/31-00/12/31	10/18/2000	223 008 34	230 112 00	(7 103 66)
17 600 00	ARIBA INC	COM	86/12/31-00/12/31	10/18/2000	1 650 341 70	1 500 278 14	150 063 56
3 800 00	ARIBA INC	COM	86/12/31-00/12/31	10/23/2000	482 890 06	482 775 00	114 915 06
3 400 00	ARIBA INC	COM	86/12/31-00/12/31	10/24/2000	451 345 49	118 063 52	333 281 97
8 800 00	ARIBA INC	COM	86/12/31-00/12/31	10/25/2000	780 045 51	625 873 48	154 172 03
1 100 00	ARIBA INC	COM	86/12/31-00/12/31	10/28/2000	125 052 08	100 588 18	24 463 90
2 300 00	ARIBA INC	COM	86/12/31-00/12/31	10/29/2000	268 121 36	210 320 74	57 800 62
4 200 00	ASPECT COMMUNICATIONS INC	COM	86/12/31-00/12/31	1/3/2000	151 882 43	165 718 91	(13 836 48)
1 100 00	ASPECT COMMUNICATIONS INC	COM	86/12/31-00/12/31	1/8/2000	40 787 38	42 468 18	(1 680 80)
1 100 00	ASPECT COMMUNICATIONS INC	COM	86/12/31-00/12/31	1/10/2000	41 788 80	41 852 54	136 26
4 300 00	ASPECT COMMUNICATIONS INC	COM	86/12/31-00/12/31	1/13/2000	182 341 01	179 848 48	2 492 53
19 300 00	ASPECT COMMUNICATIONS INC	COM	86/12/31-00/12/31	1/20/2000	1 080 378 05	821 882 16	258 495 89
1 000 00	ASPECT COMMUNICATIONS INC	COM	86/12/31-00/12/31	1/21/2000	55 580 84	58 074 20	(2 493 36)
8 600 00	ASPECT COMMUNICATIONS INC	COM	86/12/31-00/12/31	2/7/2000	527 841 58	471 106 70	56 734 88
7 500 00	ASPECT COMMUNICATIONS INC	COM	86/12/31-00/12/31	2/8/2000	467 281 42	311 388 18	155 893 24
500 00	ASPECT COMMUNICATIONS INC	COM	86/12/31-00/12/31	2/17/2000	33 842 82	33 806 75	36 076 07
3 800 00	ASPECT COMMUNICATIONS INC	COM	86/12/31-00/12/31	2/18/2000	211 820 30	208 038 38	3 781 92
1 100 00	ASPECT COMMUNICATIONS INC	COM	86/12/31-00/12/31	2/22/2000	84 838 08	41 881 62	42 956 46
1 100 00	ASPECT COMMUNICATIONS INC	COM	86/12/31-00/12/31	2/23/2000	87 462 18	41 881 62	45 580 56
2 800 00	ASPECT COMMUNICATIONS INC	COM	86/12/31-00/12/31	3/8/2000	181 577 65	180 382 50	1 195 15
300 00	ASPECT COMMUNICATIONS INC	COM	86/12/31-00/12/31	3/17/2000	11 287 12	19 012 50	(7 725 38)
1 100 00	ASPECT COMMUNICATIONS INC	COM	86/12/31-00/12/31	4/5/2000	41 611 06	68 972 50	(27 361 44)
22 500 00	ASPECT COMMUNICATIONS INC	COM	86/12/31-00/12/31	4/5/2000	783 030 56	978 018 03	(194 987 47)
800 00	ASPECT COMMUNICATIONS INC	COM	86/12/31-00/12/31	4/8/2000	26 048 08	30 453 04	(4 404 96)
3 100 00	ASPECT COMMUNICATIONS INC	COM	86/12/31-00/12/31	4/7/2000	112 371 25	117 105 62	(4 734 37)
12 500 00	ASPECT COMMUNICATIONS INC	COM	86/12/31-00/12/31	4/7/2000	444 787 67	440 091 67	4 696 00
3 000 00	ASPECT COMMUNICATIONS INC	COM	86/12/31-00/12/31	4/7/2000	163 871 53	110 504 00	53 367 53
1 100 00	AVANEX CORP	COM	86/12/31-00/12/31	2/4/2000	203 511 81	29 600 00	173 911 81
1 000 00	AVANEX CORP	COM	86/12/31-00/12/31	2/29/2000	81 133 49	24 000 00	57 133 49
9 700 00	BJ SVCS CO	COM	86/12/31-00/12/31	1/29/2000	533 803 44	565	

THE ROCKFELLER FOUNDATION
EMPLOYEE ID NO 13-165629
GAIN AND LOSSES FOR TAX ON INVESTMENT INCOME
FORM 990 PF 2000 PART IV

Par	Security Name	Security Description	Date Bought	Date Sold	Proceeds	Cost	Realized
1 000 00	BALLARD PWR SYS INC	COM	06/12/91-00/12/31	3/8/2000	120 145 99	126 895 80	(6 749 81)
400 00	BALLARD PWR SYS INC	COM	06/12/91-00/12/31	3/17/2000	40 236 17	52 000 00	(11 763 83)
400 00	BALLARD PWR SYS INC	COM	06/12/91-00/12/31	4/3/2000	32 073 93	51 376 16	(19 305 23)
1 700 00	BALLARD PWR SYS INC	COM	06/12/91-00/12/31	4/8/2000	152 144 92	212 256 22	(60 111 30)
400 00	BALLARD PWR SYS INC	COM	06/12/91-00/12/31	4/7/2000	34 638 84	48 743 75	(14 104 91)
2 100 00	BALLARD PWR SYS INC	COM	06/12/91-00/12/31	4/25/2000	158 885 95	239 704 26	(80 818 31)
400 00	BALLARD PWR SYS INC	COM	06/12/91-00/12/31	5/2/2000	32 486 43	45 284 28	(12 797 85)
2 400 00	BALLARD PWR SYS INC	COM	06/12/91-00/12/31	5/16/2000	179 775 30	271 705 68	(91 930 37)
200 00	BALLARD PWR SYS INC	COM	06/12/91-00/12/31	5/18/2000	14 349 52	22 842 14	(8 492 62)
1 000 00	BALLARD PWR SYS INC	COM	06/12/91-00/12/31	5/23/2000	64 507 84	113 210 70	(48 702 86)
400 00	BALLARD PWR SYS INC	COM	06/12/91-00/12/31	6/1/2000	30 498 98	45 284 28	(14 785 30)
1 000 00	BALLARD PWR SYS INC	COM	06/12/91-00/12/31	6/8/2000	78 047 38	112 495 81	(34 448 42)
2 800 00	BALLARD PWR SYS INC	COM	06/12/91-00/12/31	6/9/2000	226 367 41	301 630 00	(75 262 59)
2 700 00	BALLARD PWR SYS INC	COM	06/12/91-00/12/31	6/12/2000	218 057 42	284 045 00	(65 987 58)
3 200 00	BALLARD PWR SYS INC	COM	06/12/91-00/12/31	6/13/2000	261 164 73	336 000 00	(74 835 27)
3 800 00	BALLARD PWR SYS INC	COM	06/12/91-00/12/31	6/14/2000	315 310 44	385 638 53	(70 328 09)
900 00	BALLARD PWR SYS INC	COM	06/12/91-00/12/31	6/15/2000	72 785 07	75 155 67	(2 370 60)
2 400 00	BALLARD PWR SYS INC	COM	06/12/91-00/12/31	6/18/2000	183 813 53	194 410 02	(10 596 49)
200 00	BALLARD PWR SYS INC	COM	06/12/91-00/12/31	6/19/2000	10 009 96	14 700 00	(4 690 04)
1 300 00	BALLARD PWR SYS INC	COM	06/12/91-00/12/31	6/19/2000	103 996 53	88 518 45	14 478 07
1 300 00	BR FREE INC	COM	06/12/91-00/12/31	1/4/2000	92 730 19	101 824 44	(9 104 25)
800 00	BR FREE INC	COM	06/12/91-00/12/31	1/5/2000	55 798 14	52 813 12	3 985 02
2 200 00	BR FREE INC	COM	06/12/91-00/12/31	1/6/2000	153 087 39	138 621 68	14 465 71
2 100 00	BR FREE INC	COM	06/12/91-00/12/31	1/7/2000	146 391 37	95 856 40	50 534 97
3 200 00	BR FREE INC	COM	06/12/91-00/12/31	1/10/2000	237 585 52	94 186 33	143 379 19
5 300 00	BR FREE INC	COM	06/12/91-00/12/31	1/11/2000	384 097 88	87 749 40	276 348 46
4 300 00	BEA SYS INC	COM	06/12/91-00/12/31	2/3/2000	371 868 88	400 007 50	(28 138 62)
1 100 00	BEA SYS INC	COM	06/12/91-00/12/31	2/7/2000	106 572 69	98 784 30	8 788 39
1 100 00	BEA SYS INC	COM	06/12/91-00/12/31	2/8/2000	112 168 78	99 784 30	12 384 46
2 100 00	BEA SYS INC	COM	06/12/91-00/12/31	2/15/2000	252 188 57	227 847 42	24 341 15
2 100 00	BEA SYS INC	COM	06/12/91-00/12/31	2/15/2000	255 086 47	225 522 57	30 143 80
3 800 00	BEA SYS INC	COM	06/12/91-00/12/31	2/17/2000	503 340 72	418 099 87	84 240 85
3 500 00	BEA SYS INC	COM	06/12/91-00/12/31	2/18/2000	490 749 99	363 430 85	133 319 14
1 100 00	BEA SYS INC	COM	06/12/91-00/12/31	2/22/2000	152 864 33	113 716 57	39 267 76
3 200 00	BEA SYS INC	COM	06/12/91-00/12/31	2/23/2000	453 251 45	330 811 84	122 439 61
4 300 00	BEA SYS INC	COM	06/12/91-00/12/31	2/24/2000	579 405 68	433 129 28	146 276 40
3 200 00	BEA SYS INC	COM	06/12/91-00/12/31	2/29/2000	401 880 04	318 738 70	83 221 34
1 000 00	BEA SYS INC	COM	06/12/91-00/12/31	3/1/2000	128 558 21	90 575 84	37 982 37
1 000 00	BEA SYS INC	COM	06/12/91-00/12/31	3/8/2000	138 870 37	140 125 00	(1 254 63)
2 000 00	BEA SYS INC	COM	06/12/91-00/12/31	3/17/2000	108 063 89	142 041 70	(33 977 81)
1 000 00	BEA SYS INC	COM	06/12/91-00/12/31	3/20/2000	190 618 64	277 366 70	(86 748 06)
800 00	BEA SYS INC	COM	06/12/91-00/12/31	3/21/2000	95 271 82	142 041 70	(46 769 88)
1 100 00	BEA SYS INC	COM	06/12/91-00/12/31	3/31/2000	61 747 94	103 617 94	(41 869 99)
300 00	BEA SYS INC	COM	06/12/91-00/12/31	4/3/2000	80 572 31	140 786 25	(60 213 94)
600 00	BEA SYS INC	COM	06/12/91-00/12/31	4/7/2000	28 855 28	38 546 25	(9 690 97)
5 100 00	BEA SYS INC	COM	06/12/91-00/12/31	4/10/2000	53 680 71	78 792 50	(25 111 79)
10 200 00	BEA SYS INC	COM	06/12/91-00/12/31	4/25/2000	204 248 18	323 100 17	(118 851 98)
1 000 00	BEA SYS INC	COM	06/12/91-00/12/31	4/28/2000	477 218 59	811 408 96	(334 190 37)
2 000 00	BEA SYS INC	COM	06/12/91-00/12/31	5/3/2000	44 686 01	56 720 85	(12 034 84)
17 600 00	BEA SYS INC	COM	06/12/91-00/12/31	5/16/2000	93 998 86	110 606 90	(16 608 04)
7 100 00	BEA SYS INC	COM	06/12/91-00/12/31	5/17/2000	753 711 41	867 413 75	(113 702 34)
4 100 00	BEA SYS INC	COM	06/12/91-00/12/31	5/18/2000	263 585 27	320 831 75	(57 246 48)
3 100 00	BEA SYS INC	COM	06/12/91-00/12/31	5/19/2000	151 912 84	178 246 54	(26 333 70)
27 300 00	BEA SYS INC	COM	06/12/91-00/12/31	5/22/2000	83 384 38	125 755 73	(42 371 35)
14 200 00	BEA SYS INC	COM	06/12/91-00/12/31	5/23/2000	771 705 91	707 194 07	64 511 84
1 100 00	BIODEN INC	COM	06/12/91-00/12/31	5/27/2000	442 721 36	460 706 98	(17 985 62)
4 700 00	BIODEN INC	COM	06/12/91-00/12/31	2/15/2000	109 102 61	110 846 45	(1 743 84)
2 100 00	BIODEN INC	COM	06/12/91-00/12/31	2/17/2000	242 121 92	211 866 75	30 255 17
1 500 00	BIODEN INC	COM	06/12/91-00/12/31	2/17/2000	587 668 41	473 616 65	114 051 76
1 100 00	BIODEN INC	COM	06/12/91-00/12/31	2/18/2000	311 130 37	251 923 75	59 206 62
3 200 00	BIODEN INC	COM	06/12/91-00/12/31	2/27/2000	121 353 45	110 846 45	10 507 00
1 200 00	BIODEN INC	COM	06/12/91-00/12/31	2/27/2000	365 627 81	322 482 40	43 145 41
900 00	BIODEN INC	COM	06/12/91-00/12/31	2/28/2000	124 195 86	124 393 35	(19 197 49)
5 100 00	BIODEN INC	COM	06/12/91-00/12/31	3/8/2000	89 897 00	103 831 92	(13 934 92)
6 100 00	BIODEN INC	COM	06/12/91-00/12/31	3/9/2000	491 368 62	548 828 64	(57 460 02)
16 400 00	BIODEN INC	COM	06/12/91-00/12/31	3/10/2000	537 195 08	606 494 82	(69 299 74)
1 100 00	BROADBASE SOFTWARE INC	COM	06/12/91-00/12/31	3/13/2000	1 231 378 77	1 585 705 97	(354 327 20)
1 100 00	BROADBASE SOFTWARE INC	COM	06/12/91-00/12/31	2/22/2000	128 241 97	140 098 75	(11 856 78)
800 00	BROADBASE SOFTWARE INC	COM	06/12/91-00/12/31	3/3/2000	170 484 31	175 889 80	(5 405 49)
3 000 00	BROADBASE SOFTWARE INC	COM	06/12/91-00/12/31	3/17/2000	54 048 17	79 475 00	(25 426 83)
12 200 00	BROADBASE SOFTWARE INC	COM	06/12/91-00/12/31	3/24/2000	229 742 24	393 247 50	(163 505 26)
8 800 00	BROADBASE SOFTWARE INC	COM	06/12/91-00/12/31	4/7/2000	187 327 19	273 890 40	(86 563 21)
8 800 00	BROADBASE SOFTWARE INC	COM	06/12/91-00/12/31	5/1/2000	172 929 93	568 736 80	(395 806 87)
8 500 00	BROADBASE SOFTWARE INC	COM	06/12/91-00/12/31	5/2/2000	159 217 54	449 045 44	(289 827 90)
4 900 00	BROADBASE SOFTWARE INC	COM	06/12/91-00/12/31	5/3/2000	78 052 12	232 750 00	(154 697 88)
23 800 00	BROADBASE SOFTWARE INC	COM	06/12/91-00/12/31	5/4/2000	353 087 92	832 181 78	(479 073 78)
2 000 00	BROADCOM CORP	CL A	06/12/91-00/12/31	5/2/2000	365 437 81	394 278 60	(28 840 79)
1 000 00	BROADCOM CORP	CL A	06/12/91-00/12/31	5/3/2000	178 119 06	197 138 30	(19 019 24)
800 00	BROADCOM CORP	CL A	06/12/91-00/12/31	5/18/2000	115 126 16	157 710 64	(42 584 48)
1 000 00	BROADCOM CORP	CL A	06/12/91-00/12/31	5/23/2000	130 683 14	197 138 30	(66 455 16)
1 000 00	BROADCOM CORP	CL A	06/12/91-00/12/31	5/24/2000	121 995 83	197 138 30	(75 142 47)
1 500 00	BROADCOM CORP	CL A	06/12/91-00/12/31	5/30/2000	198 100 49	274 089 05	(75 988 56)
1 000 00	BROADCOM CORP	CL A	06/12/91-00/12/31	6/1/2000	140 470 31	179 456 30	(38 985 99)
1 000 00	BROADCOM CORP	CL A	06/12/91-00/12/31	6/13/2000	144 185 19	179 456 30	(35 271 11)
500 00	BROADCOM CORP	CL A	06/12/91-00/12/31	6/28/2000	63 377 53	86 982 30	(23 604 77)
11 400 00	BROADCOM CORP	CL A	06/12/91-00/12/31	6/28/2000	2 170 084 14	2 007 804 85	162 279 29
6 100 00	BROADCOM CORP	CL A	06/12/91-00/12/31	6/29/2000	1 186 138 40	1 040 841 70	145 296 70
17 700 00	BROADCOM CORP	CL A	06/12/91-00/12/31	6/29/2000	3 456 429 28	2 868 321 11	588 108 17
25 900 00	BROADCOM CORP	CL A	06/12/91-00/12/31	6/30/2000	5 343 989 01	5 387 427 55	1 756 561 46
8 700 00	BROADCOM CORP	CL A	06/12/91-00/12/31	6/30/2000	1 901 430 36	1 339 454 14	561 976 22
2 200 00	BROADCOM CORP	CL A	06/12/91-00/12/31	9/22/2000	535 086 52	528 082 50	7 004 02
800 00	BROADCOM CORP	CL A	06/12/91-00/12/31	10/9/2000	184 813 83	208 000 00	(23 186 17)
3 400 00	BROADCOM CORP	CL A	06/12/91-00/12/31	10/13/2000	725 387 77	1079 963 50	(354 575 73)
2 500 00	BROADCOM CORP	CL A	06/12/91-00/12/31	10/16/2000	561 168 79	643 656 25	(82 487 46)
1 700 00	BROADCOM CORP	CL A	06/12/91-00/12/31	10/17/2000	381 743 52	426 456 25	(44 712 73)
800 00	BROADCOM CORP	CL A	06/12/91-00/12/31	10/20/2000	193 383 55	194 740 00	(1 356 45)
100 00	BROADCOM CORP	CL A	06/12/91-00/12/31	10/24/2000	25 178 29	24 003 75	1 174 54
3 300 00	BROADCOM CORP	CL A	06/12/91-00/12/31	10/31/2000	716 960 50	816 511 25	(99 550 75)
1 700 00	BROADCOM CORP	CL A	06/12/91-00/12/31	11/2/2000	372 117 89	404 853 83	(32 735 94)
7 700 00	BROADCOM CORP	CL A	06/12/91-00/12/31	11/7/2000	1 452 642 04	1 734 478 53	(281 836 49)
2 800 00	BROADCOM CORP	CL A	06/12/91-00/12/31	11/26/2000	250 302 87	264 833 20	(14 530 33)
4 200 00	BROADCOM CORP	CL A	06/12/91-00/12/31	11/28/2000	377 080 07	397 399 80	(20 319 73)
1 000 00	BROCADE COMMUNICATIONS SYS INC	COM	06/12/91-00/12/31	1/5/2000	163 682 04	172 854 20	(9 172 16)
7 500 00	BROCADE COMMUNICATIONS SYS INC	COM	06/12/91-00/12/31	1/6/2000	1 166 746 80	1 248 938 19	(82 191 39)
5 300 00	BROCADE COMMUNICATIONS SYS INC	COM	06/12/91-00/12/31	1/7/2000	838 432 05	853 566 90	(15 134 85)
1 100 00	BROCADE COMMUNICATIONS SYS INC	COM	06/12/91-00/12/31	1/10/2000	175 858 83	180 400 00	(4 541 17)
1 700 00	BROCADE COMMUNICATIONS SYS INC	COM	06/12/91-00/12/31	1/12/2000	275 617 80	278 600 00	(2 982 20)
3 200 00	BROCADE COMMUNICATIONS SYS INC	COM	06/12/91-00/12/31	1/18/2000	519 716 11	517 085 65	

THE ROCKEFELLER FOUNDATION
EMPLOYEE ID NO 13-165629
GAIN AND LOSSES FOR TAX ON INVESTMENT INCOME
FORM 990 PF 2000 PART IV

Par	Security Name	Security Description	Date Bought	Date Sold	Proceeds	Cost	Realized
5 600 00	BROCADE COMMUNICATIONS SYS INC	COM	8/12/2001-001/23/1	2/18/2000	1 049 440 29	944 778 36	104 660 83
2 370 00	BROCADE COMMUNICATIONS SYS INC	COM	8/12/2001-001/23/1	2/10/2000	440 370 32	395 626 29	44 744 12
800 00	BROCADE COMMUNICATIONS SYS INC	COM	8/12/2001-001/23/1	2/11/2000	162 894 57	134 423 80	28 470 97
8 800 00	BROCADE COMMUNICATIONS SYS INC	COM	8/12/2001-001/23/1	2/11/2000	1 786 501 48	1 433 343 34	353 158 14
12 000 00	BROCADE COMMUNICATIONS SYS INC	COM	8/12/2001-001/23/1	2/14/2000	2 611 758 53	1 872 545 12	739 213 41
2 100 00	BROCADE COMMUNICATIONS SYS INC	COM	8/12/2001-001/23/1	2/15/2000	460 683 19	322 708 68	137 974 51
4 800 00	BROCADE COMMUNICATIONS SYS INC	COM	8/12/2001-001/23/1	2/18/2000	1 119 717 23	720 333 32	399 383 91
5 700 00	BROCADE COMMUNICATIONS SYS INC	COM	8/12/2001-001/23/1	2/17/2000	1 362 607 47	818 028 09	544 579 38
3 600 00	BROCADE COMMUNICATIONS SYS INC	COM	8/12/2001-001/23/1	2/18/2000	989 726 88	518 561 70	471 165 18
1 200 00	BROCADE COMMUNICATIONS SYS INC	COM	8/12/2001-001/23/1	2/22/2000	328 809 04	171 165 00	157 644 04
6 700 00	BROCADE COMMUNICATIONS SYS INC	COM	8/12/2001-001/23/1	2/28/2000	1 722 366 44	1 675 443 36	46 923 08
8 000 00	BROCADE COMMUNICATIONS SYS INC	COM	8/12/2001-001/23/1	2/29/2000	2 325 571 27	2 140 222 00	185 349 27
4 100 00	BROCADE COMMUNICATIONS SYS INC	COM	8/12/2001-001/23/1	3/1/2000	1 207 153 51	1 006 351 07	110 802 44
3 000 00	BROCADE COMMUNICATIONS SYS INC	COM	8/12/2001-001/23/1	3/1/2000	885 270 49	689 916 42	195 354 07
4 000 00	BROCADE COMMUNICATIONS SYS INC	COM	8/12/2001-001/23/1	3/3/2000	1 261 583 14	867 275 00	374 308 14
2 100 00	BROCADE COMMUNICATIONS SYS INC	COM	8/12/2001-001/23/1	3/6/2000	877 017 43	299 538 75	577 478 68
1 800 00	BROCADE COMMUNICATIONS SYS INC	COM	8/12/2001-001/23/1	3/7/2000	810 899 63	253 627 82	557 271 81
3 100 00	BROCADE COMMUNICATIONS SYS INC	COM	8/12/2001-001/23/1	3/6/2000	943 944 26	436 713 12	507 231 14
1 100 00	BROCADE COMMUNICATIONS SYS INC	COM	8/12/2001-001/23/1	3/10/2000	381 109 78	358 264 82	21 844 97
1 900 00	BROCADE COMMUNICATIONS SYS INC	COM	8/12/2001-001/23/1	3/17/2000	279 350 15	312 413 48	(33 063 33)
2 300 00	BROCADE COMMUNICATIONS SYS INC	COM	8/12/2001-001/23/1	3/20/2000	390 882 32	378 184 75	12 697 57
1 200 00	BROCADE COMMUNICATIONS SYS INC	COM	8/12/2001-001/23/1	3/21/2000	182 243 82	195 982 52	(13 738 60)
5 700 00	BROCADE COMMUNICATIONS SYS INC	COM	8/12/2001-001/23/1	3/22/2000	952 848 06	905 080 87	47 767 19
2 100 00	BROCADE COMMUNICATIONS SYS INC	COM	8/12/2001-001/23/1	3/23/2000	363 376 86	268 231 99	95 144 87
5 000 00	BROCADE COMMUNICATIONS SYS INC	COM	8/12/2001-001/23/1	3/24/2000	834 895 16	351 771 30	483 123 86
7 100 00	BROCADE COMMUNICATIONS SYS INC	COM	8/12/2001-001/23/1	3/28/2000	1 171 156 37	689 982 83	481 173 54
2 000 00	BROCADE COMMUNICATIONS SYS INC	COM	8/12/2001-001/23/1	3/31/2000	344 786 50	133 580 65	211 205 85
5 700 00	BROCADE COMMUNICATIONS SYS INC	COM	8/12/2001-001/23/1	4/4/2000	818 829 43	343 817 54	475 011 89
2 800 00	BROCADE COMMUNICATIONS SYS INC	COM	8/12/2001-001/23/1	4/5/2000	296 736 89	178 125 82	118 611 07
4 300 00	BROCADE COMMUNICATIONS SYS INC	COM	8/12/2001-001/23/1	4/6/2000	801 788 15	259 834 70	541 953 45
1 000 00	BROCADE COMMUNICATIONS SYS INC	COM	8/12/2001-001/23/1	4/7/2000	145 270 15	50 167 50	95 102 65
1 000 00	BROCADE COMMUNICATIONS SYS INC	COM	8/12/2001-001/23/1	4/19/2000	127 745 74	50 187 50	77 558 24
1 000 00	BROCADE COMMUNICATIONS SYS INC	COM	8/12/2001-001/23/1	5/3/2000	112 371 25	125 848 25	(13 477 00)
8 000 00	BROCADE COMMUNICATIONS SYS INC	COM	8/12/2001-001/23/1	5/15/2000	1 017 753 27	911 674 04	106 079 23
500 00	BROCADE COMMUNICATIONS SYS INC	COM	8/12/2001-001/23/1	5/18/2000	60 897 87	54 129 70	6 768 17
2 100 00	BROCADE COMMUNICATIONS SYS INC	COM	8/12/2001-001/23/1	5/22/2000	196 868 43	231 460 34	(34 591 91)
1 000 00	BROCADE COMMUNICATIONS SYS INC	COM	8/12/2001-001/23/1	5/23/2000	96 215 49	108 245 96	(19 030 47)
2 100 00	BROCADE COMMUNICATIONS SYS INC	COM	8/12/2001-001/23/1	5/30/2000	242 712 83	270 290 50	(27 577 67)
2 000 00	BROCADE COMMUNICATIONS SYS INC	COM	8/12/2001-001/23/1	5/31/2000	235 497 15	213 988 00	21 509 15
4 000 00	BROCADE COMMUNICATIONS SYS INC	COM	8/12/2001-001/23/1	6/2/2000	536 482 11	420 818 54	105 663 57
4 500 00	BROCADE COMMUNICATIONS SYS INC	COM	8/12/2001-001/23/1	6/6/2000	848 731 94	544 743 88	303 988 06
1 000 00	BROCADE COMMUNICATIONS SYS INC	COM	8/12/2001-001/23/1	6/7/2000	142 620 24	100 100 00	42 520 24
1 400 00	BROCADE COMMUNICATIONS SYS INC	COM	8/12/2001-001/23/1	6/7/2000	199 718 32	140 140 00	59 578 32
4 000 00	BROCADE COMMUNICATIONS SYS INC	COM	8/12/2001-001/23/1	6/8/2000	670 318 82	400 400 00	270 918 82
4 000 00	BROCADE COMMUNICATIONS SYS INC	COM	8/12/2001-001/23/1	6/9/2000	584 662 57	274 204 54	310 458 03
1 800 00	BROCADE COMMUNICATIONS SYS INC	COM	8/12/2001-001/23/1	6/13/2000	251 725 01	86 453 83	165 271 18
2 200 00	BROCADE COMMUNICATIONS SYS INC	COM	8/12/2001-001/23/1	6/13/2000	308 237 22	113 998 94	194 238 28
2 100 00	BROCADE COMMUNICATIONS SYS INC	COM	8/12/2001-001/23/1	6/14/2000	301 168 23	108 817 17	192 351 06
4 400 00	BROCADE COMMUNICATIONS SYS INC	COM	8/12/2001-001/23/1	6/15/2000	622 304 25	227 997 88	394 306 37
4 300 00	BROCADE COMMUNICATIONS SYS INC	COM	8/12/2001-001/23/1	6/20/2000	688 702 88	222 816 11	465 886 77
2 200 00	BROCADE COMMUNICATIONS SYS INC	COM	8/12/2001-001/23/1	6/23/2000	347 478 41	356 312 68	(10 834 27)
4 800 00	BROCADE COMMUNICATIONS SYS INC	COM	8/12/2001-001/23/1	6/28/2000	623 213 35	481 638 52	141 574 83
2 700 00	BROCADE COMMUNICATIONS SYS INC	COM	8/12/2001-001/23/1	6/29/2000	388 493 40	112 961 39	275 532 01
1 700 00	BROCADE COMMUNICATIONS SYS INC	COM	8/12/2001-001/23/1	6/29/2000	295 737 10	87 815 31	207 921 79
4 300 00	BROCADE COMMUNICATIONS SYS INC	COM	8/12/2001-001/23/1	6/30/2000	764 622 01	220 845 49	543 776 52
2 200 00	BROCADE COMMUNICATIONS SYS INC	COM	8/12/2001-001/23/1	6/30/2000	368 637 03	112 867 21	255 769 82
4 300 00	BROCADE COMMUNICATIONS SYS INC	COM	8/12/2001-001/23/1	6/30/2000	788 419 13	220 838 05	567 581 08
1 100 00	CBS CORP	COM	8/12/2001-001/23/1	1/12/2000	66 814 52	68 456 41	(1 641 89)
1 100 00	CBS CORP	COM	8/12/2001-001/23/1	1/21/2000	65 832 60	68 456 41	(2 623 81)
6 400 00	CBS CORP	COM	8/12/2001-001/23/1	1/27/2000	398 998 67	396 965 44	2 033 23
800 00	CBS CORP	COM	8/12/2001-001/23/1	2/22/2000	40 396 45	51 800 00	(11 403 55)
5 300 00	CBS CORP	COM	8/12/2001-001/23/1	2/28/2000	285 964 51	320 879 58	(35 015 05)
30 800 00	CBS CORP	COM	8/12/2001-001/23/1	2/28/2000	1 701 128 88	1 263 821 58	437 307 30
700 00	CNET INC	COM	8/12/2001-001/23/1	1/12/2000	10 894 63	14 952 88	(4 058 25)
1 000 00	CNET INC	COM	8/12/2001-001/23/1	1/19/2000	64 285 35	74 764 40	(10 479 05)
1 000 00	CNET INC	COM	8/12/2001-001/23/1	1/20/2000	64 235 35	74 764 40	(10 529 05)
2 100 00	CNET INC	COM	8/12/2001-001/23/1	1/21/2000	121 533 44	157 005 24	(35 471 80)
2 200 00	CNET INC	COM	8/12/2001-001/23/1	1/24/2000	129 245 69	156 473 24	(27 227 55)
1 100 00	CNET INC	COM	8/12/2001-001/23/1	1/25/2000	58 174 31	77 875 45	(19 701 14)
1 700 00	CNET INC	COM	8/12/2001-001/23/1	1/26/2000	81 371 95	114 771 25	(33 399 30)
1 500 00	CNET INC	COM	8/12/2001-001/23/1	1/27/2000	77 702 80	99 697 56	(21 994 76)
400 00	CNET NETWORKS INC	COM	8/12/2001-001/23/1	2/2/2000	20 569 31	26 412 52	(5 843 21)
1 100 00	CNET NETWORKS INC	COM	8/12/2001-001/23/1	2/3/2000	57 115 59	72 634 43	(15 518 84)
1 700 00	CNET NETWORKS INC	COM	8/12/2001-001/23/1	2/4/2000	83 975 07	112 072 58	(28 097 51)
1 100 00	CNET NETWORKS INC	COM	8/12/2001-001/23/1	2/6/2000	55 874 38	70 493 75	(14 619 37)
12 400 00	CNET NETWORKS INC	COM	8/12/2001-001/23/1	2/18/2000	698 449 52	782 645 68	(84 196 16)
8 500 00	CNET NETWORKS INC	COM	8/12/2001-001/23/1	2/17/2000	549 530 48	498 150 95	51 379 53
400 00	CNET NETWORKS INC	COM	8/12/2001-001/23/1	2/18/2000	26 398 12	24 088 13	2 309 99
5 200 00	CNET NETWORKS INC	COM	8/12/2001-001/23/1	2/18/2000	352 431 25	301 510 84	50 920 41
5 900 00	CNET NETWORKS INC	COM	8/12/2001-001/23/1	2/22/2000	377 628 12	335 622 87	42 005 25
3 400 00	CNET NETWORKS INC	COM	8/12/2001-001/23/1	2/24/2000	277 792 40	211 825 76	15 966 64
2 400 00	CNET NETWORKS INC	COM	8/12/2001-001/23/1	2/28/2000	160 494 65	132 755 04	27 739 61
3 500 00	CNET NETWORKS INC	COM	8/12/2001-001/23/1	2/29/2000	231 327 58	190 887 50	40 440 08
1 000 00	CNET NETWORKS INC	COM	8/12/2001-001/23/1	3/1/2000	67 810 23	54 375 00	13 435 23
800 00	CNET NETWORKS INC	COM	8/12/2001-001/23/1	3/8/2000	58 453 05	66 375 00	(7 921 95)
1 000 00	CNET NETWORKS INC	COM	8/12/2001-001/23/1	3/9/2000	66 897 76	70 706 41	(3 808 65)
6 700 00	CNET NETWORKS INC	COM	8/12/2001-001/23/1	3/10/2000	404 277 98	362 245 59	42 032 39
800 00	CNET NETWORKS INC	COM	8/12/2001-001/23/1	3/17/2000	51 758 52	49 682 50	2 076 02
1 000 00	CNET NETWORKS INC	COM	8/12/2001-001/23/1	3/23/2000	53 123 22	54 587 50	(1 464 28)
1 000 00	CNET NETWORKS INC	COM	8/12/2001-001/23/1	4/5/2000	44 988 50	54 625 00	(9 636 50)
2 100 00	CNET NETWORKS INC	COM	8/12/2001-001/23/1	4/6/2000	83 184 39	112 262 50	(29 078 11)
3 000 00	CNET NETWORKS INC	COM	8/12/2001-001/23/1	4/7/2000	131 886 60	156 518 34	(24 631 74)
1 000 00	CNET NETWORKS INC	COM	8/12/2001-001/23/1	4/18/2000	27 836 56	32 059 68	(4 223 12)
4 100 00	CNET NETWORKS INC	COM	8/12/2001-001/23/1	4/19/2000	143 559 17	213 358 08	(69 798 91)
4 000 00	CNET NETWORKS INC	COM	8/12/2001-001/23/1	4/20/2000	138 895 33	205 677 83	(66 782 50)
4 200 00	CNET NETWORKS INC	COM	8/12/2001-001/23/1	4/20/2000	158 069 69	215 584 35	(57 514 66)
2 100 00	CNET NETWORKS INC	COM	8/12/2001-001/23/1	4/20/2000	72 644 55	108 707 73	(36 063 18)
1 000 00	CNET NETWORKS INC	COM	8/12/2001-001/23/1	4/24/2000	37 498 81	51 212 38	(13 713 57)
1 000 00	CNET NETWORKS INC	COM	8/12/2001-001/23/1	4/24/2000	29 988 00	51 187 50	(21 199 50)
8 500 00	CNET NETWORKS INC	COM	8/12/2001-001/23/1	4/27/2000	278 845 85	429 329 31	(150 483 46)
10 300 00	CNET NETWORKS INC	COM	8/12/2001-001/23/1	5/1/2000	817 460 05	777 075 78	140 384 27
1 000 00	CABLEVISION SYS CORP	CL A	8/12/2001-001/23/1	1/5/2000	70 738 84	78 790 00	(8 051 16)
4 200 00	CABLEVISION SYS CORP	CL A	8/12/2001-001/23/1	1/6/2000	313 729 43	318 745 82	(5 016 39)
5 400 00	CABLEVISION SYS CORP	CL A	8/12/2001-001/23/1	1/6/2000	402 525 25	384 073 24	18 452 01
1 100 00	CABLEVISION SYS CORP	CL A	8/12/2001-001/23/1	1/7/2000	81 273 53	70 806 34	10 467 19
15 900 00	CABLEVISION SYS CORP	CL A	8/12/2001-001/23/1	1/10/2000	1 294 334 48	852 482 50	441 851 98
4 300 00	CACHEFLOW INC	COM	8/12/2001-001/23/1	1/1/2000	348 438 90	245 438 71	103 000 19

THE ROCKEFELLER FOUNDATION
EMPLOYEE ID NO 13-165629
GAIN AND LOSSES FOR TAX ON INVESTMENT INCOME
FORM 990 PF 2000 PART IV

Par	Security Name	Security Description	Date Bought	Date Sold	Proceeds	Cost	Realized
500.00	CACHEFLOW INC	COM	06/12/01-00/12/01	11/8/2000	87,778.90	74,425.00	(6,646.01)
2,200.00	CACHEFLOW INC	COM	06/12/01-00/12/01	11/10/2000	266,510.15	296,510.05	(34,224.90)
1,900.00	CACHEFLOW INC	COM	06/12/01-00/12/01	11/13/2000	178,658.83	230,978.37	(52,319.54)
1,700.00	CELL THERAPEUTICS INC	CDT COM	06/12/01-00/12/01	10/3/2000	109,646.34	107,536.16	2,110.18
1,700.00	CELL THERAPEUTICS INC	CDT COM	06/12/01-00/12/01	10/12/2000	102,209.09	93,441.68	8,767.41
900.00	CELL THERAPEUTICS INC	CDT COM	06/12/01-00/12/01	10/19/2000	63,897.87	48,003.14	15,894.73
600.00	CELL THERAPEUTICS INC	CDT COM	06/12/01-00/12/01	11/8/2000	37,923.90	41,830.88	(8,906.98)
3,600.00	CELL THERAPEUTICS INC	CDT COM	06/12/01-00/12/01	12/5/2000	129,505.68	102,714.72	(83,209.04)
4,300.00	CELL THERAPEUTICS INC	CDT COM	06/12/01-00/12/01	12/6/2000	154,615.53	163,400.00	(8,784.47)
1,200.00	CELL THERAPEUTICS INC	CDT COM	06/12/01-00/12/01	12/7/2000	38,173.72	45,800.00	(7,626.28)
500.00	CELL THERAPEUTICS INC	CDT COM	06/12/01-00/12/01	12/14/2000	19,280.60	19,000.00	280.60
2,900.00	CELL THERAPEUTICS INC	CDT COM	06/12/01-00/12/01	12/27/2000	133,939.28	118,900.00	15,039.28
9,900.00	CELESTICA INC	SUB VTG SHS	06/12/01-00/12/01	11/13/2000	326,878.00	458,400.48	(131,722.48)
800.00	CELESTICA INC	SUB VTG SHS	06/12/01-00/12/01	12/4/2000	47,408.41	57,242.96	(9,834.55)
100.00	CELESTICA INC	SUB VTG SHS	06/12/01-00/12/01	12/7/2000	6,260.21	5,801.29	458.92
1,400.00	CELESTICA INC	SUB VTG SHS	06/12/01-00/12/01	12/12/2000	93,378.88	100,175.18	(6,796.30)
5,800.00	CELESTICA INC	SUB VTG SHS	06/12/01-00/12/01	12/13/2000	357,767.44	413,329.30	(55,561.86)
4,400.00	CELESTICA INC	SUB VTG SHS	06/12/01-00/12/01	12/14/2000	252,038.11	312,282.96	(60,244.85)
12,300.00	CELESTICA INC	SUB VTG SHS	06/12/01-00/12/01	12/15/2000	658,286.33	807,004.48	(148,718.15)
5,500.00	CELESTICA INC	SUB VTG SHS	06/12/01-00/12/01	12/15/2000	293,552.71	356,491.45	(62,938.74)
900.00	CELESTICA INC	SUB VTG SHS	06/12/01-00/12/01	12/15/2000	47,873.53	58,325.03	(10,451.50)
400.00	CELESTICA INC	SUB VTG SHS	06/12/01-00/12/01	12/15/2000	21,545.28	25,096.67	(3,551.39)
900.00	CELESTICA INC	SUB VTG SHS	06/12/01-00/12/01	12/15/2000	57,513.24	55,583.00	1,930.24
10,200.00	CELESTICA INC	SUB VTG SHS	06/12/01-00/12/01	12/15/2000	560,757.92	672,690.55	(111,932.63)
1,700.00	CELESTICA INC	SUB VTG SHS	06/12/01-00/12/01	12/15/2000	87,959.23	103,114.97	(15,155.74)
900.00	CELESTICA INC	SUB VTG SHS	06/12/01-00/12/01	12/15/2000	54,166.94	54,188.42	(21.48)
3,400.00	CELESTICA INC	SUB VTG SHS	06/12/01-00/12/01	12/15/2000	43,988.53	47,560.00	(3,571.47)
3,400.00	CELESTICA INC	SUB VTG SHS	06/12/01-00/12/01	12/15/2000	186,143.78	193,724.03	(7,580.25)
3,400.00	CELESTICA INC	SUB VTG SHS	06/12/01-00/12/01	12/15/2000	170,419.31	189,603.90	(19,184.59)
5,100.00	CELESTICA INC	SUB VTG SHS	06/12/01-00/12/01	12/15/2000	233,200.26	185,582.36	47,617.90
1,700.00	CELESTICA INC	SUB VTG SHS	06/12/01-00/12/01	12/15/2000	350,512.33	378,327.42	(27,815.09)
1,500.00	CELESTICA INC	SUB VTG SHS	06/12/01-00/12/01	12/15/2000	112,955.28	91,735.06	21,220.22
4,200.00	CELESTICA INC	SUB VTG SHS	06/12/01-00/12/01	12/15/2000	108,590.09	80,942.70	27,647.39
1,000.00	CELESTICA INC	SUB VTG SHS	06/12/01-00/12/01	12/15/2000	218,917.70	255,296.48	(36,378.78)
800.00	CELESTICA INC	SUB VTG SHS	06/12/01-00/12/01	12/15/2000	52,673.24	53,801.80	(1,128.56)
800.00	CELESTICA INC	SUB VTG SHS	06/12/01-00/12/01	12/15/2000	54,099.41	54,140.87	(41.46)
1,400.00	CELESTICA INC	SUB VTG SHS	06/12/01-00/12/01	12/15/2000	48,488.38	46,880.14	1,608.24
10,100.00	CIENA CORP	COM	06/12/01-00/12/01	12/29/2000	48,808.59	75,546.62	(26,738.03)
1,700.00	CIENA CORP	COM	06/12/01-00/12/01	12/29/2000	2,801,855.19	2,748,339.53	(53,515.66)
1,900.00	CIENA CORP	COM	06/12/01-00/12/01	12/29/2000	280,490.65	285,306.26	(4,815.61)
900.00	CIENA CORP	COM	06/12/01-00/12/01	12/29/2000	314,012.03	313,438.72	573.31
800.00	CIENA CORP	COM	06/12/01-00/12/01	12/29/2000	144,670.17	148,844.04	(4,173.87)
5,800.00	CIENA CORP	COM	06/12/01-00/12/01	12/29/2000	89,922.00	89,975.00	(53.00)
2,900.00	CIENA CORP	COM	06/12/01-00/12/01	12/29/2000	902,268.98	956,420.00	(54,151.02)
1,900.00	CIENA CORP	COM	06/12/01-00/12/01	12/29/2000	484,105.45	471,818.00	12,287.45
5,700.00	CIENA CORP	COM	06/12/01-00/12/01	12/29/2000	340,145.06	308,845.00	31,300.06
4,800.00	CIENA CORP	COM	06/12/01-00/12/01	12/29/2000	1,021,951.99	918,729.90	103,222.09
2,900.00	CIENA CORP	COM	06/12/01-00/12/01	12/29/2000	910,424.05	830,849.05	79,575.00
800.00	CIENA CORP	COM	06/12/01-00/12/01	12/29/2000	561,022.54	406,486.80	154,535.74
1,900.00	CIENA CORP	COM	06/12/01-00/12/01	12/29/2000	1,713,359.16	1,393,580.04	319,779.12
5,700.00	CIENA CORP	COM	06/12/01-00/12/01	12/29/2000	378,336.66	301,883.42	76,453.24
7,700.00	CIENA CORP	COM	06/12/01-00/12/01	12/29/2000	1,172,539.83	845,118.61	327,421.22
2,300.00	CIENA CORP	COM	06/12/01-00/12/01	12/29/2000	1,568,818.23	1,179,894.43	388,923.80
1,100.00	CIENA CORP	COM	06/12/01-00/12/01	12/29/2000	227,323.73	208,114.12	19,209.61
4,300.00	CIENA CORP	COM	06/12/01-00/12/01	12/29/2000	1,117,715.02	99,532.84	1,018,182.18
6,400.00	CIENA CORP	COM	06/12/01-00/12/01	12/29/2000	505,233.15	498,580.21	6,652.94
15,100.00	CIENA CORP	COM	06/12/01-00/12/01	12/29/2000	793,706.66	778,868.04	14,838.62
1,000.00	CIENA CORP	COM	06/12/01-00/12/01	12/29/2000	1,897,389.16	1,843,340.34	54,048.82
4,100.00	CIENA CORP	COM	06/12/01-00/12/01	12/29/2000	133,670.54	136,579.40	(2,908.86)
300.00	CIENA CORP	COM	06/12/01-00/12/01	12/29/2000	572,955.90	564,190.80	8,765.10
4,000.00	CIENA CORP	COM	06/12/01-00/12/01	12/29/2000	40,198.86	41,282.70	(1,083.84)
31,800.00	CIENA CORP	COM	06/12/01-00/12/01	12/29/2000	578,080.78	550,436.00	27,644.78
8,900.00	CIENA CORP	COM	06/12/01-00/12/01	12/29/2000	2,421,585.27	2,163,781.78	257,803.49
8,200.00	CIENA CORP	COM	06/12/01-00/12/01	12/29/2000	709,256.51	610,282.88	98,973.63
4,000.00	CIENA CORP	COM	06/12/01-00/12/01	12/29/2000	584,243.69	515,589.54	68,654.15
14,300.00	CIENA CORP	COM	06/12/01-00/12/01	12/29/2000	283,865.40	286,227.10	(2,361.70)
6,100.00	CIENA CORP	COM	06/12/01-00/12/01	12/29/2000	970,196.91	1,078,103.87	(107,906.96)
1,000.00	CIENA CORP	COM	06/12/01-00/12/01	12/29/2000	392,038.81	443,720.71	(51,681.90)
8,100.00	CIENA CORP	COM	06/12/01-00/12/01	12/29/2000	70,535.13	72,741.10	(2,205.97)
3,000.00	CIENA CORP	COM	06/12/01-00/12/01	12/29/2000	479,086.06	581,318.22	(102,232.16)
70,500.00	CIENA CORP	COM	06/12/01-00/12/01	12/29/2000	182,369.02	207,258.25	(24,889.23)
3,800.00	CIENA CORP	COM	06/12/01-00/12/01	12/29/2000	3,871,788.25	4,835,630.38	(863,842.13)
3,800.00	CIENA CORP	COM	06/12/01-00/12/01	12/29/2000	262,686.24	200,245.68	62,440.56
6,700.00	CIENA CORP	COM	06/12/01-00/12/01	12/29/2000	253,308.84	267,150.00	(13,841.16)
38,400.00	CIENA CORP	COM	06/12/01-00/12/01	12/29/2000	440,689.86	458,845.50	(18,155.64)
2,900.00	CIENA CORP	COM	06/12/01-00/12/01	12/29/2000	2,601,753.19	2,808,793.34	(207,040.15)
2,900.00	CIENA CORP	COM	06/12/01-00/12/01	12/29/2000	184,506.34	182,647.00	1,859.34
1,800.00	CIENA CORP	COM	06/12/01-00/12/01	12/29/2000	121,081.86	126,217.00	(5,135.14)
7,700.00	CIENA CORP	COM	06/12/01-00/12/01	12/29/2000	517,407.73	515,800.00	1,607.73
800.00	CIENA CORP	COM	06/12/01-00/12/01	12/29/2000	52,688.24	53,560.00	(871.76)
8,500.00	CIENA CORP	COM	06/12/01-00/12/01	12/29/2000	545,044.33	567,203.00	(22,158.67)
3,400.00	CIENA CORP	COM	06/12/01-00/12/01	12/29/2000	213,787.87	225,802.00	(12,014.13)
5,000.00	CIENA CORP	COM	06/12/01-00/12/01	12/29/2000	308,635.71	332,150.00	(23,514.29)
1,700.00	CIENA CORP	COM	06/12/01-00/12/01	12/29/2000	104,334.02	112,831.00	(8,496.98)
8,800.00	CIENA CORP	COM	06/12/01-00/12/01	12/29/2000	407,774.24	451,724.00	(43,949.76)
8,400.00	CIENA CORP	COM	06/12/01-00/12/01	12/29/2000	484,483.85	564,569.00	(80,085.15)
5,100.00	CIENA CORP	COM	06/12/01-00/12/01	12/29/2000	450,726.45	555,717.50	(104,991.05)
3,400.00	CIENA CORP	COM	06/12/01-00/12/01	12/29/2000	270,609.77	333,888.75	(63,278.98)
4,800.00	CIENA CORP	COM	06/12/01-00/12/01	12/29/2000	182,631.41	221,087.50	(38,456.09)
2,900.00	CIENA CORP	COM	06/12/01-00/12/01	12/29/2000	455,678.80	537,172.00	(81,493.20)
13,700.00	CIENA CORP	COM	06/12/01-00/12/01	12/29/2000	180,219.65	181,786.78	(1,567.13)
51,800.00	CIENA CORP	COM	06/12/01-00/12/01	12/29/2000	748,460.91	820,084.58	(71,623.67)
11,200.00	CIENA CORP	COM	06/12/01-00/12/01	12/29/2000	2,703,104.89	2,888,211.30	(185,106.41)
2,900.00	CIENA CORP	COM	06/12/01-00/12/01	12/29/2000	558,722.24	520,356.32	38,365.92
13,000.00	CIENA CORP	COM	06/12/01-00/12/01	12/29/2000	150,794.97	157,531.77	(6,736.80)
7,200.00	CIENA CORP	COM	06/12/01-00/12/01	12/29/2000	583,285.92	702,803.44	(119,517.52)
2,800.00	CIENA CORP	COM	06/12/01-00/12/01	12/29/2000	272,690.81	373,512.24	(100,821.43)
2,200.00	CLEAR CHANNEL COMMUNICATIONS	COM	06/12/01-00/12/01	12/29/2000	112,733.74	150,442.43	(37,708.69)
4,200.00	CLEAR CHANNEL COMMUNICATIONS	COM	06/12/01-00/12/01	12/29/2000	184,039.26	193,719.88	(9,680.62)
1,700.00	CLEAR CHANNEL COMMUNICATIONS	COM	06/12/01-00/12/01	12/29/2000	356,778.10	362,821.25	(6,043.15)
9,700.00	CLEAR CHANNEL COMMUNICATIONS	COM	06/12/01-00/12/01	12/29/2000	150,147.49	156,270.46	(6,122.97)
2,700.00	CLEAR CHANNEL COMMUNICATIONS	COM	06/12/01-00/12/01	12/29/2000	877,867.28	780,238.29	97,628.99
4,300.00	CLEAR CHANNEL COMMUNICATIONS	COM	06/12/01-00/12/01	12/29/2000	195,133.49	207,618.96	(12,485.47)
8,400.00	CLEAR CHANNEL COMMUNICATIONS	COM	06/12/01-00/12/01	12/29/2000	378,559.94	405,788.59	(27,228.65)
2,200.00	CLEAR CHANNEL COMMUNICATIONS	COM	06/12/01-00/12/01	12/29/2000	682,156.36	777,365.20	(95,208.84)
2,300.00	CLEAR CHANNEL COMMUNICATIONS						

THE ROCKEFELLER FOUNDATION
EMPLOYEE ID NO 13 165629
GAIN AND LOSSES FOR TAX ON INVESTMENT INCOME
FORM 990 PF 2000 PART IV

Par	Security Name	Security Description	Date Bought	Date Sold	Proceeds	Cost	Realized
3 500 00	COMPAQ COMPUTER CORP	COM	06/12/31-00/12/31	1/20/2000	96 203 03	98 874 40	(2 771 3 1)
900 00	COMPAQ COMPUTER CORP	COM	06/12/31-00/12/31	8/2/2000	25 435 40	26 425 17	(1889 7)
9 500 00	COMPAQ COMPUTER CORP	COM	06/12/31-00/12/31	8/16/2000	303 514 86	278 532 35	24 982 51
13 800 00	COMPAQ COMPUTER CORP	COM	06/12/31-00/12/31	9/5/2000	440 032 80	452 184 82	(12 152 02)
10 200 00	COMPAQ COMPUTER CORP	COM	06/12/31-00/12/31	9/22/2000	295 014 94	318 184 08	(23 169 14)
18 900 00	COMPAQ COMPUTER CORP	COM	06/12/31-00/12/31	10/10/2000	421 840 91	479 087 23	(57 246 32)
17 000 00	COMPAQ COMPUTER CORP	COM	06/12/31-00/12/31	10/25/2000	441 135 25	477 952 23	(36 816 97)
2 400 00	COMPAQ COMPUTER CORP	COM	06/12/31-00/12/31	11/6/2000	72 794 36	66 954 00	5 840 36
25 500 00	COMPAQ COMPUTER CORP	COM	06/12/31-00/12/31	11/15/2000	682 102 22	720 723 71	(38 621 49)
3 000 00	COMPAQ COMPUTER CORP	COM	06/12/31-00/12/31	11/28/2000	66 507 77	78 589 20	(11 901 43)
18 400 00	COMPAQ COMPUTER CORP	COM	06/12/31-00/12/31	11/30/2000	361 547 91	482 013 76	(120 465 84)
14 000 00	COMPAQ COMPUTER CORP	COM	06/12/31-00/12/31	12/1/2000	321 289 26	360 749 00	(39 459 74)
1 800 00	COMPAQ COMPUTER CORP	COM	06/12/31-00/12/31	12/7/2000	31 758 93	39 007 50	(7 248 57)
40 800 00	COMPAQ COMPUTER CORP	COM	06/12/31-00/12/31	12/8/2000	808 891 42	1 041 353 50	(232 462 08)
2 400 00	CORNING INC	COM	06/12/31-00/12/31	10/13/2000	212 138 28	267 222 80	(55 084 52)
3 200 00	CORNING INC	COM	06/12/31-00/12/31	10/20/2000	335 007 83	328 804 91	6 202 92
1 000 00	CORNING INC	COM	06/12/31-00/12/31	10/23/2000	102 196 58	102 751 53	(554 94)
7 800 00	CORNING INC	COM	06/12/31-00/12/31	10/25/2000	817 979 82	775 382 72	(42 597 10)
3 400 00	CORNING INC	COM	06/12/31-00/12/31	10/27/2000	259 241 35	336 494 17	(77 252 82)
1 400 00	CORNING INC	COM	06/12/31-00/12/31	11/6/2000	102 301 58	138 415 01	(36 113 43)
8 900 00	CORNING INC	COM	06/12/31-00/12/31	11/7/2000	474 014 18	877 536 87	(403 522 69)
18 100 00	CORNING INC	COM	06/12/31-00/12/31	11/13/2000	952 829 36	1 560 059 41	(607 230 05)
2 600 00	CORNING INC	COM	06/12/31-00/12/31	11/14/2000	175 981 76	270 060 28	(92 078 52)
3 200 00	CORVIS CORP	COM	06/12/31-00/12/31	7/28/2000	263 809 60	115 200 00	148 609 60
1 000 00	CRITICAL PATH INC	COM	06/12/31-00/12/31	1/5/2000	73 047 56	80 562 50	(7 514 94)
500 00	CRITICAL PATH INC	COM	06/12/31-00/12/31	1/6/2000	36 311 28	46 781 25	(10 469 97)
1 000 00	CRITICAL PATH INC	COM	06/12/31-00/12/31	1/7/2000	88 247 72	83 562 50	(5 685 22)
2 400 00	CRITICAL PATH INC	COM	06/12/31-00/12/31	1/10/2000	178 575 88	218 975 53	(40 399 65)
500 00	CRITICAL PATH INC	COM	06/12/31-00/12/31	1/12/2000	30 873 65	54 170 04	(23 296 39)
500 00	CRITICAL PATH INC	COM	06/12/31-00/12/31	1/13/2000	34 498 85	45 141 70	(10 642 85)
1 000 00	CRITICAL PATH INC	COM	06/12/31-00/12/31	1/20/2000	84 884 67	90 177 66	(5 292 99)
2 100 00	CRITICAL PATH INC	COM	06/12/31-00/12/31	1/24/2000	177 706 57	189 049 10	(11 342 53)
2 200 00	CRITICAL PATH INC	COM	06/12/31-00/12/31	1/25/2000	167 881 80	197 459 24	(29 577 44)
4 300 00	CRITICAL PATH INC	COM	06/12/31-00/12/31	1/27/2000	300 600 39	385 633 87	(85 033 48)
1 500 00	CRITICAL PATH INC	COM	06/12/31-00/12/31	1/28/2000	98 434 21	133 068 75	(35 534 54)
2 800 00	CRITICAL PATH INC	COM	06/12/31-00/12/31	1/31/2000	173 917 32	244 609 84	(70 692 52)
1 100 00	CRITICAL PATH INC	COM	06/12/31-00/12/31	2/1/2000	74 487 51	93 068 89	(18 581 38)
1 000 00	CRITICAL PATH INC	COM	06/12/31-00/12/31	2/7/2000	69 797 87	83 982 50	(14 184 63)
700 00	CRITICAL PATH INC	COM	06/12/31-00/12/31	2/7/2000	49 348 35	56 787 75	(7 439 40)
400 00	CRITICAL PATH INC	COM	06/12/31-00/12/31	2/8/2000	28 199 06	33 593 00	(5 393 94)
4 100 00	CRITICAL PATH INC	COM	06/12/31-00/12/31	3/1/2000	368 987 70	344 407 65	24 579 05
1 000 00	CRITICAL PATH INC	COM	06/12/31-00/12/31	3/2/2000	96 996 16	82 375 00	14 621 16
3 100 00	CRITICAL PATH INC	COM	06/12/31-00/12/31	3/3/2000	304 468 13	248 492 08	55 976 05
1 000 00	CRITICAL PATH INC	COM	06/12/31-00/12/31	3/6/2000	101 996 60	78 830 40	23 166 20
4 100 00	CRITICAL PATH INC	COM	06/12/31-00/12/31	3/8/2000	442 806 07	409 316 53	33 489 54
1 100 00	CRITICAL PATH INC	COM	06/12/31-00/12/31	3/8/2000	130 510 64	109 818 83	20 691 81
400 00	CRITICAL PATH INC	COM	06/12/31-00/12/31	3/11/2000	37 632 06	45 204 16	(7 572 10)
700 00	CRITICAL PATH INC	COM	06/12/31-00/12/31	3/11/2000	54 943 82	79 107 28	(24 163 46)
400 00	CRITICAL PATH INC	COM	06/12/31-00/12/31	4/6/2000	31 248 65	45 204 16	(13 955 51)
1 600 00	CRITICAL PATH INC	COM	06/12/31-00/12/31	4/7/2000	127 070 7	180 816 64	(57 745 57)
1 100 00	CRITICAL PATH INC	COM	06/12/31-00/12/31	4/25/2000	44 727 25	124 311 44	(79 584 19)
900 00	CRITICAL PATH INC	COM	06/12/31-00/12/31	5/3/2000	40 577 39	101 709 36	(60 931 97)
1 000 00	CRITICAL PATH INC	COM	06/12/31-00/12/31	5/16/2000	45 123 49	113 010 40	(67 886 91)
400 00	CRITICAL PATH INC	COM	06/12/31-00/12/31	5/18/2000	16 374 45	43 200 70	(26 826 25)
2 600 00	CRITICAL PATH INC	COM	06/12/31-00/12/31	5/19/2000	95 839 30	278 483 72	(182 644 42)
1 000 00	CRITICAL PATH INC	COM	06/12/31-00/12/31	5/23/2000	32 098 91	106 332 20	(73 233 29)
6 100 00	CRITICAL PATH INC	COM	06/12/31-00/12/31	6/1/2000	228 250 48	589 358 55	(360 108 07)
1 000 00	CRITICAL PATH INC	COM	06/12/31-00/12/31	6/1/2000	35 873 80	83 574 30	(47 700 50)
15 200 00	CRITICAL PATH INC	COM	06/12/31-00/12/31	6/2/2000	868 207 72	1 180 794 43	(312 586 71)
4 100 00	CRITICAL PATH INC	COM	06/12/31-00/12/31	6/5/2000	194 815 59	308 113 08	(113 297 49)
8 100 00	CRITICAL PATH INC	COM	06/12/31-00/12/31	6/6/2000	300 097 18	453 795 93	(153 698 75)
4 000 00	CRITICAL PATH INC	COM	06/12/31-00/12/31	6/7/2000	188 866 80	296 016 92	(107 149 02)
2 000 00	CRITICAL PATH INC	COM	06/12/31-00/12/31	6/8/2000	97 371 75	147 931 20	(50 559 45)
5 000 00	CRITICAL PATH INC	COM	06/12/31-00/12/31	6/9/2000	249 481 68	369 682 38	(120 190 70)
600 00	CRITICAL PATH INC	COM	06/12/31-00/12/31	6/14/2000	28 446 55	44 282 28	(15 835 73)
8 700 00	CRITICAL PATH INC	COM	06/12/31-00/12/31	6/19/2000	451 181 74	636 190 84	(185 009 10)
5 400 00	CRITICAL PATH INC	COM	06/12/31-00/12/31	6/20/2000	281 330 82	388 846 44	(107 515 62)
1 100 00	CRITICAL PATH INC	COM	06/12/31-00/12/31	6/21/2000	57 830 57	77 596 25	(19 765 68)
2 100 00	CRITICAL PATH INC	COM	06/12/31-00/12/31	6/22/2000	114 971 16	145 522 50	(30 551 34)
2 200 00	CRITICAL PATH INC	COM	06/12/31-00/12/31	6/23/2000	108 236 39	147 288 93	(38 052 54)
2 200 00	CRITICAL PATH INC	COM	06/12/31-00/12/31	6/26/2000	118 030 24	146 426 87	(28 396 63)
800 00	CRITICAL PATH INC	COM	06/12/31-00/12/31	6/27/2000	43 898 53	52 448 58	(8 550 05)
1 300 00	CRITICAL PATH INC	COM	06/12/31-00/12/31	6/28/2000	72 787 57	83 809 80	(11 022 23)
1 000 00	CRITICAL PATH INC	COM	06/12/31-00/12/31	7/11/2000	57 873 07	60 271 87	(2 398 80)
7 200 00	CRITICAL PATH INC	COM	06/12/31-00/12/31	7/13/2000	447 434 84	428 862 34	18 572 50
900 00	CRITICAL PATH INC	COM	06/12/31-00/12/31	7/14/2000	82 266 87	53 515 35	28 751 52
1 000 00	CRITICAL PATH INC	COM	06/12/31-00/12/31	7/17/2000	89 147 69	58 234 80	30 912 89
2 800 00	CRITICAL PATH INC	COM	06/12/31-00/12/31	7/20/2000	177 769 07	460 746 94	(282 977 87)
1 000 00	CRITICAL PATH INC	COM	06/12/31-00/12/31	7/21/2000	63 897 86	49 784 10	14 113 76
1 900 00	CRITICAL PATH INC	COM	06/12/31-00/12/31	8/8/2000	111 882 52	90 697 60	20 984 92
8 900 00	CRITICAL PATH INC	COM	06/12/31-00/12/31	8/14/2000	82 170 87	90 697 60	7 526 73
16 100 00	CRITICAL PATH INC	COM	06/12/31-00/12/31	8/14/2000	332 913 80	318 557 12	14 356 68
9 500 00	CYPRESS SEMICONDUCTOR CORP	COM	06/12/31-00/12/31	8/15/2000	807 333 34	619 853 34	187 480 00
4 800 00	CYPRESS SEMICONDUCTOR CORP	COM	06/12/31-00/12/31	7/20/2000	471 834 05	519 490 40	(47 656 35)
21 100 00	CYPRESS SEMICONDUCTOR CORP	COM	06/12/31-00/12/31	7/27/2000	171 584 27	282 479 36	(110 895 09)
10 800 00	CYPRESS SEMICONDUCTOR CORP	COM	06/12/31-00/12/31	7/28/2000	775 397 00	1 153 815 52	(378 418 52)
1 000 00	DIGITAL IS INC DEL	COM	06/12/31-00/12/31	7/31/2000	398 261 41	554 217 78	(155 956 37)
1 100 00	DIGITAL IS INC DEL	COM	06/12/31-00/12/31	7/22/2000	107 746 40	114 884 60	(7 138 20)
1 100 00	DIGITAL IS INC DEL	COM	06/12/31-00/12/31	7/23/2000	116 301 05	126 373 06	(10 072 01)
1 100 00	DIGITAL IS INC DEL	COM	06/12/31-00/12/31	7/26/2000	116 383 55	137 170 00	(20 786 45)
1 000 00	DIGITAL IS INC DEL	COM	06/12/31-00/12/31	7/28/2000	97 346 75	124 700 00	(27 353 25)
2 200 00	DIGITAL IS INC DEL	COM	06/12/31-00/12/31	7/31/2000	223 847 53	253 283 84	(29 436 31)
1 100 00	DIGITAL IS INC DEL	COM	06/12/31-00/12/31	7/17/2000	95 284 32	123 158 88	(27 874 56)
1 100 00	DIGITAL IS INC DEL	COM	06/12/31-00/12/31	7/21/2000	78 991 11	121 782 18	(42 791 07)
200 00	DIGITAL IS INC DEL	COM	06/12/31-00/12/31	7/31/2000	11 987 10	21 887 50	(9 900 40)
3 000 00	DIGITAL IS INC DEL	COM	06/12/31-00/12/31	7/28/2000	124 970 73	320 277 40	(195 306 67)
5 200 00	DIGITAL IS INC DEL	COM	06/12/31-00/12/31	8/11/2000	165 814 47	512 409 51	(346 595 04)
1 900 00	DIGITAL IS INC DEL	COM	06/12/31-00/12/31	8/12/2000	55 306 24	172 009 47	(116 703 23)
10 400 00	DIGITAL IS INC DEL	COM	06/12/31-00/12/31	8/13/2000	285 850 07	923 485 67	(637 635 65)
8 100 00	DIGITAL IS INC DEL	COM	06/12/31-00/12/31	8/14/2000	217 680 24	562 512 22	(344 831 98)
4 100 00	DIGITAL IS INC DEL	COM	06/12/31-00/12/31	8/17/2000	111 048 48	301 489 05	(190 440 57)
5 100 00	E M C CORP MASS	COM	06/12/31-00/12/31	10/25/2000	468 087 88	520 378 35	(52 290 47)
1 400 00	E M C CORP MASS	COM	06/12/31-00/12/31	11/6/2000	131 200 12	141 041 04	(9 840 92)
9 900 00	E M C CORP MASS	COM	06/12/31-00/12/31	11/30/2000	666 901 11	907 361 84	(240 460 73)
1 400 00	E M C CORP MASS	COM	06/12/31-00/12/31	12/1/2000	110 904 30	140 736 16	(29 831 86)
600 00	E M C CORP MASS	COM	06/12/31-00/12/31	12/7/2000	52 172 03	80 217 50	(28 045 47)
2 200 00	E M C CORP MASS	COM	06/12/31-00/12/31	12/18/2000	150 812 47	218 337 44	(67 524 97)
5 800 00	E M C CORP MASS	COM	06/12/31-00/12/31	12/18/2000	401 908 67	573 973 42	(172 064 75)
2 900 00	E M C CORP MASS	COM	06				

THE ROCKEFELLER FOUNDATION
EMPLOYEE ID NO 13-155629
GAIN AND LOSSES FOR TAX ON INVESTMENT INCOME
FORM 990 PF 2000 PART IV

Par	Security Name	Security Description	Date Bought	Date Sold	Proceeds	Cost	Realized
1 500	E M C CORP MASS	COM	09/12/31-00/12/31	12/27/2000	100 890 38	142 087 80	(41 197 42)
14 400	E M C CORP MASS	COM	09/12/31-00/12/31	12/29/2000	957 242 82	1 219 863 68	(262 621 04)
2 100 00	EMCORE CORP	COM	09/12/31-00/12/31	2/24/2000	288 758 12	320 949 38	(32 193 74)
8 200 00	EMCORE CORP	COM	09/12/31-00/12/31	2/25/2000	781 700 58	884 907 06	(93 207 38)
2 200 00	ENRON CORP	COM	09/12/31-00/12/31	2/1/2000	157 831 09	127 746 74	30 084 35
600 00	ENRON CORP	COM	09/12/31-00/12/31	2/22/2000	41 825 38	42 728 28	(902 60)
2 200 00	ENRON CORP	COM	09/12/31-00/12/31	2/23/2000	142 898 87	154 358 40	(11 459 53)
2 400 00	ENRON CORP	COM	09/12/31-00/12/31	2/28/2000	155 793 92	164 674 79	(8 880 87)
1 100 00	ENRON CORP	COM	09/12/31-00/12/31	3/8/2000	78 511 02	75 821 79	2 689 23
1 900 00	ENRON CORP	COM	09/12/31-00/12/31	3/8/2000	125 714 05	132 601 23	(6 887 18)
4 100 00	ENRON CORP	COM	09/12/31-00/12/31	3/9/2000	268 142 94	278 059 14	(9 916 20)
4 500 00	ENRON CORP	COM	09/12/31-00/12/31	3/16/2000	307 809 98	302 988 51	4 821 47
1 000 00	ENRON CORP	COM	09/12/31-00/12/31	3/17/2000	89 822 67	65 577 84	24 244 83
10 100 00	ENRON CORP	COM	09/12/31-00/12/31	3/22/2000	766 372 26	649 158 42	119 212 84
1 200 00	ENRON CORP	COM	09/12/31-00/12/31	3/31/2000	86 688 58	76 335 30	10 353 28
10 200 00	ENRON CORP	COM	09/12/31-00/12/31	4/4/2000	652 268 24	806 753 02	45 515 72
19 400 00	ENRON CORP	COM	09/12/31-00/12/31	4/5/2000	1 289 573 82	1 126 493 98	163 0 9 94
1 400 00	ENRON INC	COM	09/12/31-00/12/31	11/7/2000	115 871 14	110 021 38	5 849 76
5 200 00	ENRON INC	COM	09/12/31-00/12/31	11/13/2000	363 662 87	374 403 18	10 40
100	ENRON INC	COM	09/12/31-00/12/31	12/7/2000	6 337 28	7 137 00	(799 72)
2 000 00	EXODUS COMMUNICATIONS INC	COM	09/12/31-00/12/31	3/1/2000	303 039 89	280 821 40	22 218 49
8 200 00	EXODUS COMMUNICATIONS INC	COM	09/12/31-00/12/31	3/3/2000	1 308 830 53	1 148 783 14	160 037 39
5 100 00	EXODUS COMMUNICATIONS INC	COM	09/12/31-00/12/31	3/10/2000	849 440 43	804 809 75	44 630 68
3 100 00	EXODUS COMMUNICATIONS INC	COM	09/12/31-00/12/31	3/13/2000	497 313 84	421 007 48	76 311 46
2 000 00	EXODUS COMMUNICATIONS INC	COM	09/12/31-00/12/31	3/14/2000	319 676 94	268 047 60	51 629 34
1 400 00	EXODUS COMMUNICATIONS INC	COM	09/12/31-00/12/31	3/18/2000	199 073 36	181 676 18	17 396 18
1 000 00	EXODUS COMMUNICATIONS INC	COM	09/12/31-00/12/31	3/17/2000	146 995 10	134 023 80	12 971 30
1 000 00	EXODUS COMMUNICATIONS INC	COM	09/12/31-00/12/31	3/20/2000	150 369 08	134 023 80	16 346 18
2 000 00	EXODUS COMMUNICATIONS INC	COM	09/12/31-00/12/31	3/23/2000	344 417 31	337 525 00	6 892 31
400 00	EXODUS COMMUNICATIONS INC	COM	09/12/31-00/12/31	4/7/2000	57 348 08	69 680 88	(12 332 80)
4 000 00	EXODUS COMMUNICATIONS INC	COM	09/12/31-00/12/31	4/28/2000	345 513 88	604 194 47	(258 680 78)
1 000 00	EXODUS COMMUNICATIONS INC	COM	09/12/31-00/12/31	5/3/2000	84 834 80	138 428 50	(54 593 84)
400 00	EXODUS COMMUNICATIONS INC	COM	09/12/31-00/12/31	5/18/2000	31 698 94	55 720 00	(24 021 06)
700 00	EXODUS COMMUNICATIONS INC	COM	09/12/31-00/12/31	5/18/2000	53 188 22	97 510 00	(44 321 78)
2 100 00	EXODUS COMMUNICATIONS INC	COM	09/12/31-00/12/31	5/20/2000	140 895 31	283 613 32	(142 718 01)
1 380 00	EXODUS COMMUNICATIONS INC	COM	09/12/31-00/12/31	6/13/2000	108 733 31	174 230 94	(65 497 63)
1 000 00	EXODUS COMMUNICATIONS INC	COM	09/12/31-00/12/31	6/14/2000	82 821 01	134 023 80	(51 202 79)
4 400 00	EXODUS COMMUNICATIONS INC	COM	09/12/31-00/12/31	6/16/2000	422 110 82	589 704 72	(167 593 60)
7 100 00	EXODUS COMMUNICATIONS INC	COM	09/12/31-00/12/31	6/19/2000	224 745 00	281 449 88	(56 704 88)
5 400 00	EXODUS COMMUNICATIONS INC	COM	09/12/31-00/12/31	6/20/2000	802 174 42	719 623 63	(82 550 79)
8 800 00	EXODUS COMMUNICATIONS INC	COM	09/12/31-00/12/31	6/21/2000	346 969 57	401 658 51	(54 688 94)
2 100 00	EXODUS COMMUNICATIONS INC	COM	09/12/31-00/12/31	6/22/2000	116 046 13	129 078 31	(13 032 18)
2 100 00	EXODUS COMMUNICATIONS INC	COM	09/12/31-00/12/31	6/22/2000	114 708 67	126 231 84	(11 523 17)
2 100 00	EXODUS COMMUNICATIONS INC	COM	09/12/31-00/12/31	6/23/2000	104 779 99	112 115 82	(7 335 83)
8 700 00	EXODUS COMMUNICATIONS INC	COM	09/12/31-00/12/31	6/26/2000	422 153 42	408 333 75	13 819 67
1 100 00	EXODUS COMMUNICATIONS INC	COM	09/12/31-00/12/31	6/27/2000	56 648 11	48 217 50	8 430 61
1 300 00	EXODUS COMMUNICATIONS INC	COM	09/12/31-00/12/31	6/29/2000	83 291 64	64 056 25	(19 235 39)
2 200 00	EXODUS COMMUNICATIONS INC	COM	09/12/31-00/12/31	6/29/2000	103 176 58	91 225 00	11 951 58
800 00	EXODUS COMMUNICATIONS INC	COM	09/12/31-00/12/31	6/30/2000	37 811 21	31 800 00	6 011 21
4 400 00	EXODUS COMMUNICATIONS INC	COM	09/12/31-00/12/31	7/3/2000	197 863 40	172 075 00	25 788 40
15 100 00	EXODUS COMMUNICATIONS INC	COM	09/12/31-00/12/31	7/6/2000	598 358 32	482 916 57	115 441 75
8 500 00	EXODUS COMMUNICATIONS INC	COM	09/12/31-00/12/31	7/6/2000	258 806 24	245 177 50	11 628 74
400 00	EXTENSITY INC	COM	09/12/31-00/12/31	1/27/2000	31 231 19	8 000 00	23 231 19
1 000 00	EXTREME NETWORKS INC	COM	09/12/31-00/12/31	1/3/2000	87 497 08	79 971 30	7 525 78
1 100 00	EXTREME NETWORKS INC	COM	09/12/31-00/12/31	1/6/2000	94 500 84	84 875 00	616 825 84
2 100 00	EXTREME NETWORKS INC	COM	09/12/31-00/12/31	1/10/2000	164 582 01	173 331 93	(8 749 92)
8 400 00	EXTREME NETWORKS INC	COM	09/12/31-00/12/31	1/11/2000	649 036 28	655 635 71	(6 599 43)
300 00	EXTREME NETWORKS INC	COM	09/12/31-00/12/31	1/12/2000	24 561 68	23 025 00	1 536 68
1 800 00	EXTREME NETWORKS INC	COM	09/12/31-00/12/31	1/13/2000	137 801 24	137 250 00	551 24
2 200 00	EXTREME NETWORKS INC	COM	09/12/31-00/12/31	1/14/2000	171 924 26	152 724 31	19 199 95
3 200 00	EXTREME NETWORKS INC	COM	09/12/31-00/12/31	1/18/2000	279 091 83	219 878 80	59 213 03
7 500 00	EXTREME NETWORKS INC	COM	09/12/31-00/12/31	1/19/2000	583 105 56	489 818 50	93 287 06
2 500 00	EXTREME NETWORKS INC	COM	09/12/31-00/12/31	10/4/2000	236 506 38	261 864 50	(25 358 12)
2 100 00	FAIRCHILD SEMICONDUCTOR INTL	CL A	09/12/31-00/12/31	1/10/2000	55 805 63	62 170 50	(6 364 87)
7 500 00	FAIRCHILD SEMICONDUCTOR INTL	CL A	09/12/31-00/12/31	1/12/2000	205 868 12	203 159 30	2 708 82
1 100 00	FAIRCHILD SEMICONDUCTOR INTL	CL A	09/12/31-00/12/31	1/21/2000	37 453 74	38 010 17	(556 43)
4 300 00	FAIRCHILD SEMICONDUCTOR INTL	CL A	09/12/31-00/12/31	1/26/2000	165 329 46	166 294 33	(964 85)
4 300 00	FAIRCHILD SEMICONDUCTOR INTL	CL A	09/12/31-00/12/31	1/27/2000	152 429 91	150 931 82	1 498 28
4 300 00	FAIRCHILD SEMICONDUCTOR INTL	CL A	09/12/31-00/12/31	2/1/2000	147 055 09	143 892 87	3 162 12
10 700 00	FAIRCHILD SEMICONDUCTOR INTL	CL A	09/12/31-00/12/31	2/7/2000	392 944 38	418 838 70	(25 894 32)
1 000 00	FAIRCHILD SEMICONDUCTOR INTL	CL A	09/12/31-00/12/31	2/23/2000	36 123 89	36 050 00	(7 873 89)
2 000 00	FAIRCHILD SEMICONDUCTOR INTL	CL A	09/12/31-00/12/31	2/25/2000	72 897 58	78 024 40	(5 126 84)
1 000 00	FAIRCHILD SEMICONDUCTOR INTL	CL A	09/12/31-00/12/31	3/6/2000	44 448 51	41 977 50	2 471 01
1 000 00	FAIRCHILD SEMICONDUCTOR INTL	CL A	09/12/31-00/12/31	3/8/2000	37 894 14	41 977 50	(4 083 36)
4 100 00	FAIRCHILD SEMICONDUCTOR INTL	CL A	09/12/31-00/12/31	3/10/2000	155 588 80	163 408 78	(7 819 98)
4 100 00	FAIRCHILD SEMICONDUCTOR INTL	CL A	09/12/31-00/12/31	3/16/2000	125 301 65	159 525 95	(34 224 30)
17 000 00	FAIRCHILD SEMICONDUCTOR INTL	CL A	09/12/31-00/12/31	3/17/2000	601 786 71	655 033 44	(53 246 73)
6 700 00	FAIRCHILD SEMICONDUCTOR INTL	CL A	09/12/31-00/12/31	3/24/2000	244 206 84	257 435 44	(13 228 60)
800 00	FAIRCHILD SEMICONDUCTOR INTL	CL A	09/12/31-00/12/31	3/31/2000	32 353 82	34 457 87	(2 104 05)
6 200 00	FAIRCHILD SEMICONDUCTOR INTL	CL A	09/12/31-00/12/31	4/4/2000	207 363 07	237 375 08	(29 991 99)
800 00	FAIRCHILD SEMICONDUCTOR INTL	CL A	09/12/31-00/12/31	4/7/2000	33 253 89	34 301 13	(1 047 24)
8 100 00	FAIRCHILD SEMICONDUCTOR INTL	CL A	09/12/31-00/12/31	4/12/2000	249 786 86	236 010 88	13 775 78
2 500 00	FAIRCHILD SEMICONDUCTOR INTL	CL A	09/12/31-00/12/31	4/24/2000	94 246 85	95 555 32	(1 308 47)
13 200 00	FAIRCHILD SEMICONDUCTOR INTL	CL A	09/12/31-00/12/31	4/28/2000	834 568 82	548 798 71	285 770 11
1 000 00	FAIRCHILD SEMICONDUCTOR INTL	CL A	09/12/31-00/12/31	5/2/2000	47 948 40	44 964 82	2 983 58
1 500 00	FAIRCHILD SEMICONDUCTOR INTL	CL A	09/12/31-00/12/31	5/18/2000	88 547 72	68 386 80	20 160 92
1 800 00	FAIRCHILD SEMICONDUCTOR INTL	CL A	09/12/31-00/12/31	5/23/2000	79 702 34	80 023 28	(320 94)
4 100 00	FAIRCHILD SEMICONDUCTOR INTL	CL A	09/12/31-00/12/31	5/24/2000	162 784 58	184 128 88	(21 344 32)
5 100 00	FAIRCHILD SEMICONDUCTOR INTL	CL A	09/12/31-00/12/31	6/1/2000	233 317 21	228 057 81	5 259 40
5 200 00	FAIRCHILD SEMICONDUCTOR INTL	CL A	09/12/31-00/12/31	6/9/2000	251 173 87	248 885 33	2 288 54
500 00	FAIRCHILD SEMICONDUCTOR INTL	CL A	09/12/31-00/12/31	6/15/2000	22 000 91	23 870 95	(1 870 04)
2 100 00	FAIRCHILD SEMICONDUCTOR INTL	CL A	09/12/31-00/12/31	6/21/2000	94 391 85	98 641 83	(4 249 98)
6 500 00	FAIRCHILD SEMICONDUCTOR INTL	CL A	09/12/31-00/12/31	6/23/2000	280 032 10	297 430 45	(17 398 35)
4 300 00	FAIRCHILD SEMICONDUCTOR INTL	CL A	09/12/31-00/12/31	6/26/2000	179 862 09	185 875 78	(6 013 69)
9 700 00	FAIRCHILD SEMICONDUCTOR INTL	CL A	09/12/31-00/12/31	6/29/2000	381 506 69	375 519 28	5 987 41
2 000 00	FAIRCHILD SEMICONDUCTOR INTL	CL A	09/12/31-00/12/31	7/11/2000	76 788 63	74 312 72	2 475 91
20 900 00	FAIRCHILD SEMICONDUCTOR INTL	CL A	09/12/31-00/12/31	7/12/2000	793 128 52	739 887 24	53 241 28
5 700 00	FAIRCHILD SEMICONDUCTOR INTL	CL A	09/12/31-00/12/31	7/13/2000	202 533 24	144 869 02	57 664 22
7 400 00	FAIRCHILD SEMICONDUCTOR INTL	CL A	09/12/31-00/12/31	7/18/2000	303 487 37	311 543 77	(11 056 40)
7 500 00	FAIRCHILD SEMICONDUCTOR INTL	CL A	09/12/31-00/12/31	7/20/2000	289 302 84	192 335 75	96 967 09
3 800 00	FAIRCHILD SEMICONDUCTOR INTL	CL A	09/12/31-00/12/31	7/24/2000	140 405 37	96 427 91	43 977 46
1 000 00	FAIRCHILD SEMICONDUCTOR INTL	CL A	09/12/31-00/12/31	8/10/2000	33 448 86	32 767 80	681 06
1 400 00	FAIRCHILD SEMICONDUCTOR INTL	CL A	09/12/31-00/12/31	8/17/2000	51 728 27	51 390 50	337 77
1 900 00	FAIRCHILD SEMICONDUCTOR INTL	CL A	09/12/31-00/12/31	8/18/2000	76 852 43	47 860 05	28 992 38
1 900 00	FAIRCHILD SEMICONDUCTOR INTL	CL A	09/12/31-00/12/31	8/24/2000	79 821 08	79 368 22	452 86
12 500 00	FAIRCHILD SEMICONDUCTOR INTL	CL A	09/12/31-00/12/31	9/8/2000	496 317 11	309 040 07	187 277 04
3 400 00	FAIRCHILD SEMICONDUCTOR INTL	CL A	09/12/31-00/12/31	9/12/2000	128 388 21	81 524 00	46 864 21
5 900 00	FA						

THE ROCKEFELLER FOUNDATION
EMPLOYEE ID NO 13-155629
GAIN AND LOSSES FOR TAX ON INVESTMENT INCOME
FORM 990 PF 2000 PART IV

Part	Security Name	Security Description	Date Bought	Date Sold	Proceeds	Cost	Realized
4 700 00	FAIRCHILD SEMICONDUCTOR INTL	CL A	06/12/2001-00/12/2001	10/13/2000	87 777 08	90 491 10	(2 714 04)
1 700 00	FAIRCHILD SEMICONDUCTOR INTL	CL A	06/12/2001-00/12/2001	10/18/2000	32 521 92	36 527 35	(4 005 43)
8 500 00	FAIRCHILD SEMICONDUCTOR INTL	CL A	06/12/2001-00/12/2001	10/18/2000	166 361 93	170 236 85	(3 874 92)
10 800 00	FAIRCHILD SEMICONDUCTOR INTL	CL A	06/12/2001-00/12/2001	10/23/2000	211 904 93	188 630 00	23 274 93
39 800 00	FAIRCHILD SEMICONDUCTOR INTL	CL A	06/12/2001-00/12/2001	10/24/2000	698 972 78	738 235 00	(39 262 24)
2 700 00	FAIRCHILD SEMICONDUCTOR INTL	CL A	06/12/2001-00/12/2001	10/24/2000	53 631 71	49 950 00	3 681 71
4 800 00	FINISAR CORP	COM	06/12/2001-00/12/2001	06/2/2000	213 292 89	210 127 68	3 165 21
3 400 00	FINISAR CORP	COM	06/12/2001-00/12/2001	10/2/2000	155 119 82	167 646 69	(12 526 87)
3 400 00	FINISAR CORP	COM	06/12/2001-00/12/2001	10/10/2000	139 023 40	150 321 40	(11 298 00)
800 00	FINISAR CORP	COM	06/12/2001-00/12/2001	10/12/2000	32 486 91	35 021 28	(2 534 37)
5 900 00	FINISAR CORP	COM	06/12/2001-00/12/2001	10/19/2000	208 809 34	258 281 94	(51 472 60)
1 800 00	FINISAR CORP	COM	06/12/2001-00/12/2001	10/24/2000	61 872 83	78 797 88	(16 925 05)
1 700 00	FINISAR CORP	COM	06/12/2001-00/12/2001	10/27/2000	45 154 74	74 470 22	(29 315 48)
2 500 00	FINISAR CORP	COM	06/12/2001-00/12/2001	10/30/2000	64 581 09	109 441 50	(44 860 41)
800 00	FINISAR CORP	COM	06/12/2001-00/12/2001	10/31/2000	22 849 23	33 021 28	(10 172 05)
400 00	FINISAR CORP	COM	06/12/2001-00/12/2001	11/22/2000	145 371 79	209 235 67	(63 863 88)
20 400 00	FINISAR CORP	COM	06/12/2001-00/12/2001	11/22/2000	628 931 43	878 972 78	(250 041 35)
5 700 00	FINISAR CORP	COM	06/12/2001-00/12/2001	11/24/2000	184 964 72	245 315 71	(60 350 99)
4 900 00	FINISAR CORP	COM	06/12/2001-00/12/2001	11/27/2000	182 818 56	187 772 37	(4 953 81)
5 300 00	FINISAR CORP	COM	06/12/2001-00/12/2001	11/27/2000	204 288 33	198 401 52	5 886 81
2 400 00	FREEMARKETS INC	COM	06/12/2001-00/12/2001	2/8/2000	606 187 95	641 282 48	(35 094 53)
1 000 00	GENENTECH INC	COM	06/12/2001-00/12/2001	3/6/2000	187 243 75	193 807 00	(6 563 25)
4 100 00	GENENTECH INC	COM	06/12/2001-00/12/2001	3/14/2000	735 729 48	688 411 59	(47 317 89)
1 400 00	GENENTECH INC	COM	06/12/2001-00/12/2001	3/17/2000	267 121 03	301 950 48	(34 829 45)
400 00	GENENTECH INC	COM	06/12/2001-00/12/2001	4/7/2000	59 781 52	66 271 58	(6 490 06)
24 500 00	GENENTECH INC	COM	06/12/2001-00/12/2001	4/12/2000	3 267 812 83	4 399 303 28	(1 131 490 45)
3 500 00	GENENTECH INC	COM	06/12/2001-00/12/2001	11/6/2000	281 331 81	325 543 00	(44 211 19)
14 500 00	GENENTECH INC	COM	06/12/2001-00/12/2001	11/13/2000	1 019 678 48	1 291 111 42	(271 432 94)
1 400 00	GENENTECH INC	COM	06/12/2001-00/12/2001	11/26/2000	100 726 84	119 948 82	(19 221 98)
2 900 00	GENENTECH INC	COM	06/12/2001-00/12/2001	12/1/2000	220 247 85	248 485 82	(28 237 97)
800 00	GENENTECH INC	COM	06/12/2001-00/12/2001	12/7/2000	59 175 46	68 542 24	(9 366 78)
10 800 00	GENENTECH INC	COM	06/12/2001-00/12/2001	12/21/2000	818 507 83	921 988 74	(103 480 91)
3 600 00	GLOBESPAN SEMICONDUCTOR INC	COM	06/12/2001-00/12/2001	11/26/2000	116 282 86	190 274 78	(73 991 90)
2 100 00	GLOBESPAN SEMICONDUCTOR INC	COM	06/12/2001-00/12/2001	11/29/2000	77 885 00	110 093 81	(32 208 81)
4 200 00	GLOBESPAN SEMICONDUCTOR INC	COM	06/12/2001-00/12/2001	11/29/2000	146 120 26	221 540 58	(75 420 32)
3 500 00	GLOBESPAN SEMICONDUCTOR INC	COM	06/12/2001-00/12/2001	11/30/2000	106 841 44	160 794 81	(53 953 37)
2 100 00	HOMESTORE.COM INC	COM	06/12/2001-00/12/2001	2/15/2000	185 400 86	231 000 00	(45 599 14)
3 100 00	HOMESTORE.COM INC	COM	06/12/2001-00/12/2001	2/23/2000	239 725 23	341 000 00	(101 274 77)
800 00	HOMESTORE.COM INC	COM	06/12/2001-00/12/2001	3/6/2000	47 988 40	88 000 00	(40 011 60)
1 000 00	HOMESTORE.COM INC	COM	06/12/2001-00/12/2001	3/9/2000	91 997 93	110 000 00	(18 002 07)
9 100 00	HOMESTORE.COM INC	COM	06/12/2001-00/12/2001	3/18/2000	490 545 85	984 087 08	(493 541 23)
2 100 00	HOMESTORE.COM INC	COM	06/12/2001-00/12/2001	3/18/2000	103 552 79	231 000 00	(127 447 21)
1 400 00	HOMESTORE.COM INC	COM	06/12/2001-00/12/2001	3/17/2000	87 022 76	144 299 05	(57 276 29)
3 400 00	HOMESTORE.COM INC	COM	06/12/2001-00/12/2001	3/20/2000	139 870 31	332 275 31	(192 405 00)
10 800 00	HOMESTORE.COM INC	COM	06/12/2001-00/12/2001	3/21/2000	456 400 17	919 629 87	(463 229 70)
4 100 00	HOMESTORE.COM INC	COM	06/12/2001-00/12/2001	3/22/2000	160 950 38	308 924 44	(147 974 06)
6 100 00	HOMESTORE.COM INC	COM	06/12/2001-00/12/2001	3/24/2000	283 462 43	595 836 59	(312 374 16)
1 300 00	HOUSEHOLD INTL INC	COM	06/12/2001-00/12/2001	9/6/2000	66 010 28	82 580 05	(16 569 77)
100 00	HOUSEHOLD INTL INC	COM	06/12/2001-00/12/2001	9/28/2000	5 555 41	5 473 84	81 57
1 700 00	HOUSEHOLD INTL INC	COM	06/12/2001-00/12/2001	10/24/2000	85 354 32	93 055 28	(7 700 96)
9 700 00	HOUSEHOLD INTL INC	COM	06/12/2001-00/12/2001	11/22/2000	426 017 54	508 783 33	(82 765 79)
400 00	HOUSEHOLD INTL INC	COM	06/12/2001-00/12/2001	12/7/2000	20 281 56	20 919 00	(637 44)
1 500 00	HOUSEHOLD INTL INC	COM	06/12/2001-00/12/2001	12/12/2000	78 453 83	78 871 25	(417 37)
2 100 00	HUMAN GENOME SCIENCES INC	COM	06/12/2001-00/12/2001	1/14/2000	400 977 85	354 821 25	46 156 60
2 100 00	HUMAN GENOME SCIENCES INC	COM	06/12/2001-00/12/2001	1/20/2000	438 806 82	381 702 56	57 104 26
3 300 00	HUMAN GENOME SCIENCES INC	COM	06/12/2001-00/12/2001	1/21/2000	730 320 16	520 202 49	210 117 67
3 200 00	HUMAN GENOME SCIENCES INC	COM	06/12/2001-00/12/2001	1/24/2000	741 215 28	488 224 24	252 991 04
1 100 00	HUMAN GENOME SCIENCES INC	COM	06/12/2001-00/12/2001	1/28/2000	218 067 13	225 335 00	(7 267 87)
2 200 00	HUMAN GENOME SCIENCES INC	COM	06/12/2001-00/12/2001	2/7/2000	285 741 87	156 424 98	129 316 89
6 400 00	HUMAN GENOME SCIENCES INC	COM	06/12/2001-00/12/2001	2/8/2000	870 794 51	667 416 58	203 377 93
3 400 00	HUMAN GENOME SCIENCES INC	COM	06/12/2001-00/12/2001	2/16/2000	659 808 73	272 803 13	38 005 60
1 800 00	HUMAN GENOME SCIENCES INC	COM	06/12/2001-00/12/2001	2/17/2000	388 585 88	121 931 88	266 654 00
1 300 00	HUMAN GENOME SCIENCES INC	COM	06/12/2001-00/12/2001	2/18/2000	272 980 80	86 007 22	186 973 58
1 500 00	HUMAN GENOME SCIENCES INC	COM	06/12/2001-00/12/2001	2/23/2000	274 571 24	143 325 34	131 245 90
800 00	HUMAN GENOME SCIENCES INC	COM	06/12/2001-00/12/2001	3/7/2000	145 995 13	184 400 00	(38 404 87)
1 000 00	HUMAN GENOME SCIENCES INC	COM	06/12/2001-00/12/2001	3/14/2000	145 320 15	273 800 00	(128 479 85)
600 00	HUMAN GENOME SCIENCES INC	COM	06/12/2001-00/12/2001	3/17/2000	75 144 97	133 275 00	(58 130 03)
7 100 00	HUMAN GENOME SCIENCES INC	COM	06/12/2001-00/12/2001	3/22/2000	733 431 11	1 484 898 31	(751 467 20)
2 000 00	HUMAN GENOME SCIENCES INC	COM	06/12/2001-00/12/2001	3/23/2000	200 718 30	365 191 60	(164 473 30)
3 100 00	HUMAN GENOME SCIENCES INC	COM	06/12/2001-00/12/2001	4/6/2000	343 156 56	493 088 52	(149 931 96)
4 100 00	HUMAN GENOME SCIENCES INC	COM	06/12/2001-00/12/2001	4/7/2000	428 051 56	484 297 75	(63 246 19)
1 400 00	HUMAN GENOME SCIENCES INC	COM	06/12/2001-00/12/2001	4/12/2000	112 348 25	117 082 52	(4 734 27)
3 100 00	HUMAN GENOME SCIENCES INC	COM	06/12/2001-00/12/2001	4/12/2000	252 536 35	258 195 87	5 658 52
4 300 00	HUMAN GENOME SCIENCES INC	COM	06/12/2001-00/12/2001	4/13/2000	355 282 75	272 348 87	82 933 88
5 700 00	HUMAN GENOME SCIENCES INC	COM	06/12/2001-00/12/2001	4/14/2000	351 088 03	347 082 50	4 005 53
1 800 00	HUMAN GENOME SCIENCES INC	COM	06/12/2001-00/12/2001	4/17/2000	108 554 71	117 842 50	(9 287 79)
2 000 00	HUMAN GENOME SCIENCES INC	COM	06/12/2001-00/12/2001	4/18/2000	128 370 72	124 150 00	4 220 72
1 700 00	HUMAN GENOME SCIENCES INC	COM	06/12/2001-00/12/2001	10/23/2000	168 188 46	163 104 46	5 084 00
600 00	HUMAN GENOME SCIENCES INC	COM	06/12/2001-00/12/2001	11/7/2000	56 743 10	57 566 28	(823 18)
4 300 00	HUMAN GENOME SCIENCES INC	COM	06/12/2001-00/12/2001	11/15/2000	333 238 89	387 288 18	(54 049 29)
2 200 00	HUMAN GENOME SCIENCES INC	COM	06/12/2001-00/12/2001	11/27/2000	181 535 99	165 988 02	(15 547 97)
2 100 00	HUMAN GENOME SCIENCES INC	COM	06/12/2001-00/12/2001	11/27/2000	180 141 50	178 507 38	(1 634 12)
700 00	HUMAN GENOME SCIENCES INC	COM	06/12/2001-00/12/2001	11/28/2000	51 010 79	52 500 00	(1 489 21)
300 00	HUMAN GENOME SCIENCES INC	COM	06/12/2001-00/12/2001	12/8/2000	20 766 80	22 500 00	(1 733 20)
1 400 00	HUMAN GENOME SCIENCES INC	COM	06/12/2001-00/12/2001	12/15/2000	119 958 50	108 816 25	11 142 25
400 00	IDEC PHARMACEUTICALS CORP	COM	06/12/2001-00/12/2001	12/7/2000	79 177 36	77 725 00	1 452 36
700 00	IDEC PHARMACEUTICALS CORP	COM	06/12/2001-00/12/2001	12/12/2000	156 007 29	127 268 75	28 738 54
2 900 00	IDEC PHARMACEUTICALS CORP	COM	06/12/2001-00/12/2001	12/15/2000	808 804 77	542 818 75	265 986 02
1 500 00	IDEC PHARMACEUTICALS CORP	COM	06/12/2001-00/12/2001	12/18/2000	140 408 75	272 718 75	(132 310 00)
8 400 00	ISS GROUP INC	OC COM	06/12/2001-00/12/2001	1/7/2000	329 589 01	426 589 54	(97 000 53)
400 00	ISS GROUP INC	OC COM	06/12/2001-00/12/2001	1/10/2000	22 549 24	24 512 52	(1 963 28)
1 400 00	ISS GROUP INC	OC COM	06/12/2001-00/12/2001	1/13/2000	76 287 45	84 319 85	(8 032 40)
500 00	ISS GROUP INC	OC COM	06/12/2001-00/12/2001	1/18/2000	27 030 34	28 184 20	(1 153 86)
2 800 00	ISS GROUP INC	OC COM	06/12/2001-00/12/2001	1/20/2000	152 520 91	151 521 24	999 67
5 600 00	ISS GROUP INC	OC COM	06/12/2001-00/12/2001	1/24/2000	368 537 71	384 100 74	4 436 97
3 800 00	ISS GROUP INC	OC COM	06/12/2001-00/12/2001	2/2/2000	248 178 22	249 814 23	(1 636 01)
5 400 00	ISS GROUP INC	OC COM	06/12/2001-00/12/2001	2/2/2000	352 338 25	340 523 17	1 815 08
800 00	ISS GROUP INC	OC COM	06/12/2001-00/12/2001	2/3/2000	80 860 47	80 810 29	50 18
6 800 00	ISS GROUP INC	OC COM	06/12/2001-00/12/2001	2/3/2000	442 558 14	425 529 46	17 028 68
400 00	ISS GROUP INC	OC COM	06/12/2001-00/12/2001	2/3/2000	27 009 09	27 071 24	(62 15)
23 400 00	ISS GROUP INC	OC COM	06/12/2001-00/12/2001	2/4/2000	1 673 830 99	1 382 506 81	291 324 18
4 300 00	ISS GROUP INC	OC COM	06/12/2001-00/12/2001	2/7/2000	318 039 46	289 875 80	28 163 66
400 00	ISS GROUP INC	OC COM	06/12/2001-00/12/2001	2/8/2000	29 808 00	7 815 84	21 992 16
5 200 00	ISS GROUP INC	OC COM	06/12/2001-00/12/2001	2/8/2000	378 095 50	280 078 89	98 016 61
2 800 00	ISS GROUP INC	OC COM	06/12/2001-00/12/2001	2/9/2000			

THE ROCKEFELLER FOUNDATION
EMPLOYEE ID NO 13-165629
GAIN AND LOSSES FOR TAX ON INVESTMENT INCOME
FORM 990 PF 2000 PART IV

Par	Security Name	Security Description	Date Bought	Date Sold	Proceeds	Cost	Realized
1 000 00	ISS GROUP INC	OC COM	06/12/01-00/12/01	2/16/2000	148 245 13	141 018 00	7 228 13
1 400 00	ISS GROUP INC	OC COM	06/12/01-00/12/01	2/17/2000	132 587 89	134 743 00	(2 155 11)
17 300 00	ISS GROUP INC	OC COM	06/12/01-00/12/01	2/18/2000	1 707 894 57	565 418 52	1 142 276 05
2 500 00	ISS GROUP INC	OC COM	06/12/01-00/12/01	2/22/2000	219 523 93	57 597 94	161 925 99
2 100 00	ISS GROUP INC	OC COM	06/12/01-00/12/01	2/23/2000	161 643 94	165 390 73	(3 746 79)
500 00	ISS GROUP INC	OC COM	06/12/01-00/12/01	2/24/2000	44 712 75	46 846 10	(2 133 35)
1 300 00	ISS GROUP INC	OC COM	06/12/01-00/12/01	2/24/2000	116 833 60	149 932 50	(33 098 90)
700 00	ISS GROUP INC	OC COM	06/12/01-00/12/01	2/25/2000	20 399 32	19 815 00	584 32
1 100 00	ISS GROUP INC	OC COM	06/12/01-00/12/01	2/28/2000	114 121 19	111 610 60	2 510 58
400 00	ISS GROUP INC	OC COM	06/12/01-00/12/01	2/29/2000	43 598 54	42 393 12	1 205 42
1 500 00	ISS GROUP INC	OC COM	06/12/01-00/12/01	3/1/2000	182 048 14	158 878 88	23 169 26
2 000 00	ISS GROUP INC	OC COM	06/12/01-00/12/01	3/1/2000	212 242 82	184 705 96	27 536 86
7 200 00	ISS GROUP INC	OC COM	06/12/01-00/12/01	3/2/2000	826 172 48	738 095 23	87 077 25
400 00	ISS GROUP INC	OC COM	06/12/01-00/12/01	3/6/2000	45 894 47	45 950 00	(55 53)
2 100 00	ISS GROUP INC	OC COM	06/12/01-00/12/01	3/6/2000	239 654 51	166 531 22	73 103 29
2 000 00	ISS GROUP INC	OC COM	06/12/01-00/12/01	3/7/2000	227 992 40	229 558 76	(1 566 36)
1 800 00	ISS GROUP INC	OC COM	06/12/01-00/12/01	3/8/2000	190 393 85	184 815 87	5 577 98
2 100 00	ISS GROUP INC	OC COM	06/12/01-00/12/01	3/8/2000	244 110 80	74 682 21	169 428 59
1 800 00	ISS GROUP INC	OC COM	06/12/01-00/12/01	3/8/2000	223 992 45	41 026 26	182 966 19
2 000 00	ISS GROUP INC	OC COM	06/12/01-00/12/01	3/9/2000	248 880 47	45 416 60	204 463 87
4 100 00	ISS GROUP INC	OC COM	06/12/01-00/12/01	3/10/2000	528 436 71	81 570 22	446 866 49
2 500 00	ISS GROUP INC	OC COM	06/12/01-00/12/01	3/13/2000	795 250 65	292 802 50	502 448 15
1 700 00	ISS GROUP INC	OC COM	06/12/01-00/12/01	3/13/2000	142 645 24	140 545 20	2 100 04
2 700 00	ISS GROUP INC	OC COM	06/12/01-00/12/01	3/14/2000	324 093 14	235 874 71	88 218 43
1 000 00	ISS GROUP INC	OC COM	06/12/01-00/12/01	3/15/2000	102 956 56	96 232 01	6 724 55
3 800 00	ISS GROUP INC	OC COM	06/12/01-00/12/01	3/17/2000	418 982 28	405 507 65	13 474 63
2 400 00	ISS GROUP INC	OC COM	06/12/01-00/12/01	3/20/2000	264 091 77	244 300 00	19 791 77
2 000 00	ISS GROUP INC	OC COM	06/12/01-00/12/01	3/20/2000	320 078 83	318 848 78	1 230 05
3 100 00	ISS GROUP INC	OC COM	06/12/01-00/12/01	3/21/2000	333 218 89	140 562 33	192 656 56
900 00	ISS GROUP INC	OC COM	06/12/01-00/12/01	3/23/2000	115 890 30	110 547 00	5 343 30
2 100 00	ISS GROUP INC	OC COM	06/12/01-00/12/01	3/23/2000	280 078 16	184 513 47	95 564 69
500 00	ISS GROUP INC	OC COM	06/12/01-00/12/01	3/27/2000	69 148 08	66 412 50	2 735 58
800 00	ISS GROUP INC	OC COM	06/12/01-00/12/01	4/6/2000	79 997 33	92 951 36	(12 954 03)
100 00	ISS GROUP INC	OC COM	06/12/01-00/12/01	4/7/2000	10 049 86	11 018 92	(1 069 06)
5 100 00	ISS GROUP INC	OC COM	06/12/01-00/12/01	4/10/2000	462 937 08	562 564 82	(129 627 74)
400 00	ISS GROUP INC	OC COM	06/12/01-00/12/01	4/12/2000	34 294 85	46 475 88	(12 181 03)
2 400 00	ISS GROUP INC	OC COM	06/12/01-00/12/01	4/17/2000	149 367 42	271 720 20	(122 352 78)
700 00	ISS GROUP INC	OC COM	06/12/01-00/12/01	4/18/2000	16 069 46	22 044 86	(5 975 40)
400 00	ISS GROUP INC	OC COM	06/12/01-00/12/01	4/25/2000	32 096 93	44 097 72	(11 998 79)
800 00	ISS GROUP INC	OC COM	06/12/01-00/12/01	4/28/2000	68 087 73	85 347 15	(17 259 42)
500 00	ISS GROUP INC	OC COM	06/12/01-00/12/01	5/1/2000	45 196 84	50 375 00	(5 178 16)
700 00	ISS GROUP INC	OC COM	06/12/01-00/12/01	5/2/2000	19 024 36	20 150 00	(1 125 64)
2 000 00	ISS GROUP INC	OC COM	06/12/01-00/12/01	5/3/2000	173 800 80	201 422 86	(27 622 06)
4 100 00	ISS GROUP INC	OC COM	06/12/01-00/12/01	5/4/2000	352 548 24	384 374 60	(31 826 36)
4 000 00	ISS GROUP INC	OC COM	06/12/01-00/12/01	5/5/2000	349 875 83	346 551 18	3 324 65
800 00	ISS GROUP INC	OC COM	06/12/01-00/12/01	5/22/2000	45 954 48	55 860 00	(9 905 52)
1 400 00	ISS GROUP INC	OC COM	06/12/01-00/12/01	5/24/2000	83 155 39	83 790 00	(634 61)
3 000 00	ISS GROUP INC	OC COM	06/12/01-00/12/01	5/30/2000	115 846 13	130 093 12	(14 246 99)
800 00	ISS GROUP INC	OC COM	06/12/01-00/12/01	5/30/2000	247 710 44	261 345 18	(13 634 74)
1 800 00	ISS GROUP INC	OC COM	06/12/01-00/12/01	5/31/2000	65 397 82	67 210 24	(1 812 42)
4 100 00	ISS GROUP INC	OC COM	06/12/01-00/12/01	6/1/2000	124 485 85	131 982 29	(7 496 44)
1 000 00	ISS GROUP INC	OC COM	06/12/01-00/12/01	6/2/2000	368 065 23	346 968 25	21 096 98
1 700 00	ISS GROUP INC	OC COM	06/12/01-00/12/01	6/5/2000	88 222 04	87 222 00	1 000 04
400 00	ISS GROUP INC	OC COM	06/12/01-00/12/01	6/6/2000	144 495 18	145 552 50	(1 057 32)
2 800 00	ISS GROUP INC	OC COM	06/12/01-00/12/01	6/8/2000	32 388 92	33 551 19	(1 162 27)
1 100 00	ISS GROUP INC	OC COM	06/12/01-00/12/01	6/8/2000	226 842 55	227 394 76	(552 21)
800 00	ISS GROUP INC	OC COM	06/12/01-00/12/01	6/8/2000	87 447 08	80 270 18	7 176 90
1 100 00	ISS GROUP INC	OC COM	06/12/01-00/12/01	6/9/2000	64 087 83	66 204 04	(2 116 21)
1 300 00	ISS GROUP INC	OC COM	06/12/01-00/12/01	6/15/2000	84 312 18	84 041 07	271 11
900 00	ISS GROUP INC	OC COM	06/12/01-00/12/01	6/15/2000	99 771 87	104 498 85	(4 726 98)
1 100 00	ISS GROUP INC	OC COM	06/12/01-00/12/01	6/15/2000	89 522 68	74 064 50	15 458 18
2 300 00	ISS GROUP INC	OC COM	06/12/01-00/12/01	6/18/2000	87 958 56	78 789 40	9 169 16
500 00	ISS GROUP INC	OC COM	06/12/01-00/12/01	6/20/2000	84 913 08	78 789 43	6 123 65
1 500 00	ISS GROUP INC	OC COM	06/12/01-00/12/01	6/21/2000	217 180 26	178 360 05	38 820 21
1 900 00	ISS GROUP INC	OC COM	06/12/01-00/12/01	6/21/2000	45 123 49	35 672 00	9 451 49
400 00	ISS GROUP INC	OC COM	06/12/01-00/12/01	6/22/2000	138 879 32	107 332 28	31 547 04
800 00	ISS GROUP INC	OC COM	06/12/01-00/12/01	6/22/2000	175 374 79	135 954 71	39 419 08
800 00	ISS GROUP INC	OC COM	06/12/01-00/12/01	6/22/2000	37 157 28	28 621 85	8 535 43
800 00	ISS GROUP INC	OC COM	06/12/01-00/12/01	6/23/2000	65 387 82	57 286 80	8 101 02
800 00	ISS GROUP INC	OC COM	06/12/01-00/12/01	6/26/2000	74 022 53	74 871 54	(849 01)
600 00	ISS GROUP INC	OC COM	06/12/01-00/12/01	6/27/2000	53 173 22	54 467 15	(1 293 93)
10 200 00	ISS GROUP INC	OC COM	06/12/01-00/12/01	6/27/2000	862 631 14	861 911 83	719 31
500 00	ISS GROUP INC	OC COM	06/12/01-00/12/01	6/27/2000	44 311 02	46 158 35	(1 847 33)
700 00	ISS GROUP INC	OC COM	06/12/01-00/12/01	6/28/2000	17 724 40	18 087 82	(363 42)
1 100 00	ISS GROUP INC	OC COM	06/12/01-00/12/01	6/28/2000	95 696 81	95 483 01	213 80
3 700 00	ISS GROUP INC	OC COM	06/12/01-00/12/01	6/29/2000	336 688 77	320 608 72	16 080 05
1 100 00	ISS GROUP INC	OC COM	06/12/01-00/12/01	6/30/2000	101 691 61	107 387 50	(5 695 89)
7 500 00	IMMUNEX CORP NEW	COM	06/12/01-00/12/01	1/21/2000	856 432 81	843 895 75	12 537 06
4 300 00	IMMUNEX CORP NEW	COM	06/12/01-00/12/01	1/25/2000	473 118 38	483 604 23	(10 485 85)
4 300 00	IMMUNEX CORP NEW	COM	06/12/01-00/12/01	1/31/2000	502 545 74	483 604 23	18 941 51
4 300 00	IMMUNEX CORP NEW	COM	06/12/01-00/12/01	2/1/2000	508 224 04	483 604 23	24 619 81
1 100 00	IMMUNEX CORP NEW	COM	06/12/01-00/12/01	2/2/2000	148 178 81	123 712 71	24 466 10
2 700 00	IMMUNEX CORP NEW	COM	06/12/01-00/12/01	2/3/2000	341 263 82	236 187 48	105 076 34
5 300 00	IMMUNEX CORP NEW	COM	06/12/01-00/12/01	2/3/2000	769 748 34	555 881 49	213 866 85
37 300 00	IMMUNEX CORP NEW	COM	06/12/01-00/12/01	10/3/2000	1 231 981 06	1 560 744 47	(328 763 41)
1 800 00	INFOSPACE COM INC	COM	06/12/01-00/12/01	2/14/2000	358 888 74	322 430 58	36 458 16
2 000 00	INFOSPACE COM INC	COM	06/12/01-00/12/01	2/22/2000	385 783 74	399 732 96	(13 949 22)
1 100 00	INFOSPACE COM INC	COM	06/12/01-00/12/01	2/23/2000	213 392 88	216 484 82	(3 091 94)
4 100 00	INFOSPACE INC	COM	06/12/01-00/12/01	3/1/2000	953 644 45	924 935 61	28 708 84
1 000 00	INFOSPACE INC	COM	06/12/01-00/12/01	3/2/2000	254 241 52	222 548 86	31 692 66
5 100 00	INFOSPACE INC	COM	06/12/01-00/12/01	3/3/2000	1 358 088 82	1 026 777 12	331 311 70
400 00	INFOSPACE INC	COM	06/12/01-00/12/01	3/6/2000	100 786 64	106 743 00	(5 956 36)
2 100 00	INFOSPACE INC	COM	06/12/01-00/12/01	3/13/2000	480 138 89	558 787 25	(68 648 36)
2 000 00	INFOSPACE INC	COM	06/12/01-00/12/01	3/14/2000	453 358 88	375 588 04	77 770 84
1 500 00	INFOSPACE INC	COM	06/12/01-00/12/01	3/16/2000	290 740 25	274 241 22	16 499 03
900 00	INFOSPACE INC	COM	06/12/01-00/12/01	3/17/2000	198 450 53	148 620 86	49 829 67
3 100 00	INFOSPACE INC	COM	06/12/01-00/12/01	4/13/2000	180 688 98	268 076 55	(88 387 57)
8 100 00	INFOSPACE INC	COM	06/12/01-00/12/01	4/25/2000	382 507 87	489 930 63	(107 422 76)
5 100 00	INFOSPACE INC	COM	06/12/01-00/12/01	4/27/2000	338 756 20	400 302 28	(61 546 08)
1 000 00	INFOSPACE INC	COM	06/12/01-00/12/01	5/2/2000	87 122 78	77 021 80	10 100 98
600 00	INFOSPACE INC	COM	06/12/01-00/12/01	5/2/2000	40 198 88	46 213 14	(6 014 26)
1 100 00	INFOSPACE INC	COM	06/12/01-00/12/01	5/3/2000	65 172 82	81 270 84	(16 098 02)
1 000 00	INFOSPACE INC	COM	06/12/01-00/12/01	5/18/2000	61 304 25	73 584 75	(12 280 50)
800 00	INFOSPACE INC	COM	06/12/01-00/12/01	5/23/2000	47 815 05	58 513 75	(10 698 70)
400 00	INFOSPACE INC	COM	06/12/01-00/12/01	5/23/2000	20 474 31	29 200 00	(8 725 69)
2 000 00	INFOSPACE INC	COM	06/12/01-00/12/01	5/23/2000	95 771 80	145 889 80	(50 117 80)
8 100 00	INFOSPACE INC	COM	06/12/01-00/12/01	5/30/2000	348 920 07	585 185 03	(236 264 96)
4 100 00	INFOSPACE INC	COM	06/12/01-00/12/01	6/1/2000	101 092 17	100 469 88	622 29
1 000 00	INFOSPACE INC	COM	06/12/01-00/12/01	6/5/2000	58 310 82	70 812 50	(12 501 68)
400 00	INFOSPACE INC	COM	06/12/01-00/12/01	6/7/2000	20 399 32	28 325 00	(7

THE ROCKEFELLER FOUNDATION
EMPLOYEE ID NO 13-165629
GAIN AND LOSSES FOR TAX ON INVESTMENT INCOME
FORM 990 PF 2000 PART IV

Par	Security Name	Security Description	Date Bought	Date Sold	Proceeds	Cost	Realized
2 100 00	INFOSPACE INC	COM	08/12/2001-00/12/2001	01/15/2000	102 282 84	148 706 25	(46 413 41)
2 200 00	INFOSPACE INC	COM	08/12/2001-00/12/2001	01/23/2000	115 808 83	156 421 87	(38 513 29)
2 100 00	INFOSPACE INC	COM	08/12/2001-00/12/2001	01/28/2000	113 611 46	148 278 74	(34 668 28)
8 700 00	INFOSPACE INC	COM	08/12/2001-00/12/2001	01/27/2000	508 502 47	588 870 85	(78 278 18)
2 100 00	INFOSPACE INC	COM	08/12/2001-00/12/2001	01/27/2000	118 021 13	129 788 27	(11 777 14)
2 600 00	INFOSPACE INC	COM	08/12/2001-00/12/2001	01/10/2000	138 905 82	160 649 32	(21 743 50)
4 400 00	INFOSPACE INC	COM	08/12/2001-00/12/2001	01/11/2000	220 361 37	261 078 10	(41 206 73)
21 600 00	INFOSPACE INC	COM	08/12/2001-00/12/2001	01/11/2000	982 213 36	1 191 027 83	(228 814 47)
3 800 00	INFOSPACE INC	COM	08/12/2001-00/12/2001	01/11/2000	188 277 14	238 735 37	(50 458 23)
200 00	INRANGE TECHNOLOGIES CORP	CL B	08/12/2001-00/12/2001	01/22/2000	7 949 73	3 200 00	4 749 73
2 100 00	INTEGRATED DEVICE TECHNOLOGY	COM	08/12/2001-00/12/2001	01/27/2000	118 846 04	130 575 48	(11 929 44)
4 400 00	INTEGRATED DEVICE TECHNOLOGY	COM	08/12/2001-00/12/2001	01/28/2000	254 081 53	254 385 78	(274 25)
4 300 00	INTEGRATED DEVICE TECHNOLOGY	COM	08/12/2001-00/12/2001	01/28/2000	251 541 81	266 690 04	(15 148 43)
2 200 00	INTEGRATED DEVICE TECHNOLOGY	COM	08/12/2001-00/12/2001	01/27/2000	130 345 85	131 117 96	(787 31)
9 500 00	INTEGRATED DEVICE TECHNOLOGY	COM	08/12/2001-00/12/2001	01/12/2000	623 416 71	548 383 70	75 033 01
1 700 00	INTEGRATED DEVICE TECHNOLOGY	COM	08/12/2001-00/12/2001	01/17/2000	124 827 08	96 121 87	26 485 2
900 00	INTEGRATED DEVICE TECHNOLOGY	COM	08/12/2001-00/12/2001	01/20/2000	68 387 72	86 105 00	2 292 72
2 000 00	INTEGRATED DEVICE TECHNOLOGY	COM	08/12/2001-00/12/2001	01/21/2000	143 485 21	132 160 40	11 324 81
1 000 00	INTEGRATED DEVICE TECHNOLOGY	COM	08/12/2001-00/12/2001	01/18/2000	58 323 02	64 583 30	15 260 28
1 800 00	INTEGRATED DEVICE TECHNOLOGY	COM	08/12/2001-00/12/2001	01/18/2000	128 720 70	122 708 27	6 012 4
2 900 00	INTEGRATED DEVICE TECHNOLOGY	COM	08/12/2001-00/12/2001	01/21/2000	228 808 84	174 445 30	54 163 54
1 000 00	INTEGRATED DEVICE TECHNOLOGY	COM	08/12/2001-00/12/2001	01/12/2000	84 872 17	53 788 80	29 103 3
3 300 00	INTEGRATED DEVICE TECHNOLOGY	COM	08/12/2001-00/12/2001	01/12/2000	278 065 67	181 458 14	88 206 53
2 500 00	INTEGRATED DEVICE TECHNOLOGY	COM	08/12/2001-00/12/2001	01/12/2000	233 450 48	222 781 75	658 71
3 400 00	INTEGRATED DEVICE TECHNOLOGY	COM	08/12/2001-00/12/2001	01/18/2000	320 545 73	318 075 42	4 472 31
6 800 00	INTEGRATED DEVICE TECHNOLOGY	COM	08/12/2001-00/12/2001	01/18/2000	678 745 21	626 051 11	52 694 10
3 400 00	INTEGRATED DEVICE TECHNOLOGY	COM	08/12/2001-00/12/2001	01/28/2000	320 287 58	281 701 87	38 585 71
2 500 00	INTEGRATED DEVICE TECHNOLOGY	COM	08/12/2001-00/12/2001	01/28/2000	184 674 78	233 224 00	(38 549 22)
900 00	INTEGRATED DEVICE TECHNOLOGY	COM	08/12/2001-00/12/2001	01/10/2000	83 887 87	83 880 84	(20 087 77)
3 500 00	INTEGRATED DEVICE TECHNOLOGY	COM	08/12/2001-00/12/2001	01/18/2000	287 873 87	322 721 95	(55 087 88)
4 800 00	INTEGRATED DEVICE TECHNOLOGY	COM	08/12/2001-00/12/2001	01/20/2000	379 587 18	420 338 32	(40 771 14)
8 800 00	INTEGRATED DEVICE TECHNOLOGY	COM	08/12/2001-00/12/2001	01/23/2000	729 485 88	538 748 58	192 748 10
3 400 00	INTEGRATED DEVICE TECHNOLOGY	COM	08/12/2001-00/12/2001	01/24/2000	270 089 81	188 575 00	83 524 81
10 200 00	INTEGRATED DEVICE TECHNOLOGY	COM	08/12/2001-00/12/2001	01/25/2000	868 390 85	556 384 20	111 086 65
10 200 00	INTEGRATED DEVICE TECHNOLOGY	COM	08/12/2001-00/12/2001	01/26/2000	834 990 03	534 307 67	100 682 36
3 000 00	INTEL CORP	COM	08/12/2001-00/12/2001	01/12/2000	342 488 68	358 274 90	(18 786 22)
6 100 00	INTEL CORP	COM	08/12/2001-00/12/2001	01/14/2000	733 881 78	729 923 83	3 95 9
300 00	INTEL CORP	COM	08/12/2001-00/12/2001	01/17/2000	38 004 88	36 435 06	1 569 86
13 300 00	INTEL CORP	COM	08/12/2001-00/12/2001	01/20/2000	1 799 787 77	1 562 712 83	237 074 94
4 000 00	INTEL CORP	COM	08/12/2001-00/12/2001	01/21/2000	549 731 67	464 010 80	85 720 8
4 100 00	INTEL CORP	COM	08/12/2001-00/12/2001	01/22/2000	581 611 85	475 611 07	105 800 79
8 100 00	INTEL CORP	COM	08/12/2001-00/12/2001	01/22/2000	1 037 777 90	1 074 589 41	(37 812 51)
3 100 00	INTEL CORP	COM	08/12/2001-00/12/2001	01/22/2000	398 722 28	428 027 54	(31 305 25)
28 500 00	INTEL CORP	COM	08/12/2001-00/12/2001	01/17/2000	3 102 180 04	3 578 726 38	(476 546 34)
14 300 00	INTEL CORP	COM	08/12/2001-00/12/2001	01/18/2000	1 831 743 19	1 689 387 71	142 355 48
8 200 00	INTEL CORP	COM	08/12/2001-00/12/2001	01/18/2000	554 505 51	620 278 32	(65 771 81)
16 800 00	INTEL CORP	COM	08/12/2001-00/12/2001	01/13/2000	1 058 749 70	1 262 281 25	(203 531 55)
13 800 00	INTEL CORP	COM	08/12/2001-00/12/2001	01/14/2000	841 344 11	975 422 37	(134 078 26)
42 500 00	INTEL CORP	COM	08/12/2001-00/12/2001	01/21/2000	2 088 805 37	2 918 738 95	(829 933 58)
300 00	INTERNATIONAL BUSINESS MACHS	COM	08/12/2001-00/12/2001	01/12/2000	35 181 07	36 007 58	(826 51)
1 100 00	INTERNATIONAL BUSINESS MACHS	COM	08/12/2001-00/12/2001	01/14/2000	130 483 14	132 009 46	(1 526 32)
3 300 00	INTERNATIONAL BUSINESS MACHS	COM	08/12/2001-00/12/2001	01/21/2000	378 217 81	390 028 38	(18 810 57)
1 100 00	INTERNATIONAL BUSINESS MACHS	COM	08/12/2001-00/12/2001	01/22/2000	123 827 36	123 009 46	(818 90)
5 400 00	INTERNATIONAL BUSINESS MACHS	COM	08/12/2001-00/12/2001	01/27/2000	593 178 31	648 046 44	(54 868 13)
6 500 00	INTERNATIONAL BUSINESS MACHS	COM	08/12/2001-00/12/2001	01/28/2000	680 292 01	760 051 90	(89 759 89)
21 600 00	INTERNATIONAL BUSINESS MACHS	COM	08/12/2001-00/12/2001	01/28/2000	2 179 553 06	2 447 431 07	(267 878 01)
2 800 00	INTERNATIONAL BUSINESS MACHS	COM	08/12/2001-00/12/2001	01/28/2000	367 571 74	378 990 60	(19 418 86)
3 400 00	INTERNATIONAL BUSINESS MACHS	COM	08/12/2001-00/12/2001	01/17/2000	426 129 88	457 774 30	(31 644 42)
5 100 00	INTERNATIONAL BUSINESS MACHS	COM	08/12/2001-00/12/2001	01/26/2000	614 153 84	686 061 45	(71 907 61)
3 400 00	INTERNATIONAL BUSINESS MACHS	COM	08/12/2001-00/12/2001	01/27/2000	405 112 81	457 774 30	(52 661 49)
4 400 00	INTERNATIONAL BUSINESS MACHS	COM	08/12/2001-00/12/2001	01/28/2000	378 506 88	457 333 74	(80 826 86)
13 800 00	INTERNATIONAL BUSINESS MACHS	COM	08/12/2001-00/12/2001	01/22/2000	1 584 033 01	1 816 118 16	(232 085 15)
200 00	INTERNET CAP GROUP INC	COM	08/12/2001-00/12/2001	01/14/2000	27 999 06	38 771 26	(10 772 20)
6 500 00	INTERNET CAP GROUP INC	COM	08/12/2001-00/12/2001	01/18/2000	920 686 50	1 122 558 85	(201 872 35)
7 300 00	INTERNET CAP GROUP INC	COM	08/12/2001-00/12/2001	01/18/2000	1 080 340 80	844 143 80	236 197 00
3 700 00	INTERNET CAP GROUP INC	COM	08/12/2001-00/12/2001	01/20/2000	497 001 99	345 600 00	151 401 99
4 300 00	INTERNET CAP GROUP INC	COM	08/12/2001-00/12/2001	01/21/2000	678 108 81	464 400 00	214 708 81
600 00	INTERNET SEC SYS INC	COM	08/12/2001-00/12/2001	01/23/2000	80 647 85	60 150 00	407 85
2 200 00	INTERNET SEC SYS INC	COM	08/12/2001-00/12/2001	01/23/2000	220 157 66	218 972 34	185 32
4 300 00	INTERNET SEC SYS INC	COM	08/12/2001-00/12/2001	01/28/2000	436 284 85	375 887 28	110 397 58
15 300 00	INTERNET SEC SYS INC	COM	08/12/2001-00/12/2001	01/13/2000	1 520 712 60	1 520 093 11	19 58
100 00	INTERNET SEC SYS INC	COM	08/12/2001-00/12/2001	01/14/2000	10 101 79	9 729 83	372 16
1 000 00	INTERNET SEC SYS INC	COM	08/12/2001-00/12/2001	01/14/2000	180 259 84	178 321 72	20 938 12
1 100 00	INTERNET SEC SYS INC	COM	08/12/2001-00/12/2001	01/14/2000	112 748 24	104 637 50	8 108 74
700 00	INTERNET SEC SYS INC	COM	08/12/2001-00/12/2001	01/17/2000	71 565 81	74 445 84	(2 880 23)
800 00	INTERNET SEC SYS INC	COM	08/12/2001-00/12/2001	01/17/2000	82 487 25	75 343 88	7 143 37
900 00	INTERNET SEC SYS INC	COM	08/12/2001-00/12/2001	01/18/2000	83 022 23	83 022 56	(33 53)
700 00	INTERNET SEC SYS INC	COM	08/12/2001-00/12/2001	01/18/2000	87 547 74	64 708 56	2 839 18
300 00	INTERNET SEC SYS INC	COM	08/12/2001-00/12/2001	01/18/2000	26 580 61	27 732 24	(1 151 63)
1 500 00	INTERNET SEC SYS INC	COM	08/12/2001-00/12/2001	01/18/2000	136 565 79	137 181 01	(615 22)
800 00	INTERNET SEC SYS INC	COM	08/12/2001-00/12/2001	01/18/2000	70 887 84	84 183 84	(13 296 00)
1 800 00	INTERNET SEC SYS INC	COM	08/12/2001-00/12/2001	01/18/2000	160 378 79	172 728 30	(12 349 51)
2 100 00	INTERNET SEC SYS INC	COM	08/12/2001-00/12/2001	01/20/2000	187 490 36	190 031 32	(2 540 96)
500 00	INTERNET SEC SYS INC	COM	08/12/2001-00/12/2001	01/24/2000	38 949 85	48 087 50	(9 137 65)
700 00	INTERNET SEC SYS INC	COM	08/12/2001-00/12/2001	01/24/2000	54 948 16	56 156 71	(1 208 55)
800 00	INTERNET SEC SYS INC	COM	08/12/2001-00/12/2001	01/24/2000	51 498 58	48 543 74	2 954 82
300 00	INTERNET SEC SYS INC	COM	08/12/2001-00/12/2001	01/25/2000	24 149 19	24 037 50	111 69
900 00	INTERNET SEC SYS INC	COM	08/12/2001-00/12/2001	01/25/2000	71 772 60	71 482 19	290 41
800 00	INTERNET SEC SYS INC	COM	08/12/2001-00/12/2001	01/31/2000	55 870 13	63 471 28	(7 601 15)
6 800 00	INTERNET SEC SYS INC	COM	08/12/2001-00/12/2001	01/31/2000	474 140 73	345 082 61	128 058 12
800 00	INTERNET SEC SYS INC	COM	08/12/2001-00/12/2001	01/22/2000	41 136 12	18 804 38	24 331 74
1 500 00	INTERNET SEC SYS INC	COM	08/12/2001-00/12/2001	01/23/2000	100 871 83	28 087 78	72 784 04
800 00	INTERNET SEC SYS INC	COM	08/12/2001-00/12/2001	01/18/2000	47 988 40	56 700 00	(8 711 60)
1 400 00	INTERNET SEC SYS INC	COM	08/12/2001-00/12/2001	01/18/2000	82 700 42	95 880 75	(13 280 33)
700 00	INTERNET SEC SYS INC	COM	08/12/2001-00/12/2001	01/21/2000	44 443 51	47 707 19	(3 263 68)
2 000 00	INTERNET SEC SYS INC	COM	08/12/2001-00/12/2001	01/22/2000	127 945 73	132 583 90	(4 638 17)
300 00	INTERNET SEC SYS INC	COM	08/12/2001-00/12/2001	01/23/2000	20 389 32	20 335 50	53 82
32 300 00	INTERNET SEC SYS INC	COM	08/12/2001-00/12/2001	01/23/2000	2 188 252 05	1 371 073 80	811 178 25
8 500 00	INTERNET SEC SYS INC	COM	08/12/2001-00/12/2001	01/24/2000	618 386 70	150 956 40	467 430 30
40 700 00	INTERNET SEC SYS INC	COM	08/12/2001-00/12/2001	01/25/2000	2 978 832 56	643 736 78	2 335 095 77
800 00	INTERNET SEC SYS INC	COM	08/12/2001-00/12/2001	01/25/2000	67 087 73	81 476 48	(14 388 75)
7 900 00	INTERNET SEC SYS INC	COM	08/12/2001-00/12/2001	01/26/2000	635 878 81	545 220 83	80 657 98
700 00	INTERNET SEC SYS INC	COM	08/12/2001-00/12/2001	01/20/2000	55 298 13	58 574 25	(3 276 10)
300 00	INTERNET SEC SYS INC	COM	08/				

THE ROCKEFELLER FOUNDATION
EMPLOYEE ID NO 13 165629
GAIN AND LOSSES FOR TAX ON INVESTMENT INCOME
FORM 990 PF 2000 PART IV

Par	Security Name	Security Description	Date Bought	Date Sold	Proceeds	Cost	Realized
800.00	INTERNET SEC SYS INC	COM	06/12/2001-00/12/31	10/18/2000	70,397.65	54,232.15	16,165.50
900.00	INTERNET SEC SYS INC	COM	06/12/2001-00/12/31	10/18/2000	50,884.80	50,884.74	21,800.06
1,700.00	INTERNET SEC SYS INC	COM	06/12/2001-00/12/31	10/19/2000	151,718.94	85,328.17	66,390.77
1,100.00	INTERNET SEC SYS INC	COM	06/12/2001-00/12/31	10/20/2000	100,646.64	15,988.25	84,657.39
800.00	INTERNET SEC SYS INC	COM	06/12/2001-00/12/31	10/23/2000	75,222.53	11,587.87	63,634.66
4,200.00	INTERNET SEC SYS INC	COM	06/12/2001-00/12/31	10/25/2000	369,084.01	101,230.74	267,853.27
1,200.00	INTERNET SEC SYS INC	COM	06/12/2001-00/12/31	10/27/2000	112,186.28	17,242.08	94,944.18
1,700.00	INTERNET SEC SYS INC	COM	06/12/2001-00/12/31	11/1/2000	146,832.60	106,312.72	37,519.88
11,700.00	INTERNET SEC SYS INC	COM	06/12/2001-00/12/31	11/14/2000	1,075,184.15	772,418.86	302,765.29
600.00	INTERNET SEC SYS INC	COM	06/12/2001-00/12/31	11/14/2000	51,148.28	8,551.38	42,596.91
1,400.00	INTERNET SEC SYS INC	COM	06/12/2001-00/12/31	12/1/2000	120,461.64	113,200.50	7,261.14
2,200.00	INTERNET SEC SYS INC	COM	06/12/2001-00/12/31	12/13/2000	198,883.43	190,868.64	8,014.78
1,400.00	INTERNET SEC SYS INC	COM	06/12/2001-00/12/31	12/20/2000	95,880.80	116,127.40	(20,246.60)
4,200.00	INTERNET SEC SYS INC	COM	06/12/2001-00/12/31	12/27/2000	316,258.58	314,948.70	1,309.88
200.00	INTERNET SEC SYS INC	COM	06/12/2001-00/12/31	12/27/2000	14,834.50	16,183.00	(1,348.50)
100.00	INTERNET SEC SYS INC	COM	06/12/2001-00/12/31	12/28/2000	7,808.11	7,274.38	533.73
400.00	INTERNET SEC SYS INC	COM	06/12/2001-00/12/31	12/28/2000	33,723.87	29,087.57	4,636.30
200.00	INTERNET SEC SYS INC	COM	06/12/2001-00/12/31	12/28/2000	18,827.09	14,548.78	2,278.31
500.00	INTERUS HLOG CORP	CL A	06/12/2001-00/12/31	3/17/2000	26,540.76	32,025.50	(5,484.74)
3,000.00	INTERUS HLOG CORP	CL A	06/12/2001-00/12/31	5/2/2000	125,495.71	190,874.45	(65,378.74)
2,000.00	INTERUS HLOG CORP	CL A	06/12/2001-00/12/31	5/3/2000	81,747.2	118,514.78	(36,767.58)
3,500.00	INTERUS HLOG CORP	CL A	06/12/2001-00/12/31	5/18/2000	146,120.12	195,273.68	(49,153.56)
400.00	INTERUS HLOG CORP	CL A	06/12/2001-00/12/31	5/23/2000	16,299.45	22,200.00	(5,900.55)
22,500.00	INTERUS HLOG CORP	CL A	06/12/2001-00/12/31	6/6/2000	1,211,645.38	1,152,279.80	59,365.58
600.00	INTERUS HLOG CORP	CL A	06/12/2001-00/12/31	6/1/2000	30,448.88	28,725.00	1,723.88
500.00	INTERUS HLOG CORP	CL A	06/12/2001-00/12/31	6/14/2000	24,786.87	24,643.65	143.22
1,100.00	INTERUS HLOG CORP	CL A	06/12/2001-00/12/31	6/21/2000	59,370.52	58,508.25	862.27
2,800.00	INTERUS HLOG CORP	CL A	06/12/2001-00/12/31	7/14/2000	147,038.77	152,388.88	(5,350.11)
1,800.00	INTERUS HLOG CORP	CL A	06/12/2001-00/12/31	7/16/2000	110,908.80	104,370.78	6,538.02
800.00	INTERUS HLOG CORP	CL A	06/12/2001-00/12/31	7/20/2000	51,873.28	46,367.64	5,505.64
1,000.00	INTERUS HLOG CORP	CL A	06/12/2001-00/12/31	7/24/2000	82,747.60	82,224.00	523.60
3,800.00	INTERUS HLOG CORP	CL A	06/12/2001-00/12/31	7/26/2000	244,379.35	184,448.39	49,930.96
6,700.00	INTERUS HLOG CORP	CL A	06/12/2001-00/12/31	7/26/2000	427,828.30	339,569.06	88,259.24
600.00	INTERUS HLOG CORP	CL A	06/12/2001-00/12/31	7/26/2000	39,373.88	30,787.11	8,586.77
2,300.00	INTERUS HLOG CORP	CL A	06/12/2001-00/12/31	7/27/2000	140,007.83	114,347.70	25,660.13
1,900.00	INTERUS HLOG CORP	CL A	06/12/2001-00/12/31	7/28/2000	114,471.18	93,276.98	21,194.20
2,000.00	INTERUS HLOG CORP	CL A	06/12/2001-00/12/31	8/1/2000	104,121.52	104,690.00	(568.48)
5,700.00	INTERUS HLOG CORP	CL A	06/12/2001-00/12/31	8/3/2000	247,466.94	254,557.80	(7,090.86)
10,600.00	INTERUS HLOG CORP	CL A	06/12/2001-00/12/31	8/8/2000	494,067.88	428,316.62	65,751.26
13,400.00	INTERUS HLOG CORP	CL A	06/12/2001-00/12/31	8/9/2000	610,757.00	427,108.02	183,648.98
11,500.00	INTERUS HLOG CORP	CL A	06/12/2001-00/12/31	8/10/2000	481,989.18	287,500.00	194,489.18
400.00	INTERTRUST TECHNOLOGIES CORP	COM	06/12/2001-00/12/31	11/02/2000	52,788.24	50,793.00	2,005.24
700.00	INTERTRUST TECHNOLOGIES CORP	COM	06/12/2001-00/12/31	11/22/2000	77,584.16	88,847.75	(11,263.59)
1,100.00	INTERTRUST TECHNOLOGIES CORP	COM	06/12/2001-00/12/31	11/30/2000	802,777.18	820,288.50	17,488.68
1,500.00	INTERTRUST TECHNOLOGIES CORP	COM	06/12/2001-00/12/31	11/30/2000	167,194.42	158,062.50	9,131.92
5,600.00	INTERTRUST TECHNOLOGIES CORP	COM	06/12/2001-00/12/31	12/02/2000	242,065.08	195,186.00	46,879.08
2,400.00	INTERTRUST TECHNOLOGIES CORP	COM	06/12/2001-00/12/31	12/1/2000	889,939.68	801,540.65	88,399.03
4,300.00	INTERTRUST TECHNOLOGIES CORP	COM	06/12/2001-00/12/31	12/1/2000	422,713.26	374,778.92	47,934.34
700.00	INTERTRUST TECHNOLOGIES CORP	COM	06/12/2001-00/12/31	2/4/2001	729,363.18	534,395.44	194,967.74
800.00	INTERTRUST TECHNOLOGIES CORP	COM	06/12/2001-00/12/31	2/14/2001	132,141.80	121,352.84	10,788.96
200.00	INTERTRUST TECHNOLOGIES CORP	COM	06/12/2001-00/12/31	2/14/2001	167,869.57	152,700.00	15,169.57
500.00	INTERTRUST TECHNOLOGIES CORP	COM	06/12/2001-00/12/31	2/15/2001	38,063.73	39,017.50	(953.77)
600.00	INTERTRUST TECHNOLOGIES CORP	COM	06/12/2001-00/12/31	2/16/2001	95,248.82	91,831.25	3,417.57
300.00	INTERTRUST TECHNOLOGIES CORP	COM	06/12/2001-00/12/31	2/22/2001	154,815.98	174,800.55	(19,984.57)
1,300.00	INTERTRUST TECHNOLOGIES CORP	COM	06/12/2001-00/12/31	2/23/2001	53,818.20	57,811.25	(3,993.05)
700.00	INTERTRUST TECHNOLOGIES CORP	COM	06/12/2001-00/12/31	2/28/2001	100,226.65	124,824.37	(24,597.72)
8,700.00	INTERTRUST TECHNOLOGIES CORP	COM	06/12/2001-00/12/31	3/1/2001	17,124.42	19,203.75	(2,079.33)
300.00	INTERTRUST TECHNOLOGIES CORP	COM	06/12/2001-00/12/31	3/3/2001	530,082.33	540,884.51	(10,802.18)
500.00	INTERTRUST TECHNOLOGIES CORP	COM	06/12/2001-00/12/31	3/6/2001	24,874.18	28,038.75	(3,164.57)
1,000.00	INTERTRUST TECHNOLOGIES CORP	COM	06/12/2001-00/12/31	3/17/2001	35,788.85	46,731.25	(10,942.40)
1,000.00	INTERTRUST TECHNOLOGIES CORP	COM	06/12/2001-00/12/31	3/20/2001	54,950.75	83,462.50	(28,511.75)
1,000.00	INTERTRUST TECHNOLOGIES CORP	COM	06/12/2001-00/12/31	3/21/2001	46,467.25	81,978.90	(35,511.65)
2,800.00	INTERTRUST TECHNOLOGIES CORP	COM	06/12/2001-00/12/31	3/22/2001	60,352.94	109,183.80	(48,830.86)
4,100.00	INTERTRUST TECHNOLOGIES CORP	COM	06/12/2001-00/12/31	3/23/2001	144,114.75	255,302.43	(111,187.68)
4,100.00	INTERTRUST TECHNOLOGIES CORP	COM	06/12/2001-00/12/31	3/23/2001	215,114.90	183,784.08	31,330.82
4,100.00	INTERTRUST TECHNOLOGIES CORP	COM	06/12/2001-00/12/31	3/23/2001	201,136.83	223,964.87	(22,828.04)
2,700.00	INTERTRUST TECHNOLOGIES CORP	COM	06/12/2001-00/12/31	3/27/2001	140,372.81	117,446.88	22,925.93
3,400.00	INTERTRUST TECHNOLOGIES CORP	COM	06/12/2001-00/12/31	3/28/2001	171,519.18	142,881.25	28,637.93
4,100.00	INTERTRUST TECHNOLOGIES CORP	COM	06/12/2001-00/12/31	3/28/2001	202,843.23	145,922.85	56,920.38
1,000.00	INTERTRUST TECHNOLOGIES CORP	COM	06/12/2001-00/12/31	3/31/2001	44,988.50	28,910.08	16,078.42
2,000.00	INTERTRUST TECHNOLOGIES CORP	COM	06/12/2001-00/12/31	4/5/2001	64,880.43	56,140.10	8,740.33
2,100.00	INTERTRUST TECHNOLOGIES CORP	COM	06/12/2001-00/12/31	4/5/2001	68,247.72	58,947.10	9,300.62
3,100.00	INTERTRUST TECHNOLOGIES CORP	COM	06/12/2001-00/12/31	4/6/2001	100,824.13	87,017.16	13,806.97
2,100.00	INTERTRUST TECHNOLOGIES CORP	COM	06/12/2001-00/12/31	4/17/2001	40,423.65	100,714.74	(60,291.09)
2,100.00	INTERTRUST TECHNOLOGIES CORP	COM	06/12/2001-00/12/31	4/24/2001	60,241.74	100,351.30	(40,109.56)
35,800.00	INTERTRUST TECHNOLOGIES CORP	COM	06/12/2001-00/12/31	4/25/2001	1,060,182.49	806,754.17	253,428.32
1,000.00	12 TECHNOLOGIES INC	COM	06/12/2001-00/12/31	5/18/2000	118,986.03	128,850.52	(9,864.49)
200.00	12 TECHNOLOGIES INC	COM	06/12/2001-00/12/31	5/18/2000	22,481.75	25,583.04	(3,101.29)
400.00	12 TECHNOLOGIES INC	COM	06/12/2001-00/12/31	5/23/2000	40,498.65	51,128.08	(10,629.43)
900.00	12 TECHNOLOGIES INC	COM	06/12/2001-00/12/31	6/1/2000	105,978.47	115,033.68	(9,055.21)
100.00	12 TECHNOLOGIES INC	COM	06/12/2001-00/12/31	6/13/2000	12,190.86	13,815.00	(1,624.14)
2,700.00	12 TECHNOLOGIES INC	COM	06/12/2001-00/12/31	6/21/2000	273,780.87	299,327.50	(25,546.63)
3,000.00	12 TECHNOLOGIES INC	COM	06/12/2001-00/12/31	7/10/2000	353,302.42	401,482.60	(48,180.18)
5,800.00	12 TECHNOLOGIES INC	COM	06/12/2001-00/12/31	7/11/2000	668,804.54	717,708.85	(48,904.31)
5,800.00	12 TECHNOLOGIES INC	COM	06/12/2001-00/12/31	7/13/2000	767,734.40	706,824.00	57,910.40
1,800.00	12 TECHNOLOGIES INC	COM	06/12/2001-00/12/31	7/20/2000	250,000.50	253,125.00	(3,124.50)
1,400.00	12 TECHNOLOGIES INC	COM	06/12/2001-00/12/31	8/7/2000	183,281.05	183,550.04	(268.99)
1,900.00	12 TECHNOLOGIES INC	COM	06/12/2001-00/12/31	8/8/2000	278,387.85	261,827.75	17,560.10
800.00	12 TECHNOLOGIES INC	COM	06/12/2001-00/12/31	8/14/2000	89,922.00	84,997.50	4,924.50
1,300.00	12 TECHNOLOGIES INC	COM	06/12/2001-00/12/31	8/16/2000	193,868.23	179,405.29	14,462.94
900.00	12 TECHNOLOGIES INC	COM	06/12/2001-00/12/31	8/17/2000	134,995.50	122,324.88	12,670.62
7,700.00	12 TECHNOLOGIES INC	COM	06/12/2001-00/12/31	8/17/2000	1,197,551.09	969,837.34	227,713.75
1,000.00	12 TECHNOLOGIES INC	COM	06/12/2001-00/12/31	8/18/2000	152,884.80	118,854.20	34,030.60
1,000.00	12 TECHNOLOGIES INC	COM	06/12/2001-00/12/31	8/30/2000	168,425.68	165,035.70	3,389.98
3,000.00	12 TECHNOLOGIES INC	COM	06/12/2001-00/12/31	9/7/2000	492,733.57	487,312.00	5,421.57
4,200.00	12 TECHNOLOGIES INC	COM	06/12/2001-00/12/31	9/14/2000	737,203.10	688,574.58	48,628.52
2,600.00	12 TECHNOLOGIES INC	COM	06/12/2001-00/12/31	9/20/2000	482,717.32	386,900.00	94,817.32
2,500.00	12 TECHNOLOGIES INC	COM	06/12/2001-00/12/31	9/25/2000	473,317.47	289,714.62	183,602.85
900.00	12 TECHNOLOGIES INC	COM	06/12/2001-00/12/31	9/27/2000	168,545.11	103,380.14	65,164.97
2,500.00	12 TECHNOLOGIES INC	COM	06/12/2001-00/12/31	9/28/2000	481,324.70	157,269.75	324,054.95
800.00	12 TECHNOLOGIES INC	COM	06/12/2001-00/12/31	10/5/2000	1,125,277.48	172,645.28	952,632.20
1,700.00	12 TECHNOLOGIES INC	COM	06/12/2001-00/12/31	10/15/2000	295,091.12	182,128.48	112,962.64
1,700.00	12 TECHNOLOGIES INC	COM	06/12/2001-00/12/31	10/16/2000	321,158.52	182,128.48	139,030.04
1,700.00	12 TECHNOLOGIES INC	COM	06/12/2001-00/12/31	10/18/2000	312,100.74	181,921.57	130,179.17
800.00	12 TECHNOLOGIES INC	COM	06/12/2001-00/12/31	10/18/2000	1,240,748.48	724,374.21	516,374.27
1,90							

THE ROCKEFELLER FOUNDATION
 EMPLOYEE ID NO 13-165629
 GAIN AND LOSSES FOR TAX ON INVESTMENT INCOME
 FORM 990 PF 2000 PART IV

Par	Security Name	Security Description	Date Bought	Date Sold	Proceeds	Cost	Realized
1 300	Q TECHNOLOGIES INC	COM	06/12/2001-00/12/31	12/7/2000	73 768 51	81 582 45	(7 813 94)
4 300	Q TECHNOLOGIES INC	COM	06/12/2001-00/12/31	12/6/2000	270 532 78	273 325 41	(2 792 62)
1 200	Q TECHNOLOGIES INC	COM	06/12/2001-00/12/31	12/11/2000	80 872 31	73 474 40	7 397 91
2 200	Q TECHNOLOGIES INC	COM	06/12/2001-00/12/31	12/11/2000	144 324 42	134 811 40	9 513 02
1 400	Q TECHNOLOGIES INC	COM	06/12/2001-00/12/31	12/16/2000	73 718 36	80 245 75	(6 526 39)
5 800	Q TECHNOLOGIES INC	COM	06/12/2001-00/12/31	12/18/2000	253 188 08	304 808 46	(51 620 37)
7 200	Q TECHNOLOGIES INC	COM	06/12/2001-00/12/31	12/21/2000	286 280 45	368 034 74	(78 754 29)
2 800	Q TECHNOLOGIES INC	COM	06/12/2001-00/12/31	12/28/2000	170 793 57	148 884 42	21 909 15
8 500 00	JDS UNIPHASE CORP	COM	06/12/2001-00/12/31	7/11/2000	638 069 65	811 434 00	(172 484 35)
9 700 00	JDS UNIPHASE CORP	COM	06/12/2001-00/12/31	7/12/2000	959 560 88	1 210 806 20	(251 245 32)
3 700 00	JDS UNIPHASE CORP	COM	06/12/2001-00/12/31	7/13/2000	375 537 48	458 488 12	(82 950 64)
500 00	JDS UNIPHASE CORP	COM	06/12/2001-00/12/31	7/20/2000	89 296 69	102 019 38	(12 722 67)
32 500 00	JDS UNIPHASE CORP	COM	06/12/2001-00/12/31	7/28/2000	4 409 696 73	4 193 824 35	215 872 40
500 00	JDS UNIPHASE CORP	COM	06/12/2001-00/12/31	8/8/2000	60 185 48	58 000 00	(2 185 48)
1 000 00	JDS UNIPHASE CORP	COM	06/12/2001-00/12/31	8/17/2000	118 058 53	136 000 00	(16 941 47)
3 800 00	JDS UNIPHASE CORP	COM	06/12/2001-00/12/31	8/28/2000	471 421 78	486 287 12	(14 865 34)
11 600 00	JDS UNIPHASE CORP	COM	06/12/2001-00/12/31	8/30/2000	1 355 656 08	1 468 818 04	(111 261 96)
4 400 00	JDS UNIPHASE CORP	COM	06/12/2001-00/12/31	9/5/2000	534 582 18	547 325 67	(12 743 49)
800 00	JDS UNIPHASE CORP	COM	06/12/2001-00/12/31	9/6/2000	95 206 82	99 330 00	(4 023 18)
800 00	JDS UNIPHASE CORP	COM	06/12/2001-00/12/31	9/12/2000	89 197 02	98 887 38	(9 690 37)
3 400 00	JDS UNIPHASE CORP	COM	06/12/2001-00/12/31	9/20/2000	363 113 33	420 002 68	(56 889 35)
3 400 00	JDS UNIPHASE CORP	COM	06/12/2001-00/12/31	9/21/2000	352 865 73	420 002 68	(67 136 95)
3 400 00	JDS UNIPHASE CORP	COM	06/12/2001-00/12/31	9/27/2000	343 176 06	418 775 08	(76 599 02)
1 700 00	JDS UNIPHASE CORP	COM	06/12/2001-00/12/31	10/4/2000	155 173 03	208 250 00	(51 076 97)
8 800 00	JDS UNIPHASE CORP	COM	06/12/2001-00/12/31	10/5/2000	642 058 58	790 655 16	(148 596 57)
8 800 00	JDS UNIPHASE CORP	COM	06/12/2001-00/12/31	10/10/2000	618 420 53	788 686 38	(153 265 85)
5 100 00	JDS UNIPHASE CORP	COM	06/12/2001-00/12/31	10/18/2000	484 556 77	562 368 30	(87 811 53)
900 00	JDS UNIPHASE CORP	COM	06/12/2001-00/12/31	10/23/2000	82 147 26	86 500 00	(4 352 74)
900 00	JDS UNIPHASE CORP	COM	06/12/2001-00/12/31	10/24/2000	88 772 00	97 312 50	(7 540 50)
70 400 00	JDS UNIPHASE CORP	COM	06/12/2001-00/12/31	10/25/2000	1 615 154 81	1 997 458 48	(382 303 57)
400 00	JUNIPER NETWORKS INC	COM	06/12/2001-00/12/31	5/2/2000	85 347 15	87 475 00	(2 127 85)
1 000 00	JUNIPER NETWORKS INC	COM	06/12/2001-00/12/31	5/18/2000	178 984 10	210 235 00	(33 240 90)
1 800 00	JUNIPER NETWORKS INC	COM	06/12/2001-00/12/31	5/18/2000	294 065 18	358 805 00	(61 839 81)
2 100 00	JUNIPER NETWORKS INC	COM	06/12/2001-00/12/31	5/20/2000	341 828 33	418 272 50	(73 393 17)
1 000 00	JUNIPER NETWORKS INC	COM	06/12/2001-00/12/31	6/14/2000	231 154 78	236 312 50	(5 157 71)
10 700 00	JUNIPER NETWORKS INC	COM	06/12/2001-00/12/31	6/18/2000	1 290 831 72	1 198 530 88	92 300 84
6 500 00	JUNIPER NETWORKS INC	COM	06/12/2001-00/12/31	6/20/2000	828 187 28	699 533 58	128 653 71
1 100 00	JUNIPER NETWORKS INC	COM	06/12/2001-00/12/31	6/21/2000	140 881 55	118 362 80	22 518 75
400 00	JUNIPER NETWORKS INC	COM	06/12/2001-00/12/31	6/22/2000	51 508 28	42 427 08	9 081 22
17 300 00	JUNIPER NETWORKS INC	COM	06/12/2001-00/12/31	6/27/2000	2 340 748 91	1 770 486 24	570 262 67
1 300 00	JUNIPER NETWORKS INC	COM	06/12/2001-00/12/31	6/29/2000	192 393 58	128 263 27	64 130 31
1 100 00	JUNIPER NETWORKS INC	COM	06/12/2001-00/12/31	6/29/2000	158 118 72	108 530 45	49 588 27
1 100 00	JUNIPER NETWORKS INC	COM	06/12/2001-00/12/31	7/10/2000	169 394 35	156 885 74	12 508 61
2 200 00	JUNIPER NETWORKS INC	COM	06/12/2001-00/12/31	7/10/2000	332 945 28	313 771 48	19 173 78
1 000 00	JUNIPER NETWORKS INC	COM	06/12/2001-00/12/31	7/11/2000	153 557 38	147 073 40	10 483 98
14 400 00	JUNIPER NETWORKS INC	COM	06/12/2001-00/12/31	7/12/2000	2 178 540 81	1 731 673 69	446 867 12
18 800 00	JUNIPER NETWORKS INC	COM	06/12/2001-00/12/31	7/13/2000	3 058 786 00	1 686 278 24	1 373 507 76
1 100 00	JUNIPER NETWORKS INC	COM	06/12/2001-00/12/31	7/14/2000	191 084 31	80 525 77	84 554 54
2 700 00	JUNIPER NETWORKS INC	COM	06/12/2001-00/12/31	7/17/2000	485 686 14	736 926 89	(251 240 75)
900 00	JUNIPER NETWORKS INC	COM	06/12/2001-00/12/31	7/20/2000	145 930 13	151 757 01	(5 826 88)
900 00	JUNIPER NETWORKS INC	COM	06/12/2001-00/12/31	8/1/2000	124 263 35	151 757 01	(27 493 66)
200 00	JUNIPER NETWORKS INC	COM	06/12/2001-00/12/31	8/4/2000	29 261 52	32 268 85	(3 007 33)
800 00	JUNIPER NETWORKS INC	COM	06/12/2001-00/12/31	8/7/2000	119 846 00	131 256 00	(11 410 00)
2 900 00	JUNIPER NETWORKS INC	COM	06/12/2001-00/12/31	8/8/2000	438 607 53	475 803 00	(37 195 47)
2 000 00	JUNIPER NETWORKS INC	COM	06/12/2001-00/12/31	8/14/2000	331 376 55	329 695 00	1 681 55
100 00	JUNIPER NETWORKS INC	COM	06/12/2001-00/12/31	8/16/2000	16 724 44	15 849 13	875 31
200 00	JUNIPER NETWORKS INC	COM	06/12/2001-00/12/31	8/18/2000	34 973 83	31 898 26	3 075 57
1 500 00	JUNIPER NETWORKS INC	COM	06/12/2001-00/12/31	8/21/2000	260 803 80	237 736 95	23 066 85
1 000 00	JUNIPER NETWORKS INC	COM	06/12/2001-00/12/31	8/22/2000	186 183 39	158 491 30	27 692 09
4 800 00	JUNIPER NETWORKS INC	COM	06/12/2001-00/12/31	8/23/2000	817 741 40	758 180 63	59 560 77
1 900 00	JUNIPER NETWORKS INC	COM	06/12/2001-00/12/31	8/24/2000	363 125 38	295 071 93	68 053 45
1 900 00	JUNIPER NETWORKS INC	COM	06/12/2001-00/12/31	8/24/2000	359 729 25	213 233 13	146 496 12
2 000 00	JUNIPER NETWORKS INC	COM	06/12/2001-00/12/31	8/25/2000	378 067 36	174 090 84	204 976 52
2 800 00	JUNIPER NETWORKS INC	COM	06/12/2001-00/12/31	8/28/2000	552 485 70	240 785 00	311 700 70
3 800 00	JUNIPER NETWORKS INC	COM	06/12/2001-00/12/31	8/29/2000	768 031 98	335 351 25	432 680 73
3 000 00	JUNIPER NETWORKS INC	COM	06/12/2001-00/12/31	8/30/2000	628 050 36	255 062 50	372 987 86
2 700 00	JUNIPER NETWORKS INC	COM	06/12/2001-00/12/31	8/31/2000	581 026 71	227 860 25	353 166 46
1 800 00	JUNIPER NETWORKS INC	COM	06/12/2001-00/12/31	8/6/2000	386 523 61	203 264 54	183 259 07
800 00	JUNIPER NETWORKS INC	COM	06/12/2001-00/12/31	8/11/2000	158 426 84	64 405 36	94 021 48
1 700 00	JUNIPER NETWORKS INC	COM	06/12/2001-00/12/31	8/12/2000	325 321 38	136 861 39	188 459 99
1 700 00	JUNIPER NETWORKS INC	COM	06/12/2001-00/12/31	8/13/2000	333 454 42	136 861 39	196 593 03
2 600 00	JUNIPER NETWORKS INC	COM	06/12/2001-00/12/31	8/14/2000	538 940 45	208 610 02	330 330 43
2 500 00	JUNIPER NETWORKS INC	COM	06/12/2001-00/12/31	8/15/2000	561 850 02	199 783 00	362 067 02
900 00	JUNIPER NETWORKS INC	COM	06/12/2001-00/12/31	8/18/2000	174 369 18	71 825 48	102 543 70
800 00	JUNIPER NETWORKS INC	COM	06/12/2001-00/12/31	8/20/2000	176 538 15	83 933 76	92 604 39
900 00	JUNIPER NETWORKS INC	COM	06/12/2001-00/12/31	8/22/2000	197 884 08	71 825 48	126 058 60
800 00	JUNIPER NETWORKS INC	COM	06/12/2001-00/12/31	8/25/2000	187 823 73	83 833 76	103 989 97
1 700 00	JUNIPER NETWORKS INC	COM	06/12/2001-00/12/31	10/13/2000	351 888 27	387 026 59	(35 138 32)
3 400 00	JUNIPER NETWORKS INC	COM	06/12/2001-00/12/31	10/19/2000	823 686 46	758 348 75	65 337 71
2 200 00	JUNIPER NETWORKS INC	COM	06/12/2001-00/12/31	10/18/2000	500 652 49	458 080 86	42 571 63
900 00	JUNIPER NETWORKS INC	COM	06/12/2001-00/12/31	10/25/2000	181 028 96	201 387 00	(20 358 04)
4 900 00	JUNIPER NETWORKS INC	COM	06/12/2001-00/12/31	11/13/2000	772 744 91	1 003 026 80	(230 281 89)
2 300 00	JUNIPER NETWORKS INC	COM	06/12/2001-00/12/31	11/14/2000	402 956 22	432 898 14	(29 941 92)
600 00	JUNIPER NETWORKS INC	COM	06/12/2001-00/12/31	11/21/2000	84 098 83	145 675 04	(59 576 21)
3 500 00	JUNIPER NETWORKS INC	COM	06/12/2001-00/12/31	11/24/2000	454 547 34	638 000 13	(183 452 79)
700 00	JUNIPER NETWORKS INC	COM	06/12/2001-00/12/31	11/27/2000	86 334 28	126 466 68	(40 132 41)
3 500 00	JUNIPER NETWORKS INC	COM	06/12/2001-00/12/31	11/28/2000	443 425 21	420 506 77	22 918 44
2 800 00	JUNIPER NETWORKS INC	COM	06/12/2001-00/12/31	11/29/2000	310 343 33	208 537 50	101 805 83
800 00	JUNIPER NETWORKS INC	COM	06/12/2001-00/12/31	12/27/2000	102 086 58	108 150 00	(7 063 42)
1 100 00	KLA TENCOR CORP	COM	06/12/2001-00/12/31	6/27/2000	69 710 17	79 207 50	(9 497 33)
8 800 00	KLA TENCOR CORP	COM	06/12/2001-00/12/31	7/5/2000	472 178 44	485 015 04	(12 836 60)
27 100 00	KLA TENCOR CORP	COM	06/12/2001-00/12/31	7/7/2000	1 479 583 57	1 448 853 83	30 729 74
34 000 00	KEYCORP NEW	COM	06/12/2001-00/12/31	10/11/2000	760 508 52	818 176 71	(57 668 19)
20 400 00	KNIGHT TRADING GROUP INC	COM	06/12/2001-00/12/31	10/4/2000	504 869 24	704 438 52	(199 569 28)
4 800 00	LABORATORY CORP AMER HLDGS	COM NEW	06/12/2001-00/12/31	11/15/2000	712 827 42	821 502 21	(108 674 79)
800 00	LABORATORY CORP AMER HLDGS	COM NEW	06/12/2001-00/12/31	12/1/2000	84 050 83	72 306 48	11 744 35
200 00	LABORATORY CORP AMER HLDGS	COM NEW	06/12/2001-00/12/31	12/7/2000	28 498 04	23 750 00	4 748 04
7 200 00	LABORATORY CORP AMER HLDGS	COM NEW	06/12/2001-00/12/31	12/13/2000	1 105 524 57	878 573 08	226 951 49
3 700 00	LABORATORY CORP AMER HLDGS	COM NEW	06/12/2001-00/12/31	12/14/2000	580 787 01	438 375 00	142 412 01
2 900 00	LABORATORY CORP AMER HLDGS	COM NEW	06/12/2001-00/12/31	12/15/2000	440 741 51	344 375 00	96 366 51
1 300 00	LABORATORY CORP AMER HLDGS	COM NEW	06/12/2001-00/12/31	12/18/2000	212 730 62	154 375 00	58 355 62
2 300 00	LABORATORY CORP AMER HLDGS	COM NEW	06/12/2001-00/12/31	12/19/2000	378 538 78	268 841 85	109 696 93
2 100 00	LAM RESH CORP	COM	06/12/2001-00/12/31	1/5/2000	225 479 98	228 026 30	(2 546 32)
700 00	LAM RESH CORP	COM	06/12/2001-00/12/31	1			

THE ROCKEFELLER FOUNDATION
EMPLOYEE ID NO. 13 165629
GAIN AND LOSSES FOR TAX ON INVESTMENT INCOME
FORM 990 PF 2000 PART IV

Pur	Security Name	Security Description	Date Bought	Date Sold	Proceeds	Cost	Realized
1 000 00	LAM RESH CORP	COM	06/12/31-00/12/31	3/1/2000	154 207 35	147 085 99	7 120 36
3 100 00	LAM RESH CORP	COM	06/12/31-00/12/31	3/3/2000	478 554 01	429 676 34	48 877 67
4 000 00	LAM RESH CORP	COM	06/12/31-00/12/31	3/8/2000	58 198 06	62 176 68	(4 978 62)
5 100 00	LAM RESH CORP	COM	06/12/31-00/12/31	3/10/2000	830 545 58	784 973 37	35 572 19
4 100 00	LAM RESH CORP	COM	06/12/31-00/12/31	3/17/2000	190 632 18	183 880 80	(3 358 44)
1 100 00	LAM RESH CORP	COM	06/12/31-00/12/31	3/20/2000	54 068 17	50 748 84	3 319 33
4 000 00	LAM RESH CORP	COM	06/12/31-00/12/31	3/21/2000	181 616 61	184 518 19	7 102 82
21 100 00	LAM RESH CORP	COM	06/12/31-00/12/31	3/24/2000	1 168 388 32	918 865 26	249 403 06
4 100 00	LAM RESH CORP	COM	06/12/31-00/12/31	3/27/2000	223 551 80	170 976 83	52 574 77
900 00	LAM RESH CORP	COM	06/12/31-00/12/31	3/31/2000	39 778 87	37 531 50	2 247 37
4 100 00	LAM RESH CORP	COM	06/12/31-00/12/31	4/3/2000	158 894 67	167 836 20	(7 741 53)
1 000 00	LAM RESH CORP	COM	06/12/31-00/12/31	4/4/2000	38 123 78	40 747 20	(4 623 41)
2 100 00	LAM RESH CORP	COM	06/12/31-00/12/31	4/4/2000	83 472 21	85 589 12	(2 086 91)
12 200 00	LAM RESH CORP	COM	06/12/31-00/12/31	4/8/2000	604 896 09	453 120 83	151 775 26
2 000 00	LAM RESH CORP	COM	06/12/31-00/12/31	4/7/2000	102 496 58	89 666 67	32 829 81
8 200 00	LAM RESH CORP	COM	06/12/31-00/12/31	4/12/2000	436 085 43	324 803 33	112 092 10
2 000 00	LAM RESH CORP	COM	06/12/31-00/12/31	4/13/2000	64 246 85	82 816 42	(18 569 57)
8 200 00	LAM RESH CORP	COM	06/12/31-00/12/31	4/18/2000	397 046 34	173 520 46	223 525 88
2 300 00	LAM RESH CORP	COM	06/12/31-00/12/31	4/25/2000	88 680 78	48 551 88	40 138 91
2 000 00	LAM RESH CORP	COM	06/12/31-00/12/31	5/10/2000	67 035 36	89 202 50	(22 167 14)
4 000 00	LAM RESH CORP	COM	06/12/31-00/12/31	5/18/2000	142 182 86	171 872 60	(29 689 74)
7 100 00	LAM RESH CORP	COM	06/12/31-00/12/31	5/18/2000	248 145 95	266 890 00	(20 844 05)
2 100 00	LAM RESH CORP	COM	06/12/31-00/12/31	5/19/2000	68 287 68	44 310 00	24 987 69
1 000 00	LAM RESH CORP	COM	06/12/31-00/12/31	5/24/2000	27 186 59	29 781 30	(2 594 71)
5 000 00	LAM RESH CORP	COM	06/12/31-00/12/31	5/25/2000	144 370 18	118 957 87	24 412 71
4 100 00	LAM RESH CORP	COM	06/12/31-00/12/31	5/26/2000	114 732 21	85 425 63	29 306 58
4 100 00	LAM RESH CORP	COM	06/12/31-00/12/31	5/30/2000	121 202 70	64 562 50	36 639 70
1 900 00	LAM RESH CORP	COM	06/12/31-00/12/31	6/5/2000	187 581 81	153 560 98	14 000 92
6 500 00	LAM RESH CORP	COM	06/12/31-00/12/31	6/13/2000	75 047 48	76 470 75	(1 423 26)
1 000 00	LAM RESH CORP	COM	06/12/31-00/12/31	6/20/2000	289 301 95	258 448 85	30 853 10
3 300 00	LAM RESH CORP	COM	06/12/31-00/12/31	6/22/2000	43 223 55	36 670 50	4 553 05
6 500 00	LAM RESH CORP	COM	06/12/31-00/12/31	6/22/2000	140 245 32	121 578 15	18 667 17
10 800 00	LAM RESH CORP	COM	06/12/31-00/12/31	7/17/2000	238 050 59	263 863 28	(25 212 69)
2 100 00	LAM RESH CORP	COM	06/12/31-00/12/31	7/10/2000	405 472 48	401 171 82	4 300 66
18 000 00	LAM RESH CORP	COM	06/12/31-00/12/31	7/11/2000	80 222 32	70 080 99	10 241 31
2 800 00	LAM RESH CORP	COM	06/12/31-00/12/31	7/12/2000	648 102 86	382 722 21	265 380 65
2 800 00	LAM RESH CORP	COM	06/12/31-00/12/31	7/13/2000	85 763 38	53 583 13	32 180 25
1 000 00	LAM RESH CORP	COM	06/12/31-00/12/31	7/20/2000	89 581 01	108 298 64	(18 707 63)
7 700 00	LAM RESH CORP	COM	06/12/31-00/12/31	8/2/2000	25 081 68	30 982 50	(5 890 81)
800 00	LAM RESH CORP	COM	06/12/31-00/12/31	8/4/2000	171 487 81	218 231 25	(46 743 44)
1 000 00	LAM RESH CORP	COM	06/12/31-00/12/31	8/17/2000	23 624 21	25 368 75	(1 744 54)
1 500 00	LAM RESH CORP	COM	06/12/31-00/12/31	8/18/2000	28 311 55	28 187 50	124 05
6 500 00	LAM RESH CORP	COM	06/12/31-00/12/31	8/30/2000	343 758 18	313 123 34	30 635 84
3 400 00	LAM RESH CORP	COM	06/12/31-00/12/31	8/6/2000	178 947 48	134 082 62	44 864 86
2 400 00	LAM RESH CORP	COM	06/12/31-00/12/31	9/12/2000	80 060 05	69 995 57	10 064 48
17 000 00	LAM RESH CORP	COM	06/12/31-00/12/31	9/13/2000	82 447 25	69 995 57	12 451 68
3 700 00	LAM RESH CORP	COM	06/12/31-00/12/31	9/14/2000	433 645 34	349 477 87	83 067 47
13 300 00	LAM RESH CORP	COM	06/12/31-00/12/31	9/15/2000	88 787 04	76 149 02	12 648 02
10 200 00	LAM RESH CORP	COM	06/12/31-00/12/31	9/18/2000	318 972 32	268 633 63	48 338 69
1 000 00	MARCHFIRST INC	COM	06/12/31-00/12/31	9/18/2000	248 672 65	194 225 00	52 447 65
200 00	MARCHFIRST INC	COM	06/12/31-00/12/31	3/2/2000	48 410 88	71 250 00	(22 839)
3 000 00	MARCHFIRST INC	COM	06/12/31-00/12/31	3/7/2000	9 596 68	14 250 00	(4 653 32)
2 100 00	MARCHFIRST INC	COM	06/12/31-00/12/31	3/8/2000	150 619 87	213 750 00	(63 130 13)
7 100 00	MARCHFIRST INC	COM	06/12/31-00/12/31	3/14/2000	86 596 78	149 444 48	(62 847 69)
3 100 00	MARCHFIRST INC	COM	06/12/31-00/12/31	3/16/2000	124 254 08	215 473 88	(91 219 80)
5 800 00	MARCHFIRST INC	COM	06/12/31-00/12/31	3/17/2000	236 100 26	335 851 25	(99 750 99)
700 00	MARCHFIRST INC	COM	06/12/31-00/12/31	3/24/2000	30 448 88	39 086 25	(8 637 37)
900 00	MARCHFIRST INC	COM	06/12/31-00/12/31	3/31/2000	31 611 44	50 253 75	(18 642 31)
8 200 00	MARCHFIRST INC	COM	06/12/31-00/12/31	4/4/2000	189 868 67	338 812 13	(148 944 46)
6 100 00	MARCHFIRST INC	COM	06/12/31-00/12/31	4/8/2000	180 237 40	330 562 86	(150 325 46)
1 000 00	MARCHFIRST INC	COM	06/12/31-00/12/31	4/7/2000	29 811 50	53 268 12	(23 456 62)
1 000 00	MARCHFIRST INC	COM	06/12/31-00/12/31	4/10/2000	29 874 00	53 037 50	(23 163 50)
22 500 00	MARCHFIRST INC	COM	06/12/31-00/12/31	4/13/2000	565 188 99	1 165 868 58	(600 679 59)
9 500 00	MARCHFIRST INC	COM	06/12/31-00/12/31	4/25/2000	221 791 00	482 886 58	(261 095 58)
2 300 00	MARCHFIRST INC	COM	06/12/31-00/12/31	5/2/2000	53 780 70	115 633 24	(61 852 54)
7 100 00	MARCHFIRST INC	COM	06/12/31-00/12/31	5/11/2000	154 610 12	353 670 41	(199 060 29)
2 000 00	MARCHFIRST INC	COM	06/12/31-00/12/31	5/16/2000	39 673 67	59 112 30	(19 438 63)
800 00	MARCHFIRST INC	COM	06/12/31-00/12/31	5/17/2000	14 098 50	38 500 00	(24 401 50)
3 000 00	MARCHFIRST INC	COM	06/12/31-00/12/31	5/18/2000	54 988 06	146 881 73	(91 893 67)
4 100 00	MARCHFIRST INC	COM	06/12/31-00/12/31	5/19/2000	69 569 78	157 729 08	(88 159 30)
3 200 00	MARCHFIRST INC	COM	06/12/31-00/12/31	5/22/2000	52 398 25	154 325 12	(101 926 87)
7 100 00	MARCHFIRST INC	COM	06/12/31-00/12/31	5/23/2000	117 716 91	333 083 02	(215 366 11)
12 200 00	MARCHFIRST INC	COM	06/12/31-00/12/31	5/28/2000	204 343 18	533 264 20	(328 921 02)
14 200 00	MARCHFIRST INC	COM	06/12/31-00/12/31	5/30/2000	245 639 03	580 741 24	(335 102 21)
4 100 00	MARCHFIRST INC	COM	06/12/31-00/12/31	6/1/2000	87 378 33	163 745 86	(76 367 53)
15 200 00	MARCHFIRST INC	COM	06/12/31-00/12/31	6/1/2000	332 615 07	604 898 86	(272 283 79)
3 000 00	MARCHFIRST INC	COM	06/12/31-00/12/31	6/2/2000	76 300 85	119 197 80	(42 896 95)
4 000 00	MARCHFIRST INC	COM	06/12/31-00/12/31	6/13/2000	8 885 54	15 893 04	(6 987 50)
1 100 00	MARCHFIRST INC	COM	06/12/31-00/12/31	6/21/2000	25 289 15	43 705 86	(18 406 71)
5 400 00	MARCHFIRST INC	COM	06/12/31-00/12/31	6/22/2000	123 825 86	210 689 10	(86 863 24)
4 300 00	MARCHFIRST INC	COM	06/12/31-00/12/31	6/23/2000	68 684 54	155 732 50	(87 047 96)
4 300 00	MARCHFIRST INC	COM	06/12/31-00/12/31	6/26/2000	80 822 31	155 239 10	(74 416 79)
63 000 00	MARCHFIRST INC	COM	06/12/31-00/12/31	6/26/2000	1 208 232 69	1 576 184 28	(368 951 59)
17 300 00	MARCHFIRST INC	COM	06/12/31-00/12/31	6/28/2000	318 367 92	818 875 24	(500 507 32)
8 500 00	MAXIM INTEGRATED PRODS INC	COM	06/12/31-00/12/31	1/5/2000	388 756 55	404 042 56	(15 286 01)
1 100 00	MAXIM INTEGRATED PRODS INC	COM	06/12/31-00/12/31	1/8/2000	54 503 18	51 417 56	3 085 62
2 100 00	MAXIM INTEGRATED PRODS INC	COM	06/12/31-00/12/31	1/7/2000	103 920 28	88 153 10	15 767 12
4 300 00	MAXIM INTEGRATED PRODS INC	COM	06/12/31-00/12/31	1/10/2000	217 747 32	199 804 58	17 942 73
700 00	MAXIM INTEGRATED PRODS INC	COM	06/12/31-00/12/31	1/11/2000	35 086 33	32 033 19	3 053 14
1 100 00	MAXIM INTEGRATED PRODS INC	COM	06/12/31-00/12/31	1/12/2000	52 618 48	50 337 87	2 280 61
2 200 00	MAXIM INTEGRATED PRODS INC	COM	06/12/31-00/12/31	1/13/2000	110 615 17	100 675 74	9 939 43
13 900 00	MAXIM INTEGRATED PRODS INC	COM	06/12/31-00/12/31	1/14/2000	717 630 29	506 624 79	211 005 50
1 500 00	MAXIM INTEGRATED PRODS INC	COM	06/12/31-00/12/31	1/18/2000	81 157 84	45 168 75	35 989 18
17 200 00	MAXIM INTEGRATED PRODS INC	COM	06/12/31-00/12/31	1/26/2000	860 038 41	811 326 85	248 711 56
4 300 00	MAXIM INTEGRATED PRODS INC	COM	06/12/31-00/12/31	1/26/2000	218 753 20	121 186 05	87 567 15
100 00	MCDATA CORPORATION	COM	06/12/31-00/12/31	8/8/2000	7 348 75	2 800 00	4 548 75
1 100 00	MEDAREX INC	COM	06/12/31-00/12/31	3/15/2000	104 771 50	218 820 00	(112 148 50)
800 00	MEDAREX INC	COM	06/12/31-00/12/31	3/17/2000	77 698 07	177 480 00	(99 781 93)
2 100 00	MEDAREX INC	COM	06/12/31-00/12/31	3/20/2000	198 679 82	412 959 98	(214 280 34)
11 200 00	MEDAREX INC	COM	06/12/31-00/12/31	3/21/2000	587 586 17	2 073 737 55	(1 486 151 38)
8 100 00	MEDAREX INC	COM	06/12/31-00/12/31	3/22/2000	403 682 78	811 856 85	(407 873 67)
1 100 00	MEDICAL MANAGER CORP NEW	COM	06/12/31-00/12/31	1/5/2000	84 587 18	93 878 18	(9 291 00)
100 00	MEDICAL MANAGER CORP NEW	COM	06/12/31-00/12/31	1/12/2000	7 499 75	8 382 50	(882 75)
5 400 00	MEDICAL MANAGER CORP NEW	COM	06/12/31-00/12/31	1/13/2000	394 510 84	363 112 10	31 398 74
500 00	MEDICAL MANAGER CORP NEW	COM	06/12/31-00/12/31	1/14/2000	44 548 51	34 432 50	10 116 01
3 000 00	MEDICAL MANAGER CORP NEW	COM	06/12/31-00/12/31	1/14/2000	224 617 51	168 873 22	55 744 29
27 100 00	MEDICAL MANAGER CORP NEW	COM	06/12/31-00/12/31	1/18/2000	1 968 071 88	1 380 307 32	587 764 57
1 100 00	MEDIMMUNE INC	COM	06/12/31-00/12/31	1/3/2000	184 108 36	188 523 50	(4 415 14)
1 000 00	MEDIMMUNE INC	COM	06/12/31-00/12/31	1/3/2000</			

THE ROCKEFELLER FOUNDATION
EMPLOYEE ID NO 13-165629
GAIN AND LOSSES FOR TAX ON INVESTMENT INCOME
FORM 990 PF 2000 PART IV

Par	Security Name	Security Description	Date Bought	Date Sold	Proceeds	Cost	Realized
8 800 00	MEDIMMUNE INC		08/12/31-00/12/31	2/6/2000	1 280 220 91	1 306 008 18	(45 788 25)
1 000 00	MEDIMMUNE INC		08/12/31-00/12/31	2/15/2000	183 999 53	157 335 47	8 658 1
2 900 00	MEDIMMUNE INC		08/12/31-00/12/31	2/17/2000	558 481 44	444 108 91	112 384 53
1 300 00	MEDIMMUNE INC		08/12/31-00/12/31	2/18/2000	245 220 57	185 919 39	58 301 18
1 100 00	MEDIMMUNE INC		08/12/31-00/12/31	2/24/2000	201 283 28	203 714 18	(2 420 90)
1 000 00	MEDIMMUNE INC		08/12/31-00/12/31	3/3/2000	204 054 18	209 275 00	(5 206 81)
3 900 00	MEDIMMUNE INC		08/12/31-00/12/31	3/7/2000	855 728 97	763 418 05	87 308 92
1 000 00	MEDIMMUNE INC		08/12/31-00/12/31	3/8/2000	206 903 10	188 502 50	20 430 60
800 00	MEDIMMUNE INC		08/12/31-00/12/31	3/17/2000	104 840 26	115 050 00	(11 209 74)
700 00	MEDIMMUNE INC		08/12/31-00/12/31	3/31/2000	33 557 26	38 650 00	(5 092 74)
1 000 00	MEDIMMUNE INC		08/12/31-00/12/31	4/7/2000	173 531 71	187 900 00	(14 368 29)
3 700 00	MEDIMMUNE INC		08/12/31-00/12/31	4/12/2000	503 263 22	566 486 23	(63 223 01)
1 100 00	MEDIMMUNE INC		08/12/31-00/12/31	4/25/2000	148 570 72	177 758 49	(29 188 68)
1 000 00	MEDIMMUNE INC		08/12/31-00/12/31	4/27/2000	138 495 38	159 488 80	(20 973 42)
1 000 00	MEDIMMUNE INC		08/12/31-00/12/31	4/28/2000	142 570 24	158 331 80	(15 761 56)
400 00	MEDIMMUNE INC		08/12/31-00/12/31	5/2/2000	83 347 88	83 650 28	(302 38)
400 00	MEDIMMUNE INC		08/12/31-00/12/31	5/9/2000	58 823 00	62 650 52	(2 827 52)
1 000 00	MEDIMMUNE INC		08/12/31-00/12/31	5/16/2000	189 044 36	184 173 88	4 870 48
700 00	MEDIMMUNE INC		08/12/31-00/12/31	5/18/2000	33 223 49	34 575 00	(1 351 51)
800 00	MEDIMMUNE INC		08/12/31-00/12/31	5/23/2000	96 889 30	103 725 00	(7 835 70)
1 000 00	MEDIMMUNE INC		08/12/31-00/12/31	5/30/2000	152 918 90	166 375 01	(13 455 11)
30 500 00	MEDIMMUNE INC		08/12/31-00/12/31	6/6/2000	1 845 707 04	1 516 587 38	429 119 66
8 100 00	MEDIMMUNE INC		08/12/31-00/12/31	6/8/2000	403 196 35	240 067 50	163 128 85
1 300 00	MEDIMMUNE INC		08/12/31-00/12/31	6/13/2000	81 409 78	45 082 50	35 747 28
7 100 00	MEDIMMUNE INC		08/12/31-00/12/31	6/14/2000	142 598 47	73 702 50	68 835 97
11 900 00	MEDIMMUNE INC		08/12/31-00/12/31	6/15/2000	770 905 09	418 457 41	354 447 68
1 100 00	MEDIMMUNE INC		08/12/31-00/12/31	6/15/2000	72 872 57	38 637 50	34 235 0
2 200 00	MEDIMMUNE INC		08/12/31-00/12/31	6/16/2000	145 807 84	78 495 00	69 112 84
1 100 00	MEDIMMUNE INC		08/12/31-00/12/31	6/22/2000	83 459 71	84 806 25	(1 346 54)
2 100 00	MEDIMMUNE INC		08/12/31-00/12/31	6/26/2000	148 995 10	72 832 50	76 062 60
2 500 00	MEDIMMUNE INC		08/12/31-00/12/31	7/13/2000	181 837 88	169 344 58	12 493 30
900 00	MEDIMMUNE INC		08/12/31-00/12/31	7/20/2000	55 788 14	63 514 71	(7 716 57)
1 900 00	MEDIMMUNE INC	COM	08/12/31-00/12/31	8/7/2000	134 658 01	134 086 61	571 40
400 00	MEDIMMUNE INC	COM	08/12/31-00/12/31	8/18/2000	28 974 10	28 228 78	(745 32)
400 00	MEDIMMUNE INC	COM	08/12/31-00/12/31	8/18/2000	27 396 08	28 228 78	(832 68)
2 800 00	MEDIMMUNE INC	COM	08/12/31-00/12/31	9/6/2000	211 567 94	197 340 78	14 227 15
800 00	MEDIMMUNE INC	COM	08/12/31-00/12/31	9/21/2000	58 248 02	63 993 82	(4 745 80)
6 800 00	MEDIMMUNE INC	COM	08/12/31-00/12/31	9/25/2000	580 105 88	391 852 09	188 253 77
14 400 00	MEDIMMUNE INC	COM	08/12/31-00/12/31	10/2/2000	811 299 54	288 280 08	523 019 46
3 400 00	MEDIMMUNE INC	COM	08/12/31-00/12/31	10/2/2000	214 830 33	155 843 33	58 987 00
2 100 00	MEDIMMUNE INC	COM	08/12/31-00/12/31	1/5/2000	235 323 40	248 718 73	(13 395 33)
10 600 00	MEDIMMUNE INC	COM	08/12/31-00/12/31	1/10/2000	1 189 516 84	1 247 037 00	(57 518 16)
2 100 00	MEDIMMUNE INC	COM	08/12/31-00/12/31	1/12/2000	222 018 82	248 184 50	(23 565 68)
3 700 00	MEDIMMUNE INC	COM	08/12/31-00/12/31	1/18/2000	370 387 65	375 072 00	(4 684 35)
23 700 00	MEDIMMUNE INC	COM	08/12/31-00/12/31	1/18/2000	2 568 492 04	2 740 800 01	(171 307 97)
8 500 00	MEDIMMUNE INC	COM	08/12/31-00/12/31	1/20/2000	914 583 11	850 199 89	58 383 22
8 800 00	MEDIMMUNE INC	COM	08/12/31-00/12/31	1/21/2000	900 854 12	981 184 18	(80 230 04)
4 300 00	MEDIMMUNE INC	COM	08/12/31-00/12/31	1/24/2000	448 595 87	469 208 24	(20 610 37)
8 600 00	MEDIMMUNE INC	COM	08/12/31-00/12/31	1/26/2000	865 346 15	832 007 90	33 338 25
21 500 00	MEDIMMUNE INC	COM	08/12/31-00/12/31	1/27/2000	2 149 526 29	2 072 342 00	77 184 29
9 300 00	MEDIMMUNE INC	COM	08/12/31-00/12/31	2/14/2000	931 392 78	982 344 12	(50 951 34)
8 400 00	MEDIMMUNE INC	COM	08/12/31-00/12/31	2/15/2000	823 060 45	887 278 56	(63 318 11)
2 000 00	MEDIMMUNE INC	COM	08/12/31-00/12/31	2/17/2000	273 850 87	295 759 52	(22 008 65)
1 100 00	MEDIMMUNE INC	COM	08/12/31-00/12/31	2/22/2000	104 084 03	116 181 24	(12 107 21)
3 200 00	MEDIMMUNE INC	COM	08/12/31-00/12/31	2/23/2000	298 856 58	338 010 88	(38 154 29)
25 800 00	MEDIMMUNE INC	COM	08/12/31-00/12/31	2/28/2000	2 292 789 57	2 671 901 37	(379 111 80)
8 800 00	MEDIMMUNE INC	COM	08/12/31-00/12/31	3/6/2000	478 059 03	492 707 88	(13 748 85)
3 500 00	MEDIMMUNE INC	COM	08/12/31-00/12/31	3/11/2000	240 786 37	249 634 70	(8 848 33)
6 700 00	MEDIMMUNE INC	COM	08/12/31-00/12/31	3/14/2000	452 234 82	477 872 14	(25 637 32)
8 800 00	MEDIMMUNE INC	COM	08/12/31-00/12/31	3/18/2000	430 206 48	484 773 70	(54 567 22)
11 900 00	MEDIMMUNE INC	COM	08/12/31-00/12/31	10/2/2000	688 788 73	848 922 12	(160 133 39)
3 400 00	MEDIMMUNE INC	COM	08/12/31-00/12/31	10/3/2000	188 415 34	241 417 88	(53 002 54)
27 200 00	MEDIMMUNE INC	COM	08/12/31-00/12/31	10/3/2000	1 536 748 77	1 873 969 43	(337 220 66)
2 100 00	MEDIMMUNE INC	COM	08/12/31-00/12/31	4/6/2000	270 275 47	265 274 95	4 999 52
2 000 00	MEDIMMUNE INC	COM	08/12/31-00/12/31	4/7/2000	266 116 12	253 119 00	12 997 12
3 100 00	MEDIMMUNE INC	COM	08/12/31-00/12/31	4/17/2000	313 722 55	392 334 45	(78 611 90)
2 000 00	MEDIMMUNE INC	COM	08/12/31-00/12/31	4/25/2000	250 018 90	253 119 00	(3 099 90)
5 000 00	MEDIMMUNE INC	COM	08/12/31-00/12/31	4/28/2000	681 727 26	660 783 00	20 944 26
2 000 00	MEDIMMUNE INC	COM	08/12/31-00/12/31	5/3/2000	132 566 41	137 822 58	(5 256 17)
2 000 00	MEDIMMUNE INC	COM	08/12/31-00/12/31	5/18/2000	128 695 70	132 158 60	(3 462 90)
500 00	MEDIMMUNE INC	COM	08/12/31-00/12/31	5/18/2000	32 598 81	33 030 65	(431 84)
7 100 00	MEDIMMUNE INC	COM	08/12/31-00/12/31	5/23/2000	415 975 12	488 820 63	(72 845 51)
4 100 00	MEDIMMUNE INC	COM	08/12/31-00/12/31	5/30/2000	279 298 49	272 885 78	6 412 71
4 000 00	MEDIMMUNE INC	COM	08/12/31-00/12/31	5/31/2000	285 405 67	267 086 72	18 318 95
4 100 00	MEDIMMUNE INC	COM	08/12/31-00/12/31	8/1/2000	298 801 67	265 856 38	33 945 28
8 100 00	MEDIMMUNE INC	COM	08/12/31-00/12/31	8/2/2000	648 767 81	512 585 88	137 201 93
900 00	MEDIMMUNE INC	COM	08/12/31-00/12/31	8/13/2000	70 883 88	72 381 89	(1 498 01)
1 100 00	MEDIMMUNE INC	COM	08/12/31-00/12/31	8/15/2000	86 017 13	89 246 18	(3 229 05)
23 800 00	MEDIMMUNE INC	COM	08/12/31-00/12/31	8/20/2000	2 055 542 19	1 913 370 24	142 171 95
1 100 00	MEDIMMUNE INC	COM	08/12/31-00/12/31	8/21/2000	101 034 38	85 717 50	15 316 88
20 800 00	MEDIMMUNE INC	COM	08/12/31-00/12/31	8/22/2000	1 781 482 14	1 321 043 85	460 438 29
12 100 00	MEDIMMUNE INC	COM	08/12/31-00/12/31	7/13/2000	1 118 872 87	1 108 813 96	8 058 71
2 800 00	MEDIMMUNE INC	COM	08/12/31-00/12/31	7/20/2000	250 407 96	270 477 76	(20 069 80)
8 800 00	MEDIMMUNE INC	COM	08/12/31-00/12/31	7/28/2000	787 580 78	918 824 12	(131 243 33)
18 200 00	MEDIMMUNE INC	COM	08/12/31-00/12/31	7/31/2000	1 547 138 23	1 714 483 81	(167 345 58)
12 000 00	MEDIMMUNE INC	COM	08/12/31-00/12/31	8/4/2000	893 757 78	1 025 078 64	(131 320 86)
5 700 00	MEDIMMUNE INC	COM	08/12/31-00/12/31	8/7/2000	435 037 88	481 153 40	(46 115 52)
3 800 00	MEDIMMUNE INC	COM	08/12/31-00/12/31	8/7/2000	337 048 75	351 134 44	(14 085 69)
11 800 00	MEDIMMUNE INC	COM	08/12/31-00/12/31	8/29/2000	1 024 856 89	1 035 383 70	(10 526 81)
7 800 00	MEDIMMUNE INC	COM	08/12/31-00/12/31	8/31/2000	618 848 32	667 929 04	(47 078 72)
5 100 00	MEDIMMUNE INC	COM	08/12/31-00/12/31	8/1/2000	414 651 35	448 015 12	(33 363 77)
25 800 00	MEDIMMUNE INC	COM	08/12/31-00/12/31	8/6/2000	1 829 058 88	1 558 288 18	269 770 80
17 000 00	MEDIMMUNE INC	COM	08/12/31-00/12/31	10/2/2000	780 414 82	780 385 00	29 039 82
2 400 00	MEDIMMUNE INC	COM	08/12/31-00/12/31	11/7/2000	202 843 23	175 237 56	27 605 67
3 800 00	MEDIMMUNE INC	COM	08/12/31-00/12/31	11/13/2000	240 816 87	244 071 80	(3 254 93)
1 500 00	MEDIMMUNE INC	COM	08/12/31-00/12/31	11/16/2000	85 621 81	90 000 00	(4 378 19)
700 00	MEDIMMUNE INC	COM	08/12/31-00/12/31	12/8/2000	10 424 88	12 800 00	(2 375 12)
5 000 00	MEDIMMUNE INC	COM	08/12/31-00/12/31	12/15/2000	338 863 77	320 000 00	18 863 77
1 800 00	MEDIMMUNE INC	COM	08/12/31-00/12/31	11/2/2000	258 680 37	267 422 25	(8 738 88)
3 200 00	MEDIMMUNE INC	COM	08/12/31-00/12/31	1/2/2000	487 833 67	458 988 18	28 845 49
9 400 00	MEDIMMUNE INC	COM	08/12/31-00/12/31	2/8/2000	861 001 29	742 750 08	118 251 21
1 000 00	MEDIMMUNE INC	COM	08/12/31-00/12/31	2/17/2000	115 678 14	118 530 00	(2 851 86)
1 100 00	MEDIMMUNE INC	COM	08/12/31-00/12/31	2/22/2000	159 541 42	161 687 81	(2 146 39)
1 200 00	MEDIMMUNE INC	COM	08/12/31-00/12/31	2/23/2000	173 142 47	181 097 81	(8 955 34)
3 100 00	MEDIMMUNE INC	COM	08/12/31-00/12/31	2/24/2000	180 283 05	170 516 27	9 766 78
1 000 00	MEDIMMUNE INC	COM	08/12/31-00/12/31	3/8/2000	523 737 78	550 484 88	(26 747 10)
600 00	MEDIMMUNE INC	COM	08/12/31-00/12/31	3/9/2000	163 944 53	171 480 07	(7 535 54)
400 00	MEDIMMUNE INC	COM	08/12/31-00/12/31	3/17/2000	80 116 88	102 533 51	(22 416 63)
4							

THE ROCKEFELLER FOUNDATION
 EMPLOYEE ID NO 13 165629
 GAIN AND LOSSES FOR TAX ON INVESTMENT INCOME
 FORM 990 PF 2000 PART IV

Par	Security Name	Security Description	Date Bought	Date Sold	Proceeds	Cost	Realized
4 100.00	MOTOROLA INC	COM	06/12/31-00/12/31	4/3/2000	570 887.42	675 308.15	(104 441.73)
8 100.00	MOTOROLA INC	COM	06/12/31-00/12/31	4/4/2000	834 304.55	868 858.48	(37 554.93)
4 100.00	MOTOROLA INC	COM	06/12/31-00/12/31	4/8/2000	587 518.53	554 484.32	43 022.21
15 300.00	MOTOROLA INC	COM	06/12/31-00/12/31	4/11/2000	1 911 671.25	2 104 775.39	(193 104.14)
800.00	NABORS INDUSTRIES INC	COM	06/12/31-00/12/31	5/18/2000	25 144.20	25 521.90	(377.70)
1 000.00	NABORS INDUSTRIES INC	COM	06/12/31-00/12/31	5/24/2000	40 975.13	42 538.50	(1 563.37)
700.00	NABORS INDUSTRIES INC	COM	06/12/31-00/12/31	6/12/2000	28 190.77	28 699.35	(508.58)
1 000.00	NABORS INDUSTRIES INC	COM	06/12/31-00/12/31	6/13/2000	42 073.59	42 250.70	(177.11)
1 000.00	NABORS INDUSTRIES INC	COM	06/12/31-00/12/31	6/14/2000	42 948.56	42 123.50	825.06
800.00	NABORS INDUSTRIES INC	COM	06/12/31-00/12/31	7/13/2000	300 062.70	287 473.71	12 588.99
4 500.00	NABORS INDUSTRIES INC	COM	06/12/31-00/12/31	7/20/2000	34 658.83	33 187.44	1 471.39
5 000.00	NABORS INDUSTRIES INC	COM	06/12/31-00/12/31	8/6/2000	224 767.50	104 980.26	229 787.24
3 400.00	NABORS INDUSTRIES INC	COM	06/12/31-00/12/31	9/21/2000	237 238.08	214 518.18	22 722.90
8 800.00	NABORS INDUSTRIES INC	COM	06/12/31-00/12/31	10/5/2000	170 674.30	139 552.86	31 121.44
1 700.00	NABORS INDUSTRIES INC	COM	06/12/31-00/12/31	10/18/2000	361 747.93	278 105.32	82 642.61
9 200.00	NABORS INDUSTRIES INC	COM	06/12/31-00/12/31	10/24/2000	82 236.20	69 778.33	22 458.87
200.00	NABORS INDUSTRIES INC	COM	06/12/31-00/12/31	12/1/2000	381 828.65	403 118.88	(21 288.23)
4 300.00	NATIONAL SEMICONDUCTOR CORP	COM	06/12/31-00/12/31	12/7/2000	9 554.08	8 208.88	1 345.10
17 200.00	NATIONAL SEMICONDUCTOR CORP	COM	06/12/31-00/12/31	2/1/2000	245 022.58	214 677.07	30 345.52
1 900.00	NATIONAL SEMICONDUCTOR CORP	COM	06/12/31-00/12/31	2/8/2000	1 117 751.15	658 708.79	759 042.37
2 300.00	NATIONAL SEMICONDUCTOR CORP	COM	06/12/31-00/12/31	2/22/2000	114 067.84	123 348.09	(9 448.25)
4 100.00	NATIONAL SEMICONDUCTOR CORP	COM	06/12/31-00/12/31	2/24/2000	156 886.26	150 172.52	6 713.74
4 100.00	NATIONAL SEMICONDUCTOR CORP	COM	06/12/31-00/12/31	3/3/2000	309 111.64	293 542.41	15 569.23
2 800.00	NATIONAL SEMICONDUCTOR CORP	COM	06/12/31-00/12/31	3/6/2000	341 288.10	260 821.54	80 466.56
1 100.00	NATIONAL SEMICONDUCTOR CORP	COM	06/12/31-00/12/31	3/8/2000	214 836.08	37 026.78	177 809.30
300.00	NATIONAL SEMICONDUCTOR CORP	COM	06/12/31-00/12/31	3/10/2000	80 708.60	91 773.19	(11 064.59)
2 000.00	NATIONAL SEMICONDUCTOR CORP	COM	06/12/31-00/12/31	3/17/2000	18 048.14	20 568.00	(2 519.86)
1 000.00	NATIONAL SEMICONDUCTOR CORP	COM	06/12/31-00/12/31	4/6/2000	128 770.70	137 807.20	(9 036.50)
5 200.00	NATIONAL SEMICONDUCTOR CORP	COM	06/12/31-00/12/31	4/7/2000	67 187.75	68 580.00	(1 392.25)
5 100.00	NATIONAL SEMICONDUCTOR CORP	COM	06/12/31-00/12/31	4/7/2000	266 691.30	333 608.71	(66 917.41)
1 000.00	NATIONAL SEMICONDUCTOR CORP	COM	06/12/31-00/12/31	4/25/2000	262 733.43	322 502.69	(59 769.26)
800.00	NATIONAL SEMICONDUCTOR CORP	COM	06/12/31-00/12/31	5/18/2000	57 698.07	63 431.90	(5 733.83)
1 000.00	NATIONAL SEMICONDUCTOR CORP	COM	06/12/31-00/12/31	5/18/2000	35 593.81	38 056.14	(2 462.33)
4 000.00	NATIONAL SEMICONDUCTOR CORP	COM	06/12/31-00/12/31	5/24/2000	48 448.38	63 431.90	(14 983.52)
4 100.00	NATIONAL SEMICONDUCTOR CORP	COM	06/12/31-00/12/31	5/30/2000	210 784.16	253 727.60	(42 943.44)
3 000.00	NATIONAL SEMICONDUCTOR CORP	COM	06/12/31-00/12/31	5/31/2000	215 360.89	260 070.79	(44 709.90)
900.00	NATIONAL SEMICONDUCTOR CORP	COM	06/12/31-00/12/31	6/1/2000	177 594.07	100 795.70	176 798.37
1 100.00	NATIONAL SEMICONDUCTOR CORP	COM	06/12/31-00/12/31	6/13/2000	54 487.68	57 088.71	(2 601.03)
1 000.00	NATIONAL SEMICONDUCTOR CORP	COM	06/12/31-00/12/31	6/14/2000	68 076.72	69 775.09	(1 698.37)
1 000.00	NATIONAL SEMICONDUCTOR CORP	COM	06/12/31-00/12/31	6/15/2000	60 154.29	63 431.90	(3 277.61)
1 100.00	NATIONAL SEMICONDUCTOR CORP	COM	06/12/31-00/12/31	6/21/2000	77 767.40	68 762.33	9 005.07
3 200.00	NATIONAL SEMICONDUCTOR CORP	COM	06/12/31-00/12/31	6/22/2000	724 435.07	201 848.85	22 486.12
9 800.00	NATIONAL SEMICONDUCTOR CORP	COM	06/12/31-00/12/31	7/5/2000	498 488.24	615 558.79	(117 070.55)
4 300.00	NATIONAL SEMICONDUCTOR CORP	COM	06/12/31-00/12/31	7/6/2000	214 777.83	268 153.13	(53 375.30)
30 300.00	NATIONAL SEMICONDUCTOR CORP	COM	06/12/31-00/12/31	7/7/2000	1 575 771.64	1 708 180.24	(133 008.60)
900.00	NATIONAL SEMICONDUCTOR CORP	COM	06/12/31-00/12/31	8/1/2000	38 541.21	32 452.56	6 088.65
4 800.00	NATIONAL SEMICONDUCTOR CORP	COM	06/12/31-00/12/31	8/30/2000	202 783.71	202 325.54	458.17
3 800.00	NATIONAL SEMICONDUCTOR CORP	COM	06/12/31-00/12/31	8/31/2000	106 095.87	137 021.82	(30 925.95)
4 000.00	NATIONAL SEMICONDUCTOR CORP	COM	06/12/31-00/12/31	9/6/2000	177 784.06	144 233.60	33 550.46
1 800.00	NATIONAL SEMICONDUCTOR CORP	COM	06/12/31-00/12/31	9/13/2000	68 517.71	66 536.72	1 980.99
3 400.00	NATIONAL SEMICONDUCTOR CORP	COM	06/12/31-00/12/31	10/10/2000	117 978.06	138 771.50	(20 793.44)
10 300.00	NATIONAL SEMICONDUCTOR CORP	COM	06/12/31-00/12/31	10/17/2000	336 788.75	371 655.12	(34 866.37)
30 600.00	NATIONAL SEMICONDUCTOR CORP	COM	06/12/31-00/12/31	10/19/2000	1 043 590.40	1 090 643.88	(47 053.48)
8 500.00	NETWORK APPLIANCE INC	COM	06/12/31-00/12/31	9/20/2000	1 158 054.94	994 120.40	163 934.54
800.00	NETWORK APPLIANCE INC	COM	06/12/31-00/12/31	10/11/2000	97 828.25	107 830.00	(10 001.75)
900.00	NETWORK APPLIANCE INC	COM	06/12/31-00/12/31	10/19/2000	125 545.81	122 588.75	2 957.06
700.00	NETWORK APPLIANCE INC	COM	06/12/31-00/12/31	10/30/2000	79 884.83	84 314.21	(4 429.38)
800.00	NETWORK APPLIANCE INC	COM	06/12/31-00/12/31	11/2/2000	90 498.98	88 018.24	2 480.74
20 200.00	NETWORK APPLIANCE INC	COM	06/12/31-00/12/31	11/15/2000	1 585 373.43	2 341 807.12	(756 433.69)
8 600.00	NETWORK APPLIANCE INC	COM	06/12/31-00/12/31	11/18/2000	432 829.25	580 573.93	(147 744.68)
2 100.00	NEW FOCUS INC	COM	06/12/31-00/12/31	5/18/2000	108 425.07	42 000.00	66 425.07
1 000.00	NEW FOCUS INC	COM	06/12/31-00/12/31	5/18/2000	51 973.28	20 000.00	31 973.28
800.00	NEW FOCUS INC	COM	06/12/31-00/12/31	10/26/2000	52 795.86	80 815.50	(28 019.64)
700.00	NEW FOCUS INC	COM	06/12/31-00/12/31	10/27/2000	54 616.92	80 815.50	(26 198.58)
4 400.00	NEW FOCUS INC	COM	06/12/31-00/12/31	11/7/2000	38 848.70	62 858.50	(24 009.80)
2 000.00	NEW FOCUS INC	COM	06/12/31-00/12/31	1/13/2000	160 493.89	378 008.39	(217 514.50)
6 500.00	NEW FOCUS INC	COM	06/12/31-00/12/31	1/14/2000	86 782.37	184 040.75	(97 258.38)
900.00	NEWPORT CORP	COM	06/12/31-00/12/31	1/15/2000	212 405.11	492 382.84	(279 977.73)
1 000.00	NEWPORT CORP	COM	06/12/31-00/12/31	8/7/2000	102 371.58	106 785.00	(4 413.42)
3 300.00	NEWPORT CORP	COM	06/12/31-00/12/31	8/8/2000	121 770.84	118 650.00	3 120.84
1 000.00	NEWPORT CORP	COM	06/12/31-00/12/31	8/18/2000	455 433.32	488 508.71	(33 075.39)
900.00	NEWPORT CORP	COM	06/12/31-00/12/31	8/21/2000	144 385.18	117 688.17	26 697.01
1 000.00	NEWPORT CORP	COM	06/12/31-00/12/31	8/22/2000	128 206.72	105 823.17	22 383.55
2 000.00	NEWPORT CORP	COM	06/12/31-00/12/31	8/23/2000	140 695.31	117 581.30	23 114.01
3 800.00	NEWPORT CORP	COM	06/12/31-00/12/31	8/31/2000	453 581.13	330 381.30	123 199.83
4 000.00	NEWPORT CORP	COM	06/12/31-00/12/31	9/12/2000	638 318.44	425 900.00	212 418.44
400.00	NRU CORPORATION	COM	06/12/31-00/12/31	9/5/2000	768 208.63	482 264.42	285 944.21
1 100.00	NOVELLUS SYS INC	COM	06/12/31-00/12/31	2/28/2000	26 127.38	9 800.00	16 327.38
1 000.00	NOVELLUS SYS INC	COM	06/12/31-00/12/31	3/5/2000	128 556.21	136 575.00	(8 018.79)
1 000.00	NOVELLUS SYS INC	COM	06/12/31-00/12/31	1/10/2000	138 745.34	124 125.00	14 620.34
11 800.00	NOVELLUS SYS INC	COM	06/12/31-00/12/31	1/12/2000	139 020.36	64 400.00	74 620.36
1 100.00	ORLINK COMMUNICATIONS INC	OC COM	06/12/31-00/12/31	1/14/2000	1 805 181.70	790 842.50	1 014 339.20
2 000.00	ORACLE CORP	COM	06/12/31-00/12/31	10/4/2000	36 288.88	19 800.00	16 488.88
1 000.00	ORACLE CORP	COM	06/12/31-00/12/31	3/3/2000	143 807.60	147 738.75	(3 931.15)
900.00	ORACLE CORP	COM	06/12/31-00/12/31	3/8/2000	78 247.39	77 500.00	747.39
1 800.00	ORACLE CORP	COM	06/12/31-00/12/31	3/17/2000	73 088.31	74 587.50	(1 499.19)
8 200.00	ORACLE CORP	COM	06/12/31-00/12/31	3/21/2000	138 977.86	159 468.84	(20 490.98)
2 100.00	ORACLE CORP	COM	06/12/31-00/12/31	4/3/2000	471 053.33	525 387.56	(54 334.23)
1 000.00	ORACLE CORP	COM	06/12/31-00/12/31	4/6/2000	173 506.71	172 602.24	904.47
2 100.00	ORACLE CORP	COM	06/12/31-00/12/31	4/12/2000	77 877.40	85 208.70	(7 331.30)
14 300.00	ORACLE CORP	COM	06/12/31-00/12/31	4/13/2000	158 544.71	178 838.27	(20 293.56)
4 100.00	ORACLE CORP	COM	06/12/31-00/12/31	4/18/2000	1 092 382.03	1 185 120.32	(92 738.29)
1 000.00	ORACLE CORP	COM	06/12/31-00/12/31	4/25/2000	303 389.88	324 071.74	(20 681.86)
4 100.00	ORACLE CORP	COM	06/12/31-00/12/31	5/3/2000	75 034.98	80 198.80	(5 163.82)
2 000.00	ORACLE CORP	COM	06/12/31-00/12/31	5/10/2000	291 474.88	324 555.53	(33 080.65)
800.00	ORACLE CORP	COM	06/12/31-00/12/31	5/15/2000	157 544.74	157 815.60	(270.86)
1 000.00	ORACLE CORP	COM	06/12/31-00/12/31	5/18/2000	38 081.19	39 453.80	(1 372.61)
1 000.00	ORACLE CORP	COM	06/12/31-00/12/31	5/23/2000	64 835.33	78 807.80	(13 972.47)
8 100.00	ORACLE CORP	COM	06/12/31-00/12/31	5/25/2000	426 032.87	480 342.47	(54 309.60)
8 100.00	ORACLE CORP	COM	06/12/31-00/12/31	5/30/2000	430 182.54	473 843.75	(43 661.21)
10 200.00	ORACLE CORP	COM	06/12/31-00/12/31	6/1/2000	779 128.52	746 113.75	33 014.77
8 100.00	ORACLE CORP	COM	06/12/31-00/12/31	6/2/2000	653 890.01	577 375.08	76 514.93
4 100.00	ORACLE CORP	COM	06/12/31-00/12/31	6/5/2000	330 423.58	288 381.20	42 042.38
8 000.00	ORACLE CORP	COM	06/12/31-00/12/31	6/6/2000	475 233.85	422 671.30	52 562.55
8 100.00	ORACLE CORP	COM	06/12/31-00/12/31	6/8/2000	662 626.57	583 614.32	79 012.25
400.00	ORACLE CORP	COM	06/12/31-00/12/31	6/12/2000	32 848.80	28 132.80	4 716.00
2 100.00	ORACLE CORP	COM	06/12/31-00/12/31	6/13/2000	165 106.80	147 697.20	17 409.60

THE ROCKEFELLER FOUNDATION
EMPLOYEE ID NO 13-165629
GAIN AND LOSSES FOR TAX ON INVESTMENT INCOME
FORM 990 PF 2000 PART IV

Pay	Security Name	Security Description	Date Bought	Date Sold	Proceeds	Cost	Realized
10 200 00	ORACLE CORP	COM	08/12/21-00/12/21	0/18/2000	781 833 28	901 515 78	(109 682 52)
1 700 00	ORACLE CORP	COM	08/12/21-00/12/21	0/22/2000	135 464 23	150 252 63	(14 788 40)
1 700 00	ORACLE CORP	COM	08/12/21-00/12/21	0/28/2000	135 561 73	150 252 63	(14 690 90)
5 100 00	ORACLE CORP	COM	08/12/21-00/12/21	10/3/2000	389 737 67	450 157 88	(81 020 22)
8 500 00	ORACLE CORP	COM	08/12/21-00/12/21	10/3/2000	628 660 28	748 287 43	(119 627 14)
3 400 00	ORACLE CORP	COM	08/12/21-00/12/21	10/4/2000	226 082 46	295 908 47	(69 813 96)
25 500 00	ORACLE CORP	COM	08/12/21-00/12/21	10/6/2000	1 744 407 05	2 148 518 42	(402 111 37)
200 00	ORGANIC INC	DC COM	08/12/21-00/12/21	2/10/2000	10 780 64	4 000 00	6 780 64
3 300 00	PE CORP	COM PE BIOSYSTEMS GROUP	08/12/21-00/12/21	2/18/2000	532 051 81	548 972 50	(17 920 69)
7 600 00	PE CORP	COM PE BIOSYSTEMS GROUP	08/12/21-00/12/21	2/22/2000	605 899 79	615 870 18	(10 170 40)
33 000 00	PE CORP	COM PE BIOSYSTEMS GROUP	08/12/21-00/12/21	2/23/2000	3 542 781 64	7 801 732 04	(4 258 950 40)
4 800 00	PE CORP	COM PE BIOSYSTEMS GROUP	08/12/21-00/12/21	2/28/2000	497 158 25	362 813 40	134 344 85
10 700 00	PE CORP	COM PE BIOSYSTEMS GROUP	08/12/21-00/12/21	2/29/2000	1 069 429 33	797 181 70	272 247 63
1 100 00	PE CORP	COM PE BIOSYSTEMS GROUP	08/12/21-00/12/21	3/1/2000	110 841 00	80 639 48	29 201 52
21 300 00	PE CORP	COM PE BIOSYSTEMS GROUP	08/12/21-00/12/21	3/4/2000	3 167 042 51	1 571 962 45	1 595 080 06
1 800 00	PE CORP	COM PE BIOSYSTEMS GROUP	08/12/21-00/12/21	3/8/2000	221 649 10	115 380 40	106 268 70
14 300 00	PE CORP	COM PE BIOSYSTEMS GROUP	08/12/21-00/12/21	3/9/2000	1 671 818 73	884 738 85	787 080 88
5 100 00	PE CORP	COM PE BIOSYSTEMS GROUP	08/12/21-00/12/21	3/14/2000	505 538 48	340 236 18	165 302 30
3 200 00	PE CORP	COM PE BIOSYSTEMS GROUP	08/12/21-00/12/21	3/17/2000	320 495 67	226 293 64	94 202 03
200 00	PE CORP	COM PE BIOSYSTEMS GROUP	08/12/21-00/12/21	3/21/2000	18 004 39	21 610 00	(3 605 61)
3 000 00	PE CORP	COM PE BIOSYSTEMS GROUP	08/12/21-00/12/21	4/6/2000	315 619 47	206 298 78	109 320 69
1 000 00	PE CORP	COM PE BIOSYSTEMS GROUP	08/12/21-00/12/21	4/7/2000	101 126 82	55 408 20	45 718 62
4 200 00	PE CORP	COM PE BIOSYSTEMS GROUP	08/12/21-00/12/21	4/12/2000	354 936 88	278 850 86	76 086 02
10 100 00	PE CORP	COM PE BIOSYSTEMS GROUP	08/12/21-00/12/21	4/27/2000	688 160 74	878 840 47	(190 679 73)
18 300 00	PE CORP	COM PE BIOSYSTEMS GROUP	08/12/21-00/12/21	5/1/2000	1 177 851 18	941 564 15	236 287 03
5 500 00	PE CORP	COM PE BIOSYSTEMS GROUP	08/12/21-00/12/21	7/13/2000	456 526 02	340 236 18	116 289 84
1 700 00	PE CORP	COM PE BIOSYSTEMS GROUP	08/12/21-00/12/21	7/20/2000	138 681 05	118 421 49	20 259 56
2 000 00	PE CORP	COM PE BIOSYSTEMS GROUP	08/12/21-00/12/21	7/28/2000	158 894 79	139 319 40	19 575 39
400 00	PE CORP	COM PE BIOSYSTEMS GROUP	08/12/21-00/12/21	8/7/2000	40 276 85	38 193 00	2 083 85
1 000 00	PE CORP	COM PE BIOSYSTEMS GROUP	08/12/21-00/12/21	8/18/2000	80 448 88	85 831 30	(5 382 42)
4 600 00	PE CORP	COM PE BIOSYSTEMS GROUP	08/12/21-00/12/21	8/20/2000	430 871 12	454 969 23	(24 098 11)
1 600 00	PE CORP	COM PE BIOSYSTEMS GROUP	08/12/21-00/12/21	10/23/2000	172 198 08	180 198 08	(7 700 00)
1 700 00	PE CORP	COM PE BIOSYSTEMS GROUP	08/12/21-00/12/21	10/28/2000	180 331 85	182 554 38	(2 222 53)
4 300 00	PE CORP	COM CELERA GENOMICS GROUP	08/12/21-00/12/21	1/21/2000	1 083 881 83	968 412 15	115 469 68
2 100 00	PE CORP	COM CELERA GENOMICS GROUP	08/12/21-00/12/21	1/24/2000	544 542 71	454 212 99	90 329 72
1 100 00	PE CORP	COM CELERA GENOMICS GROUP	08/12/21-00/12/21	3/3/2000	245 236 82	248 288 00	(3 051 18)
500 00	PE CORP	COM CELERA GENOMICS GROUP	08/12/21-00/12/21	2/16/2000	140 289 37	115 393 67	24 895 70
500 00	PE CORP	COM CELERA GENOMICS GROUP	08/12/21-00/12/21	2/17/2000	151 287 45	108 143 95	43 143 50
1 500 00	PE CORP	COM CELERA GENOMICS GROUP	08/12/21-00/12/21	2/23/2000	257 458 51	233 222 64	24 235 87
2 100 00	PE CORP	COM CELERA GENOMICS GROUP	08/12/21-00/12/21	2/24/2000	447 933 54	269 735 94	178 197 60
4 200 00	PE CORP	COM CELERA GENOMICS GROUP	08/12/21-00/12/21	2/25/2000	1 113 241 34	454 212 99	659 028 35
1 100 00	PE CORP	COM CELERA GENOMICS GROUP	08/12/21-00/12/21	2/28/2000	275 261 75	118 980 55	156 281 20
1 000 00	PE CORP	COM CELERA GENOMICS GROUP	08/12/21-00/12/21	3/8/2000	203 333 22	239 950 00	(36 616 78)
3 000 00	PE CORP	COM CELERA GENOMICS GROUP	08/12/21-00/12/21	3/17/2000	127 558 74	227 840 00	(99 281 26)
1 100 00	PE CORP	COM CELERA GENOMICS GROUP	08/12/21-00/12/21	4/6/2000	420 398 68	658 099 42	(237 700 74)
3 400 00	PE CORP	COM CELERA GENOMICS GROUP	08/12/21-00/12/21	4/7/2000	147 824 07	217 607 38	(69 783 31)
10 000 00	PE CORP	COM CELERA GENOMICS GROUP	08/12/21-00/12/21	4/11/2000	309 806 50	448 794 60	(138 988 10)
1 900 00	PE CORP	COM CELERA GENOMICS GROUP	08/12/21-00/12/21	4/12/2000	872 258 90	1 068 877 60	(196 618 70)
1 700 00	PE CORP	COM	08/12/21-00/12/21	4/13/2000	150 891 87	173 000 81	(22 108 94)
3 400 00	PE CORP	COM	08/12/21-00/12/21	10/6/2000	237 684 71	277 824 96	(40 140 25)
300 00	PE CORP	COM	08/12/21-00/12/21	10/13/2000	587 775 80	783 750 06	(195 974 26)
1 700 00	PE CORP	COM	08/12/21-00/12/21	10/20/2000	60 997 35	67 894 10	(6 896 75)
1 900 00	PE CORP	COM	08/12/21-00/12/21	10/20/2000	245 301 82	275 870 84	(30 569 02)
3 400 00	PE CORP	COM	08/12/21-00/12/21	10/24/2000	376 635 08	426 324 12	(48 689 04)
4 200 00	PE CORP	COM	08/12/21-00/12/21	10/25/2000	574 272 81	758 946 40	(184 673 59)
2 600 00	PE CORP	COM	08/12/21-00/12/21	10/26/2000	844 290 02	894 087 86	(50 797 84)
4 800 00	PE CORP	COM	08/12/21-00/12/21	10/31/2000	438 450 31	503 392 64	(65 942 33)
4 600 00	PE CORP	COM	08/12/21-00/12/21	11/6/2000	626 358 86	941 172 31	(314 813 45)
1 000 00	PE CORP	COM	08/12/21-00/12/21	11/8/2000	538 245 99	828 274 00	(290 028 01)
1 500 00	PE CORP	COM	08/12/21-00/12/21	3/2/2000	107 785 50	38 000 00	69 785 50
5 900 00	PE CORP	COM	08/12/21-00/12/21	11/7/2000	90 990 71	91 864 10	(873 39)
1 400 00	PE CORP	COM	08/12/21-00/12/21	11/14/2000	305 683 56	355 868 40	(50 004 84)
700 00	PE CORP	COM	08/12/21-00/12/21	11/30/2000	48 210 89	83 735 28	(35 524 39)
17 400 00	PE CORP	COM	08/12/21-00/12/21	12/7/2000	32 820 15	41 867 63	(9 047 48)
5 800 00	PE CORP	COM	08/12/21-00/12/21	12/12/2000	912 743 99	1 013 501 71	(100 757 72)
700 00	PE CORP	COM	08/12/21-00/12/21	12/13/2000	285 105 73	274 627 26	10 478 47
2 200 00	PE CORP	COM	08/12/21-00/12/21	12/14/2000	33 255 13	30 275 00	3 280 13
6 700 00	PE CORP	COM	08/12/21-00/12/21	12/14/2000	105 183 96	83 775 00	21 408 96
3 400 00	PE CORP	COM	08/12/21-00/12/21	9/18/2000	219 208 65	227 440 41	(8 231 76)
1 700 00	PE CORP	COM	08/12/21-00/12/21	9/25/2000	96 981 78	107 792 82	(10 811 04)
15 300 00	PE CORP	COM	08/12/21-00/12/21	9/28/2000	49 829 58	53 896 46	(4 066 88)
3 400 00	PE CORP	COM	08/12/21-00/12/21	10/3/2000	463 660 22	487 833 80	(24 173 58)
21 300 00	PE CORP	COM	08/12/21-00/12/21	10/4/2000	100 721 84	108 733 38	(7 011 54)
2 500 00	PE CORP	COM	08/12/21-00/12/21	10/4/2000	625 230 00	611 103 32	14 126 68
1 700 00	PE CORP	COM	08/12/21-00/12/21	10/4/2000	71 049 83	68 789 00	2 260 83
1 700 00	PE CORP	COM	08/12/21-00/12/21	8/6/2000	145 463 12	152 848 27	(7 385 15)
800 00	PE CORP	COM	08/12/21-00/12/21	10/13/2000	164 293 40	179 812 38	(15 518 98)
700 00	PE CORP	COM	08/12/21-00/12/21	10/23/2000	91 346 95	84 804 84	6 542 11
6 500 00	PE CORP	COM	08/12/21-00/12/21	11/7/2000	81 784 43	73 725 05	8 059 38
300 00	PE CORP	COM	08/12/21-00/12/21	11/17/2000	688 464 50	605 549 04	83 915 46
3 200 00	PE CORP	COM	08/12/21-00/12/21	12/8/2000	30 575 52	31 354 35	(778 83)
3 400 00	PE CORP	COM	08/12/21-00/12/21	12/27/2000	328 317 89	315 740 01	12 577 88
800 00	PE CORP	COM	08/12/21-00/12/21	10/25/2000	348 529 78	369 036 04	(20 506 26)
1 300 00	PE CORP	COM	08/12/21-00/12/21	1/7/2000	81 531 70	103 222 53	(21 690 83)
300 00	PE CORP	COM	08/12/21-00/12/21	1/10/2000	121 275 18	148 610 12	(27 334 94)
1 800 00	PE CORP	COM	08/12/21-00/12/21	1/12/2000	26 624 11	34 197 80	(7 573 70)
2 200 00	PE CORP	COM	08/12/21-00/12/21	1/13/2000	165 636 59	204 029 48	(38 392 89)
4 700 00	PE CORP	COM	08/12/21-00/12/21	1/14/2000	213 382 86	248 887 32	(35 504 46)
3 200 00	PE CORP	COM	08/12/21-00/12/21	1/14/2000	458 074 46	528 109 04	(70 124 58)
11 700 00	PE CORP	COM	08/12/21-00/12/21	1/20/2000	158 564 71	178 025 00	(19 460 29)
48 200 00	PE CORP	COM	08/12/21-00/12/21	1/20/2000	580 854 04	848 588 24	(267 734 20)
16 200 00	PE CORP	COM	08/12/21-00/12/21	1/21/2000	2 370 355 20	2 451 454 86	(81 099 66)
4 200 00	PE CORP	COM	08/12/21-00/12/21	1/24/2000	1 018 978 57	935 714 42	83 264 15
1 300 00	PE CORP	COM	08/12/21-00/12/21	1/31/2000	196 343 45	212 540 17	(16 196 72)
2 200 00	PE CORP	COM	08/12/21-00/12/21	2/2/2000	69 249 73	69 739 54	(489 81)
1 900 00	PE CORP	COM	08/12/21-00/12/21	2/3/2000	121 329 81	117 411 87	4 917 94
2 200 00	PE CORP	COM	08/12/21-00/12/21	2/4/2000	104 918 68	86 143 51	18 775 17
2 200 00	PE CORP	COM	08/12/21-00/12/21	2/8/2000	132 820 57	124 025 00	8 795 57
60 600 00	PE CORP	COM	08/12/21-00/12/21	2/8/2000	4 341 488 28	7 269 354 96	(2 927 866 68)
2 200 00	PE CORP	COM	08/12/21-00/12/21	2/8/2000	153 994 86	100 893 75	53 101 11
8 800 00	PE CORP	COM	08/12/21-00/12/21	2/9/2000	607 498 84	371 798 40	235 699 44
8 800 00	PE CORP	COM	08/12/21-00/12/21	2/10/2000	580 480 65	354 024 87	226 455 78
2 100 00	PE CORP	COM	08/12/21-00/12/21	2/11/2000	150 407 48	84 108 05	66 299 43
4 200 00	PE CORP	COM	08/12/21-00/12/21	2/15/2000	308 721 23	268 326 44	38 394 79
4 200 00	PE CORP	COM	08/12/21-00/12/21	2/17/2000	332 445 37	180 783 72	151 661 65
4 800 00	PE CORP	COM	08/12/21-00/12/21	2/22/2000	348 380 88	207 807 32	140 573 56
23 300 00	PE CORP	COM	08/12/21-00/12/21	2/23/2000	1 808 782 80	875 045 02	933 737 78

THE ROCKEFELLER FOUNDATION
EMPLOYEE ID NO 13 165629
GAIN AND LOSSES FOR TAX ON INVESTMENT INCOME
FORM 990 PF 2000 PART IV

Par	Security Name	Security Description	Date Bought	Date Sold	Proceeds	Cost	Realized
1 000 00	PORTAL SOFTWARE INC	COM	06/12/01-00/12/01	3/2/2000	73 997 53	32 214 05	41 783 48
2 100 00	PORTAL SOFTWARE INC	COM	06/12/01-00/12/01	3/3/2000	147 520 08	67 649 51	79 870 57
2 000 00	PORTAL SOFTWARE INC	COM	06/12/01-00/12/01	3/6/2000	147 220 09	84 428 10	62 791 99
800 00	PORTAL SOFTWARE INC	COM	06/12/01-00/12/01	3/8/2000	59 038 03	59 067 00	123 97
1 000 00	PORTAL SOFTWARE INC	COM	06/12/01-00/12/01	3/10/2000	77 997 40	78 565 00	1 432 40
3 000 00	PORTAL SOFTWARE INC	COM	06/12/01-00/12/01	3/14/2000	236 992 10	232 007 60	4 984 50
800 00	PORTAL SOFTWARE INC	COM	06/12/01-00/12/01	3/17/2000	56 596 11	61 252 00	14 653 891
200 00	PORTAL SOFTWARE INC	COM	06/12/01-00/12/01	3/31/2000	11 159 62	15 313 00	14 153 381
4 100 00	PORTAL SOFTWARE INC	COM	06/12/01-00/12/01	4/5/2000	192 693 57	313 397 60	1170 699 031
1 000 00	PORTAL SOFTWARE INC	COM	06/12/01-00/12/01	4/8/2000	48 998 36	74 000 00	125 001 641
2 000 00	PORTAL SOFTWARE INC	COM	06/12/01-00/12/01	4/7/2000	101 646 61	147 827 50	146 180 891
2 600 00	PORTAL SOFTWARE INC	COM	06/12/01-00/12/01	4/11/2000	120 541 34	191 085 08	170 543 741
2 300 00	PORTAL SOFTWARE INC	COM	06/12/01-00/12/01	5/2/2000	109 246 35	188 001 97	158 755 621
4 100 00	PORTAL SOFTWARE INC	COM	06/12/01-00/12/01	5/15/2000	148 107 50	296 083 73	1147 855 671
2 000 00	PORTAL SOFTWARE INC	COM	06/12/01-00/12/01	5/18/2000	84 747 17	102 228 10	117 481 931
700 00	PORTAL SOFTWARE INC	COM	06/12/01-00/12/01	5/17/2000	27 380 58	30 887 40	13 810 821
4 500 00	PORTAL SOFTWARE INC	COM	06/12/01-00/12/01	5/18/2000	183 878 93	194 821 39	11 944 461
5 700 00	PORTAL SOFTWARE INC	COM	06/12/01-00/12/01	5/19/2000	251 689 41	230 141 86	21 527 551
1 000 00	PORTAL SOFTWARE INC	COM	06/12/01-00/12/01	5/23/2000	41 223 82	45 123 00	13 901 381
2 100 00	PORTAL SOFTWARE INC	COM	06/12/01-00/12/01	5/25/2000	82 422 25	87 717 50	15 290 251
7 000 00	PORTAL SOFTWARE INC	COM	06/12/01-00/12/01	6/8/2000	349 988 33	329 802 30	20 086 031
1 000 00	PORTAL SOFTWARE INC	COM	06/12/01-00/12/01	6/7/2000	48 623 37	48 750 00	126 631
3 000 00	PORTAL SOFTWARE INC	COM	06/12/01-00/12/01	6/14/2000	156 744 77	148 515 60	7 229 171
3 300 00	PORTAL SOFTWARE INC	COM	06/12/01-00/12/01	6/14/2000	171 368 23	151 201 27	20 166 961
2 200 00	PORTAL SOFTWARE INC	COM	06/12/01-00/12/01	6/18/2000	106 036 46	100 248 17	5 788 291
1 100 00	PORTAL SOFTWARE INC	COM	06/12/01-00/12/01	6/19/2000	58 298 05	58 298 25	1 091 801
41 100 00	PORTAL SOFTWARE INC	COM	06/12/01-00/12/01	6/20/2000	2 200 368 11	1 443 302 97	847 065 141
2 100 00	PORTAL SOFTWARE INC	COM	06/12/01-00/12/01	6/21/2000	118 548 11	87 081 87	49 464 241
2 200 00	PORTAL SOFTWARE INC	COM	06/12/01-00/12/01	6/23/2000	100 171 36	70 278 25	38 893 111
10 800 00	PORTAL SOFTWARE INC	COM	06/12/01-00/12/01	6/26/2000	579 130 89	288 787 32	290 363 571
2 100 00	PORTAL SOFTWARE INC	COM	06/12/01-00/12/01	6/27/2000	115 548 64	52 438 79	63 109 851
2 200 00	PORTAL SOFTWARE INC	COM	06/12/01-00/12/01	6/27/2000	120 170 89	54 935 87	65 235 121
1 000 00	PORTAL SOFTWARE INC	COM	06/12/01-00/12/01	6/28/2000	57 248 09	24 056 29	33 191 801
5 400 00	PORTAL SOFTWARE INC	COM	06/12/01-00/12/01	6/28/2000	303 739 87	107 295 84	196 444 231
4 400 00	PORTAL SOFTWARE INC	COM	06/12/01-00/12/01	6/28/2000	246 841 76	92 281 25	154 560 511
6 500 00	PORTAL SOFTWARE INC	COM	06/12/01-00/12/01	6/29/2000	379 153 81	125 078 36	254 075 451
1 300 00	PORTAL SOFTWARE INC	COM	06/12/01-00/12/01	6/29/2000	398 246 92	128 385 40	269 861 521
2 200 00	PORTAL SOFTWARE INC	COM	06/12/01-00/12/01	6/30/2000	81 247 29	24 700 00	56 547 291
900 00	PORTAL SOFTWARE INC	COM	06/12/01-00/12/01	6/30/2000	137 220 42	41 800 00	95 420 421
4 300 00	PORTAL SOFTWARE INC	COM	06/12/01-00/12/01	7/3/2000	56 473 11	17 100 00	39 373 111
2 200 00	PORTAL SOFTWARE INC	COM	06/12/01-00/12/01	7/5/2000	268 293 55	81 700 00	186 593 551
1 000 00	PORTAL SOFTWARE INC	COM	06/12/01-00/12/01	7/10/2000	135 707 87	41 800 00	93 907 871
4 000 00	PORTAL SOFTWARE INC	COM	06/12/01-00/12/01	7/11/2000	63 672 87	19 000 00	44 672 871
11 700 00	PORTAL SOFTWARE INC	COM	06/12/01-00/12/01	7/12/2000	265 526 74	76 000 00	189 526 741
1 000 00	PORTAL SOFTWARE INC	COM	06/12/01-00/12/01	7/12/2000	770 446 22	222 300 00	548 146 221
4 700 00	PORTAL SOFTWARE INC	COM	06/12/01-00/12/01	7/13/2000	69 497 68	19 000 00	50 497 681
5 700 00	PORTAL SOFTWARE INC	COM	06/12/01-00/12/01	7/13/2000	327 814 07	88 300 00	239 514 071
800 00	PROTEIN DESIGN LABS INC	COM	06/12/01-00/12/01	7/13/2000	387 112 28	108 300 00	278 812 281
900 00	PROTEIN DESIGN LABS INC	COM	06/12/01-00/12/01	10/6/2000	79 217 35	101 650 00	122 432 651
1 700 00	PROTEIN DESIGN LABS INC	COM	06/12/01-00/12/01	10/7/2000	114 286 18	114 356 25	160 001
700 00	PROTEIN DESIGN LABS INC	COM	06/12/01-00/12/01	11/1/2000	243 941 86	212 818 75	31 123 111
3 900 00	PROTEIN DESIGN LABS INC	COM	06/12/01-00/12/01	11/7/2000	87 744 75	84 535 50	12 208 251
300	PROTEIN DESIGN LABS INC	COM	06/12/01-00/12/01	11/21/2000	288 590 38	464 233 75	1175 643 371
2 800	QLOGIC CORP	COM	06/12/01-00/12/01	12/7/2000	25 855 38	35 531 25	18 675 871
400	QLOGIC CORP	COM	06/12/01-00/12/01	12/11/2000	249 296 68	332 481 85	183 185 171
800 00	QUEST DIAGNOSTICS INC	COM	06/12/01-00/12/01	12/7/2000	40 973 63	49 906 24	18 932 611
600 00	QUEST DIAGNOSTICS INC	COM	06/12/01-00/12/01	8/7/2000	58 381 99	63 900 00	4 518 011
800 00	QUEST DIAGNOSTICS INC	COM	06/12/01-00/12/01	8/6/2000	79 515 34	73 327 40	6 18 641
900 00	QUEST DIAGNOSTICS INC	COM	06/12/01-00/12/01	10/11/2000	103 806 53	98 526 64	5 27 1 991
3 900	QUEST DIAGNOSTICS INC	COM	06/12/01-00/12/01	10/12/2000	115 378 15	100 637 40	8 738 751
100	QUEST DIAGNOSTICS INC	COM	06/12/01-00/12/01	12/11/2000	437 370 41	454 656 08	117 286 551
500	QUEST DIAGNOSTICS INC	COM	06/12/01-00/12/01	12/7/2000	12 007 17	11 145 85	861 321
1 000 00	R - B FALCON CORP	COM	06/12/01-00/12/01	12/8/2000	61 284 85	55 729 25	5 555 601
900 00	R - B FALCON CORP	COM	06/12/01-00/12/01	5/23/2000	22 211 55	24 378 80	12 167 251
6 500 00	R - B FALCON CORP	COM	06/12/01-00/12/01	6/13/2000	22 003 18	21 641 01	62 171
9 300 00	R - B FALCON CORP	COM	06/12/01-00/12/01	6/14/2000	24 949 16	24 378 90	570 261
1 700 00	R - B FALCON CORP	COM	06/12/01-00/12/01	6/22/2000	152 452 40	160 384 25	17 931 851
3 900 00	R - B FALCON CORP	COM	06/12/01-00/12/01	7/13/2000	204 360 87	228 388 11	24 037 441
8 600 00	R - B FALCON CORP	COM	06/12/01-00/12/01	7/20/2000	38 195 68	41 444 13	13 248 451
3 900 00	R - B FALCON CORP	COM	06/12/01-00/12/01	8/21/2000	100 714 13	95 132 31	5 581 821
8 600 00	R - B FALCON CORP	COM	06/12/01-00/12/01	8/6/2000	187 250 81	180 914 74	36 336 171
1 800 00	R - B FALCON CORP	COM	06/12/01-00/12/01	9/12/2000	54 512 25	43 862 02	10 650 231
3 200 00	R - B FALCON CORP	COM	06/12/01-00/12/01	10/24/2000	85 738 57	78 012 48	7 726 091
900 00	R - B FALCON CORP	COM	06/12/01-00/12/01	11/8/2000	23 378 71	22 320 00	1 058 711
3 500 00	R - B FALCON CORP	COM	06/12/01-00/12/01	11/8/2000	88 842 43	86 800 00	2 042 431
10 300 00	R - B FALCON CORP	COM	06/12/01-00/12/01	11/8/2000	264 701 15	255 440 00	9 261 151
15 100 00	R - B FALCON CORP	COM	06/12/01-00/12/01	11/14/2000	381 832 82	370 521 86	18 888 741
2 800 00	R - B FALCON CORP	COM	06/12/01-00/12/01	11/28/2000	61 959 31	63 383 14	11 425 831
2 800	R - B FALCON CORP	COM	06/12/01-00/12/01	12/1/2000	53 945 51	68 290 92	14 315 411
2 800	R - B FALCON CORP	COM	06/12/01-00/12/01	12/4/2000	53 233 22	68 260 82	15 027 601
1 500	R - B FALCON CORP	COM	06/12/01-00/12/01	12/7/2000	36 548 35	36 548 35	11 570 241
1 000 00	REAL NETWORKS INC	COM	06/12/01-00/12/01	2/22/2000	78 247 39	83 332 25	15 084 861
14 300 00	REAL NETWORKS INC	COM	06/12/01-00/12/01	3/3/2000	917 940 11	1 300 227 35	372 287 241
300 00	REAL NETWORKS INC	COM	06/12/01-00/12/01	3/8/2000	20 774 30	26 049 00	16 174 701
400 00	REAL NETWORKS INC	COM	06/12/01-00/12/01	3/16/2000	25 199 16	35 632 00	10 432 841
500 00	REAL NETWORKS INC	COM	06/12/01-00/12/01	3/17/2000	32 811 40	44 615 00	11 803 601
2 000 00	REAL NETWORKS INC	COM	06/12/01-00/12/01	3/21/2000	128 895 70	179 550 25	50 654 551
800 00	REAL NETWORKS INC	COM	06/12/01-00/12/01	3/31/2000	31 667 72	53 568 75	21 901 031
2 100 00	REAL NETWORKS INC	COM	06/12/01-00/12/01	4/5/2000	111 283 27	187 490 62	176 207 351
3 000 00	REAL NETWORKS INC	COM	06/12/01-00/12/01	4/7/2000	553 118 89	286 840 63	1113 820 641
1 000 00	REAL NETWORKS INC	COM	06/12/01-00/12/01	4/10/2000	52 373 25	68 418 40	136 043 151
2 200 00	REAL NETWORKS INC	COM	06/12/01-00/12/01	4/24/2000	73 422 55	193 782 16	120 359 611
4 100 00	REAL NETWORKS INC	COM	06/12/01-00/12/01	4/25/2000	156 883 73	361 138 48	204 255 751
1 000 00	REAL NETWORKS INC	COM	06/12/01-00/12/01	4/27/2000	41 998 80	88 082 80	46 084 701
5 100 00	REAL NETWORKS INC	COM	06/12/01-00/12/01	4/28/2000	225 539 68	447 758 88	1222 218 901
1 000 00	REAL NETWORKS INC	COM	06/12/01-00/12/01	5/3/2000	43 561 04	67 634 00	44 072 961
4 100 00	REAL NETWORKS INC	COM	06/12/01-00/12/01	5/10/2000	148 620 04	356 471 34	1207 851 301
1 000 00	REAL NETWORKS INC	COM	06/12/01-00/12/01	5/18/2000	35 248 82	55 294 20	150 045 381
500 00	REAL NETWORKS INC	COM	06/12/01-00/12/01	5/18/2000	18 496 38	42 647 10	124 147 721
1 000 00	REAL NETWORKS INC	COM	06/12/01-00/12/01	5/19/2000	35 623 81	84 426 52	148 802 711
8 100 00	REAL NETWORKS INC	COM	06/12/01-00/12/01	5/24/2000	32 536 41	83 031 25	150 494 841
3 000 00	REAL NETWORKS INC	COM	06/12/01-00/12/01	5/25/2000	228 742 37	502 030 04	273 287 671
1 000 00	REAL NETWORKS INC	COM	06/12/01-00/12/01	5/31/2000	114 833 66	246 867 95	131 734 291
5 800 00	REAL NETWORKS INC	COM	06/12/01-00/12/01	6/1/2000	37 561 24	81 384 45	43 823 211
1 100 00	REAL NETWORKS INC	COM	06/12/01-00/12/01	6/13/2000	226 550 12	453 349 30	226 793 181
1 100 00	REAL NETWORKS INC	COM	06/12/01-00/12/01	6/14/2000	50 117 07	88 807 50	38 790 431
13 600 00	REAL NETWORKS INC	COM	06/12/01-00/12/01	6/15/2000	52 248 25	88 807 50	36 658 751
13 000 00	REAL NETWORKS INC	COM	06/12/01-00/12/01	6/15/2000	608 749 81	684 708 73	47 958 92

THE ROCKEFELLER FOUNDATION
EMPLOYEE ID NO 13-155629
GAIN AND LOSSES FOR TAX ON INVESTMENT INCOME
FORM 990 PF 2000 PART IV

Par	Security Name	Security Description	Date Bought	Date Sold	Proceeds	Cost	Realized
2 800 00	REDBACK NETWORKS INC	COM	06/12/21-00/12/31	1/3/2000	522 181 59	439 054 52	83 107 07
400 00	REDBACK NETWORKS INC	COM	06/12/21-00/12/31	1/4/2000	68 787 70	55 347 78	13 449 94
1 100 00	REDBACK NETWORKS INC	COM	06/12/21-00/12/31	1/5/2000	180 589 23	152 208 34	28 380 89
1 000 00	REDBACK NETWORKS INC	COM	06/12/21-00/12/31	1/7/2000	165 608 87	138 369 40	27 237 57
2 200 00	REDBACK NETWORKS INC	COM	06/12/21-00/12/31	1/10/2000	303 814 37	304 412 88	89 401 69
1 000 00	REDBACK NETWORKS INC	COM	06/12/21-00/12/31	1/12/2000	188 170 79	188 137 50	1 033 29
1 100 00	REDBACK NETWORKS INC	COM	06/12/21-00/12/31	1/14/2000	215 180 32	258 690 88	6 489 84
800 00	REDBACK NETWORKS INC	COM	06/12/21-00/12/31	1/18/2000	125 995 80	103 245 14	22 750 66
1 900 00	REDBACK NETWORKS INC	COM	06/12/21-00/12/31	1/18/2000	400 015 88	282 801 86	117 114 02
6 400 00	REDBACK NETWORKS INC	COM	06/12/21-00/12/31	1/21/2000	1 350 733 85	1 035 084 05	295 649 80
500 00	REDBACK NETWORKS INC	COM	06/12/21-00/12/31	2/2/2000	98 990 76	104 456 25	17 469 49
3 200 00	REDBACK NETWORKS INC	COM	06/12/21-00/12/31	2/3/2000	116 121 14	125 359 50	10 233 36
1 900 00	REDBACK NETWORKS INC	COM	06/12/21-00/12/31	2/4/2000	833 514 88	860 510 00	126 985 12
2 800 00	REDBACK NETWORKS INC	COM	06/12/21-00/12/31	2/7/2000	826 401 56	758 017 50	68 384 06
1 800 00	REDBACK NETWORKS INC	COM	06/12/21-00/12/31	2/8/2000	602 432 11	401 073 64	201 358 4
500 00	REDBACK NETWORKS INC	COM	06/12/21-00/12/31	2/8/2000	403 103 29	259 103 85	143 999 34
4 600 00	REDBACK NETWORKS INC	COM	06/12/21-00/12/31	2/14/2000	108 027 81	68 185 25	40 842 36
1 100 00	REDBACK NETWORKS INC	COM	06/12/21-00/12/31	2/16/2000	1 040 284 30	691 353 58	348 930 72
1 000 00	REDBACK NETWORKS INC	COM	06/12/21-00/12/31	2/17/2000	252 897 50	150 007 55	102 889 95
1 000 00	REDBACK NETWORKS INC	COM	06/12/21-00/12/31	2/18/2000	234 962 18	145 708 45	89 253 1
1 200 00	REDBACK NETWORKS INC	COM	06/12/21-00/12/31	2/22/2000	272 390 82	163 644 60	108 746 3
1 000 00	REDBACK NETWORKS INC	COM	06/12/21-00/12/31	2/23/2000	248 891 70	238 900 00	10 991 70
9 300 00	REDBACK NETWORKS INC	COM	06/12/21-00/12/31	2/24/2000	2 346 278 30	1 737 092 72	1 109 186 08
1 200 00	REDBACK NETWORKS INC	COM	06/12/21-00/12/31	2/25/2000	306 779 73	158 137 56	148 642 1
1 000 00	REDBACK NETWORKS INC	COM	06/12/21-00/12/31	2/26/2000	263 191 22	131 781 30	131 408 97
3 200 00	REDBACK NETWORKS INC	COM	06/12/21-00/12/31	2/28/2000	878 416 15	414 320 68	464 095 47
7 900 00	REDBACK NETWORKS INC	COM	06/12/21-00/12/31	2/29/2000	2 298 136 09	1 014 01 25	1 284 118 84
6 500 00	REDBACK NETWORKS INC	COM	06/12/21-00/12/31	3/1/2000	1 951 305 80	827 070 08	1 124 235 7
600 00	REGISTER COM INC	COM	06/12/21-00/12/31	3/3/2000	37 973 75	14 400 00	23 5 1
1 700 00	RESEARCH IN MOTION LTD	COM	06/12/21-00/12/31	10/9/2000	185 432 07	183 860 77	1 1 175
3 400 00	RESEARCH IN MOTION LTD	COM	06/12/21-00/12/31	10/13/2000	329 812 46	363 266 54	123 454 08
1 700 00	RESEARCH IN MOTION LTD	COM	06/12/21-00/12/31	10/26/2000	177 946 83	197 395 50	119 448 6
2 200 00	RESEARCH IN MOTION LTD	COM	06/12/21-00/12/31	10/30/2000	209 447 75	250 162 06	140 714 30
1 200 00	RESEARCH IN MOTION LTD	COM	06/12/21-00/12/31	11/6/2000	129 393 24	126 639 72	2 23 6
900 00	RESEARCH IN MOTION LTD	COM	06/12/21-00/12/31	11/7/2000	102 596 58	82 655 00	8 941 58
9 500 00	RESEARCH IN MOTION LTD	COM	06/12/21-00/12/31	11/13/2000	795 508 47	971 375 00	1175 176 53
1 000 00	RESEARCH IN MOTION LTD	COM	06/12/21-00/12/31	11/17/2000	84 097 16	102 000 00	17 002 84
2 800 00	RESEARCH IN MOTION LTD	COM	06/12/21-00/12/31	11/28/2000	350 069 69	285 600 00	126 530 31
700 00	RESEARCH IN MOTION LTD	COM	06/12/21-00/12/31	11/30/2000	39 679 82	71 400 00	31 720 00
700 00	RESEARCH IN MOTION LTD	COM	06/12/21-00/12/31	12/1/2000	52 848 23	71 400 00	18 551 77
1 500 00	RESEARCH IN MOTION LTD	COM	06/12/21-00/12/31	12/5/2000	121 836 64	153 000 00	31 163 36
100 00	RESEARCH IN MOTION LTD	COM	06/12/21-00/12/31	12/7/2000	8 730 39	10 200 00	1 469 61
1 500 00	RESEARCH IN MOTION LTD	COM	06/12/21-00/12/31	12/8/2000	118 233 55	153 000 00	34 766 45
600 00	RESEARCH IN MOTION LTD	COM	06/12/21-00/12/31	12/29/2000	48 609 65	61 200 00	12 590 35
5 100 00	ROWAN COS INC	COM	06/12/21-00/12/31	9/6/2000	163 979 82	165 123 21	1 143 29
3 200 00	ROWAN COS INC	COM	06/12/21-00/12/31	10/24/2000	85 888 97	104 507 36	18 618 39
12 900 00	ROWAN COS INC	COM	06/12/21-00/12/31	11/14/2000	300 882 44	417 284 14	118 401 70
2 700 00	ROWAN COS INC	COM	06/12/21-00/12/31	12/1/2000	52 444 12	85 363 74	32 919 62
2 900 00	ROWAN COS INC	COM	06/12/21-00/12/31	12/5/2000	59 121 77	91 688 98	32 565 21
200 00	ROWAN COS INC	COM	06/12/21-00/12/31	12/7/2000	4 087 12	6 323 24	2 236 12
800 00	SCI SYS INC	COM	06/12/21-00/12/31	3/8/2000	28 036 43	28 049 28	1 012 64
400 00	SCI SYS INC	COM	06/12/21-00/12/31	3/17/2000	17 636 93	18 699 52	1 062 59
700 00	SCI SYS INC	COM	06/12/21-00/12/31	3/31/2000	34 219 75	36 441 79	2 222 04
10 400 00	SCI SYS INC	COM	06/12/21-00/12/31	4/7/2000	50 323 32	52 058 70	1 736 38
1 000 00	SCI SYS INC	COM	06/12/21-00/12/31	4/25/2000	518 668 13	485 361 87	33 306 16
1 000 00	SCI SYS INC	COM	06/12/21-00/12/31	5/2/2000	50 368 11	53 050 00	2 681 89
200 00	SCI SYS INC	COM	06/12/21-00/12/31	5/18/2000	8 614 71	10 490 46	1 875 75
1 000 00	SCI SYS INC	COM	06/12/21-00/12/31	5/19/2000	42 888 06	52 457 30	9 566 24
2 000 00	SCI SYS INC	COM	06/12/21-00/12/31	5/24/2000	79 557 34	104 904 80	25 347 26
1 000 00	SCI SYS INC	COM	06/12/21-00/12/31	5/25/2000	40 046 96	52 334 49	12 287 53
3 100 00	SCI SYS INC	COM	06/12/21-00/12/31	5/30/2000	130 395 80	149 407 39	18 011 49
4 100 00	SCI SYS INC	COM	06/12/21-00/12/31	5/31/2000	182 481 46	184 003 69	12 412 43
2 000 00	SCI SYS INC	COM	06/12/21-00/12/31	6/1/2000	95 164 62	90 136 60	5 028 02
12 200 00	SCI SYS INC	COM	06/12/21-00/12/31	6/2/2000	612 440 67	549 833 26	63 607 41
15 700 00	SCI SYS INC	COM	06/12/21-00/12/31	6/5/2000	760 190 47	685 038 16	75 151 3
2 600 00	SCI SYS INC	COM	06/12/21-00/12/31	6/6/2000	116 267 73	116 476 30	2 211 43
6 100 00	SCI SYS INC	COM	06/12/21-00/12/31	6/8/2000	241 852 58	266 717 00	25 864 42
3 500 00	SCI SYS INC	COM	06/12/21-00/12/31	6/13/2000	122 001 72	152 425 00	30 423 28
1 000 00	SCI SYS INC	COM	06/12/21-00/12/31	6/14/2000	37 123 76	41 550 00	4 426 24
9 700 00	SCI SYS INC	COM	06/12/21-00/12/31	6/18/2000	353 702 57	421 850 21	68 147 74
13 000 00	SCI SYS INC	COM	06/12/21-00/12/31	6/21/2000	456 254 86	582 825 90	126 5 1 04
1 100 00	SCI SYS INC	COM	06/12/21-00/12/31	6/22/2000	39 543 88	47 623 73	8 080 05
11 900 00	SCI SYS INC	COM	06/12/21-00/12/31	6/22/2000	427 250 47	507 580 74	80 330 2 1
1 400 00	SDL INC	COM	06/12/21-00/12/31	10/19/2000	417 011 09	423 497 76	6 486 67
6 800 00	SANMINA CORP	COM	06/12/21-00/12/31	10/19/2000	695 061 27	661 512 84	33 548 43
1 500 00	SANMINA CORP	COM	06/12/21-00/12/31	10/20/2000	167 778 85	145 275 00	22 503 85
1 000 00	SANMINA CORP	COM	06/12/21-00/12/31	10/23/2000	116 571 11	96 714 84	19 856 47
900 00	SANMINA CORP	COM	06/12/21-00/12/31	10/25/2000	98 251 79	87 012 72	9 239 07
1 000 00	SANMINA CORP	COM	06/12/21-00/12/31	11/10/2000	97 632 14	114 518 70	16 886 56
5 200 00	SANMINA CORP	COM	06/12/21-00/12/31	11/24/2000	467 984 40	590 604 76	122 620 36
700 00	SANMINA CORP	COM	06/12/21-00/12/31	11/27/2000	65 404 06	78 057 17	12 653 11
1 100 00	SANMINA CORP	COM	06/12/21-00/12/31	12/1/2000	90 557 89	119 518 41	28 960 52
2 900 00	SANMINA CORP	COM	06/12/21-00/12/31	12/8/2000	265 159 81	308 375 39	41 215 48
1 300 00	SANMINA CORP	COM	06/12/21-00/12/31	12/14/2000	115 871 13	156 440 70	40 569 57
700 00	SANMINA CORP	COM	06/12/21-00/12/31	12/18/2000	52 278 50	73 005 86	20 726 18
1 100 00	SANMINA CORP	COM	06/12/21-00/12/31	12/21/2000	84 843 25	113 508 08	28 662 83
300 00	SANMINA CORP	COM	06/12/21-00/12/31	12/28/2000	23 849 20	28 462 49	4 613 29
11 200 00	SELECTICA INC DEL	COM	06/12/21-00/12/31	4/7/2000	15 081 90	27 989 10	12 907 14
1 000 00	SELECTICA INC DEL	COM	06/12/21-00/12/31	4/13/2000	17 081 81	41 983 05	24 901 24
300 00	SELECTICA INC DEL	COM	06/12/21-00/12/31	4/18/2000	218 878 90	696 856 05	478 978 15
1 000 00	724 SOLUTIONS INC	COM	06/12/21-00/12/31	4/26/2000	381 117 69	971 782 61	590 664 92
300 00	724 SOLUTIONS INC	COM	06/12/21-00/12/31	1/31/2000	99 297 69	40 618 82	28 678 87
2 200 00	724 SOLUTIONS INC	COM	06/12/21-00/12/31	2/3/2000	28 274 05	20 951 25	7 322 80
3 100 00	724 SOLUTIONS INC	COM	06/12/21-00/12/31	2/28/2000	401 321 82	320 243 50	81 078 12
200 00	724 SOLUTIONS INC	COM	06/12/21-00/12/31	3/1/2000	824 006 71	418 688 58	205 318 13
1 000 00	724 SOLUTIONS INC	COM	06/12/21-00/12/31	3/3/2000	44 098 53	26 548 34	17 550 18
400 00	724 SOLUTIONS INC	COM	06/12/21-00/12/31	3/8/2000	190 808 64	184 390 00	6 248 84
300 00	724 SOLUTIONS INC	COM	06/12/21-00/12/31	3/17/2000	82 310 44	89 052 44	7 742 00
1 100 00	724 SOLUTIONS INC	COM	06/12/21-00/12/31	4/6/2000	287 773 63	680 156 41	402 382 78
1 000 00	724 SOLUTIONS INC	COM	06/12/21-00/12/31	4/27/2000	47 908 40	203 755 07	155 758 87
2 000 00	724 SOLUTIONS INC	COM	06/12/21-00/12/31	4/28/2000	105 059 06	300 712 72	195 653 63
3 000 00	724 SOLUTIONS INC	COM	06/12/21-00/12/31	5/2/2000	182 332 08	438 482 88	256 150 81
100 00	724 SOLUTIONS INC	COM	06/12/21-00/12/31	5/18/2000	4 327 08	12 037 42	7 709 44
1 100 00	724 SOLUTIONS INC	COM	06/12/21-00/12/31	5/23/2000	38 471 71	142 300 39	103 829 18
1 100 00	724 SOLUTIONS INC	COM	06/12/21-00/12/31	6/14/2000	64 072 86	139 327 11	75 254 25
1 000 00	724 SOLUTIONS INC	COM	06/12/21-00/12/31	6/21/2000	49 123 38	126 380 54	7 257 81
3 900 00	724 SOLUTIONS INC	COM	06/12/21-00/12/31	6/22/2000	210 917 83	477 222 96	266 305 16
300 00	724 SOLUTIONS INC	COM	06/12/21-00/12/31	6/23/2000	14 716 25	33 689 07	18 970 82
600 00	7						

THE ROCKEFELLER FOUNDATION
EMPLOYEE ID NO 13-165629
GAIN AND LOSSES FOR TAX ON INVESTMENT INCOME
FORM 990 PF 2000 PART IV

Per	Security Name	Security Description	Date Bought	Date Sold	Proceeds	Cost	Realized
7 300 00	724 SOLUTIONS INC	COM	06/12/21-00/12/21	7/11/2000	281 080 78	638 177 97	(41 047 19)
10 500 00	724 SOLUTIONS INC	COM	06/12/21-00/12/21	7/12/2000	380 049 53	581 730 47	(211 680 94)
1 300 00	724 SOLUTIONS INC	COM	06/12/21-00/12/21	7/13/2000	51 562 03	66 909 36	(15 317 33)
3 200 00	724 SOLUTIONS INC	COM	06/12/21-00/12/21	7/13/2000	121 925 21	118 085 20	3 840 01
2 900 00	724 SOLUTIONS INC	COM	06/12/21-00/12/21	7/13/2000	105 955 21	136 972 52	(32 977 31)
1 200 00	724 SOLUTIONS INC	COM	06/12/21-00/12/21	7/13/2000	47 848 40	63 517 23	(15 668 83)
1 100 00	724 SOLUTIONS INC	COM	06/12/21-00/12/21	7/14/2000	43 849 59	78 600 00	(15 749 59)
3 400 00	SIEBEL SYS INC	COM	06/12/21-00/12/21	10/22/2000	381 388 26	374 559 98	6 828 28
1 400 00	SIEBEL SYS INC	COM	06/12/21-00/12/21	11/7/2000	106 681 94	159 578 16	7 103 8
7 000 00	SIEBEL SYS INC	COM	06/12/21-00/12/21	11/14/2000	657 978 06	795 181 88	(137 213 82)
9 800 00	SIEBEL SYS INC	COM	06/12/21-00/12/21	12/5/2000	823 686 95	1 110 250 98	(286 564 03)
600 00	SIEBEL SYS INC	COM	06/12/21-00/12/21	12/7/2000	54 973 18	87 953 96	(32 980 78)
7 900 00	SIEBEL SYS INC	COM	06/12/21-00/12/21	12/18/2000	646 700 88	694 031 90	(47 331 02)
2 900 00	SIEBEL SYS INC	COM	06/12/21-00/12/21	12/26/2000	195 968 21	305 450 23	(109 482 02)
2 900 00	SIEBEL SYS INC	COM	06/12/21-00/12/21	12/28/2000	212 241 89	294 578 07	(82 336 18)
1 200 00	SILVERSTREAM SOFTWARE INC	COM	06/12/21-00/12/21	2/22/2000	113 370 78	145 723 84	(32 353 06)
2 300 00	SILVERSTREAM SOFTWARE INC	COM	06/12/21-00/12/21	2/24/2000	212 282 82	268 367 81	(56 084 99)
1 500 00	SILVERSTREAM SOFTWARE INC	COM	06/12/21-00/12/21	3/3/2000	130 870 43	173 145 36	(42 274 93)
900 00	SILVERSTREAM SOFTWARE INC	COM	06/12/21-00/12/21	3/8/2000	81 447 28	102 600 00	(21 152 72)
600 00	SILVERSTREAM SOFTWARE INC	COM	06/12/21-00/12/21	3/13/2000	58 168 08	88 400 00	(30 231 92)
300 00	SILVERSTREAM SOFTWARE INC	COM	06/12/21-00/12/21	3/17/2000	22 049 24	34 200 00	(12 150 76)
1 800 00	SILVERSTREAM SOFTWARE INC	COM	06/12/21-00/12/21	3/22/2000	138 270 35	188 064 32	(49 793 97)
1 200 00	SILVERSTREAM SOFTWARE INC	COM	06/12/21-00/12/21	3/23/2000	97 546 78	129 881 20	(32 334 42)
2 100 00	SILVERSTREAM SOFTWARE INC	COM	06/12/21-00/12/21	3/31/2000	122 988 98	228 216 25	(105 227 27)
1 300 00	SILVERSTREAM SOFTWARE INC	COM	06/12/21-00/12/21	4/5/2000	86 406 07	130 150 00	(43 743 93)
3 000 00	SILVERSTREAM SOFTWARE INC	COM	06/12/21-00/12/21	4/8/2000	195 955 59	407 472 50	(211 516 91)
300 00	SILVERSTREAM SOFTWARE INC	COM	06/12/21-00/12/21	4/7/2000	15 074 49	30 355 85	(15 281 36)
800 00	SILVERSTREAM SOFTWARE INC	COM	06/12/21-00/12/21	4/10/2000	30 834 23	60 711 30	(29 877 07)
200 00	SILVERSTREAM SOFTWARE INC	COM	06/12/21-00/12/21	5/18/2000	5 524 81	20 237 10	(14 712 29)
800 00	SILVERSTREAM SOFTWARE INC	COM	06/12/21-00/12/21	5/23/2000	21 590 28	80 948 42	(59 358 12)
400 00	SILVERSTREAM SOFTWARE INC	COM	06/12/21-00/12/21	5/24/2000	9 899 87	33 704 13	(23 804 26)
1 000 00	SILVERSTREAM SOFTWARE INC	COM	06/12/21-00/12/21	5/7/2000	33 548 88	101 185 50	(67 636 62)
400 00	SILVERSTREAM SOFTWARE INC	COM	06/12/21-00/12/21	5/8/2000	15 299 49	40 474 20	(25 174 71)
500 00	SILVERSTREAM SOFTWARE INC	COM	06/12/21-00/12/21	5/15/2000	16 490 45	50 587 75	(34 097 30)
400 00	SILVERSTREAM SOFTWARE INC	COM	06/12/21-00/12/21	5/16/2000	13 589 54	40 474 20	(26 884 66)
1 000 00	SILVERSTREAM SOFTWARE INC	COM	06/12/21-00/12/21	5/21/2000	42 598 58	101 185 50	(58 586 92)
1 100 00	SILVERSTREAM SOFTWARE INC	COM	06/12/21-00/12/21	6/22/2000	45 730 87	111 304 05	(65 573 08)
4 300 00	SILVERSTREAM SOFTWARE INC	COM	06/12/21-00/12/21	6/23/2000	173 068 23	434 587 89	(261 519 66)
1 700 00	SILVERSTREAM SOFTWARE INC	COM	06/12/21-00/12/21	6/27/2000	76 851 54	168 172 50	(91 320 96)
500 00	SILVERSTREAM SOFTWARE INC	COM	06/12/21-00/12/21	6/28/2000	27 124 26	49 291 71	(22 167 45)
3 200 00	SILVERSTREAM SOFTWARE INC	COM	06/12/21-00/12/21	7/11/2000	182 473 91	311 838 17	(129 364 26)
1 900 00	SILVERSTREAM SOFTWARE INC	COM	06/12/21-00/12/21	7/20/2000	93 362 88	181 523 83	(88 160 95)
400 00	SILVERSTREAM SOFTWARE INC	COM	06/12/21-00/12/21	8/11/2000	10 749 84	37 853 12	(27 103 28)
3 900 00	SILVERSTREAM SOFTWARE INC	COM	06/12/21-00/12/21	9/6/2000	123 723 37	357 835 34	(234 111 97)
7 100 00	SILVERSTREAM SOFTWARE INC	COM	06/12/21-00/12/21	9/8/2000	234 757 22	619 400 30	(384 643 08)
4 400 00	SILVERSTREAM SOFTWARE INC	COM	06/12/21-00/12/21	9/13/2000	133 288 07	375 209 89	(241 921 82)
3 200 00	SILVERSTREAM SOFTWARE INC	COM	06/12/21-00/12/21	9/14/2000	86 480 87	152 777 49	(66 296 62)
900 00	SILVERSTREAM SOFTWARE INC	COM	06/12/21-00/12/21	9/15/2000	26 061 81	36 060 00	(9 998 19)
800 00	SILVERSTREAM SOFTWARE INC	COM	06/12/21-00/12/21	9/18/2000	20 049 31	31 890 00	(11 840 69)
9 900 00	SILVERSTREAM SOFTWARE INC	COM	06/12/21-00/12/21	9/29/2000	294 227 55	332 726 50	(38 498 95)
3 700 00	SILVERSTREAM SOFTWARE INC	COM	06/12/21-00/12/21	10/2/2000	110 071 33	103 268 25	6 803 08
700 00	SOMUS NETWORKS INC	COM	06/12/21-00/12/21	12/7/2000	24 781 87	26 903 87	(2 122 00)
1 000 00	SOMUS NETWORKS INC	COM	06/12/21-00/12/21	12/12/2000	37 176 26	35 799 58	1 376 68
700 00	SOMUS NETWORKS INC	COM	06/12/21-00/12/21	12/13/2000	24 061 69	26 903 87	(2 842 18)
2 200 00	SOMUS NETWORKS INC	COM	06/12/21-00/12/21	12/15/2000	21 314 28	26 903 87	(5 589 59)
4 200 00	SOUTHERN ENERGY INC	COM	06/12/21-00/12/21	12/21/2000	52 248 25	84 436 79	(32 188 54)
400 00	STORAGE NETWORKS INC	OC COM	06/12/21-00/12/21	8/27/2000	117 386 08	97 400 00	19 986 08
1 100 00	STORAGE NETWORKS INC	OC COM	06/12/21-00/12/21	8/30/2000	38 408 71	10 800 00	27 608 71
300 00	STORAGE NETWORKS INC	OC COM	06/12/21-00/12/21	8/30/2000	107 116 49	29 700 00	77 416 49
1 000 00	SUN MICROSYSTEMS INC	COM	06/12/21-00/12/21	8/30/2000	26 938 53	8 100 00	20 838 53
500 00	SUN MICROSYSTEMS INC	COM	06/12/21-00/12/21	5/16/2000	87 497 08	92 781 30	(5 284 22)
1 000 00	SUN MICROSYSTEMS INC	COM	06/12/21-00/12/21	5/18/2000	42 311 08	46 380 65	(4 069 57)
6 100 00	SUN MICROSYSTEMS INC	COM	06/12/21-00/12/21	5/23/2000	75 934 86	92 446 90	(16 512 04)
4 100 00	SUN MICROSYSTEMS INC	COM	06/12/21-00/12/21	5/25/2000	475 911 01	561 652 25	(85 741 24)
4 000 00	SUN MICROSYSTEMS INC	COM	06/12/21-00/12/21	5/30/2000	318 084 57	376 717 29	(57 632 72)
4 100 00	SUN MICROSYSTEMS INC	COM	06/12/21-00/12/21	5/31/2000	322 426 85	359 582 58	(37 155 73)
8 100 00	SUN MICROSYSTEMS INC	COM	06/12/21-00/12/21	6/1/2000	333 882 62	365 835 88	(31 953 26)
300 00	SUN MICROSYSTEMS INC	COM	06/12/21-00/12/21	6/2/2000	711 763 77	710 380 30	1 383 47
6 500 00	SUN MICROSYSTEMS INC	COM	06/12/21-00/12/21	6/13/2000	26 738 60	27 000 00	(261 40)
1 000 00	SUN MICROSYSTEMS INC	COM	06/12/21-00/12/21	6/20/2000	631 386 35	594 215 56	37 170 79
3 300 00	SUN MICROSYSTEMS INC	COM	06/12/21-00/12/21	6/21/2000	94 234 35	90 963 80	3 270 55
6 500 00	SUN MICROSYSTEMS INC	COM	06/12/21-00/12/21	6/22/2000	302 283 78	300 245 86	2 037 92
7 400 00	SUN MICROSYSTEMS INC	COM	06/12/21-00/12/21	7/7/2000	582 272 04	589 204 78	(6 932 74)
1 700 00	SUN MICROSYSTEMS INC	COM	06/12/21-00/12/21	7/13/2000	645 248 23	870 975 00	(225 726 77)
32 700 00	SUN MICROSYSTEMS INC	COM	06/12/21-00/12/21	7/20/2000	106 222 58	161 482 35	(54 259 77)
5 800 00	SUN MICROSYSTEMS INC	COM	06/12/21-00/12/21	7/21/2000	3 417 542 82	2 946 771 84	470 771 08
11 500 00	SUN MICROSYSTEMS INC	COM	06/12/21-00/12/21	7/21/2000	605 354 82	550 973 00	54 381 82
15 400 00	SUN MICROSYSTEMS INC	COM	06/12/21-00/12/21	7/24/2000	1 106 337 32	1 013 284 84	93 052 48
3 800 00	SUN MICROSYSTEMS INC	COM	06/12/21-00/12/21	7/25/2000	1 644 067 89	1 266 984 87	377 102 77
3 800 00	SUN MICROSYSTEMS INC	COM	06/12/21-00/12/21	7/26/2000	418 442 55	295 563 24	122 879 31
2 800 00	SUN MICROSYSTEMS INC	COM	06/12/21-00/12/21	7/31/2000	309 248 18	303 341 22	5 906 97
3 800 00	SUN MICROSYSTEMS INC	COM	06/12/21-00/12/21	8/4/2000	415 017 60	292 388 87	122 628 73
2 800 00	SUN MICROSYSTEMS INC	COM	06/12/21-00/12/21	8/7/2000	317 780 87	222 427 29	95 353 58
16 300 00	SUN MICROSYSTEMS INC	COM	06/12/21-00/12/21	8/7/2000	1 787 987 26	1 230 014 43	557 972 83
7 100 00	SUN MICROSYSTEMS INC	COM	06/12/21-00/12/21	11/13/2000	631 213 88	855 809 86	(224 595 98)
4 800 00	SUN MICROSYSTEMS INC	COM	06/12/21-00/12/21	11/14/2000	425 911 30	525 931 33	(100 020 03)
5 700 00	SUN MICROSYSTEMS INC	COM	06/12/21-00/12/21	11/17/2000	500 345 28	635 401 80	(135 056 52)
2 800 00	SUN MICROSYSTEMS INC	COM	06/12/21-00/12/21	11/21/2000	231 187 29	312 127 20	(80 939 91)
2 800 00	SUN MICROSYSTEMS INC	COM	06/12/21-00/12/21	11/21/2000	248 798 02	311 805 62	(63 007 60)
2 900 00	SUN MICROSYSTEMS INC	COM	06/12/21-00/12/21	11/28/2000	246 881 53	321 947 34	(75 065 81)
1 100 00	SUN MICROSYSTEMS INC	COM	06/12/21-00/12/21	12/7/2000	47 288 42	61 058 03	(13 769 61)
700 00	SUN MICROSYSTEMS INC	COM	06/12/21-00/12/21	12/8/2000	27 955 31	38 855 11	(10 899 80)
13 800 00	SUN MICROSYSTEMS INC	COM	06/12/21-00/12/21	12/11/2000	509 654 27	696 812 40	(187 158 13)
5 800 00	SUN MICROSYSTEMS INC	COM	06/12/21-00/12/21	12/11/2000	215 435 55	318 205 96	(102 770 41)
1 100 00	SYCAMORE NETWORKS INC	COM	06/12/21-00/12/21	3/14/2000	154 444 51	195 942 98	(41 498 47)
1 000 00	SYCAMORE NETWORKS INC	COM	06/12/21-00/12/21	4/7/2000	115 771 14	178 036 00	(62 264 86)
2 700 00	SYCAMORE NETWORKS INC	COM	06/12/21-00/12/21	4/11/2000	205 665 64	391 326 36	(185 660 72)
1 000 00	SYCAMORE NETWORKS INC	COM	06/12/21-00/12/21	4/26/2000	80 747 32	177 743 80	(97 496 48)
1 000 00	SYCAMORE NETWORKS INC	COM	06/12/21-00/12/21	5/3/2000	76 372 45	177 743 80	(101 471 35)
5 500 00	SYCAMORE NETWORKS INC	COM	06/12/21-00/12/21	5/18/2000	448 984 95	657 466 40	(208 481 45)
1 400 00	SYCAMORE NETWORKS INC	COM	06/12/21-00/12/21	5/17/2000	120 229 81	243 718 72	(123 488 91)
2 100 00	SYCAMORE NETWORKS INC	COM	06/12/21-00/12/21	5/18/2000	186 988 76	365 578 08	(178 589 32)
400 00	SYCAMORE NETWORKS INC	COM	06/12/21-00/12/21	5/23/2000	32 226 44	69 633 92	(37 407 48)
2 000 00	SYCAMORE NETWORKS INC	COM	06/12/21-00/12/21	5/25/2000	158 744 70	348 169 80	(189 425 10)
2 000 00	SYCAMORE NETWORKS INC	COM	06/12/21-00/12/21	5/26/2000	145 245 15	348 169 80	(202 924 65)
8 200 00	SYCAMORE NETWORKS INC	COM	06/12/21-00/12/21	5/30/2000	687 355 29	1 232 925 28	(545 570 19)
400 00	SYCAMORE NETWORKS INC	COM	06/12/21-00/12/21	5/31/2000	35 998 80	57 110 00	(21 111 20)
1 800 00	SYCAMORE NETWORKS INC	COM	06/12/21-00/12/21	6/1/2000	141 920 22	228 4	

THE ROCKEFELLER FOUNDATION
EMPLOYEE ID NO 13-165629
GAIN AND LOSSES FOR TAX ON INVESTMENT INCOME
FORM 990 PF 2000 PART IV

Par	Security Name	Security Description	Date Bought	Date Sold	Proceeds	Cost	Realized
2 000 00	SYCAMORE NETWORKS INC	COM	06/12/2001-09/12/2001	06/05/2000	205 655 71	263 605 00	(56 949 29)
3 400 00	SYCAMORE NETWORKS INC	COM	06/12/2001-09/12/2001	06/05/2000	351 734 33	442 626 00	(81 067 67)
900 00	SYCAMORE NETWORKS INC	COM	06/12/2001-09/12/2001	06/05/2000	82 847 80	79 081 50	(16 233 80)
300 00	SYCAMORE NETWORKS INC	COM	06/12/2001-09/12/2001	06/14/2000	31 254 95	30 010 50	(17 751 55)
6 500 00	SYCAMORE NETWORKS INC	COM	06/12/2001-09/12/2001	06/19/2000	731 083 78	663 335 40	(87 748 38)
5 400 00	SYCAMORE NETWORKS INC	COM	06/12/2001-09/12/2001	06/19/2000	586 757 94	566 785 85	(19 972 09)
5 400 00	SYCAMORE NETWORKS INC	COM	06/12/2001-09/12/2001	06/20/2000	642 673 07	538 160 87	(104 512 20)
4 400 00	SYCAMORE NETWORKS INC	COM	06/12/2001-09/12/2001	7/7/2000	558 182 75	528 856 75	(29 326 00)
11 900 00	SYCAMORE NETWORKS INC	COM	06/12/2001-09/12/2001	7/10/2000	1 621 856 39	1 369 481 07	(252 375 32)
9 600 00	SYCAMORE NETWORKS INC	COM	06/12/2001-09/12/2001	7/11/2000	1 224 012 65	1 068 712 56	(155 300 37)
9 600 00	SYCAMORE NETWORKS INC	COM	06/12/2001-09/12/2001	7/12/2000	1 030 965 63	864 627 78	(166 337 84)
800 00	SYCAMORE NETWORKS INC	COM	06/12/2001-09/12/2001	7/20/2000	125 002 06	127 482 50	(11 860 44)
1 000 00	SYCAMORE NETWORKS INC	COM	06/12/2001-09/12/2001	8/1/2000	119 683 51	141 025 00	(21 941 49)
400 00	SYCAMORE NETWORKS INC	COM	06/12/2001-09/12/2001	8/4/2000	51 294 29	55 674 80	(4 378 51)
1 600 00	SYCAMORE NETWORKS INC	COM	06/12/2001-09/12/2001	8/7/2000	210 005 47	222 699 20	(12 693 73)
300 00	SYCAMORE NETWORKS INC	COM	06/12/2001-09/12/2001	8/8/2000	40 273 65	41 756 10	(1 482 45)
3 500 00	SYCAMORE NETWORKS INC	COM	06/12/2001-09/12/2001	8/9/2000	466 714 85	485 847 20	(18 132 35)
1 000 00	SYCAMORE NETWORKS INC	COM	06/12/2001-09/12/2001	8/15/2000	143 670 21	137 679 70	(5 990 51)
10 600 00	SYCAMORE NETWORKS INC	COM	06/12/2001-09/12/2001	8/16/2000	1 548 627 04	1 440 374 26	(108 252 78)
1 800 00	SYCAMORE NETWORKS INC	COM	06/12/2001-09/12/2001	8/17/2000	286 516 78	241 474 86	(45 041 92)
3 000 00	SYCAMORE NETWORKS INC	COM	06/12/2001-09/12/2001	8/18/2000	487 374 12	398 024 99	(89 349 13)
15 700 00	SYCAMORE NETWORKS INC	COM	06/12/2001-09/12/2001	8/21/2000	2 402 942 81	1 809 860 61	(593 082 20)
8 600 00	SYCAMORE NETWORKS INC	COM	06/12/2001-09/12/2001	8/22/2000	1 342 206 98	873 382 63	(468 824 35)
2 800 00	SYCAMORE NETWORKS INC	COM	06/12/2001-09/12/2001	8/23/2000	465 006 74	271 082 95	(193 923 79)
8 700 00	SYCAMORE NETWORKS INC	COM	06/12/2001-09/12/2001	8/24/2000	1 367 018 49	738 759 79	(628 258 70)
1 800 00	SYCAMORE NETWORKS INC	COM	06/12/2001-09/12/2001	8/25/2000	292 194 47	141 607 18	(150 587 29)
1 800 00	SYCAMORE NETWORKS INC	COM	06/12/2001-09/12/2001	8/26/2000	278 642 74	139 405 36	(139 237 38)
3 800 00	SYCAMORE NETWORKS INC	COM	06/12/2001-09/12/2001	8/28/2000	538 202 02	276 306 30	(261 895 72)
5 400 00	SYCAMORE NETWORKS INC	COM	06/12/2001-09/12/2001	8/30/2000	751 856 82	373 440 71	(378 416 11)
2 300 00	SYCAMORE NETWORKS INC	COM	06/12/2001-09/12/2001	8/31/2000	315 436 78	136 918 99	(178 517 79)
300 00	SYCAMORE NETWORKS INC	COM	06/12/2001-09/12/2001	9/7/2000	39 017 44	39 620 08	(602 641 81)
6 800 00	SYCAMORE NETWORKS INC	COM	06/12/2001-09/12/2001	9/7/2000	832 202 67	902 588 48	(70 385 81)
1 700 00	SYCAMORE NETWORKS INC	COM	06/12/2001-09/12/2001	9/13/2000	184 938 28	206 115 26	(21 176 98)
5 100 00	SYCAMORE NETWORKS INC	COM	06/12/2001-09/12/2001	9/14/2000	586 565 81	595 403 73	(8 838 14)
5 100 00	SYCAMORE NETWORKS INC	COM	06/12/2001-09/12/2001	9/14/2000	582 032 88	600 877 72	(27 844 84)
1 700 00	SYCAMORE NETWORKS INC	COM	06/12/2001-09/12/2001	9/28/2000	174 350 43	199 048 73	(24 698 30)
3 400 00	SYCAMORE NETWORKS INC	COM	06/12/2001-09/12/2001	10/18/2000	256 121 28	384 880 00	(128 758 72)
1 700 00	SYCAMORE NETWORKS INC	COM	06/12/2001-09/12/2001	10/25/2000	122 162 17	182 440 00	(60 277 83)
1 100 00	SYCAMORE NETWORKS INC	COM	06/12/2001-09/12/2001	11/14/2000	69 865 16	124 520 00	(54 654 84)
18 200 00	SYCAMORE NETWORKS INC	COM	06/12/2001-09/12/2001	11/14/2000	1 180 522 53	2 033 977 70	(853 455 17)
2 300 00	SYCAMORE NETWORKS INC	COM	06/12/2001-09/12/2001	11/14/2000	147 954 06	260 360 00	(112 405 94)
4 500 00	SYCAMORE NETWORKS INC	COM	06/12/2001-09/12/2001	11/15/2000	306 558 58	448 523 56	(141 964 98)
1 000 00	SYCAMORE NETWORKS INC	COM	06/12/2001-09/12/2001	11/15/2000	68 935 20	90 680 60	(21 745 40)
600 00	SYCAMORE NETWORKS INC	COM	06/12/2001-09/12/2001	11/15/2000	41 248 82	54 406 36	(13 157 54)
6 300 00	SYCAMORE NETWORKS INC	COM	06/12/2001-09/12/2001	12/5/2000	337 621 18	564 620 37	(226 999 19)
1 700 00	SYCAMORE NETWORKS INC	COM	06/12/2001-09/12/2001	12/5/2000	80 006 58	151 389 59	(71 382 01)
400 00	SYCAMORE NETWORKS INC	COM	06/12/2001-09/12/2001	12/5/2000	20 099 33	36 179 81	(16 080 48)
200 00	SYCAMORE NETWORKS INC	COM	06/12/2001-09/12/2001	12/7/2000	11 262 12	17 610 54	(6 348 42)
2 700 00	SYCAMORE NETWORKS INC	COM	06/12/2001-09/12/2001	12/13/2000	149 045 03	185 915 94	(36 870 91)
600 00	SYCAMORE NETWORKS INC	COM	06/12/2001-09/12/2001	12/26/2000	22 724 24	53 431 62	(30 707 38)
100 00	SYCAMORE NETWORKS INC	COM	06/12/2001-09/12/2001	12/27/2000	3 770 75	8 906 27	(5 135 52)
2 200 00	SYCAMORE NETWORKS INC	COM	06/12/2001-09/12/2001	12/27/2000	84 170 95	162 678 00	(84 507 05)
2 900 00	SYCAMORE NETWORKS INC	COM	06/12/2001-09/12/2001	12/28/2000	115 434 42	240 042 50	(124 608 08)
200 00	SYCAMORE NETWORKS INC	COM	06/12/2001-09/12/2001	12/29/2000	7 465 37	16 505 00	(9 039 63)
9 600 00	TNCP INC	COM	06/12/2001-09/12/2001	11/15/2000	105 116 48	205 546 92	(100 430 44)
9 600 00	TNCP INC	COM	06/12/2001-09/12/2001	11/26/2000	89 513 48	178 084 00	(88 570 52)
4 200 00	TNCP INC	COM	06/12/2001-09/12/2001	11/30/2000	24 980 16	87 748 00	(62 767 84)
14 100 00	TNCP INC	COM	06/12/2001-09/12/2001	12/7/2000	87 417 00	202 161 84	(114 744 84)
10 400 00	TANOR INC	COM	06/12/2001-09/12/2001	4/10/2000	286 390 12	296 400 00	(10 009 88)
1 100 00	TIBCO SOFTWARE INC	COM	06/12/2001-09/12/2001	2/7/2000	195 105 99	186 839 80	(8 266 19)
3 700 00	TIBCO SOFTWARE INC	COM	06/12/2001-09/12/2001	2/10/2000	787 996 34	807 895 06	(19 898 72)
1 700 00	TIBCO SOFTWARE INC	COM	06/12/2001-09/12/2001	2/11/2000	361 716 15	271 461 25	(90 254 90)
4 200 00	TIBCO SOFTWARE INC	COM	06/12/2001-09/12/2001	2/16/2000	1 005 477 98	897 258 50	(108 219 48)
800 00	TIBCO SOFTWARE INC	COM	06/12/2001-09/12/2001	2/17/2000	145 795 14	85 315 50	(60 479 64)
1 500 00	TIBCO SOFTWARE INC	COM	06/12/2001-09/12/2001	2/18/2000	367 755 84	213 288 75	(154 467 09)
4 200 00	TIBCO SOFTWARE INC	COM	06/12/2001-09/12/2001	2/22/2000	340 152 17	199 069 50	(141 082 67)
2 100 00	TIBCO SOFTWARE INC	COM	06/12/2001-09/12/2001	2/23/2000	182 504 91	99 534 75	(82 970 16)
6 400 00	USA NETWORKS INC	COM	06/12/2001-09/12/2001	1/5/2000	304 656 72	287 489 10	(17 167 62)
2 200 00	USA NETWORKS INC	COM	06/12/2001-09/12/2001	1/6/2000	108 346 38	86 343 86	(22 002 52)
2 100 00	USA NETWORKS INC	COM	06/12/2001-09/12/2001	1/10/2000	115 381 15	81 671 93	(33 709 22)
3 200 00	USA NETWORKS INC	COM	06/12/2001-09/12/2001	1/10/2000	183 593 88	121 652 01	(61 941 87)
1 900 00	USA NETWORKS INC	COM	06/12/2001-09/12/2001	1/11/2000	99 271 69	71 069 38	(28 202 31)
2 100 00	USA NETWORKS INC	COM	06/12/2001-09/12/2001	1/13/2000	108 374 68	90 003 17	(18 371 51)
4 300 00	USA NETWORKS INC	COM	06/12/2001-09/12/2001	1/18/2000	220 367 65	157 785 52	(62 582 13)
1 000 00	USA NETWORKS INC	COM	06/12/2001-09/12/2001	1/21/2000	65 248 15	36 384 12	(28 864 03)
4 300 00	USA NETWORKS INC	COM	06/12/2001-09/12/2001	2/3/2000	278 570 82	253 825 83	(24 744 99)
5 500 00	USA NETWORKS INC	COM	06/12/2001-09/12/2001	2/18/2000	120 230 49	140 636 93	(20 406 44)
600 00	USA NETWORKS INC	COM	06/12/2001-09/12/2001	2/17/2000	78 862 81	33 487 56	(45 375 25)
2 200 00	USA NETWORKS INC	COM	06/12/2001-09/12/2001	2/22/2000	100 371 65	122 045 90	(21 674 25)
3 500 00	USA NETWORKS INC	COM	06/12/2001-09/12/2001	2/28/2000	79 403 60	95 882 68	(16 479 08)
2 500 00	USA NETWORKS INC	COM	06/12/2001-09/12/2001	2/28/2000	55 982 83	66 711 00	(10 728 17)
1 100 00	USA NETWORKS INC	COM	06/12/2001-09/12/2001	3/1/2000	24 474 16	29 352 84	(4 878 68)
12 800 00	USA NETWORKS INC	COM	06/12/2001-09/12/2001	3/7/2000	258 107 21	336 034 89	(77 927 68)
7 200 00	USA NETWORKS INC	COM	06/12/2001-09/12/2001	3/8/2000	143 831 12	178 769 34	(34 938 22)
3 100 00	USA NETWORKS INC	COM	06/12/2001-09/12/2001	3/8/2000	65 087 83	74 121 21	(9 033 38)
7 200 00	USA NETWORKS INC	COM	06/12/2001-09/12/2001	3/13/2000	44 746 50	47 738 10	(2 991 60)
14 300 00	USA NETWORKS INC	COM	06/12/2001-09/12/2001	3/13/2000	158 937 62	130 017 75	(28 919 87)
1 000 00	USA NETWORKS INC	COM	06/12/2001-09/12/2001	3/13/2000	321 143 40	321 002 03	(13 841 37)
3 100 00	USA NETWORKS INC	COM	06/12/2001-09/12/2001	3/14/2000	20 086 81	18 017 50	(2 069 31)
18 400 00	USA NETWORKS INC	COM	06/12/2001-09/12/2001	3/14/2000	65 743 53	50 975 15	(14 768 38)
8 200 00	UNITEDHEALTH GROUP INC	COM	06/12/2001-09/12/2001	3/15/2000	372 394 38	213 094 08	(159 300 30)
500 00	UNITEDHEALTH GROUP INC	COM	06/12/2001-09/12/2001	11/15/2000	944 008 49	844 706 17	(99 302 32)
1 500 00	UNITEDHEALTH GROUP INC	COM	06/12/2001-09/12/2001	12/7/2000	58 637 49	56 269 25	(2 368 24)
1 400 00	UNITEDHEALTH GROUP INC	COM	06/12/2001-09/12/2001	12/13/2000	179 188 02	168 295 43	(10 892 59)
1 700 00	UNITEDHEALTH GROUP INC	COM	06/12/2001-09/12/2001	12/28/2000	80 584 87	81 382 75	(79 937 58)
500 00	VERITAS SOFTWARE CORP	COM	06/12/2001-09/12/2001	8/13/2000	219 770 68	228 578 84	(8 808 16)
1 100 00	VERITAS SOFTWARE CORP	COM	06/12/2001-09/12/2001	8/14/2000	65 683 31	67 229 10	(1 545 79)
1 100 00	VERITAS SOFTWARE CORP	COM	06/12/2001-09/12/2001	8/21/2000	145 549 88	147 804 02	(2 254 14)
4 500 00	VERITAS SOFTWARE CORP	COM	06/12/2001-09/12/2001	8/23/2000	131 895 60	147 904 02	(16 008 42)
3 800 00	VERITAS SOFTWARE CORP	COM	06/12/2001-09/12/2001	7/13/2000	585 105 18	605 051 90	(19 946 72)
2 800 00	VERITAS SOFTWARE CORP	COM	06/12/2001-09/12/2001	7/20/2000	438 360 35	512 807 96	(73 447 61)
1 800 00	VERITAS SOFTWARE CORP	COM	06/12/2001-09/12/2001	8/6/2000	325 151 88	389 826 78	(64 674 90)
1 000 00	VERITAS SOFTWARE CORP	COM	06/12/2001-09/12/2001	8/18/2000	207 211 84	254 187 30	(46 975 46)
1 000 00	VERITAS SOFTWARE CORP	COM	06/12/2001-09/12/2001	8/30/2000	113		

THE ROCKEFELLER FOUNDATION
 EMPLOYEE ID NO 13 165629
 GAIN AND LOSSES FOR TAX ON INVESTMENT INCOME
 FORM 990 PF 2000 PART IV

Par	Security Name	Security Description	Date Bought	Date Sold	Proceeds	Cost	Realized
1 700 00	VERITAS SOFTWARE CORP	COM	06/12/21-00/12/21	9/28/2000	248 475 10	243 259 48	5 215 64
1 700 00	VERITAS SOFTWARE CORP	COM	06/12/21-00/12/21	10/5/2000	234 326 64	246 521 25	(12 194 61)
800 00	VERITAS SOFTWARE CORP	COM	06/12/21-00/12/21	10/9/2000	111 048 29	118 010 00	(4 863 71)
1 700 00	VERITAS SOFTWARE CORP	COM	05/12/21-00/12/21	10/11/2000	234 463 21	245 465 73	(10 631 52)
900 00	VERITAS SOFTWARE CORP	COM	06/12/21-00/12/21	10/13/2000	121 890 97	129 321 54	(7 430 57)
5 100 00	VERITAS SOFTWARE CORP	COM	06/12/21-00/12/21	10/18/2000	608 678 31	685 130 26	(121 546 05)
800 00	VERITAS SOFTWARE CORP	COM	06/12/21-00/12/21	10/23/2000	129 445 68	89 275 04	40 170 64
2 800 00	VERITAS SOFTWARE CORP	COM	06/12/21-00/12/21	10/24/2000	382 370 34	290 034 48	102 335 86
1 700 00	VERITAS SOFTWARE CORP	COM	06/12/21-00/12/21	10/25/2000	244 154 36	188 422 50	55 731 86
900 00	VERITAS SOFTWARE CORP	COM	06/12/21-00/12/21	10/31/2000	124 814 58	119 137 50	5 677 08
3 400 00	VERITAS SOFTWARE CORP	COM	06/12/21-00/12/21	11/2/2000	509 106 50	378 082 50	133 024 00
800 00	VERITAS SOFTWARE CORP	COM	06/12/21-00/12/21	11/14/2000	95 821 85	124 563 36	(28 741 51)
200 00	VERITAS SOFTWARE CORP	COM	06/12/21-00/12/21	11/14/2000	23 736 70	31 148 34	(7 411 64)
500 00	VERITAS SOFTWARE CORP	COM	06/12/21-00/12/21	11/15/2000	81 341 70	77 870 85	10 529 15
800 00	VERITAS SOFTWARE CORP	COM	06/12/21-00/12/21	11/20/2000	91 298 05	123 426 68	(32 129 73)
600 00	VERITAS SOFTWARE CORP	COM	06/12/21-00/12/21	11/27/2000	63 038 81	81 895 00	(28 656 19)
1 500 00	VERITAS SOFTWARE CORP	COM	06/12/21-00/12/21	11/27/2000	159 405 23	216 267 50	(56 862 27)
1 800 00	VERITAS SOFTWARE CORP	COM	06/12/21-00/12/21	11/30/2000	183 449 49	178 831 34	16 161 85
8 500 00	VERITAS SOFTWARE CORP	COM	06/12/21-00/12/21	11/30/2000	908 704 55	1 098 289 38	(189 584 83)
2 600 00	VERITAS SOFTWARE CORP	COM	06/12/21-00/12/21	12/1/2000	300 108 75	274 986 32	31 122 43
700 00	VERITAS SOFTWARE CORP	COM	06/12/21-00/12/21	12/15/2000	88 548 15	84 430 22	15 682 07
600 00	VERITAS SOFTWARE CORP	COM	06/12/21-00/12/21	12/18/2000	50 789 86	72 368 78	(21 578 92)
600 00	VERITAS SOFTWARE CORP	COM	06/12/21-00/12/21	12/18/2000	58 863 00	72 368 78	(13 505 78)
300 00	VERITAS SOFTWARE CORP	COM	06/12/21-00/12/21	12/18/2000	30 261 49	38 184 38	(5 922 89)
700 00	VERITAS SOFTWARE CORP	COM	06/12/21-00/12/21	12/21/2000	58 506 29	84 430 22	(25 923 93)
700 00	VERITAS SOFTWARE CORP	COM	06/12/21-00/12/21	12/21/2000	58 857 41	84 430 22	(24 472 81)
5 400 00	VERISIGN INC	COM	06/12/21-00/12/21	2/1/2000	812 907 08	1 083 881 52	(170 874 45)
1 100 00	VERISIGN INC	COM	06/12/21-00/12/21	2/2/2000	188 080 73	220 790 68	(32 696 95)
4 300 00	VERISIGN INC	COM	06/12/21-00/12/21	2/10/2000	909 124 28	858 608 34	50 515 94
200 00	VERISIGN INC	COM	06/12/21-00/12/21	2/18/2000	45 308 48	45 000 00	308 48
1 100 00	VERISIGN INC	COM	06/12/21-00/12/21	2/17/2000	248 454 21	243 525 00	4 929 21
4 300 00	VERISIGN INC	COM	06/12/21-00/12/21	2/23/2000	1 011 822 11	1 029 822 88	7 796 15
3 200 00	VERISIGN INC	COM	06/12/21-00/12/21	2/24/2000	793 265 71	747 031 04	46 234 67
500 00	VERISIGN INC	COM	06/12/21-00/12/21	2/24/2000	150 594 98	140 088 32	10 506 66
1 800 00	VERISIGN INC	COM	06/12/21-00/12/21	2/25/2000	458 034 73	406 227 83	53 797 10
2 000 00	VERISIGN INC	COM	06/12/21-00/12/21	3/1/2000	506 283 05	508 837 50	1 645 55
900 00	VERISIGN INC	COM	06/12/21-00/12/21	3/2/2000	228 884 62	229 831 58	2 033 03
1 200 00	VERISIGN INC	COM	06/12/21-00/12/21	3/2/2000	297 590 08	300 642 08	(3 051 99)
5 000 00	VERISIGN INC	COM	06/12/21-00/12/21	3/3/2000	540 341 34	545 417 00	(4 935 66)
12 200 00	VERISIGN INC	COM	06/12/21-00/12/21	3/3/2000	1 286 292 78	1 210 454 86	25 837 92
2 200 00	VERISIGN INC	COM	06/12/21-00/12/21	3/8/2000	2 378 258 48	2 915 787 83	(537 529 35)
900 00	VERISIGN INC	COM	06/12/21-00/12/21	3/9/2000	450 828 06	481 098 32	(30 270 26)
3 000 00	VERISIGN INC	COM	06/12/21-00/12/21	3/17/2000	180 736 47	218 860 25	(38 123 78)
3 400 00	VERISIGN INC	COM	06/12/21-00/12/21	3/22/2000	552 750 47	722 887 50	(170 137 03)
4 100 00	VERISIGN INC	COM	06/12/21-00/12/21	3/24/2000	651 883 81	758 891 84	(106 20 83)
2 000 00	VERISIGN INC	COM	06/12/21-00/12/21	4/8/2000	609 700 82	855 576 18	(245 875 36)
2 000 00	VERISIGN INC	COM	06/12/21-00/12/21	4/7/2000	321 836 87	415 714 50	(93 877 63)
1 000 00	VERISIGN INC	COM	06/12/21-00/12/21	4/10/2000	355 988 13	407 285 00	(51 296 87)
4 100 00	VERISIGN INC	COM	06/12/21-00/12/21	4/12/2000	148 495 01	201 242 12	(51 4)
3 100 00	VERISIGN INC	COM	06/12/21-00/12/21	4/18/2000	525 013 32	823 265 24	(298 251 92)
8 100 00	VERISIGN INC	COM	06/12/21-00/12/21	4/25/2000	336 545 55	817 350 72	(280 805 17)
1 000 00	VERISIGN INC	COM	06/12/21-00/12/21	4/28/2000	835 184 03	1 196 572 03	(361 408 00)
2 000 00	VERISIGN INC	COM	06/12/21-00/12/21	5/2/2000	138 245 45	193 775 00	(59 529 55)
2 000 00	VERISIGN INC	COM	06/12/21-00/12/21	5/3/2000	240 991 06	381 550 00	(150 558 94)
2 100 00	VERISIGN INC	COM	06/12/21-00/12/21	5/1/2000	240 554 58	380 552 49	(149 997 91)
1 300 00	VERISIGN INC	COM	06/12/21-00/12/21	5/16/2000	284 278 02	408 208 45	(123 931 43)
2 000 00	VERISIGN INC	COM	06/12/21-00/12/21	5/18/2000	173 771 70	248 582 71	(74 811 01)
1 000 00	VERISIGN INC	COM	06/12/21-00/12/21	5/24/2000	213 492 88	379 918 60	(166 425 72)
5 900 00	VERISIGN INC	COM	06/12/21-00/12/21	5/25/2000	126 220 78	189 958 30	(63 737 51)
3 100 00	VERISIGN INC	COM	06/12/21-00/12/21	5/30/2000	783 032 77	1 098 326 08	(316 293 31)
18 200 00	VERISIGN INC	COM	06/12/21-00/12/21	5/31/2000	48 856 16	567 152 75	(518 296 59)
5 100 00	VERISIGN INC	COM	06/12/21-00/12/21	6/1/2000	2 412 018 58	2 831 895 80	(519 877 21)
2 000 00	VERISIGN INC	COM	06/12/21-00/12/21	6/2/2000	872 282 17	880 176 00	(13 913 83)
1 000 00	VERISIGN INC	COM	06/12/21-00/12/21	6/2/2000	355 988 13	347 520 00	8 468 13
1 000 00	VERISIGN INC	COM	06/12/21-00/12/21	6/2/2000	177 244 08	173 750 00	3 494 08
1 000 00	VERISIGN INC	COM	06/12/21-00/12/21	6/13/2000	181 781 50	179 166 70	17 375 20
1 000 00	VERISIGN INC	COM	06/12/21-00/12/21	6/14/2000	175 044 16	178 166 70	(4 122 54)
1 100 00	VERISIGN INC	COM	06/12/21-00/12/21	6/15/2000	181 356 45	187 083 37	15 726 92
6 500 00	VERISIGN INC	COM	06/12/21-00/12/21	6/20/2000	1 182 811 23	1 182 707 30	103 93
1 100 00	VERISIGN INC	COM	06/12/21-00/12/21	6/22/2000	190 293 85	195 388 77	(5 095 12)
1 100 00	VERISIGN INC	COM	06/12/21-00/12/21	7/7/2000	185 105 96	194 858 75	(9 752 79)
22 000 00	VERISIGN INC	COM	06/12/21-00/12/21	7/13/2000	4 082 438 58	3 834 181 78	228 257 83
3 700 00	VERISIGN INC	COM	06/12/21-00/12/21	7/20/2000	873 832 53	708 012 50	165 820 03
8 200 00	VERISIGN INC	COM	06/12/21-00/12/21	7/24/2000	1 507 414 79	1 500 211 85	7 203 14
1 400 00	VERISIGN INC	COM	06/12/21-00/12/21	7/24/2000	258 241 41	265 872 00	(7 630 59)
800 00	VERISIGN INC	COM	06/12/21-00/12/21	7/25/2000	145 386 15	138 256 00	7 130 15
1 900 00	VERISIGN INC	COM	06/12/21-00/12/21	7/25/2000	339 019 94	323 608 00	15 411 94
1 500 00	VERISIGN INC	COM	06/12/21-00/12/21	7/25/2000	263 803 70	256 182 00	7 621 70
1 000 00	VERISIGN INC	COM	06/12/21-00/12/21	7/25/2000	187 556 24	170 320 00	17 236 24
500 00	VERISIGN INC	COM	06/12/21-00/12/21	7/26/2000	87 028 34	84 570 00	2 458 34
1 000 00	VERISIGN INC	COM	06/12/21-00/12/21	8/3/2000	140 370 32	177 288 80	(36 918 48)
1 000 00	VERISIGN INC	COM	06/12/21-00/12/21	8/4/2000	158 841 06	177 288 80	(18 447 74)
300 00	VERISIGN INC	COM	06/12/21-00/12/21	8/15/2000	46 532 52	53 180 84	(6 648 12)
1 600 00	VERISIGN INC	COM	06/12/21-00/12/21	8/18/2000	253 802 57	282 785 70	(28 983 13)
900 00	VERISIGN INC	COM	06/12/21-00/12/21	8/22/2000	153 838 86	152 032 50	1 806 36
400 00	VERISIGN INC	COM	06/12/21-00/12/21	8/28/2000	72 842 57	70 014 00	2 828 57
3 800 00	VERISIGN INC	COM	06/12/21-00/12/21	8/30/2000	748 555 01	675 885 50	73 669 51
900 00	VERISIGN INC	COM	06/12/21-00/12/21	8/30/2000	177 008 78	151 942 50	25 066 28
2 900 00	VERISIGN INC	COM	06/12/21-00/12/21	8/31/2000	575 442 31	489 592 50	85 849 81
6 800 00	VERISIGN INC	COM	06/12/21-00/12/21	9/1/2000	1 256 883 10	1 180 067 09	76 816 01
4 700 00	VERISIGN INC	COM	06/12/21-00/12/21	8/6/2000	785 590 01	785 590 70	31 418 31
1 700 00	VERISIGN INC	COM	06/12/21-00/12/21	9/11/2000	288 861 58	290 751 62	(189 004)
800 00	VERISIGN INC	COM	06/12/21-00/12/21	9/13/2000	132 435 58	132 960 00	(524 42)
700 00	VERISIGN INC	COM	06/12/21-00/12/21	9/14/2000	125 033 33	116 340 00	8 693 33
3 700 00	VERISIGN INC	COM	06/12/21-00/12/21	9/14/2000	656 697 19	586 231 58	68 465 60
2 400 00	VERISIGN INC	COM	06/12/21-00/12/21	9/15/2000	426 105 78	381 637 07	44 468 71
2 500 00	VERISIGN INC	COM	06/12/21-00/12/21	9/18/2000	464 186 77	433 002 61	31 184 16
3 500 00	VERISIGN INC	COM	06/12/21-00/12/21	9/20/2000	866 073 13	547 185 00	120 878 13
3 400 00	VERISIGN INC	COM	06/12/21-00/12/21	9/22/2000	862 195 92	559 036 25	103 159 67
3 400 00	VERISIGN INC	COM	06/12/21-00/12/21	9/25/2000	872 812 02	504 747 50	188 064 52
3 400 00	VERISIGN INC	COM	06/12/21-00/12/21	9/28/2000	705 207 21	846 648 04	(141 440 83)
1 700 00	VERISIGN INC	COM	06/12/21-00/12/21	9/29/2000	348 584 02	251 020 84	97 563 18
1 700 00	VERISIGN INC	COM	06/12/21-00/12/21	10/5/2000	325 868 88	328 888 48	(14 019 60)
3 400 00	VERISIGN INC	COM	06/12/21-00/12/21	10/11/2000	557 793 90	845 163 77	(287 369 87)
6 700 00	VERISIGN INC	COM	06/12/21-00/12/21	10/13/2000	1 052 490 87	1 090 178 54	(37 687 67)
4 200 00	VERISIGN INC	COM	06/12/21-00/12/21	10/18/2000	648 891 05	670 431 29	(21 540 24)
1 700 00	VERISIGN INC	COM	06/12/21-00/12/21	10/18/2000	286 358 87	245 147 14	41 211 73
3 400 00	VERISIGN INC	COM	06/12/21-00/12/21	10/31/2000	448 739 48	618 352 50	(169 613 02)
1 700 00	VERISIGN INC						

THE ROCKEFELLER FOUNDATION
 EMPLOYEE ID NO 13-165629
 GAIN AND LOSSES FOR TAX ON INVESTMENT INCOME
 FORM 990 PF 2000 PART IV

Par	Security Name	Security Description	Date Bought	Date Sold	Proceeds	Cost	Realized
7 000 00	VERISIGN INC	COM	06/12/21-00/12/21	11/17/2000	76 209 85	100 231 25	(24 021 30)
2 000 00	VERISIGN INC	COM	06/12/21-00/12/21	11/17/2000	308 121 04	407 176 83	(101 055 79)
3 500 00	VERISIGN INC	COM	06/12/21-00/12/21	11/17/2000	394 944 33	478 800 89	(83 856 56)
1 100 00	VERISIGN INC	COM	06/12/21-00/12/21	11/20/2000	98 858 20	148 170 34	(50 311 14)
1 800 00	VERISIGN INC	COM	06/12/21-00/12/21	11/20/2000	155 872 81	244 095 92	(88 223 11)
400	VERISIGN INC	COM	06/12/21-00/12/21	12/5/2000	36 798 77	52 083 44	(15 284 67)
6 600	VERISIGN INC	COM	06/12/21-00/12/21	12/5/2000	667 757 16	863 183 56	(195 426 40)
1 500	VERISIGN INC	COM	06/12/21-00/12/21	12/7/2000	81 572 84	77 891 28	(18 318 34)
600	VERISIGN INC	COM	06/12/21-00/12/21	12/11/2000	174 426 78	195 300 46	(20 878 68)
1 500	VERISIGN INC	COM	06/12/21-00/12/21	12/18/2000	142 485 25	194 859 45	(52 364 20)
1 500	VERISIGN INC	COM	06/12/21-00/12/21	12/18/2000	84 572 84	90 750 08	(6 177 24)
700	VERISIGN INC	COM	06/12/21-00/12/21	12/21/2000	89 338 30	180 227 82	(90 889 52)
1 400	VERISIGN INC	COM	06/12/21-00/12/21	12/27/2000	184 722 07	293 298 98	(108 576 97)
2 300	VERISIGN INC	COM	06/12/21-00/12/21	12/29/2000	254 378 12	433 021 86	(178 643 74)
3 400	VERISIGN INC	COM	06/12/21-00/12/21	1/12/2001	77 284 92	102 875 67	(25 590 75)
800 00	VIANT CORP	COM	06/12/21-00/12/21	1/24/2001	104 708 50	114 308 30	(9 599 80)
1 000 00	VIANT CORP	COM	06/12/21-00/12/21	2/4/2001	1 021 915 04	895 891 48	26 223 56
9 100 00	VIANT CORP	COM	06/12/21-00/12/21	2/18/2001	21 189 29	22 302 00	(1 112 711)
200 00	VIANT CORP	COM	06/12/21-00/12/21	2/22/2001	215 784 55	266 882 21	(50 907 56)
1 200 00	VIANT CORP	COM	06/12/21-00/12/21	2/23/2001	102 590 58	125 840 00	(23 249 42)
700 00	VIANT CORP	COM	06/12/21-00/12/21	2/25/2001	26 553 38	36 451 84	(9 898 58)
1 100 00	VIANT CORP	COM	06/12/21-00/12/21	3/1/2001	44 038 78	57 281 62	(13 242 84)
3 100 00	VIANT CORP	COM	06/12/21-00/12/21	3/3/2001	120 456 71	161 154 13	(40 697 42)
3 400 00	VIANT CORP	COM	06/12/21-00/12/21	3/7/2001	134 295 52	175 878 11	(41 582 59)
6 200 00	VIANT CORP	COM	06/12/21-00/12/21	3/8/2001	247 417 01	312 143 29	(64 726 28)
2 000 00	VIANT CORP	COM	06/12/21-00/12/21	3/14/2001	82 272 25	98 950 00	(16 677 75)
800 00	VIANT CORP	COM	06/12/21-00/12/21	3/17/2001	29 824 04	38 580 00	(8 755 96)
8 900 00	VIANT CORP	COM	06/12/21-00/12/21	3/22/2001	275 990 80	340 837 04	(64 846 24)
1 100 00	VIANT CORP	COM	06/12/21-00/12/21	3/23/2001	35 730 32	54 252 94	(18 522 62)
2 100 00	VIANT CORP	COM	06/12/21-00/12/21	4/5/2001	66 278 04	103 573 78	(37 295 74)
900 00	VIANT CORP	COM	06/12/21-00/12/21	4/7/2001	29 586 51	44 387 93	(14 801 42)
5 400 00	VIANT CORP	COM	06/12/21-00/12/21	4/11/2001	158 700 70	264 664 29	(105 963 59)
2 500 00	VIANT CORP	COM	06/12/21-00/12/21	4/13/2001	60 206 24	120 639 63	(60 433 39)
1 900 00	VIANT CORP	COM	06/12/21-00/12/21	4/25/2001	51 045 67	91 686 11	(40 640 44)
3 000 00	VIANT CORP	COM	06/12/21-00/12/21	4/27/2001	75 184 99	144 357 43	(69 172 44)
1 000 00	VIANT CORP	COM	06/12/21-00/12/21	5/2/2001	26 398 12	48 081 60	(21 683 68)
1 800 00	VIANT CORP	COM	06/12/21-00/12/21	5/3/2001	42 073 59	88 565 24	(46 491 65)
11 100 00	VIANT CORP	COM	06/12/21-00/12/21	5/16/2001	758 371 43	533 420 78	224 950 65
2 800 00	VIANT CORP	COM	06/12/21-00/12/21	5/17/2001	64 047 66	134 068 18	(70 020 52)
1 200 00	VIANT CORP	COM	06/12/21-00/12/21	5/22/2001	23 089 23	57 307 50	(34 218 27)
1 000 00	VIANT CORP	COM	06/12/21-00/12/21	5/23/2001	21 124 29	47 831 25	(26 706 96)
1 000 00	VIANT CORP	COM	06/12/21-00/12/21	5/26/2001	19 811 83	47 883 75	(28 071 92)
2 100 00	VIANT CORP	COM	06/12/21-00/12/21	6/1/2001	48 508 38	99 473 28	(50 964 90)
7 000 00	VIANT CORP	COM	06/12/21-00/12/21	6/7/2001	180 993 53	330 940 58	(149 947 05)
100	VIANT CORP	COM	06/12/21-00/12/21	6/13/2001	3 136 93	4 693 75	(1 556 82)
2 800 00	VIANT CORP	COM	06/12/21-00/12/21	6/17/2001	87 847 07	131 225 00	(43 377 93)
5 200 00	VIANT CORP	COM	06/12/21-00/12/21	6/13/2001	169 096 30	241 127 99	(72 031 69)
1 000 00	VIANT CORP	COM	06/12/21-00/12/21	6/14/2001	34 373 85	46 313 15	(11 939 30)
6 500 00	VIANT CORP	COM	06/12/21-00/12/21	6/15/2001	218 988 75	284 908 20	(65 919 45)
14 100 00	VIANT CORP	COM	06/12/21-00/12/21	6/16/2001	477 568 00	617 236 65	(139 668 65)
3 200 00	VIANT CORP	COM	06/12/21-00/12/21	6/18/2001	107 689 84	138 782 25	(30 892 41)
1 100 00	VIANT CORP	COM	06/12/21-00/12/21	6/21/2001	36 848 77	47 568 37	(10 719 60)
1 100 00	VIANT CORP	COM	06/12/21-00/12/21	6/22/2001	36 848 77	47 568 37	(10 719 60)
2 100 00	VIANT CORP	COM	06/12/21-00/12/21	6/27/2001	51 474 63	90 869 83	(39 395 20)
1 100 00	VIANT CORP	COM	06/12/21-00/12/21	6/27/2001	27 829 07	47 588 37	(19 759 30)
3 200 00	VIANT CORP	COM	06/12/21-00/12/21	6/28/2001	85 677 14	138 488 00	(52 810 86)
12 600 00	VIANT CORP	COM	06/12/21-00/12/21	6/29/2001	346 732 88	529 076 47	(182 343 59)
1 300 00	VIANT CORP	COM	06/12/21-00/12/21	6/30/2001	40 379 80	33 475 00	6 904 80
16 400 00	VIANT CORP	COM	06/12/21-00/12/21	6/30/2001	506 684 08	562 982 57	(56 298 49)
3 300 00	VIANT CORP	COM	06/12/21-00/12/21	7/3/2001	92 478 41	62 065 65	30 412 76
5 400 00	VIANT CORP	COM	06/12/21-00/12/21	7/5/2001	148 927 03	119 398 33	29 528 70
2 200 00	VIGNETTE CORP	COM	06/12/21-00/12/21	1/3/2000	406 878 43	342 387 10	64 491 33
4 300 00	VIGNETTE CORP	COM	06/12/21-00/12/21	1/10/2000	811 195 04	705 569 43	105 625 61
4 100 00	VIGNETTE CORP	COM	06/12/21-00/12/21	1/11/2000	832 741 28	617 187 80	215 553 48
2 100 00	VIGNETTE CORP	COM	06/12/21-00/12/21	1/12/2000	417 858 82	300 819 26	117 040 56
2 400 00	VIGNETTE CORP	COM	06/12/21-00/12/21	1/14/2000	480 747 85	338 964 80	141 782 85
400 00	VIGNETTE CORP	COM	06/12/21-00/12/21	1/16/2000	78 987 33	56 660 80	22 326 53
1 500 00	VIGNETTE CORP	COM	06/12/21-00/12/21	1/19/2000	296 843 00	212 478 00	84 365 00
6 500 00	VIGNETTE CORP	COM	06/12/21-00/12/21	1/21/2000	1 389 734 82	908 071 78	481 663 04
2 100 00	VIGNETTE CORP	COM	06/12/21-00/12/21	1/24/2000	478 418 55	291 007 50	187 411 05
2 100 00	VIGNETTE CORP	COM	06/12/21-00/12/21	1/24/2000	498 255 89	300 153 37	198 102 52
1 100 00	VIGNETTE CORP	COM	06/12/21-00/12/21	1/25/2000	433 150 04	282 012 57	151 137 47
5 400 00	VIGNETTE CORP	COM	06/12/21-00/12/21	2/7/2000	223 747 54	256 863 75	(33 076 21)
4 300 00	VIGNETTE CORP	COM	06/12/21-00/12/21	2/7/2000	1 093 463 55	1 250 737 50	(157 273 95)
3 800 00	VITESSE SEMICONDUCTOR CORP	COM	06/12/21-00/12/21	2/17/2000	864 728 26	553 769 25	310 959 01
3 400 00	VITESSE SEMICONDUCTOR CORP	COM	06/12/21-00/12/21	8/2/2000	350 673 67	323 348 48	27 325 19
800 00	VITESSE SEMICONDUCTOR CORP	COM	06/12/21-00/12/21	9/27/2000	282 841 11	303 768 82	(20 927 71)
6 800 00	VITESSE SEMICONDUCTOR CORP	COM	06/12/21-00/12/21	10/6/2000	70 437 85	71 728 00	(1 290 15)
8 500 00	VITESSE SEMICONDUCTOR CORP	COM	06/12/21-00/12/21	10/25/2000	401 480 36	620 781 25	(219 300 89)
4 900 00	VITESSE SEMICONDUCTOR CORP	COM	06/12/21-00/12/21	10/26/2000	481 908 94	757 725 93	(275 816 99)
800 00	VITESSE SEMICONDUCTOR CORP	COM	06/12/21-00/12/21	11/7/2000	353 890 32	434 194 16	(80 303 84)
12 800 00	VITESSE SEMICONDUCTOR CORP	COM	06/12/21-00/12/21	11/10/2000	46 688 37	70 795 00	(24 106 63)
1 600 00	VITESSE SEMICONDUCTOR CORP	COM	06/12/21-00/12/21	11/13/2000	793 427 83	1 117 727 44	(324 299 61)
2 800 00	VITESSE SEMICONDUCTOR CORP	COM	06/12/21-00/12/21	11/14/2000	106 316 45	133 746 85	(27 430 40)
2 800 00	VITESSE SEMICONDUCTOR CORP	COM	06/12/21-00/12/21	11/28/2000	145 078 84	221 046 78	(75 967 94)
7 800 00	VITESSE SEMICONDUCTOR CORP	COM	06/12/21-00/12/21	11/30/2000	118 783 84	218 309 42	(99 525 58)
5 700	VITESSE SEMICONDUCTOR CORP	COM	06/12/21-00/12/21	12/4/2000	295 976 88	426 573 00	(130 596 12)
8 400	VITESSE SEMICONDUCTOR CORP	COM	06/12/21-00/12/21	12/5/2000	452 928 88	552 173 98	(99 245 10)
1 000 00	VITRIA TECHNOLOGY INC	COM	06/12/21-00/12/21	2/22/2000	177 494 08	187 255 00	(9 760 92)
1 500 00	VITRIA TECHNOLOGY INC	COM	06/12/21-00/12/21	2/24/2000	247 385 30	265 032 50	(18 647 20)
1 000 00	VITRIA TECHNOLOGY INC	COM	06/12/21-00/12/21	3/1/2000	189 368 68	201 543 25	(12 174 57)
1 000 00	VITRIA TECHNOLOGY INC	COM	06/12/21-00/12/21	3/3/2000	171 494 28	181 370 00	(9 875 72)
700 00	VITRIA TECHNOLOGY INC	COM	06/12/21-00/12/21	3/17/2000	86 958 20	138 722 50	(51 764 30)
2 300 00	VITRIA TECHNOLOGY INC	COM	06/12/21-00/12/21	3/28/2000	265 449 50	426 427 50	(160 978 00)
1 100 00	VITRIA TECHNOLOGY INC	COM	06/12/21-00/12/21	4/6/2000	50 460 81	100 540 00	(50 079 19)
900 00	VITRIA TECHNOLOGY INC	COM	06/12/21-00/12/21	4/7/2000	36 752 52	82 290 00	(45 537 48)
1 000 00	VITRIA TECHNOLOGY INC	COM	06/12/21-00/12/21	4/13/2000	29 748 00	81 400 00	(51 651 00)
3 800 00	VITRIA TECHNOLOGY INC	COM	06/12/21-00/12/21	5/1/2000	145 720 26	312 500 82	(166 780 56)
500 00	VITRIA TECHNOLOGY INC	COM	06/12/21-00/12/21	5/18/2000	17 405 68	40 990 95	(23 585 27)
480 00	VITRIA TECHNOLOGY INC	COM	06/12/21-00/12/21	5/23/2000	14 074 53	32 782 78	(18 708 25)
1 000 00	VITRIA TECHNOLOGY INC	COM	06/12/21-00/12/21	6/1/2000	36 581 21	81 861 80	(45 280 59)
8 100 00	VITRIA TECHNOLOGY INC	COM	06/12/21-00/12/21	6/2/2000	208 811 74	472 826 71	(264 014 97)
1 000 00	VITRIA TECHNOLOGY INC	COM	06/12/21-00/12/21	6/5/2000	44 486 51	81 585 54	(37 099 03)
1 000 00	VITRIA TECHNOLOGY INC	COM	06/12/21-00/12/21	6/7/2000	43 061 06	61 460 10	(18 399 04)
1 000 00	VITRIA TECHNOLOGY INC	COM	06/12/21-00/12/21	6/8/2000	43 866 53	60 888 06	(17 021 53)
2 200 00	VITRIA TECHNOLOGY INC	COM	06/12/21-00/12/21	6/14/2000	97 071 78	132 000 00	(34 928 22)
3 400 00	VITRIA TECHNOLOGY INC	COM	06/12/21-00/12/21	6/14/2000	153 533 78	204 000 00	(50 466 22)
15 100 00	VITRIA TECHNOLOGY INC	COM	06/12/21-00/12/21	6/23/2000	706 574 80	899 823 37	(193 248 57)
4 300 00	VITRIA TECHNOLOGY INC	COM	06/12/21-00/12/21	7			

THE ROCKEFELLER FOUNDATION
EMPLOYEE ID NO 13-185629
GAIN AND LOSSES FOR TAX ON INVESTMENT INCOME
FORM 990 PF 2000 PART IV

Par	Security Name	Security Description	Date Bought	Date Sold	Proceeds	Cost	Realized
1 800 00	VITRIA TECHNOLOGY INC	COM	06/12/01-0012/01	7/14/2000	123 295 89	91 792 50	31 503 39
800 00	VITRIA TECHNOLOGY INC	COM	06/12/01-0012/01	7/20/2000	48 798 44	51 080 00	(4 281 56)
300 00	VITRIA TECHNOLOGY INC	COM	06/12/01-0012/01	8/16/2000	10 537 14	17 275 00	(6 737 86)
2 800 00	VITRIA TECHNOLOGY INC	COM	06/12/01-0012/01	8/21/2000	114 908 66	147 877 84	(32 969 18)
1 000 00	VITRIA TECHNOLOGY INC	COM	06/12/01-0012/01	8/22/2000	40 996 63	49 892 20	(8 895 57)
4 800 00	VITRIA TECHNOLOGY INC	COM	06/12/01-0012/01	8/31/2000	212 992 90	234 886 27	(21 893 37)
3 100 00	VITRIA TECHNOLOGY INC	COM	06/12/01-0012/01	8/6/2000	141 432 78	145 078 18	(3 645 40)
8 500 00	VITRIA TECHNOLOGY INC	COM	06/12/01-0012/01	10/2/2000	382 361 00	412 305 41	(29 924 41)
5 100 00	VITRIA TECHNOLOGY INC	COM	06/12/01-0012/01	10/3/2000	196 980 93	213 982 38	(16 981 45)
3 400 00	VITRIA TECHNOLOGY INC	COM	06/12/01-0012/01	10/4/2000	131 427 03	131 060 00	337 03
1 300 00	VITRIA TECHNOLOGY INC	COM	06/12/01-0012/01	10/17/2000	38 998 70	48 100 22	(9 101 52)
3 400 00	VITRIA TECHNOLOGY INC	COM	06/12/01-0012/01	10/18/2000	86 378 54	124 550 39	(38 171 85)
5 100 00	VITRIA TECHNOLOGY INC	COM	06/12/01-0012/01	10/18/2000	129 429 60	184 478 17	(55 048 57)
8 200 00	VITRIA TECHNOLOGY INC	COM	06/12/01-0012/01	10/19/2000	183 742 11	156 358 59	7 383 52
4 300 00	VITRIA TECHNOLOGY INC	COM	06/12/01-0012/01	10/19/2000	112 495 00	145 749 80	(33 254 80)
5 200 00	VITRIA TECHNOLOGY INC	COM	06/12/01-0012/01	10/19/2000	137 732 48	185 518 57	(47 786 09)
1 100 00	WEBMETHODS INC	COM	06/12/01-0012/01	2/11/2000	219 992 85	38 500 00	181 492 85
200 00	WHITMAN HART INC	COM	06/12/01-0012/01	1/12/2000	8 489 68	16 028 44	(6 538 76)
4 300 00	WHITMAN HART INC	COM	06/12/01-0012/01	1/26/2000	199 587 09	326 482 78	(126 895 69)
8 800 00	WHITMAN HART INC	COM	06/12/01-0012/01	1/27/2000	338 741 86	627 289 15	(288 547 29)
1 100 00	WHITMAN HART INC	COM	06/12/01-0012/01	1/28/2000	40 973 63	80 734 66	(39 761 03)
8 800 00	WHITMAN HART INC	COM	06/12/01-0012/01	1/31/2000	299 880 80	641 877 28	(341 996 48)
8 200 00	WHITMAN HART INC	COM	06/12/01-0012/01	2/1/2000	228 056 29	441 750 00	(213 693 71)
14 000 00	WHITMAN HART INC	COM	06/12/01-0012/01	2/2/2000	558 567 38	897 500 00	(338 932 62)
8 800 00	WHITMAN HART INC	COM	06/12/01-0012/01	2/3/2000	366 562 78	619 884 08	(253 321 30)
800 00	WHITMAN HART INC	COM	06/12/01-0012/01	2/4/2000	32 768 90	57 000 00	(24 231 10)
1 300 00	WHITMAN HART INC	COM	06/12/01-0012/01	2/7/2000	48 748 37	82 825 00	(34 076 63)
2 200 00	WHITMAN HART INC	COM	06/12/01-0012/01	2/8/2000	85 137 16	156 750 00	(71 612 84)
2 000 00	WHITMAN HART INC	COM	06/12/01-0012/01	2/22/2000	68 147 72	142 500 00	(74 352 28)
900 00	XILINA INC	COM	06/12/01-0012/01	7/29/2000	82 499 17	82 715 87	(216 50)
1 000 00	XILINA INC	COM	06/12/01-0012/01	7/21/2000	78 497 38	91 808 30	(13 310 92)
3 800 00	XILINA INC	COM	06/12/01-0012/01	8/2/2000	288 850 43	349 243 94	(60 393 51)
2 000 00	XILINA INC	COM	06/12/01-0012/01	8/9/2000	154 853 23	183 812 60	(28 959 37)
900 00	XILINA INC	COM	06/12/01-0012/01	8/9/2000	71 286 37	79 732 89	(8 446 52)
900 00	XILINA INC	COM	06/12/01-0012/01	8/16/2000	75 822 47	78 241 50	(2 419 03)
3 300 00	XILINA INC	COM	06/12/01-0012/01	8/7/2000	277 273 25	299 258 75	(21 985 50)
8 500 00	XILINA INC	COM	06/12/01-0012/01	10/4/2000	762 318 33	742 115 50	20 202 83
3 400 00	XILINA INC	COM	06/12/01-0012/01	10/6/2000	139 182 86	143 850 00	(4 667 14)
8 800 00	XILINA INC	COM	06/12/01-0012/01	10/6/2000	291 598 75	283 313 50	8 285 25
3 800 00	XILINA INC	COM	06/12/01-0012/01	10/9/2000	540 497 56	508 405 15	32 092 41
27 100 00	XILINA INC	COM	06/12/01-0012/01	10/9/2000	287 338 22	361 339 44	(74 001 22)
3 000 00	GEMSTAR INTL GROUP LTD	COM	06/12/01-0012/01	10/10/2000	1 335 719 25	1 824 144 00	(488 424 75)
3 000 00	GEMSTAR INTL GROUP LTD	COM	06/12/01-0012/01	5/2/2000	131 245 82	283 791 40	(152 545 58)
5 000 00	GEMSTAR INTL GROUP LTD	COM	06/12/01-0012/01	5/3/2000	116 990 10	283 029 15	(166 039 05)
3 800 00	GEMSTAR INTL GROUP LTD	COM	06/12/01-0012/01	5/18/2000	256 241 45	471 506 12	(215 264 67)
2 000 00	GEMSTAR INTL GROUP LTD	COM	06/12/01-0012/01	5/17/2000	175 719 14	337 548 84	(161 829 70)
1 000 00	GEMSTAR INTL GROUP LTD	COM	06/12/01-0012/01	5/18/2000	81 371 95	186 072 52	(104 700 57)
2 000 00	GEMSTAR INTL GROUP LTD	COM	06/12/01-0012/01	5/23/2000	41 098 63	92 286 25	(51 187 62)
3 000 00	GEMSTAR INTL GROUP LTD	COM	06/12/01-0012/01	5/30/2000	72 247 50	179 029 42	(106 781 92)
9 100 00	GEMSTAR INTL GROUP LTD	COM	06/12/01-0012/01	5/31/2000	132 065 49	258 468 90	(126 403 41)
23 400 00	GEMSTAR INTL GROUP LTD	COM	06/12/01-0012/01	8/1/2000	459 778 24	763 320 15	(303 541 91)
5 100 00	GEMSTAR INTL GROUP LTD	COM	06/12/01-0012/01	8/1/2000	1 118 648 85	1 376 187 43	(257 538 58)
1 800 00	MARVELL TECHNOLOGY GROUP LTD	SHS	06/12/01-0012/01	8/2/2000	273 824 61	198 737 50	74 087 11
900 00	MARVELL TECHNOLOGY GROUP LTD	SHS	06/12/01-0012/01	8/27/2000	90 021 95	24 000 00	66 021 95
200 00	MARVELL TECHNOLOGY GROUP LTD	SHS	06/12/01-0012/01	8/27/2000	50 342 07	13 500 00	36 842 07
7 200	CHECK POINT SOFTWARE	SHS	06/12/01-0012/01	6/28/2000	10 617 64	3 000 00	7 617 64
2 100 00	FLEXTRONICS INTERNATIONAL	COM	06/12/01-0012/01	12/26/2000	208 731 78	274 150 92	(65 419 14)
2 000 00	FLEXTRONICS INTERNATIONAL	COM	06/12/01-0012/01	1/4/2000	88 774 54	84 737 50	4 037 04
3 000 00	FLEXTRONICS INTERNATIONAL	COM	06/12/01-0012/01	1/5/2000	89 087 03	86 589 83	2 497 20
15 100 00	FLEXTRONICS INTERNATIONAL	COM	06/12/01-0012/01	1/6/2000	122 138 87	128 022 90	(5 884 03)
8 400 00	FLEXTRONICS INTERNATIONAL	COM	06/12/01-0012/01	1/7/2000	607 076 77	449 786 30	157 290 47
1 200 00	FLEXTRONICS INTERNATIONAL	COM	06/12/01-0012/01	1/10/2000	283 390 87	120 925 00	162 465 87
1 200 00	FLEXTRONICS INTERNATIONAL	COM	06/12/01-0012/01	1/11/2000	55 498 15	27 865 00	27 633 15
4 300 00	FLEXTRONICS INTERNATIONAL	COM	06/12/01-0012/01	1/12/2000	192 687 37	81 128 19	111 559 18
4 300 00	FLEXTRONICS INTERNATIONAL	COM	06/12/01-0012/01	1/13/2000	189 260 77	89 926 36	99 334 41
3 200 00	FLEXTRONICS INTERNATIONAL	COM	06/12/01-0012/01	1/14/2000	142 795 24	60 005 35	82 789 89
1 100 00	FLEXTRONICS INTERNATIONAL	COM	06/12/01-0012/01	1/18/2000	50 460 61	20 824 56	29 636 05
2 000 00	FLEXTRONICS INTERNATIONAL	COM	06/12/01-0012/01	1/20/2000	95 371 82	37 499 20	57 872 62
3 200 00	FLEXTRONICS INTERNATIONAL	COM	06/12/01-0012/01	1/21/2000	171 034 29	59 568 39	111 465 90
4 300 00	FLEXTRONICS INTERNATIONAL	COM	06/12/01-0012/01	1/24/2000	242 578 99	79 818 75	162 760 24
12 800 00	FLEXTRONICS INTERNATIONAL	COM	06/12/01-0012/01	1/25/2000	745 218 47	238 817 50	506 400 97
4 300 00	FLEXTRONICS INTERNATIONAL	COM	06/12/01-0012/01	1/26/2000	243 412 30	79 336 76	164 075 54
4 300 00	FLEXTRONICS INTERNATIONAL	COM	06/12/01-0012/01	1/27/2000	178 327 56	58 704 31	119 623 25
4 300 00	FLEXTRONICS INTERNATIONAL	COM	06/12/01-0012/01	1/28/2000	222 758 66	78 880 00	144 068 66
3 300 00	FLEXTRONICS INTERNATIONAL	COM	06/12/01-0012/01	2/1/2000	184 031 82	60 380 00	123 651 82
3 200 00	FLEXTRONICS INTERNATIONAL	COM	06/12/01-0012/01	2/2/2000	185 527 82	58 429 63	127 098 19
3 200 00	FLEXTRONICS INTERNATIONAL	COM	06/12/01-0012/01	2/3/2000	172 394 25	54 204 08	118 190 17
1 100 00	FLEXTRONICS INTERNATIONAL	COM	06/12/01-0012/01	2/4/2000	82 147 82	18 881 50	63 266 32
2 500 00	FLEXTRONICS INTERNATIONAL	COM	06/12/01-0012/01	2/14/2000	139 097 86	140 085 75	(7 087 89)
200 00	FLEXTRONICS INTERNATIONAL	COM	06/12/01-0012/01	2/17/2000	11 148 62	11 687 08	(538 46)
5 400 00	FLEXTRONICS INTERNATIONAL	COM	06/12/01-0012/01	2/24/2000	348 274 89	318 508 18	31 766 71
4 600 00	FLEXTRONICS INTERNATIONAL	COM	06/12/01-0012/01	2/28/2000	277 888 07	278 849 48	(961 41)
1 000 00	FLEXTRONICS INTERNATIONAL	COM	06/12/01-0012/01	3/1/2000	80 997 98	81 500 00	(502 04)
3 100 00	FLEXTRONICS INTERNATIONAL	COM	06/12/01-0012/01	3/3/2000	205 948 38	195 044 87	10 903 51
900 00	FLEXTRONICS INTERNATIONAL	COM	06/12/01-0012/01	3/8/2000	54 498 05	81 733 54	(27 235 49)
1 100 00	FLEXTRONICS INTERNATIONAL	COM	06/12/01-0012/01	3/9/2000	72 735 07	75 448 68	(2 713 61)
1 000 00	FLEXTRONICS INTERNATIONAL	COM	06/12/01-0012/01	3/10/2000	71 147 82	84 818 57	(13 670 75)
500 00	FLEXTRONICS INTERNATIONAL	COM	06/12/01-0012/01	3/17/2000	31 896 83	34 782 50	(2 885 67)
2 000 00	FLEXTRONICS INTERNATIONAL	COM	06/12/01-0012/01	3/21/2000	131 895 80	129 147 28	2 748 52
800 00	FLEXTRONICS INTERNATIONAL	COM	06/12/01-0012/01	3/31/2000	41 518 61	43 385 00	(1 866 39)
1 100 00	FLEXTRONICS INTERNATIONAL	COM	06/12/01-0012/01	4/4/2000	89 847 87	79 156 48	10 691 39
2 100 00	FLEXTRONICS INTERNATIONAL	COM	06/12/01-0012/01	4/6/2000	132 804 06	147 471 71	(14 667 65)
3 000 00	FLEXTRONICS INTERNATIONAL	COM	06/12/01-0012/01	4/7/2000	190 806 23	195 562 86	(4 756 63)
1 000 00	FLEXTRONICS INTERNATIONAL	COM	06/12/01-0012/01	4/10/2000	61 622 94	61 224 22	398 72
4 100 00	FLEXTRONICS INTERNATIONAL	COM	06/12/01-0012/01	4/25/2000	270 078 49	283 032 04	(12 953 55)
1 000 00	FLEXTRONICS INTERNATIONAL	COM	06/12/01-0012/01	5/3/2000	61 529 24	70 218 80	(8 689 56)
2 000 00	FLEXTRONICS INTERNATIONAL	COM	06/12/01-0012/01	5/18/2000	112 498 25	140 437 60	(27 939 35)
400 00	FLEXTRONICS INTERNATIONAL	COM	06/12/01-0012/01	5/18/2000	21 599 28	28 087 52	(6 488 24)
1 000 00	FLEXTRONICS INTERNATIONAL	COM	06/12/01-0012/01	5/23/2000	51 873 27	89 788 80	(37 915 53)
4 100 00	FLEXTRONICS INTERNATIONAL	COM	06/12/01-0012/01	5/25/2000	218 117 72	278 021 96	(59 904 24)
2 000 00	FLEXTRONICS INTERNATIONAL	COM	06/12/01-0012/01	5/26/2000	89 834 26	120 874 96	(31 040 70)
8 100 00	FLEXTRONICS INTERNATIONAL	COM	06/12/01-0012/01	5/30/2000	305 930 42	467 351 99	(161 421 57)
6 100 00	FLEXTRONICS INTERNATIONAL	COM	06/12/01-0012/01	5/31/2000	347 847 00	413 480 72	(65 633 72)
7 100 00	FLEXTRONICS INTERNATIONAL	COM	06/12/01-0012/01	6/1/2000	400 883 16	345 377 58	55 505 58
500 00	FLEXTRONICS INTERNATIONAL	COM	06/12/01-0012/01	6/13/2000	32 586 41	141 335 00	(108 748 59)
2 200 00	FLEXTRONICS INTERNATIONAL	COM	06/12/01-0012/01	7/7/2000	155 782 30	33 328 13	122 454 17
13 000 00	FLEXTRONICS INTERNATIONAL	COM	06/12/01-0012/01	7/13/2000	1 002 286 59	182 475 06	819 811 53
19 000 00	FLEXTRONICS INTERNATIONAL	COM	06/12/01-0012/01	7/14/2000	1 586 618 11	1 389 727 31	196 890 80
3 800 00	FLEXTRONICS INTERNATIONAL	COM	06/12/01-0012/01	7/17/2000	329 051 53	279 113 00	50 938 53
1 800 00	F						

THE ROCKEFELLER FOUNDATION
EMPLOYEE ID NO 13 165629
GAIN AND LOSSES FOR TAX ON INVESTMENT INCOME
FORM 990 PF 2000 PART IV

Per	Security Name	Security Description	Date Bought	Date Sold	Proceeds	Cost	Realized
1 700 00	FLEXTRONICS INTERNATIONAL	COM	88/12/31-00/12/31	7/20/2000	136 245 16	120 775 00	15 470 18
6 700 00	FLEXTRONICS INTERNATIONAL	COM	88/12/31-00/12/31	7/25/2000	556 440 57	481 318 98	75 123 99
1 800 00	FLEXTRONICS INTERNATIONAL	COM	88/12/31-00/12/31	7/26/2000	151 878 18	132 485 48	19 396 70
1 800 00	FLEXTRONICS INTERNATIONAL	COM	88/12/31-00/12/31	7/28/2000	133 233 06	132 485 48	747 57
2 000 00	FLEXTRONICS INTERNATIONAL	COM	88/12/31-00/12/31	7/31/2000	139 151 56	139 458 40	(306 84)
1 000 00	FLEXTRONICS INTERNATIONAL	COM	88/12/31-00/12/31	8/4/2000	73 085 06	72 526 80	558 26
900 00	FLEXTRONICS INTERNATIONAL	COM	88/12/31-00/12/31	8/1/2000	74 388 16	75 886 00	(1 567 81)
7 400 00	FLEXTRONICS INTERNATIONAL	COM	88/12/31-00/12/31	8/7/2000	848 033 39	806 527 99	39 505 40
13 500 00	FLEXTRONICS INTERNATIONAL	COM	88/12/31-00/12/31	8/13/2000	1 058 302 48	1 117 016 16	(48 653 68)
3 400 00	FLEXTRONICS INTERNATIONAL	COM	88/12/31-00/12/31	8/18/2000	276 134 71	274 515 63	1 619 08
5 100 00	FLEXTRONICS INTERNATIONAL	COM	88/12/31-00/12/31	8/22/2000	422 289 88	406 357 18	15 932 73
400 00	FLEXTRONICS INTERNATIONAL	COM	88/12/31-00/12/31	8/27/2000	34 398 85	28 163 07	6 235 82
8 200 00	FLEXTRONICS INTERNATIONAL	COM	88/12/31-00/12/31	8/27/2000	699 411 28	614 685 68	84 725 58
1 700 00	FLEXTRONICS INTERNATIONAL	COM	88/12/31-00/12/31	8/28/2000	138 051 62	117 878 55	20 173 07
15 300 00	FLEXTRONICS INTERNATIONAL	COM	88/12/31-00/12/31	8/28/2000	1 257 818 07	1 048 378 03	209 439 04
1 200 00	FLEXTRONICS INTERNATIONAL	COM	88/12/31-00/12/31	10/3/2000	100 048 08	102 800 00	(2 853 34)
900 00	FLEXTRONICS INTERNATIONAL	COM	88/12/31-00/12/31	10/3/2000	75 587 48	77 175 00	(1 577 52)
3 000 00	FLEXTRONICS INTERNATIONAL	COM	88/12/31-00/12/31	10/4/2000	248 368 78	228 860 80	17 875 96
1 700 00	FLEXTRONICS INTERNATIONAL	COM	88/12/31-00/12/31	10/5/2000	131 958 10	114 148 90	17 811 80
5 100 00	FLEXTRONICS INTERNATIONAL	COM	88/12/31-00/12/31	10/6/2000	374 700 07	342 198 77	32 001 25
2 400 00	FLEXTRONICS INTERNATIONAL	COM	88/12/31-00/12/31	10/17/2000	91 396 87	80 421 06	10 974 61
1 700 00	FLEXTRONICS INTERNATIONAL	COM	88/12/31-00/12/31	10/17/2000	85 554 06	56 965 55	8 588 51
4 300 00	FLEXTRONICS INTERNATIONAL	COM	88/12/31-00/12/31	10/18/2000	162 319 58	144 089 35	18 230 23
3 400 00	FLEXTRONICS INTERNATIONAL	COM	88/12/31-00/12/31	10/19/2000	136 207 95	113 931 11	22 276 84
4 400 00	FLEXTRONICS INTERNATIONAL	COM	88/12/31-00/12/31	10/20/2000	180 485 50	146 019 01	34 466 49
4 100 00	FLEXTRONICS INTERNATIONAL	COM	88/12/31-00/12/31	10/23/2000	170 272 65	133 467 25	36 805 40
15 300 00	FLEXTRONICS INTERNATIONAL	COM	88/12/31-00/12/31	10/24/2000	618 335 36	448 443 41	466 891 95
900 00	FLEXTRONICS INTERNATIONAL	COM	88/12/31-00/12/31	10/25/2000	32 342 87	8 107 68	24 234 79
4 200 00	FLEXTRONICS INTERNATIONAL	COM	88/12/31-00/12/31	10/26/2000	143 477 71	37 830 75	105 646 96
1 700 00	FLEXTRONICS INTERNATIONAL	COM	88/12/31-00/12/31	10/31/2000	84 597 84	15 314 87	49 282 07
1 100 00	FLEXTRONICS INTERNATIONAL	COM	88/12/31-00/12/31	11/6/2000	9 909 62	9 909 62	0 342 71
900 00	FLEXTRONICS INTERNATIONAL	COM	88/12/31-00/12/31	11/7/2000	30 711 47	6 105 88	22 605 59
900 00	FLEXTRONICS INTERNATIONAL	COM	88/12/31-00/12/31	11/8/2000	29 249 02	8 105 83	21 143 39
11 800 00	FLEXTRONICS INTERNATIONAL	COM	88/12/31-00/12/31	11/14/2000	372 425 08	104 959 68	267 465 40
2 600 00	FLEXTRONICS INTERNATIONAL	COM	88/12/31-00/12/31	11/28/2000	79 141 04	85 350 00	(6 208 96)
2 800 00	FLEXTRONICS INTERNATIONAL	COM	88/12/31-00/12/31	12/5/2000	81 197 29	26 750 31	54 446 98
100 00	FLEXTRONICS INTERNATIONAL	COM	88/12/31-00/12/31	12/7/2000	2 687 41	888 44	1 798 9
1 400 00	FLEXTRONICS INTERNATIONAL	COM	88/12/31-00/12/31	12/13/2000	41 848 81	45 850 00	(4 201 39)
800 00	FLEXTRONICS INTERNATIONAL	COM	88/12/31-00/12/31	12/18/2000	23 499 21	21 800 00	1 699 21
1 400 00	FLEXTRONICS INTERNATIONAL	COM	88/12/31-00/12/31	12/20/2000	34 036 36	33 351 88	684 48
2 900 00	FLEXTRONICS INTERNATIONAL	COM	88/12/31-00/12/31	12/27/2000	81 197 29	74 205 49	6 991 80
900 00	D E M	A ORD USD D 10	88/12/31-00/12/31	9/28/2000	0 00	38 372 10	(38 372 10)
13 400 00	OLD MUTUAL	GBP D 10	88/12/31-00/12/31	11/2/2000	36 032 52	30 252 62	5 779 90
27 400 00	OLD MUTUAL	GBP D 10	88/12/31-00/12/31	10/17/2000	64 320 95	60 358 33	3 962 61
26 200 00	CEI CITICORP HEDGS	CLASS B ARS1	88/12/31-00/12/31	12/7/2000	86 995 93	109 428 63	(22 432 70)
18 000 00	CARSO GLOBAL TELECOM	SER A1 NPV	88/12/31-00/12/31	3/22/2000	80 733 43	55 094 39	5 039 04
14 000 00	CARSO GLOBAL TELECOM	SER A1 NPV	88/12/31-00/12/31	6/30/2000	39 637 72	43 317 86	(3 680 14)
8 000 00	CARSO GLOBAL TELECOM	SER A1 NPV	88/12/31-00/12/31	7/10/2000	25 592 92	8 306 58	17 286 34
8 000 00	CARSO GLOBAL TELECOM	SER A1 NPV	88/12/31-00/12/31	7/11/2000	25 481 58	8 306 58	17 174 99
16 000 00	CARSO GLOBAL TELECOM	SER A1 NPV	88/12/31-00/12/31	7/12/2000	51 048 48	16 613 16	34 435 3
14 000 00	CARSO GLOBAL TELECOM	SER A1 NPV	88/12/31-00/12/31	7/13/2000	45 711 42	14 536 51	31 174 91
9 000 00	CARSO GLOBAL TELECOM	SER A1 NPV	88/12/31-00/12/31	7/17/2000	28 827 70	9 749 29	19 078 41
13 000 00	CARSO GLOBAL TELECOM	SER A1 NPV	88/12/31-00/12/31	7/18/2000	41 032 83	13 083 89	27 948 94
15 000 00	CARSO GLOBAL TELECOM	SER A1 NPV	88/12/31-00/12/31	7/25/2000	41 432 52	15 096 80	26 335 72
23 000 00	CARSO GLOBAL TELECOM	SER A1 NPV	88/12/31-00/12/31	8/7/2000	82 670 94	23 017 84	59 653 10
19 000 00	CARSO GLOBAL TELECOM	SER A1 NPV	88/12/31-00/12/31	8/8/2000	52 542 18	18 736 99	33 805 20
19 000 00	CARSO GLOBAL TELECOM	SER A1 NPV	88/12/31-00/12/31	8/29/2000	45 000 20	18 736 99	26 263 21
27 000 00	CARSO GLOBAL TELECOM	SER A1 NPV	88/12/31-00/12/31	8/30/2000	68 291 86	26 826 26	41 465 60
10 000 00	CARSO GLOBAL TELECOM	SER A1 NPV	88/12/31-00/12/31	8/31/2000	29 251 78	9 861 58	19 390 20
15 000 00	CARSO GLOBAL TELECOM	SER A1 NPV	88/12/31-00/12/31	9/5/2000	39 742 84	14 782 36	24 960 48
10 000 00	CARSO GLOBAL TELECOM	SER A1 NPV	88/12/31-00/12/31	9/6/2000	26 839 86	9 861 57	16 978 29
16 000 00	CARSO GLOBAL TELECOM	SER A1 NPV	88/12/31-00/12/31	8/20/2000	42 278 26	15 738 10	26 540 16
11 000 00	CARSO GLOBAL TELECOM	SER A1 NPV	88/12/31-00/12/31	10/3/2000	26 017 64	10 815 97	15 201 67
13 000 00	CARSO GLOBAL TELECOM	SER A1 NPV	88/12/31-00/12/31	10/4/2000	30 413 12	12 782 51	17 630 61
7 041 700 00	CIA EMERGET CEARA	PREF A NPV	88/12/31-00/12/31	4/5/2000	9 242 33	8 267 58	974 77
103 900 000 00	CIA EMERGET CEARA	PREF A NPV	88/12/31-00/12/31	7/14/2000	297 890 51	296 525 34	1 435 17
8 000 000 00	CIA EMERGET CEARA	PREF A NPV	88/12/31-00/12/31	7/17/2000	25 028 83	19 511 68	5 517 15
8 200 000 00	CIA EMERGET CEARA	PREF A NPV	88/12/31-00/12/31	8/9/2000	30 017 82	18 336 90	11 680 92
23 788 00	CIA COLOMB TABACO	COPY 50	88/12/31-00/12/31	8/17/2000	23 614 02	72 304 00	(48 689 97)
16 000 00	CONSORCIO ARA SA	SER UNICA NPV	88/12/31-00/12/31	3/23/2000	25 556 70	17 131 24	8 426 96
17 000 00	CONSORCIO ARA SA	SER UNICA NPV	88/12/31-00/12/31	3/30/2000	24 933 41	18 001 13	6 932 28
19 000 00	CONSORCIO ARA SA	SER UNICA NPV	88/12/31-00/12/31	4/5/2000	24 828 54	19 937 59	4 890 95
23 000 00	CONSORCIO ARA SA	SER UNICA NPV	88/12/31-00/12/31	4/7/2000	30 568 27	24 027 61	6 540 66
23 000 00	CONSORCIO ARA SA	SER UNICA NPV	88/12/31-00/12/31	4/13/2000	28 459 40	23 475 40	4 984 00
33 000 00	CONSORCIO ARA SA	SER UNICA NPV	88/12/31-00/12/31	4/17/2000	38 224 85	32 990 82	5 233 98
7 098 00	CORP INTERAM CENTRE	SER L NPV	88/12/31-00/12/31	3/10/2000	0 00	0 00	0 00
1 600 000 00	TELE CELLULAR SUL	COM NPV	88/12/31-00/12/31	8/2/2000	4 461 77	4 098 73	363 04
167 000 00	EMBOT ARGOS	SER B NPV	88/12/31-00/12/31	6/20/2000	0 00	0 00	0 00
17 000 00	EMBOT ARGOS	SER B NPV	88/12/31-00/12/31	9/28/2000	26 061 01	18 497 24	8 463 77
16 000 00	EMBOT ARGOS	SER B NPV	88/12/31-00/12/31	10/3/2000	25 485 78	16 864 04	8 601 74
5 000 00	EMBOT ARGOS	SER B NPV	88/12/31-00/12/31	10/11/2000	7 988 82	4 077 55	3 911 27
16 000 00	EMBOT ARGOS	SER B NPV	88/12/31-00/12/31	10/24/2000	25 329 86	10 630 42	14 699 44
18 000 00	EMBOT ARGOS	SER B NPV	88/12/31-00/12/31	10/25/2000	25 229 47	9 105 50	16 123 97
1 400 000 00	ELETTROBRAS (CENTR)	COM NPV	88/12/31-00/12/31	6/9/2000	26 139 70	30 697 42	(5 556 22)
4 000 000 00	ELETTROBRAS (CENTR)	COM NPV	88/12/31-00/12/31	6/21/2000	84 477 85	81 684 23	2 793 62
2 800 000 00	ELETTROBRAS (CENTR)	COM NPV	88/12/31-00/12/31	7/3/2000	58 729 51	55 264 75	3 464 76
1 600 000 00	ELETTROBRAS (CENTR)	COM NPV	88/12/31-00/12/31	7/5/2000	34 540 48	31 255 12	3 285 36
2 600 000 00	ELETTROBRAS (CENTR)	COM NPV	88/12/31-00/12/31	8/11/2000	54 081 83	50 708 52	3 373 31
3 300 000 00	ELETTROBRAS (CENTR)	COM NPV	88/12/31-00/12/31	8/14/2000	71 473 90	61 460 88	10 013 02
1 200 000 00	ELETTROBRAS (CENTR)	COM NPV	88/12/31-00/12/31	8/15/2000	26 518 40	20 775 07	5 743 33
47 000 00	GRUPO POSADAS SA	SER L NPV	88/12/31-00/12/31	8/6/2000	23 950 04	20 775 08	3 225 07
28 000 00	GRUPO CASA AUTREY	COM STK NPV	88/12/31-00/12/31	3/29/2000	24 858 53	17 248 05	7 610 48
28 000 00	GRUPO CASA AUTREY	COM STK NPV	88/12/31-00/12/31	1/20/2000	27 878 27	34 021 45	(6 143 18)
84 000 00	GRUPO CASA AUTREY	COM STK NPV	88/12/31-00/12/31	1/2/2000	56 260 96	56 260 96	0 000 00
10 000 00	GPO MEXICO	SER B NPV	88/12/31-00/12/31	1/26/2000	83 047 90	98 292 77	(15 244 81)
10 000 00	GPO MEXICO	SER B NPV	88/12/31-00/12/31	3/14/2000	47 967 94	57 681 10	(9 713 16)
12 000 00	GPO FIN BANAMEX AC	COM NEW SER O MAND	88/12/31-00/12/31	4/6/2000	47 249 01	26 166 99	21 082 02
8 000 00	GPO FIN BANAMEX AC	COM NEW SER O MAND	88/12/31-00/12/31	6/12/2000	43 259 43	56 811 10	(13 551 67)
18 000 00	GPO FIN BANAMEX AC	COM NEW SER O MAND	88/12/31-00/12/31	7/5/2000	26 199 84	12 352 89	13 846 95
18 580 00	NUMBERLY CLARK MEX	A NPV	88/12/31-00/12/31	7/25/2000	84 804 56	37 952 32	46 852 24
27 852 00	PEREZ COMPANC SA	B ARS1	88/12/31-00/12/31	7/25/2000	46 532 27	55 944 67	(9 412 40)
1 000 00	PETROL BRASILEIROS	COM NPV	88/12/31-00/12/31	1/25/2000	26 219 81	27 386 71	(1 166 80)
2 000 00	PETROL BRASILEIROS	COM NPV	88/12/31-00/12/31	10/26/2000	53 296 88	54 773 42	(1 476 53)
1 300 00	ECI TELECOM LTD	ORD	88/12/31-00/12/31	3/8/2000	42 383 11	45 121 82	(2 738 61)
800 00	ECI TELECOM LTD	ORD	88/12/31-00/12/31	3/8/2000	26 503 27	24 676 00	1 827 27
1 000 00	ECI TELECOM LTD	ORD	88/12/31-00/12/31	3/10/2000	33 053 58	27 417 78	5 635 81
1 200 00	ECI TELECOM LTD	ORD	88/12/31-00/12/31	3/13/2000			

THE ROCKEFELLER FOUNDATION
EMPLOYEE ID NO 13-165629
GAIN AND LOSSES FOR TAX ON INVESTMENT INCOME
FORM 990 PF 2000 PART IV

Part	Security Name	Security Description	Date Bought	Date Sold	Proceeds	Cost	Realized
88 000 00	GRUPO POSADAS SA	SERIES A NPV	08/12/31-00/12/31	1/2/2000	48 192 17	32 792 01	16 400 16
89 071 00	GRUPO POSADAS SA	SERIES A NPV	08/12/31-00/12/31	1/26/2000	48 507 42	32 950 75	15 556 67
3 000 000	EAST WEST INVEST LTD	COM	08/12/31-00/12/31	12/28/2000	12 000	0 00	12 000
6 400 00	FIRSTCOM CORP	COM	08/12/31-00/12/31	8/28/2000	95 586 56	95 586 56	0 00
1 627 000 00	AKBANK	TRL1000	08/12/31-00/12/31	1/4/2000	61 875 45	4 647 07	57 028 38
1 541 000 00	AKBANK	TRL1000	08/12/31-00/12/31	1/6/2000	44 283 44	3 876 14	40 407 30
2 045 000 00	AKBANK	TRL1000	08/12/31-00/12/31	1/11/2000	57 088 11	4 782 47	52 305 64
1 542 000 00	AKBANK	TRL1000	08/12/31-00/12/31	6/5/2000	25 843 17	0 00	25 843 17
3 985 000 00	AKBANK	TRL1000	08/12/31-00/12/31	8/23/2000	25 238 06	0 00	25 238 06
7 783 000 00	AKBANK	TRL1000	08/12/31-00/12/31	10/31/2000	48 281 58	0 00	48 281 58
4 875 000 00	AKBANK	TRL1000	08/12/31-00/12/31	11/1/2000	30 476 01	0 00	30 476 01
3 729 000 00	AKBANK	TRL1000	08/12/31-00/12/31	11/2/2000	24 951 68	0 00	24 951 68
475 000 00	AKSIGORTA	TRL1000	08/12/31-00/12/31	1/4/2000	32 043 35	11 764 94	20 278 41
541 000 00	AKSIGORTA	TRL1000	08/12/31-00/12/31	1/6/2000	35 851 31	13 089 11	22 762 20
589 000 00	AKSIGORTA	TRL1000	08/12/31-00/12/31	1/11/2000	38 887 68	9 316 26	29 571 42
378 000 00	AKSIGORTA	TRL1000	08/12/31-00/12/31	1/12/2000	27 081 31	4 664 37	22 396 94
401 000 00	AKSIGORTA	TRL1000	08/12/31-00/12/31	1/18/2000	34 780 82	4 874 50	29 816 32
1 043 000 00	AKSIGORTA	TRL1000	08/12/31-00/12/31	1/27/2000	29 137 82	4 312 88	24 824 94
1 174 000 00	AKSIGORTA	TRL1000	08/12/31-00/12/31	11/15/2000	24 858 70	22 784 15	2 074 55
1 278 000 00	AKS GORTA	TRL1000	08/12/31-00/12/31	11/16/2000	27 038 38	19 074 63	7 963 75
932 000 00	ARCELIX	TRL1000	08/12/31-00/12/31	10/18/2000	29 983 56	21 257 61	8 725 95
388 00	BRE BANK	PLNH	08/12/31-00/12/31	2/22/2000	11 081 00	11 081 00	0 00
1 478 00	BRE BANK	PLNH	08/12/31-00/12/31	3/22/2000	53 680 24	44 486 87	9 193 37
73 00	BRE BANK	PLNH	08/12/31-00/12/31	3/31/2000	2 603 64	2 193 12	410 52
424 00	BRE BANK	PLNH	08/12/31-00/12/31	4/3/2000	14 754 38	12 738 11	2 016 27
125 00	BRE BANK	PLNH	08/12/31-00/12/31	4/4/2000	4 255 65	3 000 26	1 255 39
350 00	BRE BANK	PLNH	08/12/31-00/12/31	4/7/2000	12 185 53	7 082 18	5 103 35
400 00	BRE BANK	PLNH	08/12/31-00/12/31	4/10/2000	13 900 02	8 064 80	5 835 22
225 00	BRE BANK	PLNH	08/12/31-00/12/31	4/12/2000	7 738 48	4 553 21	3 185 27
298 00	BRE BANK	PLNH	08/12/31-00/12/31	4/28/2000	9 240 00	5 913 68	3 326 32
475 00	BRE BANK	PLNH	08/12/31-00/12/31	5/5/2000	14 251 38	9 174 84	5 076 54
150 00	BRE BANK	PLNH	08/12/31-00/12/31	5/17/2000	4 699 89	2 893 31	1 806 58
200 00	BRE BANK	PLNH	08/12/31-00/12/31	5/18/2000	8 290 97	3 857 74	4 433 23
250 00	BRE BANK	PLNH	08/12/31-00/12/31	7/5/2000	8 164 12	4 822 16	3 341 96
454 00	BRE BANK	PLNH	08/12/31-00/12/31	8/6/2000	14 780 20	8 757 67	6 022 53
350 00	BRE BANK	PLNH	08/12/31-00/12/31	8/10/2000	11 557 87	6 741 28	4 816 59
965 00	BRE BANK	PLNH	08/12/31-00/12/31	8/18/2000	32 037 24	18 347 84	13 689 40
75 00	BRE BANK	PLNH	08/12/31-00/12/31	8/17/2000	2 489 32	1 403 79	1 085 53
925 00	BRE BANK	PLNH	08/12/31-00/12/31	11/8/2000	24 210 21	17 051 15	7 159 06
965 00	BRE BANK	PLNH	08/12/31-00/12/31	11/7/2000	24 832 07	17 217 19	7 614 88
8 066 00	CESA SPORTILNA	CSK100	08/12/31-00/12/31	11/21/2000	46 894 52	45 135 20	1 759 32
877 00	OTF BANK	HUF1000	08/12/31-00/12/31	5/8/2000	33 385 53	21 840 11	11 545 42
796 00	OTF BANK	HUF1000	08/12/31-00/12/31	5/12/2000	40 295 59	23 527 43	16 768 16
811 00	OTF BANK	HUF1000	08/12/31-00/12/31	5/15/2000	42 431 87	23 339 81	19 092 06
5 315 00	KATAV RT	HUF100 (REGD)	08/12/31-00/12/31	2/24/2000	49 117 22	28 188 54	20 928 68
12 181 00	KATAV RT	HUF100 (REGD)	08/12/31-00/12/31	10/18/2000	48 413 88	38 078 98	10 334 90
30 387 00	KATAV RT	HUF100 (REGD)	08/12/31-00/12/31	10/18/2000	124 500 91	152 877 91	28 477 00
27 183 00	KATAV RT	HUF100 (REGD)	08/12/31-00/12/31	10/20/2000	111 781 72	118 106 81	4 315 19
28 000 00	MIGROS	TRL1000	08/12/31-00/12/31	1/18/2000	25 491 71	12 249 82	13 241 89
38 000 00	MIGROS	TRL1000	08/12/31-00/12/31	4/28/2000	25 559 28	16 178 24	9 381 05
189 000 00	MIGROS	TRL1000	08/12/31-00/12/31	8/17/2000	24 065 83	26 501 78	11 535 94
247 560 00	MIGROS	TRL1000	08/12/31-00/12/31	8/18/2000	32 646 78	34 164 48	11 522 00
4 900 00	SOMEC SOC MET CONS	PTES1000	08/12/31-00/12/31	2/17/2000	76 388 05	76 388 05	0 00
131 000 00	ALCATEL TELETAS	TRL1000	08/12/31-00/12/31	4/14/2000	37 537 70	16 334 32	21 203 38
97 000 00	ALCATEL TELETAS	TRL1000	08/12/31-00/12/31	4/27/2000	27 208 34	12 094 88	15 113 46
80 000 00	ALCATEL TELETAS	TRL1000	08/12/31-00/12/31	5/1/2000	26 857 51	11 194 90	15 662 61
228 000 00	ALCATEL TELETAS	TRL1000	08/12/31-00/12/31	7/10/2000	52 870 96	25 334 62	27 536 34
2 487 00	CESKY TELECOM	CZK100	08/12/31-00/12/31	2/8/2000	49 004 95	40 626 36	8 378 59
1 433 00	CESKY TELECOM	CZK100	08/12/31-00/12/31	2/17/2000	30 113 96	23 356 48	6 757 48
1 816 00	CESKY TELECOM	CZK100	08/12/31-00/12/31	2/22/2000	38 715 29	29 802 80	9 112 49
3 573 00	CESKY TELECOM	CZK100	08/12/31-00/12/31	3/6/2000	84 173 89	58 086 61	26 087 28
1 932 00	CESKY TELECOM	CZK100	08/12/31-00/12/31	3/7/2000	44 850 67	31 151 49	13 699 18
1 265 00	CESKY TELECOM	CZK100	08/12/31-00/12/31	3/22/2000	30 387 43	17 410 84	12 976 59
1 011 00	CESKY TELECOM	CZK100	08/12/31-00/12/31	3/23/2000	25 087 39	18 112 48	6 974 91
1 272 00	CESKY TELECOM	CZK100	08/12/31-00/12/31	3/31/2000	27 832 42	17 178 81	10 653 61
2 111 00	CESKY TELECOM	CZK100	08/12/31-00/12/31	4/20/2000	43 953 18	27 735 90	16 217 28
2 081 00	CESKY TELECOM	CZK100	08/12/31-00/12/31	8/22/2000	40 524 64	27 075 43	13 449 21
1 808 00	CESKY TELECOM	CZK100	08/12/31-00/12/31	8/7/2000	26 587 86	20 465 00	6 122 86
2 257 00	CESKY TELECOM	CZK100	08/12/31-00/12/31	8/10/2000	38 102 13	28 205 30	9 896 83
2 503 00	CESKY TELECOM	CZK100	08/12/31-00/12/31	12/5/2000	25 757 44	31 279 51	15 522 07
8 100 00	TURBOMECHANICA BUCU	ROL25000	08/12/31-00/12/31	9/12/2000	4 137 19	11 443 87	7 306 68
3 125 00	TURBOMECHANICA BUCU	ROL25000	08/12/31-00/12/31	9/13/2000	1 443 48	4 415 00	2 971 52
14 550 00	ROKUSKO SURIS	08/12/31-00/12/31	12/14/2000	33 465 00	87 545 00	54 080 00	23 465 00
1 000 00	SOFTBANK S A	PLN1 25	08/12/31-00/12/31	8/3/2000	0 00	0 00	0 00
1 510 00	MINOAN LINES	GRD750	08/12/31-00/12/31	2/8/2000	40 860 16	16 649 04	24 011 12
2 274 00	MINOAN LINES	GRD750	08/12/31-00/12/31	8/28/2000	18 444 21	17 168 63	1 275 58
27 689 00	CEZ	CZK100	08/12/31-00/12/31	2/24/2000	78 158 86	60 191 24	17 967 62
10 400 00	AITKEN SPENCE + CO	LUR10	08/12/31-00/12/31	5/2/2000	16 588 81	30 550 92	13 962 11
53 00	AITKEN SPENCE + CO	LUR10	08/12/31-00/12/31	5/3/2000	84 49	0 00	84 49
85 300 00	CORPGRO LTD	ZARO 0009	08/12/31-00/12/31	7/7/2000	24 986 87	49 005 46	24 018 59
12 387 00	CORPGRO LTD	ZARO 0009	08/12/31-00/12/31	8/18/2000	3 232 91	7 104 83	3 871 92
106 200 00	CORPGRO LTD	ZARO 0009	08/12/31-00/12/31	8/23/2000	25 451 82	86 561 51	31 109 69
27 300 00	IXCHANGE TECH	ZARO 01	08/12/31-00/12/31	6/22/2000	43 822 03	108 635 81	64 813 78
8 900 00	IXCHANGE TECH	ZARO 01	08/12/31-00/12/31	6/27/2000	17 129 05	30 156 30	13 027 25
19 500 00	IXCHANGE TECH	ZARO 01	08/12/31-00/12/31	7/18/2000	36 207 87	44 613 26	8 405 39
339 500 00	BAKRIE + BROS	IGR500	08/12/31-00/12/31	6/18/2000	3 899 72	126 733 20	122 833 48
5 000 00	NATSTEEL ELECTRON	SGD0 10	08/12/31-00/12/31	12/8/2000	22 850 00	27 164 17	4 314 17
8 200 00	BK HAPCALIM BM	ILS1	08/12/31-00/12/31	12/18/2000	25 815 89	17 821 64	7 994 25
8 800 00	BK HAPCALIM BM	ILS1	08/12/31-00/12/31	12/18/2000	25 065 89	17 324 08	7 741 81
23 800 00	BK HAPCALIM BM	ILS1	08/12/31-00/12/31	12/28/2000	88 229 48	40 517 04	47 712 44
27 000 00	BANGKOK BANK	THB100ALIEN MARKET	08/12/31-00/12/31	10/30/2000	25 158 86	20 780 85	4 378 01
20 000 00	SUPER GROUP LTD	ZARO 10	08/12/31-00/12/31	1/14/2000	36 211 72	33 952 12	2 259 60
225 000 00	BENPRES HLDGS CORP	PHP1	08/12/31-00/12/31	5/9/2000	25 761 88	44 552 68	18 790 80
37 300 00	SOFTLINE LTD	ZARO 01 POST CONS	08/12/31-00/12/31	8/28/2000	25 416 14	51 663 12	26 246 98
15 700 00	BEZEK ISRAEL TELCM	ILS1	08/12/31-00/12/31	11/19/2000	86 596 83	51 781 88	34 814 95
9 400 00	BEZEK ISRAEL TELCM	ILS1	08/12/31-00/12/31	12/18/2000	51 823 44	30 143 20	21 680 24
74 000 00	YANZHOU COAL MINN	H CNY1	08/12/31-00/12/31	7/25/2000	23 358 84	23 883 38	524 54
54 000 00	YANZHOU COAL MINN	H CNY1	08/12/31-00/12/31	7/27/2000	17 315 05	17 282 46	32 54
121 800 00	UNIBANK INVEST HLD	ZARO 01	08/12/31-00/12/31	5/31/2000	27 859 63	70 859 43	42 999 80
109 002 00	UNIBANK INVEST HLD	ZARO 01	08/12/31-00/12/31	8/4/2000	27 570 71	44 348 66	16 778 15
48 000 00	JOHNSON ELEC HLDGS	HKD0 05	08/12/31-00/12/31	8/14/2000	0 00	0 00	0 00
500 00	ANGLO AMERICAN	USD0 50	08/12/31-00/12/31	11/3/2000	34 277 84	14 128 97	20 148 87
1 000 00	ANGLO AMERICAN	USD0 50	08/12/31-00/12/31	3/23/2000	47 758 53	27 418 10	20 340 43
1 000 00	ANGLO AMERICAN	USD0 50	08/12/31-00/12/31	3/24/2000	47 449 02	27 324 85	20 124 17
3 200 00	EDGARS CONSOLIDATED STORES	08/12/31-00/12/31	8/22/2000	25 557 84	24 284 09	1 283 75	
4 900 00	EDGARS CONSOLIDATED STORES	08/12/31-00/12/31	8/1/2000	39 366 57	37 154 40	2 212 17	
8 188 00	EDGARS CONSOLIDATED STORES	08/12/31-00/12/31	11/16/2000	22 736 66	54 594 2		

THE ROCKEFELLER FOUNDATION
EMPLOYEE ID NO 13-165629
GAIN AND LOSSES FOR TAX ON INVESTMENT INCOME
FORM 990 PF 2000 PART IV

Par	Security Name	Security Description	Date Bought	Date Sold	Proceeds	Cost	Realized
2 900 00	DIMENSION DATA HLD	ZARD 001	09/12/2001-09/12/2001	3/31/2000	26 300 20	15 992 01	10 317 19
3 000 00	DIMENSION DATA HLD	ZARD 001	09/12/2001-09/12/2001	4/6/2000	25 210 79	16 543 51	8 667 28
34 300 00	DIMENSION DATA HLD	ZARD 001	09/12/2001-09/12/2001	7/31/2000	225 601 68	225 601 68	0 00
11 832 00	DFCC BANK	LR10	09/12/2001-09/12/2001	3/23/2000	15 404 31	36 298 31	(20 894 00)
34 300 00	DIMENSION DATA HLD	KOM STK USD0 01	09/12/2001-09/12/2001	9/15/2000	225 601 68	225 601 68	0 00
890 00	DONGAH TIRE IND	KRW5000	09/12/2001-09/12/2001	8/27/2000	21 860 23	30 814 21	(8 944 98)
48 000 00	JOHNSON ELEC HLDGS	HRD0 05(PARALLEL 20SEP00)	09/12/2001-09/12/2001	8/3/2000	0 00	0 00	0 00
148 000 00	GIORDANO INTL LTD	HRD0 1(PARALLEL TRAD18SEP2000)	09/12/2001-09/12/2001	8/29/2000	0 00	0 00	0 00
23 100 00	HANA MICROELECTRNC	THB10(ALIEN MKT)	09/12/2001-09/12/2001	11/3/2000	64 388 37	24 010 82	40 378 55
9 500 00	HANA MICROELECTRNC	THB5(ALIEN MKT)	09/12/2001-09/12/2001	11/21/2000	24 832 60	4 574 05	20 258 55
10 700 00	HANA MICROELECTRNC	THB5(ALIEN MKT)	09/12/2001-09/12/2001	11/22/2000	28 445 75	1 258 00	27 187 67
2 500 00	EGYPT INT PHARM ID	EGP10	09/12/2001-09/12/2001	2/6/2000	115 036 12	142 340 45	(27 304 33)
787 00	ELITE INDUSTRIES	ILS5	09/12/2001-09/12/2001	5/30/2000	38 027 23	20 635 01	17 392 22
635 00	ELITE INDUSTRIES	ILS5	09/12/2001-09/12/2001	5/1/2000	33 310 43	17 190 87	16 119 56
488 00	ELITE INDUSTRIES	ILS5	09/12/2001-09/12/2001	8/21/2000	28 481 49	12 078 80	16 402 68
20 800 00	EQUITABLE PCI BANK	PHP10	09/12/2001-09/12/2001	10/19/2000	24 510 32	72 373 78	(47 863 47)
148 000 00	GIORDANO INTL	ORD HRD0 1	09/12/2001-09/12/2001	8/11/2000	0 00	0 00	0 00
43 000 00	GUANGDONG KELON EL	CNY1 (HSHS)	09/12/2001-09/12/2001	8/19/2000	25 531 85	34 423 19	(8 891 34)
43 000 00	GUANGDONG KELON EL	CNY1 (HSHS)	09/12/2001-09/12/2001	8/22/2000	26 777 78	23 948 50	2 829 28
28 400 00	NELSON GOLD LTD	KOM	09/12/2001-09/12/2001	2/14/2000	954 72	63 536 73	(62 582 01)
70 500 00	H M BAMPOERNA	HRD500	09/12/2001-09/12/2001	8/18/2000	108 713 33	53 964 03	54 749 30
8 200 00	HANA MICROELECTRNC	THB10(ALIEN MARKET)	09/12/2001-09/12/2001	2/7/2000	38 041 80	13 471 29	24 570 51
2 800 00	HANA MICROELECTRNC	THB10(ALIEN MARKET)	09/12/2001-09/12/2001	2/14/2000	24 748 00	5 627 83	19 110 17
28 800 00	HUB POWER CO	PKR10	09/12/2001-09/12/2001	3/10/2000	15 404 45	27 258 86	(11 855 50)
30 000 00	LIU CORP BERHAD	MYR1	09/12/2001-09/12/2001	1/11/2000	25 357 49	33 088 83	(7 732 34)
34 000 00	LIU CORP BERHAD	MYR1	09/12/2001-09/12/2001	1/12/2000	28 860 28	33 125 81	(4 265 53)
6 700 00	IMPERIAL HLDGS LTD	ZARD 04	09/12/2001-09/12/2001	4/20/2000	58 829 50	55 558 41	3 271 09
3 700 00	IMPERIAL HLDGS LTD	ZARD 04	09/12/2001-09/12/2001	4/28/2000	32 348 64	27 111 33	5 237 31
4 049 00	IMPERIAL HLDGS LTD	ZARD 04	09/12/2001-09/12/2001	5/10/2000	29 217 84	28 495 23	(722 61)
3 762 00	IMPERIAL HLDGS LTD	ZARD 04	09/12/2001-09/12/2001	5/25/2000	23 947 78	27 340 03	(3 392 25)
80 800 00	IONICS CIRCUIT INC	PHP1	09/12/2001-09/12/2001	2/7/2000	27 005 68	22 080 90	4 924 78
82 000 00	IONICS CIRCUIT INC	PHP1	09/12/2001-09/12/2001	2/11/2000	32 094 77	21 768 15	10 326 62
77 800 00	IONICS CIRCUIT INC	PHP1	09/12/2001-09/12/2001	2/18/2000	24 805 85	20 373 89	4 431 96
85 100 00	IONICS CIRCUIT INC	PHP1	09/12/2001-09/12/2001	2/23/2000	28 860 28	21 380 38	7 479 90
1 200 00	JORDAN PHOSPHATE M	JOD1	09/12/2001-09/12/2001	12/11/2000	2 093 02	7 485 13	(5 372 11)
199 488 00	KR PRECISION CO	THB10(ALIEN MKT)	09/12/2001-09/12/2001	1/28/2000	20 856 37	89 400 36	(68 543 99)
40 00	SK TELECOM	KRW5000	09/12/2001-09/12/2001	2/7/2000	153 085 12	31 820 45	121 264 67
10 00	SK TELECOM	KRW5000	09/12/2001-09/12/2001	2/25/2000	38 929 34	7 955 11	30 974 23
30 00	SK TELECOM	KRW5000	09/12/2001-09/12/2001	2/26/2000	117 180 26	23 865 33	93 320 93
27 00	SK TELECOM	KRW5000	09/12/2001-09/12/2001	2/29/2000	100 172 82	20 173 28	79 999 54
34 00	SK TELECOM	KRW5000	09/12/2001-09/12/2001	3/2/2000	140 651 43	18 554 02	124 097 41
49 00	SK TELECOM	KRW5000	09/12/2001-09/12/2001	4/10/2000	150 453 77	23 391 00	126 062 77
63 00	SK TELECOM	KRW5000	09/12/2001-09/12/2001	4/11/2000	204 483 71	28 808 50	175 675 21
14 400 00	KCE ELECTRONICS	THB10(ALIEN MARKET)	09/12/2001-09/12/2001	11/21/2000	28 633 85	25 187 73	3 446 12
29 000 00	MALAYSIAN PACIFIC	MYR50	09/12/2001-09/12/2001	10/11/2000	158 085 78	128 129 86	30 555 92
36 000 00	MALAYSIAN PACIFIC	MYR50	09/12/2001-09/12/2001	10/12/2000	186 437 29	75 598 83	110 838 46
5 000 00	MALAYSIAN PACIFIC	MYR50	09/12/2001-09/12/2001	10/17/2000	28 451 73	9 221 19	19 230 54
5 000 00	MALAYSIAN PACIFIC	MYR50	09/12/2001-09/12/2001	10/18/2000	27 836 94	6 656 11	21 180 83
8 000 00	MALAYSIAN PACIFIC	MYR50	09/12/2001-09/12/2001	11/22/2000	45 212 81	10 649 77	34 563 04
39 000 00	MALAYSIA INT SHIP	MYR1(ALIEN MARKET)	09/12/2001-09/12/2001	1/14/2000	65 309 02	65 548 36	(238 34)
4 000 00	MALAYSIA INT SHIP	MYR1(ALIEN MARKET)	09/12/2001-09/12/2001	3/29/2000	6 243 16	6 484 86	(241 70)
1 800 00	NASIONALE PERS LTD	N ZARD 02	09/12/2001-09/12/2001	1/7/2000	24 860 63	17 633 81	7 226 82
2 700 00	NASIONALE PERS LTD	N ZARD 02	09/12/2001-09/12/2001	3/31/2000	32 871 71	26 450 72	6 520 99
3 700 00	NASIONALE PERS LTD	N ZARD 02	09/12/2001-09/12/2001	4/28/2000	33 772 36	35 975 42	(2 203 06)
4 500 00	NASIONALE PERS LTD	N ZARD 02	09/12/2001-09/12/2001	6/2/2000	38 791 56	43 005 86	(4 214 30)
3 000 00	NEDCOR LTD	R1	09/12/2001-09/12/2001	6/29/2000	61 646 69	75 909 18	(14 262 49)
1 800 00	NEDCOR LTD	R1	09/12/2001-09/12/2001	6/30/2000	39 746 46	42 137 41	(2 388 95)
2 000 00	NEDCOR LTD	R1	09/12/2001-09/12/2001	7/5/2000	42 319 28	43 882 51	(1 572 23)
2 100 00	NEDCOR LTD	R1	09/12/2001-09/12/2001	7/14/2000	45 055 47	44 104 09	851 38
1 900 00	NEDCOR LTD	R1	09/12/2001-09/12/2001	7/18/2000	40 378 48	38 539 84	1 838 64
7 200 00	NEDCOR LTD	R1	09/12/2001-09/12/2001	8/4/2000	48 627 50	44 601 33	4 026 17
2 320 00	NEDCOR LTD	R1	09/12/2001-09/12/2001	8/14/2000	52 235 86	46 960 65	5 275 21
18 000 00	ORIENTAL HLDGS BHD	MYR1	09/12/2001-09/12/2001	3/1/2000	31 685 31	16 467 39	15 217 92
14 000 00	ORIENTAL HLDGS BHD	MYR1	09/12/2001-09/12/2001	8/7/2000	27 907 79	14 408 96	13 498 83
28 183 00	PAKISTAN STATE OIL	PKR10	09/12/2001-09/12/2001	1/29/2000	126 277 02	191 740 29	(65 463 27)
7 832 00	PAKISTAN STATE OIL	PKR10	09/12/2001-09/12/2001	2/29/2000	37 490 56	36 708 41	782 17
13 181 00	PAKISTAN STATE OIL	PKR10	09/12/2001-09/12/2001	3/2/2000	63 258 38	60 108 90	3 057 48
18 088 00	PAKISTAN STATE OIL	PKR10	09/12/2001-09/12/2001	3/6/2000	91 103 33	48 826 17	42 277 16
18 098 00	PAKISTAN STATE OIL	PKR10	09/12/2001-09/12/2001	3/22/2000	87 088 73	21 890 28	65 198 45
830 00	POHANG IRON STEEL	KRW5000	09/12/2001-09/12/2001	9/28/2000	47 580 82	79 320 34	(31 739 52)
101 800 00	PRECIOUS SHIPPING	THB10(ALIEN MARKET)	09/12/2001-09/12/2001	9/5/2000	43 842 45	370 608 12	(326 765 67)
29 100 00	PRIMEDIA LIMITED	N ZARD 0001	09/12/2001-09/12/2001	9/1/2000	25 073 06	47 171 72	(22 098 66)
29 500 00	PRIMEDIA LIMITED	N ZARD 0001	09/12/2001-09/12/2001	9/8/2000	24 912 40	44 007 32	(19 094 92)
32 800 00	PRIMEDIA LIMITED	N ZARD 0001	09/12/2001-09/12/2001	9/15/2000	26 956 09	47 424 73	(20 468 64)
32 500 00	PRIMEDIA LIMITED	N ZARD 0001	09/12/2001-09/12/2001	11/3/2000	23 382 51	45 721 98	(22 339 47)
39 000 00	RAMKHAMHAENG HOSPT	THB10(ALIEN MARKET)	09/12/2001-09/12/2001	8/14/2000	8 806 47	87 078 78	(78 272 31)
89 100 00	SAHA UNION PLC	THB10(ALIEN MARKET)	09/12/2001-09/12/2001	8/4/2000	25 106 79	130 706 77	(105 599 98)
820 00	SAMSUNG ELECTRONIC	KRW5000	09/12/2001-09/12/2001	7/14/2000	213 578 79	47 067 95	171 508 84
5 800 00	SASOL	NPV	09/12/2001-09/12/2001	3/31/2000	34 869 67	38 465 17	(4 595 50)
19 800 00	SASOL	NPV	09/12/2001-09/12/2001	6/22/2000	132 781 85	132 415 58	366 26
3 700 00	SASOL	NPV	09/12/2001-09/12/2001	8/8/2000	24 832 18	27 715 18	(2 883 00)
4 200 00	SASOL	NPV	09/12/2001-09/12/2001	8/10/2000	28 887 55	26 919 95	1 967 60
4 000 00	SASOL	NPV	09/12/2001-09/12/2001	8/11/2000	59 701 04	51 052 84	8 648 20
4 000 00	SASOL	NPV	09/12/2001-09/12/2001	8/16/2000	26 424 88	23 252 15	3 172 73
3 500 00	SASOL	NPV	09/12/2001-09/12/2001	8/21/2000	25 001 85	20 343 81	4 657 04
4 200 00	SASOL	NPV	09/12/2001-09/12/2001	8/24/2000	31 652 73	24 303 70	7 348 03
8 400 00	SASOL	NPV	09/12/2001-09/12/2001	8/29/2000	48 378 50	35 806 01	12 572 49
8 975 00	SASOL	NPV	09/12/2001-09/12/2001	10/17/2000	54 786 63	29 386 54	25 400 09
48 000 00	SEFALANA HLDGS CO	BWPD 01	09/12/2001-09/12/2001	6/5/2000	36 765 95	70 388 81	(33 622 86)
38 500 00	SHIN SATELLITE PUB	THB10(ALIEN MARKET)	09/12/2001-09/12/2001	2/7/2000	38 118 10	20 070 38	18 047 72
29 000 00	JAYA TIASA HLDGS	MYR1	09/12/2001-09/12/2001	10/2/2000	75 151 03	47 638 82	27 512 21
29 000 00	JAYA TIASA HLDGS	MYR1	09/12/2001-09/12/2001	10/9/2000	37 726 87	61 204 87	(23 478 00)
31 000 00	JAYA TIASA HLDGS	MYR1	09/12/2001-09/12/2001	10/4/2000	29 867 93	44 838 34	(14 970 41)
33 078 00	SUI NORTHERN GAS	PKR10	09/12/2001-09/12/2001	3/10/2000	13 133 74	13 133 74	0 00
30 300 00	TELECOMASIA	THB10(ALIEN MARKET)	09/12/2001-09/12/2001	2/14/2000	60 987 88	32 373 78	28 614 10
28 500 00	THAI GERMAN CERAMIC	THB10(ALIEN MARKET)	09/12/2001-09/12/2001	8/1/2000	3 363 95	87 796 81	(84 432 86)
148 700 00	TISCO FINANCE PLC	THB10(ALIEN MKT)	09/12/2001-09/12/2001	8/2/2000	41 487 92	38 656 13	2 831 79
124 000 00	TISCO FINANCE PLC	THB10(ALIEN MKT)	09/12/2001-09/12/2001	8/6/2000	38 218 10	32 874 57	5 343 53
158 100 00	TISCO FINANCE PLC	THB10(ALIEN MKT)	09/12/2001-09/12/2001	8/11/2000	46 821 07	41 880 06	4 940 99
158 200 00	TISCO FINANCE PLC	THB10(ALIEN MKT)	09/12/2001-09/12/2001	8/27/2000	48 651 82	41 886 43	6 765 39
11 300 00	ABSA GROUP LTD	ORD ZAR2	09/12/2001-09/12/2001	1/2/2000	56 429 80	82 824 85	(26 395 05)
6 400 00	ABSA GROUP LTD	ORD ZAR2	09/12/2001-09/12/2001	2/4/2000	28 518 88	34 239 58	(5 7

THE ROCKEFELLER FOUNDATION
EMPLOYEE ID NO. 13 165629
GAIN AND LOSSES FOR TAX ON INVESTMENT INCOME
FORM 990 PF 2000 PART IV

Par	Security Name	Security Description	Date Bought	Date Sold	Proceeds	Cost	Realized
27 000 00	BIWE UEP PROP BHD	MYR1	06/12/2001-00/12/2001	2/10/2000	37 062 83	27 425 08	9 637 75
80 000 00	YIZHENG CHEM FIBRE	H CNY1	06/12/2001-00/12/2001	7/25/2000	24 245 81	22 061 12	1 584 49
74 000 00	YIZHENG CHEM FIBRE	H CNY1	06/12/2001-00/12/2001	8/1/2000	20 825 80	18 632 47	2 193 33
30 000 00	RUSSIAN TELECOMMUNICATIONS DEV		06/12/2001-00/12/2001	2/10/2000	90 000 00	300 000 00	(210 000 00)
2 000 00	SLOVENIAN DEVELOPMENT CAP FD	SPONSORED ADR REP6TG PFD SHS	06/12/2001-00/12/2001	10/2/2000	27 569 08	20 250 00	7 319 08
1 593 00	EAST BRIDGE		06/12/2001-00/12/2001	12/26/2000	87 748 01	141 183 00	(73 434 99)
3 392 00	BONTON	CZK 100	06/12/2001-00/12/2001	4/10/2000	252 908 21	228 044 16	24 864 05
10 400 00	METALURGICA GERDAU	RECE-PTS TO DEB	06/12/2001-00/12/2001	11/17/2000	115 556 09	135 278 46	(19 722 47)
8 000 00	METALURGICA GERDAU	RECE-PTS TO DEB	06/12/2001-00/12/2001	11/10/1999	459 68	42 814 15	(42 354 47)
185 598 00	UMFER HLDGS LTD	ORD SHS	06/12/2001-00/12/2001	11/10/1999	0 00	(42 814 15)	42 814 15
1 400 00	CREATIVE TECHNOLOGY LTD	ORD	06/12/2001-00/12/2001	8/15/2000	23 994 28	73 128 43	(49 134 15)
1 600 00	CREATIVE TECHNOLOGY LTD	ORD	06/12/2001-00/12/2001	3/1/2000	32 091 97	20 237 00	11 854 97
2 000 00	CREATIVE TECHNOLOGY LTD	ORD	06/12/2001-00/12/2001	3/3/2000	38 655 89	20 762 00	17 893 96
1 000 00	CREATIVE TECHNOLOGY LTD	ORD	06/12/2001-00/12/2001	3/16/2000	61 407 95	22 965 00	38 442 95
1 000 00	CREATIVE TECHNOLOGY LTD	ORD	06/12/2001-00/12/2001	6/5/2000	26 901 40	11 487 50	15 413 90
1 000 00	CREATIVE TECHNOLOGY LTD	ORD	06/12/2001-00/12/2001	6/8/2000	27 024 09	11 055 75	15 968 34
1 100 00	CREATIVE TECHNOLOGY LTD	ORD	06/12/2001-00/12/2001	6/7/2000	26 609 85	11 027 50	15 582 35
1 200 00	CREATIVE TECHNOLOGY LTD	ORD	06/12/2001-00/12/2001	6/30/2000	28 575 97	12 030 00	16 545 97
0 00	ARRAL PACIFIC EQUITY TRUST		06/12/2001-00/12/2001	7/12/2000	2 679 90	0 00	2 679 90
0 00	ARRAL PACIFIC EQUITY TRUST		06/12/2001-00/12/2001	2/3/2000	20 091 90	0 00	20 091 90
0 00	NEW CENTURY HOLDINGS V	LIMITED PARTNERSHIP V	06/12/2001-00/12/2001	8/18/2000	26 754 40	0 00	26 754 40
0 00	NEW CENTURY HOLDINGS V	LIMITED PARTNERSHIP V	06/12/2001-00/12/2001	4/13/2000	31 894 47	0 00	31 894 47
23 000 00	CONTROL COMEX	UNITS REP 3 @ + 1 C	06/12/2001-00/12/2001	10/31/2000	25 642 59	21 304 42	4 338 17
148 100 00	NCIPHER	ORD GBP0 0001	06/12/2001-00/12/2001	10/18/2000	705 454 31	587 433 09	118 021 22
21 000 00	CABLE + WIRELESS	ORD GBP0 25	06/12/2001-00/12/2001	3/1/2000	447 113 37	448 068 81	(443 56)
4 600 00	LOGICA	ORD GBP0 10	06/12/2001-00/12/2001	3/1/2000	195 032 68	197 834 39	(2 801 71)
6 270 00	LOGICA	ORD GBP0 10	06/12/2001-00/12/2001	10/6/2000	208 496 10	206 699 19	1 796 91
1 000 00	LOGICA	ORD GBP0 10	06/12/2001-00/12/2001	10/9/2000	32 155 86	42 848 86	(10 693 00)
15 800 00	LOGICA	ORD GBP0 10	06/12/2001-00/12/2001	10/10/2000	487 899 20	676 954 02	(189 054 82)
4 600 00	LOGICA	ORD GBP0 10	06/12/2001-00/12/2001	10/20/2000	131 195 00	194 880 85	(63 685 85)
1 791 00	PEARSON	ORD GBP0 25	06/12/2001-00/12/2001	1/11/2000	84 449 98	25 081 16	59 368 82
1 279 00	PEARSON	ORD GBP0 25	06/12/2001-00/12/2001	1/13/2000	45 462 96	17 818 25	27 644 71
3 500 00	PEARSON	ORD GBP0 25	06/12/2001-00/12/2001	2/8/2000	128 473 18	49 018 94	80 454 24
3 850 00	PEARSON	ORD GBP0 25	06/12/2001-00/12/2001	2/8/2000	155 456 42	53 481 42	101 975 00
1 400 00	PEARSON	ORD GBP0 25	06/12/2001-00/12/2001	2/10/2000	54 006 13	19 576 75	34 429 38
27 800 00	PEARSON	ORD GBP0 25	06/12/2001-00/12/2001	3/1/2000	947 969 06	760 015 36	187 953 70
4 900 00	PEARSON	ORD GBP0 25	06/12/2001-00/12/2001	9/20/2000	130 729 55	71 544 86	59 184 69
11 300 00	PEARSON	ORD GBP0 25	06/12/2001-00/12/2001	8/21/2000	297 955 93	184 991 20	112 964 73
7 400 00	PEARSON	ORD GBP0 25	06/12/2001-00/12/2001	9/25/2000	204 339 82	108 047 34	96 292 48
1 900 00	PEARSON	ORD GBP0 25	06/12/2001-00/12/2001	9/26/2000	52 453 60	27 741 68	24 711 92
4 200 00	PEARSON	ORD GBP0 25	06/12/2001-00/12/2001	10/2/2000	115 539 68	61 324 16	54 215 52
2 100 00	PEARSON	ORD GBP0 25	06/12/2001-00/12/2001	10/3/2000	56 980 26	30 662 08	26 318 18
5 500 00	PEARSON	ORD GBP0 25	06/12/2001-00/12/2001	10/18/2000	140 554 41	80 305 46	60 248 95
1 900 00	PEARSON	ORD GBP0 25	06/12/2001-00/12/2001	11/2/2000	51 589 81	27 741 88	23 848 03
2 800 00	PEARSON	ORD GBP0 25	06/12/2001-00/12/2001	11/3/2000	75 199 81	40 882 78	34 316 83
800 00	PEARSON	ORD GBP0 25	06/12/2001-00/12/2001	11/6/2000	15 810 88	8 780 59	7 130 27
8 500 00	PEARSON	ORD GBP0 25	06/12/2001-00/12/2001	11/16/2000	198 702 03	124 108 43	74 593 60
1 800 00	PEARSON	ORD GBP0 25	06/12/2001-00/12/2001	11/17/2000	42 402 47	26 281 78	16 120 68
10 400 00	PEARSON	ORD GBP0 25	06/12/2001-00/12/2001	12/8/2000	246 563 47	148 299 65	98 263 82
224 900 00	VODAFONE AIRTOUCH	ORD USDO 10	06/12/2001-00/12/2001	1/5/2000	1 048 784 04	1 050 855 78	(4 071 72)
108 150 00	VODAFONE AIRTOUCH	ORD USDO 10	06/12/2001-00/12/2001	1/6/2000	465 507 29	460 889 20	4 618 09
93 570 00	VODAFONE AIRTOUCH	ORD USDO 10	06/12/2001-00/12/2001	1/7/2000	429 887 73	394 909 46	34 978 27
135 700 00	VODAFONE AIRTOUCH	ORD USDO 10	06/12/2001-00/12/2001	2/11/2000	754 490 00	711 369 44	43 120 56
8 200 00	VODAFONE AIRTOUCH	ORD USDO 10	06/12/2001-00/12/2001	2/28/2000	48 953 28	34 478 48	12 474 79
7 200 00	VODAFONE AIRTOUCH	ORD USDO 10	06/12/2001-00/12/2001	2/29/2000	39 968 88	30 273 76	9 695 12
234 000 00	VODAFONE AIRTOUCH	ORD USDO 10	06/12/2001-00/12/2001	3/1/2000	1 322 514 08	873 125 14	449 388 94
89 200 00	VODAFONE GROUP PLC	ORD USDO 10	06/12/2001-00/12/2001	7/31/2000	374 777 38	362 890 31	11 887 07
203 500 00	VODAFONE GROUP	ORD USDO 10	06/12/2001-00/12/2001	8/31/2000	806 292 78	804 657 93	1 634 85
47 700 00	VODAFONE GROUP	ORD USDO 10	06/12/2001-00/12/2001	10/16/2000	182 424 04	182 007 78	(416 24)
89 000 00	GRANADA GROUP	ORD GBP0 125	06/12/2001-00/12/2001	10/19/2000	186 544 83	164 696 09	21 848 74
15 700 00	GRANADA GROUP	ORD GBP0 125	06/12/2001-00/12/2001	3/1/2000	904 935 28	785 126 83	119 808 45
27 800 00	GRANADA GROUP	ORD GBP0 125	06/12/2001-00/12/2001	5/3/2000	154 099 96	118 829 54	35 270 42
7 300 00	GRANADA GROUP	ORD GBP0 125	06/12/2001-00/12/2001	5/4/2000	211 729 99	138 068 86	73 661 13
10 500 00	GRANADA GROUP	ORD GBP0 125	06/12/2001-00/12/2001	5/11/2000	89 297 34	44 370 35	44 926 99
14 600 00	GRANADA GROUP	ORD GBP0 125	06/12/2001-00/12/2001	5/12/2000	89 549 78	81 740 58	7 809 20
12 600 00	GRANADA GROUP	ORD GBP0 125	06/12/2001-00/12/2001	5/15/2000	140 821 67	81 260 48	59 561 19
10 475 00	GRANADA GROUP	ORD GBP0 125	06/12/2001-00/12/2001	6/6/2000	122 275 52	68 891 84	53 383 68
12 900 00	GRANADA GROUP	ORD GBP0 125	06/12/2001-00/12/2001	8/15/2000	99 558 33	56 407 25	43 151 08
14 600 00	GRANADA GROUP	ORD GBP0 125	06/12/2001-00/12/2001	8/20/2000	127 487 22	68 789 69	58 697 53
10 600 00	GRANADA GROUP	ORD GBP0 125	06/12/2001-00/12/2001	6/22/2000	141 331 96	74 581 95	66 750 01
2 000 00	GRANADA GROUP	ORD GBP0 125	06/12/2001-00/12/2001	6/23/2000	102 900 08	42 450 98	60 449 10
17 100 00	GRANADA GROUP	ORD GBP0 125	06/12/2001-00/12/2001	6/26/2000	19 484 18	8 009 62	11 474 56
2 970 00	GRANADA GROUP	ORD GBP0 125	06/12/2001-00/12/2001	6/28/2000	168 752 81	68 482 23	100 270 58
16 220 00	GRANADA GROUP	ORD GBP0 125	06/12/2001-00/12/2001	6/30/2000	29 283 14	11 894 28	17 388 86
22 810 00	GRANADA GROUP	ORD GBP0 125	06/12/2001-00/12/2001	7/7/2000	156 617 04	64 958 01	91 659 03
3 780 00	GRANADA GROUP	ORD GBP0 125	06/12/2001-00/12/2001	7/10/2000	218 896 19	91 319 06	127 576 53
26 380 00	GRANADA GROUP	ORD GBP0 125	06/12/2001-00/12/2001	7/11/2000	36 034 80	15 172 53	20 862 27
31 070 00	GRANADA GROUP	ORD GBP0 125	06/12/2001-00/12/2001	7/12/2000	241 947 81	105 847 24	136 100 57
81 500 00	GRANADA GROUP	ORD GBP0 125	06/12/2001-00/12/2001	7/13/2000	287 321 25	122 702 23	164 619 02
40 200 00	GRANADA GROUP	ORD GBP0 125	06/12/2001-00/12/2001	7/14/2000	775 956 22	314 417 82	461 538 40
38 500 00	GRANADA GROUP	ORD GBP0 125	06/12/2001-00/12/2001	7/17/2000	373 196 31	154 017 68	219 178 63
1 800 00	GRANADA GROUP	ORD GBP0 125	06/12/2001-00/12/2001	7/18/2000	380 750 81	147 504 48	233 246 32
38 700 00	INVENYS	ORD GBP 0 25	06/12/2001-00/12/2001	7/19/2000	14 580 84	6 130 06	8 450 78
148 000 00	INVENYS	ORD GBP 0 25	06/12/2001-00/12/2001	7/11/2000	206 851 38	187 478 00	22 471 48
14 200 00	INVENYS	ORD GBP 0 25	06/12/2001-00/12/2001	3/1/2000	665 869 80	638 568 06	27 301 74
26 500 00	INVENYS	ORD GBP 0 25	06/12/2001-00/12/2001	3/15/2000	56 494 32	56 005 06	(489 26)
77 600 00	INVENYS	ORD GBP 0 25	06/12/2001-00/12/2001	3/16/2000	112 819 77	105 077 66	7 742 11
70 300 00	INVENYS	ORD GBP 0 25	06/12/2001-00/12/2001	5/28/2000	308 306 76	301 353 97	7 952 79
318 211 00	INVENYS	ORD GBP 0 25	06/12/2001-00/12/2001	5/30/2000	276 285 16	249 882 15	26 403 01
19 791 00	INVENYS	ORD GBP 0 25	06/12/2001-00/12/2001	5/31/2000	1 158 487 82	802 453 88	357 033 94
412 149 00	INVENYS	ORD GBP 0 25	06/12/2001-00/12/2001	6/1/2000	70 871 14	43 803 91	27 067 23
49 237 00	INVENYS	ORD GBP 0 25	06/12/2001-00/12/2001	6/2/2000	1 540 054 25	878 087 25	661 967 00
132 212 00	INVENYS	ORD GBP 0 25	06/12/2001-00/12/2001	6/2/2000	178 541 85	106 753 33	70 788 52
19 700 00	GRANADA COMPASS	ORD GBP0 10	06/12/2001-00/12/2001	6/5/2000	508 893 55	273 426 59	235 466 96
21 700 00	GRANADA COMPASS	ORD GBP0 10	06/12/2001-00/12/2001	6/13/2000	188 559 83	99 734 83	88 825 00
17 800 00	GRANADA COMPASS	ORD GBP0 10	06/12/2001-00/12/2001	6/14/2000	211 340 71	106 942 53	104 398 18
31 823 00	GRANADA COMPASS	ORD GBP0 10	06/12/2001-00/12/2001	6/15/2000	160 677 81	88 132 76	72 545 05
41 278 00	GRANADA COMPASS	ORD GBP0 10	06/12/2001-00/12/2001	9/20/2000	311 189 87	158 108 30	153 081 57
31 487 00	GRANADA COMPASS	ORD GBP0 10	06/12/2001-00/12/2001	9/21/2000	381 734 07	204 490 03	177 244 04
27 048 00	GRANADA COMPASS	ORD GBP0 10	06/12/2001-00/12/2001	9/22/2000	311 109 86	155 515 79	155 594 07
13 118 00							

THE ROCKEFELLER FOUNDATION
EMPLOYEE ID NO 13 165629
GAIN AND LOSSES FOR TAX ON INVESTMENT INCOME
FORM 990 PF 2000 PART IV

Par	Security Name	Security Description	Date Bought	Date Sold	Proceeds	Cost	Realized
10 000 00	GRANADA MEDIA	ORD GBP0 025	06/12/21-00/12/21	11/2/2000	58 613 08	77 986 47	(18 373 39)
78 000 00	GRANADA MEDIA	ORD GBP0 025	06/12/21-00/12/21	11/6/2000	148 783 21	207 764 81	(58 981 60)
12 000 00	GRANADA MEDIA	ORD GBP0 025	06/12/21-00/12/21	11/6/2000	67 662 38	87 583 76	(20 921 37)
2 037 00	GRANADA MEDIA	ORD GBP0 025	06/12/21-00/12/21	11/17/2000	10 871 32	15 885 84	(5 014 52)
12 627 00	GRANADA MEDIA	ORD GBP0 025	06/12/21-00/12/21	11/20/2000	67 267 31	98 473 51	(31 206 20)
9 777 00	GRANADA MEDIA	ORD GBP0 025	06/12/21-00/12/21	11/21/2000	52 153 29	78 247 37	(26 094 08)
8 011 00	GRANADA MEDIA	ORD GBP0 025	06/12/21-00/12/21	11/22/2000	42 338 58	67 474 96	(25 136 38)
7 851 00	GRANADA MEDIA	ORD GBP0 025	06/12/21-00/12/21	11/23/2000	15 044 82	27 233 94	(12 189 12)
29 192 00	GRANADA MEDIA	ORD GBP0 025	06/12/21-00/12/21	11/24/2000	148 152 94	227 658 09	(79 505 15)
22 404 00	GRANADA MEDIA	ORD GBP0 025	06/12/21-00/12/21	11/27/2000	118 856 40	174 720 87	(55 864 47)
30 343 00	GRANADA MEDIA	ORD GBP0 025	06/12/21-00/12/21	11/28/2000	163 635 12	236 634 33	(72 999 21)
8 181 00	GRANADA MEDIA	ORD GBP0 025	06/12/21-00/12/21	11/28/2000	33 225 32	48 047 46	(14 822 14)
15 657 00	GRANADA MEDIA	ORD GBP0 025	06/12/21-00/12/21	11/29/2000	85 802 50	127 103 41	(41 290 91)
20 800 00	MARCOMI	ORD GBP0 05	06/12/21-00/12/21	10/17/2000	254 573 45	337 324 84	(82 751 39)
116 000 00	KIMBERLY CLARK MEX	A NPV	06/12/21-00/12/21	3/1/2000	356 427 40	425 634 31	(69 206 91)
9 000 00	KIMBERLY CLARK MEX	A NPV	06/12/21-00/12/21	7/3/2000	27 782 10	29 820 58	(2 038 48)
3 400 00	KIMBERLY CLARK MEX	A NPV	06/12/21-00/12/21	7/4/2000	10 676 51	10 924 09	(247 58)
2 200 00	KIMBERLY CLARK MEX	A NPV	06/12/21-00/12/21	7/7/2000	8 851 00	7 087 92	(1 763 08)
6 800 00	KIMBERLY CLARK MEX	A NPV	06/12/21-00/12/21	7/18/2000	19 576 47	21 202 81	(1 626 34)
4 800 00	KIMBERLY CLARK MEX	A NPV	06/12/21-00/12/21	7/20/2000	13 770 61	14 777 78	(1 007 17)
4 500 00	KIMBERLY CLARK MEX	A NPV	06/12/21-00/12/21	7/21/2000	12 985 28	14 456 53	(1 471 25)
4 100 00	KIMBERLY CLARK MEX	A NPV	06/12/21-00/12/21	7/24/2000	11 874 18	13 127 38	(1 253 19)
9 300 00	KIMBERLY CLARK MEX	A NPV	06/12/21-00/12/21	7/25/2000	26 095 54	29 192 82	(3 097 28)
3 100 00	KIMBERLY CLARK MEX	A NPV	06/12/21-00/12/21	7/26/2000	8 967 75	9 730 98	(763 23)
10 500 00	KIMBERLY CLARK MEX	A NPV	06/12/21-00/12/21	7/27/2000	28 587 05	32 833 85	(4 246 80)
6 000 00	KIMBERLY CLARK MEX	A NPV	06/12/21-00/12/21	7/28/2000	16 662 28	18 722 28	(2 059 99)
4 000 00	KIMBERLY CLARK MEX	A NPV	06/12/21-00/12/21	7/31/2000	11 500 31	12 558 03	(1 057 72)
5 800 00	KIMBERLY CLARK MEX	A NPV	06/12/21-00/12/21	8/1/2000	17 026 70	18 182 12	(1 155 42)
4 300 00	KIMBERLY CLARK MEX	A NPV	06/12/21-00/12/21	8/2/2000	12 518 66	13 116 84	(598 18)
3 100 00	KIMBERLY CLARK MEX	A NPV	06/12/21-00/12/21	8/3/2000	8 955 82	9 417 68	(461 86)
2 800 00	KIMBERLY CLARK MEX	A NPV	06/12/21-00/12/21	8/4/2000	8 372 32	8 498 02	(125 70)
5 400 00	KIMBERLY CLARK MEX	A NPV	06/12/21-00/12/21	8/7/2000	15 948 57	16 375 42	(426 85)
6 400 00	KIMBERLY CLARK MEX	A NPV	06/12/21-00/12/21	8/8/2000	18 852 83	19 382 80	(529 97)
1 600 00	KIMBERLY CLARK MEX	A NPV	06/12/21-00/12/21	8/9/2000	4 733 97	4 840 89	(1 06 92)
6 000 00	KIMBERLY CLARK MEX	A NPV	06/12/21-00/12/21	8/18/2000	18 501 81	17 877 41	624 40
3 900 00	KIMBERLY CLARK MEX	A NPV	06/12/21-00/12/21	8/22/2000	11 723 70	11 369 23	354 47
2 800 00	KIMBERLY CLARK MEX	A NPV	06/12/21-00/12/21	8/23/2000	8 713 29	8 454 05	259 24
5 000 00	KIMBERLY CLARK MEX	A NPV	06/12/21-00/12/21	8/24/2000	4 491 69	4 098 57	393 12
2 800 00	KIMBERLY CLARK MEX	A NPV	06/12/21-00/12/21	8/25/2000	14 943 22	10 353 54	4 589 68
2 700 00	KIMBERLY CLARK MEX	A NPV	06/12/21-00/12/21	9/8/2000	8 322 04	4 501 23	3 820 81
3 800 00	KIMBERLY CLARK MEX	A NPV	06/12/21-00/12/21	9/12/2000	8 521 24	3 536 68	2 984 56
4 000 00	KIMBERLY CLARK MEX	A NPV	06/12/21-00/12/21	9/13/2000	11 449 25	6 268 56	5 179 65
4 300 00	KIMBERLY CLARK MEX	A NPV	06/12/21-00/12/21	9/14/2000	11 778 75	6 430 32	5 348 43
2 000 00	KIMBERLY CLARK MEX	A NPV	06/12/21-00/12/21	9/15/2000	12 338 18	6 917 60	5 420 58
14 800 00	KIMBERLY CLARK MEX	A NPV	06/12/21-00/12/21	9/16/2000	5 538 38	3 215 16	2 323 22
1 800 00	KIMBERLY CLARK MEX	A NPV	06/12/21-00/12/21	9/16/2000	40 481 76	23 957 95	16 523 81
2 700 00	KIMBERLY CLARK MEX	A NPV	06/12/21-00/12/21	9/20/2000	4 418 37	2 572 13	1 846 24
5 200 00	KIMBERLY CLARK MEX	A NPV	06/12/21-00/12/21	9/21/2000	7 253 30	4 340 47	2 912 83
6 800 00	KIMBERLY CLARK MEX	A NPV	06/12/21-00/12/21	9/22/2000	14 084 43	8 358 42	5 725 01
2 900 00	KIMBERLY CLARK MEX	A NPV	06/12/21-00/12/21	9/25/2000	19 554 42	11 097 30	8 457 12
6 000 00	KIMBERLY CLARK MEX	A NPV	06/12/21-00/12/21	9/26/2000	7 995 89	4 601 98	3 393 91
6 000 00	KIMBERLY CLARK MEX	A NPV	06/12/21-00/12/21	9/27/2000	18 527 46	9 645 48	8 881 98
6 000 00	KIMBERLY CLARK MEX	A NPV	06/12/21-00/12/21	9/28/2000	18 181 15	9 645 48	8 535 67
5 000 00	KIMBERLY CLARK MEX	A NPV	06/12/21-00/12/21	10/12/2000	11 484 96	8 037 90	3 447 06
3 400 00	KIMBERLY CLARK MEX	A NPV	06/12/21-00/12/21	10/13/2000	8 325 58	5 465 71	2 859 87
2 300 00	KIMBERLY CLARK MEX	A NPV	06/12/21-00/12/21	10/16/2000	5 687 37	3 697 44	1 989 93
4 000 00	KIMBERLY CLARK MEX	A NPV	06/12/21-00/12/21	10/17/2000	9 787 58	6 430 32	3 357 26
3 000 00	KIMBERLY CLARK MEX	A NPV	06/12/21-00/12/21	10/18/2000	7 331 08	4 822 74	2 508 34
2 500 00	KIMBERLY CLARK MEX	A NPV	06/12/21-00/12/21	10/19/2000	6 295 75	4 018 05	2 277 70
7 200 00	KIMBERLY CLARK MEX	A NPV	06/12/21-00/12/21	10/23/2000	16 175 72	11 574 58	4 601 14
6 700 00	KIMBERLY CLARK MEX	A NPV	06/12/21-00/12/21	10/24/2000	10 548 38	10 770 79	(222 41)
10 600 00	KIMBERLY CLARK MEX	A NPV	06/12/21-00/12/21	10/25/2000	24 184 31	17 040 35	7 143 96
14 800 00	KIMBERLY CLARK MEX	A NPV	06/12/21-00/12/21	10/26/2000	34 278 33	23 782 18	10 496 15
14 800 00	KIMBERLY CLARK MEX	A NPV	06/12/21-00/12/21	11/13/2000	36 207 94	23 470 68	12 737 26
9 000 00	KIMBERLY CLARK MEX	A NPV	06/12/21-00/12/21	12/8/2000	23 285 05	14 484 22	8 800 83
12 000 00	KIMBERLY CLARK MEX	A NPV	06/12/21-00/12/21	12/13/2000	30 256 56	19 290 87	10 965 69
1 000 00	AXA	EURB 15	06/12/21-00/12/21	2/28/2000	126 671 01	63 084 89	63 586 12
4 180 00	AXA	EURB 15	06/12/21-00/12/21	3/1/2000	519 843 51	264 037 43	255 806 08
4 800 00	AXA	EURB 15	06/12/21-00/12/21	3/3/2000	543 207 40	268 788 64	274 418 76
3 780 00	AXA	EURB 15	06/12/21-00/12/21	3/13/2000	383 072 88	205 625 11	177 447 77
850 00	AXA	EURB 15	06/12/21-00/12/21	3/14/2000	115 509 53	60 083 42	55 426 11
3 180 00	AXA	EURB 15	06/12/21-00/12/21	3/15/2000	382 326 80	199 014 38	183 312 42
5 050 00	AXA	EURB 15	06/12/21-00/12/21	3/16/2000	637 955 78	316 003 95	321 951 83
2 100 00	AXA	EURB 15	06/12/21-00/12/21	3/22/2000	286 088 59	151 407 59	134 680 99
8 285 00	AXA	EURB 15	06/12/21-00/12/21	3/24/2000	885 441 51	378 747 63	506 693 88
150 00	ARES SERONO SA	B CHF50(BR)	06/12/21-00/12/21	3/1/2000	519 039 41	510 000 88	(6 438 52)
24 00	ARES SERONO SA	B CHF50(BR)	06/12/21-00/12/21	3/10/2000	715 783 75	73 378 00	642 405 75
35 00	ARES SERONO SA	B CHF50(BR)	06/12/21-00/12/21	4/28/2000	121 970 37	90 865 73	30 104 64
2 000 00	CAP GEMINI	EURB	06/12/21-00/12/21	3/1/2000	603 650 85	514 750 70	88 900 15
700 00	CAP GEMINI	EURB	06/12/21-00/12/21	3/10/2000	236 832 58	179 276 37	57 556 21
1 747 00	CAP GEMINI	EURB	06/12/21-00/12/21	7/17/2000	321 148 66	458 451 59	(137 302 93)
1 321 00	CAP GEMINI	EURB	06/12/21-00/12/21	7/18/2000	238 141 46	337 306 23	(98 164 77)
1 448 00	CAP GEMINI	EURB	06/12/21-00/12/21	7/18/2000	257 201 49	368 303 57	(111 102 08)
1 078 00	CAP GEMINI	EURB	06/12/21-00/12/21	7/20/2000	168 813 57	286 703 27	(117 889 70)
1 075 00	CAP GEMINI	EURB	06/12/21-00/12/21	8/2/2000	198 184 18	258 212 83	(60 028 65)
100 00	CAP GEMINI	EURB	06/12/21-00/12/21	8/7/2000	17 386 27	24 078 16	(6 691 89)
1 200 00	CAP GEMINI	EURB	06/12/21-00/12/21	8/8/2000	202 735 70	286 680 53	(83 944 83)
1 140 00	CAP GEMINI	EURB	06/12/21-00/12/21	10/17/2000	195 413 86	288 558 13	(93 144 27)
28 890 00	ALCATEL	EUR10	06/12/21-00/12/21	5/22/2000	0 00	0 00	0 00
20 700 00	UNICREDITO ITALIAN	ITL500	06/12/21-00/12/21	1/8/2000	87 125 21	41 227 82	45 897 38
17 800 00	UNICREDITO ITALIAN	ITL500	06/12/21-00/12/21	1/7/2000	84 133 18	35 451 94	48 681 24
17 800 00	UNICREDITO ITALIAN	ITL500	06/12/21-00/12/21	1/11/2000	80 648 37	35 053 61	45 594 76
15 800 00	UNICREDITO ITALIAN	ITL500	06/12/21-00/12/21	1/12/2000	70 535 07	31 078 24	39 456 83
78 700 00	UNICREDITO ITALIAN	ITL500	06/12/21-00/12/21	1/13/2000	352 278 29	158 737 07	193 541 22
67 800 00	UNICREDITO ITALIAN	ITL500	06/12/21-00/12/21	1/17/2000	290 042 41	134 120 56	155 921 85
90 200 00	UNICREDITO ITALIAN	ITL500	06/12/21-00/12/21	1/18/2000	378 544 48	179 208 34	199 336 14
68 300 00	UNICREDITO ITALIAN	ITL500	06/12/21-00/12/21	1/18/2000	281 240 01	135 071 83	146 168 18
112 800 00	UNICREDITO ITALIAN	ITL500	06/12/21-00/12/21	1/20/2000	484 156 75	222 680 37	261 476 38
112 100 00	UNICREDITO ITALIAN	ITL500	06/12/21-00/12/21	1/21/2000	454 588 01	221 681 51	232 906 50
99 200 00	UNICREDITO ITALIAN	ITL500	06/12/21-00/12/21	1/24/2000	401 801 83	196 180 18	205 621 65
14 200 00	UNICREDITO ITALIAN	ITL500	06/12/21-00/12/21	1/25/2000	58 507 46	28 082 24	30 425 22
18 000 00	UNICREDITO ITALIAN	ITL500	06/12/21-00/12/21	1/26/2000	83 363 57	31 641 95	51 721 61
47 480 00	UNICREDITO ITALIAN	ITL500	06/12/21-00/12/21	1/27/2000	188 541 21	83 657 88	104 883 33
20 410 00	UNICREDITO ITALIAN	ITL500	06/12/21-00/12/21	1/28/2000	78 488 50	40 363 26	38 125 24
29 820 00	UNICREDITO ITALIAN	ITL500	06/12/21-00/12/21	1/31/2000	114 487 82	58 571 18	55 916 64
112 800 00	UNICREDITO ITALIAN	ITL500	06				

THE ROCKEFELLER FOUNDATION
EMPLOYEE ID NO 13-165629
GAIN AND LOSSES FOR TAX ON INVESTMENT INCOME
FORM 990 PF 2000 PART IV

Par	Security Name	Security Description	Date Bought	Date Sold	Proceeds	Cost	Realized
1 717 00	AVENTIS SA	EUR3 B2	05/12/2001-00/12/21	1/14/2000	107 973 55	102 578 37	5 397 18
2 220 00	AVENTIS SA	EUR3 B2	05/12/2001-00/12/21	1/18/2000	132 786 24	132 826 40	159 84
12 000 00	AVENTIS SA	EUR3 B2	05/12/2001-00/12/21	3/1/2000	614 702 31	651 448 17	(36 745 86)
4 330 00	AVENTIS SA	EUR3 B2	05/12/2001-00/12/21	4/13/2000	253 330 47	224 302 58	29 027 89
4 150 00	AVENTIS SA	EUR3 B2	05/12/2001-00/12/21	5/8/2000	243 768 34	214 946 71	28 821 63
4 080 00	AVENTIS SA	EUR3 B2	05/12/2001-00/12/21	5/16/2000	239 480 35	210 080 77	29 419 58
6 120 00	AVENTIS SA	EUR3 B2	05/12/2001-00/12/21	5/17/2000	341 611 24	313 678 53	27 932 71
1 690 00	AVENTIS SA	EUR3 B2	05/12/2001-00/12/21	6/2/2000	111 354 13	86 452 75	24 901 38
7 740 00	AVENTIS SA	EUR3 B2	05/12/2001-00/12/21	6/8/2000	477 798 91	362 707 58	65 091 32
3 010 00	AVENTIS SA	EUR3 B2	05/12/2001-00/12/21	6/7/2000	185 481 80	150 613 89	34 867 91
3 410 00	AVENTIS SA	EUR3 B2	05/12/2001-00/12/21	6/23/2000	233 828 81	189 363 21	64 465 70
2 790 00	AVENTIS SA	EUR3 B2	05/12/2001-00/12/21	6/28/2000	190 476 24	139 032 45	51 443 79
545 00	AVENTIS SA	EUR3 B2	05/12/2001-00/12/21	7/28/2000	40 233 40	27 022 35	13 211 05
4 206 00	AVENTIS SA	EUR3 B2	05/12/2001-00/12/21	7/9/2000	312 202 83	208 543 16	103 659 67
350 00	AVENTIS SA	EUR3 B2	05/12/2001-00/12/21	8/7/2000	26 089 39	17 353 81	8 735 58
1 830 00	AVENTIS SA	EUR3 B2	05/12/2001-00/12/21	8/6/2000	136 345 29	80 337 97	46 007 32
520 00	AVENTIS SA	EUR3 B2	05/12/2001-00/12/21	8/16/2000	40 688 73	25 657 18	15 031 55
680 00	AVENTIS SA	EUR3 B2	05/12/2001-00/12/21	8/17/2000	53 088 91	33 551 68	19 537 22
350 00	AVENTIS SA	EUR3 B2	05/12/2001-00/12/21	8/22/2000	26 789 79	17 269 25	9 520 54
290 00	AVENTIS SA	EUR3 B2	05/12/2001-00/12/21	8/31/2000	21 999 54	14 308 81	7 690 73
100 00	AVENTIS SA	EUR3 B2	05/12/2001-00/12/21	8/14/2000	7 348 69	4 934 07	2 414 62
1 800 00	AVENTIS SA	EUR3 B2	05/12/2001-00/12/21	8/25/2000	141 191 04	88 813 32	52 377 72
3 000 00	AVENTIS SA	EUR3 B2	05/12/2001-00/12/21	11/15/2000	226 432 43	147 177 92	79 254 5
1 200 00	AVENTIS SA	EUR3 B2	05/12/2001-00/12/21	11/16/2000	91 544 27	58 617 10	32 927 1
3 900 00	AVENTIS SA	EUR3 B2	05/12/2001-00/12/21	12/1/2000	302 476 85	189 871 6	112 605 16
1 540 00	SGL CARBON	ORD NPV	05/12/2001-00/12/21	1/28/2000	114 504 73	208 806 54	(94 391 81)
520 00	SGL CARBON	ORD NPV	05/12/2001-00/12/21	1/31/2000	38 843 14	70 288 03	(31 444 89)
1 700 00	SGL CARBON	ORD NPV	05/12/2001-00/12/21	2/1/2000	130 498 05	228 498 70	(97 911 65)
360 00	SGL CARBON	ORD NPV	05/12/2001-00/12/21	2/2/2000	26 786 32	48 083 43	(21 287 11)
1 080 00	SGL CARBON	ORD NPV	05/12/2001-00/12/21	2/3/2000	79 057 10	141 578 99	(62 521 88)
840 00	SGL CARBON	ORD NPV	05/12/2001-00/12/21	2/4/2000	62 384 18	111 706 17	(49 321 99)
2 390 00	SGL CARBON	ORD NPV	05/12/2001-00/12/21	2/7/2000	182 808 69	312 816 17	(129 806 48)
3 060 00	SGL CARBON	ORD NPV	05/12/2001-00/12/21	2/8/2000	258 633 34	386 798 11	(127 964 77)
900 00	SGL CARBON	ORD NPV	05/12/2001-00/12/21	2/9/2000	78 142 53	109 255 06	(31 112 53)
440 00	SGL CARBON	ORD NPV	05/12/2001-00/12/21	2/14/2000	37 136 43	53 019 06	(15 882 63)
410 00	SGL CARBON	ORD NPV	05/12/2001-00/12/21	2/15/2000	33 178 34	49 905 95	(15 827 61)
770 00	SGL CARBON	ORD NPV	05/12/2001-00/12/21	2/16/2000	63 384 96	91 880 17	(28 495 21)
1 370 00	SGL CARBON	ORD NPV	05/12/2001-00/12/21	2/17/2000	115 268 97	162 567 18	(47 298 19)
1 090 00	SGL CARBON	ORD NPV	05/12/2001-00/12/21	2/18/2000	81 254 70	128 311 94	(37 047 24)
1 370 00	SGL CARBON	ORD NPV	05/12/2001-00/12/21	2/23/2000	118 662 13	160 311 75	(41 649 62)
2 820 00	SGL CARBON	ORD NPV	05/12/2001-00/12/21	2/24/2000	279 122 03	336 368 30	(57 246 27)
370 00	SGL CARBON	ORD NPV	05/12/2001-00/12/21	2/25/2000	36 121 07	41 918 97	(5 795 90)
4 830 00	SGL CARBON	ORD NPV	05/12/2001-00/12/21	2/26/2000	464 854 75	470 807 23	(5 852 48)
2 500 00	SGL CARBON	ORD NPV	05/12/2001-00/12/21	3/1/2000	243 196 61	196 672 33	43 524 28
260 00	SGL CARBON	ORD NPV	05/12/2001-00/12/21	3/16/2000	27 671 78	20 166 31	7 505 47
780 00	SGL CARBON	ORD NPV	05/12/2001-00/12/21	3/17/2000	72 185 99	60 177 32	12 008 67
200 00	SGL CARBON	ORD NPV	05/12/2001-00/12/21	3/20/2000	18 260 28	15 065 08	3 195 20
607 00	SGL CARBON	ORD NPV	05/12/2001-00/12/21	7/18/2000	48 431 10	45 813 58	2 617 52
464 00	SGL CARBON	ORD NPV	05/12/2001-00/12/21	7/19/2000	36 415 82	34 787 88	1 628 04
452 00	SGL CARBON	ORD NPV	05/12/2001-00/12/21	7/20/2000	35 492 06	33 288 20	2 204 86
300 00	SGL CARBON	ORD NPV	05/12/2001-00/12/21	7/24/2000	23 843 10	22 063 84	1 779 26
800 00	SGL CARBON	ORD NPV	05/12/2001-00/12/21	8/2/2000	23 241 10	21 870 23	1 370 87
600 00	SGL CARBON	ORD NPV	05/12/2001-00/12/21	8/14/2000	56 168 91	65 856 38	(7 686 47)
470 00	SGL CARBON	ORD NPV	05/12/2001-00/12/21	8/15/2000	38 572 67	43 886 46	(5 313 78)
530 00	SGL CARBON	ORD NPV	05/12/2001-00/12/21	8/18/2000	30 180 65	34 216 58	(4 035 93)
565 00	SGL CARBON	ORD NPV	05/12/2001-00/12/21	8/19/2000	33 799 16	38 454 30	(4 655 14)
570 00	SGL CARBON	ORD NPV	05/12/2001-00/12/21	8/20/2000	35 613 89	41 030 83	(5 417 14)
600 00	SGL CARBON	ORD NPV	05/12/2001-00/12/21	10/2/2000	37 040 58	41 128 57	(4 087 99)
300 00	SGL CARBON	ORD NPV	05/12/2001-00/12/21	10/12/2000	38 930 42	42 723 97	(3 793 55)
190 00	SGL CARBON	ORD NPV	05/12/2001-00/12/21	10/13/2000	18 633 87	21 355 61	(2 721 74)
190 00	SGL CARBON	ORD NPV	05/12/2001-00/12/21	10/16/2000	6 310 29	7 040 85	(730 56)
780 00	SGL CARBON	ORD NPV	05/12/2001-00/12/21	10/17/2000	6 184 58	7 040 95	(842 37)
1 190 00	SGL CARBON	ORD NPV	05/12/2001-00/12/21	10/23/2000	46 416 60	54 796 82	(8 380 22)
300 00	SGL CARBON	ORD NPV	05/12/2001-00/12/21	10/24/2000	71 808 56	83 408 98	(11 600 42)
490 00	SGL CARBON	ORD NPV	05/12/2001-00/12/21	10/25/2000	17 882 86	20 853 26	(2 970 40)
500 00	SGL CARBON	ORD NPV	05/12/2001-00/12/21	10/26/2000	29 004 83	33 858 61	(3 853 78)
300 00	SGL CARBON	ORD NPV	05/12/2001-00/12/21	10/31/2000	30 722 95	34 434 70	(3 711 75)
400 00	SGL CARBON	ORD NPV	05/12/2001-00/12/21	11/1/2000	18 466 65	20 480 28	(2 013 63)
500 00	SGL CARBON	ORD NPV	05/12/2001-00/12/21	11/2/2000	47 128 56	53 680 41	(6 551 85)
400 00	SGL CARBON	ORD NPV	05/12/2001-00/12/21	11/3/2000	23 149 87	25 957 27	(2 807 40)
500 00	SGL CARBON	ORD NPV	05/12/2001-00/12/21	11/6/2000	26 374 57	32 074 60	(5 699 03)
1 800 00	SGL CARBON	ORD NPV	05/12/2001-00/12/21	11/10/2000	84 017 10	102 478 71	(18 461 61)
800 00	SGL CARBON	ORD NPV	05/12/2001-00/12/21	11/13/2000	42 188 56	48 668 80	(6 480 24)
537 00	SGL CARBON	ORD NPV	05/12/2001-00/12/21	11/14/2000	28 784 65	28 878 32	(93 67)
820 00	SGL CARBON	ORD NPV	05/12/2001-00/12/21	11/15/2000	44 148 64	38 741 33	5 407 31
337 00	SGL CARBON	ORD NPV	05/12/2001-00/12/21	11/16/2000	17 800 07	14 423 03	3 377 04
525 00	SGL CARBON	ORD NPV	05/12/2001-00/12/21	11/17/2000	27 278 84	22 340 46	4 938 38
694 00	SGL CARBON	ORD NPV	05/12/2001-00/12/21	11/20/2000	35 903 21	29 276 24	6 626 97
359 00	SGL CARBON	ORD NPV	05/12/2001-00/12/21	11/21/2000	18 270 52	15 137 26	3 133 26
135 00	SAP AG	DEM5	05/12/2001-00/12/21	3/1/2000	88 394 02	87 770 51	623 51
483 00	SAP AG	NPV	05/12/2001-00/12/21	10/17/2000	75 700 36	100 340 11	(24 639 75)
14 300 00	TELECOM ITALIA MOB	ITL50 DI RISP	05/12/2001-00/12/21	1/6/2000	59 463 83	71 845 51	(12 381 68)
41 700 00	TELECOM ITALIA MOB	ITL50 DI RISP	05/12/2001-00/12/21	1/7/2000	177 337 73	204 067 75	(26 730 02)
28 000 00	TELECOM ITALIA MOB	ITL50 DI RISP	05/12/2001-00/12/21	3/1/2000	152 596 75	135 028 18	17 568 57
35 700 00	TELECOM ITALIA MOB	ITL50 DI RISP	05/12/2001-00/12/21	4/18/2000	154 476 17	145 811 63	8 664 54
16 800 00	TELECOM ITALIA MOB	ITL50 DI RISP	05/12/2001-00/12/21	4/19/2000	72 135 44	67 800 37	4 335 07
13 900 00	TELECOM ITALIA MOB	ITL50 DI RISP	05/12/2001-00/12/21	4/20/2000	58 544 46	56 772 90	1 771 56
17 400 00	TELECOM ITALIA MOB	ITL50 DI RISP	05/12/2001-00/12/21	5/2/2000	71 044 42	70 822 87	221 55
48 798 00	TELECOM ITALIA MOB	ITL50 DI RISP	05/12/2001-00/12/21	5/3/2000	198 840 46	196 219 48	2 620 97
84 702 00	TELECOM ITALIA MOB	ITL50 DI RISP	05/12/2001-00/12/21	5/4/2000	345 442 08	332 259 14	13 182 95
35 000 00	TELECOM ITALIA MOB	ITL50	05/12/2001-00/12/21	3/1/2000	482 448 18	103 289 81	379 158 37
59 000 00	TELECOM ITALIA MOB	EURO 05	05/12/2001-00/12/21	8/8/2000	509 750 72	177 785 08	331 965 64
121 700 00	TELECOM ITALIA MOB	EURO 05	05/12/2001-00/12/21	9/1/2000	1 030 948 87	345 676 30	685 272 57
25 918 00	TELECOM ITALIA MOB	EURO 05	05/12/2001-00/12/21	9/12/2000	222 835 85	72 673 03	150 162 82
57 684 00	TELECOM ITALIA MOB	EURO 05	05/12/2001-00/12/21	9/13/2000	494 433 04	156 528 05	337 905 99
500 00	VALEO	FRF20	05/12/2001-00/12/21	2/1/2000	28 577 34	49 853 08	(21 275 74)
1 125 00	VALEO	FRF20	05/12/2001-00/12/21	2/14/2000	64 142 90	112 003 83	(47 860 93)
3 195 00	VALEO	FRF20	05/12/2001-00/12/21	2/15/2000	179 888 43	315 848 63	(136 060 20)
2 600 00	VALEO	FRF20	05/12/2001-00/12/21	2/28/2000	130 075 40	256 273 58	(126 198 18)
7 860 00	VALEO	FRF20	05/12/2001-00/12/21	3/1/2000	384 062 51	722 506 42	(338 443 91)
1 470 00	VALEO	FRF20	05/12/2001-00/12/21	3/3/2000	70 720 30	129 294 95	(58 574 65)
1 700 00	VALEO	FRF20	05/12/2001-00/12/21	3/6/2000	82 757 66	135 945 57	(53 187 91)
1 010 00	VALEO	FRF20	05/12/2001-00/12/21	3/7/2000	48 295 81	88 851 34	(39 555 53)
1 600 00	VALEO	FRF20	05/12/2001-00/12/21	3/8/2000	76 330 75	140 039 09	(63 708 34)
530 00	VALEO	FRF20	05/12/2001-00/12/21	3/9/2000	25 454 24	46 000 33	(20 546 09)
8 280 00	VALEO	FRF20	05/12/2001-00/12/21	3/13/2000	297 267 56	538 864 07	(241 596 51)
1 730 00	VALEO	FRF20	05				

THE ROCKEFELLER FOUNDATION
EMPLOYEE ID NO 13-165629
GAIN AND LOSSES FOR TAX ON INVESTMENT INCOME
FORM 990 PF 2000 PART IV

For	Security Name	Security Description	Date Bought	Date Sold	Proceeds	Cost	Realized
1 440 00	VALEO	FRF20	06/12/01-00/12/31	3/24/2000	78 509 40	117 318 40	(37 809 00)
510 00	VALEO	FRF20	06/12/01-00/12/31	3/27/2000	26 109 85	41 550 27	(15 440 42)
630 00	VALEO	FRF20	06/12/01-00/12/31	3/28/2000	32 536 86	51 056 72	(18 519 86)
1 670 00	VALEO	FRF20	06/12/01-00/12/31	3/29/2000	82 754 84	130 156 78	(47 401 94)
1 630 00	VALEO	FRF20	06/12/01-00/12/31	3/30/2000	81 765 78	130 860 22	(49 094 44)
1 210 00	VALEO	FRF20	06/12/01-00/12/31	3/31/2000	80 438 79	97 215 87	(36 777 08)
1 540 00	VALEO	FRF20	06/12/01-00/12/31	4/3/2000	75 020 30	123 230 41	(48 210 11)
3 580 00	VALEO	FRF20	06/12/01-00/12/31	4/4/2000	186 784 15	282 359 84	(95 575 69)
4 037 00	VALEO	FRF20	06/12/01-00/12/31	4/5/2000	226 525 73	304 523 30	(77 997 57)
2 488 00	VALEO	FRF20	06/12/01-00/12/31	4/6/2000	134 143 39	177 066 82	(42 923 43)
2 898 00	VALEO	FRF20	06/12/01-00/12/31	4/7/2000	151 639 29	204 256 19	(52 616 90)
1 174 00	VALEO	FRF20	06/12/01-00/12/31	4/10/2000	84 705 85	80 676 09	15 029 74
2 160 00	VNU N V	EURO 20	06/12/01-00/12/31	2/8/2000	124 954 90	75 565 57	49 389 33
2 500 00	VNU N V	EURO 20	06/12/01-00/12/31	2/11/2000	174 182 50	87 460 15	86 722 35
5 700 00	VNU N V	EURO 20	06/12/01-00/12/31	2/25/2000	411 796 31	199 409 13	212 38 11
5 500 00	VNU N V	EURO 20	06/12/01-00/12/31	2/28/2000	371 946 47	192 412 37	179 534 15
16 700 00	VNU N V	EURO 20	06/12/01-00/12/31	3/1/2000	1 138 111 16	510 520 36	627 590 80
6 000 00	VNU N V	EURO 20	06/12/01-00/12/31	8/1/2000	334 487 05	189 058 34	145 428 71
4 500 00	VNU N V	EURO 20	06/12/01-00/12/31	9/26/2000	224 980 00	58 501 12	156 478 88
5 500 00	VNU N V	EURO 20	06/12/01-00/12/31	9/27/2000	268 827 71	80 925 74	187 901 97
170 00	VNU N V	EURO 20	06/12/01-00/12/31	9/22/2000	6 233 24	7 501 34	5 731 80
4 300 00	VNU N V	EURO 20	06/12/01-00/12/31	9/22/2000	208 252 47	83 252 25	145 000 22
2 200 00	VNU N V	EURO 20	06/12/01-00/12/31	10/17/2000	138 470 86	100 906 99	37 563 87
2 490 00	VNU N V	EURO 20	06/12/01-00/12/31	11/2/2000	117 671 68	38 584 45	81 107 23
7 000 00	GETRONICS NV	MLG 0 25	06/12/01-00/12/31	3/1/2000	855 368 80	622 056 80	23 308 77
670 00	GETRONICS NV	MLG 0 25	06/12/01-00/12/31	3/7/2000	82 825 11	54 613 92	8 011 19
1 380 00	GETRONICS NV	MLG 0 25	06/12/01-00/12/31	3/8/2000	127 823 38	112 355 34	15 467 84
2 300 00	GETRONICS NV	MLG 0 25	06/12/01-00/12/31	3/8/2000	213 272 25	180 544 73	32 687 52
2 380 00	GETRONICS NV	MLG 0 25	06/12/01-00/12/31	3/10/2000	213 399 47	183 815 78	29 584 18
2 580 00	GETRONICS NV	MLG 0 25	06/12/01-00/12/31	3/15/2000	220 090 15	200 950 58	19 138 56
2 500 00	GETRONICS NV	MLG 0 25	06/12/01-00/12/31	3/16/2000	208 847 28	184 297 44	14 549 84
152 814 00	GETRONICS NV	MLG 0 25	06/12/01-00/12/31	5/18/2000	0 00	0 00	0 00
21 790 00	TELECOM ITALIA SPA	DI RISP ITL 1000	06/12/01-00/12/31	1/8/2000	126 716 27	88 892 90	37 825 37
70 340 00	TELECOM ITALIA SPA	DI RISP ITL 1000	06/12/01-00/12/31	1/7/2000	413 258 51	354 036 67	59 221 84
274 610 00	TELECOM ITALIA SPA	DI RISP ITL 1000	06/12/01-00/12/31	1/14/2000	1 672 620 86	1 292 496 83	380 121 03
225 733 00	TELECOM ITALIA SPA	DI RISP ITL 1000	06/12/01-00/12/31	1/17/2000	1 369 189 45	872 134 50	497 054 95
175 477 00	TELECOM ITALIA SPA	DI RISP ITL 1000	06/12/01-00/12/31	1/18/2000	1 083 764 33	699 583 57	384 180 76
118 400 00	TELECOM ITALIA SPA	DI RISP ITL 1000	06/12/01-00/12/31	1/18/2000	727 438 59	473 886 02	253 552 57
3 780 00	KON KPN NV	MLG1	06/12/01-00/12/31	2/7/2000	458 329 49	389 177 96	69 151 51
830 00	KON KPN NV	MLG1	06/12/01-00/12/31	2/8/2000	77 218 80	64 681 86	12 527 04
5 800 00	KON KPN NV	MLG1	06/12/01-00/12/31	3/1/2000	748 961 82	555 342 50	193 619 32
3 740 00	KON KPN NV	MLG1	06/12/01-00/12/31	5/2/2000	424 018 32	378 532 93	45 485 39
1 240 00	KON KPN NV	MLG1	06/12/01-00/12/31	5/3/2000	140 193 08	123 368 03	16 825 05
480 00	KON KPN NV	MLG1	06/12/01-00/12/31	5/3/2000	54 589 36	47 713 51	6 875 85
1 823 00	KON KPN NV	MLG1	06/12/01-00/12/31	5/4/2000	175 863 92	159 263 92	16 599 84
380 00	KON KPN NV	MLG1	06/12/01-00/12/31	5/3/2000	33 149 12	34 211 65	(1 062 53)
3 200 00	KON KPN NV	MLG1	06/12/01-00/12/31	5/3/2000	301 460 23	300 460 23	0 00
8 100 00	BCO BILBAO VIZCAYA	EURO 52	06/12/01-00/12/31	1/11/2000	83 528 07	84 868 50	(1 340 43)
37 861 00	BCO BILBAO VIZCAYA	EURO 52	06/12/01-00/12/31	1/13/2000	496 147 04	525 507 77	(27 360 73)
22 000 00	BCO BILBAO VIZCAYA	EURO 52	06/12/01-00/12/31	1/21/2000	272 908 24	302 443 88	(29 535 64)
33 000 00	BBVA (BILB VIZ ARG)	EURO 52	06/12/01-00/12/31	3/1/2000	484 338 57	437 206 94	47 131 63
0 00	BBVA (BILB VIZ ARG)	EURO 49	06/12/01-00/12/31	4/24/2000	0 00	8 305 33	(8 305 33)
18 400 00	BBVA (BILB VIZ ARG)	EURO 49	06/12/01-00/12/31	5/26/2000	755 718 79	237 527 58	518 191 21
3 000 00	BBVA (BILB VIZ ARG)	EURO 49	06/12/01-00/12/31	5/30/2000	41 670 84	38 715 03	2 955 81
1 300 00	BBVA (BILB VIZ ARG)	EURO 49	06/12/01-00/12/31	5/31/2000	18 166 40	16 737 58	1 428 82
21 700 00	BBVA (BILB VIZ ARG)	EURO 49	06/12/01-00/12/31	6/1/2000	309 033 85	279 312 48	29 72 3
2 800 00	SOMERA OYJ	NPV	06/12/01-00/12/31	1/13/2000	169 988 14	168 254 86	1 733 28
1 500 00	SOMERA OYJ	NPV	06/12/01-00/12/31	1/14/2000	103 782 56	38 344 06	65 437 60
800 00	SOMERA OYJ	NPV	06/12/01-00/12/31	1/17/2000	20 450 65	20 450 65	0 00
300 00	SOMERA OYJ	NPV	06/12/01-00/12/31	2/7/2000	25 398 17	7 668 99	17 729 18
1 200 00	SOMERA OYJ	NPV	06/12/01-00/12/31	2/8/2000	102 672 81	30 675 97	71 996 84
11 000 00	SOMERA OYJ	NPV	06/12/01-00/12/31	3/1/2000	860 986 63	281 196 39	579 790 24
2 280 00	SOMERA OYJ	NPV	06/12/01-00/12/31	5/2/2000	130 190 22	133 151 82	(3 038 40)
2 810 00	SOMERA OYJ	NPV	06/12/01-00/12/31	5/3/2000	158 640 92	169 918 00	(11 277 08)
2 050 00	SOMERA OYJ	NPV	06/12/01-00/12/31	7/17/2000	107 480 75	117 961 68	(10 480 93)
4 330 00	SOMERA OYJ	NPV	06/12/01-00/12/31	7/18/2000	215 967 61	248 057 36	(32 089 75)
8 810 00	SOMERA OYJ	NPV	06/12/01-00/12/31	10/24/2000	84 731 71	173 293 08	(88 561 37)
1 710 00	SOMERA OYJ	NPV	06/12/01-00/12/31	10/26/2000	38 845 36	64 828 03	(26 000 67)
10 740 00	SOMERA OYJ	NPV	06/12/01-00/12/31	10/27/2000	258 879 83	336 821 32	(77 941 49)
2 600 00	CARREFOUR	EUR12 50	06/12/01-00/12/31	3/1/2000	394 133 70	430 748 80	(39 615 10)
18 858 00	CARREFOUR	EUR12 50	06/12/01-00/12/31	3/3/2000	2 545 700 98	3 045 007 22	(539 306 24)
2 800 00	NOKIA AB OY	EURO 24	06/12/01-00/12/31	3/1/2000	557 260 85	149 408 86	407 851 99
4 100 00	SANOFI SYNTHELABO	EUR12	06/12/01-00/12/31	1/13/2000	159 723 83	91 782 95	67 940 88
2 170 00	SANOFI SYNTHELABO	EUR12	06/12/01-00/12/31	1/28/2000	80 226 22	48 034 18	32 192 04
11 400 00	SANOFI SYNTHELABO	EUR12	06/12/01-00/12/31	3/1/2000	435 410 82	179 242 80	256 168 02
2 150 00	SANOFI SYNTHELABO	EUR12	06/12/01-00/12/31	4/25/2000	87 869 83	76 232 00	11 637 83
840 00	SANOFI SYNTHELABO	EUR12	06/12/01-00/12/31	5/8/2000	25 319 39	7 865 05	17 454 34
8 880 00	SANOFI SYNTHELABO	EUR12	06/12/01-00/12/31	7/3/2000	360 763 71	82 101 03	278 662 68
1 370 00	SANOFI SYNTHELABO	EUR12	06/12/01-00/12/31	8/7/2000	16 584 54	15 584 08	50 470 46
1 700 00	SANOFI SYNTHELABO	EUR12	06/12/01-00/12/31	8/8/2000	88 385 06	20 082 58	68 302 48
470 00	SANOFI SYNTHELABO	EUR12	06/12/01-00/12/31	8/8/2000	21 818 39	4 958 84	16 860 55
390 00	SANOFI SYNTHELABO	EUR12	06/12/01-00/12/31	8/10/2000	20 304 23	4 602 59	15 701 64
320 00	SANOFI SYNTHELABO	EUR12	06/12/01-00/12/31	8/22/2000	16 534 20	3 776 48	12 757 72
50 00	SANOFI SYNTHELABO	EUR12	06/12/01-00/12/31	8/24/2000	2 595 86	590 08	2 005 78
650 00	SANOFI SYNTHELABO	EUR12	06/12/01-00/12/31	8/28/2000	33 030 44	7 868 86	25 161 58
3 000 00	SANOFI SYNTHELABO	EUR12	06/12/01-00/12/31	8/28/2000	155 948 28	34 408 84	121 539 44
1 000 00	SANOFI SYNTHELABO	EUR12	06/12/01-00/12/31	8/30/2000	51 871 86	11 468 88	40 402 98
1 030 00	SANOFI SYNTHELABO	EUR12	06/12/01-00/12/31	8/31/2000	50 895 00	11 814 08	39 080 92
4 380 00	SANOFI SYNTHELABO	EUR12	06/12/01-00/12/31	9/29/2000	229 657 78	50 005 86	179 651 92
5 800 00	SANOFI SYNTHELABO	EUR12	06/12/01-00/12/31	10/10/2000	315 837 97	87 350 13	248 487 84
5 200 00	SANOFI SYNTHELABO	EUR12	06/12/01-00/12/31	11/18/2000	300 929 14	58 681 15	242 247 99
4 100 00	SANOFI SYNTHELABO	EUR12	06/12/01-00/12/31	12/1/2000	244 937 83	48 107 56	196 830 27
8 977 00	VIVENDI	EUR15 5	06/12/01-00/12/31	8/14/2000	892 188 44	1 082 188 44	(189 028 13)
7 436 00	VIVENDI	EUR15 5	06/12/01-00/12/31	8/15/2000	688 865 82	829 829 75	(140 963 93)
7 873 00	VIVENDI	EUR15 5	06/12/01-00/12/31	8/16/2000	838 678 13	838 678 13	0 00
9 971 00	VIVENDI	EUR15 5	06/12/01-00/12/31	8/16/2000	948 571 42	1 027 211 42	(78 639 28)
22 280 00	BCO SANT CENT HSP	EURO SQR(EGD)	06/12/01-00/12/31	1/11/2000	248 702 45	255 181 70	(6 479 25)
22 080 00	BCO SANT CENT HSP	EURO SQR(EGD)	06/12/01-00/12/31	1/12/2000	241 028 84	253 242 78	(12 213 94)
22 090 00	BCO SANT CENT HSP	EURO SQR(EGD)	06/12/01-00/12/31	1/13/2000	240 587 80	252 741 07	(12 153 27)
33 100 00	BCO SANT CENT HSP	EURO SQR(EGD)	06/12/01-00/12/31	1/21/2000	338 845 89	377 096 61	(38 250 72)
22 800 00	BCO SANT CENT HSP	EURO SQR(EGD)	06/12/01-00/12/31	2/7/2000	250 734 54	250 731 30	3 003 24
29 400 00	BCO SANT CENT HSP	EURO SQR(EGD)	06/12/01-00/12/31	2/11/2000	294 818 61	328 182 84	(33 364 23)
38 100 00	BCO SANT CENT HSP	EURO SQR(EGD)	06/12/01-00/12/31	2/14/2000	384 325 37	421 622 49	(37 297 12)
23 700 00	BCO SANT CENT HSP	EURO SQR(EGD)	06/12/01-00/12/31	2/14/2000	235 129 42	250 585 11	(

THE ROCKEFELLER FOUNDATION
EMPLOYEE ID NO 13 155629
GAIN AND LOSSES FOR TAX ON INVESTMENT INCOME
FORM 990 PF 2000 PART IV

Part	Security Name	Security Description	Date Bought	Date Sold	Proceeds	Cost	Realized
22 050 00	TELEFONICA CA	EUR 1	05/12/2001-00/12/21	2/7/2000	835 908 61	255 165 00	360 742 71
7 713 00	TELEFONICA CA	EUR 1	05/12/2001-00/12/21	2/8/2000	224 749 63	87 126 02	13 622 71
12 050 00	TELEFONICA CA	EUR 1	05/12/2001-00/12/21	2/8/2000	369 109 51	134 661 04	234 447 57
10 600 00	TELEFONICA CA	EUR 1	05/12/2001-00/12/21	2/10/2000	320 501 38	115 527 21	206 074 18
30 000 00	TELEFONICA CA	EUR 1	05/12/2001-00/12/21	3/1/2000	875 463 02	178 018 07	698 444 25
5 500 00	TELEFONICA CA	EUR 1	05/12/2001-00/12/21	3/2/2000	149 174 76	32 746 04	116 427 85
14 400 00	TELEFONICA CA	EUR 1	05/12/2001-00/12/21	4/6/2000	350 578 62	85 737 44	264 839 18
8 800 00	TELEFONICA CA	EUR 1	05/12/2001-00/12/21	4/11/2000	214 303 96	52 395 10	161 908 89
28 800 00	TELEFONICA CA	EUR 1	05/12/2001-00/12/21	4/26/2000	840 881 53	170 206 08	670 685 45
20 880 00	TELEFONICA CA	EUR 1	05/12/2001-00/12/21	5/2/2000	489 381 83	122 051 32	367 330 51
7 480 00	TELEFONICA CA	EUR 1	05/12/2001-00/12/21	5/3/2000	180 856 05	44 028 18	136 827 77
2 990 00	TELEFONICA CA	EUR 1	05/12/2001-00/12/21	5/4/2000	70 157 74	17 040 09	52 511 05
20 790 00	TELEFONICA CA	EUR 1	05/12/2001-00/12/21	5/23/2000	381 611 76	118 586 05	263 013 11
10 400 00	TELEFONICA CA	EUR 1	05/12/2001-00/12/21	5/25/2000	198 865 16	81 158 79	117 706 38
10 610 00	TELEFONICA CA	EUR 1	05/12/2001-00/12/21	5/30/2000	221 542 41	82 393 72	159 148 69
10 600 00	TELEFONICA CA	EUR 1	05/12/2001-00/12/21	6/21/2000	207 607 86	62 201 89	145 005 77
20 020 00	TELEFONICA CA	EUR 1	05/12/2001-00/12/21	6/22/2000	415 233 55	121 741 58	293 491 9
68 293 00	TELEFONICA CA	EUR 1	05/12/2001-00/12/21	7/31/2000	1 422 507 09	275 728 30	1 146 668 8
45 400 00	BCO COM PORTUGUES	EUR 1 (REGD)	05/12/2001-00/12/21	1/13/2000	272 463 45	318 548 85	(46 085 40)
28 500 00	BCO COM PORTUGUES	EUR 1 (REGD)	05/12/2001-00/12/21	1/14/2000	167 739 49	197 441 89	(29 702 40)
5 400 00	BCO COM PORTUGUES	EUR 1 (REGD)	05/12/2001-00/12/21	2/11/2000	29 816 58	37 073 94	(7 257 36)
13 400 00	BCO COM PORTUGUES	EUR 1 (REGD)	05/12/2001-00/12/21	2/14/2000	81 757 42	91 757 42	(16 501 45)
23 700 00	BCO COM PORTUGUES	EUR 1 (REGD)	05/12/2001-00/12/21	2/24/2000	127 188 25	181 370 49	(54 182 24)
5 000 00	BCO COM PORTUGUES	EUR 1 (REGD)	05/12/2001-00/12/21	2/25/2000	26 311 87	33 939 01	(7 627 14)
8 800 00	BCO COM PORTUGUES	EUR 1 (REGD)	05/12/2001-00/12/21	2/28/2000	44 822 50	58 221 44	(13 398 94)
9 200 00	BCO COM PORTUGUES	EUR 1 (REGD)	05/12/2001-00/12/21	2/29/2000	47 824 55	61 841 01	(13 916 46)
29 700 00	BCO COM PORTUGUES	EUR 1 (REGD)	05/12/2001-00/12/21	3/1/2000	155 149 26	200 158 68	(45 009 42)
40 900 00	BCO COM PORTUGUES	EUR 1 (REGD)	05/12/2001-00/12/21	3/8/2000	206 215 42	272 451 38	(66 235 96)
60 100 00	BCO COM PORTUGUES	EUR 1 (REGD)	05/12/2001-00/12/21	3/8/2000	304 059 61	382 809 80	(78 750 19)
17 800 00	BCO COM PORTUGUES	EUR 1 (REGD)	05/12/2001-00/12/21	3/10/2000	82 110 02	116 073 82	(33 963 80)
8 200 00	BCO COM PORTUGUES	EUR 1 (REGD)	05/12/2001-00/12/21	3/13/2000	42 235 76	53 374 99	(11 139 23)
27 800 00	BCO COM PORTUGUES	EUR 1 (REGD)	05/12/2001-00/12/21	3/15/2000	148 905 85	179 402 86	(30 497 01)
9 800 00	BCO COM PORTUGUES	EUR 1 (REGD)	05/12/2001-00/12/21	3/16/2000	52 805 49	63 219 84	(10 414 35)
16 400 00	BCO COM PORTUGUES	EUR 1 (REGD)	05/12/2001-00/12/21	3/17/2000	87 951 73	105 485 01	(17 533 28)
5 980 00	BCO COM PORTUGUES	EUR 1 (REGD)	05/12/2001-00/12/21	3/20/2000	32 182 82	38 463 44	(6 280 62)
3 610 00	BCO COM PORTUGUES	EUR 1 (REGD)	05/12/2001-00/12/21	3/21/2000	19 438 73	23 219 57	(3 780 84)
6 570 00	BCO COM PORTUGUES	EUR 1 (REGD)	05/12/2001-00/12/21	3/22/2000	35 108 30	42 258 32	(7 150 02)
10 080 00	BCO COM PORTUGUES	EUR 1 (REGD)	05/12/2001-00/12/21	3/23/2000	54 274 81	64 696 01	(10 421 20)
9 780 00	BCO COM PORTUGUES	EUR 1 (REGD)	05/12/2001-00/12/21	3/24/2000	52 986 64	62 969 41	(9 982 77)
10 000 00	BCO COM PORTUGUES	EUR 1 (REGD)	05/12/2001-00/12/21	3/27/2000	53 791 64	64 318 02	(10 526 38)
7 200 00	BCO COM PORTUGUES	EUR 1 (REGD)	05/12/2001-00/12/21	3/28/2000	36 454 70	45 631 06	(9 176 36)
8 135 00	BCO COM PORTUGUES	EUR 1 (REGD)	05/12/2001-00/12/21	3/29/2000	43 261 47	51 895 72	(8 634 25)
17 830 00	BCO COM PORTUGUES	EUR 1 (REGD)	05/12/2001-00/12/21	3/30/2000	94 687 60	112 314 56	(17 626 96)
31 195 00	BCO COM PORTUGUES	EUR 1 (REGD)	05/12/2001-00/12/21	4/3/2000	160 745 73	197 498 01	(36 752 28)
16 780 00	BCO COM PORTUGUES	EUR 1 (REGD)	05/12/2001-00/12/21	4/4/2000	84 499 79	105 743 07	(21 243 28)
27 530 00	BCO COM PORTUGUES	EUR 1 (REGD)	05/12/2001-00/12/21	4/5/2000	138 988 46	172 887 14	(33 898 68)
20 700 00	BCO COM PORTUGUES	EUR 1 (REGD)	05/12/2001-00/12/21	4/6/2000	102 570 48	129 855 65	(27 285 17)
10 000 00	BCO COM PORTUGUES	EUR 1 (REGD)	05/12/2001-00/12/21	4/7/2000	49 016 32	62 744 52	(13 728 20)
12 800 00	BCO COM PORTUGUES	EUR 1 (REGD)	05/12/2001-00/12/21	4/10/2000	82 700 89	78 832 87	(3 868 02)
9 200 00	BCO COM PORTUGUES	EUR 1 (REGD)	05/12/2001-00/12/21	4/11/2000	45 182 77	50 067 40	(4 884 63)
7 000 00	BCO COM PORTUGUES	EUR 1 (REGD)	05/12/2001-00/12/21	4/12/2000	48 122 05	59 538 53	(11 416 48)
6 736 00	BCO COM PORTUGUES	EUR 1 (REGD)	05/12/2001-00/12/21	4/13/2000	34 385 34	42 518 72	(8 133 38)
8 500 00	BCO COM PORTUGUES	EUR 1 (REGD)	05/12/2001-00/12/21	4/14/2000	33 054 43	40 738 14	(7 683 71)
5 500 00	BCO COM PORTUGUES	EUR 1 (REGD)	05/12/2001-00/12/21	4/17/2000	41 362 88	50 491 58	(9 128 61)
6 300 00	BCO COM PORTUGUES	EUR 1 (REGD)	05/12/2001-00/12/21	4/18/2000	26 081 75	32 514 14	(6 432 39)
3 800 00	BCO COM PORTUGUES	EUR 1 (REGD)	05/12/2001-00/12/21	4/19/2000	30 337 61	37 183 17	(6 845 56)
8 600 00	BCO COM PORTUGUES	EUR 1 (REGD)	05/12/2001-00/12/21	4/20/2000	18 848 81	23 018 15	(4 169 34)
8 500 00	BCO COM PORTUGUES	EUR 1 (REGD)	05/12/2001-00/12/21	4/26/2000	31 325 87	38 040 59	(6 714 72)
8 408 00	BCO COM PORTUGUES	EUR 1 (REGD)	05/12/2001-00/12/21	4/27/2000	30 502 81	37 875 87	(7 373 06)
10 250 00	BCO COM PORTUGUES	EUR 1 (REGD)	05/12/2001-00/12/21	4/28/2000	39 282 87	48 651 14	(9 368 27)
13 800 00	BCO COM PORTUGUES	EUR 1 (REGD)	05/12/2001-00/12/21	5/2/2000	47 818 83	58 840 81	(11 021 98)
13 250 00	BCO COM PORTUGUES	EUR 1 (REGD)	05/12/2001-00/12/21	5/3/2000	62 378 04	76 188 74	(13 810 70)
8 600 00	BCO COM PORTUGUES	EUR 1 (REGD)	05/12/2001-00/12/21	5/4/2000	60 717 32	71 857 12	(11 139 80)
4 100 00	BCO COM PORTUGUES	EUR 1 (REGD)	05/12/2001-00/12/21	5/5/2000	30 541 50	34 165 25	(3 623 75)
8 100 00	BCO COM PORTUGUES	EUR 1 (REGD)	05/12/2001-00/12/21	5/8/2000	18 870 70	21 223 66	(2 352 96)
10 600 00	BCO COM PORTUGUES	EUR 1 (REGD)	05/12/2001-00/12/21	5/8/2000	37 635 71	41 930 06	(4 294 35)
10 745 00	BCO COM PORTUGUES	EUR 1 (REGD)	05/12/2001-00/12/21	5/10/2000	49 812 52	53 749 86	(3 937 34)
9 967 00	BCO COM PORTUGUES	EUR 1 (REGD)	05/12/2001-00/12/21	5/11/2000	49 671 55	53 783 30	(4 111 75)
7 565 00	BCO COM PORTUGUES	EUR 1 (REGD)	05/12/2001-00/12/21	5/12/2000	46 463 29	49 873 88	(3 410 59)
6 027 00	BCO COM PORTUGUES	EUR 1 (REGD)	05/12/2001-00/12/21	5/15/2000	35 306 64	37 302 04	(1 995 40)
8 352 00	BCO COM PORTUGUES	EUR 1 (REGD)	05/12/2001-00/12/21	5/16/2000	27 872 75	29 718 37	(1 845 62)
8 189 00	BCO COM PORTUGUES	EUR 1 (REGD)	05/12/2001-00/12/21	5/17/2000	42 758 56	45 650 76	(2 892 20)
8 716 00	BCO COM PORTUGUES	EUR 1 (REGD)	05/12/2001-00/12/21	5/19/2000	42 114 83	30 339 52	11 775 31
18 415 00	BCO COM PORTUGUES	EUR 1 (REGD)	05/12/2001-00/12/21	5/22/2000	31 346 01	22 778 34	8 567 67
8 629 00	BCO COM PORTUGUES	EUR 1 (REGD)	05/12/2001-00/12/21	5/23/2000	91 002 44	64 747 74	26 254 70
10 785 00	BCO COM PORTUGUES	EUR 1 (REGD)	05/12/2001-00/12/21	5/24/2000	40 784 03	26 582 70	14 201 33
10 341 00	BCO COM PORTUGUES	EUR 1 (REGD)	05/12/2001-00/12/21	5/25/2000	51 218 40	35 690 04	15 528 36
10 000 00	INFINEON TECHNOLOGIES AG	ORD NPV	05/12/2001-00/12/21	5/26/2000	49 823 59	34 217 57	15 606 02
8 710 00	NOKIA (AB) OY	EUR 06	05/12/2001-00/12/21	3/15/2000	719 415 75	337 802 82	381 613 17
3 180 00	NOKIA (AB) OY	EUR 06	05/12/2001-00/12/21	4/27/2000	302 510 45	287 478 28	15 032 17
5 170 00	NOKIA (AB) OY	EUR 06	05/12/2001-00/12/21	6/22/2000	187 627 69	158 116 18	29 511 50
4 840 00	NOKIA (AB) OY	EUR 06	05/12/2001-00/12/21	6/23/2000	272 581 82	251 432 83	21 148 99
2 420 00	NOKIA (AB) OY	EUR 06	05/12/2001-00/12/21	8/26/2000	264 026 28	64 333 83	200 592 45
1 170 00	NOKIA (AB) OY	EUR 06	05/12/2001-00/12/21	8/26/2000	131 431 80	48 322 20	83 109 60
1 190 00	NOKIA (AB) OY	EUR 06	05/12/2001-00/12/21	7/6/2000	64 395 65	15 551 77	48 843 88
670 00	NOKIA (AB) OY	EUR 06	05/12/2001-00/12/21	7/13/2000	64 572 82	15 817 62	48 755 20
560 00	NOKIA (AB) OY	EUR 06	05/12/2001-00/12/21	7/14/2000	37 481 02	8 905 72	28 575 30
4 430 00	NOKIA (AB) OY	EUR 06	05/12/2001-00/12/21	7/17/2000	31 360 31	7 443 56	23 916 75
2 520 00	NOKIA (AB) OY	EUR 06	05/12/2001-00/12/21	8/10/2000	178 001 00	242 625 47	(64 624 47)
3 280 00	NOKIA (AB) OY	EUR 06	05/12/2001-00/12/21	8/15/2000	103 240 05	136 296 73	(33 056 68)
7 980 00	NOKIA (AB) OY	EUR 06	05/12/2001-00/12/21	8/16/2000	131 578 49	162 071 84	(30 493 35)
8 800 00	NOKIA (AB) OY	EUR 06	05/12/2001-00/12/21	8/17/2000	118 558 64	132 085 45	(13 526 81)
3 800 00	NOKIA (AB) OY	EUR 06	05/12/2001-00/12/21	10/17/2000	230 002 60	307 512 47	(77 509 87)
6 100 00	NOKIA (AB) OY	EUR 06	05/12/2001-00/12/21	11/15/2000	161 453 55	172 181 35	(10 727 80)
10 200 00	NOKIA (AB) OY	EUR 06	05/12/2001-00/12/21	12/5/2000	311 652 98	256 415 73	55 237 25
3 300 00	NOKIA (AB) OY	EUR 06	05/12/2001-00/12/21	12/7/2000	508 705 11	368 384 83	138 320 28
2 000 00	NOKIA (AB) OY	EUR 06	05/12/2001-00/12/21	12/8/2000	185 036 17	128 591 78	56 444 39
8 300 00	NOKIA (AB) OY	EUR 06	05/12/2001-00/12/21	12/8/2000	99 822 15	89 362 68	10 459 47
127 800 00	PHILIPS ELECON	EUR 25	05/12/2001-00/12/21	12/20/2000	403 712 68	322 629 45	81 083 23
3 200 00	ASM LITHOGRAPHY HL	EUR 02	05/12/2001-00/12/21	8/1/2000	5 944 334 42	5 787 121 17	147 213 25
1 700 00	ASM LITHOGRAPHY HL	EUR 02	05/12/2001-00/12/21	10/19/2000	91 954 68	140 144 88	(48 190 42)
4 540 00	KON KPN NV	EUR 24	05/12/2001-00/12/21	10/20/2000	48		

THE ROCKEFELLER FOUNDATION
EMPLOYEE ID NO 13-165629
GAIN AND LOSSES FOR TAX ON INVESTMENT INCOME
FORM 990 PF 2000 PART IV

Par	Security Name	Security Description	Date Bought	Date Sold	Proceeds	Cost	Residual
6 650 00	KON KPN NV	EUR0 24	06/12/21-00/12/21	7/10/2000	263 026 14	269 756 15	(6 730 01)
17 300 00	ERICSSON (LM) TEL	SEK1 SER B	06/12/21-00/12/21	10/16/2000	257 281 72	417 599 51	(160 317 79)
6 800 00	ERICSSON (LM) TEL	SEK1 SER B	06/12/21-00/12/21	10/17/2000	102 486 55	155 502 88	(53 036 43)
64 300 00	ERICSSON (LM) TEL	SEK1 SER B	06/12/21-00/12/21	10/20/2000	763 958 04	1 458 625 98	(694 666 97)
28 900 00	ERICSSON (LM) TEL	SEK1 SER B	06/12/21-00/12/21	10/23/2000	337 003 27	644 217 73	(307 214 46)
22 200 00	ERICSSON (LM) TEL	SEK1 SER B	06/12/21-00/12/21	10/24/2000	274 345 02	489 836 17	(215 491 10)
19 000 00	ERICSSON (LM) TEL	SEK1 SER B	06/12/21-00/12/21	11/27/2000	211 535 99	396 143 96	(184 607 97)
33 700 00	ERICSSON (LM) TEL	SEK1 SER B	06/12/21-00/12/21	11/28/2000	378 636 11	646 014 08	(267 377 97)
32 914 00	ERICSSON (LM) TEL	SEK1 SER B	06/12/21-00/12/21	12/14/2000	400 850 00	839 295 84	(438 445 84)
32 014 00	ERICSSON (LM) TEL	SEK1 SER B	06/12/21-00/12/21	12/15/2000	393 560 59	606 198 86	(212 638 27)
32 014 00	ERICSSON (LM) TEL	SEK1 SER B	06/12/21-00/12/21	12/16/2000	381 624 93	578 977 42	(197 352 49)
35 214 00	ERICSSON (LM) TEL	SEK1 SER B	06/12/21-00/12/21	12/19/2000	405 846 57	538 778 60	(133 932 03)
35 214 00	ERICSSON (LM) TEL	SEK1 SER B	06/12/21-00/12/21	12/20/2000	398 252 54	482 016 83	(83 764 30)
2 800 00	STMICROELECTRONICS	EUR 1 04 (SICOVAM)	06/12/21-00/12/21	10/17/2000	121 131 12	192 046 40	(70 915 28)
2 800 00	STMICROELECTRONICS	EUR 1 04 (SICOVAM)	06/12/21-00/12/21	10/19/2000	122 142 72	178 328 81	(56 186 09)
5 800 00	GETRONICS NV	EUR0 04	06/12/21-00/12/21	5/23/2000	91 250 22	151 622 73	(60 368 51)
7 800 00	GETRONICS NV	EUR0 04	06/12/21-00/12/21	5/24/2000	122 387 04	202 020 05	(79 633 01)
5 947 00	GETRONICS NV	EUR0 04	06/12/21-00/12/21	5/25/2000	98 174 60	153 645 46	(54 870 86)
4 830 00	GETRONICS NV	EUR0 04	06/12/21-00/12/21	5/25/2000	79 479 44	124 591 38	(45 111 94)
6 290 00	GETRONICS NV	EUR0 04	06/12/21-00/12/21	5/30/2000	110 516 37	162 885 59	(52 369 22)
6 240 00	GETRONICS NV	EUR0 04	06/12/21-00/12/21	5/5/2000	113 312 72	160 550 43	(47 237 71)
11 030 00	GETRONICS NV	EUR0 04	06/12/21-00/12/21	5/5/2000	200 446 90	281 791 28	(81 344 38)
20 817 00	GETRONICS NV	EUR0 04	06/12/21-00/12/21	5/6/2000	393 922 61	522 561 63	(128 639 02)
10 300 00	GETRONICS NV	EUR0 04	06/12/21-00/12/21	6/21/2000	172 656 33	260 343 48	(87 687 15)
5 190 00	GETRONICS NV	EUR0 04	06/12/21-00/12/21	6/22/2000	86 940 23	131 182 78	(44 242 55)
7 470 00	GETRONICS NV	EUR0 04	06/12/21-00/12/21	6/23/2000	122 378 17	188 812 71	(66 434 04)
7 080 00	GETRONICS NV	EUR0 04	06/12/21-00/12/21	6/26/2000	114 572 83	177 219 02	(62 646 19)
3 030 00	GETRONICS NV	EUR0 04	06/12/21-00/12/21	6/27/2000	50 368 18	75 121 67	(24 753 49)
5 986 00	GETRONICS NV	EUR0 04	06/12/21-00/12/21	6/28/2000	99 073 94	148 459 05	(47 385 11)
3 850 00	GETRONICS NV	EUR0 04	06/12/21-00/12/21	6/29/2000	58 944 67	93 984 44	(35 039 77)
11 151 00	GETRONICS NV	EUR0 04	06/12/21-00/12/21	6/29/2000	174 857 82	268 330 59	(93 472 77)
18 480 00	GETRONICS NV	EUR0 04	06/12/21-00/12/21	6/30/2000	281 662 12	437 242 00	(155 579 88)
11 683 00	GETRONICS NV	EUR0 04	06/12/21-00/12/21	7/3/2000	178 936 74	268 768 53	(91 831 79)
7 490 00	ALCATEL	EUR2	06/12/21-00/12/21	7/3/2000	543 806 57	519 785 85	(24 042 72)
5 730 00	ALCATEL	EUR2	06/12/21-00/12/21	8/3/2000	467 257 87	380 257 43	(87 000 44)
2 320 00	ALCATEL	EUR2	06/12/21-00/12/21	10/16/2000	150 930 32	185 729 84	(34 793 52)
7 370 00	ALCATEL	EUR2	06/12/21-00/12/21	10/20/2000	482 959 36	491 980 51	(9 021 15)
7 380 00	ALCATEL	EUR2	06/12/21-00/12/21	10/20/2000	471 893 42	461 897 04	(10 006 38)
28 00	ARES SERONO SA	B CHF 25 BR	06/12/21-00/12/21	6/28/2000	73 095 38	16 739 22	56 356 16
63 00	ARES SERONO SA	B CHF 25 BR	06/12/21-00/12/21	6/28/2000	68 461 30	49 819 84	18 641 46
120 00	ARES SERONO SA	B CHF 25 BR	06/12/21-00/12/21	6/30/2000	99 891 05	71 739 53	28 151 52
87 00	SERONO SA	B CHF 25 BR	06/12/21-00/12/21	7/3/2000	73 399 49	52 011 18	21 388 31
187 00	SERONO SA	B CHF 25 BR	06/12/21-00/12/21	7/4/2000	162 631 77	111 794 10	50 837 67
170 00	SERONO SA	B CHF 25 BR	06/12/21-00/12/21	7/6/2000	154 610 13	101 631 00	52 979 13
100 00	SERONO SA	B CHF 25 BR	06/12/21-00/12/21	7/7/2000	93 640 38	59 782 94	33 857 44
110 00	SERONO SA	B CHF 25 BR	06/12/21-00/12/21	7/14/2000	111 497 34	65 781 24	45 716 10
50 00	SERONO SA	B CHF 25 BR	06/12/21-00/12/21	7/17/2000	49 382 92	29 691 47	19 691 45
163 00	SERONO SA	B CHF 25 BR	06/12/21-00/12/21	7/18/2000	158 472 48	97 446 20	61 026 28
98 00	SERONO SA	B CHF 25 BR	06/12/21-00/12/21	7/19/2000	96 706 15	58 587 28	38 120 87
30 00	SERONO SA	B CHF 25 BR	06/12/21-00/12/21	8/26/2000	47 023 64	36 387 17	10 636 47
93 00	SERONO SA	B CHF 25 BR	06/12/21-00/12/21	8/30/2000	110 827 76	86 789 40	24 038 36
159 00	SERONO SA	B CHF 25 BR	06/12/21-00/12/21	8/31/2000	186 377 79	124 550 26	61 827 53
44 00	SERONO SA	B CHF 25 BR	06/12/21-00/12/21	9/1/2000	50 791 00	26 304 48	24 486 52
84 00	SERONO SA	B CHF 25 BR	06/12/21-00/12/21	9/4/2000	81 731 46	50 217 67	31 513 79
37 00	SERONO SA	B CHF 25 BR	06/12/21-00/12/21	9/5/2000	40 939 91	22 119 69	18 820 22
69 00	SERONO SA	B CHF 25 BR	06/12/21-00/12/21	9/6/2000	75 521 47	41 250 23	34 271 24
140 00	SERONO SA	B CHF 25 BR	06/12/21-00/12/21	9/27/2000	158 084 18	83 696 12	74 388 06
215 00	SERONO SA	B CHF 25 BR	06/12/21-00/12/21	9/28/2000	247 229 15	128 533 33	118 695 82
536 00	SERONO SA	B CHF 25 BR	06/12/21-00/12/21	9/29/2000	641 368 54	320 436 57	320 931 97
30 00	SERONO SA	B CHF 25 BR	06/12/21-00/12/21	11/9/2000	36 933 48	33 323 16	3 610 32
66 00	SERONO SA	B CHF 25 BR	06/12/21-00/12/21	11/10/2000	81 470 13	51 260 83	30 209 30
81 00	SERONO SA	B CHF 25 BR	06/12/21-00/12/21	11/13/2000	55 269 34	36 467 59	18 801 75
105 00	SERONO SA	B CHF 25 BR	06/12/21-00/12/21	11/14/2000	94 414 41	62 772 06	31 642 35
82 00	SERONO SA	B CHF 25 BR	06/12/21-00/12/21	11/15/2000	73 275 26	49 022 01	24 253 25
130 00	SERONO SA	B CHF 25 BR	06/12/21-00/12/21	11/16/2000	118 276 87	77 717 82	40 559 05
170 00	SERONO SA	B CHF 25 BR	06/12/21-00/12/21	11/17/2000	160 858 21	101 631 00	59 227 21
126 00	SERONO SA	B CHF 25 BR	06/12/21-00/12/21	11/20/2000	122 466 27	75 326 51	47 139 76
118 00	SERONO SA	B CHF 25 BR	06/12/21-00/12/21	11/21/2000	110 186 10	70 543 87	39 642 23
97 00	SERONO SA	B CHF 25 BR	06/12/21-00/12/21	11/22/2000	84 052 08	55 000 31	29 051 77
71 00	SERONO SA	B CHF 25 BR	06/12/21-00/12/21	11/23/2000	63 422 25	42 445 89	20 976 36
67 00	SERONO SA	B CHF 25 BR	06/12/21-00/12/21	11/24/2000	60 999 36	40 054 57	20 944 79
70 00	SERONO SA	B CHF 25 BR	06/12/21-00/12/21	11/27/2000	66 494 91	41 848 06	24 646 85
128 00	SERONO SA	B CHF 25 BR	06/12/21-00/12/21	11/28/2000	118 568 52	78 522 17	40 046 35
43 00	SERONO SA	B CHF 25 BR	06/12/21-00/12/21	11/29/2000	38 027 60	25 706 67	12 320 93
43 00	SERONO SA	B CHF 25 BR	06/12/21-00/12/21	11/30/2000	37 087 43	25 706 86	11 380 57
37 00	SERONO SA	B CHF 25 BR	06/12/21-00/12/21	12/1/2000	32 727 53	22 119 69	10 607 84
31 00	SERONO SA	B CHF 25 BR	06/12/21-00/12/21	12/4/2000	27 291 48	18 532 71	8 758 77
13 00	SERONO SA	B CHF 25 BR	06/12/21-00/12/21	12/5/2000	11 486 70	7 771 78	3 714 92
26 00	SERONO SA	B CHF 25 BR	06/12/21-00/12/21	12/6/2000	22 036 93	15 543 57	6 493 36
25 00	SERONO SA	B CHF 25 BR	06/12/21-00/12/21	12/7/2000	22 206 52	14 845 74	7 360 78
86 00	SERONO SA	B CHF 25 BR	06/12/21-00/12/21	12/8/2000	77 885 40	51 413 33	26 472 07
4 00	SERONO SA	B CHF 25 BR	06/12/21-00/12/21	12/11/2000	3 562 02	2 391 32	1 170 70
89 00	SERONO SA	B CHF 25 BR	06/12/21-00/12/21	12/11/2000	88 190 05	59 185 11	28 974 94
102 00	SERONO SA	B CHF 25 BR	06/12/21-00/12/21	12/12/2000	80 422 38	60 978 00	19 444 38
158 00	SERONO SA	B CHF 25 BR	06/12/21-00/12/21	12/13/2000	142 521 32	94 457 04	48 064 28
41 00	SERONO SA	B CHF 25 BR	06/12/21-00/12/21	12/14/2000	36 477 31	24 511 01	11 966 30
3 400 00	PHILIPS ELECTRONICS NV	EUR0 20	06/12/21-00/12/21	10/17/2000	125 548 13	159 246 13	(33 697 78)
5 100 00	PHILIPS ELECTRONICS NV	EUR0 20	06/12/21-00/12/21	12/11/2000	204 179 36	238 869 19	(34 689 83)
50 500 00	PHILIPS ELECTRONICS NV	EUR0 20	06/12/21-00/12/21	12/14/2000	843 106 82	7 365 273 40	(522 166 58)
19 000 00	BRAMBLES INDS LTD	NPV	06/12/21-00/12/21	3/1/2000	409 005 80	557 375 05	(148 369 25)
6 214 00	BRAMBLES INDS LTD	NPV	06/12/21-00/12/21	4/26/2000	178 658 08	180 494 11	(1 836 03)
1 700 00	BRAMBLES INDS LTD	NPV	06/12/21-00/12/21	5/5/2000	50 255 61	49 255 28	1 000 33
2 140 00	BRAMBLES INDS LTD	NPV	06/12/21-00/12/21	6/18/2000	64 688 30	61 924 68	2 763 62
2 386 00	BRAMBLES INDS LTD	NPV	06/12/21-00/12/21	6/19/2000	71 490 16	68 881 61	2 608 55
1 800 00	BRAMBLES INDS LTD	NPV	06/12/21-00/12/21	6/22/2000	53 848 99	51 561 12	2 287 87
3 800 00	BRAMBLES INDS LTD	NPV	06/12/21-00/12/21	6/23/2000	113 009 10	107 807 01	5 202 09
1 267 00	BRAMBLES INDS LTD	NPV	06/12/21-00/12/21	6/28/2000	37 919 80	35 518 82	2 400 98
3 080 00	BRAMBLES INDS LTD	NPV	06/12/21-00/12/21	6/27/2000	94 478 15	85 910 03	8 568 12
2 586 00	BRAMBLES INDS LTD	NPV	06/12/21-00/12/21	6/29/2000	78 476 12	71 346 68	7 129 44
1 545 00	BRAMBLES INDS LTD	NPV	06/12/21-00/12/21	6/30/2000	46 931 15	42 852 18	4 078 97
2 372 00	BRAMBLES INDS LTD	NPV	06/12/21-00/12/21	7/3/2000	71 656 61	65 811 66	5 844 95
1 010 00	BRAMBLES INDS LTD	NPV	06/12/21-00/12/21	7/5/2000	29 878 60	28 013 40	1 865 20
3 130 00	BRAMBLES INDS LTD	NPV	06/12/21-00/12/21	7/20/2000	91 259 24	86 747 37	4 511 87
3 300 00	BRAMBLES INDS LTD	NPV	06/12/21-00/12/21	8/3/2000	98 824 51	90 916 82	7 907 69
2 700 00	BRAMBLES INDS LTD	NPV	06/12/21-00/12/21	8/4/2000	83 018 88	74 070 80	8 948 08
2 700 00	BRAMBLES INDS LTD	NP					

THE ROCKEFELLER FOUNDATION
 EMPLOYEE ID NO 13 165629
 GAIN AND LOSSES FOR TAX ON INVESTMENT INCOME
 FORM 990 PF 2000 PART IV

Part	Security Name	Security Description	Date Bought	Date Sold	Proceeds	Cost	Realized
57 000 00	DBS GROUP HLDGS	SGD1	05/12/31-00/12/31	3/1/2000	706 236 33	683 017 65	22 618 68
6 000 00	DBS GROUP HLDGS	SGD1	05/12/31-00/12/31	7/7/2000	78 632 06	65 850 24	12 881 82
3 000 00	DBS GROUP HLDGS	SGD1	05/12/31-00/12/31	7/10/2000	38 734 14	32 527 44	5 706 70
3 000 00	DBS GROUP HLDGS	SGD1	05/12/31-00/12/31	7/11/2000	37 802 22	31 853 18	5 849 03
2 000 00	DBS GROUP HLDGS	SGD1	05/12/31-00/12/31	7/12/2000	25 576 90	21 152 72	4 427 18
14 000 00	DBS GROUP HLDGS	SGD1	05/12/31-00/12/31	10/6/2000	157 518 42	143 425 04	14 093 38
5 000 00	DBS GROUP HLDGS	SGD1	05/12/31-00/12/31	10/9/2000	55 132 92	50 274 37	4 858 55
17 000 00	DBS GROUP HLDGS	SGD1	05/12/31-00/12/31	10/10/2000	184 065 38	169 540 02	14 525 36
14 000 00	DBS GROUP HLDGS	SGD1	05/12/31-00/12/31	10/11/2000	149 610 72	138 821 18	8 988 53
18 000 00	DBS GROUP HLDGS	SGD1	05/12/31-00/12/31	10/12/2000	189 805 72	166 172 50	23 633 22
10 000 00	DBS GROUP HLDGS	SGD1	05/12/31-00/12/31	10/13/2000	103 133 11	88 001 30	15 131 81
14 000 00	DBS GROUP HLDGS	SGD1	05/12/31-00/12/31	11/1/2000	168 003 74	122 789 87	47 113 87
6 000 00	DBS GROUP HLDGS	SGD1	05/12/31-00/12/31	11/2/2000	95 726 74	80 015 31	26 711 43
12 000 00	DBS GROUP HLDGS	SGD1	05/12/31-00/12/31	11/3/2000	138 281 66	103 148 21	35 133 45
4 700 00	DBS GROUP HLDGS	SGD1	05/12/31-00/12/31	11/10/2000	52 308 76	40 015 42	12 293 34
5 700 00	DBS GROUP HLDGS	SGD1	05/12/31-00/12/31	11/13/2000	82 609 33	48 526 42	14 078 91
6 500 00	DBS GROUP HLDGS	SGD1	05/12/31-00/12/31	11/14/2000	93 750 06	71 877 83	22 172 23
6 800 00	DBS GROUP HLDGS	SGD1	05/12/31-00/12/31	11/15/2000	75 750 28	57 851 65	17 907 63
6 600 00	DBS GROUP HLDGS	SGD1	05/12/31-00/12/31	11/16/2000	94 113 11	71 724 88	22 388 42
4 500 00	DBS GROUP HLDGS	SGD1	05/12/31-00/12/31	11/29/2000	50 149 96	37 400 28	12 749 70
5 900 00	DBS GROUP HLDGS	SGD1	05/12/31-00/12/31	11/30/2000	66 068 37	47 832 95	18 235 42
9 100 00	DBS GROUP HLDGS	SGD1	05/12/31-00/12/31	12/1/2000	101 884 21	73 526 48	28 357 73
4 700 00	DBS GROUP HLDGS	SGD1	05/12/31-00/12/31	12/4/2000	52 093 92	37 078 21	14 118 71
12 000 00	DBS GROUP HLDGS	SGD1	05/12/31-00/12/31	12/5/2000	42 017 17	30 163 37	11 313 80
14 500 00	DBS GROUP HLDGS	SGD1	05/12/31-00/12/31	12/13/2000	173 797 28	113 427 73	60 369 55
6 800 00	DBS GROUP HLDGS	SGD1	05/12/31-00/12/31	12/14/2000	78 757 06	52 748 81	27 007 18
300 00	ARES SERONO SA B	POST SPLIT EXDATE 26MAY00 CHF25	05/12/31-00/12/31	5/3/2000	260 543 45	179 348 83	81 194 62
30 100 00	BRITISH AIRWAYS	ORD GBP0 25	05/12/31-00/12/31	9/12/2000	131 183 29	231 234 21	(100 050 97)
3 200 00	ALCAN ALUM LTD	COM	05/12/31-00/12/31	9/6/2000	102 688 42	171 822 95	(118 644 53)
27 200 00	BRITISH TELECOM	ORD GBP0 25	05/12/31-00/12/31	7/6/2000	565 814 81	154 803 79	411 011 02
11 400 00	BRITISH TELECOM	ORD GBP0 25	05/12/31-00/12/31	1/12/2000	218 935 34	84 828 28	154 307 06
11 400 00	BRITISH TELECOM	ORD GBP0 25	05/12/31-00/12/31	1/14/2000	235 691 0	84 828 2	171 063 41
30 720 00	HANSON	ORD GBP2	05/12/31-00/12/31	9/14/2000	168 717 84	630 833 55	(468 215 81)
6 500 00	BANK N S HALIFAX	COM	05/12/31-00/12/31	9/6/2000	167 274 44	68 485 58	98 788 86
6 000 00	BANK N S HALIFAX	COM	05/12/31-00/12/31	9/6/2000	206 748 99	74 198 90	132 550 09
7 000 00	BANK N S HALIFAX	COM	05/12/31-00/12/31	9/13/2000	192 500 94	84 748 25	127 752 69
24 400 00	ROYAL SUN ALLIANCE	ORD GBP0 275	05/12/31-00/12/31	9/11/2000	156 603 87	213 023 12	(56 419 25)
15 000 00	ROYAL BK SCOT GRP	ADDITIONAL VALUE SHS GBP0 01	05/12/31-00/12/31	7/12/2000	134 700 89	0 00	134 700 89
6 300 00	RIO TINTO	ORD GBP0 10(REGD)	05/12/31-00/12/31	4/12/2000	100 653 79	85 166 08	15 487 11
8 500 00	RIO TINTO	ORD GBP0 10(REGD)	05/12/31-00/12/31	4/26/2000	132 369 80	114 533 34	17 836 46
11 500 00	RIO TINTO	ORD GBP0 10(REGD)	05/12/31-00/12/31	4/27/2000	178 255 35	153 788 90	22 456 38
6 700 00	RIO TINTO	ORD GBP0 10(REGD)	05/12/31-00/12/31	9/7/2000	112 406 78	88 037 81	23 368 97
0 000 00	ROYAL BK SCOT GRP	ORD GBP0 25	05/12/31-00/12/31	3/6/2000	708 057 60	737 526 51	(29 473 81)
10 000 00	ROYAL BK SCOT GRP	ORD GBP0 25	05/12/31-00/12/31	9/7/2000	888 725 04	158 552 24	30 172 80
10 000 00	ROYAL BK SCOT GRP	ORD GBP0 25	05/12/31-00/12/31	9/12/2000	189 901 70	156 090 85	33 810 85
37 400 00	TESCO	ORD GBP0 05	05/12/31-00/12/31	8/23/2000	102 810 21	30 305 08	68 505 13
50 400 00	TESCO	ORD GBP0 05	05/12/31-00/12/31	8/24/2000	186 661 38	60 156 34	120 505 04
38 200 00	TESCO	ORD GBP0 05	05/12/31-00/12/31	9/11/2000	113 561 00	41 612 15	71 948 75
2 400 00	ADIDAS SALOMON AG	DEM5	05/12/31-00/12/31	9/7/2000	132 935 89	244 356 82	(111 420 93)
700 00	CHRISTIAN DIOR	EUR2	05/12/31-00/12/31	7/18/2000	41 048 65	17 411 23	24 438
1 600 00	CHRISTIAN DIOR	EUR2	05/12/31-00/12/31	7/12/2000	95 708 06	39 787 10	55 911 48
1 500 00	CHRISTIAN DIOR	EUR2	05/12/31-00/12/31	7/25/2000	88 914 26	33 614 18	55 300 08
1 700 00	CHRISTIAN DIOR	EUR2	05/12/31-00/12/31	8/3/2000	103 604 65	10 871 60	92 732 85
1 000 00	CHRISTIAN DIOR	EUR2	05/12/31-00/12/31	8/4/2000	60 070 60	6 367 40	53 703 20
4 000 00	CHRISTIAN DIOR	EUR2	05/12/31-00/12/31	8/15/2000	251 468 22	25 489 61	225 968 61
100 00	CHRISTIAN DIOR	EUR2	05/12/31-00/12/31	8/17/2000	6 137 75	630 74	5 507 01
4 700 00	CHRISTIAN DIOR	EUR2	05/12/31-00/12/31	8/23/2000	269 713 76	29 818 27	239 895 49
1 500 00	CHRISTIAN DIOR	EUR2	05/12/31-00/12/31	8/28/2000	88 841 20	9 474 31	79 366 89
1 600 00	CHRISTIAN DIOR	EUR2	05/12/31-00/12/31	8/30/2000	90 187 42	9 061 07	80 226 35
3 600 00	CHRISTIAN DIOR	EUR2	05/12/31-00/12/31	9/7/2000	200 523 09	20 564 73	179 958 36
3 000 00	CHRISTIAN DIOR	EUR2	05/12/31-00/12/31	9/11/2000	163 339 48	14 435 13	148 904 35
2 100 00	CHRISTIAN DIOR	EUR2	05/12/31-00/12/31	10/6/2000	113 621 00	9 813 31	103 707 69
600 00	CHRISTIAN DIOR	EUR2	05/12/31-00/12/31	10/17/2000	30 019 14	2 832 37	27 186 77
8 000 00	BCA POP BERGAM CV	ITL5000	05/12/31-00/12/31	9/12/2000	144 834 87	140 413 27	4 421 75
1 700 00	BIPOP	ITL5000	05/12/31-00/12/31	4/27/2000	156 124 90	20 375 37	135 748 53
1 300 00	BIPOP	ITL5000	05/12/31-00/12/31	4/28/2000	118 876 51	15 561 16	103 295 35
200 00	BOUYGUES	FRF50	05/12/31-00/12/31	1/8/2000	118 505 28	20 078 65	98 426 63
300 00	BOUYGUES	FRF50	05/12/31-00/12/31	1/7/2000	172 575 87	29 782 56	142 813 4
400 00	BOUYGUES	FRF50	05/12/31-00/12/31	1/12/2000	248 692 85	39 406 47	209 186 38
500 00	BOUYGUES	FRF50	05/12/31-00/12/31	1/13/2000	317 671 12	49 370 58	268 300 53
100 00	BOUYGUES	FRF50	05/12/31-00/12/31	2/4/2000	76 107 88	8 674 12	68 233 76
200 00	BOUYGUES	FRF50	05/12/31-00/12/31	3/6/2000	184 109 80	19 748 23	164 36 57
100 00	BOUYGUES	FRF50	05/12/31-00/12/31	3/7/2000	87 997 77	8 874 12	78 123 65
200 00	BOUYGUES	FRF50	05/12/31-00/12/31	3/8/2000	171 017 04	19 748 43	151 270 81
200 00	BOUYGUES	FRF50	05/12/31-00/12/31	4/6/2000	138 611 55	19 748 43	118 863 12
300 00	BOUYGUES	FRF50	05/12/31-00/12/31	4/26/2000	194 651 53	29 618 65	165 031 88
100 00	BOUYGUES	FRF50	05/12/31-00/12/31	4/27/2000	83 464 25	9 673 22	53 581 03
300 00	BOUYGUES	FRF50	05/12/31-00/12/31	5/3/2000	193 083 53	29 618 65	163 463 88
300 00	BOUYGUES	FRF50	05/12/31-00/12/31	5/4/2000	201 978 27	29 311 26	172 667 01
200 00	BOUYGUES	FRF50	05/12/31-00/12/31	5/10/2000	116 807 42	19 129 84	97 677 78
300 00	BOUYGUES	FRF50	05/12/31-00/12/31	5/11/2000	170 800 02	28 694 46	142 105 56
400 00	BOUYGUES	FRF50	05/12/31-00/12/31	5/15/2000	233 595 38	34 259 29	199 336 10
100 00	BOUYGUES	FRF50	05/12/31-00/12/31	5/16/2000	57 771 23	9 564 82	48 206 41
800 00	SYNGENTA AG	CHF10	05/12/31-00/12/31	11/29/2000	34 186 02	4 532 32	29 653 70
8 000 00	IBERDROLA SA	EUR3	05/12/31-00/12/31	9/7/2000	80 386 93	58 616 20	31 780 73
500 00	VALORA HLDG AG	CHF10 (REGD)	05/12/31-00/12/31	8/7/2000	120 878 37	92 377 51	28 451 86
7 600 00	CONTINENTAL AG	ORD MPV	05/12/31-00/12/31	8/7/2000	136 863 69	169 506 41	(52 645 72)
400 00	PEUGEOT SA	FRF35	05/12/31-00/12/31	4/11/2000	90 028 00	48 395 53	40 630 47
300 00	PEUGEOT SA	FRF35	05/12/31-00/12/31	4/12/2000	85 382 52	35 037 77	30 344 75
200 00	PEUGEOT SA	FRF35	05/12/31-00/12/31	4/13/2000	43 851 39	23 358 52	20 492 87
100 00	PEUGEOT SA	FRF35	05/12/31-00/12/31	4/14/2000	21 065 15	11 678 26	10 786 89
1 400 00	PEUGEOT SA	EUR6	05/12/31-00/12/31	7/17/2000	291 292 99	160 350 72	130 942 26
300 00	PEUGEOT SA	EUR6	05/12/31-00/12/31	7/18/2000	63 039 84	33 702 70	29 337 14
1 100 00	PEUGEOT SA	EUR6	05/12/31-00/12/31	7/21/2000	234 778 59	123 411 17	111 367 47
1 200 00	PEUGEOT SA	EUR6	05/12/31-00/12/31	7/27/2000	248 125 04	131 388 04	116 737 00
500 00	PEUGEOT SA	EUR6	05/12/31-00/12/31	8/3/2000	86 628 16	54 618 12	44 012 04
500 00	PEUGEOT SA	EUR6	05/12/31-00/12/31	8/4/2000	100 383 03	53 462 10	46 920 93
900 00	PEUGEOT SA	EUR6	05/12/31-00/12/31	8/10/2000	178 516 11	92 865 00	85 651 11
800 00	PEUGEOT SA	EUR6	05/12/31-00/12/31	8/11/2000	180 135 83	76 380 57	83 755 36
400 00	PEUGEOT SA	EUR6	05/12/31-00/12/31	8/15/2000	137 544 88	66 000 92	71 543 77
200 00	PEUGEOT SA	EUR6	05/12/31-00/12/31	8/16/2000	78 363 87	37 635 57	40 728 10
100 00	SWATCH GROUP	CHF50 (BR)	05/12/31-00/12/31	2/9/2000	38 383 22	18 817 78	20 565 44
100 00	SWATCH GROUP	CHF50 (BR)	05/12/31-00/12/31	4/10/2000	103 722 85	58 451 18	44 271 77
100 00	SWATCH GROUP	CHF50 (BR)	05/12/31-00/12/31	4/13/2000	118 000 78	58 451 18	58 549 60
100 00	SWATCH GROUP	CHF50 (BR)	05/12/31-00/12/31	4/14/2000	118 650 55	55 313 40	63 337 15
100 00	SWATCH GROUP	CHF50 (BR)	05/12/31-00/12/31	4/27/2000	108 222 34	55 313 40	52 908 94
100 00	SWATCH GROUP	CHF50 (BR)					

THE ROCKEFELLER FOUNDATION
 EMPLOYEE ID NO 13-165629
 GAIN AND LOSSES FOR TAX ON INVESTMENT INCOME
 FORM 990 PF 2000 PART IV

Part	Security Name	Security Description	Date Bought	Date Sold	Proceeds	Cost	Realized
100 00	SWATCH GROUP	CHF50 (BR)	06/12/01-00/12/01	7/13/2000	129 472.11	53 682.70	75 809.41
100 00	SWATCH GROUP	CHF50 (BR)	06/12/01-00/12/01	7/14/2000	129 567.49	53 682.71	75 884.78
200 00	SWATCH GROUP	CHF50 (BR)	06/12/01-00/12/01	7/26/2000	285 821.24	106 383.19	179 438.05
100 00	SWATCH GROUP	CHF50 (BR)	06/12/01-00/12/01	8/7/2000	140 837.02	52 730.48	88 107.14
50 00	SWATCH GROUP	CHF50 (BR)	06/12/01-00/12/01	8/8/2000	69 745.58	26 149.18	43 596.40
100 00	SWATCH GROUP	CHF50 (BR)	06/12/01-00/12/01	8/2/2000	151 635.06	52 298.35	99 336.71
100 00	SWATCH GROUP	CHF50 (BR)	06/12/01-00/12/01	8/22/2000	151 697.03	52 298.35	99 397.68
100 00	SWATCH GROUP	CHF50 (BR)	06/12/01-00/12/01	9/11/2000	130 644.99	52 298.35	84 346.64
200 00	SWATCH GROUP	CHF50 (BR)	06/12/01-00/12/01	10/6/2000	280 252.62	103 039.35	177 213.27
200 00	SWATCH GROUP	CHF50 (BR)	06/12/01-00/12/01	10/9/2000	282 614.37	98 347.57	184 266.80
50 00	SWATCH GROUP	CHF50 (BR)	06/12/01-00/12/01	10/11/2000	71 458.81	24 572.13	46 886.68
0 00	SULZER AG	CHF60 (REGD)	06/12/01-00/12/01	7/5/2000	34 527.41	40 192.34	15 664.93
300 00	SULZER AG	CHF60 (REGD)	06/12/01-00/12/01	9/7/2000	211 279.30	188 886.22	22 393.08
1 900 00	TOTAL FINA ELF	EUR10	06/12/01-00/12/01	4/6/2000	292 703.73	97 030.39	200 673.34
1 300 00	TOTAL FINA ELF	EUR10	06/12/01-00/12/01	4/10/2000	190 867.34	62 834.38	128 032.96
1 600 00	TOTAL FINA ELF	EUR10	06/12/01-00/12/01	8/2/2000	254 721.86	76 732.01	177 989.85
848 00	TOTAL FINA ELF	EUR10	06/12/01-00/12/01	8/7/2000	135 461.41	40 667.87	94 793.54
1 500 00	STORK NV	EUR5	06/12/01-00/12/01	1/14/2000	22 655.90	30 601.53	(7 945.63)
800 00	STORK NV	EUR5	06/12/01-00/12/01	1/20/2000	11 008.42	15 895.54	(4 887.12)
500 00	STORK NV	EUR5	06/12/01-00/12/01	1/21/2000	6 670.33	8 997.2	(2 326.87)
700 00	STORK NV	EUR5	06/12/01-00/12/01	1/24/2000	9 275.09	13 998.06	(4 722.97)
3 200 00	STORK NV	EUR5	06/12/01-00/12/01	2/1/2000	38 932.02	61 066.56	(22 134.54)
1 900 00	STORK NV	EUR5	06/12/01-00/12/01	2/4/2000	21 173.93	30 075.68	(8 901.75)
2 800 00	STORK NV	EUR5	06/12/01-00/12/01	2/14/2000	26 530.07	43 156.19	(16 626.12)
7 300 00	STORK NV	EUR5	06/12/01-00/12/01	2/11/2000	84 378.21	105 950.41	(21 572.20)
5 800 00	STORK NV	EUR5	06/12/01-00/12/01	2/26/2000	82 736.67	74 252.89	(11 516.02)
1 500 00	STORK NV	EUR5	06/12/01-00/12/01	2/29/2000	17 867.74	20 301.05	(2 433.31)
400 00	STORK NV	EUR5	06/12/01-00/12/01	3/1/2000	5 117.49	5 303.78	(186.29)
100 00	NOVARTIS AG	CHF20 (REGD)	06/12/01-00/12/01	9/7/2000	145 729.50	45 746.81	99 982.69
100 00	NOVARTIS AG	CHF20 (REGD)	06/12/01-00/12/01	9/12/2000	145 288.78	45 528.84	100 759.94
2 400 00	ING GROEP NV	CVA NLG1	06/12/01-00/12/01	9/7/2000	159 185.36	56 485.11	102 700.25
3 000 00	ING GROEP NV	CVA NLG1	06/12/01-00/12/01	9/11/2000	193 236.32	43 043.03	150 193.29
35 000 00	STORA ENSO OYJ	NPV SER R	06/12/01-00/12/01	9/14/2000	316 007.08	401 961.69	(85 954.61)
3 000 00	AKZO NOBEL NV	NLG5	06/12/01-00/12/01	9/7/2000	129 817.26	84 968.35	44 848.91
3 000 00	AKZO NOBEL NV	NLG5	06/12/01-00/12/01	9/12/2000	124 846.00	84 968.35	39 877.65
1 472 00	BCO DE ANDALUCIA	EST125 (REG)	06/12/01-00/12/01	9/7/2000	35 064.35	36 092.73	(1 028.38)
390 00	BCO DE ANDALUCIA	EST125 (REG)	06/12/01-00/12/01	9/8/2000	9 197.65	9 528.82	(331.17)
800 00	BCO DE ANDALUCIA	EST125 (REG)	06/12/01-00/12/01	9/11/2000	18 707.93	19 512.42	(804.49)
2 338 00	BCO DE ANDALUCIA	EST125 (REG)	06/12/01-00/12/01	9/12/2000	54 437.65	57 025.06	(2 587.41)
5 778 00	BCO DE ANDALUCIA	EST125 (REG)	06/12/01-00/12/01	9/15/2000	132 295.42	138 548.21	(6 252.79)
4 260 00	BCO DE ANDALUCIA	EST125 (REG)	06/12/01-00/12/01	9/18/2000	97 281.33	101 414.10	(4 132.77)
1 861 00	BCO DE ANDALUCIA	EST125 (REG)	06/12/01-00/12/01	9/19/2000	44 511.17	46 136.59	(1 625.42)
23 000 00	BCO DE ANDALUCIA	EST125 (REG)	06/12/01-00/12/01	11/6/2000	516 246.26	478 400.88	38 845.38
5 075 00	KLM	EUR2	06/12/01-00/12/01	9/11/2000	126 068.88	159 992.66	(33 923.78)
10 000 00	KLM	EUR2	06/12/01-00/12/01	9/12/2000	248 751.43	299 325.81	(50 574.38)
1 500 00	VOPAK (KOH)	EUR1	06/12/01-00/12/01	1/6/2000	35 208.16	39 083.30	(3 875.14)
1 800 00	VOPAK (KOH)	EUR1	06/12/01-00/12/01	1/7/2000	45 825.71	49 505.52	(3 679.81)
2 800 00	VOPAK (KOH)	EUR1	06/12/01-00/12/01	1/2/2000	86 110.33	72 256.28	13 854.05
1 400 00	VOPAK (KOH)	EUR1	06/12/01-00/12/01	1/24/2000	34 155.03	34 030.47	124.56
3 000 00	VOPAK (KOH)	EUR1	06/12/01-00/12/01	1/27/2000	74 678.91	72 922.43	1 756.48
2 500 00	VOPAK (KOH)	EUR1	06/12/01-00/12/01	1/28/2000	59 957.73	58 584.96	1 372.77
2 800 00	VOPAK (KOH)	EUR1	06/12/01-00/12/01	1/23/2000	68 016.26	65 414.66	2 601.60
1 200 00	VOPAK (KOH)	EUR1	06/12/01-00/12/01	2/3/2000	27 951.93	28 034.85	(82.92)
1 700 00	VOPAK (KOH)	EUR1	06/12/01-00/12/01	2/4/2000	27 660.47	28 034.85	(374.38)
2 400 00	VOPAK (KOH)	EUR1	06/12/01-00/12/01	2/7/2000	55 608.22	50 483.33	5 124.89
9 800 00	VOPAK (KOH)	EUR1	06/12/01-00/12/01	2/9/2000	224 877.06	190 715.53	34 161.53
1 200 00	VOPAK (KOH)	EUR1	06/12/01-00/12/01	2/10/2000	27 715.74	23 478.05	4 237.69
2 500 00	VOPAK (KOH)	EUR1	06/12/01-00/12/01	2/11/2000	57 668.74	48 572.22	9 096.52
7 800 00	BCO POPULAR ESP	EUR0.5	06/12/01-00/12/01	2/9/2000	230 873.59	230 873.59	0.00
4 200 00	BCO POPULAR ESP	EUR0.5	06/12/01-00/12/01	8/7/2000	122 316.67	184 471.62	(62 154.95)
800 00	UBS AG	CHF10 (REGD)	06/12/01-00/12/01	9/7/2000	114 555.51	33 468.55	81 086.96
23 700 00	BIPO CARIRE	EUR0.26	06/12/01-00/12/01	7/13/2000	187 525.25	28 405.65	159 119.60
10 400 00	BIPO CARIRE	EUR0.26	06/12/01-00/12/01	7/14/2000	84 225.31	12 464.83	71 760.48
25 900 00	BIPO CARIRE	EUR0.26	06/12/01-00/12/01	9/7/2000	240 999.00	31 042.47	209 956.53
25 000 00	BIPO CARIRE	EUR0.26	06/12/01-00/12/01	9/11/2000	227 706.45	29 850.77	197 855.68
25 000 00	AUST NZ BANK GRP	NPV	06/12/01-00/12/01	9/7/2000	182 322.90	170 116.18	12 206.72
400 00	CABLE WIRELESS OPTUS	NPV	06/12/01-00/12/01	1/7/2000	1 252.21	470.16	782.05
25 300 00	CABLE WIRELESS OPTUS	NPV	06/12/01-00/12/01	1/13/2000	97 956.65	29 737.55	68 219.10
50 800 00	CABLE WIRELESS OPTUS	NPV	06/12/01-00/12/01	1/14/2000	184 563.07	58 710.18	125 852.89
38 600 00	CABLE WIRELESS OPTUS	NPV	06/12/01-00/12/01	1/18/2000	148 008.99	45 370.33	102 638.66
8 100 00	CABLE WIRELESS OPTUS	NPV	06/12/01-00/12/01	1/18/2000	29 840.52	9 520.72	20 319.80
37 000 00	CABLE WIRELESS OPTUS	NPV	06/12/01-00/12/01	1/20/2000	133 272.31	43 489.70	89 782.61
37 000 00	CABLE WIRELESS OPTUS	NPV	06/12/01-00/12/01	1/21/2000	131 147.94	43 489.70	87 658.24
24 700 00	CABLE WIRELESS OPTUS	NPV	06/12/01-00/12/01	1/24/2000	87 195.13	29 032.31	58 162.82
24 700 00	CABLE WIRELESS OPTUS	NPV	06/12/01-00/12/01	1/25/2000	86 671.01	29 032.31	57 638.70
37 200 00	CABLE WIRELESS OPTUS	NPV	06/12/01-00/12/01	1/28/2000	132 327.90	43 724.77	88 603.13
36 200 00	CABLE WIRELESS OPTUS	NPV	06/12/01-00/12/01	1/31/2000	127 450.33	42 549.38	84 900.95
225 000 00	CARTER HOLT HARVEY	NPV	06/12/01-00/12/01	9/11/2000	172 631.26	360 412.81	(187 781.55)
142 700 00	CARTER HOLT HARVEY	NPV	06/12/01-00/12/01	10/26/2000	90 111.22	179 470.58	(89 359.36)
19 500 00	CARTER HOLT HARVEY	NPV	06/12/01-00/12/01	10/30/2000	12 698.72	21 005.88	(8 307.16)
33 100 00	CARTER HOLT HARVEY	NPV	06/12/01-00/12/01	11/2/2000	21 780.28	35 656.14	(13 875.86)
30 200 00	CARTER HOLT HARVEY	NPV	06/12/01-00/12/01	11/2/2000	19 810.50	32 532.18	(12 721.68)
7 000 00	DAIICHI PHARM CO	JPY50	06/12/01-00/12/01	9/7/2000	170 514.44	104 878.29	65 636.15
8 800 00	FISHER PAYKEL	NPV	06/12/01-00/12/01	8/30/2000	28 073.50	25 026.54	3 046.96
11 200 00	FISHER PAYKEL	NPV	06/12/01-00/12/01	9/12/2000	35 487.80	32 815.58	2 672.22
30 000 00	FISHER PAYKEL	NPV	06/12/01-00/12/01	9/13/2000	83 527.77	87 223.77	(3 696.00)
12 000 00	FISHER PAYKEL	NPV	06/12/01-00/12/01	9/15/2000	36 891.40	34 861.82	2 029.58
15 000 00	FISHER PAYKEL	NPV	06/12/01-00/12/01	9/18/2000	45 214.89	43 577.03	1 637.86
36 813 00	FISHER PAYKEL	NPV	06/12/01-00/12/01	9/19/2000	112 217.84	105 232.13	6 985.71
31 087 00	FISHER PAYKEL	NPV	06/12/01-00/12/01	9/20/2000	82 336.06	86 882.97	(4 546.91)
57 500 00	FISHER PAYKEL	NPV	06/12/01-00/12/01	10/12/2000	160 807.55	158 564.84	2 242.71
26 800 00	FISHER PAYKEL	NPV	06/12/01-00/12/01	10/13/2000	73 980.65	73 141.92	838.73
10 000 00	FISHER PAYKEL	NPV	06/12/01-00/12/01	10/26/2000	30 424.58	29 971.68	452.90
15 300 00	HITACHI	JPY50	06/12/01-00/12/01	9/7/2000	174 548.73	164 344.78	10 203.95
15 000 00	KOREA ELEC POWER	KRW5000	06/12/01-00/12/01	5/2/2000	428 355.27	483 203.80	(54 848.53)
14 000 00	KOREA ELEC POWER	KRW5000	06/12/01-00/12/01	5/3/2000	380 215.28	383 434.71	(3 219.43)
14 000 00	KOREA ELEC POWER	KRW5000	06/12/01-00/12/01	5/4/2000	347 085.49	437 875.35	(90 789.86)
14 000 00	KOREA ELEC POWER	KRW5000	06/12/01-00/12/01	5/8/2000	346 314.89	432 332.58	(86 017.69)
7 000 00	MATSUSHITA ELC IND	JPY50	06/12/01-00/12/01	9/7/2000	181 436.89	120 402.42	61 034.47
9 000 00	MATSUSHITA ELC IND	JPY50	06/12/01-00/12/01	9/14/2000	229 218.97	151 376.74	77 842.23
10 500 00	MAYNE NICKLESS LTD	NPV AUST LIST	06/12/01-00/12/01	2/24/2000	26 617.34	38 818.91	(12 201.57)
30 100 00	MAYNE NICKLESS LTD	NPV AUST LIST	06/12/01-00/12/01	2/25/2000	59 076.28	104 940.95	(45 864.67)
18 800 00	MAYNE NICKLESS LTD	NPV AUST LIST	06/12/01-00/12/01	3/3/2000	36 775.88	85 278.56	(48 502.68)
28 200 00	MAYNE NICKLESS LTD	NPV AUST LIST	06/12/01-00/12/01	3/10/2000	50 649.58	98 517.58	(47 868.00)
12 300 00	MAYNE NICKLESS LTD	NPV AUST LIST	06/12/01-00/12/01	3/15/2000	24 331.72	42 088.10	(17 756.38)
15 800 00	MITSUBI FUDOSAN CO	JPY50	06/12/01-00/12/01	9/7/2000	173 308.55	131 842.91	41 465.64
2 600 00	ORIENTAL LAND CO LTD	JPY50	06/12/01-00/12/01	9/7/2000	175 565.81	171 296.87	4 268.94
2 60							

THE ROCKEFELLER FOUNDATION
EMPLOYEE ID NO 13 165629
GAIN AND LOSSES FOR TAX ON INVESTMENT INCOME
FORM 990 PF 2000 PART IV

Par	Security Name	Security Description	Date Bought	Date Sold	Proceeds	Cost	Realized
3 000 00	POHANG IRON -STEEL	KRW5000	06/12/01-00/12/01	5/4/2000	240 079 42	95 763 75	144 315 67
1 000 00	SONY CORP	JPY50	06/12/01-00/12/01	2/4/2000	377 527 75	72 931 02	304 596 73
3 000 00	SONY CORP	JPY50	06/12/01-00/12/01	3/6/2000	833 840 50	153 958 50	679 882 05
2 500 00	SONY CORP	JPY50	06/12/01-00/12/01	4/7/2000	333 869 39	83 706 86	270 154 53
4 000 00	SONY CORP	JPY50	06/12/01-00/12/01	4/10/2000	325 473 93	60 728 41	264 45 52
1 500 00	SONY CORP	JPY50	06/12/01-00/12/01	4/11/2000	213 651 29	40 265 27	173 386 02
2 900 00	SONY CORP	JPY50	06/12/01-00/12/01	4/12/2000	487 832 90	90 921 19	397 011 80
2 900 00	SONY CORP	JPY50	06/12/01-00/12/01	4/13/2000	370 978 14	69 949 66	301 028 48
1 700 00	SONY CORP	JPY50	06/12/01-00/12/01	5/8/2000	174 359 43	43 120 88	131 238 55
1 500 00	SONY CORP	JPY50	06/12/01-00/12/01	6/14/2000	138 991 89	38 284 20	100 607 60
3 800 00	SONY CORP	JPY50	06/12/01-00/12/01	7/7/2000	387 739 79	85 594 94	292 144 81
3 700 00	SONY CORP	JPY50	06/12/01-00/12/01	7/10/2000	384 817 51	80 674 80	294 142 65
3 400 00	SONY CORP	JPY50	06/12/01-00/12/01	7/11/2000	348 194 60	82 009 06	266 184 84
19 000 00	SUMITOMO MAR+IRE	JPY50	06/12/01-00/12/01	8/7/2000	121 126 01	133 423 48	(12 697 47)
30 000 00	TANABE SEIYAKU CO	JPY50	06/12/01-00/12/01	8/14/2000	207 751 50	228 771 53	(22 020 03)
17 800 00	UNITED OVERSEAS BANK	SGD1	06/12/01-00/12/01	8/7/2000	138 042 72	128 867 23	8 175 49
25 800 00	YASUDA F M INS	JPY50	06/12/01-00/12/01	8/7/2000	138 681 34	173 483 83	(36 802 58)
2 200 00	BOUYGUES	RTS EX DATE 09MAR2000	06/12/01-00/12/01	3/21/2000	871 27	0 00	871 27
58 920 00	HANSON	NPV(CUF3)	06/12/01-00/12/01	5/24/2000	1 221 618 64	1 221 618 64	0 00
17 425 00	SEVERN TRENT	ORD 65 5/18 GBP	06/12/01-00/12/01	1/24/2000	178 158 82	147 895 37	30 163 55
23 800 00	BARCLAYS	ORD GBP1	06/12/01-00/12/01	8/10/2000	568 189 48	708 152 12	(139 962 64)
10 500 00	BARCLAYS	ORD GBP1	06/12/01-00/12/01	9/28/2000	274 606 06	310 357 16	(35 691 10)
4 500 00	BARCLAYS	ORD GBP1	06/12/01-00/12/01	10/25/2000	122 788 17	133 010 21	(10 222 04)
184 600 00	BARRATT DEVEL	ORD GBP0 10	06/12/01-00/12/01	5/8/2000	652 597 15	718 410 51	(63 813 36)
5 200 00	AIR CANADA INC	COM	06/12/01-00/12/01	3/10/2000	54 919 54	21 210 87	33 708 67
12 268 00	AIR CANADA INC	COM	06/12/01-00/12/01	10/25/2000	108 429 39	50 040 65	58 388 74
12 100 00	BRITISH TELECOM	ORD GBP0 25	06/12/01-00/12/01	3/10/2000	253 002 18	209 315 48	43 686 71
11 900 00	DIAGEO	ORD GBX28 835185	06/12/01-00/12/01	1/24/2000	87 349 66	132 081 03	(34 701 87)
19 300 00	LONMIN	ORD GBP1 00	06/12/01-00/12/01	7/3/2000	215 908 68	201 601 44	14 39 44
175 100 00	BRIT AMER TOBACCO	ORD GBP0 25	06/12/01-00/12/01	7/3/2000	1 163 332 83	1 163 332 83	(1 718 78)
36 306 00	THAMES WATER	ORD GBP0 23	06/12/01-00/12/01	1/24/2000	457 362 56	320 688 82	136 673 74
111 300 00	GALLAHER GROUP	ORD GBP0 10	06/12/01-00/12/01	1/24/2000	466 489 65	797 147 51	(330 657 86)
21 300 00	GALLAHER GROUP	ORD GBP0 10	06/12/01-00/12/01	5/8/2000	107 039 73	152 400 88	(45 361 15)
14 900 00	GALLAHER GROUP	ORD GBP0 10	06/12/01-00/12/01	8/18/2000	85 827 09	106 609 07	(20 781 98)
95 300 00	HANSON	ORD GBP2	06/12/01-00/12/01	1/24/2000	666 784 77	719 401 67	(52 616 90)
149 600 00	HANSON	ORD GBP2	06/12/01-00/12/01	5/8/2000	1 152 531 59	1 129 307 09	23 224 50
127 200 00	HAYS	ORD GBP0 01	06/12/01-00/12/01	5/8/2000	810 119 20	745 912 40	64 206 80
21 441 00	NEXT	ORD GBP0 10	06/12/01-00/12/01	1/24/2000	187 514 18	256 965 19	(69 451 01)
33 400 00	HYDER	ORD GBP1 20	06/12/01-00/12/01	8/18/2000	180 460 12	377 841 13	(197 381 01)
3 700 00	LOGICA	ORD GBP0 10	06/12/01-00/12/01	10/25/2000	110 127 80	159 994 83	(49 867 03)
35 400 00	HSBC HLDGS	ORD USD0 50	06/12/01-00/12/01	1/24/2000	423 001 04	314 865 69	108 135 35
12 200 00	HSBC HLDGS	ORD USD0 50	06/12/01-00/12/01	10/25/2000	172 125 59	108 519 83	63 605 76
5 300 00	HSBC HLDGS	ORD USD0 50	06/12/01-00/12/01	11/21/2000	76 686 07	47 143 90	29 542 17
97 100 00	CENTRICA	GBP0 055555	06/12/01-00/12/01	9/28/2000	284 493 67	328 868 07	(44 374 40)
6 517 00	UNILEVER	ORD GBP0 014	06/12/01-00/12/01	1/24/2000	44 936 31	19 679 65	25 256 66
65 800 00	UNILEVER	ORD GBP0 014	06/12/01-00/12/01	8/10/2000	418 518 78	394 299 71	24 219 07
38 700 00	UNITED UTILITIES	ORD GBP1	06/12/01-00/12/01	7/3/2000	380 628 30	382 017 51	(1 389 21)
85 000 00	UNITED UTILITIES	ORD GBP1	06/12/01-00/12/01	8/10/2000	879 346 58	839 056 54	40 290 04
219 000 00	VODAFONE AIRTOUCH	ORD USD0 10	06/12/01-00/12/01	1/24/2000	1 208 830 13	569 318 69	637 511 44
292 00	RAILTRACK GROUP	ORD GBP0 25	06/12/01-00/12/01	1/24/2000	4 027 11	8 407 53	(4 380 42)
12 872 00	RAILTRACK GROUP	ORD GBP0 25	06/12/01-00/12/01	1/25/2000	172 427 83	307 800 07	(135 372 24)
6 436 00	RAILTRACK GROUP	ORD GBP0 25	06/12/01-00/12/01	1/26/2000	85 842 75	145 594 45	(59 751 70)
68 700 00	SAGE GROUP	ORD GBP0 01	06/12/01-00/12/01	7/3/2000	724 403 26	1 272 023 99	(547 620 73)
40 200 00	SAGE GROUP	ORD GBP0 01	06/12/01-00/12/01	9/26/2000	295 503 01	576 497 91	(280 994 90)
389 833 00	SOMERFIELD	ORD 10	06/12/01-00/12/01	3/10/2000	470 411 29	2 030 117 84	(1 559 00 55)
60 700 00	TI GROUP	ORD GBP0 25	06/12/01-00/12/01	10/25/2000	311 571 72	462 877 54	(151 305 82)
9 100 00	LLOYDS TSB GROUP	ORD GBP0 25	06/12/01-00/12/01	3/10/2000	74 514 27	117 259 84	(42 745 57)
11 500 00	LLOYDS TSB GROUP	ORD GBP0 25	06/12/01-00/12/01	7/3/2000	108 282 75	148 185 84	(39 892 88)
15 200 00	LLOYDS TSB GROUP	ORD GBP0 25	06/12/01-00/12/01	8/10/2000	138 587 19	185 862 76	(47 275 57)
14 400 00	ASTRAZENECA	ORD USD0 25	06/12/01-00/12/01	3/10/2000	535 737 68	550 228 31	(14 490 63)
26 100 00	CANFOR CORP	COM	06/12/01-00/12/01	8/10/2000	187 398 79	255 096 80	(67 698 01)
33 000 00	C A NAC TELEFONOS	D COM VEB38 90	06/12/01-00/12/01	3/10/2000	165 343 99	164 888 58	455 41
5 700 000 00	TELE NORTE LESTS P	COM NPV	06/12/01-00/12/01	1/24/2000	100 139 88	52 830 82	47 309 06
552 000 00	ELEC DE CARACAS	VZBL100(REGD)	06/12/01-00/12/01	3/10/2000	182 214 31	280 862 44	(98 648 13)
2 719 240 00	ELEC DE CARACAS	VZBL100(REGD)	06/12/01-00/12/01	8/11/2000	1 534 487 13	755 071 01	779 366 12
8 800 00	ENBRIDGE INC	COM	06/12/01-00/12/01	1/24/2000	143 004 94	185 295 32	(42 290 38)
8 500 00	ERAMET	FRF20	06/12/01-00/12/01	3/10/2000	311 330 88	344 352 97	(33 022 09)
70 00	ASCOM HOLDING AG	CHF500(BR)	06/12/01-00/12/01	9/26/2000	86 362 89	84 877 84	1 485 05
1 550 00	BQE NATL PARIS	EUR4	06/12/01-00/12/01	1/24/2000	126 217 72	138 330 18	(12 112 46)
1 700 00	ELECTRAFINA	NPV	06/12/01-00/12/01	1/24/2000	195 080 51	195 498 09	(415 58)
2 250 00	DEXIA FRANCE	NPV	06/12/01-00/12/01	3/21/2000	327 476 28	311 883 17	15 593 11
1 750 00	DEXIA FRANCE	NPV	06/12/01-00/12/01	4/7/2000	251 776 83	242 853 57	9 123 26
86 400 00	ERICSSON(LM) TEL	SEK2 50 SER B	06/12/01-00/12/01	5/8/2000	0 00	0 00	0 00
20 150 00	COMMERZBANK AG	NPV	06/12/01-00/12/01	1/24/2000	717 246 08	758 851 73	(41 705 65)
550 00	SYNGENTA AG	CHF 10	06/12/01-00/12/01	11/21/2000	23 495 48	20 379 51	3 115 97
735 00	SYNGENTA AG	CHF 10(TEMP)	06/12/01-00/12/01	11/22/2000	30 625 43	26 731 81	4 193 62
5 800 00	GPE BRUXELLES LAM	NPV	06/12/01-00/12/01	1/24/2000	1 063 065 51	1 008 511 46	54 554 05
3 100 00	HANNOVER RUCKVERSI	ORD NPV	06/12/01-00/12/01	9/26/2000	255 888 01	255 400 23	287 78
1 800 00	HANNOVER RUCKVERSI	ORD NPV	06/12/01-00/12/01	10/18/2000	0 00	0 00	0 00
3 900 00	KBC BANKVERZEKERIN NPV	NPV	06/12/01-00/12/01	3/10/2000	134 422 45	274 804 03	(140 381 58)
1 800 00	HANNOVER RECKVERSI	ORD NPV(REGD)	06/12/01-00/12/01	10/25/2000	146 066 06	156 535 03	(10 468 97)
47 700 00	MICHELIN(CGDE)	EUR2(REGD)	06/12/01-00/12/01	3/10/2000	1 449 916 91	2 107 201 15	(657 284 24)
10 750 00	MICHELIN(CGDE)	EUR2(REGD)	06/12/01-00/12/01	9/28/2000	284 474 22	382 267 11	(97 792 89)
170 00	NESTLE SA	CHF 10 (REGD)	06/12/01-00/12/01	1/24/2000	302 219 55	212 122 11	90 097 44
2 400 00	NATL PORTEFEUILLE	CAP NPV	06/12/01-00/12/01	1/24/2000	216 153 18	213 439 41	(2 286 23)
120 00	PARGESA HLDGS SA	CHF 1000 (BR)	06/12/01-00/12/01	1/24/2000	154 519 87	185 924 40	(31 404 53)
9 800 00	PERNOD RICARD	FRF20	06/12/01-00/12/01	5/8/2000	484 764 06	448 034 08	36 729 97
17 150 00	PERNOD RICARD	FRF20	06/12/01-00/12/01	10/25/2000	763 842 93	772 675 23	(8 832 30)
400 00	PEUGEOT SA	EUR6	06/12/01-00/12/01	8/26/2000	73 487 47	78 488 31	(5 000 84)
450 00	PEUGEOT SA	EUR6	06/12/01-00/12/01	11/21/2000	85 487 50	89 424 35	(3 936 85)
1 400 00	PUBLICIS	FF25	06/12/01-00/12/01	8/10/2000	534 895 77	548 330 75	(13 434 98)
16 043 00	RENAULT (REGIE NATIONALE)	FF25	06/12/01-00/12/01	1/24/2000	835 031 58	801 617 11	33 214 47
6 655 00	RENAULT (REGIE NATIONALE)	FF25	06/12/01-00/12/01	1/25/2000	342 431 02	280 740 00	61 691 02
109 320 00	RAS	ITL1000	06/12/01-00/12/01	8/10/2000	1 338 832 65	944 800 44	394 732 21
4 750 00	CIE DE BT GOBAIN	EUR18	06/12/01-00/12/01	1/24/2000	780 377 20	815 861 79	(35 484 59)
1 830 00	ALUSUISSE LONZA GR	CHF 100 (REGD)	06/12/01-00/12/01	1/24/2000	1 215 564 56	1 807 526 40	(591 961 84)
880 00	ALUSUISSE LONZA GR	CHF 100 (REGD)	06/12/01-00/12/01	3/10/2000	525 570 28	540 072 51	(14 502 23)
10 900 00	SCOR	NPV	06/12/01-00/12/01	1/25/2000	547 070 05	624 645 87	(77 575 82)
750 00	SOC GENERALE	EUR5	06/12/01-00/12/01	1/24/2000	151 492 88	152 550 89	(1 058 01)
250 00	SOC GENERALE	EUR5	06/12/01-00/12/01	5/8/2000	51 708 02	50 950 30	757 72
8 400 00	SGL CARBON	ORD NPV	06/12/01-00/12/01	3/10/2000	629 394 06	382 808 06	246 586 00
30 800 00	SCHNEIDER ELECTRIC	EUR8	06/12/01-00/12/01	5/2/2000	1 742 336 57	1 742 336 57	0 00
14 550 00	SCHNEIDER ELECTRIC	EUR8	06/12/01-00/12/01	7/3/2000	882 449 83	1 150 540 28	(268 090 45)
16 050 00	SCHNEIDER ELECTRIC	EUR8	06/12/01-00/12/01	8/10/2000	1 111 418		

THE ROCKEFELLER FOUNDATION
EMPLOYEE ID NO 13-165629
GAIN AND LOSSES FOR TAX ON INVESTMENT INCOME
FORM 990 PF 2000 PART IV

Par	Security Name	Security Description	Date Bought	Date Sold	Proceeds	Cost	Realized
12 643 00	ING GROEP NV	CVA NLG1	06/12/2001-00/12/21	3/10/2000	621 100 45	704 128 88	(83 028 53)
2 150 00	GEHE AG	DEMS (VAR)	06/12/2001-00/12/21	1/25/2000	75 888 89	86 533 04	(12 840 15)
10 700 00	GEHE AG	DEMS (VAR)	06/12/2001-00/12/21	3/10/2000	631 208 11	807 608 40	(178 342 29)
9 850 00	GEHE AG	DEMS (VAR)	06/12/2001-00/12/21	7/3/2000	313 489 32	392 173 70	(78 680 38)
6 550 00	HOCHTIEF AG	DEMS	06/12/2001-00/12/21	5/8/2000	177 218 52	208 887 18	(32 448 86)
484 00	HOLLANDSCHE BETON	NLQ2	06/12/2001-00/12/21	5/8/2000	8 927 80	8 236 85	890 95
1 100 00	ALLIANZ AG	NPV(REGD)(VINKULIERT)	06/12/2001-00/12/21	1/24/2000	388 098 87	342 098 28	46 713 59
3 200 00	ALLIANZ AG	NPV(REGD)(VINKULIERT)	06/12/2001-00/12/21	1/25/2000	1 087 731 86	995 189 17	82 542 69
56 052 00	ABN AMRO HLDGS NV	MLG1 25	06/12/2001-00/12/21	5/8/2000	1 113 703 99	1 177 535 95	(63 831 96)
2 950 00	HERMES INTL	FRF 10 (POST SPLIT)	06/12/2001-00/12/21	8/10/2000	365 340 58	408 756 20	(44 415 62)
6 000 00	AUTOGRIFF SPA	ITL1000	06/12/2001-00/12/21	1/25/2000	89 502 99	48 802 16	20 700 83
26 882 00	ENDESA S A	EUR1 2	06/12/2001-00/12/21	3/10/2000	581 360 70	689 914 99	(98 554 29)
20 150 00	LUFTHANSA AG	ORD NPV (REGD)(VINK)	06/12/2001-00/12/21	3/10/2000	439 081 97	426 513 42	12 568 55
580 00	BALOISE HLDGS	CHF 10 (REGD)	06/12/2001-00/12/21	1/24/2000	476 330 67	575 150 84	(98 820 27)
4 200 00	HEIDELBERGER DRUCK	ORD NPV	06/12/2001-00/12/21	9/26/2000	240 366 53	258 497 37	(18 130 84)
2 550 00	HEIDELBERGER DRUCK	ORD NPV	06/12/2001-00/12/21	11/21/2000	135 780 88	157 551 97	(21 770 99)
300 00	SAIRGROUP	CHF 88 (REGD)	06/12/2001-00/12/21	9/26/2000	42 725 70	69 061 32	(27 335 67)
1 100 00	SAIRGROUP	CHF 88 (REGD)	06/12/2001-00/12/21	11/21/2000	157 450 25	256 524 64	(99 074 39)
2 210 00	GRETAG IMAGING HLD	CHF 10 REGD	06/12/2001-00/12/21	8/10/2000	476 540 36	463 872 74	12 667 62
2 200 00	PIN PRINTemps REDO	FRF 20	06/12/2001-00/12/21	3/10/2000	433 046 55	454 236 31	(21 189 76)
6 950 00	DAIMLERCHRYSLER AG	ORD NPV(REGD)	06/12/2001-00/12/21	3/10/2000	425 079 93	727 775 10	(302 695 25)
14 550 00	DAIMLERCHRYSLER AG	ORD NPV(REGD)	06/12/2001-00/12/21	5/8/2000	834 781 75	1 302 278 25	(467 496 50)
3 250 00	DAIMLERCHRYSLER AG	ORD NPV(REGD)	06/12/2001-00/12/21	7/3/2000	170 380 85	290 886 90	(120 506 05)
1 590 00	SWISSCOM AG	CHF 25(REGD)	06/12/2001-00/12/21	3/10/2000	687 696 00	563 698 32	123 997 68
210 00	SWISSCOM AG	CHF 25(REGD)	06/12/2001-00/12/21	5/8/2000	73 152 84	63 439 85	9 713 06
1 540 00	SWISSCOM AG	CHF 25(REGD)	06/12/2001-00/12/21	7/3/2000	532 018 00	485 725 80	66 292 20
3 150 00	MAN AG	ORD NPV	06/12/2001-00/12/21	1/24/2000	118 135 67	98 008 34	20 127 33
29 700 00	THYSSENKRUPP AG	NPV	06/12/2001-00/12/21	7/3/2000	482 520 27	679 826 83	(19 306 56)
5 830 00	ABB AG	CHF 10	06/12/2001-00/12/21	11/21/2000	536 917 57	634 656 39	(97 738 82)
70 00	ADECCO SA	CHF 10 REGD	06/12/2001-00/12/21	11/21/2000	43 495 77	53 670 70	(10 074 93)
18 000 00	GRUPO DRAGADOS SA	EUR1	06/12/2001-00/12/21	10/25/2000	141 065 51	186 052 03	(44 986 52)
20 800 00	GRUPO DRAGADOS SA	EUR1	06/12/2001-00/12/21	11/21/2000	194 723 76	241 867 04	(47 143 28)
9 850 00	VIVENDI	EUR5 5	06/12/2001-00/12/21	8/10/2000	763 375 66	885 465 14	(122 089 48)
5 950 00	VIVENDI	EUR5 5	06/12/2001-00/12/21	9/26/2000	441 939 02	522 793 67	(80 854 65)
12 850 00	SIEMENS AG NPV (REGD)	NPV (REGD)	06/12/2001-00/12/21	5/8/2000	1 895 262 86	2 289 247 39	(373 984 73)
550 00	SIEMENS AG NPV (REGD)	NPV (REGD)	06/12/2001-00/12/21	11/21/2000	58 795 96	64 835 51	(6 039 55)
27 060 00	FIAT SPA	EUR 5	06/12/2001-00/12/21	1/24/2000	642 650 10	955 686 12	(313 036 02)
37 177 00	DEUTSCHE BANK AG	ORD NPV (REGD)	06/12/2001-00/12/21	1/24/2000	3 059 291 83	2 480 340 94	578 950 89
1 400 00	BAYERISCHE MOTORENWERKE AG	EUR1	06/12/2001-00/12/21	9/26/2000	45 572 95	48 080 24	(2 487 29)
13 650 00	K. S. AG	ORD SHS NPV	06/12/2001-00/12/21	3/10/2000	163 151 96	187 085 37	(24 833 41)
21 850 00	K. S. AG	ORD SHS NPV	06/12/2001-00/12/21	5/8/2000	307 708 03	300 003 04	7 704 99
30 398 00	TAKKI AG	NPV	06/12/2001-00/12/21	1/24/2000	304 181 70	213 868 86	90 192 84
13 300 00	DSM NV	NLQ6 67	06/12/2001-00/12/21	1/24/2000	452 349 83	462 183 00	(9 833 37)
29 900 00	DSM NV	NLQ6 67	06/12/2001-00/12/21	3/10/2000	958 778 51	903 823 24	(54 955 27)
19 550 00	KARSTADT QUELLE AG	NPV	06/12/2001-00/12/21	3/10/2000	534 727 27	803 827 82	(269 100 55)
8 500 00	KARSTADT QUELLE AG	NPV	06/12/2001-00/12/21	3/31/2000	256 381 83	388 620 79	(132 238 96)
25 450 00	KARSTADT QUELLE AG	NPV	06/12/2001-00/12/21	7/3/2000	689 651 36	1 163 576 37	(473 925 01)
8 000 00	CELANESE AG	NPV	06/12/2001-00/12/21	9/26/2000	139 323 03	151 088 87	(11 765 84)
26 050 00	DEUTSCHE TELEKOM	NPV(REGD)	06/12/2001-00/12/21	8/10/2000	1 113 830 98	1 585 238 99	(471 408 01)
14 250 00	DEUTSCHE TELEKOM	NPV(REGD)	06/12/2001-00/12/21	9/26/2000	503 060 58	821 506 30	(318 445 72)
36 100 00	ALTADIS SA	SER A ESP100(REGD)	06/12/2001-00/12/21	3/10/2000	395 587 04	466 104 57	(70 517 53)
18 300 00	PHILIPS ELEKTRON	EUR0 25	06/12/2001-00/12/21	8/10/2000	798 640 32	776 351 80	22 288 52
1 800 00	ERICSSON (LM) TEL	SEK1 SER B	06/12/2001-00/12/21	8/10/2000	34 711 50	14 944 21	19 767 29
7 700 00	STMICROELECTRONICS	EUR 1 04 (SICOVAM)	06/12/2001-00/12/21	10/25/2000	124 094 95	153 456 63	(29 361 68)
675 00	STMICROELECTRONICS	EUR 1 04 (SICOVAM)	06/12/2001-00/12/21	11/21/2000	26 144 45	35 522 37	(9 377 92)
325 00	STMICROELECTRONICS	EUR 1 04 (SICOVAM)	06/12/2001-00/12/21	11/22/2000	13 547 87	18 471 63	(4 923 76)
22 950 00	SOC GENERALE	EUR1 25	06/12/2001-00/12/21	7/3/2000	1 378 835 64	1 169 309 30	209 526 34
16 300 00	SOC GENERALE	EUR1 25	06/12/2001-00/12/21	10/25/2000	826 813 66	813 656 25	13 157 41
1 250 00	SOC GENERALE	EUR1 25	06/12/2001-00/12/21	11/21/2000	599 696 23	537 118 65	62 577 58
2 850 00	HAVAS ADVERTISING	EUR0 4	06/12/2001-00/12/21	10/25/2000	41 821 24	58 307 81	(16 486 57)
17 950 00	HAVAS ADVERTISING	EUR0 4	06/12/2001-00/12/21	11/21/2000	243 916 50	384 952 87	(141 036 37)
2 000 00	AIFUL CORP	JPY50	06/12/2001-00/12/21	5/8/2000	209 310 73	180 710 16	28 600 57
2 000 00	AIFUL CORP	JPY50	06/12/2001-00/12/21	8/10/2000	178 434 51	180 710 16	(1 275 65)
5 000 00	AEON CREDIT SERV	JPY50	06/12/2001-00/12/21	11/21/2000	278 915 53	243 808 09	35 107 44
17 000 00	AUTOBACS SEVEN CO	JPY50	06/12/2001-00/12/21	1/24/2000	380 104 60	613 682 56	(233 577 96)
66 000 00	CHINA TELECOM	COM	06/12/2001-00/12/21	1/24/2000	372 502 29	104 731 43	267 770 86
138 000 00	CHINA TELECOM	COM	06/12/2001-00/12/21	3/10/2000	1 280 848 20	218 983 90	1 061 864 30
2 000 00	KADOKAWA SHOTEN P	JPY50	06/12/2001-00/12/21	11/21/2000	52 248 00	170 840 80	(118 592 80)
82 000 00	CANON INC	JPY50	06/12/2001-00/12/21	1/24/2000	2 191 585 83	1 735 408 85	456 186 88
1 092 000 00	CATHAY PACIFIC AIR	HKD0 20	06/12/2001-00/12/21	1/24/2000	8 814 989 38	1 352 825 28	482 164 11
8 000 00	CHEUNG KONG(HLDS)	HKD0 50	06/12/2001-00/12/21	7/3/2000	89 290 17	88 842 82	447 35
9 700 00	COMALCO (LIMITED)	NPV	06/12/2001-00/12/21	5/22/2000	50 211 30	53 430 57	(3 219 27)
12 000 00	DDI CORP	JPY5000	06/12/2001-00/12/21	5/8/2000	139 785 08	101 234 02	38 551 06
50 000 00	DDI CORP	JPY5000	06/12/2001-00/12/21	10/25/2000	271 453 87	421 606 42	(150 152 55)
124 000 00	DAIICHI PHARM CO	JPY50	06/12/2001-00/12/21	1/24/2000	1 740 515 86	1 969 203 20	(228 687 34)
81 000 00	DAIICHI KANGYO BK	JPY50	06/12/2001-00/12/21	9/26/2000	701 549 53	701 549 53	0 00
29 000 00	DAITO TRUST CONST	JPY50	06/12/2001-00/12/21	1/24/2000	327 784 55	318 082 20	9 702 35
28 000 00	DAIWA HOUSE INDS	JPY50	06/12/2001-00/12/21	1/24/2000	238 034 83	281 088 87	(43 054 04)
3 000 00	FUJI PHOTO FILM CO	JPY50	06/12/2001-00/12/21	1/24/2000	118 178 43	118 215 89	(37 037 46)
54 000 00	HANG LUNG DEVEL CO	HKD1	06/12/2001-00/12/21	1/24/2000	53 735 29	108 814 11	(55 078 82)
5 000 00	HONDA MOTOR CO	JPY50	06/12/2001-00/12/21	1/24/2000	180 489 87	187 823 58	(7 333 71)
2 000 00	HONDA MOTOR CO	JPY50	06/12/2001-00/12/21	8/10/2000	74 198 30	75 129 43	(1 030 13)
8 000 00	HONDA MOTOR CO	JPY50	06/12/2001-00/12/21	11/21/2000	209 680 67	225 388 30	(15 707 63)
1 894 000 00	ICI PAKISTAN	PKR10	06/12/2001-00/12/21	5/8/2000	616 185 28	810 177 31	(193 992 03)
2 000 00	ICC INTERNATIONAL	THB10(ALIEN MARKET)	06/12/2001-00/12/21	1/24/2000	3 744 60	784 28	2 960 32
3 100 00	ICC INTERNATIONAL	THB10(ALIEN MARKET)	06/12/2001-00/12/21	1/25/2000	5 698 58	1 231 14	4 467 45
6 900 00	ICC INTERNATIONAL	THB10(ALIEN MARKET)	06/12/2001-00/12/21	3/10/2000	11 822 83	2 739 08	9 083 75
9 000 00	JUSCO CO	JPY50	06/12/2001-00/12/21	5/8/2000	161 784 48	172 117 45	(10 332 97)
77 000 00	KANDENKO CO	JPY50	06/12/2001-00/12/21	1/24/2000	372 677 39	465 711 58	(93 034 19)
8 000 00	KANDENKO CO	JPY50	06/12/2001-00/12/21	1/25/2000	38 444 85	48 385 82	(9 940 77)
36 000 00	KANDENKO CO	JPY50	06/12/2001-00/12/21	1/26/2000	173 033 24	217 204 00	(44 170 76)
80 000 00	MARUBENI CORP	JPY50	06/12/2001-00/12/21	7/3/2000	302 781 97	327 899 57	(25 117 60)
6 000 00	MATSUSHITA COMM	JPY50	06/12/2001-00/12/21	7/3/2000	703 031 63	1 094 844 49	(391 812 86)
2 000 00	MATSUSHITA COMM	JPY50	06/12/2001-00/12/21	10/25/2000	278 355 76	364 848 18	(86 492 42)
41 000 00	MINOLTA CO	JPY50	06/12/2001-00/12/21	1/24/2000	158 254 54	227 484 22	(69 229 68)
304 000 00	MITSUBI CO	JPY50	06/12/2001-00/12/21	3/10/2000	2 774 132 98	1 811 354 11	962 778 85
107 000 00	NAGASE CO	JPY50	06/12/2001-00/12/21	1/24/2000	457 142 97	485 291 88	(28 148 91)
8 000 00	NAGASE CO	JPY50	06/12/2001-00/12/21	1/25/2000	33 458 80	31 585 00	1 873 80
133 000 00	NIPPON KAYAKU CO	JPY50	06/12/2001-00/12/21	1/24/2000	583 983 43	661 807 38	(77 823 95)
414 000 00	JAPAN ENERGY CORP	JPY50000	06/12/2001-00/12/21	1/24/2000	308 867 50	402 186 25	(93 318 75)
80 000 00	NIPPON TEL+TEL CP	JPY50000	06/12/2001-00/12/21	1/24/2000	1 314 730 14		

THE ROCKEFELLER FOUNDATION
EMPLOYEE ID NO. 13 165629
GAIN AND LOSSES FOR TAX ON INVESTMENT INCOME
FORM 990 PF 2000 PART IV

Par	Security Name	Security Description	Date Bought	Date Sold	Proceeds	Cost	Realized
1 228 000 00	SHANGHAI PETROCHEM	H CNY 1	06/12/21-00/12/31	1/24/2000	181 121 61	208 620 05	(15 498 44)
257 000 00	SHANGHAI LUJIAZHUI	B CNY1	06/12/21-00/12/31	1/24/2000	75 928 08	130 285 20	(54 357 12)
277 800 00	SHANGHAI LUJIAZHUI	B CNY1	06/12/21-00/12/31	1/25/2000	80 751 72	140 728 29	(59 976 57)
78 600 00	SHANGHAI LUJIAZHUI	B CNY1	06/12/21-00/12/31	1/26/2000	23 118 31	39 845 98	(16 727 67)
52 000 00	SHOWA SHELL SEKIYU	JPY50	06/12/21-00/12/31	1/24/2000	213 134 43	291 770 60	(78 636 17)
300 00	SUMITOMO CP LEASG	JPY50	06/12/21-00/12/31	1/25/2000	3 067 21	4 203 21	(1 135 50)
19 500 00	TAKEFUJI CORP	JPY50	06/12/21-00/12/31	1/24/2000	2 103 445 07	2 553 380 18	(449 935 11)
5 500 00	TAKEFUJI CORP	JPY50	06/12/21-00/12/31	1/25/2000	583 525 42	720 178 51	(136 653 09)
17 315 00	TELECOM CORP OF NZ	NPV (NZ LISTING)	06/12/21-00/12/31	1/24/2000	73 865 34	74 072 19	(206 65)
41 285 00	TELECOM CORP OF NZ	NPV (NZ LISTING)	06/12/21-00/12/31	1/25/2000	176 433 83	176 813 93	(380 10)
22 100 00	TELECOM CORP OF NZ	NPV (NZ LISTING)	06/12/21-00/12/31	3/10/2000	97 130 30	94 542 04	2 588 26
62 500 00	TELECOM CORP OF NZ	NPV (NZ LISTING)	06/12/21-00/12/31	7/3/2000	214 332 48	267 370 01	(53 037 52)
15 800 00	TELECOM CORP OF NZ	NPV (NZ LISTING)	06/12/21-00/12/31	6/10/2000	53 506 74	67 591 14	(14 084 40)
52 300 00	TELECOM CORP OF NZ	NPV (NZ LISTING)	06/12/21-00/12/31	1/21/2000	119 398 51	223 735 23	(104 336 72)
15 000 00	TOKYO ELEC POWER	JPY500	06/12/21-00/12/31	5/8/2000	354 695 04	283 328 41	71 366 63
55 000 00	YAMAHA MOTOR CO	JPY50	06/12/21-00/12/31	1/24/2000	429 368 70	383 864 77	45 503 93
89 000 00	YUASA CORP	JPY50	06/12/21-00/12/31	1/24/2000	180 888 81	239 207 44	(58 318 63)
7 000 00	YUASA CORP	JPY50	06/12/21-00/12/31	1/25/2000	13 748 49	18 613 68	(4 865 19)
534 000 00	ZHENHAI REFINING + CHEM	H SHS CNY1	06/12/21-00/12/31	1/24/2000	91 825 13	186 948 28	(95 123 15)
4 00	METALURGICA GERDAU	RECEIPTS TO DEB	06/12/21-00/12/31	11/17/1999	237 30	21 407 08	(21 169 78)
14 00	METALURGICA GERDAU	RECEIPTS TO DEB	06/12/21-00/12/31	11/17/1999	0 00	(21 407 08)	21 407 08
8 500 00	DYCKERHOFF AG	POST SPLIT SHS NPV	06/12/21-00/12/31	1/25/2000	52 388 23	201 845 24	(149 457 01)
57 00	BANCO BRADESC	PN RT8 EX 20DEC1999	06/12/21-00/12/31	2/9/2000	0 00	0 00	0 00
75 400 00	SIAM COMMERCIAL BK	WTS 22JUN04 SUB PREF ALIEN	06/12/21-00/12/31	5/18/2000	12 999 16	0 00	12 999 16
37 000 00	ARCH COMMUNICATIONS GROUP INC	COM NEW	06/12/21-00/12/31	2/4/2000	329 658 93	227 889 04	101 769 89
27 000 00	ARCH COMMUNICATIONS GROUP INC	COM NEW	06/12/21-00/12/31	2/7/2000	258 189 64	168 370 38	91 819 26
3 000 00	ARCH COMMUNICATIONS GROUP INC	COM NEW	06/12/21-00/12/31	2/8/2000	31 143 15	18 485 60	12 657 55
14 000 00	ARCH COMMUNICATIONS GROUP INC	COM NEW	06/12/21-00/12/31	2/9/2000	130 782 01	86 266 12	44 515 89
18 000 00	ARCH COMMUNICATIONS GROUP INC	COM NEW	06/12/21-00/12/31	2/10/2000	158 874 33	98 589 86	58 284 47
31 000 00	ARCH COMMUNICATIONS GROUP INC	COM NEW	06/12/21-00/12/31	2/11/2000	324 273 92	191 017 85	133 256 07
6 000 00	ARCH COMMUNICATIONS GROUP INC	COM NEW	06/12/21-00/12/31	2/14/2000	63 887 65	36 871 20	26 916 45
20 000 00	ARCH COMMUNICATIONS GROUP INC	COM NEW	06/12/21-00/12/31	2/15/2000	200 717 26	123 237 32	77 479 94
16 805 00	ARCH COMMUNICATIONS GROUP INC	COM NEW	06/12/21-00/12/31	2/17/2000	108 892 67	102 317 78	6 574 89
3 395 00	ARCH COMMUNICATIONS GROUP INC	COM NEW	06/12/21-00/12/31	2/17/2000	34 490 35	20 919 54	13 570 81
20 000 00	ARCH COMMUNICATIONS GROUP INC	COM NEW	06/12/21-00/12/31	2/18/2000	219 346 68	123 237 32	96 111 36
4 000 00	ARCH COMMUNICATIONS GROUP INC	COM NEW	06/12/21-00/12/31	2/23/2000	42 998 56	24 647 48	18 351 08
33 000 00	ARCH COMMUNICATIONS GROUP INC	COM NEW	06/12/21-00/12/31	2/24/2000	341 508 91	203 341 58	138 167 33
39 000 00	ARCH COMMUNICATIONS GROUP INC	COM NEW	06/12/21-00/12/31	2/25/2000	453 352 08	240 312 77	213 039 31
73 000 00	ARCH COMMUNICATIONS GROUP INC	COM NEW	06/12/21-00/12/31	2/28/2000	1 017 403 58	449 816 22	567 587 36
3 000 00	ARCH COMMUNICATIONS GROUP INC	COM NEW	06/12/21-00/12/31	2/29/2000	42 373 58	18 485 60	23 887 98
3 000 00	ARCH COMMUNICATIONS GROUP INC	COM NEW	06/12/21-00/12/31	3/1/2000	43 488 55	18 485 60	25 002 95
9 172 00	BAESA	COM NEW	06/12/21-00/12/31	7/13/2000	45 890 00	60 228 20	(14 338 20)
5 000 00	CORAM HEALTHCARE CORP	COM	06/12/21-00/12/31	8/23/2000	350 00	13 125 00	(12 775 00)
14 105 00	CORAM HEALTHCARE CORP	COM	06/12/21-00/12/31	8/24/2000	757 41	37 025 63	(36 268 22)
1 335 00	ELDER BEERMAN STORES CORP NEW	COM	06/12/21-00/12/31	11/11/2000	7 136 87	19 677 72	(12 540 85)
885 00	ELDER BEERMAN STORES CORP NEW	COM	06/12/21-00/12/31	9/27/2000	4 203 80	3 331 21	872 59
1 725 00	ELDER BEERMAN STORES CORP NEW	COM	06/12/21-00/12/31	10/31/2000	4 518 50	0 00	4 518 50
1 000 00	JCC HLDG CO	CL A	06/12/21-00/12/31	9/5/2000	1 258 65	3 999 83	(2 741 18)
100 00	JCC HLDG CO	CL A	06/12/21-00/12/31	9/25/2000	78 24	399 89	(321 65)
900 00	JCC HLDG CO	CL A	06/12/21-00/12/31	9/28/2000	704 22	3 599 84	(2 895 62)
1 000 00	JCC HLDG CO	CL A	06/12/21-00/12/31	10/26/2000	594 97	3 949 83	(3 354 86)
3 638 00	JCC HLDG CO	CL A	06/12/21-00/12/31	10/27/2000	1 814 74	15 343 77	(13 529 03)
500 00	OMEGA HEALTHCARE INVESTORS	REAL ESTATE	06/12/21-00/12/31	1/27/2000	11 553 36	4 852 50	6 700 86
600 00	OMEGA HEALTHCARE INVESTORS	REAL ESTATE	06/12/21-00/12/31	1/28/2000	13 864 03	5 511 00	8 353 03
100 00	OMEGA HEALTHCARE INVESTORS	REAL ESTATE	06/12/21-00/12/31	2/1/2000	2 041 93	793 50	1 248 43
7 200 00	OMEGA HEALTHCARE INVESTORS	REAL ESTATE	06/12/21-00/12/31	2/2/2000	166 910 25	57 423 60	109 486 65
3 000 00	OMEGA HEALTHCARE INVESTORS	REAL ESTATE	06/12/21-00/12/31	2/9/2000	63 197 51	17 803 50	45 394 01
3 000 00	OMEGA HEALTHCARE INVESTORS	REAL ESTATE	06/12/21-00/12/31	5/3/2000	61 632 93	15 367 50	46 265 43
2 000 00	OMEGA HEALTHCARE INVESTORS	REAL ESTATE	06/12/21-00/12/31	5/4/2000	41 477 35	10 431 30	31 046 05
2 000 00	OMEGA HEALTHCARE INVESTORS	REAL ESTATE	06/12/21-00/12/31	5/5/2000	41 682 52	10 785 00	31 397 52
100 00	OMEGA HEALTHCARE INVESTORS	REAL ESTATE	06/12/21-00/12/31	5/8/2000	7 086 93	537 25	1 529 68
2 000 00	OMEGA HEALTHCARE INVESTORS	REAL ESTATE	06/12/21-00/12/31	5/9/2000	41 838 60	11 245 00	30 593 60
1 000 00	OMEGA HEALTHCARE INVESTORS	REAL ESTATE	06/12/21-00/12/31	5/10/2000	20 689 31	5 310 00	15 379 31
1 000 00	OMEGA HEALTHCARE INVESTORS	REAL ESTATE	06/12/21-00/12/31	5/10/2000	20 689 31	5 310 00	15 379 31
900 00	OMEGA HEALTHCARE INVESTORS	REAL ESTATE	06/12/21-00/12/31	5/12/2000	18 602 37	5 182 07	12 420 30
2 000 00	RITE AID CORP	COM	06/12/21-00/12/31	5/3/2000	11 442 21	10 620 00	822 21
5 000 00	RITE AID CORP	COM	06/12/21-00/12/31	5/4/2000	28 667 93	27 587 50	1 080 43
2 000 00	RITE AID CORP	COM	06/12/21-00/12/31	5/5/2000	11 254 62	11 120 00	134 62
1 000 00	RITE AID CORP	COM	06/12/21-00/12/31	5/8/2000	5 252 30	5 622 50	(370 20)
2 000 00	RITE AID CORP	COM	06/12/21-00/12/31	5/10/2000	11 947 08	11 620 00	327 08
1 000 00	RITE AID CORP	COM	06/12/21-00/12/31	5/12/2000	6 689 77	6 497 50	192 27
1 000 00	RITE AID CORP	COM	06/12/21-00/12/31	5/14/2000	6 939 97	6 085 00	2 254 97
2 000 00	RITE AID CORP	COM	06/12/21-00/12/31	5/15/2000	14 129 72	9 495 00	4 634 72
2 000 00	RITE AID CORP	COM	06/12/21-00/12/31	5/18/2000	14 192 01	8 245 00	5 947 01
3 000 00	RITE AID CORP	COM	06/12/21-00/12/31	6/21/2000	20 838 04	12 830 00	8 008 04
2 000 00	RITE AID CORP	COM	06/12/21-00/12/31	8/28/2000	13 129 55	8 245 00	4 884 55
1 000 00	RITE AID CORP	COM	06/12/21-00/12/31	8/28/2000	8 902 27	4 122 50	2 7 9 77
1 000 00	RITE AID CORP	COM	06/12/21-00/12/31	8/28/2000	7 023 86	4 122 50	2 901 36
1 000 00	RITE AID CORP	COM	06/12/21-00/12/31	8/28/2000	6 564 76	4 092 50	2 472 26
1 000 00	RITE AID CORP	COM	06/12/21-00/12/31	8/7/2000	6 584 78	3 987 50	2 567 28
2 000 00	RITE AID CORP	COM	06/12/21-00/12/31	8/20/2000	14 047 73	6 620 00	7 427 73
1 000 00	RITE AID CORP	COM	06/12/21-00/12/31	9/22/2000	6 610 88	3 435 00	3 175 88
1 000 00	RITE AID CORP	COM	06/12/21-00/12/31	9/22/2000	6 584 77	3 372 50	3 192 27
3 000 00	RITE AID CORP	COM	06/12/21-00/12/31	9/25/2000	21 071 59	9 930 00	1 141 59
2 000 00	RITE AID CORP	COM	06/12/21-00/12/31	9/28/2000	13 588 84	7 485 00	6 093 84
5 900 00	RITE AID CORP	COM	06/12/21-00/12/31	10/4/2000	46 020 14	23 618 28	22 401 86
2 623 00	BARNEYS NY INC	WT EXP 15MAY00	06/12/21-00/12/31	5/30/2000	0 00	6 852 59	(6 852 59)
30 329 00	BARNEYS NY INC	WT EXP 15MAY00	06/12/21-00/12/31	5/30/2000	0 00	74 814 11	(74 814 11)
63 700 00	AT + T CORP	COM NPV	06/12/21-00/12/31	3/27/2000	3 845 887 50	3 152 480 14	693 407 36
8 800 00	ABBOTT LABS	COM NPV	06/12/21-00/12/31	2/28/2000	225 582 48	284 672 48	(59 090 00)
7 100 00	ABBOTT LABS	COM NPV	06/12/21-00/12/31	2/29/2000	234 852 34	298 068 84	(63 816 50)
9 100 00	ABBOTT LABS	COM NPV	06/12/21-00/12/31	3/3/2000	261 751 67	341 905 47	(80 153 80)
1 500 00	ABBOTT LABS	COM NPV	06/12/21-00/12/31	3/7/2000	48 504 14	80 112 71	(31 608 57)
3 400 00	ABBOTT LABS	COM NPV	06/12/21-00/12/31	3/8/2000	102 418 52	134 910 30	(32 491 78)
2 800 00	ABBOTT LABS	COM NPV	06/12/21-00/12/31	3/9/2000	86 935 41	103 812 84	(16 877 43)
1 500 00	ABBOTT LABS	COM NPV	06/12/21-00/12/31	3/14/2000	48 517 19	57 182 07	(8 664 88)
32 200 00	ABBOTT LABS	COM NPV	06/12/21-00/12/31	3/7/2000	1 070 850 00	1 214 848 24	(143 998 24)
6 700 00	AETNA INC	COM	06/12/21-00/12/31	2/8/2000	318 866 47	538 782 21	(220 915 74)
1 500 00	AETNA INC	COM	06/12/21-00/12/31	2/8/2000	68 888 95	112 652 86	(43 763 91)
6 500 00	AETNA INC	COM	06/12/21-00/12/31	2/9/2000	278 280 72	615 385 79	(337 105 07)
9 300 00	AETNA INC	COM	06/12/21-00/12/31	2/10/2000	378 278 88	835 051 55	(456 772 67)
2 100 00	AETNA INC	COM	06/12/21-00/12/31	2/10/2000	88 307 30	205 423 64	(117 116 34)
5 500 00	AETNA INC	COM	06/12/21-00/12/31	2/11/2000	210 780 91	387 992 82	(177 211 91)
5 900 00	AETNA INC	COM	06/12/21-00/12/31	2/14/2000	231 845 44	398 146 73	(166 301 29)
1 300 00	AIR PRODS + CHEMS INC	COM	06/12/21-00/12/31	2/15/2000	37 135 65	49 403 77	(12 268 12)
1 400 00	AIR PRODS + CHEMS INC	COM	06/12/21-00/12/31	2/18/2000	39 480 64	53 210 90	(13 730 26)
8 500 00	AIR PRODS + CHEMS INC						

THE ROCKEFELLER FOUNDATION
EMPLOYEE ID NO 13-165629
GAIN AND LOSSES FOR TAX ON INVESTMENT INCOME
FORM 990 PF 2000 PART IV

Par	Security Name	Security Description	Date Bought	Date Sold	Proceeds	Cost	Realized
33 500.00	AIR PRODS CHEMS INC	COM	06/12/21-00/12/21	3/27/2000	835 908.25	1 171 426.85	(235 522.60)
13 700.00	ALLSTATE CORP	COM	06/12/21-00/12/21	2/28/2000	272 704.43	410 997.00	(138 292.55)
4 500.00	ALLSTATE CORP	COM	06/12/21-00/12/21	2/28/2000	88 777.39	167 366.82	(77 871.23)
5 300.00	ALLSTATE CORP	COM	06/12/21-00/12/21	3/1/2000	108 089.73	228 865.98	(122 776.25)
2 700.00	ALLSTATE CORP	COM	06/12/21-00/12/21	3/2/2000	53 971.20	115 627.50	(61 656.30)
3 400.00	ALLSTATE CORP	COM	06/12/21-00/12/21	3/3/2000	66 069.31	146 307.56	(80 238.25)
1 400.00	ALLSTATE CORP	COM	06/12/21-00/12/21	3/7/2000	27 054.09	57 755.81	(30 701.72)
1 300.00	ALLSTATE CORP	COM	06/12/21-00/12/21	3/17/2000	28 534.04	51 394.72	(22 860.68)
2 800.00	ALLSTATE CORP	COM	06/12/21-00/12/21	3/21/2000	58 758.55	108 835.20	(51 076.65)
3 000.00	ALLSTATE CORP	COM	06/12/21-00/12/21	3/23/2000	66 382.98	114 040.65	(47 656.67)
48 000.00	ALLSTATE CORP	COM	06/12/21-00/12/21	3/27/2000	1 058 000.00	1 785 418.16	(726 418.16)
600.00	AMERADA HESS CORP	COM NPV	06/12/21-00/12/21	3/7/2000	34 639.48	32 305.00	2 334.48
2 800.00	AMERADA HESS CORP	COM NPV	06/12/21-00/12/21	3/8/2000	167 850.17	152 568.00	15 284.08
2 200.00	AMERADA HESS CORP	COM NPV	06/12/21-00/12/21	3/8/2000	125 317.71	108 444.89	16 872.82
1 400.00	AMERADA HESS CORP	COM NPV	06/12/21-00/12/21	3/13/2000	80 390.07	75 474.00	4 916.07
800.00	AMERADA HESS CORP	COM NPV	06/12/21-00/12/21	3/16/2000	53 354.17	50 372.86	2 981.31
1 700.00	AMERADA HESS CORP	COM NPV	06/12/21-00/12/21	3/17/2000	98 671.84	88 120.76	10 551.08
3 800.00	AMERADA HESS CORP	COM NPV	06/12/21-00/12/21	3/20/2000	217 193.91	182 550.85	34 643.06
19 900.00	AMERICAN INTL GROUP INC	COM	06/12/21-00/12/21	3/27/2000	2 072 087.50	1 752 286.81	319 790.69
3 200.00	AON CORP	COM	06/12/21-00/12/21	2/15/2000	77 437.41	120 766.34	(43 328.93)
1 800.00	AON CORP	COM	06/12/21-00/12/21	2/16/2000	42 243.14	69 401.34	(27 158.20)
7 600.00	AON CORP	COM	06/12/21-00/12/21	2/17/2000	178 511.70	365 807.62	(187 295.92)
3 200.00	AON CORP	COM	06/12/21-00/12/21	2/18/2000	74 249.67	127 433.82	(53 184.15)
1 400.00	AON CORP	COM	06/12/21-00/12/21	2/18/2000	32 359.62	56 038.43	(23 678.81)
3 200.00	AON CORP	COM	06/12/21-00/12/21	2/22/2000	73 557.54	124 367.60	(50 810.06)
4 000.00	AON CORP	COM	06/12/21-00/12/21	2/23/2000	90 596.87	155 604.88	(65 007.91)
1 300.00	AON CORP	COM	06/12/21-00/12/21	2/23/2000	29 804.75	49 911.94	(20 107.19)
3 200.00	AON CORP	COM	06/12/21-00/12/21	2/24/2000	72 273.58	124 664.32	(52 390.74)
6 700.00	ARCHER DANIELS MIDLAND CO	COM	06/12/21-00/12/21	2/28/2000	71 321.79	127 577.37	(56 255.58)
10 300.00	ARCHER DANIELS MIDLAND CO	COM	06/12/21-00/12/21	2/28/2000	105 294.40	195 472.84	(90 178.44)
1 400.00	ARCHER DANIELS MIDLAND CO	COM	06/12/21-00/12/21	3/1/2000	14 073.03	23 771.73	(9 698.70)
3 700.00	ARCHER DANIELS MIDLAND CO	COM	06/12/21-00/12/21	3/16/2000	36 911.81	68 343.68	(31 431.87)
3 800.00	ARCHER DANIELS MIDLAND CO	COM	06/12/21-00/12/21	3/17/2000	38 985.17	67 381.84	(28 396.67)
1 100.00	ARCHER DANIELS MIDLAND CO	COM	06/12/21-00/12/21	3/20/2000	11 177.05	19 161.53	(7 984.48)
1 500.00	ARCHER DANIELS MIDLAND CO	COM	06/12/21-00/12/21	3/22/2000	15 674.47	25 604.15	(9 929.68)
1 400.00	ARCHER DANIELS MIDLAND CO	COM	06/12/21-00/12/21	3/23/2000	14 826.67	23 843.54	(9 016.87)
180 890.00	ARCHER DANIELS MIDLAND CO	COM	06/12/21-00/12/21	3/27/2000	1 626 986.25	2 876 252.58	(1 249 266.33)
27 700.00	BANK AMER CORP	COM	06/12/21-00/12/21	3/27/2000	1 499 262.50	1 328 910.71	170 351.79
38 800.00	BAKTER INTL INC	COM	06/12/21-00/12/21	3/27/2000	2 422 825.00	2 361 314.23	61 510.77
37 000.00	BELL SOUTH CORP	COM	06/12/21-00/12/21	3/27/2000	1 671 937.50	1 640 811.25	31 126.25
47 200.00	BESTFOODS	COM	06/12/21-00/12/21	3/27/2000	2 003 050.00	2 317 844.13	(314 794.13)
2 200.00	BURLINGTON NORTHERN SANTA FE	COM	06/12/21-00/12/21	3/20/2000	48 386.72	62 080.39	(13 693.67)
2 900.00	BURLINGTON NORTHERN SANTA FE	COM	06/12/21-00/12/21	3/22/2000	62 264.39	81 763.38	(19 498.99)
3 000.00	BURLINGTON NORTHERN SANTA FE	COM	06/12/21-00/12/21	3/23/2000	63 091.78	84 484.70	(21 392.91)
61 700.00	BURLINGTON NORTHERN SANTA FE	COM	06/12/21-00/12/21	3/27/2000	1 812 718.75	2 349 826.62	(537 107.87)
3 500.00	BURLINGTON RES INC	COM	06/12/21-00/12/21	3/2/2000	103 537.74	153 824.91	(50 287.17)
4 200.00	BURLINGTON RES INC	COM	06/12/21-00/12/21	3/7/2000	121 902.80	182 483.08	(60 580.28)
2 000.00	BURLINGTON RES INC	COM	06/12/21-00/12/21	3/8/2000	128 410.71	177 512.54	(49 101.83)
2 100.00	BURLINGTON RES INC	COM	06/12/21-00/12/21	3/10/2000	64 897.83	87 659.48	(22 761.65)
4 300.00	BURLINGTON RES INC	COM	06/12/21-00/12/21	3/13/2000	67 485.02	92 189.16	(24 704.14)
4 600.00	BURLINGTON RES INC	COM	06/12/21-00/12/21	3/14/2000	136 127.00	186 867.38	(50 740.38)
1 400.00	BURLINGTON RES INC	COM	06/12/21-00/12/21	3/15/2000	140 555.70	180 163.86	(39 608.16)
2 600.00	BURLINGTON RES INC	COM	06/12/21-00/12/21	3/16/2000	48 137.69	50 730.69	(2 593.00)
31 200.00	BURLINGTON RES INC	COM	06/12/21-00/12/21	3/20/2000	82 739.37	87 432.39	(5 693.02)
2 100.00	CIGNA CORP	COM	06/12/21-00/12/21	3/27/2000	1 080 800.00	1 103 637.50	(22 837.50)
26 000.00	CIGNA CORP	COM	06/12/21-00/12/21	3/27/2000	1 741 981.28	1 110 235.81	631 745.47
46 900.00	CBSA CORP	COM	06/12/21-00/12/21	3/27/2000	1 956 500.00	1 843 479.88	113 020.12
4 700.00	CHAMPION INTL CORP	COM	06/12/21-00/12/21	3/27/2000	1 134 303.75	2 003 889.27	(869 585.52)
1 900.00	CHAMPION INTL CORP	COM	06/12/21-00/12/21	3/27/2000	310 424.64	358 064.19	(47 639.55)
2 400.00	CHAMPION INTL CORP	COM	06/12/21-00/12/21	3/27/2000	124 030.33	56 797.93	67 232.40
7 800.00	CHAMPION INTL CORP	COM	06/12/21-00/12/21	3/27/2000	148 289.41	77 803.82	70 485.59
8 700.00	CHAMPION INTL CORP	COM	06/12/21-00/12/21	3/27/2000	424 362.18	275 730.41	148 631.77
4 400.00	CHAMPION INTL CORP	COM	06/12/21-00/12/21	3/27/2000	357 026.39	346 185.02	10 841.37
2 400.00	CHAMPION INTL CORP	COM	06/12/21-00/12/21	3/27/2000	230 783.65	218 044.31	12 739.34
6 900.00	CHASE MANHATTAN CORP NEW	COM	06/12/21-00/12/21	3/17/2000	115 072.32	126 990.44	(11 918.12)
28 100.00	CHEVRON CORP	COM	06/12/21-00/12/21	3/27/2000	853 343.75	639 214.69	214 129.06
2 700.00	CHUBB CORP	COM	06/12/21-00/12/21	3/27/2000	2 207 081.25	2 291 418.67	(84 337.42)
2 900.00	CHUBB CORP	COM	06/12/21-00/12/21	3/27/2000	133 932.27	151 024.50	(17 092.23)
800.00	CHUBB CORP	COM	06/12/21-00/12/21	3/27/2000	142 745.41	182 211.50	(39 466.09)
2 900.00	CHUBB CORP	COM	06/12/21-00/12/21	3/1/2000	28 471.37	33 561.00	(5 089.63)
400.00	CHUBB CORP	COM	06/12/21-00/12/21	3/7/2000	132 382.80	162 211.50	(29 828.70)
2 800.00	CHUBB CORP	COM	06/12/21-00/12/21	3/8/2000	18 390.36	22 374.00	(3 983.64)
700.00	CHUBB CORP	COM	06/12/21-00/12/21	3/8/2000	125 907.03	156 618.00	(30 710.97)
1 500.00	CHUBB CORP	COM	06/12/21-00/12/21	3/17/2000	37 693.25	39 154.50	(1 461.25)
30 400.00	CHUBB CORP	COM	06/12/21-00/12/21	3/21/2000	78 819.29	83 807.50	(4 988.21)
131 800.00	COMPAQ COMPUTER CORP	COM	06/12/21-00/12/21	3/27/2000	1 605 000.00	1 964 512.50	(359 512.50)
88 700.00	CONAGRA INC	COM	06/12/21-00/12/21	3/27/2000	3 841 075.00	3 272 834.31	568 240.69
112 500.00	CONOCO INC	CL A	06/12/21-00/12/21	3/27/2000	1 418 200.00	2 381 810.82	(972 410.82)
2 900.00	CROWN CORK + SEAL INC	COM	06/12/21-00/12/21	3/27/2000	2 517 187.50	2 787 057.48	(269 869.98)
3 200.00	CROWN CORK + SEAL INC	COM	06/12/21-00/12/21	3/8/2000	53 804.70	115 508.28	(61 703.58)
3 700.00	CROWN CORK + SEAL INC	COM	06/12/21-00/12/21	3/10/2000	54 203.87	148 203.60	(94 000.73)
1 500.00	CROWN CORK + SEAL INC	COM	06/12/21-00/12/21	3/11/2000	62 324.41	165 456.77	(103 132.36)
2 500.00	CROWN CORK + SEAL INC	COM	06/12/21-00/12/21	3/14/2000	25 424.15	67 345.29	(41 921.14)
1 800.00	CROWN CORK + SEAL INC	COM	06/12/21-00/12/21	3/16/2000	49 565.14	113 328.61	(63 763.47)
2 500.00	CROWN CORK + SEAL INC	COM	06/12/21-00/12/21	3/17/2000	28 053.00	80 414.10	(52 361.10)
1 900.00	CROWN CORK + SEAL INC	COM	06/12/21-00/12/21	3/22/2000	37 611.49	112 532.09	(74 920.60)
5 400.00	CROWN CORK SEAL INC	COM	06/12/21-00/12/21	3/23/2000	27 473.46	89 142.86	(61 669.40)
4 300.00	CROWN CORK SEAL INC	COM	06/12/21-00/12/21	3/23/2000	78 168.81	273 177.77	(195 008.96)
3 800.00	CROWN CORK SEAL INC	COM	06/12/21-00/12/21	3/28/2000	80 524.34	202 525.03	(121 990.69)
4 700.00	CROWN CORK SEAL INC	COM	06/12/21-00/12/21	3/29/2000	53 639.58	165 462.62	(111 823.04)
17 300.00	CROWN CORK + SEAL INC	COM	06/12/21-00/12/21	3/31/2000	84 273.16	181 116.11	(96 842.95)
200.00	DANA CORP	COM	06/12/21-00/12/21	3/3/2000	238 074.03	547 818.69	(309 744.66)
1 500.00	DANA CORP	COM	06/12/21-00/12/21	3/3/2000	8 114.65	10 326.88	(2 212.23)
2 300.00	DANA CORP	COM	06/12/21-00/12/21	3/8/2000	43 825.38	78 081.84	(34 256.46)
2 300.00	DANA CORP	COM	06/12/21-00/12/21	3/12/2000	70 573.37	113 282.00	(42 708.63)
2 300.00	DANA CORP	COM	06/12/21-00/12/21	3/13/2000	70 267.02	109 189.06	(38 922.04)
2 300.00	DANA CORP	COM	06/12/21-00/12/21	3/14/2000	70 108.02	102 725.94	(32 617.92)
1 500.00	DANA CORP	COM	06/12/21-00/12/21	3/16/2000	44 929.19	60 685.50	(15 756.31)
2 700.00	DANA CORP	COM	06/12/21-00/12/21	3/18/2000	80 103.08	110 569.58	(30 466.50)
1 000.00	DANA CORP	COM	06/12/21-00/12/21	3/24/2000	27 949.06	37 438.11	(9 489.05)
2 300.00	DANA CORP	COM	06/12/21-00/12/21	3/25/2000	58 845.87	81 307.32	(22 461.45)
2 100.00	DANA CORP	COM	06/12/21-00/12/21	3/26/2000	54 475.54	81 434.84	(26 959.30)
2 300.00	DANA CORP	COM	06/12/21-00/12/21	3/27/2000	58 965.88	87 408.75	(28 442.87)
2 700.00	DANA CORP	COM	06/12/21-00/12/21	3/28/2000	53 777.86	80 480.84	(26 702.98)
2 500.00	DANA CORP	COM	06/12/21-00/12/21	3/31/2000	58 191.03	88 354.25	(30 163.22)
2 200.00	DANA CORP	COM	06/12/21-00/12/21	3/31/2000	50 863.62	76 078.15	(25 214.53)
3 400.00	DEERE + CO	COM	06/12/21-00/12/21	3/8/2000	158 954.40	174 338.78	(15 384.38)
4 700.00							

THE ROCKEFELLER FOUNDATION
EMPLOYEE ID NO 13 165629
GAIN AND LOSSES FOR TAX ON INVESTMENT INCOME
FORM 990 PF 2000 PART IV

Part	Security Name	Security Description	Date Bought	Date Sold	Proceeds	Cost	Realized
2,200.00	DEERE CO	COM	06/12/21-00/12/21	1/14/2000	104,698.48	81,797.24	22,399.24
39,400.00	DEERE + CO	COM	06/12/21-00/12/21	3/27/2000	1,444,820.00	1,444,820.50	37,604.41
87,200.00	DELPHI AUTOMOTIVE SYS CORP	COM	06/12/21-00/12/21	3/27/2000	1,045,800.00	1,283,504.11	(217,704.11)
1,500.00	DOW CHEM CO	COM	06/12/21-00/12/21	3/3/2000	164,715.72	180,746.70	(16,530.98)
2,700.00	DOW CHEM CO	COM	06/12/21-00/12/21	3/16/2000	242,873.80	266,806.91	(24,135.01)
700.00	DOW CHEM CO	COM	06/12/21-00/12/21	3/27/2000	78,962.43	86,747.71	(8,785.28)
28,000.00	DOW CHEM CO	COM	06/12/21-00/12/21	3/27/2000	3,053,750.00	3,792,752.36	(739,002.36)
27,800.00	EASTMAN KODAK CO	COM	06/12/21-00/12/21	3/27/2000	1,551,937.50	2,055,755.91	(503,818.41)
38,300.00	EMERSON ELEC CO	COM	06/12/21-00/12/21	3/27/2000	1,787,706.25	2,282,301.80	(494,595.55)
45,700.00	EXXON MOBIL CORP	COM	06/12/21-00/12/21	3/27/2000	3,486,050.00	3,481,696.20	34,353.80
36,600.00	FPL GROUP INC	COM	06/12/21-00/12/21	3/27/2000	1,706,475.00	1,886,828.33	(180,353.33)
22,300.00	FEDERAL NATL MTG ASSN	COM	06/12/21-00/12/21	3/27/2000	1,374,062.50	1,164,800.44	159,262.06
300.00	FEDERATED DEPT STORES INC DEL	COM	06/12/21-00/12/21	1/12/2000	15,100.56	14,187.88	1,022.68
4,500.00	FEDERATED DEPT STORES INC DEL	COM	06/12/21-00/12/21	1/13/2000	278,726.46	206,247.56	72,478.90
1,700.00	FEDERATED DEPT STORES INC DEL	COM	06/12/21-00/12/21	1/14/2000	80,592.78	73,113.60	7,479.18
47,800.00	FEDERATED DEPT STORES INC DEL	COM	06/12/21-00/12/21	3/27/2000	1,889,056.25	1,982,514.19	(93,457.94)
72,900.00	FIRSTENERGY CORP	COM	06/12/21-00/12/21	3/27/2000	1,467,556.25	2,096,041.78	(633,485.53)
23,800.00	FLEETBOSTON FINL CORP	COM	06/12/21-00/12/21	3/27/2000	859,775.00	855,514.78	204,280.22
32,700.00	FORD MTR CO DEL	COM	06/12/21-00/12/21	3/27/2000	1,444,031.25	1,743,556.74	(299,625.49)
4,100.00	FORT JAMES CORP	COM	06/12/21-00/12/21	1/13/2000	130,502.33	140,318.31	(118,813.98)
3,800.00	FORT JAMES CORP	COM	06/12/21-00/12/21	3/23/2000	85,805.07	142,032.58	(56,137.57)
87,800.00	FORT JAMES CORP	COM	06/12/21-00/12/21	3/27/2000	1,489,558.25	2,401,268.01	(911,711.76)
30,800.00	GTE CORP	COM	06/12/21-00/12/21	3/27/2000	2,179,100.00	2,130,687.02	48,102.98
19,600.00	GENERAL DYNAMICS CORP	COM	06/12/21-00/12/21	3/27/2000	937,125.00	817,875.24	119,249.76
100.00	GEORGIA PAC CORP	COM	06/12/21-00/12/21	1/4/2000	4,994.83	3,901.22	1,093.61
48,800.00	GEORGIA PAC CORP	COM	06/12/21-00/12/21	3/27/2000	1,676,537.50	1,938,182.86	(51,645.16)
3,600.00	HEINZ H J CO	COM	06/12/21-00/12/21	3/23/2000	129,342.13	184,448.77	(58,108.64)
58,800.00	HEINZ H J CO	COM	06/12/21-00/12/21	3/27/2000	1,626,475.00	2,707,820.01	(881,145.01)
22,800.00	HOUSEHOLD INTL INC	COM	06/12/21-00/12/21	3/27/2000	627,262.50	874,218.80	(246,957.30)
8,100.00	INTERNATIONAL BUSINESS MACHS	COM	06/12/21-00/12/21	3/27/2000	1,025,156.25	898,578.26	126,577.99
2,500.00	INTERNATIONAL PAPER CO	COM	06/12/21-00/12/21	2/18/2000	82,925.14	104,785.25	(11,860.11)
2,700.00	INTERNATIONAL PAPER CO	COM	06/12/21-00/12/21	2/28/2000	86,714.28	113,188.07	(18,453.79)
48,800.00	INTERNATIONAL PAPER CO	COM	06/12/21-00/12/21	3/27/2000	1,872,700.00	2,151,655.64	(278,955.64)
12,800.00	JOHNSON + JOHNSON	COM	06/12/21-00/12/21	3/27/2000	890,906.25	926,039.77	(35,133.52)
55,100.00	KEYCORP NEW	COM	06/12/21-00/12/21	3/27/2000	1,029,681.25	1,764,088.17	(734,406.92)
75,000.00	KROGER CO	COM	06/12/21-00/12/21	3/27/2000	1,318,275.00	1,339,506.07	(21,231.07)
14,300.00	LILLY ELI CO	COM	06/12/21-00/12/21	3/27/2000	865,150.00	834,846.95	30,303.05
3,400.00	LOCKHEED MARTIN CORP	COM	06/12/21-00/12/21	1/3/2000	71,043.00	109,445.14	(38,402.14)
2,700.00	LOCKHEED MARTIN CORP	COM	06/12/21-00/12/21	1/4/2000	55,031.18	86,015.27	(30,984.09)
13,000.00	LOWES CORP	COM	06/12/21-00/12/21	3/27/2000	738,700.35	1,240,745.05	(502,044.70)
25,700.00	MCI WORLDWIDE INC	COM	06/12/21-00/12/21	3/27/2000	1,105,100.00	1,121,080.42	(15,980.42)
81,800.00	MASCO CORP	COM	06/12/21-00/12/21	3/27/2000	1,840,500.00	1,818,624.85	2,875.15
79,700.00	MAY DEPT STORES CO	COM	06/12/21-00/12/21	3/27/2000	2,296,356.25	2,837,084.48	(635,728.21)
31,600.00	MCDONALDS CORP	COM	06/12/21-00/12/21	3/27/2000	1,098,100.00	1,057,931.88	40,168.12
5,700.00	NEWELL RUBBERMAID INC	COM	06/12/21-00/12/21	2/3/2000	156,891.82	248,187.14	(91,295.32)
30,500.00	NEWELL RUBBERMAID INC	COM	06/12/21-00/12/21	2/4/2000	687,090.19	1,188,822.83	(511,532.64)
96,500.00	NORFOLK SOUTHERN CORP	COM	06/12/21-00/12/21	3/7/2000	1,429,408.25	2,667,942.17	(1,238,533.92)
3,800.00	OCCIDENTAL PETE CORP	COM	06/12/21-00/12/21	2/25/2000	61,897.17	82,371.50	(20,474.33)
16,300.00	OCCIDENTAL PETE CORP	COM	06/12/21-00/12/21	2/18/2000	256,680.55	386,065.50	(129,384.95)
9,300.00	OCCIDENTAL PETE CORP	COM	06/12/21-00/12/21	2/28/2000	157,041.48	225,007.50	(67,966.04)
13,400.00	OCCIDENTAL PETE CORP	COM	06/12/21-00/12/21	3/1/2000	213,894.36	303,444.16	(89,549.80)
13,100.00	OCCIDENTAL PETE CORP	COM	06/12/21-00/12/21	3/2/2000	214,295.73	284,401.33	(70,105.60)
1,400.00	PPG INDOS INC	COM	06/12/21-00/12/21	2/18/2000	69,271.50	74,030.93	(4,759.43)
3,000.00	PPG INDOS INC	COM	06/12/21-00/12/21	2/28/2000	146,357.31	159,467.62	(13,110.31)
600.00	PPG INDOS INC	COM	06/12/21-00/12/21	3/3/2000	29,378.87	32,436.00	(3,057.13)
2,300.00	PPG INDOS INC	COM	06/12/21-00/12/21	3/16/2000	118,574.15	123,136.00	(4,561.85)
29,300.00	PPG INDOS INC	COM	06/12/21-00/12/21	3/27/2000	1,450,350.00	1,677,264.72	(226,914.72)
68,800.00	PEPSI BOTTLING GROUP INC	COM	06/12/21-00/12/21	3/27/2000	1,248,812.50	1,572,025.00	(323,212.50)
47,400.00	PEPSICO INC	COM	06/12/21-00/12/21	3/27/2000	1,501,987.50	1,597,763.21	(95,775.71)
3,200.00	PHILLIPS PETE CO	COM	06/12/21-00/12/21	3/10/2000	129,482.71	145,004.48	(15,521.77)
1,500.00	PHILLIPS PETE CO	COM	06/12/21-00/12/21	3/13/2000	59,899.75	87,970.85	(28,071.10)
2,800.00	PHILLIPS PETE CO	COM	06/12/21-00/12/21	3/14/2000	111,881.45	132,527.42	(20,645.97)
2,800.00	PHILLIPS PETE CO	COM	06/12/21-00/12/21	3/15/2000	101,658.42	119,078.06	(17,419.64)
4,500.00	PHILLIPS PETE CO	COM	06/12/21-00/12/21	3/16/2000	197,238.28	208,303.88	(11,065.60)
2,800.00	PHILLIPS PETE CO	COM	06/12/21-00/12/21	3/20/2000	118,770.35	134,151.99	(15,381.64)
17,800.00	PHILLIPS PETE CO	COM	06/12/21-00/12/21	3/27/2000	789,700.00	865,786.58	(76,086.58)
41,400.00	PRAXAIR INC	COM	06/12/21-00/12/21	3/27/2000	1,580,862.50	1,920,782.31	(339,799.81)
47,800.00	PUBLIC SVC ENTERPRISE GROUP	COM	06/12/21-00/12/21	3/27/2000	1,335,775.00	1,870,888.18	(535,113.18)
8,100.00	RAYTHEON CO	CL A	06/12/21-00/12/21	1/18/2000	118,664.21	128,781.23	(10,117.02)
5,800.00	RAYTHEON CO	CL A	06/12/21-00/12/21	1/18/2000	106,544.17	128,821.62	(22,277.45)
9,300.00	RAYTHEON CO	CL A	06/12/21-00/12/21	1/23/2000	177,952.34	175,586.27	2,366.07
6,100.00	RAYTHEON CO	CL B	06/12/21-00/12/21	1/18/2000	122,353.37	294,579.43	(172,226.06)
5,200.00	RAYTHEON CO	CL B	06/12/21-00/12/21	1/18/2000	99,713.20	156,148.89	(56,435.69)
12,000.00	RAYTHEON CO	CL B	06/12/21-00/12/21	1/20/2000	232,607.42	350,858.00	(118,250.58)
4,500.00	RAYTHEON CO	CL B	06/12/21-00/12/21	1/21/2000	84,761.86	126,344.39	(41,582.53)
47,200.00	SBC COMMUNICATIONS INC	COM	06/12/21-00/12/21	3/27/2000	2,038,450.00	1,869,261.06	169,188.94
2,700.00	ST PAUL COS INC	COM	06/12/21-00/12/21	3/17/2000	73,159.45	114,805.99	(41,646.54)
2,700.00	ST PAUL COS INC	COM	06/12/21-00/12/21	3/20/2000	71,854.32	115,232.80	(43,378.48)
4,400.00	ST PAUL COS INC	COM	06/12/21-00/12/21	3/21/2000	118,582.28	186,728.17	(68,145.89)
2,800.00	ST PAUL COS INC	COM	06/12/21-00/12/21	3/23/2000	82,228.78	125,100.46	(42,871.68)
53,000.00	ST PAUL COS INC	COM	06/12/21-00/12/21	3/27/2000	1,583,500.00	2,034,296.36	(450,796.36)
3,000.00	SEAGATE TECHNOLOGY	COM	06/12/21-00/12/21	1/3/2000	136,873.32	86,886.78	50,274.54
1,400.00	SEAGATE TECHNOLOGY	COM	06/12/21-00/12/21	1/4/2000	81,730.63	40,353.84	21,376.77
800.00	SEAGATE TECHNOLOGY	COM	06/12/21-00/12/21	1/10/2000	25,170.41	17,294.52	7,875.89
2,400.00	SEAGATE TECHNOLOGY	COM	06/12/21-00/12/21	1/11/2000	101,205.34	88,362.85	34,842.49
2,500.00	SEAGATE TECHNOLOGY	COM	06/12/21-00/12/21	1/11/2000	71,434.33	45,440.83	25,993.50
1,700.00	SEAGATE TECHNOLOGY	COM	06/12/21-00/12/21	3/4/2000	94,701.99	59,274.89	35,427.10
2,200.00	SEAGATE TECHNOLOGY	COM	06/12/21-00/12/21	3/7/2000	96,717.78	58,301.77	38,416.01
1,400.00	SEAGATE TECHNOLOGY	COM	06/12/21-00/12/21	2/8/2000	64,381.05	37,704.81	26,676.24
2,400.00	SEAGATE TECHNOLOGY	COM	06/12/21-00/12/21	2/10/2000	110,875.10	85,829.20	44,945.90
3,000.00	SEAGATE TECHNOLOGY	COM	06/12/21-00/12/21	2/11/2000	42,288.34	24,835.16	17,453.18
7,400.00	SEAGATE TECHNOLOGY	COM	06/12/21-00/12/21	2/16/2000	139,536.74	78,133.28	61,403.46
2,800.00	TJA COS INC NEW	COM	06/12/21-00/12/21	3/17/2000	343,228.08	194,071.24	149,156.84
14,300.00	TJA COS INC NEW	COM	06/12/21-00/12/21	3/7/2000	40,818.83	53,537.12	(12,718.29)
7,100.00	TJA COS INC NEW	COM	06/12/21-00/12/21	3/8/2000	216,004.28	294,454.16	(78,449.88)
7,100.00	TJA COS INC NEW	COM	06/12/21-00/12/21	3/8/2000	109,214.83	146,197.52	(36,982.69)
15,600.00	TJA COS INC NEW	COM	06/12/21-00/12/21	3/10/2000	108,094.59	148,107.52	(38,102.93)
8,300.00	TJA COS INC NEW	COM	06/12/21-00/12/21	3/14/2000	231,920.29	309,985.04	(78,064.75)
5,700.00	TJA COS INC NEW	COM	06/12/21-00/12/21	3/15/2000	125,432.04	165,463.40	(40,031.36)
4,400.00	TENET HEALTHCARE CORP	COM	06/12/21-00/12/21	3/16/2000	102,387.38	111,380.26	(8,992.88)
3,000.00	TENET HEALTHCARE CORP	COM	06/12/21-00/12/21	1/3/2000	105,376.48	134,281.84	(28,905.36)
5,800.00	TENET HEALTHCARE CORP	COM	06/12/21-00/12/21	1/6/2000	97,442.53	117,499.14	(20,056.61)
2,800.00	TENET HEALTHCARE CORP	COM	06/12/21-00/12/21	1/7/2000	159,013.84	171,903.20	(12,889.36)
89,700.00	TENET HEALTHCARE CORP	COM	06/12/21-00/12/21	1/10/2000	71,526.21	73,754.24	(2,228.03)
42,800.00	TEXACO INC	COM	06/12/21-00/12/21	3/27/2000	1,4		

THE ROCKEFELLER FOUNDATION
EMPLOYEE ID NO 13 165629
GAIN AND LOSSES FOR TAX ON INVESTMENT INCOME
FORM 990 PF 2000 PART IV

Par	Security Name	Security Description	Date Bought	Date Sold	Proceeds	Cost	Realized
700.00	TOSCO CORP	COM NEW	08/12/31-00/12/31	2/17/2000	19,182.91	17,535.00	1,627.91
1,600.00	TOSCO CORP	COM NEW	08/12/31-00/12/31	2/18/2000	40,361.82	40,361.82	2,756.74
5,900.00	TOSCO CORP	COM NEW	08/12/31-00/12/31	2/29/2000	158,961.99	148,039.65	10,942.34
4,300.00	TOSCO CORP	COM NEW	08/12/31-00/12/31	3/7/2000	119,838.55	107,341.99	12,316.56
1,900.00	TOSCO CORP	COM NEW	08/12/31-00/12/31	3/8/2000	53,252.58	46,504.81	6,747.75
17,500.00	TOSCO CORP	COM NEW	08/12/31-00/12/31	3/27/2000	496,562.50	437,782.94	58,769.56
2,700.00	USX MARATHON GROUP	COM NEW	08/12/31-00/12/31	3/7/2000	53,575.03	71,074.74	(17,499.71)
3,000.00	USX MARATHON GROUP	COM NEW	08/12/31-00/12/31	3/8/2000	75,183.58	86,785.42	(11,601.84)
3,100.00	USX MARATHON GROUP	COM NEW	08/12/31-00/12/31	3/15/2000	74,857.72	90,508.59	(15,648.37)
3,000.00	USX MARATHON GROUP	COM NEW	08/12/31-00/12/31	3/15/2000	76,448.14	86,174.27	(9,725.13)
2,300.00	USX MARATHON GROUP	COM NEW	08/12/31-00/12/31	3/17/2000	56,375.94	73,571.48	(17,195.54)
2,800.00	USX MARATHON GROUP	COM NEW	08/12/31-00/12/31	3/23/2000	66,984.78	82,784.04	(15,799.26)
75,200.00	USX MARATHON GROUP	COM NEW	08/12/31-00/12/31	3/27/2000	1,748,400.00	2,279,186.77	(530,786.77)
4,600.00	UNION PACIFIC RES GROUP INC	COM	08/12/31-00/12/31	1/18/2000	64,187.85	134,826.00	(70,638.15)
3,200.00	UNION PACIFIC RES GROUP INC	COM	08/12/31-00/12/31	1/27/2000	58,004.80	83,792.00	(25,787.20)
1,500.00	UNION PACIFIC RES GROUP INC	COM	08/12/31-00/12/31	1/28/2000	18,655.44	43,965.00	(25,309.56)
2,300.00	UNION PACIFIC RES GROUP INC	COM	08/12/31-00/12/31	1/31/2000	25,196.80	87,413.00	(62,216.20)
2,400.00	UNION PACIFIC RES GROUP INC	COM	08/12/31-00/12/31	2/1/2000	26,304.55	70,344.00	(44,039.45)
6,000.00	UNION PACIFIC RES GROUP INC	COM	08/12/31-00/12/31	2/2/2000	67,134.75	174,701.00	(107,566.25)
1,200.00	UNION PACIFIC RES GROUP INC	COM	08/12/31-00/12/31	2/8/2000	17,278.46	34,344.30	(17,065.84)
2,900.00	UNION PACIFIC RES GROUP INC	COM	08/12/31-00/12/31	2/10/2000	29,212.46	82,267.31	(53,054.85)
3,000.00	UNION PACIFIC RES GROUP INC	COM	08/12/31-00/12/31	2/11/2000	29,951.29	81,142.85	(51,191.56)
3,400.00	UNION PACIFIC RES GROUP INC	COM	08/12/31-00/12/31	2/14/2000	33,828.86	89,837.68	(56,008.82)
6,500.00	UNION PACIFIC RES GROUP INC	COM	08/12/31-00/12/31	2/15/2000	67,822.72	165,495.47	(97,672.75)
1,300.00	UNION PACIFIC RES GROUP INC	COM	08/12/31-00/12/31	2/18/2000	13,838.23	28,707.72	(14,869.49)
2,600.00	UNION PACIFIC RES GROUP INC	COM	08/12/31-00/12/31	2/17/2000	27,422.06	56,051.68	(28,629.62)
5,200.00	UNION PACIFIC RES GROUP INC	COM	08/12/31-00/12/31	2/24/2000	46,866.87	116,142.83	(69,275.96)
4,000.00	UNION PACIFIC RES GROUP INC	COM	08/12/31-00/12/31	2/25/2000	35,218.41	80,419.82	(45,201.41)
5,300.00	UNION PACIFIC RES GROUP INC	COM	08/12/31-00/12/31	2/28/2000	46,724.82	116,681.00	(69,956.18)
14,900.00	UNION PACIFIC RES GROUP INC	COM	08/12/31-00/12/31	2/29/2000	136,136.73	324,425.01	(188,288.28)
9,600.00	UNION PACIFIC RES GROUP INC	COM	08/12/31-00/12/31	3/1/2000	81,437.29	124,813.83	(43,376.54)
8,700.00	UNION PACIFIC RES GROUP INC	COM	08/12/31-00/12/31	3/2/2000	88,185.93	115,547.80	(27,361.87)
6,300.00	UNION PACIFIC RES GROUP INC	COM	08/12/31-00/12/31	3/3/2000	62,294.83	99,222.70	(36,927.87)
36,800.00	UNISYS CORP	COM	08/12/31-00/12/31	3/27/2000	1,023,975.00	1,154,504.62	(130,529.62)
9,100.00	UNITED TECHNOLOGIES CORP	COM	08/12/31-00/12/31	2/1/2000	482,302.78	529,704.51	(47,401.73)
2,300.00	UNOCAL CORP	COM	08/12/31-00/12/31	3/1/2000	62,227.41	88,534.57	(26,307.16)
1,300.00	UNOCAL CORP	COM	08/12/31-00/12/31	3/2/2000	36,983.76	48,961.46	(11,977.70)
1,500.00	UNOCAL CORP	COM	08/12/31-00/12/31	3/3/2000	41,924.50	55,214.00	(13,289.50)
2,800.00	UNOCAL CORP	COM	08/12/31-00/12/31	3/7/2000	77,990.23	104,828.84	(26,838.61)
2,800.00	UNOCAL CORP	COM	08/12/31-00/12/31	3/8/2000	83,162.82	108,443.70	(25,280.88)
1,300.00	UNOCAL CORP	COM	08/12/31-00/12/31	3/10/2000	37,776.48	50,534.48	(12,757.99)
1,600.00	UNOCAL CORP	COM	08/12/31-00/12/31	3/13/2000	44,352.75	62,559.00	(18,206.25)
3,100.00	UNOCAL CORP	COM	08/12/31-00/12/31	3/14/2000	84,697.85	120,483.00	(35,785.15)
3,200.00	UNOCAL CORP	COM	08/12/31-00/12/31	3/15/2000	86,006.24	122,597.00	(36,590.76)
3,100.00	UNOCAL CORP	COM	08/12/31-00/12/31	3/16/2000	86,451.15	113,507.06	(27,055.91)
2,800.00	UNOCAL CORP	COM	08/12/31-00/12/31	3/23/2000	78,508.84	103,896.13	(25,387.29)
36,500.00	UNOCAL CORP	COM	08/12/31-00/12/31	3/27/2000	990,082.50	1,303,087.35	(313,004.85)
81,400.00	UNUMPROVIDENT CORP	COM	08/12/31-00/12/31	3/27/2000	1,158,950.00	2,804,827.48	(1,645,877.48)
13,300.00	WASHINGTON MUT INC	COM	08/12/31-00/12/31	1/20/2000	290,954.37	479,954.92	(188,900.55)
10,900.00	WASHINGTON MUT INC	COM	08/12/31-00/12/31	1/21/2000	240,122.24	395,078.02	(154,955.78)
5,700.00	WASHINGTON MUT INC	COM	08/12/31-00/12/31	1/24/2000	133,739.19	214,288.50	(80,549.31)
5,100.00	WASHINGTON MUT INC	COM	08/12/31-00/12/31	1/28/2000	124,518.87	164,818.22	(40,299.35)
5,200.00	WASHINGTON MUT INC	COM	08/12/31-00/12/31	1/27/2000	131,624.78	200,882.61	(69,257.83)
2,800.00	WASHINGTON MUT INC	COM	08/12/31-00/12/31	1/31/2000	70,144.85	110,678.42	(40,533.57)
4,300.00	WASHINGTON MUT INC	COM	08/12/31-00/12/31	2/1/2000	108,687.46	168,523.57	(59,836.11)
2,900.00	WASHINGTON MUT INC	COM	08/12/31-00/12/31	2/2/2000	73,774.89	116,880.99	(43,106.10)
5,000.00	WASHINGTON MUT INC	COM	08/12/31-00/12/31	2/3/2000	126,720.76	204,671.59	(77,950.83)
5,700.00	WASHINGTON MUT INC	COM	08/12/31-00/12/31	2/4/2000	141,218.77	226,005.96	(84,787.19)
4,900.00	WASHINGTON MUT INC	COM	08/12/31-00/12/31	2/7/2000	118,235.82	178,235.91	(60,000.09)
5,500.00	WASHINGTON MUT INC	COM	08/12/31-00/12/31	2/8/2000	131,083.92	194,316.34	(63,232.42)
3,400.00	WASHINGTON MUT INC	COM	08/12/31-00/12/31	2/9/2000	78,074.89	118,709.14	(40,634.25)
82,100.00	WASTE MGMT INC DEL	COM	08/12/31-00/12/31	3/27/2000	1,189,975.00	2,660,079.90	(1,470,104.90)
18,300.00	WELLS FARGO CO NEW	COM	08/12/31-00/12/31	3/27/2000	781,850.00	710,314.26	71,535.74
27,500.00	APACHE CORP	COM	08/12/31-00/12/31	2/4/2000	1,017,500.00	955,712.75	61,787.25
74,000.00	ARROW ELECTRS INC	COM	08/12/31-00/12/31	2/4/2000	1,702,000.00	1,490,280.08	211,719.92
44,300.00	BOWATER INC	COM	08/12/31-00/12/31	2/4/2000	2,223,308.25	2,244,886.00	(21,577.75)
22,800.00	CARDINAL HEALTH INC	COM	08/12/31-00/12/31	2/4/2000	1,122,900.00	1,036,189.08	86,710.92
19,200.00	CENTERX CORP	COM	08/12/31-00/12/31	2/4/2000	426,000.00	507,747.86	(81,747.86)
7,500.00	CHAMPION INTL CORP	COM	08/12/31-00/12/31	1/5/2000	472,034.25	386,578.50	85,455.75
42,400.00	CHAMPION INTL CORP	COM	08/12/31-00/12/31	2/4/2000	2,744,550.00	1,906,308.47	838,241.53
13,957.00	CHRIS CRAFT INDS INC	COM	08/12/31-00/12/31	2/4/2000	1,036,176.81	540,189.68	495,987.13
50,000.00	CLAYTON HOMES INC	COM	08/12/31-00/12/31	2/4/2000	425,000.00	542,045.75	(117,045.75)
53,100.00	CONSECO INC	COM STK	08/12/31-00/12/31	2/4/2000	866,193.75	1,743,695.11	(877,501.36)
71,000.00	COOPER TIRE - RUBR CO	COM	08/12/31-00/12/31	2/4/2000	900,812.50	1,672,955.40	(772,142.90)
27,400.00	DANA CORP	COM	08/12/31-00/12/31	2/4/2000	621,837.50	1,170,782.96	(548,945.46)
78,700.00	ENGELHARD CORP	COM	08/12/31-00/12/31	2/4/2000	1,328,062.50	1,550,205.41	(222,142.91)
78,800.00	ENTERGY CORP	COM	08/12/31-00/12/31	2/4/2000	1,915,200.00	2,187,441.43	(272,241.43)
32,000.00	EVEREST REINSURANCE HLDGS	COM	08/12/31-00/12/31	2/4/2000	798,000.00	1,114,180.23	(316,180.23)
18,900.00	FEDERAL HOME LN MFG CORP	COM FORMERLY BR PART PFD	08/12/31-00/12/31	2/4/2000	977,587.50	929,912.81	47,674.69
49,800.00	FLEETWOOD ENTERPRISES INC	COM	08/12/31-00/12/31	2/4/2000	837,262.50	1,305,307.80	(468,045.30)
18,100.00	FLORIDA PROGRESS CORP	COM	08/12/31-00/12/31	2/4/2000	710,412.50	716,936.22	(6,523.72)
81,200.00	FLOWERS INDS INC	COM	08/12/31-00/12/31	2/4/2000	757,350.00	1,027,348.66	(269,998.66)
54,900.00	GLOBAL MARINE INC	COM NEW	08/12/31-00/12/31	2/4/2000	1,178,550.00	1,040,513.83	138,036.17
114,300.00	HOLLINGER INTERNATIONAL INC	CL A	08/12/31-00/12/31	2/4/2000	1,514,475.00	1,703,030.81	(188,555.81)
36,100.00	HON INDS INC	COM	08/12/31-00/12/31	2/4/2000	703,950.00	862,445.43	(158,495.43)
21,700.00	KALFMAN BROAD HOME CORP	COM	08/12/31-00/12/31	2/4/2000	468,262.50	510,638.72	(41,376.22)
24,200.00	KEARSE INC	COM	08/12/31-00/12/31	2/3/2000	582,527.78	775,075.59	(192,547.81)
8,100.00	KEARSE INC	COM	08/12/31-00/12/31	2/4/2000	190,356.00	262,005.94	(71,649.94)
29,200.00	LENHAR CORP	COM	08/12/31-00/12/31	2/4/2000	485,456.00	504,146.24	(18,690.24)
25,800.00	MEDIA INC	COM	08/12/31-00/12/31	2/4/2000	1,238,175.00	1,348,228.43	(110,053.43)
47,900.00	MUCOR CORP	COM	08/12/31-00/12/31	2/4/2000	2,338,125.00	2,140,896.25	197,228.75
9,300.00	OM GROUP INC	COM	08/12/31-00/12/31	1/28/2000	352,830.22	262,071.00	90,759.22
7,500.00	OM GROUP INC	COM	08/12/31-00/12/31	2/2/2000	284,540.50	211,831.50	72,709.00
28,400.00	OM GROUP INC	COM	08/12/31-00/12/31	2/4/2000	1,073,875.00	831,565.78	242,309.22
104,700.00	OFFICE MAX INC	COM	08/12/31-00/12/31	2/4/2000	893,637.50	1,218,672.50	(325,035.00)
43,900.00	OUTBACK STEAKHOUSE INC	COM	08/12/31-00/12/31	2/4/2000	1,187,465.83	1,048,874.03	138,591.80
51,100.00	READERS DIGEST ASSN INC	COM CL A NON VTG	08/12/31-00/12/31	2/4/2000	1,832,212.50	1,523,037.03	309,175.47
30,150.00	REINSURANCE GROUP AMER INC	COM	08/12/31-00/12/31	2/4/2000	642,571.48	717,221.60	(74,650.12)
53,700.00	SCANA CORP	COM	08/12/31-00/12/31	2/4/2000	1,478,750.00	1,499,145.91	(20,395.91)
39,800.00	SEAGATE TECHNOLOGY	COM	08/12/31-00/12/31	2/4/2000	1,728,812.50	1,147,228.82	581,583.68
36,000.00	SHERWIN WILLIAMS CO	COM	08/12/31-00/12/31	2/4/2000	784,875.00	1,009,000.51	(224,125.51)
62,400.00	SUPERVALU INC	COM	08/12/31-00/12/31	2/4/2000	1,045,200.00	1,405,781.48	(360,581.48)
42,300.00	TIDEWATER INC	COM	08/12/31-00/12/31	2/4/2000	1,147,100.00	1,571,687.93	(424,587.93)
80,700.00	TOYS R US INC	COM	08/12/31-00/12/31	1/6/2000	1,043,555.75	1,084,703.67	(41,147.92)
19,300.00	TRINITY INDS INC	COM	08/12/31-00/12/31	2/3/2000	438,798.80	621,037.08	(182,238.28)
18,100.00	TRINITY INDS INC	COM	08/12/31-00/12/31	2/4/2000	365,268.75	529,080.36	(163,811.61)

THE ROCKEFELLER FOUNDATION
EMPLOYEE ID NO 13-165629
GAIN AND LOSSES FOR TAX ON INVESTMENT INCOME
FORM 990 PF 2000 PART IV

Par	Security Name	Security Description	Date Bought	Date Sold	Proceeds	Cost	Realized
7 000 00	AT + T CORP	COM	06/12/21-00/12/21	8/22/2000	219 700 80	346 840 47	(127 139 51)
7 500 00	AT + T CORP	COM	06/12/21-00/12/21	9/25/2000	210 298 77	356 588 08	(140 289 21)
31 500 00	AT + T CORP	COM	06/12/21-00/12/21	11/02/2000	875 362 82	1 618 525 20	(743 162 38)
26 500 00	AT + T CORP	COM	06/12/21-00/12/21	11/10/2000	511 879 35	1 017 879 05	(476 778 70)
11 000 00	ALLSTATE CORP	COM	06/12/21-00/12/21	1/21/2000	260 714 39	518 780 00	(258 065 61)
5 000 00	ALLSTATE CORP	COM	06/12/21-00/12/21	2/9/2000	103 329 54	235 800 00	(132 470 46)
2 000 00	ALLSTATE CORP	COM	06/12/21-00/12/21	11/17/2000	78 602 37	94 320 00	(15 717 63)
9 500 00	ALLSTATE CORP	COM	06/12/21-00/12/21	12/26/2000	398 254 25	436 833 42	(40 579 17)
5 500 00	ALLSTATE CORP	COM	06/12/21-00/12/21	12/28/2000	235 268 84	249 963 43	(14 694 59)
11 000 00	AMERICAN STD COS INC DEL	COM	06/12/21-00/12/21	8/8/2000	491 573 59	445 588 04	45 985 55
4 800 00	AMERICAN STD COS INC DEL	COM	06/12/21-00/12/21	6/20/2000	204 907 07	194 384 16	10 522 91
2 500 00	AMERICAN STD COS INC DEL	COM	06/12/21-00/12/21	6/21/2000	104 928 74	101 241 75	3 686 99
6 300 00	AMERICAN STD COS INC DEL	COM	06/12/21-00/12/21	9/6/2000	292 610 74	255 129 21	37 481 53
2 500 00	AMERICAN STD COS INC DEL	COM	06/12/21-00/12/21	9/25/2000	105 848 46	101 241 75	4 607 71
7 000 00	AMERICAN STD COS INC DEL	COM	06/12/21-00/12/21	9/26/2000	295 513 33	283 478 90	12 036 43
6 000 00	BMC SOFTWARE INC	COM	06/12/21-00/12/21	5/12/2000	116 567 71	209 208 60	(82 640 89)
15 500 00	BMC SOFTWARE INC	COM	06/12/21-00/12/21	8/19/2000	304 423 68	654 207 75	(349 784 07)
3 500 00	BMC SOFTWARE INC	COM	06/12/21-00/12/21	8/14/2000	83 347 88	138 368 30	(55 020 42)
10 500 00	BMC SOFTWARE INC	COM	06/12/21-00/12/21	8/15/2000	195 015 24	340 367 80	(145 352 56)
6 500 00	BMC SOFTWARE INC	COM	06/12/21-00/12/21	8/30/2000	182 413 33	221 077 55	(38 664 22)
5 500 00	BMC SOFTWARE INC	COM	06/12/21-00/12/21	8/31/2000	143 534 78	268 418 75	(124 883 97)
3 000 00	BMC SOFTWARE INC	COM	06/12/21-00/12/21	9/7/2000	76 388 75	120 615 00	(44 226 25)
2 500 00	BMC SOFTWARE INC	COM	06/12/21-00/12/21	9/8/2000	81 235 20	98 348 25	(17 113 05)
2 500 00	BMC SOFTWARE INC	COM	06/12/21-00/12/21	9/11/2000	58 921 53	84 348 25	(25 426 72)
17 500 00	BMC SOFTWARE INC	COM	06/12/21-00/12/21	9/13/2000	401 158 37	463 781 50	(62 623 13)
4 000 00	BELLSOUTH CORP	COM	06/12/21-00/12/21	8/14/2000	150 479 77	198 780 40	(48 300 63)
18 500 00	BELLSOUTH CORP	COM	06/12/21-00/12/21	8/22/2000	882 831 01	879 156 30	(2 674 271)
1 500 00	BELLSOUTH CORP	COM	06/12/21-00/12/21	12/26/2000	59 140 15	88 835 20	(29 695 05)
6 500 00	BOEING CO	COM	06/12/21-00/12/21	9/7/2000	387 090 68	289 820 35	97 270 33
2 500 00	BOEING CO	COM	06/12/21-00/12/21	12/28/2000	183 458 70	103 920 50	79 538 20
7 500 00	CAPITAL ONE FINL CORP	COM	06/12/21-00/12/21	11/28/2000	402 411 07	322 174 50	80 236 57
4 000 00	CAPITAL ONE FINL CORP	COM	06/12/21-00/12/21	12/6/2000	235 349 74	171 826 45	63 523 29
6 500 00	CAPITAL ONE FINL CORP	COM	06/12/21-00/12/21	12/7/2000	377 867 83	278 217 90	99 649 93
5 500 00	CENTURYTEL INC	COM	06/12/21-00/12/21	12/26/2000	187 863 82	225 351 15	(37 487 33)
2 500 00	CITIZENS COMMUNICATIONS CO	COM	06/12/21-00/12/21	9/28/2000	35 953 87	7 669 89	28 283 98
17 100 00	CITIZENS COMMUNICATIONS CO	COM	06/12/21-00/12/21	10/10/2000	241 353 29	177 525 23	63 828 06
6 900 00	CITIZENS UTILS CO DEL	CL B	06/12/21-00/12/21	12/4/2000	106 208 52	71 832 90	34 375 62
40 000 00	CITIZENS UTILS CO DEL	CL B	06/12/21-00/12/21	2/18/2000	647 590 33	415 283 68	232 306 65
8 500 00	COMPAQ COMPUTER CORP	COM	06/12/21-00/12/21	4/17/2000	215 511 14	270 458 10	(54 946 96)
6 000 00	COMPUTER ASSOC INTL INC	COM	06/12/21-00/12/21	5/10/2000	264 199 38	325 448 00	(61 248 62)
12 500 00	COMPUTER ASSOC INTL INC	COM	06/12/21-00/12/21	5/11/2000	571 830 92	678 020 00	(106 189 08)
2 000 00	CONSTELLATION ENERGY GROUP INC	COM	06/12/21-00/12/21	9/20/2000	87 443 88	79 271 50	8 172 38
2 500 00	CONSTELLATION ENERGY GROUP INC	COM	06/12/21-00/12/21	9/21/2000	109 221 35	99 089 50	10 131 85
1 500 00	CYPRESS SEMICONDUCTOR CORP	COM	06/12/21-00/12/21	7/17/2000	54 188 69	29 085 00	25 103 69
2 500 00	CYPRESS SEMICONDUCTOR CORP	COM	06/12/21-00/12/21	7/18/2000	78 154 30	43 827 50	34 326 80
4 500 00	CYPRESS SEMICONDUCTOR CORP	COM	06/12/21-00/12/21	7/18/2000	126 708 77	70 347 30	56 361 47
12 500 00	CYPRESS SEMICONDUCTOR CORP	COM	06/12/21-00/12/21	7/24/2000	206 780 89	123 786 90	82 993 99
2 000 00	CYPRESS SEMICONDUCTOR CORP	COM	06/12/21-00/12/21	8/10/2000	499 189 58	343 852 50	155 337 08
10 500 00	CYPRESS SEMICONDUCTOR CORP	COM	06/12/21-00/12/21	9/6/2000	86 430 51	55 016 40	31 414 11
3 000 00	DELTA AIR LINES INC DE	COM	06/12/21-00/12/21	9/7/2000	464 942 33	288 171 30	176 771 03
1 000 00	DISNEY WALT CO	DISNEY COM	06/12/21-00/12/21	3/8/2000	133 938 82	207 589 20	(73 650 38)
30 000 00	DONALDSON LUFAN JENNETTE INC	COM	06/12/21-00/12/21	11/9/2000	31 864 74	34 822 50	(2 957 76)
8 500 00	DU PONT E I DE NEMOURS CO	COM	06/12/21-00/12/21	8/30/2000	2 643 201 83	1 583 211 80	1 060 000 03
5 000 00	DU PONT E I DE NEMOURS CO	COM	06/12/21-00/12/21	8/22/2000	315 820 55	416 685 05	(100 864 50)
4 500 00	DU PONT E I DE NEMOURS CO	COM	06/12/21-00/12/21	10/26/2000	209 115 02	319 381 50	(110 266 48)
5 000 00	DU PONT E I DE NEMOURS CO	COM	06/12/21-00/12/21	10/27/2000	186 827 01	287 305 15	(100 478 14)
4 000 00	DU PONT E I DE NEMOURS CO	COM	06/12/21-00/12/21	10/30/2000	216 310 78	317 314 40	(101 003 62)
7 000 00	DU PONT E I DE NEMOURS CO	COM	06/12/21-00/12/21	11/2/2000	174 144 58	220 184 40	(46 039 82)
6 500 00	DU PONT E I DE NEMOURS CO	COM	06/12/21-00/12/21	11/28/2000	284 777 10	379 788 70	(95 011 60)
4 500 00	DU PONT E I DE NEMOURS CO	COM	06/12/21-00/12/21	11/29/2000	263 728 69	338 825 50	(75 096 81)
5 000 00	DU PONT E I DE NEMOURS CO	COM	06/12/21-00/12/21	11/30/2000	186 544 87	225 613 50	(39 068 63)
4 000 00	DU PONT E I DE NEMOURS CO	COM	06/12/21-00/12/21	12/6/2000	216 888 26	246 507 50	(29 619 24)
4 000 00	DU PONT E I DE NEMOURS CO	COM	06/12/21-00/12/21	12/7/2000	175 078 55	186 871 20	(11 792 65)
4 000 00	DUKE ENERGY CO	COM STK NPV	06/12/21-00/12/21	9/8/2000	315 414 87	217 732 70	97 682 17
3 500 00	DUKE ENERGY CO	COM STK NPV	06/12/21-00/12/21	9/23/2000	272 339 50	183 363 00	87 976 50
3 000 00	DUKE ENERGY CO	COM STK NPV	06/12/21-00/12/21	10/9/2000	247 687 83	157 138 80	90 549 03
2 500 00	DUKE ENERGY CO	COM STK NPV	06/12/21-00/12/21	10/10/2000	209 511 76	130 949 00	78 562 76
1 000 00	DUKE ENERGY CO	COM STK NPV	06/12/21-00/12/21	10/23/2000	85 756 74	52 378 60	33 378 14
2 000 00	DUKE ENERGY CO	COM STK NPV	06/12/21-00/12/21	12/12/2000	170 474 31	103 515 85	66 958 46
4 000 00	DUKE ENERGY CO	COM STK NPV	06/12/21-00/12/21	12/18/2000	345 828 27	208 202 80	137 625 47
5 000 00	DYNEGY INC NEW	CL A	06/12/21-00/12/21	3/6/2000	278 158 71	154 770 17	123 388 54
2 000 00	DYNEGY INC NEW	CL A	06/12/21-00/12/21	8/8/2000	142 617 04	81 908 07	60 708 97
2 000 00	DYNEGY INC NEW	CL A	06/12/21-00/12/21	8/16/2000	187 245 95	81 908 07	95 337 88
5 500 00	DYNEGY INC NEW	CL A	06/12/21-00/12/21	7/7/2000	424 083 35	170 247 18	253 836 16
4 500 00	DYNEGY INC NEW	CL A	06/12/21-00/12/21	7/10/2000	354 722 26	139 283 15	215 439 11
3 000 00	DYNEGY INC NEW	CL A	06/12/21-00/12/21	8/30/2000	132 423 98	46 431 05	85 992 93
8 000 00	DYNEGY INC NEW	CL A	06/12/21-00/12/21	8/31/2000	269 830 39	82 862 10	177 068 29
4 000 00	DYNEGY INC NEW	CL A	06/12/21-00/12/21	8/15/2000	128 384 78	81 908 07	46 476 71
4 000 00	DYNEGY INC NEW	CL A	06/12/21-00/12/21	8/18/2000	228 868 22	81 908 07	146 960 15
1 000 00	DYNEGY INC NEW	CL A	06/12/21-00/12/21	8/18/2000	56 585 51	15 477 02	41 108 49
2 500 00	DYNEGY INC NEW	CL A	06/12/21-00/12/21	9/25/2000	139 136 35	38 892 54	100 243 81
2 000 00	DYNEGY INC NEW	CL A	06/12/21-00/12/21	10/30/2000	87 802 06	30 864 03	56 938 03
3 000 00	EATON CORP	COM	06/12/21-00/12/21	8/22/2000	203 850 39	238 821 80	(34 971 41)
4 500 00	EATON CORP	COM	06/12/21-00/12/21	8/29/2000	301 083 80	357 932 70	(56 848 90)
2 500 00	EATON CORP	COM	06/12/21-00/12/21	8/31/2000	184 695 25	196 851 50	(12 156 25)
4 000 00	EATON CORP	COM	06/12/21-00/12/21	12/14/2000	274 797 23	305 468 10	(30 670 87)
2 500 00	ENRON CORP	COM	06/12/21-00/12/21	2/15/2000	270 560 57	294 340 00	(23 779 43)
5 500 00	ENRON CORP	COM	06/12/21-00/12/21	2/16/2000	100 814 54	48 633 38	52 181 16
2 000 00	ENRON CORP	COM	06/12/21-00/12/21	2/22/2000	382 528 73	106 893 42	275 635 31
2 000 00	ENRON CORP	COM	06/12/21-00/12/21	2/23/2000	136 696 82	38 906 76	97 790 06
2 000 00	ENRON CORP	COM	06/12/21-00/12/21	2/24/2000	130 778 43	38 906 70	91 871 73
15 500 00	ENRON CORP	COM	06/12/21-00/12/21	3/30/2000	131 170 02	38 906 70	92 263 32
11 000 00	ENRON CORP	COM	06/12/21-00/12/21	3/30/2000	1 167 348 07	301 526 93	866 821 14
22 000 00	FEDERAL HOME LN MTG CORP	COM FORMERLY SR PART PFD	06/12/21-00/12/21	4/4/2000	749 443 88	213 988 85	535 455 03
32 000 00	FEDERAL HOME LN MTG CORP	COM FORMERLY SR PART PFD	06/12/21-00/12/21	7/12/2000	918 558 53	1 133 352 00	(214 793 47)
1 000 00	FEDERAL NATL MTG ASSN	COM	06/12/21-00/12/21	7/12/2000	55 962 83	1 420 944 45	(1 364 981 62)
48 500 00	FEDERAL NATL MTG ASSN	COM	06/12/21-00/12/21	7/12/2000	2 617 835 93	86 350 10	2 531 485 83
27 000 00	FORD MTR CO DEL	COM	06/12/21-00/12/21	4/14/2000	2 421 818 70	884 588 48	1 537 230 22
1 500 00	FORD MTR CO DEL	COM	06/12/21-00/12/21	5/8/2000	1 470 940 61	74 947 80	1 395 992 81
3 500 00	FORD MTR CO DEL	COM	06/12/21-00/12/21	5/9/2000	80 127 37	174 878 20	(94 750 83)
2 000 00	FORD MTR CO DEL	COM	06/12/21-00/12/21	5/15/2000	187 248 70	97 948 20	89 300 50
18 500 00	FORD MTR CO DEL	COM	06/12/21-00/12/21	6/6/2000	515 575 51	756 696 45	(241 120 94)
48 000 00	FRANKLIN RES INC	COM	06/12/21-00/12/21	4/11/2000	1 540 557 55	1 432 297 45	108 260 10
2 000 00	GRANT PRIDE INC	COM	06/12/21-00/12/21	7/25/2000	39 491 87	26 313 72	13 178 15
5 000 00	HCA HEALTHCARE CO	COM	06/12/21-00/12/21	10/30/2000	198 508 87	100 908 00	97 600 87
8 500 00	HASBRO INC	COM	06/12/21-00/12/21	2/			

THE ROCKEFELLER FOUNDATION
EMPLOYEE ID NO 13-165629
GAIN AND LOSSES FOR TAX ON INVESTMENT INCOME
FORM 990 PF 2000 PART IV

Par	Security Name	Security Description	Date Bought	Date Sold	Proceeds	Cost	Realized
14 000 00	HEALTHSOUTH CORP	COM	05/12/01-00/12/31	7/28/2000	81 824 44	103 089 40	(21 244 96)
18 000 00	HEALTHSOUTH CORP	COM	05/12/01-00/12/31	7/31/2000	105 845 24	131 845 40	(25 951 16)
15 000 00	HEALTHSOUTH CORP	COM	05/12/01-00/12/31	8/1/2000	87 126 07	108 055 50	(20 929 43)
14 000 00	HEALTHSOUTH CORP	COM	05/12/01-00/12/31	8/7/2000	84 808 34	99 668 80	(14 860 46)
36 000 00	HEALTHSOUTH CORP	COM	05/12/01-00/12/31	8/10/2000	203 047 57	256 291 20	(53 243 63)
81 500 00	ILLINOVA CORP	COM	05/12/01-00/12/31	2/22/2000	1 803 873 10	1 803 873 10	0 00
1 500 00	INTERNATIONAL BUSINESS MACHS	COM	05/12/01-00/12/31	8/26/2000	178 778 88	74 453 33	104 325 55
10 000 00	KAUFMAN - BROAD HOME CORP	COM	05/12/01-00/12/31	8/27/2000	191 747 58	219 139 88	(27 392 30)
3 000 00	KAUFMAN - BROAD HOME CORP	COM	05/12/01-00/12/31	8/29/2000	57 703 37	65 808 70	(7 906 33)
9 000 00	KAUFMAN - BROAD HOME CORP	COM	05/12/01-00/12/31	11/9/2000	281 155 10	188 290 00	84 865 10
10 500 00	KAUFMAN - BROAD HOME CORP	COM	05/12/01-00/12/31	11/13/2000	320 889 28	229 008 00	81 881 28
3 000 00	KAUFMAN - BROAD HOME CORP	COM	05/12/01-00/12/31	11/17/2000	95 356 01	85 430 00	9 926 01
2 000 00	KAUFMAN - BROAD HOME CORP	COM	05/12/01-00/12/31	11/27/2000	64 090 85	43 820 00	20 270 85
3 500 00	KUMBERLY CLARK CORP	COM	05/12/01-00/12/31	6/27/2000	192 550 27	170 248 80	22 301 47
1 500 00	KUMBERLY CLARK CORP	COM	05/12/01-00/12/31	7/7/2000	84 325 23	72 864 20	11 361 03
2 000 00	KUMBERLY CLARK CORP	COM	05/12/01-00/12/31	7/10/2000	113 098 22	87 285 60	15 812 62
3 500 00	KUMBERLY CLARK CORP	COM	05/12/01-00/12/31	8/1/2000	206 865 03	170 249 80	35 415 23
9 000 00	KUMBERLY CLARK CORP	COM	05/12/01-00/12/31	11/1/2000	583 857 21	428 454 05	155 503 16
1 500 00	KUMBERLY CLARK CORP	COM	05/12/01-00/12/31	11/2/2000	86 533 73	86 068 30	30 465 43
3 500 00	KUMBERLY CLARK CORP	COM	05/12/01-00/12/31	11/3/2000	272 021 39	133 774 20	88 247 19
1 500 00	KUMBERLY CLARK CORP	COM	05/12/01-00/12/31	11/6/2000	87 897 73	87 331 80	49 565 93
3 000 00	LEHMAN BROTHERS HLDS INC	COM	05/12/01-00/12/31	4/17/2000	227 265 21	238 305 00	(11 039 79)
2 500 00	LEHMAN BROTHERS HLDS INC	COM	05/12/01-00/12/31	5/10/2000	108 560 12	181 840 00	(5 679 12)
1 500 00	LEHMAN BROTHERS HLDS INC	COM	05/12/01-00/12/31	6/19/2000	136 381 00	115 184 00	21 217 00
3 500 00	LEHMAN BROTHERS HLDS INC	COM	05/12/01-00/12/31	6/21/2000	331 022 48	288 718 00	62 304 48
2 000 00	LEHMAN BROTHERS HLDS INC	COM	05/12/01-00/12/31	7/13/2000	224 886 29	153 552 00	71 334 29
2 500 00	LEHMAN BROTHERS HLDS INC	COM	05/12/01-00/12/31	7/24/2000	298 169 37	178 719 75	118 449 62
1 500 00	LEHMAN BROTHERS HLDS INC	COM	05/12/01-00/12/31	8/13/2000	230 324 96	107 580 50	122 734 46
5 000 00	LEHMAN BROTHERS HLDS INC	COM	05/12/01-00/12/31	10/26/2000	291 117 28	177 855 40	113 261 88
3 000 00	LEHMAN BROTHERS HLDS INC	COM	05/12/01-00/12/31	10/30/2000	186 947 08	105 821 40	8 25 00
10 000 00	LEHMAN BROTHERS HLDS INC	COM	05/12/01-00/12/31	10/31/2000	631 322 83	342 732 85	288 590 78
7 000 00	LOEWS CORP	COM	05/12/01-00/12/31	1/28/2000	389 816 89	736 843 80	(347 026 81)
8 500 00	LOEWS CORP	COM	05/12/01-00/12/31	2/14/2000	425 102 17	861 284 10	(436 181 93)
9 500 00	MBIA INC	COM	05/12/01-00/12/31	3/29/2000	472 080 09	608 858 15	(137 778 06)
2 100 00	MAGNA ENTMT CORP	SUB VTG CL A	05/12/01-00/12/31	3/17/2000	8 322 86	10 596 88	(2 274 02)
1 800 00	MAGNA ENTMT CORP	SUB VTG CL A	05/12/01-00/12/31	4/13/2000	5 698 81	8 678 17	(3 978 31)
8 500 00	MAGNA INTL INC	CL A	05/12/01-00/12/31	2/14/2000	349 338 33	552 231 08	(202 892 7)
3 500 00	MAGNA INTL INC	CL A	05/12/01-00/12/31	3/10/2000	141 702 91	227 364 90	(85 661 99)
4 000 00	MAGNA INTL INC	CL A	05/12/01-00/12/31	3/13/2000	155 785 18	259 845 60	(104 060 41)
4 000 00	MAGNA INTL INC	CL A	05/12/01-00/12/31	3/14/2000	157 552 74	258 845 80	(102 292 86)
12 000 00	MAGNA INTL INC	CL A	05/12/01-00/12/31	8/5/2000	601 231 53	726 817 60	(125 586 07)
2 000 00	MALLINCKRODT INC NEW	COM	05/12/01-00/12/31	5/25/2000	80 941 78	84 495 00	(3 553 22)
8 500 00	MALLINCKRODT INC NEW	COM	05/12/01-00/12/31	8/1/2000	247 812 03	263 822 50	(18 210 47)
5 000 00	MALLINCKRODT INC NEW	COM	05/12/01-00/12/31	8/9/2000	139 245 35	148 550 00	(9 304 65)
17 000 00	MALLINCKRODT INC NEW	COM	05/12/01-00/12/31	8/13/2000	473 274 30	498 270 00	(24 995 70)
8 000 00	MALLINCKRODT INC NEW	COM	05/12/01-00/12/31	8/16/2000	221 844 59	234 480 00	(12 635 41)
9 000 00	MALLINCKRODT INC NEW	COM	05/12/01-00/12/31	8/20/2000	244 108 14	262 415 00	(18 246 86)
8 500 00	MALLINCKRODT INC NEW	COM	05/12/01-00/12/31	8/22/2000	229 847 62	247 010 00	(17 162 38)
11 000 00	MALLINCKRODT INC NEW	COM	05/12/01-00/12/31	8/28/2000	324 433 07	296 510 25	2 922 82
24 500 00	MALLINCKRODT INC NEW	COM	05/12/01-00/12/31	8/29/2000	1 003 283 36	634 652 55	458 630 81
13 000 00	MIDAMERICA ENERGY HLDS CO NEW	COM	05/12/01-00/12/31	1/12/2000	442 147 73	346 280 00	85 867 73
9 500 00	MIDAMERICA ENERGY HLDS CO NEW	COM	05/12/01-00/12/31	1/13/2000	322 705 17	227 010 70	95 694 47
10 200 00	MIDAMERICA ENERGY HLDS CO NEW	COM	05/12/01-00/12/31	1/19/2000	348 512 12	282 280 10	86 232 02
10 000 00	MIDAMERICA ENERGY HLDS CO NEW	COM	05/12/01-00/12/31	1/24/2000	340 911 61	271 717 32	89 194 29
8 500 00	MIDAMERICA ENERGY HLDS CO NEW	COM	05/12/01-00/12/31	2/2/2000	290 890 29	228 455 35	62 234 94
11 300 00	MIDAMERICA ENERGY HLDS CO NEW	COM	05/12/01-00/12/31	2/8/2000	388 087 80	303 711 23	84 376 57
8 000 00	MINNESOTA MNG MFG CO	COM	05/12/01-00/12/31	3/29/2000	528 251 17	502 538 60	25 612 57
20 000 00	OFFICE DEPOT INC	COM	05/12/01-00/12/31	1/19/2000	210 242 95	364 800 00	(154 557 05)
17 000 00	OFFICE DEPOT INC	COM	05/12/01-00/12/31	1/21/2000	177 844 05	297 783 55	(120 119 50)
19 000 00	OFFICE DEPOT INC	COM	05/12/01-00/12/31	1/21/2000	201 547 14	280 954 85	(80 407 71)
28 000 00	OFFICE DEPOT INC	COM	05/12/01-00/12/31	1/25/2000	286 522 80	299 725 35	(13 202 55)
18 000 00	OFFICE DEPOT INC	COM	05/12/01-00/12/31	1/26/2000	181 343 92	185 148 35	(3 804 43)
34 000 00	OFFICE DEPOT INC	COM	05/12/01-00/12/31	1/21/2000	218 272 63	352 275 25	(132 882 62)
38 000 00	OFFICE DEPOT INC	COM	05/12/01-00/12/31	1/24/2000	244 381 19	387 328 25	(142 94 06)
52 500 00	OFFICE DEPOT INC	COM	05/12/01-00/12/31	1/26/2000	327 190 10	393 726 60	(66 536 50)
110 500 00	OFFICE DEPOT INC	COM	05/12/01-00/12/31	1/27/2000	871 342 28	748 030 60	(123 311 68)
4 000 00	PALL CORP	COM	05/12/01-00/12/31	9/28/2000	81 737 26	87 847 20	(6 109 94)
20 500 00	PALL CORP	COM	05/12/01-00/12/31	9/28/2000	413 841 16	440 042 10	(26 199 94)
4 500 00	PALL CORP	COM	05/12/01-00/12/31	9/29/2000	89 382 21	93 894 75	(4 512 54)
3 000 00	PALL CORP	COM	05/12/01-00/12/31	10/2/2000	58 901 23	61 997 10	(3 095 87)
10 000 00	PALL CORP	COM	05/12/01-00/12/31	10/3/2000	199 938 32	208 811 95	(8 873 63)
6 000 00	PALL CORP	COM	05/12/01-00/12/31	10/4/2000	125 876 39	123 967 40	1 908 99
2 500 00	PALL CORP	COM	05/12/01-00/12/31	10/5/2000	52 652 23	51 651 00	1 001 23
5 000 00	PALL CORP	COM	05/12/01-00/12/31	10/6/2000	104 606 50	101 116 80	3 489 70
6 000 00	PALL CORP	COM	05/12/01-00/12/31	10/9/2000	124 920 62	120 380 10	4 540 52
20 500 00	PALL CORP	COM	05/12/01-00/12/31	10/13/2000	410 634 09	410 555 50	78 54
17 000 00	PARAMETRIC TECHNOLOGY CORP	COM	05/12/01-00/12/31	2/14/2000	381 988 14	171 526 80	210 461 34
7 000 00	PARAMETRIC TECHNOLOGY CORP	COM	05/12/01-00/12/31	2/16/2000	156 557 46	70 628 00	85 929 46
8 000 00	PARAMETRIC TECHNOLOGY CORP	COM	05/12/01-00/12/31	2/17/2000	144 345 58	80 538 80	83 806 78
28 000 00	PARAMETRIC TECHNOLOGY CORP	COM	05/12/01-00/12/31	4/4/2000	278 815 57	278 552 40	(263 263 17)
15 500 00	PARAMETRIC TECHNOLOGY CORP	COM	05/12/01-00/12/31	4/5/2000	139 882 13	155 542 80	(15 660 67)
3 500 00	PRICE T ROWE - ASSOC INC	COM	05/12/01-00/12/31	10/26/2000	148 784 15	184 997 00	(36 212 85)
3 500 00	PRICE T ROWE - ASSOC INC	COM	05/12/01-00/12/31	10/26/2000	148 611 50	184 997 00	(36 385 50)
3 000 00	PRICE T ROWE - ASSOC INC	COM	05/12/01-00/12/31	10/27/2000	127 147 40	141 426 00	(14 278 60)
2 000 00	PRICE T ROWE - ASSOC INC	COM	05/12/01-00/12/31	10/30/2000	85 927 13	84 284 00	(1 643 13)
4 500 00	PRICE T ROWE - ASSOC INC	COM	05/12/01-00/12/31	11/10/2000	205 905 48	212 138 00	(6 232 52)
8 000 00	PRICE T ROWE - ASSOC INC	COM	05/12/01-00/12/31	11/21/2000	222 592 57	282 852 00	(60 259 43)
4 000 00	PROVIDIAN FINL CORP	COM	05/12/01-00/12/31	11/10/2000	383 786 46	379 784 40	4 002 06
3 500 00	PROVIDIAN FINL CORP	COM	05/12/01-00/12/31	11/13/2000	320 074 12	293 678 70	26 395 42
2 500 00	PROVIDIAN FINL CORP	COM	05/12/01-00/12/31	11/30/2000	224 450 51	209 770 50	14 680 01
8 000 00	PROVIDIAN FINL CORP	COM	05/12/01-00/12/31	12/6/2000	370 698 82	325 810 50	35 088 32
11 500 00	PROVIDIAN FINL CORP	COM	05/12/01-00/12/31	12/7/2000	524 475 18	440 406 82	84 068 36
23 500 00	SEAGATE TECHNOLOGY	COM	05/12/01-00/12/31	3/5/2000	1 685 355 20	1 245 172 55	340 172 55
1 500 00	SOUTHERN ENERGY INC	COM	05/12/01-00/12/31	10/3/2000	45 875 88	33 000 80	12 875 08
3 500 00	SUNTRUST BKS INC	COM	05/12/01-00/12/31	11/15/2000	170 891 58	186 412 45	(15 520 86)
8 500 00	SUNTRUST BKS INC	COM	05/12/01-00/12/31	11/16/2000	314 022 06	337 183 55	(23 161 49)
13 000 00	SUNTRUST BKS INC	COM	05/12/01-00/12/31	11/22/2000	801 888 12	863 717 80	(61 829 68)
16 000 00	SUNTRUST BKS INC	COM	05/12/01-00/12/31	11/22/2000	739 364 12	807 233 40	(67 869 28)
12 500 00	TJX COS INC NEW	COM	05/12/01-00/12/31	10/25/2000	314 756 24	296 375 00	48 381 24
16 000 00	TJX COS INC NEW	COM	05/12/01-00/12/31	12/18/2000	350 970 95	321 701 80	89 269 15
3 500 00	TRW INC	COM	05/12/01-00/12/31	8/5/2000	158 112 38	205 451 38	(48 339 00)
3 000 00	TRW INC	COM	05/12/01-00/12/31	8/27/2000	120 940 80	172 757 80	(51 816 94)
3 000 00	TRW INC	COM	05/12/01-00/12/31	11/9/2000	115 042 58	100 224 00	15 818 58
5 500 00	TRW INC	COM	05/12/01-00/12/31	11/9/2000	207 807 91	305 353 40	(87 545 49)
8 500 00	TRW INC	COM	05/12/01-00/12/31	11/30/2000	280 07		

THE ROCKEFELLER FOUNDATION
EMPLOYEE ID NO 13-165629
GAIN AND LOSSES FOR TAX ON INVESTMENT INCOME
FORM 990 PF 2000 PART IV

Per	Security Name	Security Description	Date Bought	Date Sold	Proceeds	Cost	Realized
2 500 00	TELEPHONE DATA SYS INC	COM	05/12/31-00/12/31	07/2000	278 300 71	126 970 50	151 330 21
1 000 00	TELEPHONE DATA SYS INC	COM	05/12/31-00/12/31	07/2000	110 788 82	50 788 20	59 460 82
1 000 00	TELEPHONE DATA SYS INC	COM	05/12/31-00/12/31	07/2000	118 085 57	50 788 20	65 297 37
2 500 00	TELEPHONE DATA SYS INC	COM	05/12/31-00/12/31	07/2000	261 965 01	153 869 53	136 295 46
1 000 00	TELEPHONE DATA SYS INC	COM	05/12/31-00/12/31	07/2000	118 068 03	103 186 35	15 878 68
1 000 00	TELEPHONE DATA SYS INC	COM	05/12/31-00/12/31	07/2000	118 755 73	102 186 40	16 569 33
1 000 00	TELEPHONE DATA SYS INC	COM	05/12/31-00/12/31	07/2000	119 289 82	102 186 40	17 103 22
1 000 00	TELEPHONE DATA SYS INC	COM	05/12/31-00/12/31	07/2000	110 082 82	102 186 40	7 896 22
1 000 00	TELEPHONE DATA SYS INC	COM	05/12/31-00/12/31	07/2000	106 915 83	102 186 40	4 729 43
1 000 00	TELEPHONE DATA SYS INC	COM	05/12/31-00/12/31	07/2000	105 608 47	102 186 40	3 422 07
4 500 00	TELEPHONE DATA SYS INC	COM	05/12/31-00/12/31	12/26/2000	380 974 30	453 636 00	(72 662 51)
18 500 00	TEXACO INC	COM	05/12/31-00/12/31	3/24/2000	849 838 78	828 480 25	21 358 53
7 500 00	TEXACO INC	COM	05/12/31-00/12/31	3/27/2000	380 545 54	368 814 15	11 731 39
1 000 00	TEXAS INSTRS INC	COM	05/12/31-00/12/31	1/28/2000	107 322 52	20 528 30	86 794 22
2 000 00	TEXAS INSTRS INC	COM	05/12/31-00/12/31	2/14/2000	269 301 21	41 056 60	228 244 61
2 000 00	TEXAS INSTRS INC	COM	05/12/31-00/12/31	2/24/2000	308 585 30	41 056 60	267 528 70
8 000 00	TEXAS INSTRS INC	COM	05/12/31-00/12/31	3/30/2000	975 778 06	123 169 80	852 608 26
4 500 00	TEXAS INSTRS INC	COM	05/12/31-00/12/31	3/31/2000	734 563 15	92 377 35	642 185 80
4 000 00	TEXAS UTILS CO	COM	05/12/31-00/12/31	1/6/2000	143 390 41	167 585 20	(24 194 79)
8 000 00	TEXAS UTILS CO	COM	05/12/31-00/12/31	1/11/2000	287 510 40	335 073 20	(47 562 80)
10 000 00	TEXAS UTILS CO	COM	05/12/31-00/12/31	1/27/2000	355 519 13	418 747 00	(63 227 87)
8 500 00	TEXAS UTILS CO	COM	05/12/31-00/12/31	1/28/2000	297 058 28	355 934 95	(58 876 67)
9 500 00	TEXAS UTILS CO	COM	05/12/31-00/12/31	2/10/2000	336 164 32	334 043 15	2 121 17
2 000 00	THERMO ELECTRON CORP	COM	05/12/31-00/12/31	9/7/2000	48 028 38	46 181 40	1 846 98
7 500 00	THERMO ELECTRON CORP	COM	05/12/31-00/12/31	9/11/2000	178 516 35	173 005 95	5 510 40
2 000 00	THERMO ELECTRON CORP	COM	05/12/31-00/12/31	9/12/2000	47 788 00	45 909 00	1 889 00
8 000 00	THERMO ELECTRON CORP	COM	05/12/31-00/12/31	12/19/2000	239 903 18	183 636 00	56 267 18
13 000 00	UST INC	COM USD0 50	05/12/31-00/12/31	2/16/2000	268 511 22	408 731 20	(140 219 98)
3 000 00	UST INC	COM USD0 50	05/12/31-00/12/31	2/17/2000	81 908 32	93 001 20	(11 092 88)
8 500 00	UST INC	COM USD0 50	05/12/31-00/12/31	3/7/2000	157 510 78	203 505 40	(45 994 62)
30 500 00	UST INC	COM USD0 50	05/12/31-00/12/31	3/31/2000	462 180 18	807 808 30	(345 628 12)
8 000 00	WEATHERFORD INTL INC NEW	COM	05/12/31-00/12/31	3/6/2000	395 785 18	184 961 00	210 823 58
3 500 00	WEATHERFORD INTL INC NEW	COM	05/12/31-00/12/31	3/7/2000	183 875 81	82 519 50	101 356 31
8 000 00	WILLIAMS COS INC	COM	05/12/31-00/12/31	4/4/2000	321 039 68	356 866 20	(35 826 52)
7 000 00	WILLIAMS COS INC	COM	05/12/31-00/12/31	7/10/2000	293 577 60	310 517 20	(16 939 31)
4 500 00	WILLIAMS COS INC	COM	05/12/31-00/12/31	7/11/2000	181 445 20	199 818 20	(18 373 00)
7 000 00	WILLIAMS COS INC	COM	05/12/31-00/12/31	7/26/2000	290 788 39	268 785 10	24 003 29
4 500 00	WILLIAMS COS INC	COM	05/12/31-00/12/31	7/31/2000	188 301 81	161 950 50	26 351 31
5 500 00	WILLIAMS COS INC	COM	05/12/31-00/12/31	8/1/2000	234 062 06	197 839 50	37 222 56
7 000 00	WILLIAMS COS INC	COM	05/12/31-00/12/31	8/7/2000	318 680 86	251 923 00	66 757 86
7 000 00	LORAL SPACE COMMUNICATIONS	COM	05/12/31-00/12/31	2/23/2000	103 570 63	124 328 80	(20 758 17)
15 000 00	LORAL SPACE COMMUNICATIONS	COM	05/12/31-00/12/31	2/28/2000	228 828 81	268 421 00	(39 592 19)
16 000 00	LORAL SPACE COMMUNICATIONS	COM	05/12/31-00/12/31	3/6/2000	239 915 17	284 182 40	(44 267 23)
1 000 00	PARTNERRE LTD	COM	05/12/31-00/12/31	10/30/2000	53 877 48	44 371 20	9 506 28
18 000 00	AETNA INC	COM	05/12/31-00/12/31	11/15/2000	1 172 383 70	1 478 798 60	(296 414 90)
42600	AETNA INC	COM	05/12/31-00/12/31	12/14/2000	2 864 203 72	3 213 887 88	(249 684 26)
21 985 00	ALCAN ALUM LTD	COM	05/12/31-00/12/31	11/15/2000	695 815 22	639 706 81	56 108 41
54 700 00	ALCAN ALUM LTD	COM	05/12/31-00/12/31	11/16/2000	1 689 030 41	1 587 513 25	101 517 16
34 015 00	ALCAN ALUM LTD	COM	05/12/31-00/12/31	11/17/2000	1 036 535 12	918 600 16	117 934 96
5 800 00	AMERICAN GEN CORP	COM	05/12/31-00/12/31	10/31/2000	466 770 74	317 002 48	149 768 26
6 700 00	AMERICAN GEN CORP	COM	05/12/31-00/12/31	11/1/2000	539 447 24	306 192 52	233 254 72
3 200 00	AMERICAN GEN CORP	COM	05/12/31-00/12/31	11/2/2000	255 810 74	171 427 88	84 382 86
19 000 00	AMERICAN GEN CORP	COM	05/12/31-00/12/31	11/15/2000	1 445 578 19	983 514 10	462 064 09
26 500 00	AMERICAN STD COS INC DEL	COM	05/12/31-00/12/31	11/15/2000	1 263 543 15	744 587 43	5 187 01
1 000 00	ARCH COAL INC	COM	05/12/31-00/12/31	4/5/2000	6 464 35	7 187 50	(722 15)
6 481 00	ARCH COAL INC	COM	05/12/31-00/12/31	4/12/2000	31 854 78	46 582 18	(14 727 40)
0 35	ARCH COAL INC	COM	05/12/31-00/12/31	5/2/2000	0 00	2 51	(2 51)
25 875 00	BANK AMER CORP	COM	05/12/31-00/12/31	11/15/2000	1 098 796 97	1 395 762 18	(296 965 22)
11 125 00	BANK AMER CORP	COM	05/12/31-00/12/31	11/16/2000	496 900 87	600 110 31	(103 209 44)
43 850 00	BANK ONE CORP	COM	05/12/31-00/12/31	11/15/2000	1 548 860 28	1 780 868 28	(232 007 88)
11 050 00	BANK ONE CORP	COM	05/12/31-00/12/31	11/16/2000	378 042 14	423 089 87	(45 047 73)
55 300 00	BERGEN BRUNSWIG CORP	CLASS A	05/12/31-00/12/31	11/15/2000	684 170 85	917 198 08	(233 027 23)
44 300 00	CIGNA CORP	COM	05/12/31-00/12/31	8/16/2000	4 621 142 12	2 493 101 58	2 128 040 53
3 100 00	CIGNA CORP	COM	05/12/31-00/12/31	8/18/2000	315 987 88	187 383 98	128 603 90
1 055 00	CIGNA CORP	COM	05/12/31-00/12/31	8/21/2000	106 700 82	55 407 72	51 293 10
3 000 00	CIGNA CORP	COM	05/12/31-00/12/31	8/22/2000	305 794 80	157 557 50	148 237 30
2 700 00	CIGNA CORP	COM	05/12/31-00/12/31	8/23/2000	224 236 10	115 534 82	108 701 28
8 845 00	CIGNA CORP	COM	05/12/31-00/12/31	11/15/2000	875 900 11	359 444 19	516 455 92
33 000 00	CSX CORP	COM	05/12/31-00/12/31	11/15/2000	875 965 46	1 824 537 39	(948 571 93)
3 807 00	CABOT CORP	COM	05/12/31-00/12/31	3/13/2000	97 150 04	82 313 84	14 836 20
1 519 00	CABOT CORP	COM	05/12/31-00/12/31	3/14/2000	40 917 22	38 823 04	2 094 18
0 83	CABOT MICROELECTRONICS CORP	COM	05/12/31-00/12/31	10/2/2000	41 08	31 65	9 43
1 800 00	CABOT MICROELECTRONICS CORP	COM	05/12/31-00/12/31	10/26/2000	73 185 37	67 887 30	5 298 07
1 100 00	CABOT MICROELECTRONICS CORP	COM	05/12/31-00/12/31	10/27/2000	47 385 20	41 844 31	5 540 89
1 000 00	CABOT MICROELECTRONICS CORP	COM	05/12/31-00/12/31	10/30/2000	43 183 55	37 450 86	5 732 69
1 000 00	CABOT MICROELECTRONICS CORP	COM	05/12/31-00/12/31	10/31/2000	44 621 71	37 450 86	7 170 76
533 00	CABOT MICROELECTRONICS CORP	COM	05/12/31-00/12/31	11/7/2000	23 985 25	19 900 98	4 084 27
0 01	CABOT MICROELECTRONICS CORP	COM	05/12/31-00/12/31	11/30/2000	0 00	0 33	(0 33)
0 00	CABOT MICROELECTRONICS CORP	COM	05/12/31-00/12/31	11/30/2000	0 00	10 04	(10 04)
57 125 00	CANADIAN PAC LTD NEW	COM	05/12/31-00/12/31	11/15/2000	1 582 715 27	1 760 718 78	(178 004 51)
54 750 00	CANADIAN PAC LTD NEW	COM	05/12/31-00/12/31	11/16/2000	1 520 625 03	1 539 098 12	(18 473 09)
49 525 00	CANADIAN PAC LTD NEW	COM	05/12/31-00/12/31	11/17/2000	1 373 941 08	1 338 522 82	35 418 26
29 000 00	CENTEX CORP	COM	05/12/31-00/12/31	11/15/2000	1 060 880 00	587 847 37	472 032 63
78 500 00	CENTRAL SOUTH WEST CORP	COM	05/12/31-00/12/31	8/18/2000	1 803 202 02	1 803 202 02	0 00
74 083 00	CHAMPION INTL CORP	COM	05/12/31-00/12/31	8/18/2000	5 434 047 30	3 378 083 52	2 055 963 78
56 600 00	CIMBERY CORP	COM	05/12/31-00/12/31	11/15/2000	1 743 187 87	1 518 850 18	224 337 69
177 775 00	CONAGRA INC	COM	05/12/31-00/12/31	11/15/2000	2 832 826 87	2 710 385 22	122 441 65
82 225 00	CONAGRA INC	COM	05/12/31-00/12/31	11/16/2000	2 008 353 60	1 649 508 16	358 845 44
24 000 00	CONSOLIDATED EDISON INC	COM	05/12/31-00/12/31	11/15/2000	827 831 57	771 981 21	56 850 36
1 400 00	CONSOLIDATED PAPERS INC	COM	05/12/31-00/12/31	5/11/2000	55 342 15	35 080 88	20 261 27
1 900 00	CONSOLIDATED PAPERS INC	COM	05/12/31-00/12/31	5/12/2000	75 271 68	47 606 47	27 665 21
1 000 00	CONSOLIDATED PAPERS INC	COM	05/12/31-00/12/31	6/15/2000	36 838 41	25 057 81	11 780 60
1 000 00	CONSOLIDATED PAPERS INC	COM	05/12/31-00/12/31	6/20/2000	36 308 91	25 057 81	11 251 10
1 900 00	CONSOLIDATED PAPERS INC	COM	05/12/31-00/12/31	6/26/2000	88 014 10	47 606 47	40 407 63
1 200 00	CONSOLIDATED PAPERS INC	COM	05/12/31-00/12/31	6/27/2000	44 021 84	30 059 14	13 962 54
2 500 00	CONSOLIDATED PAPERS INC	COM	05/12/31-00/12/31	6/27/2000	91 711 84	62 844 03	28 867 81
1 300 00	CONSOLIDATED PAPERS INC	COM	05/12/31-00/12/31	6/28/2000	47 680 15	32 574 90	15 105 25
2 100 00	CONSOLIDATED PAPERS INC	COM	05/12/31-00/12/31	6/29/2000	77 037 94	55 620 98	21 416 96
3 000 00	CONSOLIDATED PAPERS INC	COM	05/12/31-00/12/31	6/30/2000	112 303 12	75 172 84	37 130 28
1 000 00	CONSOLIDATED PAPERS INC	COM	05/12/31-00/12/31	7/6/2000	38 184 01	25 057 81	13 126 20
1 500 00	CONSOLIDATED PAPERS INC	COM	05/12/31-00/12/31	7/7/2000	57 650 90	37 588 42	20 062 48
2 000 00	CONSOLIDATED PAPERS INC	COM	05/12/31-00/12/31	7/7/2000	76 524 28	50 115 23	26 409 05
1 400 00	CONSOLIDATED PAPERS INC	COM	05/12/31-00/12/31	7/10/2000	53 807 44	35 080 86	18 726 58
1 900 00	CONSOLIDATED PAPERS INC	COM	05/12/31-00/12/31	7/11/2000	73 080 08	47 606 46	25 473 62
2 100 00	CONSOLIDATED PAPERS INC	COM	05/12/31-00/12/31	7/11/2000	80 945 87	52 620 99	28 324 88
1 200 00	CONSOLIDATED PAPERS INC	COM	05/12/31-00/12/31	7/13/2000	47 620 41	30 059 13	17 561 28
1 400 00	CONSOLIDATED PAPERS INC	COM	05/12/31-00/12/31	7/13/2000	55 622 80	35 080 8	

THE ROCKEFELLER FOUNDATION
EMPLOYEE ID NO 13-165629
GAIN AND LOSSES FOR TAX ON INVESTMENT INCOME
FORM 990 PF 2000 PART IV

Par	Security Name	Security Description	Date Bought	Date Sold	Proceeds	Cost	Realized
800.00	CONSOLIDATED PAPERS INC	COM	06/12/2001-06/12/2001	7/20/2000	31,946.93	18,645.87	12,301.06
3,600.00	CONSOLIDATED PAPERS INC	COM	06/12/2001-06/12/2001	7/20/2000	144,088.14	88,406.40	55,681.74
125,000.00	DOW CHEM CO	COM	06/12/2001-06/12/2001	11/15/2000	3,966,947.83	3,849,682.93	117,264.90
6,700.00	FMC CORP	COM NEW	06/12/2001-06/12/2001	11/16/2000	454,723.83	395,877.80	58,846.03
4,400.00	FOUNDATION HEALTH SYS INC	COM	06/12/2001-06/12/2001	2/15/2000	39,571.96	128,501.05	(88,929.09)
1,200.00	FOUNDATION HEALTH SYS INC	COM	06/12/2001-06/12/2001	2/17/2000	10,045.89	35,045.74	(24,999.85)
2,700.00	FOUNDATION HEALTH SYS INC	COM	06/12/2001-06/12/2001	2/22/2000	23,485.33	78,852.82	(55,367.50)
2,200.00	FOUNDATION HEALTH SYS INC	COM	06/12/2001-06/12/2001	2/23/2000	19,136.19	64,250.53	(45,114.34)
1,800.00	FOUNDATION HEALTH SYS INC	COM	06/12/2001-06/12/2001	2/28/2000	14,875.70	52,568.81	(37,693.11)
4,000.00	FOUNDATION HEALTH SYS INC	COM	06/12/2001-06/12/2001	3/1/2000	34,206.56	116,819.14	(82,612.58)
2,500.00	FOUNDATION HEALTH SYS INC	COM	06/12/2001-06/12/2001	3/3/2000	21,284.14	73,011.88	(51,727.74)
5,600.00	FOUNDATION HEALTH SYS INC	COM	06/12/2001-06/12/2001	3/13/2000	44,512.34	183,546.80	(139,034.46)
1,700.00	FOUNDATION HEALTH SYS INC	COM	06/12/2001-06/12/2001	3/14/2000	13,518.86	49,848.13	(36,329.27)
1,300.00	FOUNDATION HEALTH SYS INC	COM	06/12/2001-06/12/2001	3/21/2000	10,332.86	37,886.22	(27,553.36)
3,400.00	FOUNDATION HEALTH SYS INC	COM	06/12/2001-06/12/2001	3/28/2000	25,842.74	89,298.27	(63,455.53)
3,500.00	FOUNDATION HEALTH SYS INC	COM	06/12/2001-06/12/2001	3/28/2000	26,508.33	102,218.75	(75,710.42)
4,200.00	FOUNDATION HEALTH SYS INC	COM	06/12/2001-06/12/2001	3/28/2000	32,306.57	122,660.10	(90,353.53)
2,400.00	FOUNDATION HEALTH SYS INC	COM	06/12/2001-06/12/2001	3/30/2000	18,895.88	61,839.54	(42,943.66)
1,100.00	FOUNDATION HEALTH SYS INC	COM	06/12/2001-06/12/2001	3/31/2000	8,767.46	27,586.70	(18,819.24)
1,100.00	FOUNDATION HEALTH SYS INC	COM	06/12/2001-06/12/2001	4/3/2000	8,773.40	27,586.70	(18,813.30)
1,400.00	FOUNDATION HEALTH SYS INC	COM	06/12/2001-06/12/2001	4/4/2000	11,128.06	35,110.34	(23,982.28)
1,200.00	FOUNDATION HEALTH SYS INC	COM	06/12/2001-06/12/2001	4/5/2000	9,238.50	30,094.58	(20,856.08)
6,000.00	FOUNDATION HEALTH SYS INC	COM	06/12/2001-06/12/2001	4/6/2000	48,119.99	150,473.90	(102,353.91)
2,500.00	FOUNDATION HEALTH SYS INC	COM	06/12/2001-06/12/2001	4/7/2000	20,807.35	62,697.04	(41,889.69)
3,100.00	FOUNDATION HEALTH SYS INC	COM	06/12/2001-06/12/2001	4/11/2000	25,734.27	77,744.33	(52,010.06)
2,500.00	FOUNDATION HEALTH SYS INC	COM	06/12/2001-06/12/2001	4/12/2000	21,718.67	62,697.04	(40,978.37)
8,800.00	FOUNDATION HEALTH SYS INC	COM	06/12/2001-06/12/2001	4/13/2000	77,844.24	220,693.60	(142,849.36)
0.00	INTERNATIONAL PAPER CO	COM	06/12/2001-06/12/2001	6/28/2000	31.07	48.18	(17.11)
28,765.00	INTERNATIONAL PAPER CO	COM	06/12/2001-06/12/2001	11/15/2000	1,026,252.06	1,285,236.01	(258,983.95)
51,235.00	INTERNATIONAL PAPER CO	COM	06/12/2001-06/12/2001	11/15/2000	1,856,556.13	1,978,630.10	(122,073.97)
6,600.00	LOCKHEED MARTIN CORP	COM	06/12/2001-06/12/2001	2/17/2000	122,017.84	262,524.32	(140,506.48)
1,000.00	LOCKHEED MARTIN CORP	COM	06/12/2001-06/12/2001	3/6/2000	17,935.30	38,239.55	(20,304.25)
1,900.00	LOCKHEED MARTIN CORP	COM	06/12/2001-06/12/2001	3/16/2000	33,968.81	72,655.15	(38,686.34)
1,700.00	LOCKHEED MARTIN CORP	COM	06/12/2001-06/12/2001	3/17/2000	31,184.12	64,530.48	(33,346.36)
800.00	LOCKHEED MARTIN CORP	COM	06/12/2001-06/12/2001	3/23/2000	13,704.31	30,210.23	(16,505.92)
10,516.00	MAY DEPT STORES CO	COM	06/12/2001-06/12/2001	11/15/2000	303,323.89	379,059.74	(75,735.85)
34,484.00	MAY DEPT STORES CO	COM	06/12/2001-06/12/2001	11/15/2000	967,985.36	1,236,933.78	(268,948.42)
15,685.00	MEAD CORP	COM	06/12/2001-06/12/2001	11/15/2000	448,682.87	486,538.50	(37,855.63)
17,500.00	NEW CENTY ENERGIES INC	COM	06/12/2001-06/12/2001	8/21/2000	542,636.83	542,636.83	0.00
50,000.00	NEWELL RUBBERMAID INC	COM	06/12/2001-06/12/2001	11/15/2000	965,487.10	1,203,737.92	(238,250.82)
75,000.00	NORFOLK SOUTHERN CORP	COM	06/12/2001-06/12/2001	11/15/2000	1,139,279.44	2,411,837.12	(1,272,557.68)
40,450.00	OLD REP INTL CORP	COM	06/12/2001-06/12/2001	11/15/2000	1,073,624.48	885,122.49	188,501.99
2,800.00	PENNEY J C INC	COM	06/12/2001-06/12/2001	2/25/2000	44,995.17	175,858.48	(130,863.31)
7,700.00	PENNEY J C INC	COM	06/12/2001-06/12/2001	2/28/2000	122,650.79	483,810.82	(361,160.03)
2,000.00	PENNEY J C INC	COM	06/12/2001-06/12/2001	2/28/2000	31,844.55	125,613.20	(93,768.65)
1,000.00	PENNEY J C INC	COM	06/12/2001-06/12/2001	3/3/2000	14,851.59	62,006.60	(47,155.01)
5,600.00	PENNEY J C INC	COM	06/12/2001-06/12/2001	3/9/2000	80,860.33	364,278.28	(283,417.95)
3,400.00	PENNEY J C INC	COM	06/12/2001-06/12/2001	3/13/2000	47,384.80	213,542.44	(166,157.64)
2,400.00	PENNEY J C INC	COM	06/12/2001-06/12/2001	3/14/2000	33,105.37	150,735.84	(117,630.47)
1,800.00	PENNEY J C INC	COM	06/12/2001-06/12/2001	3/15/2000	24,764.71	112,051.88	(87,287.17)
8,500.00	PENNEY J C INC	COM	06/12/2001-06/12/2001	3/15/2000	120,464.17	529,211.20	(408,747.03)
1,200.00	PENNEY J C INC	COM	06/12/2001-06/12/2001	3/16/2000	17,652.86	74,129.28	(56,476.42)
11,200.00	PENNEY J C INC	COM	06/12/2001-06/12/2001	3/16/2000	168,578.81	681,873.28	(513,294.47)
1,200.00	PENNEY J C INC	COM	06/12/2001-06/12/2001	3/17/2000	18,335.36	63,539.03	(45,203.67)
6,000.00	PENNEY J C INC	COM	06/12/2001-06/12/2001	3/17/2000	81,920.43	312,881.40	(230,960.97)
1,200.00	PENNEY J C INC	COM	06/12/2001-06/12/2001	3/20/2000	18,257.20	62,678.28	(44,421.08)
4,500.00	PENNEY J C INC	COM	06/12/2001-06/12/2001	3/21/2000	69,215.12	234,503.20	(165,288.08)
2,000.00	PENNEY J C INC	COM	06/12/2001-06/12/2001	3/23/2000	30,813.84	103,842.80	(73,028.96)
8,100.00	PENNEY J C INC	COM	06/12/2001-06/12/2001	3/23/2000	83,452.42	316,590.04	(233,137.62)
12,500.00	PENNEY J C INC	COM	06/12/2001-06/12/2001	3/30/2000	185,251.38	629,687.83	(444,436.45)
4,800.00	PENNEY J C INC	COM	06/12/2001-06/12/2001	3/31/2000	71,137.40	231,588.06	(160,450.66)
1,400.00	PENNEY J C INC	COM	06/12/2001-06/12/2001	4/3/2000	20,605.88	68,772.80	(48,166.92)
3,200.00	PENNEY J C INC	COM	06/12/2001-06/12/2001	4/5/2000	48,749.15	151,378.21	(102,629.06)
1,700.00	PENNEY J C INC	COM	06/12/2001-06/12/2001	4/7/2000	23,502.99	80,383.99	(56,881.00)
25,088.00	PENNEY J C INC	COM	06/12/2001-06/12/2001	4/10/2000	349,870.56	1,142,737.15	(792,866.59)
76,000.00	PHILIP MORRIS COS INC	COM	06/12/2001-06/12/2001	8/21/2000	2,388,855.78	3,211,757.64	(822,901.86)
25,000.00	PHILLIPS PETE CO	COM	06/12/2001-06/12/2001	11/15/2000	1,562,835.37	1,614,649.08	(51,813.71)
15,945.00	PRAHAIR INC	COM	06/12/2001-06/12/2001	11/15/2000	578,007.60	578,291.27	(283.67)
14,255.00	PRAHAIR INC	COM	06/12/2001-06/12/2001	11/16/2000	495,591.32	466,234.05	29,357.27
9,800.00	PRAHAIR INC	COM	06/12/2001-06/12/2001	11/17/2000	337,082.29	314,932.58	22,149.71
85,930.00	QUANTUM CORP	DSIG COM	06/12/2001-06/12/2001	11/15/2000	1,373,295.98	1,859,017.61	(485,721.63)
18,445.00	QUANTUM CORP	DSIG COM	06/12/2001-06/12/2001	11/16/2000	260,149.57	317,497.31	(57,347.74)
3,025.00	QUANTUM CORP	DSIG COM	06/12/2001-06/12/2001	11/17/2000	46,795.18	56,402.52	(9,607.34)
13,100.00	QUANTUM CORP	HDDG COM	06/12/2001-06/12/2001	3/13/2000	128,622.72	82,116.58	46,506.14
2,700.00	QUANTUM CORP	HDDG COM	06/12/2001-06/12/2001	3/14/2000	26,656.70	18,865.86	7,790.84
14,500.00	QUANTUM CORP	HDDG COM	06/12/2001-06/12/2001	3/16/2000	151,899.26	101,861.10	50,038.16
3,400.00	QUANTUM CORP	HDDG COM	06/12/2001-06/12/2001	3/20/2000	37,580.31	23,908.12	13,672.19
7,900.00	QUANTUM CORP	HDDG COM	06/12/2001-06/12/2001	3/22/2000	84,756.05	55,551.22	29,204.83
4,700.00	QUANTUM CORP	HDDG COM	06/12/2001-06/12/2001	3/27/2000	53,040.55	33,049.48	20,000.00
5,700.00	QUANTUM CORP	HDDG COM	06/12/2001-06/12/2001	3/27/2000	65,587.24	40,081.27	25,505.97
700.00	QUANTUM CORP	HDDG COM	06/12/2001-06/12/2001	4/4/2000	8,012.86	4,822.26	3,190.60
5,400.00	REPUBLIC NY CORP	COM	06/12/2001-06/12/2001	1/3/2000	388,800.00	208,653.41	180,146.59
1,900.00	RYDER SYS INC	COM	06/12/2001-06/12/2001	2/15/2000	38,822.01	65,195.30	(26,373.29)
1,500.00	RYDER SYS INC	COM	06/12/2001-06/12/2001	2/24/2000	28,040.15	51,299.88	(23,259.73)
1,000.00	RYDER SYS INC	COM	06/12/2001-06/12/2001	2/28/2000	18,568.48	33,813.03	(15,244.55)
1,700.00	RYDER SYS INC	COM	06/12/2001-06/12/2001	2/28/2000	31,880.38	57,482.15	(25,601.77)
2,800.00	RYDER SYS INC	COM	06/12/2001-06/12/2001	3/2/2000	51,991.79	94,676.68	(42,684.89)
8,400.00	RYDER SYS INC	COM	06/12/2001-06/12/2001	3/8/2000	148,926.83	284,029.45	(135,102.62)
2,200.00	RYDER SYS INC	COM	06/12/2001-06/12/2001	3/8/2000	39,187.87	74,388.86	(35,200.99)
70.00	RYDER SYS INC	COM	06/12/2001-06/12/2001	3/10/2000	365.56	876.26	(510.70)
19,800.00	RYDER SYS INC	COM	06/12/2001-06/12/2001	3/10/2000	370,130.08	669,487.08	(299,357.00)
580.00	RYDER SYS INC	COM	06/12/2001-06/12/2001	3/14/2000	11,712.68	19,811.56	(7,098.88)
20,000.00	ST PAUL COS INC	COM	06/12/2001-06/12/2001	11/15/2000	1,034,545.48	897,441.34	137,104.14
1,900.00	SEAGATE TECHNOLOGY	COM	06/12/2001-06/12/2001	3/30/2000	126,704.17	80,684.30	46,019.87
4,300.00	SEAGATE TECHNOLOGY	COM	06/12/2001-06/12/2001	3/1/2000	280,527.78	137,338.15	143,189.63
6,300.00	SEAGATE TECHNOLOGY	COM	06/12/2001-06/12/2001	3/1/2000	417,313.87	198,038.87	219,275.00
7,000.00	SEAGATE TECHNOLOGY	COM	06/12/2001-06/12/2001	4/6/2000	262,703.21	128,173.21	134,530.00
1,300.00	SEAGATE TECHNOLOGY	COM	06/12/2001-06/12/2001	4/7/2000	74,287.84	40,703.60	33,584.24
11,700.00	SEAGATE TECHNOLOGY	COM	06/12/2001-06/12/2001	4/7/2000	873,589.17	381,381.37	492,207.80
1,000.00	SEAGATE TECHNOLOGY	COM	06/12/2001-06/12/2001	4/20/2000	48,833.23	20,083.02	28,750.21
15,300.00	SEAGATE TECHNOLOGY	COM	06/12/2001-06/12/2001	4/26/2000	774,013.40	458,170.29	315,843.11
8,700.00	SEAGATE TECHNOLOGY	COM	06/12/2001-06/12/2001	5/1/2000	508,336.70	208,510.14	299,826.56
1,100.00	SEAGATE TECHNOLOGY	COM	06/12/2001-06/12/2001	5/2/2000	57,012.41	32,788.48	24,223.93
1,000.00							

THE ROCKEFELLER FOUNDATION
EMPLOYEE ID NO 13-165629
GAIN AND LOSSES FOR TAX ON INVESTMENT INCOME
FORM 990 PF 2000 PART IV

Part	Security Name	Security Description	Date Bought	Date Sold	Proceeds	Cost	Realized
34,125.00	XCEL ENERGY INC	COM	06/12/2001-00/12/2001	06/22/2000	988,950.95	793,015.52	195,944.43
2,000.00	ALEXANDER - BALDWIN INC	COM	06/12/2001-00/12/2001	06/18/2000	50,002.33	48,000.00	4,052.33
2,200.00	RECKSON ASSOC'S RLTY CORP	CL B	06/12/2001-00/12/2001	2/6/2000	45,428.92	60,108.77	(14,679.85)
10,981.00	RECKSON ASSOC'S RLTY CORP	CL B	06/12/2001-00/12/2001	2/16/2000	218,953.61	300,022.22	(81,068.61)
5,300.00	VELOCITYHSI INC	COM	06/12/2001-00/12/2001	12/6/2000	1,323.80	15,900.00	(14,576.20)
80.00	VELOCITYHSI INC	COM	06/12/2001-00/12/2001	12/14/2000	19.99	240.00	(220.01)
6,400.00	STARWOOD HOTELS - RESORTS	PAIRED CTF 1 CL B SH BEN INT	06/12/2001-00/12/2001	11/18/2000	222,585.44	294,587.15	(72,001.71)
7,400.00	STARWOOD HOTELS - RESORTS	PAIRED CTF 1 CL B SH BEN INT	06/12/2001-00/12/2001	11/09/2000	237,311.55	340,587.48	(103,275.93)
5,000.00	STARWOOD HOTELS - RESORTS	1 CL B SH BEN INT 1 COMMON	06/12/2001-00/12/2001	5/15/2000	147,195.08	230,126.66	(82,931.58)
2,600.00	STARWOOD HOTELS - RESORTS	1 CL B SH BEN INT 1 COMMON	06/12/2001-00/12/2001	5/30/2000	78,959.76	119,665.87	(40,706.11)
2,500.00	STARWOOD HOTELS - RESORTS	1 CL B SH BEN INT 1 COMMON	06/12/2001-00/12/2001	5/7/2000	74,133.07	115,083.34	(40,950.27)
3,300.00	AMFM INC	COM	06/12/2001-00/12/2001	5/31/2000	227,634.98	254,491.99	(26,857.01)
2,400.00	AMFM INC	COM	06/12/2001-00/12/2001	6/1/2000	163,899.17	181,847.44	(18,048.27)
11,600.00	AMFM INC	COM	06/12/2001-00/12/2001	6/2/2000	796,358.11	858,452.72	(62,094.61)
17,100.00	AMFM INC	COM	06/12/2001-00/12/2001	8/31/2000	1,148,914.54	1,146,914.54	0.00
0.27	AT + T CORP	COM	06/12/2001-00/12/2001	7/28/2000	8.23	10.59	1.36
5,300.00	AT + T CORP	COM	06/12/2001-00/12/2001	8/2/2000	167,058.37	208,639.49	(41,581.12)
2,600.00	AT + T CORP	COM	06/12/2001-00/12/2001	8/3/2000	110,224.64	124,626.38	(14,401.74)
5,400.00	AT + T CORP	COM	06/12/2001-00/12/2001	8/3/2000	165,768.50	212,576.08	(46,807.58)
8,000.00	AT + T CORP	COM	06/12/2001-00/12/2001	8/4/2000	183,323.87	236,193.65	(52,869.78)
5,500.00	AT + T CORP	COM	06/12/2001-00/12/2001	8/7/2000	167,108.07	216,512.67	(49,404.60)
11,000.00	AT + T CORP	COM	06/12/2001-00/12/2001	8/8/2000	329,439.00	333,023.35	(3,584.35)
13,221.00	AT + T CORP	COM	06/12/2001-00/12/2001	8/11/2000	478,348.11	599,188.96	(120,840.85)
3,000.00	AT + T CORP	COM LIBERTY MEDIA GRP CL A	06/12/2001-00/12/2001	3/29/2000	180,176.98	67,979.59	112,197.39
17,000.00	AT + T CORP	COM LIBERTY MEDIA GRP CL A	06/12/2001-00/12/2001	11/17/2000	288,383.45	221,385.12	66,998.33
5,900.00	AT AND T CORP	AT AND T WIRELESS GROUP COM	06/12/2001-00/12/2001	6/14/2000	158,153.82	182,093.15	(23,939.33)
8,800.00	AT AND T CORP	AT AND T WIRELESS GROUP COM	06/12/2001-00/12/2001	6/29/2000	187,964.39	214,886.10	(26,921.71)
6,300.00	AT + T CORP	AT + T WIRELESS GROUP COM	06/12/2001-00/12/2001	7/3/2000	169,706.88	197,653.75	(27,946.87)
6,500.00	AT + T CORP	AT + T WIRELESS GROUP COM	06/12/2001-00/12/2001	7/17/2000	174,356.67	203,185.11	(28,828.44)
6,500.00	AT + T CORP	AT + T WIRELESS GROUP COM	06/12/2001-00/12/2001	7/20/2000	178,578.93	191,750.00	(13,171.07)
3,300.00	ALCOA INC	COM	06/12/2001-00/12/2001	1/24/2000	246,369.77	284,088.65	(37,718.88)
5,700.00	ALCOA INC	COM	06/12/2001-00/12/2001	1/26/2000	408,873.32	490,077.97	(81,204.65)
10,000.00	ALTERA CORP	COM	06/12/2001-00/12/2001	11/6/2000	281,709.60	556,823.04	(275,113.44)
7,100.00	ALTERA CORP	COM	06/12/2001-00/12/2001	11/13/2000	194,171.42	347,441.88	(153,270.46)
8,900.00	ALTERA CORP	COM	06/12/2001-00/12/2001	11/30/2000	208,030.56	325,852.31	(117,821.75)
9,600.00	AMERICA ONLINE INC DEL	COM	06/12/2001-00/12/2001	1/10/2000	711,540.74	671,448.80	40,091.94
5,600.00	AMERICA ONLINE INC DEL	COM	06/12/2001-00/12/2001	1/11/2000	368,359.08	336,127.48	32,231.60
2,600.00	AMERICA ONLINE INC DEL	COM	06/12/2001-00/12/2001	1/18/2000	164,587.50	154,601.11	10,000.39
2,500.00	AMERICA ONLINE INC DEL	COM	06/12/2001-00/12/2001	1/20/2000	159,219.68	148,385.13	10,834.55
2,500.00	AMERICA ONLINE INC DEL	COM	06/12/2001-00/12/2001	1/21/2000	159,783.81	136,333.10	23,450.71
2,500.00	AMERICA ONLINE INC DEL	COM	06/12/2001-00/12/2001	1/21/2000	159,169.58	148,220.37	10,949.21
2,600.00	AMERICA ONLINE INC DEL	COM	06/12/2001-00/12/2001	1/23/2000	159,454.23	141,357.87	18,096.36
5,200.00	AMERICA ONLINE INC DEL	COM	06/12/2001-00/12/2001	1/26/2000	314,771.49	280,404.40	34,367.09
2,800.00	AMERICA ONLINE INC DEL	COM	06/12/2001-00/12/2001	2/2/2000	162,142.58	150,528.42	11,614.16
2,900.00	AMERICA ONLINE INC DEL	COM	06/12/2001-00/12/2001	2/2/2000	167,543.88	147,543.88	20,000.00
4,900.00	AMERICA ONLINE INC DEL	COM	06/12/2001-00/12/2001	2/6/2000	284,830.43	185,598.99	99,231.44
1,900.00	AMERICAN INTL GROUP INC	COM	06/12/2001-00/12/2001	3/2/2000	712,678.90	167,166.48	545,512.42
1,500.00	AMERICAN INTL GROUP INC	COM	06/12/2001-00/12/2001	3/3/2000	167,154.42	111,863.00	55,291.42
4,500.00	AMERICAN INTL GROUP INC	COM	06/12/2001-00/12/2001	3/4/2000	496,903.42	395,233.73	101,669.69
3,000.00	AMERICAN INTL GROUP INC	COM	06/12/2001-00/12/2001	3/8/2000	343,310.94	290,882.59	52,428.35
4,100.00	AMERICAN INTL GROUP INC	COM	06/12/2001-00/12/2001	3/22/2000	483,553.58	398,619.87	84,933.71
2,800.00	AMERICAN INTL GROUP INC	COM	06/12/2001-00/12/2001	6/29/2000	335,961.63	264,287.96	71,673.67
1,500.00	AMERICAN INTL GROUP INC	COM	06/12/2001-00/12/2001	7/19/2000	179,190.17	144,183.05	35,007.12
1,900.00	AMERICAN INTL GROUP INC	COM	06/12/2001-00/12/2001	7/20/2000	230,327.80	182,525.42	47,802.38
1,600.00	APPLIED MATERIALS INC	COM	06/12/2001-00/12/2001	1/5/2000	187,306.23	175,975.04	11,331.19
2,100.00	APPLIED MATERIALS INC	COM	06/12/2001-00/12/2001	8/17/2000	174,588.44	87,804.85	86,783.59
1,800.00	APPLIED MATERIALS INC	COM	06/12/2001-00/12/2001	8/29/2000	153,557.38	53,873.46	99,683.92
2,900.00	APPLIED MATERIALS INC	COM	06/12/2001-00/12/2001	10/11/2000	148,506.65	86,543.98	61,962.67
2,900.00	APPLIED MATERIALS INC	COM	06/12/2001-00/12/2001	10/26/2000	144,088.94	85,577.40	58,511.54
6,700.00	APPLIED MATERIALS INC	COM	06/12/2001-00/12/2001	11/15/2000	279,436.29	304,449.76	(25,013.47)
4,500.00	APPLIED MATERIALS INC	COM	06/12/2001-00/12/2001	11/18/2000	212,777.45	231,993.63	(19,216.18)
3,500.00	APPLIED MATERIALS INC	COM	06/12/2001-00/12/2001	11/17/2000	147,182.76	180,936.89	(33,754.13)
3,500.00	APPLIED MATERIALS INC	COM	06/12/2001-00/12/2001	11/20/2000	142,346.80	184,425.95	(42,079.15)
3,300.00	APPLIED MATERIALS INC	COM	06/12/2001-00/12/2001	11/22/2000	143,029.77	96,869.11	46,160.66
7,100.00	APPLIED MATERIALS INC	COM	06/12/2001-00/12/2001	11/30/2000	287,910.31	203,578.52	84,331.79
5,900.00	APPLIED MATERIALS INC	COM	06/12/2001-00/12/2001	12/13/2000	255,680.36	369,515.39	(113,835.03)
4,900.00	APPLIED MATERIALS INC	COM	06/12/2001-00/12/2001	12/15/2000	190,213.12	405,387.33	(215,174.21)
5,400.00	APPLIED MATERIALS INC	COM	06/12/2001-00/12/2001	12/18/2000	216,227.29	498,425.72	(282,198.43)
3,600.00	APPLIED MATERIALS INC	COM	06/12/2001-00/12/2001	12/20/2000	136,570.44	324,093.15	(187,522.71)
3,600.00	APPLIED MATERIALS INC	COM	06/12/2001-00/12/2001	12/20/2000	136,004.14	327,375.00	(191,370.86)
1,200.00	APPLIED MICRO CIRCUITS CORP	CDT COM	06/12/2001-00/12/2001	9/22/2000	224,711.22	199,887.52	24,823.70
800.00	APPLIED MICRO CIRCUITS CORP	CDT COM	06/12/2001-00/12/2001	9/25/2000	166,209.49	129,527.20	36,682.29
800.00	APPLIED MICRO CIRCUITS CORP	CDT COM	06/12/2001-00/12/2001	9/27/2000	164,029.57	127,452.82	36,576.75
700.00	APPLIED MICRO CIRCUITS CORP	CDT COM	06/12/2001-00/12/2001	9/27/2000	140,504.77	106,053.75	34,451.02
1,000.00	APPLIED MICRO CIRCUITS CORP	CDT COM	06/12/2001-00/12/2001	10/13/2000	164,744.50	128,770.02	35,974.48
0.80	APPLIED MICRO CIRCUITS CORP	CDT COM	06/12/2001-00/12/2001	11/6/2000	55.60	83.29	(27.69)
2,500.00	APPLIED MICRO CIRCUITS CORP	CDT COM	06/12/2001-00/12/2001	11/10/2000	181,061.06	236,484.83	(55,423.77)
3,700.00	APPLIED MICRO CIRCUITS CORP	CDT COM	06/12/2001-00/12/2001	11/13/2000	225,513.77	349,808.82	(124,295.05)
1,300.00	APPLIED MICRO CIRCUITS CORP	CDT COM	06/12/2001-00/12/2001	11/30/2000	82,958.58	116,851.39	(33,892.81)
8,000.00	APPLIED MICRO CIRCUITS CORP	CDT COM	06/12/2001-00/12/2001	12/20/2000	378,812.24	417,801.63	(38,989.39)
2,300.00	APPLIED MICRO CIRCUITS CORP	CDT COM	06/12/2001-00/12/2001	12/20/2000	140,007.83	128,835.62	11,172.21
1,700.00	APPLIED MICRO CIRCUITS CORP	CDT COM	06/12/2001-00/12/2001	12/21/2000	71,067.60	86,074.10	(14,906.50)
7,300.00	ASSOCIATES FIRST CAP CORP	CL A	06/12/2001-00/12/2001	4/12/2000	178,280.03	297,681.61	(119,401.58)
7,000.00	ASSOCIATES FIRST CAP CORP	CL A	06/12/2001-00/12/2001	5/10/2000	178,252.71	285,457.80	(107,205.09)
140,700.00	ASSOCIATES FIRST CAP CORP	CL A	06/12/2001-00/12/2001	12/1/2000	5,012,688.08	5,012,688.08	0.00
4,300.00	ATLANTIC RICHFIELD CO	COM	06/12/2001-00/12/2001	4/18/2000	289,933.95	289,933.95	0.00
3,500.00	BANK AMER CORP	COM	06/12/2001-00/12/2001	1/21/2000	181,038.37	227,458.75	(46,420.38)
3,600.00	BANK AMER CORP	COM	06/12/2001-00/12/2001	2/11/2000	182,848.12	233,299.35	(50,451.23)
3,500.00	BANK AMER CORP	COM	06/12/2001-00/12/2001	2/14/2000	159,842.81	225,926.40	(66,083.59)
13,900.00	BANK AMER CORP	COM	06/12/2001-00/12/2001	2/18/2000	830,712.29	857,530.05	23,182.24
1,300.00	BEA SYS INC	COM	06/12/2001-00/12/2001	11/13/2000	81,344.78	102,943.75	(21,598.97)
6,300.00	BRISTOL MYERS SQUIBB CO	COM	06/12/2001-00/12/2001	3/15/2000	317,200.08	372,498.53	(55,298.45)
2,900.00	BRISTOL MYERS SQUIBB CO	COM	06/12/2001-00/12/2001	3/16/2000	160,835.01	171,467.57	(10,632.56)
3,200.00	BRISTOL MYERS SQUIBB CO	COM	06/12/2001-00/12/2001	3/22/2000	172,870.24	188,205.60	(15,335.36)
2,800.00	BRISTOL MYERS SQUIBB CO	COM	06/12/2001-00/12/2001	3/23/2000	143,069.84	153,729.55	(10,659.71)
2,600.00	BRISTOL MYERS SQUIBB CO	COM	06/12/2001-00/12/2001	3/23/2000	142,781.23	153,729.55	(10,948.32)
2,700.00	BRISTOL MYERS SQUIBB CO	COM	06/12/2001-00/12/2001	4/12/2000	176,007.12	158,842.23	17,164.89
3,800.00	BRISTOL MYERS SQUIBB CO	COM	06/12/2001-00/12/2001	4/13/2000	253,692.07	224,681.85	29,010.22
500.00	BRISTOL MYERS SQUIBB CO	COM	06/12/2001-00/12/2001	4/14/2000	32,468.91	29,563.37	2,905.54
4,600.00	BRISTOL MYERS SQUIBB CO	COM	06/12/2001-00/12/2001	4/18/2000	268,714.03	269,496.08	(781.05)
1,800.00	BRISTOL MYERS SQUIBB CO	COM	06/12/2001-00/12/2001	4/18/2000	119,900.51	113,443.75	6,456.76
4,100.0							

THE ROCKEFELLER FOUNDATION
 EMPLOYEE ID NO 13-155629
 GAIN AND LOSSES FOR TAX ON INVESTMENT INCOME
 FORM 990 PF 2000 PART IV

Part	Security Name	Security Description	Date Bought	Date Sold	Proceeds	Cost	Realized
21 700 00	CBS CORP	COM	06/12/21-001/23/1	5/4/2000	1 288 054 45	1 288 054 45	0 00
3 400 00	CHARTER COMMUNICATIONS INC DEL	CL A	06/12/21-001/23/1	4/19/2000	49 885 65	66 120 14	(16 234 79)
2 500 00	CHARTER COMMUNICATIONS INC DEL	CL A	06/12/21-001/23/1	4/20/2000	37 029 76	48 017 75	(11 587 99)
6 500 00	CHARTER COMMUNICATIONS INC DEL	CL A	06/12/21-001/23/1	4/25/2000	95 061 82	120 399 65	(25 337 73)
2 000 00	CHARTER COMMUNICATIONS INC DEL	CL A	06/12/21-001/23/1	4/26/2000	30 117 38	35 625 00	(5 507 61)
2 100 00	CHARTER COMMUNICATIONS INC DEL	CL A	06/12/21-001/23/1	4/27/2000	30 911 38	37 406 25	(6 494 8 1)
5 100 00	CHASE MANHATTAN CORP NEW	COM	06/12/21-001/23/1	10/6/2000	214 040 36	264 410 89	(50 370 63)
2 100 00	Ciena CORP	COM	06/12/21-001/23/1	11/6/2000	180 724 26	228 367 55	(38 638 29)
1 500 00	CISCO SYS INC	COM	06/12/21-001/23/1	1/5/2000	148 995 00	40 587 50	107 307 50
1 500 00	CISCO SYS INC	COM	06/12/21-001/23/1	1/5/2000	150 651 22	46 468 75	104 182 47
1 500 00	CISCO SYS INC	COM	06/12/21-001/23/1	1/7/2000	154 401 10	46 031 25	108 369 85
1 500 00	CISCO SYS INC	COM	06/12/21-001/23/1	1/20/2000	167 900 65	46 031 25	121 869 40
1 400 00	CISCO SYS INC	COM	06/12/21-001/23/1	1/25/2000	156 444 78	47 962 50	113 482 28
1 300 00	CISCO SYS INC	COM	06/12/21-001/23/1	2/4/2000	156 086 32	66 300 00	89 786 32
1 300 00	CISCO SYS INC	COM	06/12/21-001/23/1	2/7/2000	181 194 62	66 300 00	94 894 62
1 300 00	CISCO SYS INC	COM	06/12/21-001/23/1	3/22/2000	186 950 01	66 300 00	120 650 01
2 800 00	CISCO SYS INC	COM	06/12/21-001/23/1	3/23/2000	208 843 01	71 400 00	138 243 01
2 700 00	CISCO SYS INC	COM	06/12/21-001/23/1	11/17/2000	138 201 64	94 988 75	43 212 89
2 800 00	CISCO SYS INC	COM	06/12/21-001/23/1	11/20/2000	141 395 28	97 026 60	44 368 68
2 300 00	CITIGROUP INC	COM	06/12/21-001/23/1	8/16/2000	170 440 87	114 858 32	55 582 55
2 200 00	CITIGROUP INC	COM	06/12/21-001/23/1	8/22/2000	170 728 04	109 864 48	60 864 56
0 87	CITIGROUP INC	COM	06/12/21-001/23/1	9/12/2000	36 13	24 98	11 15
3 600 00	CITIGROUP INC	COM	06/12/21-001/23/1	9/13/2000	200 503 58	133 784 78	66 718 81
3 300 00	CITIGROUP INC	COM	06/12/21-001/23/1	9/14/2000	183 920 35	121 435 08	62 485 27
3 000 00	CITIGROUP INC	COM	06/12/21-001/23/1	9/15/2000	173 438 21	114 075 13	59 364 08
4 400 00	CITIGROUP INC	COM	06/12/21-001/23/1	10/24/2000	155 826 49	109 293 57	46 532 92
4 200 00	CITIGROUP INC	COM	06/12/21-001/23/1	10/25/2000	230 827 29	158 852 00	71 975 29
3 200 00	CITIGROUP INC	COM	06/12/21-001/23/1	10/31/2000	218 908 87	148 745 89	70 162 98
7 000 00	CITIGROUP INC	COM	06/12/21-001/23/1	12/11/2000	168 463 49	112 132 30	56 331 19
2 200 00	CITIGROUP INC	COM	06/12/21-001/23/1	12/12/2000	364 381 94	241 851 53	122 530 41
2 400 00	CITIGROUP INC	COM	06/12/21-001/23/1	12/12/2000	114 885 98	73 039 31	41 846 67
5 800 00	CITIGROUP INC	COM	06/12/21-001/23/1	12/13/2000	127 188 31	72 878 57	54 309 74
0 88	CITIGROUP INC	COM	06/12/21-001/23/1	12/13/2000	291 807 26	187 420 88	109 486 38
2 600 00	CITIGROUP INC	COM	06/12/21-001/23/1	12/18/2000	33 86	20 43	13 43
1 800 00	CLEAR CHANNEL COMMUNICATIONS	COM	06/12/21-001/23/1	12/28/2000	133 101 77	78 110 85	54 990 92
1 900 00	CLEAR CHANNEL COMMUNICATIONS	COM	06/12/21-001/23/1	2/3/2000	161 588 72	126 318 57	35 268 15
1 900 00	CLEAR CHANNEL COMMUNICATIONS	COM	06/12/21-001/23/1	2/15/2000	163 018 74	133 255 36	29 763 38
2 400 00	CLEAR CHANNEL COMMUNICATIONS	COM	06/12/21-001/23/1	5/25/2000	137 057 81	132 848 16	4 209 65
5 100 00	CLEAR CHANNEL COMMUNICATIONS	COM	06/12/21-001/23/1	5/26/2000	175 434 14	164 810 02	10 624 12
4 700 00	CLEAR CHANNEL COMMUNICATIONS	COM	06/12/21-001/23/1	5/30/2000	380 534 51	342 384 47	38 150 04
2 600 00	CLEAR CHANNEL COMMUNICATIONS	COM	06/12/21-001/23/1	5/31/2000	351 918 61	307 868 40	44 050 21
3 200 00	CLEAR CHANNEL COMMUNICATIONS	COM	06/12/21-001/23/1	11/6/2000	154 564 84	156 515 60	(30 950 76)
4 700 00	COCA COLA CO	COM	06/12/21-001/23/1	12/18/2000	172 434 24	228 326 90	(55 892 66)
2 800 00	COLGATE PALMOLIVE CO	COM	06/12/21-001/23/1	3/23/2000	223 407 03	268 555 65	(45 148 62)
900 00	COLGATE PALMOLIVE CO	COM	06/12/21-001/23/1	5/8/2000	165 076 49	104 987 50	60 043 99
2 700 00	COLGATE PALMOLIVE CO	COM	06/12/21-001/23/1	5/10/2000	53 584 48	33 744 38	19 840 10
2 000 00	COLGATE PALMOLIVE CO	COM	06/12/21-001/23/1	5/24/2000	152 476 87	162 056 43	(9 579 56)
3 200 00	COLGATE PALMOLIVE CO	COM	06/12/21-001/23/1	8/22/2000	90 839 97	74 987 50	15 852 47
1 300 00	COLGATE PALMOLIVE CO	COM	06/12/21-001/23/1	10/5/2000	160 100 25	110 836 26	49 263 99
600 00	COLGATE PALMOLIVE CO	COM	06/12/21-001/23/1	10/6/2000	65 178 82	48 647 10	16 531 72
2 400 00	COLGATE PALMOLIVE CO	COM	06/12/21-001/23/1	10/6/2000	30 567 98	22 452 51	8 115 47
5 200 00	COMCAST CORP	CL A SPL	06/12/21-001/23/1	11/20/2000	142 675 74	89 810 04	52 865 70
5 200 00	COMCAST CORP	CL A SPL	06/12/21-001/23/1	8/8/2000	170 538 19	267 886 73	(97 348 54)
8 200 00	COMCAST CORP	CL A SPL	06/12/21-001/23/1	8/10/2000	171 862 23	259 169 12	(87 276 89)
1 900 00	CORNING INC	COM	06/12/21-001/23/1	8/11/2000	271 847 09	337 877 93	(66 030 84)
2 200 00	CORNING INC	COM	06/12/21-001/23/1	1/31/2000	294 847 36	290 636 80	4 210 56
900 00	CORNING INC	COM	06/12/21-001/23/1	2/4/2000	355 755 19	333 075 00	22 680 19
700 00	CORNING INC	COM	06/12/21-001/23/1	5/18/2000	175 818 93	170 833 19	5 985 74
800 00	CORNING INC	COM	06/12/21-001/23/1	7/5/2000	189 213 35	125 923 84	63 289 51
800 00	CORNING INC	COM	06/12/21-001/23/1	7/18/2000	218 882 02	121 100 00	98 782 02
800 00	CORNING INC	COM	06/12/21-001/23/1	8/28/2000	186 888 12	80 825 00	106 063 12
600 00	CORNING INC	COM	06/12/21-001/23/1	8/30/2000	192 838 67	80 825 00	112 013 67
800 00	CORNING INC	COM	06/12/21-001/23/1	9/14/2000	178 374 71	80 825 00	97 549 71
500 00	CORNING INC	COM	06/12/21-001/23/1	9/21/2000	155 524 81	75 687 50	79 837 31
900 00	CORNING INC	COM	06/12/21-001/23/1	9/22/2000	180 307 96	80 825 00	99 482 96
500 00	CORNING INC	COM	06/12/21-001/23/1	9/25/2000	292 153 02	136 257 50	155 895 52
500 00	CORNING INC	COM	06/12/21-001/23/1	9/29/2000	153 840 51	75 687 50	78 153 01
800 00	CORNING INC	COM	06/12/21-001/23/1	10/3/2000	231 474 28	121 100 00	110 374 28
2 400 00	CORNING INC	COM	06/12/21-001/23/1	12/4/2000	150 734 85	184 961 88	(34 227 03)
4 900 00	CORNING INC	COM	06/12/21-001/23/1	12/5/2000	335 233 09	351 987 75	(16 754 66)
2 100 00	CORNING INC	COM	06/12/21-001/23/1	12/6/2000	149 820 78	148 100 81	1 720 15
1 200 00	CORNING INC	COM	06/12/21-001/23/1	12/13/2000	91 500 54	82 886 76	8 613 78
3 100 00	COSTCO WHSL CORP NEW	COM	06/12/21-001/23/1	1/28/2000	157 898 01	134 874 18	23 023 83
2 500 00	COSTCO WHSL CORP NEW	COM	06/12/21-001/23/1	2/25/2000	118 998 00	108 757 02	11 240 98
1 300 00	COSTCO WHSL CORP NEW	COM	06/12/21-001/23/1	2/25/2000	80 447 68	56 550 00	23 897 68
3 300 00	COSTCO WHSL CORP NEW	COM	06/12/21-001/23/1	3/22/2000	170 844 00	141 925 00	28 919 00
2 000 00	COSTCO WHSL CORP NEW	COM	06/12/21-001/23/1	3/23/2000	104 809 10	84 239 60	20 569 50
3 300 00	COSTCO WHSL CORP NEW	COM	06/12/21-001/23/1	3/31/2000	173 347 51	136 503 18	36 844 33
1 000 00	COSTCO WHSL CORP NEW	COM	06/12/21-001/23/1	4/14/2000	52 806 34	48 809 38	3 996 96
2 800 00	COSTCO WHSL CORP NEW	COM	06/12/21-001/23/1	4/24/2000	163 074 32	118 997 04	44 077 28
2 800 00	COSTCO WHSL CORP NEW	COM	06/12/21-001/23/1	5/1/2000	168 556 88	118 100 78	50 456 10
1 000 00	COSTCO WHSL CORP NEW	COM	06/12/21-001/23/1	5/19/2000	50 039 53	40 774 40	9 265 13
1 400 00	COSTCO WHSL CORP NEW	COM	06/12/21-001/23/1	5/24/2000	42 056 87	58 088 84	(16 031 97)
3 300 00	COSTCO WHSL CORP NEW	COM	06/12/21-001/23/1	5/24/2000	107 658 81	131 793 75	(24 134 94)
1 000 00	COSTCO WHSL CORP NEW	COM	06/12/21-001/23/1	5/24/2000	54 949 77	73 681 25	(20 731 48)
2 800 00	COSTCO WHSL CORP NEW	COM	06/12/21-001/23/1	5/30/2000	92 071 83	108 714 41	(16 642 58)
9 800 00	COSTCO WHSL CORP NEW	COM	06/12/21-001/23/1	6/6/2000	314 188 30	370 247 86	(56 059 56)
15 100 00	COSTCO WHSL CORP NEW	COM	06/12/21-001/23/1	6/7/2000	493 548 67	555 021 47	(61 472 80)
11 200 00	DELL COMPUTER CORP	COM	06/12/21-001/23/1	1/5/2000	540 150 15	347 000 34	193 149 81
3 200 00	DELL COMPUTER CORP	COM	06/12/21-001/23/1	1/26/2000	718 383 57	74 750 00	643 633 57
1 700 00	DELL COMPUTER CORP	COM	06/12/21-001/23/1	1/27/2000	62 333 35	75 275 00	(12 941 65)
1 300 00	DELL COMPUTER CORP	COM	06/12/21-001/23/1	1/27/2000	51 889 98	57 525 00	(5 635 02)
8 000 00	DELL COMPUTER CORP	COM	06/12/21-001/23/1	1/27/2000	70 877 39	79 050 00	(8 172 61)
2 100 00	DELL COMPUTER CORP	COM	06/12/21-001/23/1	1/27/2000	307 839 33	354 000 00	(46 160 67)
4 000 00	DELL COMPUTER CORP	COM	06/12/21-001/23/1	1/27/2000	87 422 25	82 925 00	4 497 25
4 200 00	DELL COMPUTER CORP	COM	06/12/21-001/23/1	2/1/2000	154 750 43	179 250 00	(24 499 57)
8 000 00	DELL COMPUTER CORP	COM	06/12/21-001/23/1	2/2/2000	163 747 48	168 212 50	(4 465 02)
1 800 00	DELL COMPUTER CORP	COM	06/12/21-001/23/1	2/17/2000	323 488 71	368 181 87	(44 693 16)
3 500 00	DELL COMPUTER CORP	COM	06/12/21-001/23/1	2/24/2000	80 272 32	85 143 75	(4 871 43)
3 300 00	DELL COMPUTER CORP	COM	06/12/21-001/23/1	2/25/2000	150 713 72	156 843 75	(6 130 03)
6 200 00	DELL COMPUTER CORP	COM	06/12/21-001/23/1	3/13/2000	344 834 75	278 308 25	65 526 50
2 800 00	DELL COMPUTER CORP	COM	06/12/21-001/23/1	3/14/2000	210 430 48	163 725 00	46 705 48
3 800 00	DELL COMPUTER CORP	COM	06/12/21-001/23/1	3/14/2000	183 844 53	128 325 00	55 519 53
4 700 00	DELL COMPUTER CORP	COM	06/12/21-001/23/1	5/3/2000	187 143 78	168 150 00	18 993 78
3 300 00	DELL COMPUTER CORP	COM	06/12/21-001/23/1	5/12/2000	234 845 53	207 975 00	26 870 53
3 800 00	DELL COMPUTER CORP	COM	06/12/21-001/23/1	5/16/2000	169 325 00	146 025 00	23 300 00
3 800 00	DELL COMPUTER CORP	COM	06/12/21-001/23/1	8/6/2000	172 896 24	168 150 00	4 746 24
2 700 00	DELL COMPUTER CORP</						

THE ROCKEFELLER FOUNDATION
 EMPLOYEE ID NO 13-165629
 GAIN AND LOSSES FOR TAX ON INVESTMENT INCOME
 FORM 990 PF 2000 PART IV

Pa	Security Name	Security Description	Date Bought	Date Sold	Proceeds	Cost	Realized
7 700 00	DELL COMPUTER CORP	COM	06/12/21-00/12/21	06/19/2000	370 062 85	179 887 19	191 095 06
8 500 00	DELL COMPUTER CORP	COM	06/12/21-00/12/21	07/02/2000	322 819 34	151 835 94	170 783 40
4 000 00	DELL COMPUTER CORP	COM	06/12/21-00/12/21	07/12/2000	173 408 36	81 757 81	91 650 55
6 400 00	DELL COMPUTER CORP	COM	06/12/21-00/12/21	08/10/2000	169 494 35	148 586 40	20 927 95
6 500 00	DELL COMPUTER CORP	COM	06/12/21-00/12/21	08/16/2000	241 780 26	246 633 33	(5 853 07)
4 500 00	DELL COMPUTER CORP	COM	06/12/21-00/12/21	08/17/2000	253 288 78	238 837 65	13 451 10
4 500 00	DELL COMPUTER CORP	COM	06/12/21-00/12/21	08/23/2000	171 129 28	185 727 06	(5 407 78)
4 500 00	DELL COMPUTER CORP	COM	06/12/21-00/12/21	08/24/2000	175 484 15	117 112 50	58 371 65
4 400 00	DELL COMPUTER CORP	COM	06/12/21-00/12/21	08/26/2000	174 818 17	107 781 25	71 837 92
2 200 00	DELL COMPUTER CORP	COM	06/12/21-00/12/21	08/28/2000	89 087 03	51 300 62	37 786 41
2 200 00	DELL COMPUTER CORP	COM	06/12/21-00/12/21	08/29/2000	88 409 55	51 300 62	37 108 93
8 000 00	DELL COMPUTER CORP	COM	06/12/21-00/12/21	08/31/2000	345 688 47	246 570 27	99 118 20
2 700 00	DELL COMPUTER CORP	COM	06/12/21-00/12/21	09/5/2000	110 858 30	119 291 01	(8 432 71)
7 800 00	DELL COMPUTER CORP	COM	06/12/21-00/12/21	09/5/2000	312 268 27	343 304 12	(31 035 85)
4 400 00	DELL COMPUTER CORP	COM	06/12/21-00/12/21	09/12/2000	155 094 83	183 892 80	(28 898 09)
5 600 00	DELL COMPUTER CORP	COM	06/12/21-00/12/21	10/4/2000	145 825 14	243 632 18	(88 807 04)
3 100 00	DELL COMPUTER CORP	COM	06/12/21-00/12/21	10/5/2000	80 587 31	133 003 88	(52 406 57)
3 000 00	DELL COMPUTER CORP	COM	06/12/21-00/12/21	11/3/2000	123 482 75	165 277 41	(41 794 66)
2 300 00	DELL COMPUTER CORP	COM	06/12/21-00/12/21	11/17/2000	56 835 61	98 025 00	(39 189 39)
3 700 00	DELL COMPUTER CORP	COM	06/12/21-00/12/21	12/11/2000	67 281 50	155 481 25	(88 199 75)
3 100 00	DISNEY WALT CO	DISNEY COM	06/12/21-00/12/21	4/14/2000	119 133 05	108 655 00	10 478 05
3 100 00	DISNEY WALT CO	DISNEY COM	06/12/21-00/12/21	4/14/2000	119 133 05	108 355 00	10 778 05
1 200 00	DISNEY WALT CO	DISNEY COM	06/12/21-00/12/21	5/10/2000	49 438 35	48 531 24	906
6 300 00	DISNEY WALT CO	DISNEY COM	06/12/21-00/12/21	11/13/2000	190 190 84	254 789 01	(64 598 17)
8 000 00	DISNEY WALT CO	DISNEY COM	06/12/21-00/12/21	11/21/2000	172 944 22	237 480 03	(64 535 81)
10 400 00	DISNEY WALT CO	DISNEY COM	06/12/21-00/12/21	11/30/2000	296 493 32	354 580 12	(58 086 80)
1 700 00	DOUBLECLICK INC	COM	06/12/21-00/12/21	2/17/2000	160 967 12	202 463 33	(41 496 21)
1 700 00	DOUBLECLICK INC	COM	06/12/21-00/12/21	3/2/2000	143 827 23	194 445 32	(50 618 09)
1 500 00	E M C CORP MASS	COM	06/12/21-00/12/21	1/3/2000	166 689 44	58 897 63	107 791 81
1 500 00	E M C CORP MASS	COM	06/12/21-00/12/21	1/5/2000	150 798 57	59 340 82	91 457 75
1 300 00	E M C CORP MASS	COM	06/12/21-00/12/21	3/16/2000	152 244 42	87 584 00	64 660 42
7 000 00	E M C CORP MASS	COM	06/12/21-00/12/21	12/2/2000	175 818 73	42 118 05	133 700 68
2 000 00	E M C CORP MASS	COM	06/12/21-00/12/21	7/25/2000	173 852 38	38 299 40	135 552 98
2 000 00	E M C CORP MASS	COM	06/12/21-00/12/21	7/27/2000	175 298 75	39 080 76	136 218 99
2 000 00	E M C CORP MASS	COM	06/12/21-00/12/21	8/1/2000	174 100 39	38 388 67	135 711 72
1 600 00	E M C CORP MASS	COM	06/12/21-00/12/21	8/1/2000	167 558 81	26 110 58	141 448 23
1 600 00	E M C CORP MASS	COM	06/12/21-00/12/21	8/25/2000	165 619 43	20 668 40	144 951 03
1 600 00	E M C CORP MASS	COM	06/12/21-00/12/21	8/25/2000	161 869 64	20 287 84	141 581 80
1 600 00	E M C CORP MASS	COM	06/12/21-00/12/21	11/21/2000	129 178 60	60 000 00	69 178 60
1 700 00	EBAY INC	COM	06/12/21-00/12/21	11/22/2000	143 136 80	67 500 00	75 636 80
1 100 00	EBAY INC	COM	06/12/21-00/12/21	1/5/2000	156 609 77	205 078 06	(48 468 29)
1 100 00	EBAY INC	COM	06/12/21-00/12/21	1/8/2000	148 443 78	181 457 85	(32 014 07)
2 900 00	EBAY INC	COM	06/12/21-00/12/21	1/6/2000	151 890 44	181 300 57	(29 410 13)
2 100 00	EBAY INC	COM	06/12/21-00/12/21	7/17/2000	178 884 10	235 973 91	(58 089 81)
3 700 00	FEDERAL HOME LN MTG CORP	COM FORMERLY SR PART PFD	06/12/21-00/12/21	7/20/2000	123 707 21	159 050 43	(35 342 72)
3 300 00	FEDERAL HOME LN MTG CORP	COM FORMERLY SR PART PFD	06/12/21-00/12/21	1/4/2000	180 880 08	189 057 80	(8 177 72)
3 600 00	FEDERAL HOME LN MTG CORP	COM FORMERLY SR PART PFD	06/12/21-00/12/21	1/6/2000	152 421 91	149 759 04	2 662 87
6 000 00	FEDERAL HOME LN MTG CORP	COM FORMERLY SR PART PFD	06/12/21-00/12/21	1/21/2000	183 542 54	188 372 28	(4 829 74)
3 400 00	FEDERAL HOME LN MTG CORP	COM FORMERLY SR PART PFD	06/12/21-00/12/21	2/3/2000	296 075 11	360 957 60	(73 882 49)
3 900 00	FEDERAL HOME LN MTG CORP	COM FORMERLY SR PART PFD	06/12/21-00/12/21	4/12/2000	173 156 22	207 000 56	(33 844 34)
3 900 00	FEDERAL HOME LN MTG CORP	COM FORMERLY SR PART PFD	06/12/21-00/12/21	8/18/2000	172 081 50	234 006 56	(61 925 06)
3 800 00	FEDERAL HOME LN MTG CORP	COM FORMERLY SR PART PFD	06/12/21-00/12/21	8/17/2000	171 389 28	233 112 36	(61 723 08)
3 800 00	FEDERAL HOME LN MTG CORP	COM FORMERLY SR PART PFD	06/12/21-00/12/21	8/18/2000	168 816 33	227 135 12	(58 318 79)
3 500 00	FEDERAL HOME LN MTG CORP	COM FORMERLY SR PART PFD	06/12/21-00/12/21	9/8/2000	174 285 18	233 112 36	(58 827 18)
3 600 00	FEDERAL HOME LN MTG CORP	COM FORMERLY SR PART PFD	06/12/21-00/12/21	9/12/2000	168 753 08	208 056 88	(39 303 80)
3 100 00	FEDERAL NATL MTG ASSN	COM	06/12/21-00/12/21	1/6/2000	153 224 88	157 950 00	(4 725 12)
4 200 00	FEDERAL NATL MTG ASSN	COM	06/12/21-00/12/21	6/28/2000	176 574 44	188 325 00	(11 750 56)
4 400 00	FORD MTR CO DEL	COM	06/12/21-00/12/21	10/11/2000	295 261 81	260 907 25	34 354 56
1 200 00	FOUNDRY NETWORKS INC	COM	06/12/21-00/12/21	2/8/2000	212 906 88	234 649 56	(21 742 68)
3 800 00	GAP INC	COM	06/12/21-00/12/21	9/8/2000	103 215 03	104 882 56	(1 667 53)
3 500 00	GAP INC	COM	06/12/21-00/12/21	10/4/2000	168 828 36	174 567 57	(5 739 21)
5 500 00	GAP INC	COM	06/12/21-00/12/21	1/26/2000	156 304 77	153 774 37	2 530 40
3 400 00	GAP INC	COM	06/12/21-00/12/21	1/26/2000	250 048 40	251 165 38	(1 116 98)
3 100 00	GAP INC	COM	06/12/21-00/12/21	2/1/2000	156 270 34	140 646 67	15 623 67
5 400 00	GAP INC	COM	06/12/21-00/12/21	2/3/2000	160 879 35	126 236 67	32 642 68
5 500 00	GAP INC	COM	06/12/21-00/12/21	6/28/2000	164 748 49	226 890 17	(63 941 68)
5 100 00	GAP INC	COM	06/12/21-00/12/21	6/29/2000	169 531 83	230 202 50	(60 670 67)
3 300 00	GAP INC	COM	06/12/21-00/12/21	7/6/2000	163 117 03	212 246 96	(49 131 93)
4 700 00	GAP INC	COM	06/12/21-00/12/21	7/7/2000	115 331 15	134 716 48	(19 385 33)
4 600 00	GAP INC	COM	06/12/21-00/12/21	7/7/2000	158 457 56	194 423 33	(35 965 77)
5 400 00	GAP INC	COM	06/12/21-00/12/21	7/10/2000	170 538 30	184 197 80	(13 659 50)
5 900 00	GAP INC	COM	06/12/21-00/12/21	7/11/2000	204 878 93	211 752 07	(6 873 14)
2 700 00	GENERAL ELEC CO	COM	06/12/21-00/12/21	7/13/2000	220 284 48	218 491 56	1 792 92
1 300 00	GENERAL ELEC CO	COM	06/12/21-00/12/21	7/26/2000	310 022 07	290 083 80	19 938 26
3 200 00	GENERAL ELEC CO	COM	06/12/21-00/12/21	2/16/2000	175 815 85	187 133 39	8 782 46
1 800 00	GENERAL ELEC CO	COM	06/12/21-00/12/21	3/2/2000	428 532 55	384 988 64	43 543 91
3 100 00	GENERAL ELEC CO	COM	06/12/21-00/12/21	3/2/2000	238 008 40	224 501 84	13 506 56
9 400 00	GENERAL ELEC CO	COM	06/12/21-00/12/21	8/23/2000	176 415 11	168 157 38	7 257 73
5 800 00	GENERAL ELEC CO	COM	06/12/21-00/12/21	8/23/2000	550 139 20	509 687 31	40 451 89
3 500 00	GENERAL ELEC CO	COM	06/12/21-00/12/21	9/11/2000	352 886 72	316 845 80	36 040 92
5 800 00	GENERAL ELEC CO	COM	06/12/21-00/12/21	9/12/2000	207 525 57	184 380 78	23 144 79
1 200 00	GENERAL ELEC CO	COM	06/12/21-00/12/21	9/12/2000	344 115 27	308 017 31	36 097 96
2 800 00	GENERAL ELEC CO	COM	06/12/21-00/12/21	9/22/2000	89 087 89	83 080 86	6 007 03
8 200 00	GENERAL ELEC CO	COM	06/12/21-00/12/21	10/6/2000	154 201 83	138 452 68	17 749 15
2 000 00	GOLDMAN SACHS GROUP INC	CL H NEW	06/12/21-00/12/21	5/22/2000	800 086 31	784 032 82	16 053 49
1 400 00	GOLDMAN SACHS GROUP INC	COM	06/12/21-00/12/21	2/25/2000	185 833 80	186 062 78	(228 98)
800 00	GOLDMAN SACHS GROUP INC	COM	06/12/21-00/12/21	3/10/2000	158 285 58	155 927 28	2 358 30
1 800 00	GOLDMAN SACHS GROUP INC	COM	06/12/21-00/12/21	3/23/2000	105 868 78	72 127 56	33 742 20
2 000 00	GOLDMAN SACHS GROUP INC	COM	06/12/21-00/12/21	5/3/2000	164 135 62	141 858 00	22 277 62
1 600 00	GOLDMAN SACHS GROUP INC	COM	06/12/21-00/12/21	6/7/2000	172 894 23	150 880 75	22 013 48
1 500 00	GOLDMAN SACHS GROUP INC	COM	06/12/21-00/12/21	10/26/2000	149 737 56	101 830 75	47 906 81
2 000 00	GOLDMAN SACHS GROUP INC	COM	06/12/21-00/12/21	11/3/2000	150 375 38	83 896 00	66 479 38
2 700 00	HOMER DEPOT INC	COM	06/12/21-00/12/21	12/18/2000	290 330 21	181 408 00	108 922 21
2 700 00	HOMER DEPOT INC	COM	06/12/21-00/12/21	1/21/2000	160 428 64	74 788 25	85 640 39
4 000 00	HOMER DEPOT INC	COM	06/12/21-00/12/21	1/21/2000	160 703 13	103 437 18	57 265 95
3 100 00	HOMER DEPOT INC	COM	06/12/21-00/12/21	3/23/2000	251 171 81	153 240 27	97 931 54
3 900 00	HOMER DEPOT INC	COM	06/12/21-00/12/21	9/18/2000	170 888 54	116 781 21	54 107 33
3 800 00	HOMER DEPOT INC	COM	06/12/21-00/12/21	10/7/2000	156 147 68	149 409 26	6 738 40
2 900 00	HOMER DEPOT INC	COM	06/12/21-00/12/21	10/28/2000	146 268 88	145 578 25	690 64
4 200 00	HOMER DEPOT INC	COM	06/12/21-00/12/21	11/10/2000	105 168 14	111 069 19	(5 901 05)
1 600 00	HOMER DEPOT INC	COM	06/12/21-00/12/21	11/16/2000	155 126 88	180 902 28	(25 775 40)
11 700 00	HOMER DEPOT INC	COM	06/12/21-00/12/21	11/17/2000	50 386 49	61 296 11	(10 909 62)
3 700 00	HOMER DEPOT INC	COM	06/12/21-00/12/21	11/17/2000	428 022 55	448 227 78	(20 205 23)
7 300 00	HOMER DEPOT INC	COM	06/12/21-00/12/21	11/20/2000	145 013 67	141 74 25	3 269 44
3 500 00	HOMER DEPOT INC	COM	06/12/21-00/12/21	11/28/2000	282 013 67	278 063 49	3 950 18
5 082 00	HONEYWELL INTL INC	COM	06/12/21-00/12/21	3/14/2000	136 785 45	134 085 23	2 700 22
2 300 00	IMS HEALTH INC	COM	06/12/21-00/12/21	3/23/2000	237 588 67	29	

THE ROCKEFELLER FOUNDATION
EMPLOYEE ID NO 13-165629
GAIN AND LOSSES FOR TAX ON INVESTMENT INCOME
FORM 990 PF 2000 PART IV

P#	Security Name	Security Description	Date Bought	Date Sold	Proceeds	Cost	Realized
4 000 00	INTEL CORP	COM	06/12/01-00/12/01	1/5/2000	380 254 14	247 578 68	137 875 46
3 000 00	INTEL CORP	COM	06/12/01-00/12/01	1/11/2000	296 991 10	127 859 06	138 332 04
1 600 00	INTEL CORP	COM	06/12/01-00/12/01	1/24/2000	160 794 64	66 025 63	82 769 61
1 300 00	INTEL CORP	COM	06/12/01-00/12/01	3/13/2000	159 884 67	83 687 50	78 207 17
1 300 00	INTEL CORP	COM	06/12/01-00/12/01	3/22/2000	165 924 74	83 687 50	102 237 24
1 500 00	INTEL CORP	COM	06/12/01-00/12/01	4/10/2000	204 743 17	96 562 50	108 180 67
1 300 00	INTEL CORP	COM	06/12/01-00/12/01	6/16/2000	175 209 84	83 687 50	91 527 34
2 500 00	INTEL CORP	COM	06/12/01-00/12/01	6/29/2000	349 363 35	160 937 50	188 425 85
1 300 00	INTEL CORP	COM	06/12/01-00/12/01	6/23/2000	176 712 85	83 687 50	93 025 35
2 300 00	INTEL CORP	COM	06/12/01-00/12/01	6/23/2000	311 927 10	148 002 50	163 864 60
1 200 00	INTEL CORP	COM	06/12/01-00/12/01	7/6/2000	163 944 53	77 250 00	86 694 53
1 200 00	INTEL CORP	COM	06/12/01-00/12/01	7/11/2000	167 544 41	77 082 50	90 461 91
1 300 00	INTEL CORP	COM	06/12/01-00/12/01	7/16/2000	166 866 77	83 200 00	103 666 77
1 600 00	INTEL CORP	COM	06/12/01-00/12/01	8/2/2000	124 208 35	60 600 00	63 608 35
4 200 00	INTEL CORP	COM	06/12/01-00/12/01	10/16/2000	159 594 68	182 306 25	(22 711 5)
3 500 00	INTEL CORP	COM	06/12/01-00/12/01	10/20/2000	150 276 24	147 630 47	2 645 77
8 000 00	INTEL CORP	COM	06/12/01-00/12/01	10/25/2000	382 300 05	356 840 70	25 459 35
5 400 00	INTEL CORP	COM	06/12/01-00/12/01	10/26/2000	230 122 50	201 865 39	28 257 11
4 800 00	INTEL CORP	COM	06/12/01-00/12/01	10/27/2000	216 517 80	178 651 92	37 865 88
3 400 00	INTEL CORP	COM	06/12/01-00/12/01	11/1/2000	152 994 90	126 010 38	26 984 52
8 800 00	INTEL CORP	COM	06/12/01-00/12/01	11/2/2000	310 354 65	236 530 83	71 823 82
8 100 00	INTEL CORP	COM	06/12/01-00/12/01	11/13/2000	221 680 10	231 737 86	(9 857 76)
5 900 00	INTEL CORP	COM	06/12/01-00/12/01	11/15/2000	243 735 62	164 435 98	89 299 64
8 800 00	INTEL CORP	COM	06/12/01-00/12/01	11/17/2000	140 432 81	110 495 32	29 937 49
6 800 00	INTEL CORP	COM	06/12/01-00/12/01	11/20/2000	284 153 22	212 915 35	71 237 87
3 200 00	INTEL CORP	COM	06/12/01-00/12/01	11/21/2000	135 585 48	96 200 00	39 385 48
3 200 00	INTEL CORP	COM	06/12/01-00/12/01	11/29/2000	131 965 78	93 574 99	38 120 77
5 500 00	INTEL CORP	COM	06/12/01-00/12/01	11/30/2000	207 675 27	158 755 18	48 920 08
3 900 00	INTEL CORP	COM	06/12/01-00/12/01	12/5/2000	141 857 77	109 143 75	32 714 02
4 400 00	INTEL CORP	COM	06/12/01-00/12/01	12/17/2000	141 567 39	113 312 01	28 255 38
4 200 00	INTEL CORP	COM	06/12/01-00/12/01	12/8/2000	142 532 74	88 829 29	53 604 45
8 300 00	INTEL CORP	COM	06/12/01-00/12/01	12/13/2000	302 724 10	174 201 78	128 522 31
4 600 00	INTEL CORP	COM	06/12/01-00/12/01	12/15/2000	164 456 76	101 792 77	62 664 99
4 300 00	INTEL CORP	COM	06/12/01-00/12/01	12/16/2000	142 164 01	89 076 27	53 087 74
4 200 00	INTEL CORP	COM	06/12/01-00/12/01	12/20/2000	138 841 49	80 889 95	51 951 54
3 400 00	INTERNATIONAL PAPER CO	COM	06/12/01-00/12/01	1/24/2000	167 988 39	200 855 42	(32 867 03)
8 700 00	INTERNATIONAL PAPER CO	COM	06/12/01-00/12/01	1/26/2000	326 844 58	381 817 86	(54 969 28)
800 00	12 TECHNOLOGIES INC	COM	06/12/01-00/12/01	3/16/2000	95 397 35	111 054 00	(15 656 65)
300 00	12 TECHNOLOGIES INC	COM	06/12/01-00/12/01	3/17/2000	51 154 29	55 527 00	(4 372 71)
1 100 00	12 TECHNOLOGIES INC	COM	06/12/01-00/12/01	11/17/2000	137 632 91	183 455 91	(45 823 00)
1 500 00	JDS UNIPHASE CORP	COM	06/12/01-00/12/01	7/20/2000	185 243 82	153 400 54	31 843 28
1 000 00	JDS UNIPHASE CORP	COM	06/12/01-00/12/01	7/20/2000	127 224 35	102 267 03	24 957 32
1 500 00	JDS UNIPHASE CORP	COM	06/12/01-00/12/01	7/20/2000	186 368 78	153 400 54	32 968 24
2 500 00	JDS UNIPHASE CORP	COM	06/12/01-00/12/01	7/21/2000	318 751 67	255 667 56	63 084 11
1 400 00	JDS UNIPHASE CORP	COM	06/12/01-00/12/01	7/25/2000	182 783 90	143 173 84	39 590 06
1 300 00	JDS UNIPHASE CORP	COM	06/12/01-00/12/01	7/26/2000	170 700 55	132 947 13	37 753 42
2 000 00	JDS UNIPHASE CORP	COM	06/12/01-00/12/01	9/22/2000	207 893 06	246 900 00	(38 006 94)
3 000 00	JDS UNIPHASE CORP	COM	06/12/01-00/12/01	9/25/2000	324 458 08	361 752 50	(37 294 42)
1 600 00	JDS UNIPHASE CORP	COM	06/12/01-00/12/01	9/26/2000	168 694 37	161 831 53	(23 137 16)
1 700 00	JDS UNIPHASE CORP	COM	06/12/01-00/12/01	10/4/2000	154 269 85	166 161 78	(11 891 93)
2 820 00	JDS UNIPHASE CORP	COM	06/12/01-00/12/01	10/10/2000	262 541 73	288 393 01	(25 851 28)
1 900 00	JDS UNIPHASE CORP	COM	06/12/01-00/12/01	10/11/2000	167 194 42	194 307 35	(27 112 93)
800 00	JDS UNIPHASE CORP	COM	06/12/01-00/12/01	11/6/2000	62 673 81	73 937 52	(11 263 61)
1 300 00	JDS UNIPHASE CORP	COM	06/12/01-00/12/01	11/9/2000	93 160 89	105 520 94	(12 359 05)
2 000 00	JDS UNIPHASE CORP	COM	06/12/01-00/12/01	11/13/2000	135 624 07	160 475 00	(24 850 93)
3 700 00	J P MORGAN CHASE & CO	COM	06/12/01-00/12/01	12/15/2000	155 561 30	188 431 80	(32 870 50)
800 00	JUNIPER NETWORKS INC	COM	06/12/01-00/12/01	4/27/2000	163 194 56	220 850 00	(54 655 44)
1 200 00	JUNIPER NETWORKS INC	COM	06/12/01-00/12/01	4/28/2000	259 791 34	327 513 99	(67 722 65)
1 600 00	JUNIPER NETWORKS INC	COM	06/12/01-00/12/01	4/28/2000	218 492 71	210 102 78	8 389 93
1 100 00	JUNIPER NETWORKS INC	COM	06/12/01-00/12/01	6/22/2000	237 196 75	209 528 33	27 668 42
1 000 00	JUNIPER NETWORKS INC	COM	06/12/01-00/12/01	6/25/2000	161 846 61	119 345 17	42 501 44
800 00	JUNIPER NETWORKS INC	COM	06/12/01-00/12/01	10/4/2000	180 794 64	134 538 85	46 255 79
800 00	JUNIPER NETWORKS INC	COM	06/12/01-00/12/01	10/6/2000	154 334 45	134 273 78	20 060 67
1 400 00	JUNIPER NETWORKS INC	COM	06/12/01-00/12/01	10/10/2000	283 053 08	234 770 48	48 282 58
600 00	JUNIPER NETWORKS INC	COM	06/12/01-00/12/01	10/13/2000	125 302 10	100 455 00	24 847 10
1 200 00	JUNIPER NETWORKS INC	COM	06/12/01-00/12/01	11/17/2000	191 506 17	283 983 72	(92 477 55)
1 200 00	JUNIPER NETWORKS INC	COM	06/12/01-00/12/01	11/22/2000	143 995 20	261 752 81	(117 757 61)
1 000 00	JUNIPER NETWORKS INC	COM	06/12/01-00/12/01	12/13/2000	180 369 65	226 674 04	(46 304 39)
1 300 00	JUNIPER NETWORKS INC	COM	06/12/01-00/12/01	12/15/2000	167 515 66	260 752 42	(93 236 76)
1 200 00	JUNIPER NETWORKS INC	COM	06/12/01-00/12/01	12/16/2000	156 765 26	199 385 00	(40 619 74)
2 200 00	KOHL'S CORP	COM	06/12/01-00/12/01	2/16/2000	157 684 25	130 843 68	26 840 57
2 700 00	KOHL'S CORP	COM	06/12/01-00/12/01	2/26/2000	198 409 80	160 580 88	37 818 92
2 800 00	KOHL'S CORP	COM	06/12/01-00/12/01	3/1/2000	155 211 82	118 948 80	36 263 02
1 800 00	KOHL'S CORP	COM	06/12/01-00/12/01	3/9/2000	154 883 29	107 053 92	47 829 37
1 800 00	KOHL'S CORP	COM	06/12/01-00/12/01	3/16/2000	178 152 62	113 001 36	65 151 26
700 00	KOHL'S CORP	COM	06/12/01-00/12/01	3/20/2000	85 755 60	41 632 08	44 123 52
1 100 00	KOHL'S CORP	COM	06/12/01-00/12/01	3/21/2000	103 811 08	65 421 84	38 389 24
700 00	KOHL'S CORP	COM	06/12/01-00/12/01	3/23/2000	67 155 76	41 632 08	25 523 68
1 300 00	KOHL'S CORP	COM	06/12/01-00/12/01	3/24/2000	124 961 58	77 316 72	47 644 86
1 400 00	KOHL'S CORP	COM	06/12/01-00/12/01	3/30/2000	136 511 38	83 264 18	53 247 22
1 700 00	KOHL'S CORP	COM	06/12/01-00/12/01	3/31/2000	175 390 28	90 029 18	78 361 13
1 600 00	KOHL'S CORP	COM	06/12/01-00/12/01	4/12/2000	172 266 25	84 080 00	88 186 25
3 500 00	KOHL'S CORP	COM	06/12/01-00/12/01	4/16/2000	344 458 50	182 868 75	161 589 75
1 600 00	KOHL'S CORP	COM	06/12/01-00/12/01	4/20/2000	163 906 37	83 180 00	80 726 37
1 200 00	KOHL'S CORP	COM	06/12/01-00/12/01	5/31/2000	61 863 93	31 192 50	30 671 43
1 200 00	KOHL'S CORP	COM	06/12/01-00/12/01	5/31/2000	81 701 94	31 192 50	50 509 44
2 600 00	KOHL'S CORP	COM	06/12/01-00/12/01	8/2/2000	149 365 01	86 645 35	62 719 66
2 700 00	KOHL'S CORP	COM	06/12/01-00/12/01	7/16/2000	174 061 01	96 917 31	77 143 70
7 700 00	KROGER CO	COM	06/12/01-00/12/01	1/6/2000	153 009 86	231 122 04	(77 512 18)
8 000 00	KROGER CO	COM	06/12/01-00/12/01	1/6/2000	153 586 86	237 027 84	(83 429 08)
8 000 00	KROGER CO	COM	06/12/01-00/12/01	1/7/2000	151 570 93	226 844 00	(75 263 07)
9 300 00	KROGER CO	COM	06/12/01-00/12/01	12/7/2000	159 954 65	267 026 25	(107 071 60)
11 300 00	KROGER CO	COM	06/12/01-00/12/01	3/13/2000	198 104 44	320 150 44	(122 046 02)
13 200 00	KROGER CO	COM	06/12/01-00/12/01	3/17/2000	260 978 79	418 619 78	(158 641 00)
1 200 00	LEVEL 3 COMMUNICATIONS INC	COM	06/12/01-00/12/01	3/9/2000	143 320 27	113 740 56	29 579 71
2 100 00	LEVEL 3 COMMUNICATIONS INC	COM	06/12/01-00/12/01	2/11/2000	242 872 42	189 045 84	53 826 58
1 700 00	LEXMARK INTL GROUP INC	CL A	06/12/01-00/12/01	1/24/2000	153 031 78	153 023 12	8 06
7 200 00	LEXMARK INTL INC	CL A	06/12/01-00/12/01	7/21/2000	334 245 96	647 984 19	(313 738 23)
3 900 00	LEXMARK INTL INC	CL A	06/12/01-00/12/01	7/24/2000	183 836 97	319 567 40	(135 630 43)
2 200 00	LEXMARK INTL INC	CL A	06/12/01-00/12/01	7/25/2000	101 010 50	156 984 18	(56 973 68)
3 500 00	LOWE'S COS INC	USDB 50	06/12/01-00/12/01	3/27/2000	183 842 48	168 324 42	(15 518 06)
3 400 00	LOWE'S COS INC	USDB 50	06/12/01-00/12/01	3/28/2000	158 758 88	182 920 00	(24 161 12)
3 400 00	LOWE'S COS INC	USDB 50	06/12/01-00/12/01	3/6/2000	156 972 75	162 820 00	(5 847 25)
3 200 00	LOWE'S COS INC	USDB 50	06/12/01-00/12/01	3/16/2000	153 480 63	168 940 02	(15 459 39)
3 300 00	LOWE'S COS INC	USDB 50	06/12/01-00/12/01	3/17/2000	166 096 39	174 505 41	(8 409 02)
1 900 00	LOWE'S COS INC	USDB 50	06/12/01-00/12/01	3/30/2000	108 244 45	100 524 63	7 719 82
2 800 00	LOWE'S COS INC	USDB 80	06/12/01-00/12/01	4/12/2000	178 270 05	148 141 56	30 128 49
3 000 0							

THE ROCKEFELLER FOUNDATION
EMPLOYEE ID NO 13 165629
GAIN AND LOSSES FOR TAX ON INVESTMENT INCOME
FORM 990 PF 2000 PART IV

Par	Security Name	Security Description	Date Bought	Date Sold	Proceeds	Cost	Realized
4 100 00	LOWES COS INC	USDD 50	06/12/01-00/12/01	6/26/2000	171 407 07	210 230 48	(38 823 42)
4 100 00	LOWES COS INC	USDD 50	06/12/01-00/12/01	6/27/2000	173 573 03	195 834 88	(22 261 85)
4 100 00	LOWES COS INC	USDD 50	06/12/01-00/12/01	6/28/2000	127 428 58	138 191 55	(10 762 97)
4 400 00	LOWES COS INC	USDD 50	06/12/01-00/12/01	7/5/2000	173 847 72	229 605 45	(55 757 73)
9 100 00	LOWES COS INC	USDD 50	06/12/01-00/12/01	7/8/2000	185 535 20	255 206 10	(69 670 90)
4 400 00	LOWES COS INC	USDD 50	06/12/01-00/12/01	7/7/2000	400 826 15	478 033 88	(77 207 73)
8 800 00	LOWES COS INC	USDD 50	06/12/01-00/12/01	7/17/2000	208 918 02	218 460 13	(9 544 11)
2 100 00	LUCENT TECHNOLOGIES INC	COM	06/12/01-00/12/01	7/25/2000	385 824 31	385 781 51	(10 857 20)
2 100 00	LUCENT TECHNOLOGIES INC	COM	06/12/01-00/12/01	1/5/2000	152 087 42	172 952 43	(20 865 01)
10 800 00	LUCENT TECHNOLOGIES INC	COM	06/12/01-00/12/01	1/8/2000	183 732 93	278 088 84	(92 355 91)
2 800 00	LUCENT TECHNOLOGIES INC	COM	06/12/01-00/12/01	1/7/2000	578 800 70	847 011 47	(267 210 77)
1 700 00	LUCENT TECHNOLOGIES INC	COM	06/12/01-00/12/01	1/7/2000	151 382 83	208 961 51	(58 008 68)
900 00	LUCENT TECHNOLOGIES INC	COM	06/12/01-00/12/01	1/7/2000	81 266 72	129 635 71	(48 368 99)
2 100 00	LUCENT TECHNOLOGIES INC	COM	06/12/01-00/12/01	1/10/2000	51 723 34	86 620 88	(34 897 54)
2 100 00	LUCENT TECHNOLOGIES INC	COM	06/12/01-00/12/01	1/10/2000	118 126 30	155 448 72	(37 322 42)
2 700 00	LUCENT TECHNOLOGIES INC	COM	06/12/01-00/12/01	1/11/2000	151 504 38	198 253 84	(46 749 46)
1 600 00	LUCENT TECHNOLOGIES INC	COM	06/12/01-00/12/01	6/7/2000	87 983 93	100 855 20	(12 871 27)
1 300 00	LUCENT TECHNOLOGIES INC	COM	06/12/01-00/12/01	6/7/2000	81 413 03	81 944 85	(531 82)
2 000 00	MEDIAONE GROUP INC	COM	06/12/01-00/12/01	1/5/2000	155 249 82	162 084 83	(6 835 01)
2 100 00	MEDIAONE GROUP INC	COM	06/12/01-00/12/01	3/6/2000	164 094 77	169 452 23	(5 357 46)
2 100 00	MEDIAONE GROUP INC	COM	06/12/01-00/12/01	4/3/2000	170 578 56	168 316 89	2 261 67
2 700 00	MEDIAONE GROUP INC	COM	06/12/01-00/12/01	5/2/2000	195 805 47	215 505 80	(19 610 33)
2 400 00	MEDIAONE GROUP INC	COM	06/12/01-00/12/01	5/9/2000	168 472 36	180 745 73	(12 273 37)
2 500 00	MEDIAONE GROUP INC	COM	06/12/01-00/12/01	5/22/2000	164 850 49	188 043 25	(23 192 76)
5 800 00	MEDIAONE GROUP INC	COM	06/12/01-00/12/01	6/14/2000	386 176 63	458 292 7	(72 116 14)
57 200 00	MEDIAONE GROUP INC	COM	06/12/01-00/12/01	6/15/2000	4 250 672 80	4 250 672 80	0 00
3 600 00	MEDTRONIC INC	COM	06/12/01-00/12/01	1/20/2000	165 378 48	133 931 52	31 446 96
3 500 00	MEDTRONIC INC	COM	06/12/01-00/12/01	1/25/2000	158 400 77	126 816 92	31 583 85
8 800 00	MEDTRONIC INC	COM	06/12/01-00/12/01	1/26/2000	310 477 63	240 999 00	69 478 63
3 900 00	MEDTRONIC INC	COM	06/12/01-00/12/01	2/18/2000	186 430 83	136 747 87	49 682 96
3 300 00	MEDTRONIC INC	COM	06/12/01-00/12/01	3/8/2000	173 526 69	114 705 43	58 821 26
3 100 00	MEDTRONIC INC	COM	06/12/01-00/12/01	3/10/2000	158 255 29	106 263 16	51 992 10
4 400 00	MEDTRONIC INC	COM	06/12/01-00/12/01	9/15/2000	220 319 56	147 829 68	72 389 88
1 200 00	MERRILL LYNCH CO INC	COM	06/12/01-00/12/01	2/23/2000	107 979 11	90 904 92	1 0 4 16
1 600 00	MERRILL LYNCH CO INC	COM	06/12/01-00/12/01	2/24/2000	157 098 76	121 206 56	35 892 20
3 000 00	MERRILL LYNCH CO INC	COM	06/12/01-00/12/01	3/1/2000	309 033 39	223 175 15	85 858 24
1 500 00	MERRILL LYNCH CO INC	COM	06/12/01-00/12/01	3/8/2000	162 385 18	107 081 90	55 293 28
2 400 00	MERRILL LYNCH CO INC	COM	06/12/01-00/12/01	3/16/2000	233 816 04	167 489 68	66 326 36
1 600 00	MERRILL LYNCH CO INC	COM	06/12/01-00/12/01	3/22/2000	169 518 34	118 186 40	51 331 94
1 300 00	MERRILL LYNCH CO INC	COM	06/12/01-00/12/01	3/23/2000	137 678 40	107 826 78	29 851 62
2 300 00	MERRILL LYNCH CO INC	COM	06/12/01-00/12/01	6/8/2000	243 446 87	190 847 38	52 599 49
2 500 00	MERRILL LYNCH CO INC	COM	06/12/01-00/12/01	9/27/2000	150 797 66	170 270 11	(19 522 45)
2 500 00	MERRILL LYNCH CO INC	COM	06/12/01-00/12/01	10/11/2000	142 252 75	158 188 94	(15 935 19)
2 400 00	MERRILL LYNCH CO INC	COM	06/12/01-00/12/01	10/18/2000	138 779 82	144 839 28	(6 059 36)
1 400 00	MICROSOFT CORP	COM	06/12/01-00/12/01	1/4/2000	181 344 82	78 125 00	85 219 82
2 800 00	MICROSOFT CORP	COM	06/12/01-00/12/01	1/5/2000	308 874 15	151 875 00	157 000 15
1 400 00	MICROSOFT CORP	COM	06/12/01-00/12/01	1/5/2000	158 007 29	78 125 00	79 882 29
2 200 00	MICROSOFT CORP	COM	06/12/01-00/12/01	3/23/2000	150 060 78	121 731 25	28 329 53
2 200 00	MICROSOFT CORP	COM	06/12/01-00/12/01	6/2/2000	171 181 79	187 487 50	(16 305 71)
2 200 00	MICROSOFT CORP	COM	06/12/01-00/12/01	6/2/2000	178 465 83	178 408 25	56 557 58
2 200 00	MICROSOFT CORP	COM	06/12/01-00/12/01	6/22/2000	178 156 52	171 237 50	7 919 02
2 100 00	MICROSOFT CORP	COM	06/12/01-00/12/01	6/23/2000	173 381 72	170 225 00	3 156 72
2 400 00	MICROSOFT CORP	COM	06/12/01-00/12/01	6/28/2000	168 156 98	125 187 50	42 969 48
2 500 00	MICROSOFT CORP	COM	06/12/01-00/12/01	8/18/2000	170 244 32	129 750 00	40 494 32
7 400 00	MICROSOFT CORP	COM	06/12/01-00/12/01	8/8/2000	173 783 20	135 156 25	38 626 95
5 100 00	MICROSOFT CORP	COM	06/12/01-00/12/01	9/28/2000	471 156 35	383 705 81	77 450 54
2 300 00	MICROSOFT CORP	COM	06/12/01-00/12/01	10/11/2000	287 184 17	400 003 65	(112 819 48)
6 200 00	MICROSOFT CORP	COM	06/12/01-00/12/01	10/18/2000	138 569 48	246 506 25	(106 936 77)
2 300 00	MICROSOFT CORP	COM	06/12/01-00/12/01	10/25/2000	367 519 32	582 750 12	(215 230 80)
8 500 00	MICROSOFT CORP	COM	06/12/01-00/12/01	10/26/2000	144 320 18	274 375 00	(130 054 82)
2 100 00	MICROSOFT CORP	COM	06/12/01-00/12/01	10/27/2000	436 287 85	612 417 20	(176 129 35)
2 200 00	MICROSOFT CORP	COM	06/12/01-00/12/01	10/30/2000	145 682 64	184 710 70	(39 028 06)
5 000 00	MICROSOFT CORP	COM	06/12/01-00/12/01	11/8/2000	157 569 74	200 186 82	(42 617 08)
2 500 00	MICROSOFT CORP	COM	06/12/01-00/12/01	11/9/2000	347 175 82	458 317 13	(111 141 31)
2 000 00	MICROSOFT CORP	COM	06/12/01-00/12/01	11/17/2000	171 558 78	232 543 83	(60 985 05)
2 800 00	MICROSOFT CORP	COM	06/12/01-00/12/01	11/21/2000	173 245 42	183 065 63	(9 820 21)
5 400 00	MICROSOFT CORP	COM	06/12/01-00/12/01	12/8/2000	181 344 82	253 025 00	(61 680 18)
4 300 00	MICRON TECHNOLOGY INC	COM	06/12/01-00/12/01	12/13/2000	315 636 21	485 243 75	(169 607 54)
10 500 00	MICRON TECHNOLOGY INC	COM	06/12/01-00/12/01	11/1/2000	152 428 81	365 375 01	(212 946 10)
4 100 00	MICRON TECHNOLOGY INC	COM	06/12/01-00/12/01	11/13/2000	314 200 85	923 844 74	(609 643 89)
8 000 00	MICRON TECHNOLOGY INC	COM	06/12/01-00/12/01	11/15/2000	142 142 25	339 327 88	(197 185 63)
4 000 00	MICRON TECHNOLOGY INC	COM	06/12/01-00/12/01	11/17/2000	258 511 38	648 142 51	(389 631 13)
1 200 00	MORGAN STANLEY DEAN WITTER CO	COM NEW	06/12/01-00/12/01	12/18/2000	142 258 45	318 095 10	(176 736 65)
1 200 00	MORGAN STANLEY DEAN WITTER CO	COM NEW	06/12/01-00/12/01	1/20/2000	164 097 52	118 522 24	45 575 28
2 300 00	MORGAN STANLEY DEAN WITTER CO	COM NEW	06/12/01-00/12/01	1/25/2000	155 640 56	117 254 56	38 385 00
2 400 00	MORGAN STANLEY DEAN WITTER CO	COM NEW	06/12/01-00/12/01	1/26/2000	158 411 15	116 082 00	42 329 15
2 400 00	MORGAN STANLEY DEAN WITTER CO	COM NEW	06/12/01-00/12/01	1/27/2000	155 665 83	87 190 62	68 475 21
2 400 00	MORGAN STANLEY DEAN WITTER CO	COM NEW	06/12/01-00/12/01	2/2/2000	157 262 19	105 860 00	51 402 19
4 000 00	MORGAN STANLEY DEAN WITTER CO	COM NEW	06/12/01-00/12/01	2/9/2000	163 360 14	105 080 00	58 280 14
3 600 00	MORGAN STANLEY DEAN WITTER CO	COM NEW	06/12/01-00/12/01	2/10/2000	265 817 83	172 286 47	93 531 36
1 800 00	MORGAN STANLEY DEAN WITTER CO	COM NEW	06/12/01-00/12/01	2/11/2000	244 491 23	152 817 98	91 673 25
1 800 00	MORGAN STANLEY DEAN WITTER CO	COM NEW	06/12/01-00/12/01	3/10/2000	156 825 37	79 287 32	77 538 05
1 900 00	MORGAN STANLEY DEAN WITTER CO	COM NEW	06/12/01-00/12/01	3/10/2000	157 044 04	76 397 48	80 646 56
1 900 00	MORGAN STANLEY DEAN WITTER CO	COM NEW	06/12/01-00/12/01	3/17/2000	186 088 47	80 263 13	85 825 34
2 100 00	MORGAN STANLEY DEAN WITTER CO	COM NEW	06/12/01-00/12/01	3/22/2000	171 117 79	80 263 13	80 854 66
2 200 00	MORGAN STANLEY DEAN WITTER CO	COM NEW	06/12/01-00/12/01	3/22/2000	189 225 84	88 711 87	100 514 07
2 200 00	MORGAN STANLEY DEAN WITTER CO	COM NEW	06/12/01-00/12/01	4/4/2000	163 212 65	82 836 25	79 376 40
1 800 00	MORGAN STANLEY DEAN WITTER CO	COM NEW	06/12/01-00/12/01	4/8/2000	147 241 20	78 038 75	71 202 45
4 400 00	MORGAN STANLEY DEAN WITTER CO	COM NEW	06/12/01-00/12/01	4/24/2000	334 038 85	165 872 50	168 166 35
2 500 00	MORGAN STANLEY DEAN WITTER CO	COM NEW	06/12/01-00/12/01	5/3/2000	177 678 32	118 183 52	59 494 80
2 400 00	MORGAN STANLEY DEAN WITTER CO	COM NEW	06/12/01-00/12/01	6/1/2000	178 000 88	115 908 45	62 092 43
4 800 00	MORGAN STANLEY DEAN WITTER CO	COM NEW	06/12/01-00/12/01	6/27/2000	309 202 88	225 075 82	84 127 06
1 700 00	MORGAN STANLEY DEAN WITTER CO	COM NEW	06/12/01-00/12/01	10/5/2000	155 062 02	82 544 80	72 517 22
3 800 00	MORGAN STANLEY DEAN WITTER CO	COM NEW	06/12/01-00/12/01	10/5/2000	158 282 78	82 544 81	75 737 97
2 100 00	MORGAN STANLEY DEAN WITTER CO	COM NEW	06/12/01-00/12/01	10/26/2000	290 737 80	183 128 71	107 609 09
2 000 00	MORGAN STANLEY DEAN WITTER CO	COM NEW	06/12/01-00/12/01	11/15/2000	144 087 82	100 118 88	44 968 94
3 500 00	MORGAN STANLEY DEAN WITTER CO	COM NEW	06/12/01-00/12/01	11/16/2000	142 351 85	83 180 43	59 171 42
2 500 00	MORGAN STANLEY DEAN WITTER CO	COM NEW	06/12/01-00/12/01	11/28/2000	358 908 89	255 180 47	103 728 42
3 900 00	MORGAN STANLEY DEAN WITTER CO	COM NEW	06/12/01-00/12/01	12/13/2000	287 712 80	178 821 14	108 891 66
2 500 00	MORGAN STANLEY DEAN WITTER CO	COM NEW	06/12/01-00/12/01	12/15/2000	164 063 24	114 728 24	49 335 00
5 100 00	MORGAN STANLEY DEAN WITTER CO	COM NEW	06/12/01-00/12/01	12/18/2000	175 278 90	114 471 87	60 807 03
1 800 00	MORGAN STANLEY DEAN WITTER CO	COM NEW	06/12/01-00/12/01	12/20/2000	353 066 52	233 288 38	120 778 14
1 800 00	MORGAN STANLEY DEAN WITTER CO	COM NEW	06/12/01-00/12/01	12/21/2000	125 469 85	81 240 00	44 229 85
1 800 00	MORGAN STANLEY DEAN WITTER CO	COM NEW	06/12/01-00/12/01	12/22/2000	140 011 07	83 799 50	56 211 57
1 100 00	MOTOROLA INC	COM	06/12/01-00/12/01	1/20/2000	154 995 83	165 058 18	(10 062 35)

THE ROCKEFELLER FOUNDATION
EMPLOYEE ID NO 13-165629
GAIN AND LOSSES FOR TAX ON INVESTMENT INCOME
FORM 990 PF 2000 PART IV

Part	Security Name	Security Description	Date Bought	Date Sold	Proceeds	Cost	Realized
3 200 00	NORTEL NETWORKS CORP	COM	06/12/2001-06/12/2001	10/31/2000	142 595 39	264 418 06	(121 722 69)
9 200 00	NORTEL NETWORKS CORP	COM	06/12/2001-06/12/2001	11/30/2000	317 899 05	752 551 72	(434 652 17)
3 700 00	NORTEL NETWORKS CORP	COM	06/12/2001-06/12/2001	12/7/2000	144 321 08	300 940 49	(156 619 41)
6 800 00	NORTEL NETWORKS CORP	COM	06/12/2001-06/12/2001	12/8/2000	283 343 82	548 725 37	(265 381 55)
3 300 00	NORTEL NETWORKS CORP	COM	06/12/2001-06/12/2001	12/11/2000	145 700 03	263 780 08	(118 080 05)
10 200 00	NORTEL NETWORKS CORP	COM	06/12/2001-06/12/2001	12/14/2000	391 033 52	773 852 80	(382 819 34)
4 500 00	NORTEL NETWORKS CORP	COM	06/12/2001-06/12/2001	12/15/2000	166 480 39	320 075 61	(153 595 22)
4 000 00	NORTEL NETWORKS CORP	COM	06/12/2001-06/12/2001	12/22/2000	129 764 08	284 294 83	(154 530 77)
4 300 00	NORTEL NETWORKS CORP	COM	06/12/2001-06/12/2001	12/28/2000	138 358 92	308 569 21	(170 210 29)
3 700 00	ORACLE CORP	COM	06/12/2001-06/12/2001	1/5/2000	367 752 20	787 683 12	(419 930 92)
3 800 00	ORACLE CORP	COM	06/12/2001-06/12/2001	4/10/2000	324 869 17	269 350 99	55 518 18
2 400 00	ORACLE CORP	COM	06/12/2001-06/12/2001	5/10/2000	168 184 36	148 383 08	19 801 28
2 800 00	ORACLE CORP	COM	06/12/2001-06/12/2001	6/20/2000	225 379 86	199 847 58	25 532 28
5 500 00	ORACLE CORP	COM	06/12/2001-06/12/2001	8/3/2000	398 392 80	381 001 40	17 391 40
4 000 00	ORACLE CORP	COM	06/12/2001-06/12/2001	10/2/2000	325 988 13	330 801 88	(4 813 75)
2 800 00	ORACLE CORP	COM	06/12/2001-06/12/2001	10/11/2000	164 444 51	202 737 50	(38 292 99)
4 500 00	ORACLE CORP	COM	06/12/2001-06/12/2001	10/17/2000	152 432 41	135 622 60	16 809 81
5 000 00	ORACLE CORP	COM	06/12/2001-06/12/2001	11/17/2000	139 526 84	174 095 72	(34 568 88)
2 800 00	ORACLE CORP	COM	06/12/2001-06/12/2001	12/4/2000	14 567 23	50 678 72	(36 111 49)
2 800 00	ORACLE CORP	COM	06/12/2001-06/12/2001	12/4/2000	72 758 57	51 675 24	21 083 33
16 400 00	ORACLE CORP	COM	06/12/2001-06/12/2001	12/15/2000	473 526 01	325 056 18	148 469 83
4 700 00	ORACLE CORP	COM	06/12/2001-06/12/2001	12/18/2000	147 771 06	97 090 82	50 680 24
3 700 00	PE CORP	COM PE BIOSYSTEMS GROUP	06/12/2001-06/12/2001	7/12/2000	300 211 68	232 157 81	68 053 87
1 100 00	PMC SIERRA INC	COM	06/12/2001-06/12/2001	8/22/2000	244 191 88	273 783 81	(29 591 93)
1 400 00	PMC SIERRA INC	COM	06/12/2001-06/12/2001	9/25/2000	323 219 22	345 236 15	(22 016 93)
800 00	PMC SIERRA INC	COM	06/12/2001-06/12/2001	4/2/2000	161 614 61	178 070 90	(16 456 29)
1 300 00	PMC SIERRA INC	COM	06/12/2001-06/12/2001	10/13/2000	211 121 15	280 201 65	(69 080 50)
2 000 00	PMC SIERRA INC	COM	06/12/2001-06/12/2001	11/3/2000	312 339 58	404 196 30	(91 856 72)
1 400 00	PMC SIERRA INC	COM	06/12/2001-06/12/2001	11/8/2000	171 852 11	273 276 30	(101 424 19)
2 500 00	PMC SIERRA INC	COM	06/12/2001-06/12/2001	11/13/2000	294 430 83	474 442 55	(180 011 62)
1 300 00	PMC SIERRA INC	COM	06/12/2001-06/12/2001	11/17/2000	148 275 71	235 190 68	(86 914 97)
1 400 00	PMC SIERRA INC	COM	06/12/2001-06/12/2001	11/21/2000	137 230 42	214 757 81	(77 527 39)
1 600 00	PMC SIERRA INC	COM	06/12/2001-06/12/2001	12/15/2000	144 885 17	241 580 00	(96 694 83)
1 600 00	PMC SIERRA INC	COM	06/12/2001-06/12/2001	12/20/2000	134 515 51	261 566 56	(127 051 05)
1 600 00	PMC SIERRA INC	COM	06/12/2001-06/12/2001	12/22/2000	122 532 23	245 743 77	(123 211 54)
800 00	PMC SIERRA INC	COM	06/12/2001-06/12/2001	12/22/2000	122 089 20	221 587 50	(99 498 30)
800 00	PMC SIERRA INC	COM	06/12/2001-06/12/2001	12/26/2000	58 938 03	106 450 00	(47 511 97)
800 00	PMC SIERRA INC	COM	06/12/2001-06/12/2001	12/26/2000	58 718 52	105 543 75	(46 825 23)
800 00	PMC SIERRA INC	COM	06/12/2001-06/12/2001	12/28/2000	48 178 98	78 750 00	(29 571 02)
800 00	PALM INC	COM	06/12/2001-06/12/2001	3/2/2000	60 545 84	22 400 00	37 145 84
4 800 00	PHARMACIA UPJOHN INC	COM	06/12/2001-06/12/2001	3/14/2000	244 041 17	217 262 72	26 778 45
4 000 00	PHARMACIA UPJOHN INC	COM	06/12/2001-06/12/2001	3/14/2000	212 672 90	208 963 31	3 709 58
4 500 00	PFIZER INC	COM	06/12/2001-06/12/2001	1/26/2000	155 402 30	182 060 08	(26 657 78)
4 000 00	PFIZER INC	COM	06/12/2001-06/12/2001	1/27/2000	158 478 6	184 069 4	(24 590 78)
5 000 00	PFIZER INC	COM	06/12/2001-06/12/2001	4/18/2000	208 246 11	200 675 1	8 571 00
2 400 00	PFIZER INC	COM	06/12/2001-06/12/2001	4/18/2000	97 867 85	96 030 08	1 837 77
7 800 00	PFIZER INC	COM	06/12/2001-06/12/2001	4/24/2000	328 163 88	304 114 24	24 049 64
7 500 00	PFIZER INC	COM	06/12/2001-06/12/2001	5/3/2000	327 365 48	290 550 80	36 814 68
3 900 00	PFIZER INC	COM	06/12/2001-06/12/2001	5/3/2000	166 834 87	139 304 88	27 529 99
4 000 00	PFIZER INC	COM	06/12/2001-06/12/2001	5/3/2000	169 312 74	156 892 34	12 420 40
3 700 00	PFIZER INC	COM	06/12/2001-06/12/2001	5/22/2000	162 609 57	132 161 04	30 448 53
4 000 00	PFIZER INC	COM	06/12/2001-06/12/2001	8/10/2000	170 263 51	142 878 60	27 384 91
4 000 00	PFIZER INC	COM	06/12/2001-06/12/2001	8/11/2000	171 849 06	142 854 45	28 994 61
2 000 00	PFIZER INC	COM	06/12/2001-06/12/2001	8/14/2000	85 656 34	70 847 79	14 808 55
4 700 00	PFIZER INC	COM	06/12/2001-06/12/2001	8/16/2000	202 151 06	185 153 57	16 997 49
1 200 00	PFIZER INC	COM	06/12/2001-06/12/2001	8/21/2000	51 930 80	42 018 36	9 912 44
2 700 00	QUALCOMM INC	COM	06/12/2001-06/12/2001	1/28/2000	271 858 99	321 080 52	(49 221 53)
800 00	SDL INC	COM	06/12/2001-06/12/2001	10/13/2000	169 581 84	235 832 90	(66 251 06)
800 00	SDL INC	COM	06/12/2001-06/12/2001	11/17/2000	141 182 79	233 010 75	(91 827 96)
800 00	SDL INC	COM	06/12/2001-06/12/2001	11/21/2000	137 395 42	208 900 00	(69 504 58)
2 700 00	SDL INC	COM	06/12/2001-06/12/2001	12/28/2000	380 272 33	780 912 00	(399 639 67)
3 800 00	SCHERING PLOUGH CORP	COM	06/12/2001-06/12/2001	4/17/2000	153 588 08	101 078 64	52 509 44
6 200 00	SCHERING PLOUGH CORP	COM	06/12/2001-06/12/2001	4/20/2000	328 895 48	433 519 70	(104 624 22)
4 200 00	SCHERING PLOUGH CORP	COM	06/12/2001-06/12/2001	5/4/2000	184 005 78	221 497 50	(37 491 72)
5 900 00	SCHERING PLOUGH CORP	COM	06/12/2001-06/12/2001	5/5/2000	238 260 02	306 581 80	(68 321 78)
3 400 00	SCHERING PLOUGH CORP	COM	06/12/2001-06/12/2001	5/23/2000	154 278 35	178 340 66	(24 062 31)
6 400 00	SCHERING PLOUGH CORP	COM	06/12/2001-06/12/2001	5/24/2000	296 808 08	331 835 36	(35 027 28)
4 100 00	SCHERING PLOUGH CORP	COM	06/12/2001-06/12/2001	8/16/2000	171 884 71	212 250 13	(40 365 42)
4 000 00	SCHERING PLOUGH CORP	COM	06/12/2001-06/12/2001	8/17/2000	170 134 31	207 458 80	(37 324 49)
4 200 00	SCHERING PLOUGH CORP	COM	06/12/2001-06/12/2001	8/21/2000	174 260 82	217 832 58	(43 571 76)
4 000 00	SCHERING PLOUGH CORP	COM	06/12/2001-06/12/2001	8/23/2000	173 748 84	217 832 58	(44 083 74)
4 200 00	SCHERING PLOUGH CORP	COM	06/12/2001-06/12/2001	8/24/2000	175 134 15	217 832 58	(42 698 43)
3 800 00	SCHERING PLOUGH CORP	COM	06/12/2001-06/12/2001	8/13/2000	187 547 88	187 557 02	(9 009 13)
8 000 00	SCHERING PLOUGH CORP	COM	06/12/2001-06/12/2001	8/15/2000	200 688 49	283 544 31	(82 855 82)
1 100 00	SCHERING PLOUGH CORP	COM	06/12/2001-06/12/2001	8/21/2000	49 738 67	51 083 13	(1 344 46)
2 700 00	SCHERING PLOUGH CORP	COM	06/12/2001-06/12/2001	8/21/2000	96 881 12	102 186 20	(5 305 08)
3 800 00	SCHERING PLOUGH CORP	COM	06/12/2001-06/12/2001	8/27/2000	181 832 67	174 018 08	(7 814 59)
3 200 00	SCHERING PLOUGH CORP	COM	06/12/2001-06/12/2001	10/5/2000	157 188 35	149 578 81	7 609 54
2 400 00	SCHERING PLOUGH CORP	COM	06/12/2001-06/12/2001	11/21/2000	129 801 67	119 640 96	10 160 71
800 00	SCHERING PLOUGH CORP	COM	06/12/2001-06/12/2001	11/21/2000	32 230 82	29 810 74	2 420 08
2 700 00	SOLETRON CORP	COM	06/12/2001-06/12/2001	1/5/2000	229 881 08	220 251 90	6 629 18
4 200 00	SOLETRON CORP	COM	06/12/2001-06/12/2001	2/10/2000	324 180 04	296 851 88	27 328 16
2 400 00	SOLETRON CORP	COM	06/12/2001-06/12/2001	2/14/2000	181 802 60	156 101 90	25 700 70
5 700 00	SOLETRON CORP	COM	06/12/2001-06/12/2001	2/22/2000	361 961 35	366 225 00	(4 263 65)
2 500 00	SOLETRON CORP	COM	06/12/2001-06/12/2001	3/1/2000	175 580 38	150 925 00	24 655 38
5 900 00	SOLETRON CORP	COM	06/12/2001-06/12/2001	3/2/2000	408 170 80	314 171 87	93 998 93
7 000 00	SOLETRON CORP	COM	06/12/2001-06/12/2001	12/20/2000	208 469 83	240 551 99	(32 082 16)
3 800 00	SPRINT CORP	COM	06/12/2001-06/12/2001	1/21/2000	241 382 44	285 218 45	(43 836 01)
2 800 00	SPRINT CORP	COM	06/12/2001-06/12/2001	1/24/2000	158 823 18	188 824 75	(29 001 56)
2 800 00	SPRINT CORP	COM	06/12/2001-06/12/2001	1/25/2000	157 822 08	178 282 50	(20 460 42)
5 000 00	SPRINT CORP	COM	06/12/2001-06/12/2001	1/26/2000	308 246 18	344 015 00	(35 768 82)
3 900 00	SPRINT CORP	COM	06/12/2001-06/12/2001	3/8/2000	242 810 18	268 331 70	(25 521 52)
2 800 00	SPRINT CORP	COM	06/12/2001-06/12/2001	3/8/2000	181 825 42	178 887 80	(2 937 62)
2 500 00	SPRINT CORP	COM	06/12/2001-06/12/2001	3/10/2000	154 047 10	171 873 70	(17 826 60)
2 800 00	SPRINT CORP	COM	06/12/2001-06/12/2001	3/13/2000	188 384 42	192 575 80	(4 191 38)
5 900 00	SPRINT CORP	COM	06/12/2001-06/12/2001	4/19/2000	348 791 84	403 441 24	(54 649 40)
3 800 00	SPRINT CORP	COM	06/12/2001-06/12/2001	5/2/2000	237 582 75	256 420 32	(18 837 57)
2 700 00	SPRINT CORP	COM	06/12/2001-06/12/2001	5/3/2000	239 878 26	281 402 46	(41 524 20)
2 700 00	SPRINT CORP	COM	06/12/2001-06/12/2001	5/4/2000	164 746 81	178 115 84	(13 369 03)
3 000 00	SPRINT CORP	COM	06/12/2001-06/12/2001	5/8/2000	152 534 57	178 929 00	(26 394 43)
2 700 00	SPRINT CORP	COM	06/12/2001-06/12/2001	5/10/2000	177 800 07	198 810 00	(21 009 93)
2 800 00	SPRINT CORP	COM	06/12/2001-06/12/2001	5/12/2000	158 415 86	178 317 57	(19 901 71)
2 800 00	SPRINT CORP	COM	06/12/2001-06/12/2001	5/17/2000	160 512 44	181 219 33	

THE ROCKEFELLER FOUNDATION
EMPLOYEE ID NO 13-165629
GAIN AND LOSSES FOR TAX ON INVESTMENT INCOME
FORM 990 PF 2000 PART IV

Par	Security Name	Security Description	Date Bought	Date Sold	Proceeds	Cost	Realized
2 100 00	SUN MICROSYSTEMS INC	COM	06/12/21-00/12/21	11/22/2000	169 963 08	133 275 43	36 687 63
2 200 00	STAMORE NETWORKS INC	COM	06/12/21-00/12/21	07/22/2000	355 910 37	253 337 50	2 572 87
3 500 00	TARGET CORP	COM	06/12/21-00/12/21	1/26/2000	236 646 00	233 048 10	1 597 90
2 700 00	TARGET CORP	COM	06/12/21-00/12/21	3/6/2000	163 808 12	164 497 50	(888 38)
2 400 00	TARGET CORP	COM	06/12/21-00/12/21	5/5/2000	158 288 15	161 175 84	(2 887 69)
1 200 00	TARGET CORP	COM	06/12/21-00/12/21	5/10/2000	84 018 19	79 899 56	4 018 63
1 200 00	TARGET CORP	COM	06/12/21-00/12/21	5/10/2000	84 050 11	80 048 59	4 001 52
2 300 00	TARGET CORP	COM	06/12/21-00/12/21	5/22/2000	161 742 10	146 441 76	15 300 34
3 100 00	TARGET CORP	COM	06/12/21-00/12/21	6/28/2000	168 671 28	188 867 50	(19 196 22)
2 000 00	TARGET CORP	COM	06/12/21-00/12/21	8/13/2000	54 690 77	67 042 50	(12 351 73)
7 200 00	TARGET CORP	COM	06/12/21-00/12/21	8/5/2000	179 634 00	128 052 73	(51 581 27)
7 000 00	TARGET CORP	COM	06/12/21-00/12/21	8/8/2000	174 434 18	226 975 00	(52 540 84)
8 200 00	TEXAS INSTRS INC	COM	06/12/21-00/12/21	8/14/2000	501 078 26	718 894 34	(215 816 08)
2 600 00	TEXAS INSTRS INC	COM	06/12/21-00/12/21	8/15/2000	172 088 25	212 741 73	(40 653 50)
2 500 00	TEXAS INSTRS INC	COM	06/12/21-00/12/21	8/17/2000	189 037 38	203 404 83	(24 367 45)
2 400 00	TEXAS INSTRS INC	COM	06/12/21-00/12/21	8/18/2000	168 150 39	191 812 85	(23 662 46)
3 000 00	TEXAS INSTRS INC	COM	06/12/21-00/12/21	8/12/2000	175 800 73	236 444 75	(60 644 02)
3 500 00	TEXAS INSTRS INC	COM	06/12/21-00/12/21	9/18/2000	218 462 70	265 519 89	(47 057 19)
2 900 00	TEXAS INSTRS INC	COM	06/12/21-00/12/21	9/21/2000	169 196 88	210 182 89	(40 986 01)
3 400 00	TEXAS INSTRS INC	COM	06/12/21-00/12/21	10/9/2000	153 177 48	238 156 74	(82 978 26)
2 800 00	TEXAS INSTRS INC	COM	06/12/21-00/12/21	10/13/2000	125 164 50	181 840 50	(56 676 00)
1 800 00	TIME WARNER INC	COM	06/12/21-00/12/21	2/2/2000	164 230 52	186 916 87	(22 686 35)
3 400 00	TIME WARNER INC	COM	06/12/21-00/12/21	2/3/2000	289 457 84	293 856 80	(4 399 06)
2 300 00	TIME WARNER INC	COM	06/12/21-00/12/21	3/13/2000	197 814 79	152 952 30	44 862 49
1 800 00	TIME WARNER INC	COM	06/12/21-00/12/21	3/14/2000	170 888 27	124 540 62	46 34 65
1 800 00	TIME WARNER INC	COM	06/12/21-00/12/21	3/17/2000	170 702 27	127 839 96	42 862 31
2 000 00	TIME WARNER INC	COM	06/12/21-00/12/21	3/22/2000	190 878 85	170 858 44	20 020 41
2 000 00	TIME WARNER INC	COM	06/12/21-00/12/21	8/30/2000	175 724 13	136 744 85	38 979 28
2 700 00	TIME WARNER INC	COM	06/12/21-00/12/21	12/1/2000	144 517 37	136 620 00	7 897 37
2 900 00	TIME WARNER INC	COM	06/12/21-00/12/21	12/13/2000	161 877 41	150 007 00	11 870 41
3 700 00	TYCO INTL LTD NEW	COM	06/12/21-00/12/21	12/14/2000	214 299 85	197 193 80	17 106 05
3 600 00	TYCO INTL LTD NEW	COM	06/12/21-00/12/21	1/27/2000	155 835 30	128 650 66	27 184 64
11 900 00	TYCO INTL LTD NEW	COM	06/12/21-00/12/21	3/6/2000	163 578 54	123 173 62	38 404 92
3 200 00	TYCO INTL LTD NEW	COM	06/12/21-00/12/21	3/10/2000	581 542 25	413 768 36	167 773 89
3 100 00	TYCO INTL LTD NEW	COM	06/12/21-00/12/21	8/10/2000	170 106 32	111 265 44	58 840 88
3 100 00	TYCO INTL LTD NEW	COM	06/12/21-00/12/21	8/17/2000	170 438 13	107 748 38	62 690 74
2 000 00	TYCO INTL LTD NEW	COM	06/12/21-00/12/21	8/22/2000	173 438 21	157 451 95	15 986 26
2 000 00	TYCO INTL LTD NEW	COM	06/12/21-00/12/21	10/24/2000	108 638 97	90 169 70	18 469 27
4 100 00	TYCO INTL LTD NEW	COM	06/12/21-00/12/21	10/24/2000	105 356 48	96 489 10	8 867 38
7 000 00	TYCO INTL LTD NEW	COM	06/12/21-00/12/21	10/24/2000	218 205 74	197 303 15	21 902 59
4 000 00	TYCO INTL LTD NEW	COM	06/12/21-00/12/21	10/25/2000	376 067 35	278 831 47	96 235 88
2 700 00	TYCO INTL LTD NEW	COM	06/12/21-00/12/21	10/26/2000	218 608 30	139 081 80	79 526 50
0 92	TYCO INTL LTD NEW	COM	06/12/21-00/12/21	10/27/2000	148 360 05	93 880 22	54 479 83
5 500 00	TYCO INTL LTD NEW	COM	06/12/21-00/12/21	10/27/2000	47 19	31 99	15 20
6 500 00	TYCO INTL LTD NEW	COM	06/12/21-00/12/21	10/30/2000	302 315 01	227 901 30	74 413 71
0 56	TYCO INTL LTD NEW	COM	06/12/21-00/12/21	10/31/2000	366 708 98	263 952 50	102 756 48
3 900 00	TYCO INTL LTD NEW	COM	06/12/21-00/12/21	12/1/2000	0 00	23 27	(23 27)
2 400 00	U S WEST INC NEW	COM	06/12/21-00/12/21	12/12/2000	226 538 76	182 071 13	44 467 63
2 000 00	U S WEST INC NEW	COM	06/12/21-00/12/21	3/29/2000	178 074 04	180 237 00	(1 162 96)
2 600 00	U S WEST INC NEW	COM	06/12/21-00/12/21	4/14/2000	133 835 53	150 198 00	(16 362 47)
2 800 00	U S WEST INC NEW	COM	06/12/21-00/12/21	5/2/2000	188 908 68	195 257 40	(6 348 72)
2 800 00	UNITED TECHNOLOGIES CORP	COM	06/12/21-00/12/21	5/5/2000	199 352 78	208 944 58	(9 591 77)
3 000 00	UNITED TECHNOLOGIES CORP	COM	06/12/21-00/12/21	7/10/2000	171 504 62	183 208 65	(11 704 03)
2 900 00	UNITED TECHNOLOGIES CORP	COM	06/12/21-00/12/21	7/11/2000	179 475 21	173 775 24	5 699 97
3 000 00	UNITED TECHNOLOGIES CORP	COM	06/12/21-00/12/21	7/13/2000	175 335 98	167 910 00	7 425 98
3 000 00	UNITED TECHNOLOGIES CORP	COM	06/12/21-00/12/21	7/21/2000	175 273 35	173 700 00	1 573 35
2 800 00	UNITED TECHNOLOGIES CORP	COM	06/12/21-00/12/21	7/24/2000	177 837 36	173 700 00	4 137 36
2 800 00	UNITED TECHNOLOGIES CORP	COM	06/12/21-00/12/21	8/7/2000	169 326 31	167 120 00	2 206 31
2 800 00	UNITED TECHNOLOGIES CORP	COM	06/12/21-00/12/21	8/8/2000	170 703 30	161 286 12	9 417 18
2 800 00	UNITED TECHNOLOGIES CORP	COM	06/12/21-00/12/21	8/9/2000	172 754 73	153 601 06	19 153 67
2 800 00	UNITED TECHNOLOGIES CORP	COM	06/12/21-00/12/21	8/10/2000	171 620 27	145 814 76	25 805 51
1 000 00	UNITED TECHNOLOGIES CORP	COM	06/12/21-00/12/21	8/21/2000	62 813 40	63 037 50	(223 70)
2 800 00	UNITED TECHNOLOGIES CORP	COM	06/12/21-00/12/21	8/28/2000	179 054 02	154 061 25	24 992 77
2 800 00	UNITED TECHNOLOGIES CORP	COM	06/12/21-00/12/21	9/6/2000	173 776 20	129 500 00	44 276 20
2 800 00	UNITED TECHNOLOGIES CORP	COM	06/12/21-00/12/21	9/11/2000	176 497 71	129 500 00	46 997 71
3 300 00	UNITED TECHNOLOGIES CORP	COM	06/12/21-00/12/21	9/12/2000	206 580 03	180 697 32	25 882 71
3 500 00	UNITED TECHNOLOGIES CORP	COM	06/12/21-00/12/21	9/13/2000	220 212 65	200 889 28	19 323 37
3 200 00	UNITED TECHNOLOGIES CORP	COM	06/12/21-00/12/21	9/14/2000	205 011 71	176 885 12	28 126 59
6 000 00	UNITED TECHNOLOGIES CORP	COM	06/12/21-00/12/21	9/15/2000	433 876 12	350 960 06	82 916 06
2 300 00	VERITAS SOFTWARE CORP	COM	06/12/21-00/12/21	9/22/2000	313 739 67	389 778 24	(76 038 57)
1 200 00	VERITAS SOFTWARE CORP	COM	06/12/21-00/12/21	9/25/2000	175 794 14	200 355 26	(24 561 12)
1 300 00	VERITAS SOFTWARE CORP	COM	06/12/21-00/12/21	9/27/2000	183 797 62	185 884 30	(2 086 68)
1 300 00	VERITAS SOFTWARE CORP	COM	06/12/21-00/12/21	10/10/2000	170 696 52	144 055 21	26 641 31
1 100 00	VERITAS SOFTWARE CORP	COM	06/12/21-00/12/21	10/11/2000	151 238 68	120 548 50	30 690 18
1 100 00	VERITAS SOFTWARE CORP	COM	06/12/21-00/12/21	11/6/2000	153 713 05	166 650 00	(12 936 95)
400 00	VERITAS SOFTWARE CORP	COM	06/12/21-00/12/21	11/14/2000	47 121 27	55 331 24	(8 210 02)
800 00	VERITAS SOFTWARE CORP	COM	06/12/21-00/12/21	11/14/2000	94 398 85	104 821 86	(10 423 01)
900 00	VERITAS SOFTWARE CORP	COM	06/12/21-00/12/21	11/15/2000	114 298 19	97 312 50	16 985 69
0 50	VERISIGN INC	COM	06/12/21-00/12/21	8/30/2000	86 19	124 82	(38 73)
2 602 00	VERISIGN INC	COM	06/12/21-00/12/21	9/15/2000	489 667 20	648 700 53	(159 033 33)
1 900 00	VERISIGN INC	COM	06/12/21-00/12/21	9/18/2000	343 994 17	337 091 53	6 902 64
900 00	VERISIGN INC	COM	06/12/21-00/12/21	10/16/2000	143 706 37	156 278 08	(12 571 71)
1 100 00	VERISIGN INC	COM	06/12/21-00/12/21	10/28/2000	145 497 84	166 308 85	(20 811 01)
1 000 00	VERISIGN INC	COM	06/12/21-00/12/21	11/1/2000	127 520 74	164 150 05	(36 629 31)
0 50	VIA COM INC	CL B	06/12/21-00/12/21	10/2/2000	0 00	34 36	(34 36)
3 000 00	WAL MART STORES INC	COM	06/12/21-00/12/21	2/25/2000	134 148 82	81 844 80	52 304 02
5 000 00	WAL MART STORES INC	COM	06/12/21-00/12/21	2/25/2000	220 792 62	193 522 20	27 270 42
2 400 00	WAL MART STORES INC	COM	06/12/21-00/12/21	3/13/2000	113 354 21	73 305 84	40 048 37
2 500 00	WAL MART STORES INC	COM	06/12/21-00/12/21	3/27/2000	137 007 82	76 156 25	60 851 57
3 100 00	WAL MART STORES INC	COM	06/12/21-00/12/21	3/28/2000	179 561 50	84 433 75	95 127 75
2 000 00	WAL MART STORES INC	COM	06/12/21-00/12/21	3/30/2000	118 876 00	80 825 00	38 051 00
11 000 00	WAL MART STORES INC	COM	06/12/21-00/12/21	5/10/2000	817 381 89	378 038 18	439 343 71
2 500 00	WALGREEN CO	COM	06/12/21-00/12/21	4/14/2000	86 337 78	75 320 25	11 017 53
8 000 00	WALGREEN CO	COM	06/12/21-00/12/21	5/2/2000	172 134 25	180 720 80	(8 586 55)
6 300 00	WALGREEN CO	COM	06/12/21-00/12/21	5/10/2000	178 360 89	189 378 00	(11 017 11)
7 700 00	WALGREEN CO	COM	06/12/21-00/12/21	8/24/2000	261 874 24	226 100 10	35 774 14
6 500 00	WALGREEN CO	COM	06/12/21-00/12/21	9/28/2000	248 667 31	185 549 17	63 118 14
56 000 00	WARNER LAMBERT CO	COM	06/12/21-00/12/21	6/29/2000	4 703 290 03	4 703 290 03	0 00
4 000 00	WELLS FARGO CO NEW	COM	06/12/21-00/12/21	7/17/2000	172 810 63	177 804 96	(5 194 33)
6 400 00	WELLS FARGO CO NEW	COM	06/12/21-00/12/21	7/20/2000	272 708 81	278 018 26	(5 309 45)
300 00	YAHOO INC	COM	06/12/21-00/12/21	1/4/2000	144 520 18	81 278 44	63 241 74
300 00	YAHOO INC	COM	06/12/21-00/12/21	1/4/2000	144 121 73	81 470 85	62 650 88
1 000 00	YAHOO INC	COM	06/12/21-00/12/21	1/5/2000	417 144 89	204 254 80	212 890 09
1 000 00	YAHOO INC	COM	06/12/21-00/12/21	3/3/2000	141 565 28	160 806 10	(19 240 82)
400 00	YAHOO INC	COM	06/12/21-00/12/21	3/22/2000	198 689 17	178 873 45	20 815 72
200 00	YAHOO INC	COM	06/12/21-00/12/21	3/23/2000	79 787 34	71 469 38	8 317 96
500 00	YAHOO INC	COM	06/12/21-00/12/21	3/24/2000	39 998 86	35 734 89	4 263 97
800 00	YAHOO INC	COM	06/12/21-00/12/21	3/27/2000	100 641 74	87 027 04	13 614 70
2 300 00							

THE ROCKEFELLER FOUNDATION
EMPLOYEE ID NO 13-155629
GAIN AND LOSSES FOR TAX ON INVESTMENT INCOME
FORM 990 PF 2000 PART IV

Part	Security Name	Security Description	Date Bought	Date Sold	Proceeds	Cost	Realized
2 400 00	YAHOO INC	COM	08/12/31-00/12/31	11/10/2000	139 180 48	318 632 15	(180 451 67)
4 500 00	YAHOO INC	COM	08/12/31-00/12/31	12/11/2000	141 247 14	577 811 97	(436 564 83)
12 200 00	TYCOM LTD	COM SHS	08/12/31-00/12/31	12/11/2000	312 873 18	300 400 00	(77 526 82)
1 700 00	TYCOM LTD	COM SHS	08/12/31-00/12/31	12/12/2000	43 827 25	54 400 00	(10 572 75)
9 000 00	ALBANY INTL CORP	NEW CLASS A	08/12/31-00/12/31	1/28/2000	133 945 01	170 978 79	(37 034 78)
3 300 00	ALBANY INTL CORP	NEW CLASS A	08/12/31-00/12/31	4/3/2000	48 715 08	62 002 58	(13 287 50)
1 700 00	ALBANY INTL CORP	NEW CLASS A	08/12/31-00/12/31	4/28/2000	24 878 65	32 790 18	(7 911 53)
5 000 00	ALBANY INTL CORP	NEW CLASS A	08/12/31-00/12/31	4/28/2000	73 478 96	94 988 78	(21 511 81)
8 400 00	ALBANY INTL CORP	NEW CLASS A	08/12/31-00/12/31	5/1/2000	124 490 50	159 581 14	(35 090 54)
875 00	ALBANY INTL CORP	NEW CLASS A	08/12/31-00/12/31	5/2/2000	13 845 84	17 581 02	(3 735 18)
8 900 00	ALBANY INTL CORP	NEW CLASS A	08/12/31-00/12/31	5/3/2000	103 122 72	131 084 51	(27 961 79)
2 100 00	ALBANY INTL CORP	NEW CLASS A	08/12/31-00/12/31	7/13/2000	31 385 02	38 895 29	(7 510 27)
0 00	ALBANY INTL CORP	NEW CLASS A	08/12/31-00/12/31	8/1/2000	0 00	17 10	(17 10)
2 100 00	ANDREW CORP	COM	08/12/31-00/12/31	6/27/2000	75 975 46	34 589 78	41 405 68
14 600 00	ARGONAUT GROUP INC	COM	08/12/31-00/12/31	10/13/2000	242 16 90	357 774 40	(115 05 50)
3 000 00	BECKMAN COULTER INC	COM	08/12/31-00/12/31	10/31/2000	208 467 74	152 515 01	55 952 73
0 00	BLOCK DRUG INC	CL A	08/12/31-00/12/31	1/11/2000	2 54	7 88	(5 34)
38 300 00	CMP GROUP INC	COM	08/12/31-00/12/31	9/5/2000	1 159 350 00	708 188 74	451 161 26
3 300 00	CABOT CORP	COM	08/12/31-00/12/31	8/22/2000	125 808 33	73 504 42	52 304 91
3 300 00	CABOT CORP	COM	08/12/31-00/12/31	8/25/2000	124 485 71	73 504 42	50 981 29
10 900 00	CABOT CORP	COM	08/12/31-00/12/31	8/25/2000	407 781 06	244 522 48	163 258 58
1 700 00	CABOT CORP	COM	08/12/31-00/12/31	8/28/2000	84 063 27	86 507 16	(2 443 89)
8 000 00	CABOT CORP	COM	08/12/31-00/12/31	8/28/2000	300 974 24	181 478 51	119 495 73
3 200 00	CABOT CORP	COM	08/12/31-00/12/31	8/31/2000	117 990 87	75 204 51	42 786 36
0 52	CABOT MICROELECTRONICS CORP	COM	08/12/31-00/12/31	10/16/2000	21 85	18 48	3 37
308 00	CABOT MICROELECTRONICS CORP	COM	08/12/31-00/12/31	10/26/2000	12 542 85	11 010 11	1 532 74
8 700 00	CENTRAL VT PUBLIC SERVICE	COM	08/12/31-00/12/31	8/28/2000	85 921 36	92 714 81	(6 793 45)
3 800 00	CONSOLIDATED PAPERS INC	COM	08/12/31-00/12/31	8/14/2000	130 281 57	90 152 50	40 109 07
1 400 00	CONSOLIDATED PAPERS INC	COM	08/12/31-00/12/31	8/18/2000	53 982 38	35 805 06	18 177 32
2 100 00	CONSOLIDATED PAPERS INC	COM	08/12/31-00/12/31	8/17/2000	80 747 48	51 888 07	28 859 41
4 400 00	CONSOLIDATED PAPERS INC	COM	08/12/31-00/12/31	8/18/2000	189 824 24	109 098 10	80 726 14
1 800 00	CONSOLIDATED PAPERS INC	COM	08/12/31-00/12/31	8/18/2000	69 405 87	44 408 90	24 996 97
900 00	CONSOLIDATED PAPERS INC	COM	08/12/31-00/12/31	8/18/2000	34 702 84	22 216 50	12 486 34
1 800 00	CONSOLIDATED PAPERS INC	COM	08/12/31-00/12/31	8/21/2000	88 830 60	44 822 15	44 008 45
4 100 00	CONSOLIDATED PAPERS INC	COM	08/12/31-00/12/31	8/23/2000	157 066 70	102 322 71	54 743 99
12 250 00	CONSOLIDATED PAPERS INC	COM	08/12/31-00/12/31	8/23/2000	474 148 92	309 801 48	164 347 44
23 000 00	CORDANT TECHNOLOGIES INC	COM	08/12/31-00/12/31	5/18/2000	1 311 000 00	677 958 45	633 041 55
1 900 00	DALLAS SEMICONDUCTOR CORP	COM	08/12/31-00/12/31	11/27/2000	66 083 82	26 338 18	39 745 64
1 900 00	DALLAS SEMICONDUCTOR CORP	COM	08/12/31-00/12/31	11/28/2000	59 074 30	26 338 19	32 736 11
1 900 00	DALLAS SEMICONDUCTOR CORP	COM	08/12/31-00/12/31	11/29/2000	60 205 58	26 338 18	33 867 40
1 600 00	DALLAS SEMICONDUCTOR CORP	COM	08/12/31-00/12/31	11/30/2000	51 236 11	24 951 97	26 284 14
1 000 00	DALLAS SEMICONDUCTOR CORP	COM	08/12/31-00/12/31	12/4/2000	46 138 84	22 178 52	23 951 32
1 000 00	DALLAS SEMICONDUCTOR CORP	COM	08/12/31-00/12/31	12/4/2000	128 835 53	18 862 20	14 973 33
3 700 00	DALLAS SEMICONDUCTOR CORP	COM	08/12/31-00/12/31	12/5/2000	111 925 90	51 290 15	60 635 75
10 100 00	DALLAS SEMICONDUCTOR CORP	COM	08/12/31-00/12/31	12/5/2000	308 843 19	140 008 25	168 834 94
500 00	DALLAS SEMICONDUCTOR CORP	COM	08/12/31-00/12/31	12/5/2000	15 125 12	8 931 10	6 194 02
2 200 00	DALLAS SEMICONDUCTOR CORP	COM	08/12/31-00/12/31	12/8/2000	68 425 14	30 498 85	37 926 29
17 400 00	ENHANCE FINL SVCS GROUP INC	COM	08/12/31-00/12/31	3/1/2000	198 819 38	448 156 13	(249 336 75)
4 800 00	ENHANCE FINL SVCS GROUP INC	COM	08/12/31-00/12/31	3/3/2000	59 058 58	123 829 28	(64 770 70)
2 000 00	ENHANCE FINL SVCS GROUP INC	COM	08/12/31-00/12/31	3/6/2000	24 892 81	51 512 20	(26 619 39)
3 100 00	ENHANCE FINL SVCS GROUP INC	COM	08/12/31-00/12/31	3/9/2000	36 749 39	79 843 91	(43 094 52)
19 600 00	EVEREST REINSURANCE HLDGS	COM	08/12/31-00/12/31	2/7/4/2000	716 616 41	716 616 41	0 00
2 500 00	EAAR CORP	COM	08/12/31-00/12/31	1/10/2000	150 608 72	41 718 75	108 889 97
3 200 00	EAAR CORP	COM	08/12/31-00/12/31	1/14/2000	204 783 17	53 400 00	151 383 17
2 200 00	EAAR CORP	COM	08/12/31-00/12/31	2/1/2000	135 666 83	36 712 50	98 954 33
1 000 00	EAAR CORP	COM	08/12/31-00/12/31	2/14/2000	82 782 84	16 887 50	65 895 34
1 300 00	EAAR CORP	COM	08/12/31-00/12/31	2/16/2000	66 755 37	14 462 50	52 292 87
1 600 00	EAAR CORP	COM	08/12/31-00/12/31	2/23/2000	79 597 34	17 800 00	61 797 34
3 200 00	EAAR CORP	COM	08/12/31-00/12/31	2/24/2000	182 198 11	35 600 00	146 598 11
5 750 00	EAAR CORP	COM	08/12/31-00/12/31	2/25/2000	314 782 33	83 988 79	230 793 54
3 200 00	GENERAL SEMICONDUCTOR INC	COM	08/12/31-00/12/31	1/11/2000	43 027 12	25 753 87	17 273 25
6 800 00	GENERAL SEMICONDUCTOR INC	COM	08/12/31-00/12/31	1/12/2000	89 308 06	54 726 87	34 581 19
1 400 00	GENERAL SEMICONDUCTOR INC	COM	08/12/31-00/12/31	4/19/2000	25 121 32	11 267 30	13 854 02
2 800 00	GENERAL SEMICONDUCTOR INC	COM	08/12/31-00/12/31	4/20/2000	53 208 69	22 534 58	30 674 10
3 800 00	GENERAL SEMICONDUCTOR INC	COM	08/12/31-00/12/31	4/26/2000	68 695 01	30 548 85	38 146 16
5 500 00	GENERAL SEMICONDUCTOR INC	COM	08/12/31-00/12/31	5/15/2000	98 578 27	44 037 37	54 540 90
1 300 00	GENERAL SEMICONDUCTOR INC	COM	08/12/31-00/12/31	5/16/2000	23 002 08	10 429 71	12 572 37
1 700 00	GENERAL SEMICONDUCTOR INC	COM	08/12/31-00/12/31	5/18/2000	30 138 88	13 638 86	16 500 02
2 100 00	GENERAL SEMICONDUCTOR INC	COM	08/12/31-00/12/31	6/2/2000	38 107 74	16 878 25	21 229 49
1 000 00	GENERAL SEMICONDUCTOR INC	COM	08/12/31-00/12/31	6/5/2000	17 194 18	8 048 07	9 146 09
3 400 00	GENERAL SEMICONDUCTOR INC	COM	08/12/31-00/12/31	6/6/2000	58 542 39	27 383 43	31 158 96
2 500 00	GENERAL SEMICONDUCTOR INC	COM	08/12/31-00/12/31	6/8/2000	42 985 40	20 120 18	22 865 22
2 500 00	HARMAN INTL INDS INC NEW	COM	08/12/31-00/12/31	12/18/2000	85 028 07	43 855 38	41 172 68
6 000 00	HARMAN INTL INDS INC NEW	COM	08/12/31-00/12/31	12/27/2000	204 072 77	105 252 84	98 819 93
3 300 00	HUSSMANN INTL INC	COM	08/12/31-00/12/31	1/14/2000	48 028 92	43 483 24	2 545 68
18 000 00	HUSSMANN INTL INC	COM	08/12/31-00/12/31	1/14/2000	223 131 73	226 351 03	(3 219 30)
2 000 00	HUSSMANN INTL INC	COM	08/12/31-00/12/31	2/2/2000	28 141 29	78 003 22	(49 861 93)
13 200 00	HUSSMANN INTL INC	COM	08/12/31-00/12/31	2/2/2000	186 557 52	188 781 24	(2 223 72)
3 400 00	HUSSMANN INTL INC	COM	08/12/31-00/12/31	2/7/2000	47 827 88	48 825 47	(997 59)
2 800 00	HUSSMANN INTL INC	COM	08/12/31-00/12/31	2/8/2000	38 908 58	37 184 18	(1 724 40)
2 600 00	IDACORP INC	COM	08/12/31-00/12/31	12/7/2000	127 791 71	79 317 44	48 474 27
2 800 00	IDACORP INC	COM	08/12/31-00/12/31	12/12/2000	135 613 47	85 418 78	50 194 68
800 00	IDACORP INC	COM	08/12/31-00/12/31	12/18/2000	28 310 05	18 304 03	10 006 02
4 200 00	IDACORP INC	COM	08/12/31-00/12/31	12/18/2000	198 170 38	128 128 18	70 042 20
1 800 00	IDACORP INC	COM	08/12/31-00/12/31	12/18/2000	84 988 88	54 912 08	30 076 80
7 600 00	KAISER ALUM CORP	COM	08/12/31-00/12/31	3/23/2000	33 405 43	47 817 88	(14 412 45)
5 600 00	KAISER ALUM CORP	COM	08/12/31-00/12/31	3/24/2000	23 572 87	35 307 92	(11 735 05)
3 600 00	KAISER ALUM CORP	COM	08/12/31-00/12/31	3/27/2000	15 988 08	22 697 95	(6 709 87)
2 800 00	KAISER ALUM CORP	COM	08/12/31-00/12/31	3/28/2000	12 062 68	17 653 98	(5 591 30)
10 400 00	KAISER ALUM CORP	COM	08/12/31-00/12/31	3/29/2000	48 283 36	65 571 84	(17 288 48)
17 200 00	KAISER ALUM CORP	COM	08/12/31-00/12/31	4/3/2000	77 883 10	108 305 44	(30 422 34)
5 800 00	KAISER ALUM CORP	COM	08/12/31-00/12/31	4/4/2000	27 564 80	36 423 60	(8 858 80)
3 900 00	KAISER ALUM CORP	COM	08/12/31-00/12/31	4/5/2000	18 494 51	24 481 73	(5 987 22)
1 850 00	KAISER ALUM CORP	COM	08/12/31-00/12/31	4/8/2000	9 143 84	11 817 87	(2 674 03)
1 200 00	KAISER ALUM CORP	COM	08/12/31-00/12/31	4/7/2000	5 865 13	7 535 02	(1 669 89)
2 300 00	KAISER ALUM CORP	COM	08/12/31-00/12/31	4/12/2000	10 841 04	14 443 84	(3 602 80)
1 700 00	KAISER ALUM CORP	COM	08/12/31-00/12/31	4/18/2000	7 140 75	10 875 88	(3 735 13)
2 500 00	KAISER ALUM CORP	COM	08/12/31-00/12/31	4/19/2000	10 501 11	15 899 83	(5 398 72)
3 400 00	KAISER ALUM CORP	COM	08/12/31-00/12/31	4/20/2000	14 281 51	21 351 77	(7 070 26)
3 500 00	KAISER ALUM CORP	COM	08/12/31-00/12/31	4/26/2000	15 794 77	21 878 78	(6 084 01)
1 300 00	KAISER ALUM CORP	COM	08/12/31-00/12/31	4/28/2000	5 808 83	8 183 91	(2 375 08)
1 700 00	KAISER ALUM CORP	COM	08/12/31-00/12/31	5/1/2000	7 565 55	10 875 88	(3 310 33)
30 850 00	KAISER ALUM CORP	COM	08/12/31-00/12/31	5/11/2000	136 402 46	182 478 90	(48 076 44)
1 000 00	KAMAH CORP	CL A	08/12/31-00/12/31	1/18/2000	10 437 15	13 937 50	(3 500 35)
1 000 00	KAMAH CORP	CL A	08/12/31-00/12/31	1/21/2000	10 437 15	13 937 50	(3 500 35)
1 000 00	KAMAH CORP	CL A	08/12/31-00/12/31	2/15/2000	10 249 65	13 937 50	(3 687 85)
9 500 00	KAMAH CORP	CL A	08/12/31-00/12/31	3/22/2000	87 371 75	134 156 25	(46 784

THE ROCKEFELLER FOUNDATION
EMPLOYEE ID NO 13-165629
GAIN AND LOSSES FOR TAX ON INVESTMENT INCOME
FORM 990 PF 2000 PART IV

Par	Security Name	Security Description	Date Bought	Date Sold	Proceeds	Cost	Realized
2 200 00	KAMAN CORP	CL A	05/12/2001-05/12/2001	4/26/2000	23 374 22	31 050 80	(7 676 58)
1 000 00	KAMAN CORP	CL A	05/12/2001-05/12/2001	4/27/2000	20 186 82	20 186 80	(6 629 78)
1 000 00	KAMAN CORP	CL A	05/12/2001-05/12/2001	5/1/2000	10 308 15	11 114 00	(3 715 85)
2 400 00	KAMAN CORP	CL A	05/12/2001-05/12/2001	5/1/2000	24 955 56	33 873 80	(8 918 04)
1 200 00	KAMAN CORP	CL A	05/12/2001-05/12/2001	5/8/2000	12 209 50	16 936 80	(4 637 21)
1 800 00	KAMAN CORP	CL A	05/12/2001-05/12/2001	5/8/2000	18 448 38	25 405 20	(5 955 82)
4 700 00	KAMAN CORP	CL A	05/12/2001-05/12/2001	5/8/2000	43 048 56	59 278 80	(15 230 24)
2 800 00	KAMAN CORP	CL A	05/12/2001-05/12/2001	5/23/2000	28 609 04	38 519 20	(10 620 16)
2 300 00	KAMAN CORP	CL A	05/12/2001-05/12/2001	5/25/2000	23 574 21	32 462 20	(8 887 99)
1 000 00	KAMAN CORP	CL A	05/12/2001-05/12/2001	6/2/2000	10 248 65	14 114 00	(3 864 35)
1 500 00	KAMAN CORP	CL A	05/12/2001-05/12/2001	6/12/2000	15 374 48	21 171 00	(5 796 52)
1 500 00	KAMAN CORP	CL A	05/12/2001-05/12/2001	6/13/2000	15 374 48	21 185 78	(5 811 22)
1 500 00	KAMAN CORP	CL A	05/12/2001-05/12/2001	6/14/2000	15 374 48	21 281 25	(5 906 77)
1 500 00	KAMAN CORP	CL A	05/12/2001-05/12/2001	6/15/2000	15 374 48	21 281 25	(5 906 77)
1 300 00	KAMAN CORP	CL A	05/12/2001-05/12/2001	6/18/2000	13 324 55	18 443 75	(5 119 20)
35 000 00	MARK IV INDS INC	COM	05/12/2001-05/12/2001	6/15/2000	805 000 00	871 522 11	133 477 89
1 300 00	PHOENIX TECHNOLOGY LTD	COM RTS CALLABLE THRU 10/31/99	05/12/2001-05/12/2001	2/1/2000	26 129 12	11 153 87	14 975 25
4 150 00	PHOENIX TECHNOLOGY LTD	COM RTS CALLABLE THRU 10/31/99	05/12/2001-05/12/2001	2/2/2000	83 200 87	37 022 85	46 208 02
550 00	PHOENIX TECHNOLOGY LTD	COM RTS CALLABLE THRU 10/31/99	05/12/2001-05/12/2001	2/3/2000	11 216 32	5 153 45	6 062 87
4 000 00	RUSS BERRIE CO INC	COM	05/12/2001-05/12/2001	7/26/2000	76 772 78	83 586 36	(6 813 58)
3 500 00	RUSS BERRIE CO INC	COM	05/12/2001-05/12/2001	7/31/2000	67 178 18	73 138 07	(5 959 89)
1 000 00	RUSS BERRIE CO INC	COM	05/12/2001-05/12/2001	8/4/2000	29 943 84	20 856 59	47 334
1 000 00	RUSS BERRIE CO INC	COM	05/12/2001-05/12/2001	8/15/2000	18 568 01	20 696 58	(1 328 58)
1 500 00	RUSS BERRIE CO INC	COM	05/12/2001-05/12/2001	8/15/2000	29 352 01	31 344 89	(1 992 88)
2 800 00	RUSSELL CORP	COM	05/12/2001-05/12/2001	8/22/2000	52 516 54	88 881 23	(36 374 69)
1 000 00	RUSSELL CORP	COM	05/12/2001-05/12/2001	8/23/2000	18 778 70	31 746 87	(12 970 17)
10 100 00	SCHWEITZER MAUDUIT INTL INC	COM	05/12/2001-05/12/2001	8/21/2000	140 820 60	251 200 71	(1 080 11)
43 200 00	SCHWEITZER MAUDUIT INTL INC	COM	05/12/2001-05/12/2001	8/22/2000	588 562 38	854 814 88	(765 252 50)
37 500 00	SCIENTIFIC GAMES HLDGS CORP	COM	05/12/2001-05/12/2001	9/7/2000	975 000 00	737 682 57	23 317 43
3 800 00	SILICON VY GROUP INC	COM	05/12/2001-05/12/2001	10/11/2000	117 021 65	60 514 08	56 507 56
2 700 00	SILICON VY GROUP INC	COM	05/12/2001-05/12/2001	10/12/2000	68 518 47	36 072 74	32 445 73
4 000 00	SILICON VY GROUP INC	COM	05/12/2001-05/12/2001	10/13/2000	128 545 31	65 586 80	62 958 51
8 000 00	SILICON VY GROUP INC	COM	05/12/2001-05/12/2001	10/13/2000	257 080 63	128 407 55	127 683 08
14 000 00	SILICON VY GROUP INC	COM	05/12/2001-05/12/2001	10/20/2000	433 407 35	222 271 18	211 136 18
19 500 00	SILICON VY GROUP INC	COM	05/12/2001-05/12/2001	12/1/2000	538 260 50	283 183 50	255 086 55
4 500 00	SILICON VY GROUP INC	COM	05/12/2001-05/12/2001	12/5/2000	124 904 58	61 773 75	63 130 83
18 800 00	SOLA INTL INC	COM	05/12/2001-05/12/2001	12/5/2000	101 965 30	251 208 06	(149 241 36)
2 800 00	SOLA INTL INC	COM	05/12/2001-05/12/2001	12/5/2000	18 788 64	38 781 34	(23 022 70)
4 000 00	SOLA INTL INC	COM	05/12/2001-05/12/2001	12/6/2000	24 875 18	55 714 98	(31 039 86)
14 600 00	SOLA INTL INC	COM	05/12/2001-05/12/2001	12/7/2000	80 503 83	205 660 70	(115 157 63)
4 800 00	SOLA INTL INC	COM	05/12/2001-05/12/2001	12/8/2000	29 895 46	40 261 15	(10 365 69)
4 700 00	SOLA INTL INC	COM	05/12/2001-05/12/2001	13/1/2000	29 571 15	66 466 80	(36 895 65)
2 800 00	SUPERTEK INC	COM	05/12/2001-05/12/2001	10/16/2000	106 068 40	27 358 55	8 709 11
1 000 00	SUPERTEK INC	COM	05/12/2001-05/12/2001	10/13/2000	41 831 20	12 150 00	29 681 20
4 000 00	SUPERTEK INC	COM	05/12/2001-05/12/2001	10/23/2000	132 584 78	56 784 18	81 800 60
2 300 00	TEKTRONIX INC	COM	05/12/2001-05/12/2001	10/10/2000	138 865 36	41 090 89	97 774 47
2 700 00	TEKTRONIX INC	COM	05/12/2001-05/12/2001	10/11/2000	154 022 87	47 254 52	106 768 34
2 000 00	TEKTRONIX INC	COM	05/12/2001-05/12/2001	10/12/2000	146 873 81	45 453 02	101 420 89
3 500 00	TEKTRONIX INC	COM	05/12/2001-05/12/2001	10/16/2000	138 601 34	41 372 04	98 229 30
4 300 00	TEKTRONIX INC	COM	05/12/2001-05/12/2001	10/18/2000	234 087 83	72 307 70	161 780 21
3 900 00	WHIRLPOOL CORP	COM	05/12/2001-05/12/2001	10/30/2000	300 710 48	87 959 45	212 751 01
1 000 00	WHIRLPOOL CORP	COM	05/12/2001-05/12/2001	11/8/2000	165 694 54	155 413 09	10 281 45
1 600 00	WHIRLPOOL CORP	COM	05/12/2001-05/12/2001	11/10/2000	40 486 74	37 840 21	2 646 53
1 900 00	WHIRLPOOL CORP	COM	05/12/2001-05/12/2001	11/10/2000	84 778 79	80 224 34	4 554 45
4 800 00	WHIRLPOOL CORP	COM	05/12/2001-05/12/2001	11/13/2000	78 363 58	71 516 40	6 847 18
700 00	WHIRLPOOL CORP	COM	05/12/2001-05/12/2001	11/13/2000	102 818 51	180 672 09	(77 853 58)
2 800 00	WHIRLPOOL CORP	COM	05/12/2001-05/12/2001	11/21/2000	27 137 34	26 348 15	789 19
1 000 00	WHIRLPOOL CORP	COM	05/12/2001-05/12/2001	11/21/2000	112 426 12	108 952 06	3 474 06
800 00	WHIRLPOOL CORP	COM	05/12/2001-05/12/2001	11/21/2000	38 767 62	37 583 78	1 183 83
2 700 00	WHIRLPOOL CORP	COM	05/12/2001-05/12/2001	11/24/2000	22 857 68	22 541 81	315 87
2 700 00	WHIRLPOOL CORP	COM	05/12/2001-05/12/2001	11/24/2000	103 309 49	102 485 05	824 44
1 700 00	WHIRLPOOL CORP	COM	05/12/2001-05/12/2001	11/28/2000	104 737 37	102 788 18	1 949 18
5 200 00	ESG RE LTD	DESC SHS	05/12/2001-05/12/2001	11/28/2000	65 423 25	64 774 78	650 46
13 200 00	ESG RE LTD	DESC SHS	05/12/2001-05/12/2001	3/1/2000	27 624 07	89 700 00	(62 075 93)
13 200 00	ESG RE LTD	DESC SHS	05/12/2001-05/12/2001	3/1/2000	42 888 57	227 700 00	(184 801 43)
7 800 00	ESG RE LTD	DESC SHS	05/12/2001-05/12/2001	3/2/2000	52 788 24	227 700 00	(174 901 6)
7 800 00	ESG RE LTD	DESC SHS	05/12/2001-05/12/2001	3/2/2000	30 711 47	134 550 00	(103 838 53)
1 000 00	EVEREST REINSURANCE GROUP LTD	SHS	05/12/2001-05/12/2001	4/25/2000	29 888 11	36 562 08	(6 673 95)
1 600 00	EVEREST REINSURANCE GROUP LTD	SHS	05/12/2001-05/12/2001	5/1/2000	47 580 98	58 498 30	(10 918 34)
2 000 00	EVEREST REINSURANCE GROUP LTD	SHS	05/12/2001-05/12/2001	5/4/2000	60 300 78	73 124 12	(12 783 36)
3 400 00	EVEREST REINSURANCE GROUP LTD	SHS	05/12/2001-05/12/2001	5/17/2000	117 831 38	124 311 01	(6 479 62)
2 800 00	EVEREST REINSURANCE GROUP LTD	SHS	05/12/2001-05/12/2001	5/18/2000	88 533 14	95 081 30	(5 528 22)
2 200 00	EVEREST REINSURANCE GROUP LTD	SHS	05/12/2001-05/12/2001	5/19/2000	74 059 34	80 436 54	(5 777 20)
4 500 00	EVEREST REINSURANCE GROUP LTD	SHS	05/12/2001-05/12/2001	5/22/2000	134 981 21	164 520 28	(29 539 07)
2 300 00	EVEREST REINSURANCE GROUP LTD	SHS	05/12/2001-05/12/2001	5/24/2000	78 277 57	84 052 74	(5 775 17)
1 300 00	FRESH DEL MONTE PRODUCE	COM	05/12/2001-05/12/2001	7/7/2000	4 481 81	20 869 49	(12 387 68)
3 200 00	FRESH DEL MONTE PRODUCE	COM	05/12/2001-05/12/2001	7/13/2000	19 452 27	51 371 06	(31 918 79)
1 200 00	FRESH DEL MONTE PRODUCE	COM	05/12/2001-05/12/2001	7/17/2000	7 271 89	19 264 15	(11 992 25)
8 800 00	FRESH DEL MONTE PRODUCE	COM	05/12/2001-05/12/2001	7/18/2000	51 880 87	138 152 72	(86 271 35)
1 000 00	FRESH DEL MONTE PRODUCE	COM	05/12/2001-05/12/2001	7/24/2000	6 090 73	16 115 12	(10 024 39)
1 500 00	FRESH DEL MONTE PRODUCE	COM	05/12/2001-05/12/2001	8/1/2000	8 122 00	24 172 68	(15 050 68)
2 000 00	FRESH DEL MONTE PRODUCE	COM	05/12/2001-05/12/2001	8/2/2000	12 150 08	32 230 24	(20 080 16)
4 000 00	FRESH DEL MONTE PRODUCE	COM	05/12/2001-05/12/2001	8/3/2000	24 298 15	64 460 48	(40 162 34)
2 600 00	FRESH DEL MONTE PRODUCE	COM	05/12/2001-05/12/2001	8/11/2000	14 981 68	41 896 32	(26 914 64)
3 800 00	FRESH DEL MONTE PRODUCE	COM	05/12/2001-05/12/2001	8/17/2000	23 037 37	62 848 87	(39 811 50)
1 800 00	FRESH DEL MONTE PRODUCE	COM	05/12/2001-05/12/2001	8/22/2000	11 422 93	30 618 73	(19 195 80)
1 000 00	FRESH DEL MONTE PRODUCE	COM	05/12/2001-05/12/2001	10/5/2000	4 950 08	16 115 12	(11 165 04)
18 800 00	FRESH DEL MONTE PRODUCE	COM	05/12/2001-05/12/2001	10/6/2000	86 363 83	290 143 70	(203 779 87)
1 500 00	FRESH DEL MONTE PRODUCE	COM	05/12/2001-05/12/2001	10/17/2000	6 113 26	21 827 45	(15 714 19)
300 00	FRESH DEL MONTE PRODUCE	COM	05/12/2001-05/12/2001	10/26/2000	1 185 17	4 355 49	(3 180 32)
0 00	DIXONS GROUP (NEW)	ORD GBP0 25	05/12/2001-05/12/2001	3/8/2000	7 134 75	7 380 85	(225 90)
1 500 00	BQC GROUP	ORD GBP0 25	05/12/2001-05/12/2001	11/12/2000	33 917 68	21 038 29	11 879 39
4 800 00	BQC GROUP	ORD GBP0 25	05/12/2001-05/12/2001	5/24/2000	68 553 80	71 065 08	(5 111 18)
4 100 00	BQC GROUP	ORD GBP0 25	05/12/2001-05/12/2001	5/28/2000	57 835 27	58 864 87	(2 129 60)
2 000 00	BQC GROUP	ORD GBP0 25	05/12/2001-05/12/2001	5/30/2000	28 431 31	29 251 08	(818 75)
1 800 00	BQC GROUP	ORD GBP0 25	05/12/2001-05/12/2001	6/1/2000	26 310 50	28 325 95	(15 45)
1 800 00	BQC GROUP	ORD GBP0 25	05/12/2001-05/12/2001	6/2/2000	26 376 23	28 325 95	(250 28)
1 800 00	BQC GROUP	ORD GBP0 25	05/12/2001-05/12/2001	6/6/2000	28 754 38	28 325 95	428 43
300 00	BQC GROUP	ORD GBP0 25	05/12/2001-05/12/2001	6/8/2000	4 307 85	4 387 88	(80 03)
2 800 00	BQC GROUP	ORD GBP0 25	05/12/2001-05/12/2001	6/21/2000	36 882 81	38 026 36	(1 033 57)
3 100 00	BQC GROUP	ORD GBP0 25	05/12/2001-05/12/2001	6/28/2000	44 724 78	45 239 14	(514 36)
1 000 00	BQC GROUP	ORD GBP0 25	05/12/2001-05/12/2001	7/12/2000	14 709 81	14 825 53	(115 72)
4 300 00	BQC GROUP	ORD GBP0 25	05/12/2001-05/12/2001	8/8/2000	84 145 60	67 889 78	16 255 82
2 800 00	BQC GROUP	ORD GBP0 25	05/12/2001-05/12/2001	8/11/2000	41 622 68	40 951 48	671 38

THE ROCKEFELLER FOUNDATION
EMPLOYEE ID NO 13 165629
GAIN AND LOSSES FOR TAX ON INVESTMENT INCOME
FORM 990 PF 2000 PART IV

Part	Security Name	Security Description	Date Bought	Date Sold	Proceeds	Cost	Realized
8 000 00	BRITISH AIRWAYS	ORD GBP0 25	09/12/21-00/12/21	12/20/2000	47 273 17	38 210 05	9 063 12
1 794 00	SYNGENTA	CHF 10/ASTRAZENECA TEMP	09/12/21-00/12/21	1/13/2000	56 286 45	56 286 45	0 00
19 000 00	CABLE WIRELESS	ORD GBP0 25	09/12/21-00/12/21	3/3/2000	448 284 47	320 181 85	128 092 62
7 500 00	CABLE WIRELESS	ORD GBP0 25	09/12/21-00/12/21	8/16/2000	130 599 34	120 391 44	4 207 90
1 800 00	CABLE WIRELESS	ORD GBP0 25	09/12/21-00/12/21	8/18/2000	27 140 15	26 063 51	1 076 64
15 800 00	CABLE WIRELESS	ORD GBP0 25	09/12/21-00/12/21	8/25/2000	268 048 87	262 894 18	5 154 69
4 300 00	CABLE WIRELESS	ORD GBP0 25	09/12/21-00/12/21	8/26/2000	74 041 20	72 484 43	1 556 77
8 400 00	REUTERS GROUP	ORD GBP0 25	09/12/21-00/12/21	1/18/2000	104 178 86	59 043 31	45 135 55
3 800 00	REUTERS GROUP	ORD GBP0 25	09/12/21-00/12/21	1/29/2000	58 961 13	33 211 86	25 749 27
100 00	REUTERS GROUP	ORD GBP0 25	09/12/21-00/12/21	1/24/2000	1 838 78	922 55	716 23
4 800 00	REUTERS GROUP	ORD GBP0 25	09/12/21-00/12/21	1/25/2000	78 305 83	42 437 38	35 868 45
2 400 00	REUTERS GROUP	ORD GBP0 25	09/12/21-00/12/21	1/26/2000	38 103 94	22 141 24	16 962 70
4 900 00	REUTERS GROUP	ORD GBP0 25	09/12/21-00/12/21	2/3/2000	78 886 88	45 705 04	34 681 84
900 00	REUTERS GROUP	ORD GBP0 25	09/12/21-00/12/21	2/3/2000	14 870 42	8 302 87	6 567 55
2 100 00	REUTERS GROUP	ORD GBP0 25	09/12/21-00/12/21	2/4/2000	34 058 85	19 373 58	14 685 26
4 000 00	REUTERS GROUP	ORD GBP0 25	09/12/21-00/12/21	2/7/2000	84 178 48	36 002 07	27 277 42
3 000 00	REUTERS GROUP	ORD GBP0 25	09/12/21-00/12/21	2/8/2000	50 816 05	27 876 53	23 139 50
5 100 00	REUTERS GROUP	ORD GBP0 25	09/12/21-00/12/21	3/8/2000	122 364 66	47 050 14	75 314 52
3 700 00	REUTERS GROUP	ORD GBP0 25	09/12/21-00/12/21	8/17/2000	73 852 26	34 134 42	39 517 84
1 700 00	REUTERS GROUP	ORD GBP0 25	09/12/21-00/12/21	8/18/2000	33 411 13	15 683 38	17 727 75
2 800 00	REUTERS GROUP	ORD GBP0 25	09/12/21-00/12/21	8/30/2000	50 324 51	23 986 35	26 338 16
1 000 00	REUTERS GROUP	ORD GBP0 25	09/12/21-00/12/21	8/8/2000	20 581 39	8 225 52	11 355 87
3 300 00	REUTERS GROUP	ORD GBP0 25	09/12/21-00/12/21	11/2/2000	64 492 73	30 444 21	34 048 52
700 00	REUTERS GROUP	ORD GBP0 25	09/12/21-00/12/21	11/8/2000	13 503 33	6 457 86	7 045 47
7 600 00	KINGFISHER	ORD GBP0 125	09/12/21-00/12/21	11/4/2000	69 249 90	113 838 72	(44 588 82)
3 800 00	BAE SYSTEMS	ORD GBP0 025	09/12/21-00/12/21	7/7/2000	23 147 05	18 196 78	4 950 27
4 700 00	BAE SYSTEMS	ORD GBP0 025	09/12/21-00/12/21	7/12/2000	30 543 07	23 756 80	6 786 27
6 100 00	BAE SYSTEMS	ORD GBP0 025	09/12/21-00/12/21	7/14/2000	40 260 01	30 833 42	9 426 59
5 000 00	BAE SYSTEMS	ORD GBP0 025	09/12/21-00/12/21	7/21/2000	32 875 40	25 299 76	7 575 64
3 100 00	BAE SYSTEMS	ORD GBP0 025	09/12/21-00/12/21	7/25/2000	20 527 18	15 710 47	4 816 71
4 000 00	BAE SYSTEMS	ORD GBP0 025	09/12/21-00/12/21	7/26/2000	26 737 32	20 271 57	6 465 75
3 300 00	BAE SYSTEMS	ORD GBP0 025	09/12/21-00/12/21	7/28/2000	22 126 52	18 757 41	3 369 11
2 700 00	BAE SYSTEMS	ORD GBP0 025	09/12/21-00/12/21	8/2/2000	14 859 45	11 332 82	3 526 63
2 600 00	BAE SYSTEMS	ORD GBP0 025	09/12/21-00/12/21	8/11/2000	16 941 16	13 393 44	3 547 72
15 500 00	BAE SYSTEMS	ORD GBP0 025	09/12/21-00/12/21	8/25/2000	86 684 18	79 880 28	6 803 90
17 700 00	BAE SYSTEMS	ORD GBP0 025	09/12/21-00/12/21	10/27/2000	117 919 01	89 580 61	28 338 40
11 300 00	BAE SYSTEMS	ORD GBP0 025	09/12/21-00/12/21	10/31/2000	64 482 81	54 217 27	10 265 54
18 500 00	BAE SYSTEMS	ORD GBP0 025	09/12/21-00/12/21	11/2/2000	105 498 26	81 780 82	23 717 44
18 600 00	BAE SYSTEMS	ORD GBP0 025	09/12/21-00/12/21	12/8/2000	104 323 71	90 783 53	13 540 18
3 800 00	BAE SYSTEMS	ORD GBP0 025	09/12/21-00/12/21	12/15/2000	20 700 68	17 506 78	3 193 89
15 000 00	ENTERPRISE OIL	ORD GBP0 25	09/12/21-00/12/21	8/23/2000	121 633 41	87 513 85	34 119 56
6 700 00	ENTERPRISE OIL	ORD GBP0 25	09/12/21-00/12/21	8/18/2000	54 760 35	45 740 08	9 020 27
3 300 00	ENTERPRISE OIL	ORD GBP0 25	09/12/21-00/12/21	8/24/2000	26 840 82	22 788 38	4 052 44
2 500 00	ENTERPRISE OIL	ORD GBP0 25	09/12/21-00/12/21	8/18/2000	20 919 87	17 389 88	3 529 99
4 000 00	ENTERPRISE OIL	ORD GBP0 25	09/12/21-00/12/21	8/26/2000	33 405 87	27 823 86	5 581 91
15 200 00	ENTERPRISE OIL	ORD GBP0 25	09/12/21-00/12/21	8/22/2000	124 369 68	83 658 17	40 711 51
20 400 00	ENTERPRISE OIL	ORD GBP0 25	09/12/21-00/12/21	10/13/2000	178 132 39	129 242 06	48 890 33
2 700 00	ENTERPRISE OIL	ORD GBP0 25	09/12/21-00/12/21	10/18/2000	27 060 43	17 784 55	9 275 88
29 300 00	GKN	8 SHS ORD GBP0 117	09/12/21-00/12/21	5/30/2000	5 122 27	0 00	5 122 27
1 200 00	COLT TELECOM GROUP	ORD GBP0 025	09/12/21-00/12/21	3/15/2000	69 624 34	36 436 53	33 187 81
1 200 00	COLT TELECOM GROUP	ORD GBP0 025	09/12/21-00/12/21	3/29/2000	65 309 33	36 436 53	28 872 80
1 000 00	COLT TELECOM GROUP	ORD GBP0 025	09/12/21-00/12/21	3/24/2000	51 411 43	30 363 78	21 047 65
800 00	COLT TELECOM GROUP	ORD GBP0 025	09/12/21-00/12/21	3/31/2000	31 315 86	18 218 27	13 097 59
2 100 00	COLT TELECOM GROUP	ORD GBP0 025	09/12/21-00/12/21	4/10/2000	103 139 4	63 763 83	39 375 51
1 800 00	COLT TELECOM GROUP	ORD GBP0 025	09/12/21-00/12/21	4/20/2000	68 375 36	48 587 04	19 788 32
1 000 00	COLT TELECOM GROUP	ORD GBP0 025	09/12/21-00/12/21	4/28/2000	46 051 65	33 400 18	12 651 45
800 00	COLT TELECOM GROUP	ORD GBP0 025	09/12/21-00/12/21	5/2/2000	40 195 65	27 327 40	12 868 25
800 00	COLT TELECOM GROUP	ORD GBP0 025	09/12/21-00/12/21	5/4/2000	26 075 52	18 218 27	7 857 25
1 000 00	COLT TELECOM GROUP	ORD GBP0 025	09/12/21-00/12/21	6/5/2000	41 835 35	30 363 78	11 471 57
300 00	COLT TELECOM GROUP	ORD GBP0 025	09/12/21-00/12/21	6/9/2000	12 011 77	9 109 13	2 902 64
700 00	COLT TELECOM GROUP	ORD GBP0 025	09/12/21-00/12/21	8/15/2000	27 533 19	21 254 84	6 278 35
400 00	COLT TELECOM GROUP	ORD GBP0 025	09/12/21-00/12/21	8/16/2000	18 230 78	12 145 51	6 085 27
800 00	COLT TELECOM GROUP	ORD GBP0 025	09/12/21-00/12/21	8/21/2000	32 049 31	24 291 02	7 758 29
1 000 00	COLT TELECOM GROUP	ORD GBP0 025	09/12/21-00/12/21	8/25/2000	26 978 01	30 363 78	(3 385 77)
500 00	COLT TELECOM GROUP	ORD GBP0 025	09/12/21-00/12/21	8/30/2000	13 369 51	15 181 88	(1 792 38)
2 800 00	SOUTH AFRICAN BREW	ORD USD0 10	09/12/21-00/12/21	5/12/2000	18 212 12	28 406 83	(10 194 71)
1 300 00	SOUTH AFRICAN BREW	ORD USD0 10	09/12/21-00/12/21	5/17/2000	8 651 78	12 260 38	(3 608 60)
8 100 00	SOUTH AFRICAN BREW	ORD USD0 10	09/12/21-00/12/21	5/18/2000	54 605 68	76 381 48	(21 775 80)
13 800 00	SOUTH AFRICAN BREW	ORD USD0 10	09/12/21-00/12/21	6/8/2000	87 773 93	131 091 55	(43 317 62)
10 800 00	SOUTH AFRICAN BREW	ORD USD0 10	09/12/21-00/12/21	6/7/2000	68 382 38	101 953 85	(32 571 56)
18 800 00	SOUTH AFRICAN BREW	ORD USD0 10	09/12/21-00/12/21	6/28/2000	127 058 82	154 509 34	(27 446 52)
8 800 00	SOUTH AFRICAN BREW	ORD USD0 10	09/12/21-00/12/21	6/30/2000	50 340 48	67 333 92	(17 993 44)
3 900 00	SOUTH AFRICAN BREW	ORD USD0 10	09/12/21-00/12/21	7/5/2000	28 400 12	35 750 33	(7 350 21)
1 300 00	SOUTH AFRICAN BREW	ORD USD0 10	09/12/21-00/12/21	7/8/2000	9 420 41	11 818 78	(2 398 37)
3 200 00	SOUTH AFRICAN BREW	ORD USD0 10	09/12/21-00/12/21	7/13/2000	22 783 16	29 333 61	(6 550 45)
2 400 00	SOUTH AFRICAN BREW	ORD USD0 10	09/12/21-00/12/21	7/21/2000	10 571 32	22 000 21	(11 428 89)
2 100 00	SOUTH AFRICAN BREW	ORD USD0 10	09/12/21-00/12/21	7/28/2000	14 683 52	18 250 18	(3 566 66)
1 400 00	SOUTH AFRICAN BREW	ORD USD0 10	09/12/21-00/12/21	7/31/2000	9 748 18	12 833 45	(3 085 27)
17 000 00	LAPORTE	ORD GBP0 50	09/12/21-00/12/21	12/15/2000	174 058 31	147 058 30	27 000 01
8 800 00	CADBURY SCHWEPPE	ORD GBP0 125	09/12/21-00/12/21	8/23/2000	58 110 62	67 762 83	(9 652 21)
5 400 00	CADBURY SCHWEPPE	ORD GBP0 125	09/12/21-00/12/21	8/28/2000	33 935 77	41 126 08	(7 190 31)
800 00	CADBURY SCHWEPPE	ORD GBP0 125	09/12/21-00/12/21	8/26/2000	5 017 63	6 082 84	(1 065 21)
6 300 00	CADBURY SCHWEPPE	ORD GBP0 125	09/12/21-00/12/21	8/28/2000	39 320 25	47 081 10	(7 760 85)
5 000 00	CADBURY SCHWEPPE	ORD GBP0 125	09/12/21-00/12/21	8/29/2000	35 634 08	42 849 87	(7 215 79)
21 000 00	CADBURY SCHWEPPE	ORD GBP0 125	09/12/21-00/12/21	9/22/2000	119 164 22	159 837 00	(40 672 78)
25 800 00	CADBURY SCHWEPPE	ORD GBP0 125	09/12/21-00/12/21	9/28/2000	151 821 75	188 494 03	(36 672 28)
8 500 00	CADBURY SCHWEPPE	ORD GBP0 125	09/12/21-00/12/21	10/5/2000	51 858 21	64 736 41	(12 878 20)
22 200 00	CADBURY SCHWEPPE	ORD GBP0 125	09/12/21-00/12/21	10/6/2000	131 831 74	168 878 84	(36 047 10)
3 300 00	CADBURY SCHWEPPE	ORD GBP0 125	09/12/21-00/12/21	10/10/2000	20 042 37	24 500 50	(4 458 13)
3 200 00	CADBURY SCHWEPPE	ORD GBP0 125	09/12/21-00/12/21	10/13/2000	19 852 08	23 786 79	(3 934 70)
6 000 00	CADBURY SCHWEPPE	ORD GBP0 125	09/12/21-00/12/21	10/18/2000	40 395 28	48 077 89	(8 682 61)
5 100 00	CADBURY SCHWEPPE	ORD GBP0 125	09/12/21-00/12/21	10/27/2000	31 060 71	38 226 48	(7 165 77)
1 100 00	BANK N S HALIFAX	COM	09/12/21-00/12/21	10/18/2000	28 361 80	24 419 10	3 942 70
2 800 00	BANK N S HALIFAX	COM	09/12/21-00/12/21	10/19/2000	88 145 65	57 717 88	30 427 77
100 00	BANK N S HALIFAX	COM	09/12/21-00/12/21	10/20/2000	2 532 17	2 219 82	312 35
600 00	BANK N S HALIFAX	COM	09/12/21-00/12/21	10/20/2000	15 181 42	13 319 51	1 861 91
5 300 00	BANK N S HALIFAX	COM	09/12/21-00/12/21	10/23/2000	134 542 38	117 655 67	16 886 71
100 00	BANK N S HALIFAX	COM	09/12/21-00/12/21	10/23/2000	2 584 11	2 219 82	364 29
1 000 00	BANK N S HALIFAX	COM	09/12/21-00/12/21	11/16/2000	25 437 54	22 180 18	3 257 36
1 000 00	BANK N S HALIFAX	COM	09/12/21-00/12/21	11/17/2000	25 458 12	22 180 18	3 277 94
100 00	BANK N S HALIFAX	COM	09/12/21-00/12/21	11/20/2000	2 483 20	2 219 82	263 38
200 00	BANK N S HALIFAX	COM	09/12/21-00/12/21	11/21/2000	5 015 22	4 436 84	578 38
100 00	BANK N S HALIFAX	COM	09/12/21-00/12/21	11/22/2000	2 503 72	2 219 82	283 90
100 00	BANK N S HALIFAX	COM	09/12/21-00/12/21	11/24/2000	2 520 30	2 219 82	300 48
700 00	BANK N S HALIFAX	COM					

THE ROCKEFELLER FOUNDATION
EMPLOYEE ID NO. 13-165629
GAIN AND LOSSES FOR TAX ON INVESTMENT INCOME
FORM 990 PF 2000 PART IV

Per	Security Name	Security Description	Date Bought	Date Sold	Proceeds	Cost	Realized
9 700 00	ROYAL SUN ALLIANCE	ORD GBP0 275	06/12/2001	09/15/2000	82 373 48	88 369 25	(25 995 77)
10 000 00	ROYAL SUN ALLIANCE	ORD GBP0 275	06/12/2001	09/22/2000	72 012 14	97 241 02	(25 228 88)
3 200 00	ROYAL SUN ALLIANCE	ORD GBP0 275	06/12/2001	10/08/2000	21 040 03	29 422 35	(8 382 32)
14 400 00	ROYAL SUN ALLIANCE	ORD GBP0 275	06/12/2001	11/23/2000	114 208 14	150 789 57	(36 491 43)
9 800 00	ROYAL SUN ALLIANCE	ORD GBP0 275	06/12/2001	11/27/2000	67 152 37	87 728 62	(20 576 25)
10 500 00	ROYAL SUN ALLIANCE	ORD GBP0 275	06/12/2001	11/28/2000	79 517 20	92 690 04	(13 173 78)
7 400 00	ROYAL SUN ALLIANCE	ORD GBP0 275	06/12/2001	12/1/2000	56 879 57	60 754 49	(3 875 92)
7 281 00	ROYAL SUN ALLIANCE	ORD GBP0 275	06/12/2001	12/08/2000	57 100 11	60 264 75	(3 164 64)
50 700 00	ROYAL BK SCOT GRP	ADDITIONAL VALUE 5HS GBP0 01	06/12/2001	7/12/2000	59 345 51	0 00	59 345 51
140 000 00	VODAFONE AIRTOUCH	ORD USD0 10	06/12/2001	3/6/2000	470 584 02	364 406 31	506 187 71
87 000 00	VODAFONE AIRTOUCH	ORD USD0 10	06/12/2001	3/6/2000	522 332 78	163 736 70	358 596 09
58 000 00	VODAFONE AIRTOUCH	ORD USD0 10	06/12/2001	3/10/2000	354 150 27	100 157 80	244 992 47
75 300 00	VODAFONE AIRTOUCH	ORD USD0 10	06/12/2001	6/26/2000	331 178 12	141 718 94	189 461 18
28 200 00	VODAFONE AIRTOUCH	ORD USD0 10	06/12/2001	6/26/2000	119 569 67	53 073 27	66 496 40
11 500 00	VODAFONE GROUP PLC	ORD USD0 10	06/12/2001	7/3/2000	48 025 10	21 643 38	27 281 74
7 100 00	EIRCOM	ORD EURO 25	06/12/2001	2/29/2000	30 911 91	28 289 48	2 622 43
2 400 00	EIRCOM	ORD EURO 25	06/12/2001	3/1/2000	10 621 89	9 562 64	1 059 25
4 100 00	EIRCOM	ORD EURO 25	06/12/2001	3/2/2000	18 227 07	18 336 18	(1 009 11)
53 400 00	RANK GROUP	ORD GBP0 10	06/12/2001	12/12/2000	140 540 94	193 862 58	(53 321 64)
3 200 00	RANK GROUP	ORD GBP0 10	06/12/2001	12/13/2000	8 381 87	11 617 23	(3 235 36)
11 000 00	ROYAL BK SCOT GRP	ORD GBP0 25	06/12/2001	8/4/2000	108 433 76	138 511 83	(30 078 07)
1 000 00	ROYAL BK SCOT GRP	ORD GBP0 25	06/12/2001	8/25/2000	18 960 26	12 591 97	7 368 29
800 00	ROYAL BK SCOT GRP	ORD GBP0 25	06/12/2001	8/25/2000	11 701 25	7 555 16	4 146 07
5 700 00	ROYAL BK SCOT GRP	ORD GBP0 25	06/12/2001	9/5/2000	107 114 45	69 758 45	37 355 00
3 300 00	ROYAL BK SCOT GRP	ORD GBP0 25	06/12/2001	9/7/2000	61 943 47	40 196 61	21 746 86
2 500 00	ROYAL BK SCOT GRP	ORD GBP0 25	06/12/2001	12/28/2000	56 879 09	30 451 96	26 427 11
39 200 00	INVENSYS	ORD GBP 0 25	06/12/2001	9/12/2000	84 375 88	148 147 52	(63 771 64)
30 800 00	INVENSYS	ORD GBP 0 25	06/12/2001	9/15/2000	63 870 41	55 177 39	(8 693 02)
14 800 00	INVENSYS	ORD GBP 0 25	06/12/2001	9/20/2000	31 249 00	115 845 77	(84 596 77)
8 500 00	INVENSYS	ORD GBP 0 25	06/12/2001	9/27/2000	14 726 14	24 565 28	(9 839 14)
11 800 00	INVENSYS	ORD GBP 0 25	06/12/2001	10/27/2000	27 384 19	43 838 57	(16 454 38)
8 400 00	INVENSYS	ORD GBP 0 25	06/12/2001	10/31/2000	23 737 98	35 525 17	(11 787 19)
35 000 00	INVENSYS	ORD GBP 0 25	06/12/2001	11/24/2000	80 681 71	132 274 57	(51 592 86)
17 200 00	INVENSYS	ORD GBP 0 25	06/12/2001	11/29/2000	41 479 05	65 003 50	(23 524 45)
5 300 00	INVENSYS	ORD GBP 0 25	06/12/2001	12/1/2000	13 110 46	20 036 15	(6 925 69)
8 000 00	INVENSYS	ORD GBP 0 25	06/12/2001	12/5/2000	14 553 36	22 675 84	(8 122 48)
1 100 00	SMITHS INDUSTRIES	ORD GBP0 25	06/12/2001	8/9/2000	13 976 05	12 317 37	1 658 68
9 400 00	BG GROUP	ORD GBP0 10	06/12/2001	10/15/2000	60 215 13	42 306 54	17 908 59
9 900 00	BG GROUP	ORD GBP0 10	06/12/2001	10/13/2000	63 955 34	44 518 72	19 436 62
4 000 00	BG GROUP	ORD GBP0 10	06/12/2001	10/17/2000	25 10 85	17 708 80	7 391 05
4 700 00	BG GROUP	ORD GBP0 10	06/12/2001	10/20/2000	29 056 58	20 801 88	8 254 69
600 00	3I GROUP	ORD GBP0 50	06/12/2001	11/10/2000	10 837 98	5 588 26	5 249 72
600 00	3I GROUP	ORD GBP0 50	06/12/2001	11/14/2000	10 500 84	5 588 26	4 912 58
100 00	3I GROUP	ORD GBP0 50	06/12/2001	2/2/2000	1 675 95	828 04	847 91
800 00	3I GROUP	ORD GBP0 50	06/12/2001	2/17/2000	18 058 18	7 424 35	10 633 83
3 500 00	3I GROUP	ORD GBP0 50	06/12/2001	2/18/2000	72 032 83	33 406 50	38 626 33
2 000 00	3I GROUP	ORD GBP0 50	06/12/2001	2/21/2000	35 903 41	18 560 87	17 342 54
900 00	3I GROUP	ORD GBP0 50	06/12/2001	2/23/2000	18 583 13	8 352 39	8 240 74
2 500 00	3I GROUP	ORD GBP0 50	06/12/2001	2/23/2000	45 560 89	23 201 09	22 359 80
5 700 00	3I GROUP	ORD GBP0 50	06/12/2001	2/25/2000	107 716 12	53 123 88	54 592 24
2 100 00	3I GROUP	ORD GBP0 50	06/12/2001	2/26/2000	38 013 20	20 672 27	17 340 93
2 100 00	3I GROUP	ORD GBP0 50	06/12/2001	3/1/2000	39 221 95	20 672 27	18 549 68
4 400 00	3I GROUP	ORD GBP0 50	06/12/2001	3/2/2000	82 286 44	43 282 78	39 003 66
900 00	3I GROUP	ORD GBP0 50	06/12/2001	3/2/2000	18 869 29	8 844 57	8 024 72
187 00	3I GROUP	ORD GBP0 50	06/12/2001	3/31/2000	4 083 91	3 268 61	815 30
12 300 00	TOMKINS	ORD GBP0 05	06/12/2001	5/3/2000	37 615 37	55 496 33	(17 881 16)
22 800 00	TOMKINS	ORD GBP0 05	06/12/2001	5/5/2000	105 880 44	105 880 44	(37 552 73)
33 900 00	TOMKINS	ORD GBP0 05	06/12/2001	5/12/2000	97 608 00	157 403 34	(59 795 34)
34 000 00	TOMKINS	ORD GBP0 05	06/12/2001	5/17/2000	90 782 32	156 436 54	(65 654 22)
3 800 00	TOMKINS	ORD GBP0 05	06/12/2001	5/19/2000	10 575 81	15 785 51	(5 209 70)
23 400 00	TOMKINS	ORD GBP0 05	06/12/2001	5/23/2000	80 443 92	102 475 84	(22 031 92)
657 600 00	LAPORTE	ORD B GBP0 01/ASSO REDEMP OFFR	06/12/2001	6/9/2000	9 918 58	0 00	9 918 58
459 000 00	LAPORTE	NEW ORD B GBP0 01 (REGD)	06/12/2001	12/6/2000	6 608 30	0 00	6 608 30
15 300 00	BOMBARDIER INC	CLASS B	06/12/2001	7/26/2000	232 061 65	101 418 72	130 642 93
9 700 00	BOMBARDIER INC	CLASS B	06/12/2001	7/26/2000	147 785 58	64 294 78	83 490 80
4 100 00	BOMBARDIER INC	CLASS B	06/12/2001	11/16/2000	63 979 13	27 177 63	36 801 50
4 100 00	BOMBARDIER INC	CLASS B	06/12/2001	11/17/2000	82 269 12	27 177 63	55 091 49
5 200 00	BOMBARDIER INC	CLASS B	06/12/2001	11/20/2000	78 028 02	34 489 45	43 538 57
7 100 00	BOMBARDIER INC	CLASS B	06/12/2001	11/21/2000	106 726 09	47 084 05	59 642 04
4 000 00	BOMBARDIER INC	CLASS B	06/12/2001	11/24/2000	57 022 68	26 514 96	30 507 72
2 300 00	BOMBARDIER INC	CLASS B	06/12/2001	11/24/2000	33 411 05	15 246 10	18 164 95
5 300 00	BOMBARDIER INC	CLASS B	06/12/2001	11/27/2000	78 283 48	35 132 32	43 151 16
8 600 00	BOMBARDIER INC	CLASS B	06/12/2001	11/28/2000	67 706 37	43 749 88	23 956 49
3 300 00	BOMBARDIER INC	CLASS B	06/12/2001	11/29/2000	49 461 76	21 874 84	27 586 92
8 200 00	BOMBARDIER INC	CLASS B	06/12/2001	11/30/2000	118 638 05	54 355 67	64 282 38
4 900 00	BOMBARDIER INC	CLASS B	06/12/2001	12/15/2000	72 674 78	32 480 82	40 193 96
2 500 00	BOMBARDIER INC	CLASS B	06/12/2001	12/18/2000	36 770 07	16 571 85	20 198 22
2 000 00	BOMBARDIER INC	CLASS B	06/12/2001	12/18/2000	29 835 96	13 257 46	16 578 50
1 800 00	BOMBARDIER INC	CLASS B	06/12/2001	12/20/2000	73 681 93	10 605 96	63 075 97
200 00	CLARICA LIFE INS CO	COM	06/12/2001	10/27/2000	4 715 55	2 938 57	1 776 98
3 900 00	CLARICA LIFE INS CO	COM	06/12/2001	10/30/2000	91 570 89	57 882 97	33 687 92
1 800 00	CLARICA LIFE INS CO	COM	06/12/2001	10/31/2000	44 621 45	26 182 35	18 439 10
700 00	CLARICA LIFE INS CO	COM	06/12/2001	11/1/2000	18 557 65	10 352 58	8 205 07
1 700 00	CLARICA LIFE INS CO	COM	06/12/2001	11/2/2000	38 933 20	25 156 07	14 777 13
1 400 00	CLARICA LIFE INS CO	COM	06/12/2001	11/3/2000	32 868 66	20 721 27	12 147 39
1 000 00	CLARICA LIFE INS CO	COM	06/12/2001	11/6/2000	23 500 36	14 800 81	8 699 55
1 400 00	CLARICA LIFE INS CO	COM	06/12/2001	11/8/2000	33 828 50	20 721 27	13 107 23
2 800 00	CLARICA LIFE INS CO	COM	06/12/2001	11/9/2000	67 286 95	41 561 62	25 725 33
1 600 00	CLARICA LIFE INS CO	COM	06/12/2001	11/15/2000	37 139 05	23 844 39	13 294 66
2 100 00	CLARICA LIFE INS CO	COM	06/12/2001	11/18/2000	47 612 27	31 487 73	16 124 54
4 900 00	CLARICA LIFE INS CO	COM	06/12/2001	11/17/2000	109 743 82	73 323 81	36 420 01
300 00	CLARICA LIFE INS CO	COM	06/12/2001	11/20/2000	6 789 58	4 490 88	2 298 69
3 100 00	CLARICA LIFE INS CO	COM	06/12/2001	11/21/2000	68 708 42	46 405 88	22 302 54
4 400 00	ASSIC GENERALI	ITL2000	06/12/2001	8/23/2000	142 561 63	167 164 04	(24 602 41)
4 800 00	ASSIC GENERALI	ITL2000	06/12/2001	8/25/2000	148 873 11	174 782 41	(25 909 30)
4 780 00	BOE NATL PARIS	EUR4	06/12/2001	2/6/2000	369 317 16	364 062 46	5 254 70
7 700 00	UNICREDITO ITALIAN	ITL500	06/12/2001	8/16/2000	40 173 16	29 677 18	10 495 98
48 800 00	UNICREDITO ITALIAN	ITL500	06/12/2001	8/18/2000	248 174 41	187 313 08	60 861 33
12 700 00	UNICREDITO ITALIAN	ITL500	06/12/2001	8/25/2000	84 834 76	48 948 07	35 886 69
38 000 00	UNICREDITO ITALIAN	ITL500	06/12/2001	8/31/2000	182 695 07	138 750 43	43 944 64
38 000 00	NESTLE SA	CHF10 (REGD)	06/12/2001	10/20/2000	78 214 74	77 711 51	504 23 23
27 000 00	NESTLE SA	CHF10 (REGD)	06/12/2001	10/25/2000	53 680 91	55 216 07	(1 535 16)
800 00	PEUGEOT SA	FRF35	06/12/2001	3/4/2000	130 738 75	84 814 14	45 924 61
1 100 00	PEUGEOT SA	FRF35	06/12/2001	3/31/2000	234 541 68	173 458 25	61 083 43
200 00	PEUGEOT SA	FRF35	06/12/2001	4/2/2000	43 374 13	31 538 05	11 836 08
400 00	PEUGEOT SA	FRF35	06/12/2001	4/5/2000	90 544 47	63 078 09	27 466 38
200 00	PEUGEOT SA	FRF35	06/12/2001	4/7/2000	44 347 50	31 538 05	12 809 45
100 00	PEUGEOT SA	FRF35	06/12/2001	4/11/2000	22 314 81	15 768 02	6 546 79
100 00	PEUGEOT SA	FRF35	06/12/2001	4/14/2000	22 174 84	15 769 02	6 405 82
200 00	PEUGEOT SA	FRF35	06/12/2001	4/14/2000	44 208 13	31 538 05	12 670 08
100 00	PEUGEOT SA	FRF35	06/12/2001	4/17/2000	21 225 86	15 769 02	5 456 84

THE ROCKEFELLER FOUNDATION
EMPLOYEE ID NO 13-165629
GAIN AND LOSSES FOR TAX ON INVESTMENT INCOME
FORM 990 PF 2000 PART IV

Par	Security Name	Security Description	Date Bought	Date Sold	Proceeds	Cost	Realized
100 00	PEUGEOT SA	FRF35	06/12/21-00/12/21	4/19/2000	20 814 06	15 769 02	5 045 06
100 00	PEUGEOT SA	FRF35	06/12/21-00/12/21	4/20/2000	20 807 18	15 769 02	5 038 17
100 00	PEUGEOT SA	FRF35	06/12/21-00/12/21	4/27/2000	20 856 83	15 769 02	5 087 81
100 00	PEUGEOT SA	EUR8	06/12/21-00/12/21	5/5/2000	20 471 74	15 769 02	4 702 72
100 00	PEUGEOT SA	EUR8	06/12/21-00/12/21	5/18/2000	20 552 98	15 769 02	4 783 96
250 00	RICHEMONT(CIE FIN)	A CHF 100(BR)PAIRED TO PTG	06/12/21-00/12/21	6/29/2000	713 982 86	358 882 86	355 099 99
200 00	RICHEMONT(CIE FIN)	A CHF 100(BR)PAIRED TO PTG	06/12/21-00/12/21	9/11/2000	560 118 58	287 114 29	273 004 29
250 00	RICHEMONT(CIE FIN)	A CHF 100(BR)PAIRED TO PTG	06/12/21-00/12/21	10/3/2000	751 890 83	358 882 87	392 997 96
500 00	CIE DE ST GOBAIN	EUR16	06/12/21-00/12/21	12/1/2000	69 730 14	67 173 88	2 556 26
500 00	CIE DE ST GOBAIN	EUR16	06/12/21-00/12/21	12/5/2000	70 314 48	67 173 88	3 140 60
1 300 00	CIE DE ST GOBAIN	EUR16	06/12/21-00/12/21	12/7/2000	168 709 82	174 052 07	14 057 55
200 00	CIE DE ST GOBAIN	EUR16	06/12/21-00/12/21	12/8/2000	29 450 41	26 868 55	2 581 86
600 00	CIE DE ST GOBAIN	EUR16	06/12/21-00/12/21	12/15/2000	68 890 08	60 804 85	8 085 23
400 00	CIE DE ST GOBAIN	EUR16	06/12/21-00/12/21	12/20/2000	59 710 87	53 739 10	5 971 77
227 00	SGS HOLDING	CHF20(REGD)	06/12/21-00/12/21	11/7/2000	76 062 72	59 545 32	16 517 40
371 00	SGS HOLDING	CHF20(REGD)	06/12/21-00/12/21	11/8/2000	208 053 05	149 781 30	58 271 76
25 00	SGS HOLDING	CHF20(REGD)	06/12/21-00/12/21	12/9/2000	8 952 15	8 557 45	2 394 70
1 162 00	SGS HOLDING	CHF20(REGD)	06/12/21-00/12/21	12/20/2000	403 189 60	304 809 07	98 380 53
1 037 00	SGS HOLDING	CHF20(REGD)	06/12/21-00/12/21	12/8/2000	340 423 74	269 551 81	70 871 93
883 00	SGS HOLDING	CHF20(REGD)	06/12/21-00/12/21	2/1/2000	718 410 27	178 447 23	539 963 04
785 00	SGS HOLDING	CHF20(REGD)	06/12/21-00/12/21	2/2/2000	88 463 45	73 796 64	14 666 81
7 000 00	TOTAL FINA	EUR10	06/12/21-00/12/21	11/2/2000	865 832 48	727 046 19	138 786 29
800 00	VALEO	FRF20	06/12/21-00/12/21	2/6/2000	47 578 51	43 301 01	4 277 50
800 00	VALEO	FRF20	06/12/21-00/12/21	2/19/2000	34 564 48	47 475 16	(12 910 68)
200 00	VALEO	FRF20	06/12/21-00/12/21	2/11/2000	11 485 58	15 825 25	(4 339 67)
200 00	VALEO	FRF20	06/12/21-00/12/21	2/16/2000	5 754 81	7 912 63	(2 157 82)
500 00	VALEO	FRF20	06/12/21-00/12/21	2/27/2000	11 800 77	15 825 25	(4 024 48)
600 00	VALEO	FRF20	06/12/21-00/12/21	3/3/2000	24 006 15	28 563 13	(4 556 98)
3 400 00	VALEO	EUR3	06/12/21-00/12/21	3/10/2000	28 896 87	47 475 76	(18 578 89)
800 00	VALEO	EUR3	06/12/21-00/12/21	8/24/2000	178 689 89	268 029 30	(82 339 41)
2 400 00	E.ON AG	NPV	06/12/21-00/12/21	8/25/2000	31 580 52	47 475 76	(15 895 24)
500 00	E.ON AG	NPV	06/12/21-00/12/21	10/13/2000	123 923 07	130 746 30	(6 823 23)
300 00	E.ON AG	NPV	06/12/21-00/12/21	10/16/2000	25 768 81	27 238 81	(1 470 00)
300 00	E.ON AG	NPV	06/12/21-00/12/21	10/20/2000	14 623 95	16 343 29	(1 719 34)
100 00	E.ON AG	NPV	06/12/21-00/12/21	10/23/2000	14 759 03	16 343 29	(1 584 26)
600 00	E.ON AG	NPV	06/12/21-00/12/21	10/24/2000	4 920 22	5 447 76	(527 54)
200 00	E.ON AG	NPV	06/12/21-00/12/21	10/25/2000	29 147 51	32 086 58	(3 539 07)
200 00	E.ON AG	NPV	06/12/21-00/12/21	10/26/2000	9 856 25	10 895 52	(1 039 27)
200 00	E.ON AG	NPV	06/12/21-00/12/21	10/31/2000	10 068 50	10 895 52	(827 02)
200 00	E.ON AG	NPV	06/12/21-00/12/21	11/2/2000	10 621 78	10 895 52	(273 74)
200 00	E.ON AG	NPV	06/12/21-00/12/21	11/3/2000	10 625 83	10 895 52	(269 69)
200 00	E.ON AG	NPV	06/12/21-00/12/21	11/6/2000	10 772 83	10 895 52	(122 69)
200 00	E.ON AG	NPV	06/12/21-00/12/21	11/8/2000	10 829 41	10 895 52	66 11
200 00	E.ON AG	NPV	06/12/21-00/12/21	11/9/2000	10 865 46	10 895 52	30 06
100 00	E.ON AG	NPV	06/12/21-00/12/21	11/13/2000	5 502 81	5 447 76	55 05
200 00	E.ON AG	NPV	06/12/21-00/12/21	11/14/2000	10 826 50	10 895 52	(68 02)
100 00	E.ON AG	NPV	06/12/21-00/12/21	11/17/2000	5 203 97	5 447 76	(243 79)
900 00	UPM KYMENE OY	NPV	06/12/21-00/12/21	6/27/2000	23 057 44	24 587 42	(1 529 98)
800 00	UPM KYMENE OY	NPV	06/12/21-00/12/21	6/27/2000	15 185 53	18 391 82	(3 206 29)
2 600 00	UPM KYMENE OY	NPV	06/12/21-00/12/21	6/28/2000	15 335 18	18 391 82	(3 056 64)
1 400 00	UPM KYMENE OY	NPV	06/12/21-00/12/21	6/28/2000	66 275 25	71 030 23	(4 755 00)
500 00	UPM KYMENE OY	NPV	06/12/21-00/12/21	6/29/2000	35 980 78	38 247 10	(2 266 31)
1 400 00	UPM KYMENE OY	NPV	06/12/21-00/12/21	6/30/2000	12 811 37	13 059 68	(248 31)
3 600 00	UPM KYMENE OY	NPV	06/12/21-00/12/21	6/30/2000	35 588 65	38 247 10	(2 658 45)
700 00	UPM KYMENE OY	NPV	06/12/21-00/12/21	7/3/2000	91 500 53	98 349 70	(6 849 17)
700 00	UPM KYMENE OY	NPV	06/12/21-00/12/21	7/4/2000	17 968 12	19 123 55	(1 155 43)
700 00	UPM KYMENE OY	NPV	06/12/21-00/12/21	7/4/2000	18 046 58	19 123 55	(1 076 96)
1 600 00	UPM KYMENE OY	NPV	06/12/21-00/12/21	7/5/2000	41 604 81	44 710 88	(3 106 07)
2 000 00	UPM KYMENE OY	NPV	06/12/21-00/12/21	7/8/2000	53 729 35	54 638 72	(909 37)
800 00	UPM KYMENE OY	NPV	06/12/21-00/12/21	7/8/2000	18 115 21	16 391 82	(1 723 39)
1 000 00	UPM KYMENE OY	NPV	06/12/21-00/12/21	7/8/2000	26 849 32	27 319 36	(469 04)
400 00	UPM KYMENE OY	NPV	06/12/21-00/12/21	7/7/2000	10 990 80	10 927 74	63 06
1 100 00	UPM KYMENE OY	NPV	06/12/21-00/12/21	7/12/2000	30 827 49	30 051 30	776 19
800 00	UPM KYMENE OY	NPV	06/12/21-00/12/21	7/12/2000	16 850 45	16 391 82	458 63
500 00	UPM KYMENE OY	NPV	06/12/21-00/12/21	7/14/2000	14 068 72	13 659 68	409 04
600 00	UPM KYMENE OY	NPV	06/12/21-00/12/21	7/19/2000	16 277 25	16 391 81	(114 56)
700 00	UPM KYMENE OY	NPV	06/12/21-00/12/21	7/21/2000	18 353 07	19 123 55	(770 48)
500 00	UPM KYMENE OY	NPV	06/12/21-00/12/21	7/25/2000	13 561 66	13 659 68	(98 02)
200 00	UPM KYMENE OY	NPV	06/12/21-00/12/21	7/26/2000	5 405 73	5 463 87	(58 14)
700 00	UPM KYMENE OY	NPV	06/12/21-00/12/21	7/26/2000	18 945 30	19 123 55	(178 25)
1 300 00	UPM KYMENE OY	NPV	06/12/21-00/12/21	7/31/2000	32 586 57	35 515 17	(2 928 60)
400 00	UPM KYMENE OY	NPV	06/12/21-00/12/21	8/3/2000	10 006 52	10 927 74	(921 22)
700 00	UPM KYMENE OY	NPV	06/12/21-00/12/21	8/8/2000	17 863 65	19 123 55	(1 259 90)
500 00	UPM KYMENE OY	NPV	06/12/21-00/12/21	8/11/2000	12 884 21	13 659 68	(775 47)
600 00	UPM KYMENE OY	NPV	06/12/21-00/12/21	8/16/2000	16 057 48	16 484 46	(426 98)
7 800 00	ABN AMRO HLDGS NV	NLG1 25	06/12/21-00/12/21	8/26/2000	181 543 59	189 686 94	(8 143 35)
10 100 00	ABN AMRO HLDGS NV	NLG1 25	06/12/21-00/12/21	10/6/2000	235 189 87	246 716 86	(11 526 99)
2 500 00	ABN AMRO HLDGS NV	NLG1 25	06/12/21-00/12/21	10/10/2000	56 767 24	61 121 12	(4 353 88)
1 400 00	ABN AMRO HLDGS NV	NLG1 25	06/12/21-00/12/21	10/18/2000	26 166 57	33 089 65	(6 923 08)
3 400 00	ABN AMRO HLDGS NV	NLG1 25	06/12/21-00/12/21	10/20/2000	72 273 87	81 585 37	(9 311 50)
5 400 00	ABN AMRO HLDGS NV	NLG1 25	06/12/21-00/12/21	10/27/2000	116 703 99	131 708 00	(15 004 01)
3 400 00	ABN AMRO HLDGS NV	NLG1 25	06/12/21-00/12/21	10/30/2000	75 578 71	82 827 28	(7 248 57)
33 700 00	TELECOM ITALIA SPA	DI RISP ITL1000	06/12/21-00/12/21	2/17/2000	256 515 13	212 229 09	44 286 04
24 300 00	TELECOM ITALIA SPA	DI RISP ITL1000	06/12/21-00/12/21	2/18/2000	186 848 28	153 032 31	33 815 97
38 700 00	TELECOM ITALIA SPA	DI RISP ITL1000	06/12/21-00/12/21	8/1/2000	230 850 14	243 718 12	(12 867 98)
11 900 00	TELECOM ITALIA SPA	DI RISP ITL1000	06/12/21-00/12/21	8/8/2000	69 924 23	74 841 75	(4 917 52)
18 800 00	TELECOM ITALIA SPA	DI RISP ITL1000	06/12/21-00/12/21	8/8/2000	108 395 26	118 025 13	(9 629 84)
13 500 00	TELECOM ITALIA SPA	DI RISP ITL1000	06/12/21-00/12/21	8/12/2000	75 308 54	85 017 95	(9 709 41)
21 000 00	TELECOM ITALIA SPA	DI RISP ITL1000	06/12/21-00/12/21	11/3/2000	116 832 32	132 250 14	(15 417 82)
15 800 00	TELECOM ITALIA SPA	DI RISP ITL1000	06/12/21-00/12/21	11/7/2000	80 881 87	99 502 49	(18 620 62)
9 200 00	TELECOM ITALIA SPA	DI RISP ITL1000	06/12/21-00/12/21	11/8/2000	51 981 72	57 038 16	(5 056 44)
9 400 00	TELECOM ITALIA SPA	DI RISP ITL1000	06/12/21-00/12/21	11/10/2000	52 082 58	58 187 68	(6 105 10)
23 100 00	TELECOM ITALIA SPA	DI RISP ITL1000	06/12/21-00/12/21	11/16/2000	125 973 80	141 487 87	(15 514 07)
7 100 00	TELECOM ITALIA SPA	DI RISP ITL1000	06/12/21-00/12/21	11/16/2000	36 438 67	43 877 85	(7 439 18)
1 400 00	DASSAULT SYSTEMES	EUR1	06/12/21-00/12/21	11/24/2000	28 586 78	34 338 84	(5 752 06)
3 400 00	DASSAULT SYSTEMES	EUR1	06/12/21-00/12/21	11/28/2000	253 014 41	299 886 81	(46 872 40)
1 300 00	HEINENEN NV	NLG5	06/12/21-00/12/21	8/16/2000	70 768 77	67 293 44	3 475 33
1 100 00	HEINENEN NV	NLG5	06/12/21-00/12/21	8/23/2000	57 455 37	57 783 86	(328 49)
600 00	HEINENEN NV	NLG5	06/12/21-00/12/21	8/23/2000	31 734 46	31 247 96	486 50
845 00	ORLA SA	A NOKIA 25	06/12/21-00/12/21	12/28/2000	30 556 34	25 150 58	5 405 76
312 00	ORLA SA	A NOKIA 25	06/12/21-00/12/21	1/3/2000	11 815 80	516 40	11 069 40
300 00	AIXTRON	ORD NPV	06/12/21-00/12/21	11/16/2000	5 317 84	249 79	5 068 05
1 800 00	INTERSHOP COMMUNICATIONS AG	NPV	06/12/21-00/12/21	31 394 98	34 707 24	34 707 24	(3 312 26)
400 00	INTERSHOP COMMUNICATIONS AG	NPV	06/12/21-00/12/21	12/22/2000	56 776 48	168 073 17	(111 296 71)
0 00	BVBA (BRB VIZ ARG)	EUR0 48	06/12/21-00/12/21	12/29/2000	12 566 75	35 383 87	(22 817 12)
82 00	SWISSCOM AG	CHF25(REGD)	06/12/21-00/12/21	4/7/2000	1 367 55	1 367 55	(0 00)
565 00	SWISSCOM AG	CHF25(REGD)	06/12/21-00/12/21	8/8/2000	26 429 09	32 874 86	(6 445 77)
78 00	SWISSCOM AG	CHF25(REGD)	06/12/21-00/12/21	8/11/2000	183 181 99	228 515 80	(45 333 81)
81 00	SWISSCOM AG	CHF25(REGD)	0				

THE ROCKEFELLER FOUNDATION
EMPLOYEE ID NO 13 165629
GAIN AND LOSSES FOR TAX ON INVESTMENT INCOME
FORM 990 PF 2000 PART IV

Par	Security Name	Security Description	Date Bought	Date Sold	Proceeds	Cost	Realized
268 00	SWISSCOM AG	CHF 25(REGD)	08/12/01-00/12/01	8/18/2000	84 740 87	107 206 45	(22 465 58)
86 00	SWISSCOM AG	CHF 25(REGD)	08/12/01-00/12/01	8/18/2000	27 270 18	34 660 73	(7 390 57)
13 00	SWISSCOM AG	CHF 25(REGD)	08/12/01-00/12/01	8/25/2000	4 023 77	5 230 41	(1 215 64)
47 00	SWISSCOM AG	CHF 25(REGD)	08/12/01-00/12/01	10/20/2000	10 464 64	18 842 40	(8 477 65)
312 00	SWISSCOM AG	CHF 25(REGD)	08/12/01-00/12/01	10/24/2000	72 228 07	123 809 07	(51 581 00)
1 000 00	THYSSEN KRUPP AG	NPV	08/12/01-00/12/01	3/7/2000	23 507 89	18 721 32	4 786 57
1 000 00	THYSSEN KRUPP AG	NPV	08/12/01-00/12/01	3/10/2000	36 688 44	28 954 12	8 734 32
600 00	THYSSEN KRUPP AG	NPV	08/12/01-00/12/01	3/14/2000	20 538 3	16 848 10	3 690 54
4 000 00	THYSSEN KRUPP AG	NPV	08/12/01-00/12/01	3/14/2000	91 375 81	75 776 50	15 599 31
5 500 00	THYSSEN KRUPP AG	NPV	08/12/01-00/12/01	3/18/2000	133 652 40	106 743 13	26 909 36
3 700 00	THYSSEN KRUPP AG	NPV	08/12/01-00/12/01	5/26/2000	55 931 68	43 435 54	(7 501 66)
2 300 00	THYSSEN KRUPP AG	NPV	08/12/01-00/12/01	5/30/2000	40 907 38	44 787 87	(3 880 49)
800 00	THYSSEN KRUPP AG	NPV	08/12/01-00/12/01	5/31/2000	10 413 60	11 563 59	(1 149 99)
700 00	THYSSEN KRUPP AG	NPV	08/12/01-00/12/01	5/31/2000	12 291 88	13 480 88	(1 189 98)
600 00	THYSSEN KRUPP AG	NPV	08/12/01-00/12/01	6/2/2000	10 576 77	11 563 59	(886 82)
400 00	THYSSEN KRUPP AG	NPV	08/12/01-00/12/01	6/8/2000	7 084 26	7 709 08	(624 80)
1 500 00	THYSSEN KRUPP AG	NPV	08/12/01-00/12/01	6/8/2000	26 743 98	26 889 81	(145 83)
600 00	THYSSEN KRUPP AG	NPV	08/12/01-00/12/01	6/8/2000	14 216 02	15 418 12	(1 202 10)
400 00	THYSSEN KRUPP AG	NPV	08/12/01-00/12/01	6/14/2000	7 179 09	7 632 37	(453 28)
1 500 00	THYSSEN KRUPP AG	NPV	08/12/01-00/12/01	6/18/2000	27 284 54	28 621 38	(1 336 85)
600 00	THYSSENKRUPP AG	NPV	08/12/01-00/12/01	7/28/2000	10 277 28	11 439 27	(1 161 99)
600 00	THYSSENKRUPP AG	NPV	08/12/01-00/12/01	8/4/2000	10 065 03	11 439 27	(1 374 24)
1 100 00	THYSSENKRUPP AG	NPV	08/12/01-00/12/01	8/4/2000	18 340 80	20 835 36	(2 494 47)
2 800 00	THYSSENKRUPP AG	NPV	08/12/01-00/12/01	8/11/2000	46 879 66	51 389 09	(4 509 43)
100 00	THYSSENKRUPP AG	NPV	08/12/01-00/12/01	8/18/2000	1 674 12	1 780 46	(106 34)
4 800 00	THYSSENKRUPP AG	NPV	08/12/01-00/12/01	10/31/2000	68 885 81	85 318 37	(16 432 56)
3 000 00	CARREFOUR	EUR 50	08/12/01-00/12/01	1/11/2000	494 373 37	364 867 39	129 505 98
2 800 00	CARREFOUR	EUR 50	08/12/01-00/12/01	2/18/2000	374 513 06	340 356 73	34 156 83
200 00	CARREFOUR	EUR 50	08/12/01-00/12/01	2/21/2000	26 246 06	24 311 16	1 934 90
2 300 00	MANULIFE FINL CORP	COM	08/12/01-00/12/01	5/25/2000	39 808 9	28 082 56	11 716 41
1 100 00	MANULIFE FINL CORP	COM	08/12/01-00/12/01	5/25/2000	19 128 43	12 435 57	6 692 86
1 700 00	MANULIFE FINL CORP	COM	08/12/01-00/12/01	5/28/2000	29 121 95	20 784 06	8 337 89
400 00	MANULIFE FINL CORP	COM	08/12/01-00/12/01	5/28/2000	8 897 56	4 885 66	2 011 90
1 000 00	MANULIFE FINL CORP	COM	08/12/01-00/12/01	5/30/2000	16 913 54	12 714 16	4 199 38
1 500 00	MANULIFE FINL CORP	COM	08/12/01-00/12/01	5/31/2000	26 018 23	18 321 23	7 697 10
200 00	MANULIFE FINL CORP	COM	08/12/01-00/12/01	6/26/2000	3 727 70	2 442 83	1 284 87
600 00	MANULIFE FINL CORP	COM	08/12/01-00/12/01	6/27/2000	10 701 15	7 328 49	3 372 66
1 300 00	MANULIFE FINL CORP	COM	08/12/01-00/12/01	6/28/2000	23 481 84	15 878 40	7 603 44
900 00	MANULIFE FINL CORP	COM	08/12/01-00/12/01	6/28/2000	16 743 43	10 992 74	5 750 69
1 100 00	MANULIFE FINL CORP	COM	08/12/01-00/12/01	6/28/2000	19 779 95	13 435 57	6 344 38
1 100 00	MANULIFE FINL CORP	COM	08/12/01-00/12/01	6/28/2000	19 804 68	13 435 57	6 369 11
700 00	MANULIFE FINL CORP	COM	08/12/01-00/12/01	6/30/2000	12 458 11	8 549 01	3 909 20
800 00	MANULIFE FINL CORP	COM	08/12/01-00/12/01	7/12/2000	14 350 70	8 771 32	5 579 38
600 00	MANULIFE FINL CORP	COM	08/12/01-00/12/01	7/13/2000	10 888 43	7 328 49	3 560 94
300 00	MANULIFE FINL CORP	COM	08/12/01-00/12/01	7/14/2000	5 444 44	3 664 25	1 780 19
200 00	MANULIFE FINL CORP	COM	08/12/01-00/12/01	7/20/2000	3 586 40	2 442 83	1 143 57
1 200 00	MANULIFE FINL CORP	COM	08/12/01-00/12/01	7/21/2000	21 682 11	14 658 89	7 023 22
1 800 00	MANULIFE FINL CORP	COM	08/12/01-00/12/01	8/31/2000	40 860 13	23 206 90	17 653 23
700 00	MANULIFE FINL CORP	COM	08/12/01-00/12/01	8/1/2000	14 896 34	8 549 91	6 346 43
300 00	MANULIFE FINL CORP	COM	08/12/01-00/12/01	8/5/2000	6 221 21	3 664 25	2 557 07
300 00	MANULIFE FINL CORP	COM	08/12/01-00/12/01	8/6/2000	8 166 71	3 664 25	2 502 46
800 00	MANULIFE FINL CORP	COM	08/12/01-00/12/01	8/12/2000	16 522 69	8 132	8 390 67
1 900 00	MANULIFE FINL CORP	COM	08/12/01-00/12/01	8/14/2000	38 400 82	22 158 90	16 241 92
400 00	MANULIFE FINL CORP	COM	08/12/01-00/12/01	8/15/2000	8 341 06	4 535 01	3 806 05
300 00	MANULIFE FINL CORP	COM	08/12/01-00/12/01	8/18/2000	6 181 94	3 487 60	2 694 34
1 800 00	MANULIFE FINL CORP	COM	08/12/01-00/12/01	8/20/2000	37 265 18	20 930 64	16 334 54
1 500 00	MANULIFE FINL CORP	COM	08/12/01-00/12/01	8/21/2000	30 889 51	17 003 63	13 885 88
1 900 00	MANULIFE FINL CORP	COM	08/12/01-00/12/01	8/22/2000	39 157 65	22 297 64	16 860 01
500 00	MANULIFE FINL CORP	COM	08/12/01-00/12/01	8/25/2000	10 392 03	5 867 88	4 524 15
1 300 00	MANULIFE FINL CORP	COM	08/12/01-00/12/01	8/26/2000	26 868 85	15 256 47	11 612 38
1 500 00	MANULIFE FINL CORP	COM	08/12/01-00/12/01	8/27/2000	30 834 14	17 354 40	13 479 74
1 900 00	MANULIFE FINL CORP	COM	08/12/01-00/12/01	8/28/2000	38 123 39	22 888 38	15 235 01
1 500 00	NOKIA AB OY	EUR 24	08/12/01-00/12/01	1/5/2000	250 470 88	80 523 86	169 946 97
1 200 00	NOKIA AB OY	EUR 24	08/12/01-00/12/01	1/10/2000	211 267 17	64 419 17	146 848 00
900 00	NOKIA AB OY	EUR 24	08/12/01-00/12/01	1/18/2000	158 900 53	48 314 34	110 586 19
900 00	NOKIA AB OY	EUR 24	08/12/01-00/12/01	2/8/2000	183 325 94	48 314 34	135 011 56
1 100 00	NOKIA AB OY	EUR 24	08/12/01-00/12/01	3/8/2000	234 986 25	58 056 90	176 929 35
800 00	PREUSSAG AG	NPV	08/12/01-00/12/01	1/7/2000	45 882 87	31 862 01	13 920 86
100 00	PREUSSAG AG	NPV	08/12/01-00/12/01	3/1/2000	4 354 18	3 857 75	496 43
800 00	PREUSSAG AG	NPV	08/12/01-00/12/01	3/1/2000	41 520 35	35 019 75	6 500 60
800 00	PREUSSAG AG	NPV	08/12/01-00/12/01	3/7/2000	35 187 11	31 862 01	3 325 10
2 800 00	PREUSSAG AG	NPV	08/12/01-00/12/01	3/15/2000	129 760 85	110 085 82	19 675 03
1 543 00	PREUSSAG AG	NPV	08/12/01-00/12/01	3/18/2000	70 554 99	63 818 09	6 736 90
8 300 00	WOLTERS KLUWER	CVA EUR 12	08/12/01-00/12/01	10/31/2000	208 140 54	307 510 87	(99 370 33)
4 200 00	WOLTERS KLUWER	CVA EUR 12	08/12/01-00/12/01	10/31/2000	83 004 33	142 500 97	(49 496 64)
494 00	ADECCO SA	CHF 10 REGD	08/12/01-00/12/01	1/10/2000	304 707 95	420 893 86	(116 185 71)
15 00	ADECCO SA	CHF 10 REGD	08/12/01-00/12/01	1/10/2000	10 112 19	12 280 86	(2 168 67)
4 800 00	VIVENDI	EUR 5	08/12/01-00/12/01	10/27/2000	326 355 17	486 051 47	(159 696 30)
700 00	VIVENDI	EUR 5	08/12/01-00/12/01	10/30/2000	47 922 87	66 235 40	(18 312 53)
900 00	ST MICROELECTRONICS	EUR 12(SICOVAM)	08/12/01-00/12/01	4/11/2000	180 165 00	70 511 55	109 653 45
1 200 00	ST MICROELECTRONICS	EUR 12(SICOVAM)	08/12/01-00/12/01	4/18/2000	210 526 15	84 015 41	126 510 74
500 00	SIEMENS AG NPV (REGD)	NPV (REGD)	08/12/01-00/12/01	8/8/2000	77 584 49	30 908 29	46 676 20
300 00	SIEMENS AG NPV (REGD)	NPV (REGD)	08/12/01-00/12/01	9/11/2000	45 884 30	18 544 97	27 339 33
2 000 00	SIEMENS AG NPV (REGD)	NPV (REGD)	08/12/01-00/12/01	10/18/2000	248 471 81	123 032 18	125 439 63
500 00	SIEMENS AG NPV (REGD)	NPV (REGD)	08/12/01-00/12/01	10/18/2000	58 018 38	30 908 29	27 110 09
1 000 00	SIEMENS AG NPV (REGD)	NPV (REGD)	08/12/01-00/12/01	10/18/2000	107 337 05	61 816 58	45 520 47
200 00	SIEMENS AG NPV (REGD)	NPV (REGD)	08/12/01-00/12/01	10/20/2000	24 320 44	12 383 32	11 937 12
1 400 00	SIEMENS AG NPV (REGD)	NPV (REGD)	08/12/01-00/12/01	10/24/2000	170 489 83	86 543 21	83 946 62
2 000 00	SIEMENS AG NPV (REGD)	NPV (REGD)	08/12/01-00/12/01	11/16/2000	228 388 95	123 633 18	104 755 78
1 300 00	SIEMENS AG NPV (REGD)	NPV (REGD)	08/12/01-00/12/01	12/1/2000	154 206 29	80 361 55	73 844 74
800 00	SIEMENS AG NPV (REGD)	NPV (REGD)	08/12/01-00/12/01	12/4/2000	108 007 13	55 034 82	52 972 31
1 700 00	TELEFONICA CA	EUR 1	08/12/01-00/12/01	8/23/2000	37 751 96	26 751 96	11 000 00
18 500 00	TELEFONICA CA	EUR 1	08/12/01-00/12/01	8/23/2000	340 297 15	281 124 76	59 172 89
4 500 00	TELEFONICA CA	EUR 1	08/12/01-00/12/01	8/24/2000	85 478 27	70 814 01	14 664 26
3 700 00	TELEFONICA CA	EUR 1	08/12/01-00/12/01	8/25/2000	72 107 68	58 224 85	13 882 83
800 00	TELEFONICA CA	EUR 1	08/12/01-00/12/01	8/28/2000	11 810 40	9 441 87	2 368 53
1 000 00	TELEFONICA CA	EUR 1	08/12/01-00/12/01	8/28/2000	19 564 79	15 730 45	3 834 34
1 400 00	TELEFONICA CA	EUR 1	08/12/01-00/12/01	8/30/2000	26 980 97	22 031 03	4 949 94
3 700 00	TELEFONICA CA	EUR 1	08/12/01-00/12/01	8/31/2000	60 999 22	50 356 03	10 643 59
3 300 00	TELEFONICA SA	EUR 1	08/12/01-00/12/01	8/1/2000	87 271 07	51 930 27	35 340 80
500 00	TELEFONICA SA	EUR 1	08/12/01-00/12/01	8/1/2000	10 472 24	7 868 22	2 604 02
2 400 00	TELEFONICA SA	EUR 1	08/12/01-00/12/01	8/4/2000	52 068 99	37 787 47	14 281 52
1 200 00	TELEFONICA SA	EUR 1	08/12/01-00/12/01	8/5/2000	25 725 75	18 843 74	6 882 01
500 00	TELEFONICA SA	EUR 1	08/12/01-00/12/01	8/6/2000	10 384 48	7 868 22	2 516 26
400 00	TELEFONICA SA	EUR 1	08/12/01-00/12/01	8/8/2000	10 317 75	7 868 22	2 449 53
300 00	TELEFONICA SA	EUR 1	08/12/01-00/12/01	8/11/2000	8 164 48	6 294 58	1 869 88
1 800 00	TELEFONICA SA	EUR 1	08/12/01-00/12/01	8/12/2000	8 155 26	4 720 93	3 434 33
12 300 00	TELEFONICA SA	EUR 1	08/12/01-00/12/01	8/18/2000	38 854 06		

THE ROCKEFELLER FOUNDATION
EMPLOYEE ID NO 13 165629
GAIN AND LOSSES FOR TAX ON INVESTMENT INCOME
FORM 990 PF 2000 PART IV

Part	Security Name	Security Description	Date Bought	Date Sold	Proceeds	Cost	Realized
3 000 00	TELEFONICA SA	EUR 1	06/12/21-00/12/21	10/11/2000	57 467 82	47 208 34	10 258 28
800 00	TELEFONICA SA	EUR 1	06/12/21-00/12/21	10/20/2000	18 008 04	14 182 80	2 446 24
1 100 00	TELEFONICA SA	EUR 1	06/12/21-00/12/21	10/23/2000	20 213 68	17 310 08	2 903 58
3 100 00	TELEFONICA SA	EUR 1	06/12/21-00/12/21	10/24/2000	57 853 81	46 782 98	9 070 82
800 00	TELEFONICA SA	EUR 1	06/12/21-00/12/21	10/25/2000	11 399 82	9 441 87	1 957 75
800 00	TELEFONICA SA	EUR 1	06/12/21-00/12/21	10/26/2000	11 403 08	9 441 87	1 961 19
2 500 00	TELEFONICA SA	EUR 1	06/12/21-00/12/21	10/27/2000	48 582 85	39 341 11	9 251 54
500 00	TELEFONICA SA	EUR 1	06/12/21-00/12/21	11/22/2000	9 852 78	7 804 22	1 984 56
4 700 00	FIAT SPA	EUR 5	06/12/21-00/12/21	1/21/2000	137 326 70	148 886 43	(9 558 73)
13 500 00	FIAT SPA	EUR 5	06/12/21-00/12/21	1/26/2000	379 183 82	421 807 82	(42 724 00)
1 800 00	FIAT SPA	EUR 5	06/12/21-00/12/21	2/1/2000	50 767 17	56 254 37	(5 487 20)
12 000 00	FIAT SPA	EUR 5	06/12/21-00/12/21	11/17/2000	278 553 81	375 029 17	(96 475 56)
2 800 00	DEUTSCHE BANK AG	ORD NPV (REGD)	06/12/21-00/12/21	4/7/2000	213 810 03	187 959 54	45 850 48
200 00	DEUTSCHE BANK AG	ORD NPV (REGD)	06/12/21-00/12/21	4/10/2000	14 937 36	11 583 42	3 353 94
1 100 00	DEUTSCHE BANK AG	ORD NPV (REGD)	06/12/21-00/12/21	4/20/2000	78 565 00	63 708 78	12 846 21
800 00	DEUTSCHE BANK AG	ORD NPV (REGD)	06/12/21-00/12/21	4/24/2000	40 530 48	34 750 25	5 780 21
4 100 00	DEUTSCHE BANK AG	ORD NPV (REGD)	06/12/21-00/12/21	5/5/2000	275 119 87	237 460 05	37 658 82
1 000 00	DEUTSCHE BANK AG	ORD NPV (REGD)	06/12/21-00/12/21	5/9/2000	58 081 09	57 817 08	10 144 01
2 000 00	DEUTSCHE BANK AG	ORD NPV (REGD)	06/12/21-00/12/21	5/10/2000	140 848 86	115 834 17	25 014 48
1 200 00	DEUTSCHE BANK AG	ORD NPV (REGD)	06/12/21-00/12/21	5/12/2000	86 583 48	69 500 50	17 082 98
800 00	DEUTSCHE BANK AG	ORD NPV (REGD)	06/12/21-00/12/21	5/15/2000	58 372 80	46 333 67	12 038 93
900 00	DSM NV	EUR 3	06/12/21-00/12/21	6/30/2000	28 886 21	35 080 05	(6 191 84)
700 00	DSM NV	EUR 3	06/12/21-00/12/21	7/7/2000	22 014 81	27 284 48	(5 269 57)
2 700 00	DSM NV	EUR 3	06/12/21-00/12/21	7/12/2000	83 748 03	108 303 23	(24 555 20)
1 400 00	DSM NV	EUR 3	06/12/21-00/12/21	7/12/2000	37 121 86	55 578 63	(12 281 77)
500 00	DSM NV	EUR 3	06/12/21-00/12/21	7/13/2000	15 577 11	20 087 86	(4 490 55)
1 000 00	DSM NV	EUR 3	06/12/21-00/12/21	7/14/2000	31 613 07	40 135 32	(8 522 25)
800 00	DSM NV	EUR 3	06/12/21-00/12/21	7/18/2000	23 814 48	32 108 75	(8 183 77)
500 00	DSM NV	EUR 3	06/12/21-00/12/21	8/28/2000	14 535 28	19 645 81	(5 110 53)
1 400 00	DSM NV	EUR 3	06/12/21-00/12/21	10/6/2000	40 342 95	53 309 67	(12 966 72)
700 00	DSM NV	EUR 3	06/12/21-00/12/21	10/13/2000	19 428 50	26 342 94	(6 914 48)
800 00	DSM NV	EUR 3	06/12/21-00/12/21	10/20/2000	21 004 31	31 093 28	(10 088 97)
1 400 00	DSM NV	EUR 3	06/12/21-00/12/21	10/27/2000	37 311 59	55 575 18	(18 263 57)
4 200 00	DSM NV	EUR 3	06/12/21-00/12/21	11/3/2000	121 184 89	184 433 28	(63 248 40)
1 300 00	DSM NV	EUR 3	06/12/21-00/12/21	11/10/2000	38 988 49	48 968 82	(9 980 33)
500 00	DSM NV	EUR 3	06/12/21-00/12/21	11/17/2000	14 526 87	18 834 16	(4 307 29)
1 110 00	DSM NV	EUR 3	06/12/21-00/12/21	12/8/2000	34 218 81	40 951 87	(6 733 06)
200 00	EPCOS	ORD NPV	06/12/21-00/12/21	6/23/2000	22 593 37	8 696 00	15 897 37
500 00	EPCOS	ORD NPV	06/12/21-00/12/21	6/26/2000	59 098 48	16 740 00	42 358 48
1 400 00	EPCOS	ORD NPV	06/12/21-00/12/21	6/30/2000	184 244 55	48 872 00	137 372 55
100 00	EPCOS	ORD NPV	06/12/21-00/12/21	7/4/2000	11 115 55	3 348 00	7 769 55
200 00	EPCOS	ORD NPV	06/12/21-00/12/21	7/7/2000	20 844 82	6 696 00	13 948 82
100 00	EPCOS	ORD NPV	06/12/21-00/12/21	7/10/2000	10 449 40	3 348 00	7 101 40
700 00	DRESNER BANK AG	NPV (REGD)	06/12/21-00/12/21	4/11/2000	30 852 11	30 252 19	599 92
2 700 00	DRESNER BANK AG	NPV (REGD)	06/12/21-00/12/21	4/13/2000	120 331 29	118 687 03	3 644 26
800 00	DRESNER BANK AG	NPV (REGD)	06/12/21-00/12/21	4/14/2000	26 370 88	25 930 45	440 43
1 500 00	DRESNER BANK AG	NPV (REGD)	06/12/21-00/12/21	6/22/2000	81 288 04	61 288 13	(13 560 00)
3 100 00	DRESNER BANK AG	NPV (REGD)	06/12/21-00/12/21	6/23/2000	124 141 53	133 874 00	(9 832 47)
2 800 00	DRESNER BANK AG	NPV (REGD)	06/12/21-00/12/21	6/28/2000	115 169 57	125 330 51	(10 180 94)
300 00	PT MULTIMEDIA SGPS	EURO S (REGD)	06/12/21-00/12/21	6/25/2000	11 151 78	33 873 45	(22 821 68)
300 00	PT MULTIMEDIA SGPS	EURO S (REGD)	06/12/21-00/12/21	8/29/2000	10 848 08	33 885 07	(24 068 99)
400 00	PT MULTIMEDIA SGPS	EURO S (REGD)	06/12/21-00/12/21	10/16/2000	12 506 23	51 911 24	(39 405 01)
400 00	PT MULTIMEDIA SGPS	EURO S (REGD)	06/12/21-00/12/21	10/23/2000	11 285 89	84 245 76	(42 980 07)
400 00	PT MULTIMEDIA SGPS	EURO S (REGD)	06/12/21-00/12/21	10/31/2000	11 344 82	53 189 45	(41 824 63)
400 00	PT MULTIMEDIA SGPS	EURO S (REGD)	06/12/21-00/12/21	11/2/2000	11 486 31	52 185 34	(40 699 03)
400 00	PT MULTIMEDIA SGPS	EURO S (REGD)	06/12/21-00/12/21	11/7/2000	11 616 65	51 065 07	(39 448 42)
400 00	PT MULTIMEDIA SGPS	EURO S (REGD)	06/12/21-00/12/21	11/8/2000	11 474 72	50 058 10	(38 583 38)
100 00	PT MULTIMEDIA SGPS	EURO S (REGD)	06/12/21-00/12/21	12/13/2000	2 682 56	12 387 86	(9 705 40)
2 900 00	DEUTSCHE TELEKOM	NPV (REGD)	06/12/21-00/12/21	3/8/2000	267 948 11	85 427 95	182 520 16
4 600 00	DEUTSCHE TELEKOM	NPV (REGD)	06/12/21-00/12/21	3/10/2000	419 817 90	135 506 41	284 311 49
2 100 00	DEUTSCHE TELEKOM	NPV (REGD)	06/12/21-00/12/21	4/12/2000	148 963 02	81 861 62	67 101 40
1 200 00	DEUTSCHE TELEKOM	NPV (REGD)	06/12/21-00/12/21	4/14/2000	83 054 88	35 349 50	47 705 38
1 500 00	DEUTSCHE TELEKOM	NPV (REGD)	06/12/21-00/12/21	4/18/2000	100 748 78	44 186 87	56 561 92
2 800 00	DEUTSCHE TELEKOM	NPV (REGD)	06/12/21-00/12/21	6/29/2000	181 409 72	87 482 16	93 927 56
2 100 00	DEUTSCHE TELEKOM	NPV (REGD)	06/12/21-00/12/21	7/20/2000	122 876 05	67 753 21	55 122 84
200 00	INFINEON TECHNOLOGIES AG	ORD NPV	06/12/21-00/12/21	9/4/2000	12 373 52	6 756 05	6 617 47
300 00	INFINEON TECHNOLOGIES AG	ORD NPV	06/12/21-00/12/21	8/8/2000	19 113 09	10 134 08	8 979 01
300 00	INFINEON TECHNOLOGIES AG	ORD NPV	06/12/21-00/12/21	10/6/2000	14 379 59	10 134 08	4 245 51
700 00	INFINEON TECHNOLOGIES AG	ORD NPV	06/12/21-00/12/21	10/8/2000	33 211 01	37 879 08	(4 668 05)
1 800 00	INFINEON TECHNOLOGIES AG	ORD NPV	06/12/21-00/12/21	12/22/2000	88 023 34	133 816 30	(67 892 96)
2 200 00	NOKIA (AB) OY	EURO 06	06/12/21-00/12/21	4/12/2000	115 715 08	96 525 45	86 180 83
1 300 00	NOKIA (AB) OY	EURO 06	06/12/21-00/12/21	4/13/2000	82 859 30	71 448 86	45 512 44
1 700 00	NOKIA (AB) OY	EURO 06	06/12/21-00/12/21	4/18/2000	82 314 49	22 815 12	59 499 37
2 200 00	NOKIA (AB) OY	EURO 06	06/12/21-00/12/21	4/20/2000	111 386 16	29 525 45	81 837 71
1 400 00	NOKIA (AB) OY	EURO 06	06/12/21-00/12/21	4/20/2000	69 486 93	18 784 92	50 708 01
2 800 00	NOKIA (AB) OY	EURO 06	06/12/21-00/12/21	4/25/2000	141 131 52	38 818 81	102 211 61
2 000 00	NOKIA (AB) OY	EURO 06	06/12/21-00/12/21	6/5/2000	183 876 88	38 818 81	124 058 08
100 00	NOKIA (AB) OY	EURO 06	06/12/21-00/12/21	6/5/2000	5 069 09	1 342 07	4 327 02
4 500 00	NOKIA (AB) OY	EURO 06	06/12/21-00/12/21	6/23/2000	735 895 85	80 392 87	175 402 88
7 400 00	NOKIA (AB) OY	EURO 06	06/12/21-00/12/21	12/21/2000	308 688 88	98 312 89	207 375 87
700 00	NOKIA (AB) OY	EURO 06	06/12/21-00/12/21	12/21/2000	29 477 78	9 384 48	20 083 33
4 900 00	STMICROELECTRONICS	EUR 1 04 (SICOVAM)	06/12/21-00/12/21	8/13/2000	318 968 24	127 789 85	192 188 39
1 000 00	STMICROELECTRONICS	EUR 1 04 (SICOVAM)	06/12/21-00/12/21	8/13/2000	63 348 00	26 082 53	37 285 47
2 000 00	STMICROELECTRONICS	EUR 1 04 (SICOVAM)	06/12/21-00/12/21	8/14/2000	130 099 78	52 318 51	77 781 27
1 300 00	STMICROELECTRONICS	EUR 1 04 (SICOVAM)	06/12/21-00/12/21	7/24/2000	78 617 68	34 240 53	45 377 15
500 00	STMICROELECTRONICS	EUR 1 04 (SICOVAM)	06/12/21-00/12/21	7/28/2000	28 268 13	13 189 44	15 088 68
700 00	STMICROELECTRONICS	EUR 1 04 (SICOVAM)	06/12/21-00/12/21	7/31/2000	39 387 83	18 437 21	20 830 42
4 700 00	STMICROELECTRONICS	EUR 1 04 (SICOVAM)	06/12/21-00/12/21	11/14/2000	208 581 00	123 782 71	82 788 29
3 000 00	STMICROELECTRONICS	EUR 1 04 (SICOVAM)	06/12/21-00/12/21	11/18/2000	133 056 47	79 151 06	53 807 38
2 900 00	STMICROELECTRONICS	EUR 1 04 (SICOVAM)	06/12/21-00/12/21	11/17/2000	126 877 80	78 682 89	50 284 81
35 00	QVALDAN AG	CHF 10	06/12/21-00/12/21	8/13/2000	11 028 88	213 49	10 813 17
800 00	QVALDAN AG	CHF 10	06/12/21-00/12/21	11/28/2000	78 804 08	63 500 81	15 303 28
1 700 00	PT MULTIMEDIA COM	EURO S (REGD)	06/12/21-00/12/21	8/14/2000	10 202 88	938 82	9 263 54
200 00	PT MULTIMEDIA COM	EURO S (REGD)	06/12/21-00/12/21	8/20/2000	1 130 19	110 51	1 019 68
1 200 00	PT MULTIMEDIA COM	EURO S (REGD)	06/12/21-00/12/21	8/25/2000	7 188 84	883 04	6 525 80
3 000 00	ASAHI BREWERIES	JPY 50	06/12/21-00/12/21	3/30/2000	29 468 50	44 846 78	(15 378 28)
3 000 00	ASAHI BREWERIES	JPY 50	06/12/21-00/12/21	3/31/2000	30 483 78	44 846 78	(14 363 01)
2 000 00	ASAHI BREWERIES	JPY 50	06/12/21-00/12/21	4/3/2000	20 040 57	29 897 86	(9 857 29)
2 000 00	ASAHI BREWERIES	JPY 50	06/12/21-00/12/21	4/4/2000	20 484 99	29 897 86	(9 412 87)
2 000 00	ASAHI BREWERIES	JPY 50	06/12/21-00/12/21	4/5/2000	20 868 74	29 897 86	(9 028 12)
2 000 00	ASAHI BREWERIES	JPY 50	06/12/21-00/12/21	4/6/2000	21 818 47	29 897 86	(8 278 38)
2 000 00	ASAHI BREWERIES	JPY 50	06/12/21-00/12/21	4/7/2000	22 503 25	29 897 86	(7 394 61)
2 000 00	ASAHI BREWERIES	JPY 50	06/12/21-00/12/21	4/10/2000	22 289 50	29 897 87	(7 584 37)
2 000 00	ASAHI BREWERIES	JPY 50	06/12/21-00/12/21	4/17/2000	21 865 20	29 781 00	(7 915 80)
2 000 00	ASAHI BREWERIES	JPY 50	06/12/21-00/12/21	5/9/2000	20 138 00	29 864 25	(9 525 25)
2 000 00	ASAHI BREWERIES	JPY 50	06/12/21-00/12/21	5/11/2000	21 278 71	29 864 25	(8 585 54)
2							

THE ROCKEFELLER FOUNDATION
EMPLOYEE ID NO 13-165629
GAIN AND LOSSES FOR TAX ON INVESTMENT INCOME
FORM 990 PF 2000 PART IV

Part	Security Name	Security Description	Date Bought	Date Sold	Proceeds	Cost	Realized
2 000 00	WESTPAC BKG CORP	NPV	06/12/2001-00/12/2001	7/7/2000	20 144 94	18 761 44	1 383 50
3 000 00	WESTPAC BKG CORP	NPV	06/12/2001-00/12/2001	7/11/2000	21 224 39	19 408 39	1 816 00
3 100 00	WESTPAC BKG CORP	NPV	06/12/2001-00/12/2001	7/14/2000	21 211 01	20 055 33	1 155 68
3 100 00	WESTPAC BKG CORP	NPV	06/12/2001-00/12/2001	10/27/2000	21 055 33	20 055 33	1 500 00
3 000 00	WESTPAC BKG CORP	NPV	06/12/2001-00/12/2001	10/30/2000	20 809 68	19 408 39	1 201 29
3 400 00	WESTPAC BKG CORP	NPV	06/12/2001-00/12/2001	10/31/2000	23 128 80	21 806 17	1 132 73
3 100 00	WESTPAC BKG CORP	NPV	06/12/2001-00/12/2001	11/1/2000	21 154 81	20 055 33	1 099 48
3 300 00	WESTPAC BKG CORP	NPV	06/12/2001-00/12/2001	11/17/2000	23 054 55	21 349 22	1 705 33
2 900 00	WESTPAC BKG CORP	NPV	06/12/2001-00/12/2001	12/11/2000	21 044 73	18 761 44	2 283 29
2 900 00	WESTPAC BKG CORP	NPV	06/12/2001-00/12/2001	12/12/2000	20 988 24	18 761 44	2 226 80
2 900 00	WESTPAC BKG CORP	NPV	06/12/2001-00/12/2001	12/13/2000	20 687 59	18 761 44	1 926 25
2 900 00	WESTPAC BKG CORP	NPV	06/12/2001-00/12/2001	12/14/2000	20 500 17	18 761 44	1 738 73
3 000 00	WESTPAC BKG CORP	NPV	06/12/2001-00/12/2001	12/18/2000	21 202 30	19 408 39	1 793 91
2 900 00	WESTPAC BKG CORP	NPV	06/12/2001-00/12/2001	12/21/2000	20 973 93	18 761 44	2 212 49
13 500 00	COCA COLA AMATL	NPV(POST RECONSTRUCTION)	06/12/2001-00/12/2001	5/16/2000	27 013 51	43 808 72	(16 795 21)
11 600 00	COCA COLA AMATL	NPV(POST RECONSTRUCTION)	06/12/2001-00/12/2001	5/17/2000	23 412 56	37 765 18	(14 352 52)
16 700 00	COCA COLA AMATL	NPV(POST RECONSTRUCTION)	06/12/2001-00/12/2001	5/22/2000	32 570 70	62 087 88	(29 517 18)
11 200 00	COCA COLA AMATL	NPV(POST RECONSTRUCTION)	06/12/2001-00/12/2001	5/26/2000	21 583 28	42 853 95	(21 270 67)
10 101 00	COCA COLA AMATL	NPV(POST RECONSTRUCTION)	06/12/2001-00/12/2001	6/15/2000	20 445 41	38 129 31	(17 683 90)
10 311 00	COCA COLA AMATL	NPV(POST RECONSTRUCTION)	06/12/2001-00/12/2001	6/19/2000	20 325 08	38 707 03	(18 381 94)
11 000 00	COCA COLA AMATL	NPV(POST RECONSTRUCTION)	06/12/2001-00/12/2001	6/23/2000	20 803 14	41 293 50	(20 490 36)
10 800 00	COCA COLA AMATL	NPV(POST RECONSTRUCTION)	06/12/2001-00/12/2001	6/24/2000	20 286 40	41 085 60	(20 799 20)
11 000 00	COCA COLA AMATL	NPV(POST RECONSTRUCTION)	06/12/2001-00/12/2001	6/29/2000	20 863 27	41 370 30	(20 507 03)
99 800 00	COCA COLA AMATL	NPV(POST RECONSTRUCTION)	06/12/2001-00/12/2001	6/30/2000	186 307 27	387 328 67	(211 021 40)
10 300 00	COCA COLA AMATL	NPV(POST RECONSTRUCTION)	06/12/2001-00/12/2001	7/8/2000	20 723 61	46 651 82	(25 928 21)
9 900 00	COCA COLA AMATL	NPV(POST RECONSTRUCTION)	06/12/2001-00/12/2001	7/11/2000	20 501 57	44 233 54	(23 732 01)
9 714 00	COCA COLA AMATL	NPV(POST RECONSTRUCTION)	06/12/2001-00/12/2001	7/13/2000	20 106 78	42 448 68	(22 342 20)
9 700 00	COCA COLA AMATL	NPV(POST RECONSTRUCTION)	06/12/2001-00/12/2001	7/14/2000	20 225 89	41 757 49	(21 531 60)
20 500 00	COCA COLA AMATL	NPV(POST RECONSTRUCTION)	06/12/2001-00/12/2001	7/20/2000	40 878 65	84 308 54	(43 429 89)
20 400 00	COCA COLA AMATL	NPV(POST RECONSTRUCTION)	06/12/2001-00/12/2001	7/31/2000	39 580 78	85 794 81	(46 214 03)
18 308 00	COCA COLA AMATL	NPV(POST RECONSTRUCTION)	06/12/2001-00/12/2001	8/10/2000	36 569 83	76 083 67	(39 513 84)
1 000 00	FUJITSU SUPPORT AN		06/12/2001-00/12/2001	8/23/2000	195 145 59	314 214 70	(119 069 11)
0 000 00	FUJITSU SUPPORT AN		06/12/2001-00/12/2001	8/26/2000	86 532 18	114 765 80	(28 233 62)
0 000 00	NTT DOCOMO	NPV	06/12/2001-00/12/2001	3/8/2000	231 869 98	241 194 32	(9 324 34)
2 000 00	NTT DOCOMO	NPV	06/12/2001-00/12/2001	3/9/2000	76 313 46	80 388 10	(4 074 64)
4 000 00	NTT DOCOMO	NPV	06/12/2001-00/12/2001	3/10/2000	148 926 83	160 796 21	(11 869 38)
1 000 00	NTT DOCOMO	NPV	06/12/2001-00/12/2001	3/14/2000	36 060 36	40 199 05	(4 138 69)
3 000 00	NTT DOCOMO	NPV	06/12/2001-00/12/2001	3/14/2000	38 736 66	40 199 05	(1 462 40)
3 000 00	NTT DOCOMO	NPV	06/12/2001-00/12/2001	6/7/2000	76 708 57	40 199 05	36 509 52
3 000 00	NTT DOCOMO	NPV	06/12/2001-00/12/2001	6/8/2000	77 716 02	0 00	77 716 02
1 000 00	NTT DOCOMO	NPV	06/12/2001-00/12/2001	6/9/2000	78 073 52	0 00	78 073 52
2 000 00	NTT DOCOMO	NPV	06/12/2001-00/12/2001	8/10/2000	25 743 71	0 00	25 743 71
1 000 00	NTT DOCOMO	NPV	06/12/2001-00/12/2001	8/11/2000	51 558 11	0 00	51 558 11
5 000 00	NTT DOCOMO	NPV	06/12/2001-00/12/2001	8/15/2000	25 187 76	0 00	25 187 76
5 000 00	CHARTERED SEMI CONDUCTORS	SGDO 26	06/12/2001-00/12/2001	9/26/2000	144 055 57	44 055 57	100 000 00
6 000 00	CHARTERED SEMI CONDUCTORS	SGDO 26	06/12/2001-00/12/2001	11/17/2000	20 018 48	32 573 73	(12 555 25)
6 000 00	CHARTERED SEMI CONDUCTORS	SGDO 26	06/12/2001-00/12/2001	11/21/2000	23 372 17	39 036 08	(15 663 91)
4 100 00	CHARTERED SEMI CONDUCTORS	SGDO 26	06/12/2001-00/12/2001	11/24/2000	22 872 49	39 036 08	(16 163 59)
7 000 00	CHARTERED SEMI CONDUCTORS	SGDO 26	06/12/2001-00/12/2001	11/28/2000	15 442 78	26 674 85	(11 232 07)
6 900 00	CHARTERED SEMI CONDUCTORS	SGDO 26	06/12/2001-00/12/2001	12/5/2000	22 934 88	45 542 10	(22 607 22)
186 000 00	LI - FUNG	HKDO 05	06/12/2001-00/12/2001	12/13/2000	23 772 90	44 891 49	(21 118 59)
2 000 00	CREATIVE TECHNOLOG	ORD SGDO 25	06/12/2001-00/12/2001	9/18/2000	25 581 89	58 923 81	(33 341 92)
2 000 00	CREATIVE TECHNOLOG	ORD SGDO 25	06/12/2001-00/12/2001	12/14/2000	24 787 45	60 488 76	(35 701 31)
3 000 00	CREATIVE TECHNOLOG	ORD SGDO 25	06/12/2001-00/12/2001	12/20/2000	32 495 36	101 644 46	(69 149 10)
5 500 00	COLES MYER LIMITED	NPV	06/12/2001-00/12/2001	6/23/2000	20 375 56	27 932 33	(7 556 77)
5 500 00	COLES MYER LIMITED	NPV	06/12/2001-00/12/2001	6/26/2000	20 390 40	27 932 33	(7 541 93)
6 300 00	COLES MYER LIMITED	NPV	06/12/2001-00/12/2001	6/27/2000	23 539 85	31 995 21	(8 455 36)
5 700 00	COLES MYER LIMITED	NPV	06/12/2001-00/12/2001	6/28/2000	21 414 57	28 048 05	(6 633 48)
5 400 00	COLES MYER LIMITED	NPV	06/12/2001-00/12/2001	6/28/2000	20 357 15	27 424 46	(7 067 31)
9 000 00	COLES MYER LIMITED	NPV	06/12/2001-00/12/2001	6/29/2000	34 074 57	45 707 44	(11 632 87)
15 800 00	COLES MYER LIMITED	NPV	06/12/2001-00/12/2001	6/30/2000	58 047 74	79 226 23	(21 178 49)
7 900 00	COLES MYER LIMITED	NPV	06/12/2001-00/12/2001	7/3/2000	60 694 93	84 120 88	(23 425 95)
5 200 00	COLES MYER LIMITED	NPV	06/12/2001-00/12/2001	7/4/2000	20 531 92	26 408 74	(5 876 82)
5 300 00	COLES MYER LIMITED	NPV	06/12/2001-00/12/2001	7/11/2000	20 051 93	26 916 60	(6 864 67)
5 700 00	COLES MYER LIMITED	NPV	06/12/2001-00/12/2001	7/13/2000	21 824 79	28 948 05	(7 123 26)
5 400 00	COLES MYER LIMITED	NPV	06/12/2001-00/12/2001	7/13/2000	20 548 31	27 424 47	(6 876 16)
5 200 00	COLES MYER LIMITED	NPV	06/12/2001-00/12/2001	7/14/2000	18 932 25	26 408 74	(7 476 49)
2 200 00	COLES MYER LIMITED	NPV	06/12/2001-00/12/2001	7/18/2000	8 841 36	11 172 83	(2 331 47)
60 000 00	LEGEND HOLDINGS	HKDO 025	06/12/2001-00/12/2001	6/27/2000	56 270 28	96 768 47	(39 498 19)
74 000 00	LEGEND HOLDINGS	HKDO 025	06/12/2001-00/12/2001	6/28/2000	71 757 85	122 892 22	(50 934 37)
52 000 00	LEGEND HOLDINGS	HKDO 025	06/12/2001-00/12/2001	6/29/2000	51 343 99	108 421 28	(57 077 29)
24 000 00	LEGEND HOLDINGS	HKDO 025	06/12/2001-00/12/2001	6/30/2000	23 157 58	50 040 59	(26 883 01)
24 000 00	LEGEND HOLDINGS	HKDO 025	06/12/2001-00/12/2001	7/3/2000	23 161 87	50 040 59	(26 878 72)
52 000 00	LEGEND HOLDINGS	HKDO 025	06/12/2001-00/12/2001	7/5/2000	50 473 20	108 421 28	(57 948 08)
42 000 00	LEGEND HOLDINGS	HKDO 025	06/12/2001-00/12/2001	7/8/2000	38 965 68	82 834 14	(43 868 46)
34 000 00	LEGEND HOLDINGS	HKDO 025	06/12/2001-00/12/2001	7/11/2000	32 854 48	64 180 25	(31 325 76)
28 000 00	LEGEND HOLDINGS	HKDO 025	06/12/2001-00/12/2001	7/12/2000	28 012 17	52 854 32	(24 842 15)
28 000 00	LEGEND HOLDINGS	HKDO 025	06/12/2001-00/12/2001	7/13/2000	28 176 98	53 815 94	(25 638 96)
20 000 00	LEGEND HOLDINGS	HKDO 025	06/12/2001-00/12/2001	7/14/2000	20 221 34	39 126 82	(18 905 48)
20 000 00	LEGEND HOLDINGS	HKDO 025	06/12/2001-00/12/2001	7/17/2000	21 384 81	38 126 83	(16 742 02)
20 000 00	LEGEND HOLDINGS	HKDO 025	06/12/2001-00/12/2001	7/18/2000	21 336 33	39 126 82	(17 790 49)
6 000 00	LEGEND HOLDINGS	HKDO 025	06/12/2001-00/12/2001	7/18/2000	6 509 79	11 738 05	(5 228 26)
31 000 00	DDI CORP	JPY5000	06/12/2001-00/12/2001	5/8/2000	353 895 13	148 420 03	205 475 10
3 000 00	DDI CORP	JPY5000	06/12/2001-00/12/2001	8/31/2000	23 346 71	14 132 88	9 213 83
3 000 00	DDI CORP	JPY5000	06/12/2001-00/12/2001	9/1/2000	23 756 88	14 406 76	9 350 12
3 000 00	DDI CORP	JPY5000	06/12/2001-00/12/2001	9/4/2000	23 647 88	14 406 77	9 241 11
3 000 00	DDI CORP	JPY5000	06/12/2001-00/12/2001	9/5/2000	23 609 43	14 406 76	9 202 67
3 000 00	DDI CORP	JPY5000	06/12/2001-00/12/2001	9/8/2000	22 885 78	14 406 76	8 479 02
3 000 00	DDI CORP	JPY5000	06/12/2001-00/12/2001	9/7/2000	22 943 55	14 406 77	8 536 78
8 000 00	DDI CORP	JPY5000	06/12/2001-00/12/2001	9/8/2000	44 473 80	28 813 53	15 660 27
12 500 00	JOHNSON ELEC HLDGS	HKDO 05(PARALLEL 20SEP00)	06/12/2001-00/12/2001	8/17/2000	28 865 29	9 355 53	19 509 76
807 00	ONESTEEL	NPV	06/12/2001-00/12/2001	10/25/2000	367 03	367 03	0 00
8 765 00	ONESTEEL	NPV	06/12/2001-00/12/2001	10/26/2000	4 571 18	2 743 38	1 827 80
5 000 00	FUJITSU	JPY50	06/12/2001-00/12/2001	3/15/2000	145 984 15	158 065 50	(12 081 35)
5 000 00	FUJITSU	JPY50	06/12/2001-00/12/2001	3/16/2000	143 223 19	155 178 03	(11 954 84)
1 000 00	FUJITSU	JPY50	06/12/2001-00/12/2001	4/3/2000	31 405 17	30 960 73	444 44
2 000 00	FUJITSU	JPY50	06/12/2001-00/12/2001	4/4/2000	62 470 60	58 223 84	4 246 76
2 000 00	FUJITSU	JPY50	06/12/2001-00/12/2001	4/5/2000	60 116 06	58 223 83	1 892 23
1 000 00	FUJITSU	JPY50	06/12/2001-00/12/2001	4/6/2000	30 021 00	29 111 97	909 03
1 000 00	FUJITSU	JPY50	06/12/2001-00/12/2001	4/7/2000	29 007 18	29 078 81	(76 63)
1 000 00	FUJITSU	JPY50	06/12/2001-00/12/2001	4/10/2000	30 091 32	29 078 82	412 50
300 00	FUJITSU WARE ABC	JPY50	06/12/2001-00/12/2001	4/13/2000	28 691 88	29 078 81	(286 93)
300 00	HIROSE ELECTRIC	JPY50	06/12/2001				

THE ROCKEFELLER FOUNDATION
EMPLOYEE ID NO 13-165629
GAIN AND LOSSES FOR TAX ON INVESTMENT INCOME
FORM 990 PF 2000 PART IV

Par	Security Name	Security Description	Date Bought	Date Sold	Proceeds	Cost	Realized
1 000 00	KAO CORP	JPY50	06/12/21-00/12/21	9/11/2000	26 786 48	27 256 00	(573 42)
2 000 00	KAO CORP	JPY50	06/12/21-00/12/21	9/12/2000	52 731 45	55 156 40	(2 424 95)
2 000 00	KAO CORP	JPY50	06/12/21-00/12/21	9/13/2000	53 173 16	54 521 45	(1 348 29)
2 000 00	KAO CORP	JPY50	06/12/21-00/12/21	9/14/2000	53 122 00	53 886 51	(764 51)
1 000 00	KAO CORP	JPY50	06/12/21-00/12/21	9/19/2000	26 007 85	26 586 87	(579 02)
3 000 00	KAO CORP	JPY50	06/12/21-00/12/21	9/22/2000	78 532 41	82 032 62	(3 500 21)
1 000 00	KAO CORP	JPY50	06/12/21-00/12/21	9/25/2000	26 956 77	29 174 16	(2 167 39)
300 00	KEYENCE CORP	JPY50	06/12/21-00/12/21	1/8/2000	101 083 37	34 616 87	66 466 50
200 00	KEYENCE CORP	JPY50	06/12/21-00/12/21	1/7/2000	82 438 10	23 077 81	59 360 29
700 00	KEYENCE CORP	JPY50	06/12/21-00/12/21	1/11/2000	238 901 33	60 772 70	178 128 63
200 00	KEYENCE CORP	JPY50	06/12/21-00/12/21	1/12/2000	67 301 61	23 077 92	44 223 69
100 00	KEYENCE CORP	JPY50	06/12/21-00/12/21	1/17/2000	31 981 97	11 536 96	20 445 01
400 00	KEYENCE CORP	JPY50	06/12/21-00/12/21	1/21/2000	142 479 72	46 155 83	96 323 89
100 00	KEYENCE CORP	JPY50	06/12/21-00/12/21	5/24/2000	33 498 75	10 489 96	23 008 79
300 00	KEYENCE CORP	JPY50	06/12/21-00/12/21	5/25/2000	95 285 44	31 746 15	63 539 29
100 00	KEYENCE CORP	JPY50	06/12/21-00/12/21	5/26/2000	30 077 67	10 664 63	19 413 04
100 00	KEYENCE CORP	JPY50	06/12/21-00/12/21	5/29/2000	30 419 61	10 864 63	19 554 98
100 00	KEYENCE CORP	JPY50	06/12/21-00/12/21	5/30/2000	30 611 54	10 864 62	19 746 92
100 00	KEYENCE CORP	JPY50	06/12/21-00/12/21	5/31/2000	2 965 58	1 088 46	1 877 12
300 00	KEYENCE CORP	JPY50	06/12/21-00/12/21	5/31/2000	92 028 80	32 853 88	59 174 92
300 00	KEYENCE CORP	JPY50	06/12/21-00/12/21	12/26/2000	72 340 37	32 878 41	39 461 96
400 00	KEYENCE CORP	JPY50	06/12/21-00/12/21	12/21/2000	97 696 01	44 436 66	53 259 35
200 00	KEYENCE CORP	JPY50	06/12/21-00/12/21	12/28/2000	48 791 85	27 218 33	21 573 52
3 700 00	NEWBRIDGE NETWORKS CORP	COM	06/12/21-00/12/21	2/23/2000	119 669 47	106 790 57	12 878 90
4 200 00	NEWBRIDGE NETWORKS CORP	COM	06/12/21-00/12/21	2/24/2000	140 212 66	128 628 28	11 584 38
7 200 00	NEWBRIDGE NETWORKS CORP	COM	06/12/21-00/12/21	2/25/2000	243 204 49	224 946 74	18 257 75
1 600 00	LEND LEASE CORP	NPV	06/12/21-00/12/21	6/22/2000	22 047 06	23 577 71	(1 530 65)
1 700 00	LEND LEASE CORP	NPV	06/12/21-00/12/21	6/23/2000	20 831 51	22 267 83	(1 436 32)
1 600 00	LEND LEASE CORP	NPV	06/12/21-00/12/21	6/30/2000	20 309 08	20 847 70	(538 62)
1 700 00	LEND LEASE CORP	NPV	06/12/21-00/12/21	7/4/2000	21 439 26	22 097 43	(658 17)
1 200 00	LEND LEASE CORP	NPV	06/12/21-00/12/21	7/6/2000	15 267 88	15 598 18	(330 30)
18 175 00	LEND LEASE CORP	NPV	06/12/21-00/12/21	9/29/2000	68 835 57	236 410 36	(167 474 84)
20 00	LEND LEASE CORP	NPV	06/12/21-00/12/21	9/29/2000	75 84	261 40	(185 56)
4 300 00	NORTEL NETWORKS CORP	COM	06/12/21-00/12/21	10/17/2000	281 647 73	58 473 08	223 174 65
3 800 00	NORTEL NETWORKS CORP	COM	06/12/21-00/12/21	10/14/2000	146 007 16	51 673 89	94 333 27
3 800 00	NORTEL NETWORKS CORP	COM	06/12/21-00/12/21	1/23/2000	143 147 74	51 673 86	91 473 88
3 700 00	NORTEL NETWORKS CORP	COM	06/12/21-00/12/21	1/24/2000	142 658 0	50 314 05	92 344 02
1 500 00	NORTEL NETWORKS CORP	COM	06/12/21-00/12/21	1/27/2000	60 193 53	20 397 59	39 795 94
2 000 00	NORTEL NETWORKS CORP	COM	06/12/21-00/12/21	1/7/2000	182 635 16	54 293 57	128 341 59
5 800 00	NORTEL NETWORKS CORP	COM	06/12/21-00/12/21	2/9/2000	714 062 75	157 741 34	556 321 41
1 000 00	MURATA MFG CO	JPY50	06/12/21-00/12/21	1/7/2000	164 114 44	39 767 21	124 347 23
1 000 00	MURATA MFG CO	JPY50	06/12/21-00/12/21	1/11/2000	191 203 25	39 767 21	151 436 04
1 000 00	MURATA MFG CO	JPY50	06/12/21-00/12/21	1/26/2000	190 387 80	39 767 22	150 620 58
1 000 00	MURATA MFG CO	JPY50	06/12/21-00/12/21	1/28/2000	201 532 59	39 767 21	161 765 38
1 000 00	MURATA MFG CO	JPY50	06/12/21-00/12/21	5/2/2000	202 832 01	39 425 44	163 406 57
1 000 00	MURATA MFG CO	JPY50	06/12/21-00/12/21	7/21/2000	146 494 27	39 425 44	107 068 83
1 000 00	MURATA MFG CO	JPY50	06/12/21-00/12/21	8/23/2000	129 054 20	39 425 44	89 628 76
1 000 00	MURATA MFG CO	JPY50	06/12/21-00/12/21	11/6/2000	130 352 77	39 425 44	90 927 33
1 100 00	NICHIEI CO	JPY50	06/12/21-00/12/21	1/5/2000	21 727 79	92 048 90	(70 321 11)
1 800 00	NICHIEI CO	JPY50	06/12/21-00/12/21	1/11/2000	33 207 83	150 280 24	(117 072 41)
200 00	NINTENDO CO	JPY50	06/12/21-00/12/21	2/22/2000	43 181 45	19 142 78	24 038 67
100 00	NINTENDO CO	JPY50	06/12/21-00/12/21	2/24/2000	21 205 84	9 571 39	11 634 45
100 00	NINTENDO CO	JPY50	06/12/21-00/12/21	2/29/2000	21 682 44	9 571 39	12 111 05
300 00	NINTENDO CO	JPY50	06/12/21-00/12/21	8/23/2000	54 386 44	28 714 18	25 672 26
200 00	NINTENDO CO	JPY50	06/12/21-00/12/21	8/25/2000	33 588 18	19 142 77	14 445 41
200 00	NINTENDO CO	JPY50	06/12/21-00/12/21	8/26/2000	32 860 62	19 262 20	14 598 42
200 00	NINTENDO CO	JPY50	06/12/21-00/12/21	8/28/2000	34 168 57	19 381 61	14 786 96
100 00	NINTENDO CO	JPY50	06/12/21-00/12/21	8/30/2000	16 884 15	9 690 81	7 193 34
200 00	NINTENDO CO	JPY50	06/12/21-00/12/21	10/11/2000	35 412 06	19 381 61	16 030 45
200 00	NINTENDO CO	JPY50	06/12/21-00/12/21	10/12/2000	35 587 44	19 381 61	16 205 83
200 00	NINTENDO CO	JPY50	06/12/21-00/12/21	10/13/2000	35 182 20	19 381 61	15 800 59
200 00	NINTENDO CO	JPY50	06/12/21-00/12/21	10/16/2000	35 242 46	19 381 61	15 860 85
200 00	NINTENDO CO	JPY50	06/12/21-00/12/21	10/23/2000	35 378 10	19 381 61	15 996 49
200 00	NINTENDO CO	JPY50	06/12/21-00/12/21	10/25/2000	35 118 20	19 381 61	15 736 59
200 00	NINTENDO CO	JPY50	06/12/21-00/12/21	10/27/2000	34 811 36	19 381 61	15 429 75
200 00	NINTENDO CO	JPY50	06/12/21-00/12/21	10/30/2000	34 583 81	19 381 61	15 202 20
200 00	NINTENDO CO	JPY50	06/12/21-00/12/21	11/6/2000	35 194 18	19 381 61	15 812 58
1 000 00	NEC CORP	JPY50	06/12/21-00/12/21	5/8/2000	27 173 19	9 496 48	17 676 71
1 000 00	NEC CORP	JPY50	06/12/21-00/12/21	5/10/2000	25 610 52	9 496 48	16 114 04
1 000 00	NEC CORP	JPY50	06/12/21-00/12/21	5/16/2000	26 210 21	9 496 48	16 713 73
11 000 00	NEC CORP	JPY50	06/12/21-00/12/21	11/6/2000	237 230 32	107 230 32	129 999 99
3 000 00	NEC CORP	JPY50	06/12/21-00/12/21	11/6/2000	83 401 84	31 085 35	52 316 49
3 000 00	NEC CORP	JPY50	06/12/21-00/12/21	11/14/2000	58 796 53	31 386 83	27 409 70
2 000 00	NEC CORP	JPY50	06/12/21-00/12/21	11/15/2000	39 938 36	21 320 77	18 617 59
2 000 00	NEC CORP	JPY50	06/12/21-00/12/21	11/18/2000	38 613 25	21 521 45	17 091 80
2 000 00	NEC CORP	JPY50	06/12/21-00/12/21	11/17/2000	37 486 25	21 722 12	15 764 13
7 00	NIPPON TEL TEL CP	JPY50000	06/12/21-00/12/21	5/11/2000	86 524 43	110 256 10	(23 731 67)
7 00	NIPPON TEL TEL CP	JPY50000	06/12/21-00/12/21	5/12/2000	85 788 18	110 256 11	(24 468 93)
10 00	NIPPON TEL TEL CP	JPY50000	06/12/21-00/12/21	5/29/2000	134 852 53	150 888 21	(16 035 68)
4 00	NIPPON TEL TEL CP	JPY50000	06/12/21-00/12/21	9/26/2000	42 582 74	64 589 05	(22 006 31)
2 00	NIPPON TEL TEL CP	JPY50000	06/12/21-00/12/21	9/27/2000	20 348 92	32 294 53	(11 945 61)
1 00	NIPPON TEL TEL CP	JPY50000	06/12/21-00/12/21	9/28/2000	10 092 95	16 147 26	(6 054 31)
2 000 00	NIPPON SHEET GLASS	JPY50	06/12/21-00/12/21	11/6/2000	33 022 04	16 045 97	17 176 07
2 000 00	NIPPON SHEET GLASS	JPY50	06/12/21-00/12/21	11/13/2000	33 279 54	17 180 74	16 098 80
2 000 00	NIPPON SHEET GLASS	JPY50	06/12/21-00/12/21	11/14/2000	32 067 48	18 315 49	14 651 99
2 000 00	NIPPON SHEET GLASS	JPY50	06/12/21-00/12/21	11/21/2000	57 744 32	36 613 78	21 130 54
2 000 00	NIPPON SHEET GLASS	JPY50	06/12/21-00/12/21	11/22/2000	29 401 15	18 035 36	11 365 79
2 000 00	NIPPON SHEET GLASS	JPY50	06/12/21-00/12/21	11/27/2000	28 124 02	17 768 89	10 355 13
3 000 00	NIPPON SHEET GLASS	JPY50	06/12/21-00/12/21	12/27/2000	24 713 30	19 073 16	5 640 14
10 800 00	OBE INS GROUP	NPV	06/12/21-00/12/21	12/29/2000	36 952 98	28 471 90	8 481 08
8 500 00	OBE INS GROUP	NPV	06/12/21-00/12/21	8/18/2000	56 387 20	43 556 04	12 831 16
7 300 00	OBE INS GROUP	NPV	06/12/21-00/12/21	8/22/2000	32 679 76	26 899 82	5 779 94
6 200 00	OBE INS GROUP	NPV	06/12/21-00/12/21	8/13/2000	35 345 64	29 963 28	5 382 36
100 00	ROHM CO	JPY50	06/12/21-00/12/21	8/21/2000	29 331 78	25 083 56	4 248 22
100 00	ROHM CO	JPY50	06/12/21-00/12/21	12/8/2000	32 938 69	8 649 85	24 288 84
100 00	ROHM CO	JPY50	06/12/21-00/12/21	1/31/2000	33 013 34	8 649 85	24 363 49
200 00	ROHM CO	JPY50	06/12/21-00/12/21	2/2/2000	32 891 49	8 649 85	24 241 64
200 00	ROHM CO	JPY50	06/12/21-00/12/21	3/10/2000	84 143 42	17 696 71	66 446 71
300 00	ROHM CO	JPY50	06/12/21-00/12/21	3/12/2000	81 943 41	17 696 71	64 246 70
800 00	ROHM CO	JPY50	06/12/21-00/12/21	3/14/2000	84 242 27	26 460 72	57 781 55
400 00	ROHM CO	JPY50	06/12/21-00/12/21	6/16/2000	170 542 26	52 832 57	117 709 69
300 00	SONY CORP	JPY50	06/12/21-00/12/21	6/18/2000	113 394 11	35 294 26	78 099 85
1 200 00	SONY CORP	JPY50	06/12/21-00/12/21	1/5/2000	80 015 97	22 780 60	57 235 37
83 00	SONY CORP	JPY50	06/12/21-00/12/21	1/7/2000	270 378 94	81 122 41	189 256 53
1 000 00	SONY CORP	JPY50	06/12/21-00/12/21	1/18/2000	21 277 56	7 061 99	14 215 57
2 000 00	SONY CORP	JPY50	06/12/21-00/12/21	2/23/2000	270 146 32	75 835 34	194 310 98
2 000 00	SONY CORP	JPY50	06/12/21-00/12/21	7/21/2000	196 868 22	75 935 34	120 932 88
2 300 00	SONY CORP	JPY50	06/12/21-00/12/21	7/24/2000	220 504 42	87	

THE ROCKEFELLER FOUNDATION
EMPLOYEE ID NO 13 165629
GAIN AND LOSSES FOR TAX ON INVESTMENT INCOME
FORM 990 PF 2000 PART IV

Par	Security Name	Security Description	Date Bought	Date Sold	Proceeds	Cost	Realized
1 000 00	SONY CORP	JPY50	06/12/21-00/12/21	10/11/2000	95 921.45	37 067.87	57 953.78
3 000 00	SONY CORP	JPY50	06/12/21-00/12/21	10/18/2000	28 247.83	11 390.30	16 857.33
1 100 00	SONY CORP	JPY50	06/12/21-00/12/21	10/23/2000	104 510.05	41 784.44	62 745.61
600 00	SONY CORP	JPY50	06/12/21-00/12/21	10/24/2000	57 291.44	22 780.61	34 510.83
1 300 00	SONY CORP	JPY50	06/12/21-00/12/21	12/1/2000	96 165.00	49 357.97	46 807.03
1 400 00	SONY CORP	JPY50	06/12/21-00/12/21	12/4/2000	106 361.89	53 154.74	53 207.15
800 00	SONY CORP	JPY50	06/12/21-00/12/21	12/8/2000	72 158.02	34 170.90	37 987.12
300 00	SONY CORP	JPY50	06/12/21-00/12/21	12/7/2000	23 338.71	11 360.30	11 948.41
5 000 00	SUZUKI MOTOR CORP	JPY50	06/12/21-00/12/21	6/15/2000	60 072.99	60 374.91	(301.92)
8 000 00	SUZUKI MOTOR CORP	JPY50	06/12/21-00/12/21	6/19/2000	72 130.66	72 449.90	(319.24)
3 000 00	SUZUKI MOTOR CORP	JPY50	06/12/21-00/12/21	6/20/2000	37 348.38	36 224.95	1 123.43
3 000 00	SUZUKI MOTOR CORP	JPY50	06/12/21-00/12/21	6/26/2000	37 097.94	36 224.95	872.99
2 000 00	SUZUKI MOTOR CORP	JPY50	06/12/21-00/12/21	6/29/2000	25 136.90	24 149.98	986.92
2 000 00	SUZUKI MOTOR CORP	JPY50	06/12/21-00/12/21	6/30/2000	25 614.42	24 149.98	1 464.44
2 000 00	SUZUKI MOTOR CORP	JPY50	06/12/21-00/12/21	7/5/2000	24 956.09	24 149.97	806.12
2 000 00	SUZUKI MOTOR CORP	JPY50	06/12/21-00/12/21	7/8/2000	24 990.45	24 149.97	840.48
2 000 00	SUZUKI MOTOR CORP	JPY50	06/12/21-00/12/21	7/11/2000	24 913.95	24 149.96	763.99
2 000 00	SUZUKI MOTOR CORP	JPY50	06/12/21-00/12/21	8/18/2000	22 107.06	24 149.96	(2 042.90)
2 000 00	SUZUKI MOTOR CORP	JPY50	06/12/21-00/12/21	9/1/2000	20 822.43	24 149.97	(3 327.54)
2 000 00	SUZUKI MOTOR CORP	JPY50	06/12/21-00/12/21	9/8/2000	18 869.98	24 149.98	(4 280.00)
3 000 00	SUZUKI MOTOR CORP	JPY50	06/12/21-00/12/21	9/12/2000	29 080.80	36 224.95	(7 144.15)
3 000 00	SUZUKI MOTOR CORP	JPY50	06/12/21-00/12/21	9/14/2000	32 075.30	36 224.95	(4 149.65)
2 000 00	SUZUKI MOTOR CORP	JPY50	06/12/21-00/12/21	9/14/2000	20 670.32	24 149.97	(3 479.65)
2 000 00	SUZUKI MOTOR CORP	JPY50	06/12/21-00/12/21	9/18/2000	21 838.14	24 149.96	(2 311.82)
2 000 00	SUZUKI MOTOR CORP	JPY50	06/12/21-00/12/21	9/18/2000	21 664.26	24 149.96	(2 485.70)
2 000 00	SUZUKI MOTOR CORP	JPY50	06/12/21-00/12/21	9/22/2000	20 700.44	24 149.97	(3 449.53)
2 000 00	SUZUKI MOTOR CORP	JPY50	06/12/21-00/12/21	10/5/2000	22 604.15	24 149.97	(1 545.82)
2 000 00	SUZUKI MOTOR CORP	JPY50	06/12/21-00/12/21	10/11/2000	22 285.83	24 149.98	(1 864.15)
2 000 00	SUZUKI MOTOR CORP	JPY50	06/12/21-00/12/21	10/13/2000	21 332.65	24 149.97	(2 817.32)
2 000 00	SUZUKI MOTOR CORP	JPY50	06/12/21-00/12/21	10/26/2000	20 793.18	24 149.98	(3 356.77)
4 000 00	TAKEDA CHEM INDS	JPY50	06/12/21-00/12/21	6/23/2000	268 865.20	145 736.08	120 929.14
3 000 00	TAKEDA CHEM INDS	JPY50	06/12/21-00/12/21	6/26/2000	193 318.58	109 302.05	84 016.53
2 000 00	TAKEDA CHEM INDS	JPY50	06/12/21-00/12/21	6/27/2000	132 335.29	77 866.03	59 469.26
4 000 00	TAKEDA CHEM INDS	JPY50	06/12/21-00/12/21	6/28/2000	263 286.68	145 736.08	117 550.60
3 000 00	TAKEDA CHEM INDS	JPY50	06/12/21-00/12/21	6/29/2000	109 022.98	109 302.04	(279.06)
300 00	ADVANTEST	JPY50	06/12/21-00/12/21	2/28/2000	57 824.22	19 506.44	38 317.78
300 00	ADVANTEST	JPY50	06/12/21-00/12/21	2/29/2000	54 598.51	19 506.44	35 092.07
200 00	ADVANTEST	JPY50	06/12/21-00/12/21	3/1/2000	38 006.12	13 004.29	25 001.83
200 00	ADVANTEST	JPY50	06/12/21-00/12/21	3/2/2000	37 486.72	13 004.29	24 482.43
200 00	ADVANTEST	JPY50	06/12/21-00/12/21	3/3/2000	37 362.11	13 004.28	24 357.82
200 00	ADVANTEST	JPY50	06/12/21-00/12/21	3/17/2000	55 564.93	19 506.44	36 058.49
200 00	ADVANTEST	JPY50	06/12/21-00/12/21	3/21/2000	36 765.31	13 004.29	23 761.02
200 00	ADVANTEST	JPY50	06/12/21-00/12/21	3/29/2000	58 018.19	19 506.44	38 511.75
200 00	ADVANTEST	JPY50	06/12/21-00/12/21	4/25/2000	158 459.68	45 515.03	112 944.65
1 100 00	ADVANTEST	JPY50	06/12/21-00/12/21	4/28/2000	243 663.74	71 523.81	172 140.13
700 00	ADVANTEST	JPY50	06/12/21-00/12/21	4/27/2000	162 063.72	45 515.02	116 548.70
1 000 00	TAIYO YUDEN CO	JPY50	06/12/21-00/12/21	9/1/2000	75 104.33	48 690.75	26 413.58
1 000 00	TAIYO YUDEN CO	JPY50	06/12/21-00/12/21	6/2/2000	75 401.65	52 400.81	23 000.84
1 000 00	TERUMO CORP	JPY50	06/12/21-00/12/21	11/27/2000	21 123.67	22 778.52	(1 654.85)
2 000 00	TERUMO CORP	JPY50	06/12/21-00/12/21	11/30/2000	38 682.85	45 559.05	(6 876.20)
2 000 00	TERUMO CORP	JPY50	06/12/21-00/12/21	12/5/2000	20 332.77	22 778.52	(2 445.75)
1 000 00	TERUMO CORP	JPY50	06/12/21-00/12/21	12/5/2000	39 804.87	45 559.05	(5 754.18)
1 000 00	TERUMO CORP	JPY50	06/12/21-00/12/21	12/6/2000	20 994.54	22 778.52	(1 783.98)
1 000 00	TERUMO CORP	JPY50	06/12/21-00/12/21	12/11/2000	20 729.87	22 778.52	(2 048.65)
1 000 00	TERUMO CORP	JPY50	06/12/21-00/12/21	12/12/2000	21 160.26	22 778.52	(1 618.26)
1 000 00	TERUMO CORP	JPY50	06/12/21-00/12/21	12/13/2000	21 026.50	22 778.53	(1 751.03)
1 000 00	TERUMO CORP	JPY50	06/12/21-00/12/21	12/15/2000	22 255.57	22 778.52	(522.95)
1 000 00	TERUMO CORP	JPY50	06/12/21-00/12/21	12/16/2000	22 247.52	22 778.53	(531.01)
1 000 00	TERUMO CORP	JPY50	06/12/21-00/12/21	12/22/2000	27 345.68	22 778.52	4 567.16
3 800 00	NEWS CORPORATION	NPV	06/12/21-00/12/21	7/25/2000	47 743.32	24 850.84	22 892.48
3 000 00	NEWS CORPORATION	NPV	06/12/21-00/12/21	7/26/2000	47 148.47	19 616.83	27 531.64
2 800 00	NEWS CORPORATION	NPV	06/12/21-00/12/21	7/26/2000	34 209.84	18 311.00	15 898.84
5 400 00	NEWS CORPORATION	NPV	06/12/21-00/12/21	7/27/2000	65 828.16	35 314.07	30 514.09
4 400 00	NEWS CORPORATION	NPV	06/12/21-00/12/21	9/8/2000	57 871.58	28 774.43	29 097.15
2 300 00	NEWS CORPORATION	NPV	06/12/21-00/12/21	9/8/2000	29 846.78	15 041.18	14 805.60
4 100 00	NEWS CORPORATION	NPV	06/12/21-00/12/21	9/11/2000	54 113.61	26 812.53	27 301.08
2 300 00	NEWS CORPORATION	NPV	06/12/21-00/12/21	9/11/2000	30 094.10	15 041.18	15 052.92
1 100 00	NEWS CORPORATION	NPV	06/12/21-00/12/21	9/12/2000	14 570.87	7 193.61	7 377.26
1 200 00	NEWS CORPORATION	NPV	06/12/21-00/12/21	10/2/2000	16 451.56	7 847.57	8 603.99
4 000 00	NEWS CORPORATION	NPV	06/12/21-00/12/21	10/3/2000	54 114.77	26 156.57	27 958.20
600 00	NEWS CORPORATION	NPV	06/12/21-00/12/21	10/3/2000	6 632.55	3 269.82	3 362.73
2 700 00	NEWS CORPORATION	NPV	06/12/21-00/12/21	10/4/2000	35 889.02	17 657.03	18 231.99
400 00	NEWS CORPORATION	NPV	06/12/21-00/12/21	10/5/2000	5 000.19	2 615.80	2 384.39
3 500 00	NEWS CORPORATION	NPV	06/12/21-00/12/21	11/13/2000	32 954.12	22 888.73	10 065.37
1 100 00	NEWS CORPORATION	NPV	06/12/21-00/12/21	11/13/2000	7 103.63	7 103.61	2 000.02
2 600 00	NEWS CORPORATION	NPV	06/12/21-00/12/21	11/14/2000	24 471.88	17 003.07	7 468.81
3 000 00	TOKYO ELECTRON	JPY50	06/12/21-00/12/21	4/21/2000	512 844.01	100 281.43	403 362.58
1 000 00	TOKYO ELECTRON	JPY50	06/12/21-00/12/21	4/24/2000	178 648.15	38 420.48	140 227.67
5 800 00	SUNCOR ENERGY INC	COM NPV	06/12/21-00/12/21	10/5/2000	123 877.09	88 947.85	35 029.14
500 00	SUNCOR ENERGY INC	COM NPV	06/12/21-00/12/21	10/6/2000	10 837.45	7 858.31	2 979.14
700 00	SUNCOR ENERGY INC	COM NPV	06/12/21-00/12/21	10/10/2000	15 141.25	10 723.03	4 418.22
0 36	SYNGENTA AG	SPONSORED ADR	06/12/21-00/12/21	12/31/2000	0.00	2.32	(2.32)
1 000 00	TELEGLLOBE INC	COM	06/12/21-00/12/21	5/18/2000	21 388.20	17 155.70	4 232.50
4 400 00	TELEGLLOBE INC	COM	06/12/21-00/12/21	2/17/2000	124 635.76	85 018.94	39 616.82
500 00	TELEGLLOBE INC	COM	06/12/21-00/12/21	2/17/2000	14 151.86	8 724.17	5 427.69
1 300 00	TELEGLLOBE INC	COM	06/12/21-00/12/21	2/18/2000	36 780.28	25 278.06	11 502.22
100 00	TELEGLLOBE INC	COM	06/12/21-00/12/21	2/2/2000	2 822.48	1 948.93	873.55
1 100 00	TELEGLLOBE INC	COM	06/12/21-00/12/21	2/24/2000	28 134.11	22 557.18	5 576.92
1 600 00	TELEGLLOBE INC	COM	06/12/21-00/12/21	2/25/2000	40 631.33	35 697.04	4 934.29
800 00	TELEGLLOBE INC	COM	06/12/21-00/12/21	3/31/2000	21 860.01	17 874.82	3 985.19
300 00	TELEGLLOBE INC	COM	06/12/21-00/12/21	3/31/2000	8 143.13	6 817.78	1 325.35
500 00	TELEGLLOBE INC	COM	06/12/21-00/12/21	4/4/2000	13 435.20	11 234.13	2 201.07
800 00	TELEGLLOBE INC	COM	06/12/21-00/12/21	4/4/2000	20 795.43	17 874.82	2 920.61
1 500 00	TELEGLLOBE INC	COM	06/12/21-00/12/21	4/7/2000	41 745.68	35 949.23	5 796.45
1 300 00	TELEGLLOBE INC	COM	06/12/21-00/12/21	4/10/2000	38 869.10	32 745.65	6 123.45
1 300 00	TELEGLLOBE INC	COM	06/12/21-00/12/21	4/11/2000	33 214.68	26 890.87	6 323.81
2 700 00	TELEGLLOBE INC	COM	06/12/21-00/12/21	4/12/2000	33 445.22	28 189.14	5 256.08
500 00	TELEGLLOBE INC	COM	06/12/21-00/12/21	4/12/2000	68 886.32	58 832.72	9 053.60
1 400 00	TELEGLLOBE INC	COM	06/12/21-00/12/21	4/12/2000	12 681.21	12 050.35	630.86
1 800 00	TELEGLLOBE INC	COM	06/12/21-00/12/21	4/25/2000	35 194.34	33 820.35	1 373.99
2 300 00	TELEGLLOBE INC	COM	06/12/21-00/12/21	4/28/2000	44 738.92	42 584.82	2 154.10
1 900 00	TELEGLLOBE INC	COM	06/12/21-00/12/21	5/1/2000	50 116.07	55 273.36	(5 157.29)
1 700 00	THOMSON CORP	COM	06/12/21-00/12/21	5/2/2000	49 067.37	46 552.99	2 514.38
800 00	THOMSON CORP	COM	06/12/21-00/12/21	1/23/2000	62 293.90	40 523.80	21 770.10
7 900 00	THOMSON CORP	COM	06/12/21-00/12/21	1/24/2000	32 906.05	21 453.83	11 452.22
8 500 00	THOMSON CORP	COM	06/12/21-00/12/21	1/27/2000	287 973.57	188 318.93	99 654.64
600 00	TORONTO DOMINION BK ONT	COM NEW	06/12/21-00/12/21	1/28/2000	236 602.62	154 944.31	81 658.31
3 000 00	TORONTO DOMINION BK ONT	COM NEW	06/12/21-00/12/21	10/17/2000	15 234.24	13 899.19	1 335.05
2 300 00	TORONTO DOMINION BK ONT	COM NEW	06/12/21-00/12/21	10/18/2000			

THE ROCKEFELLER FOUNDATION
EMPLOYEE ID NO 13-165629
GAIN AND LOSSES FOR TAX ON INVESTMENT INCOME
FORM 990 PF 2000 PART IV

Part	Security Name	Security Description	Date Bought	Date Sold	Proceeds	Cost	Realized
4 000 00	TORONTO DOMINION BK ONT	COM NEW	08/12/2001-00/12/21	11/17/2000	115 254 91	110 594 50	4 660 41
2 800 00	TORONTO DOMINION BK ONT	COM NEW	08/12/2001-00/12/21	11/20/2000	70 485 43	67 514 15	2 971 28
1 000 00	CREATIVE TECHNOLOGY LTD	ORD	08/12/2001-00/12/21	10/25/2000	18 001 84	24 264 70	(7 262 86)
1 000 00	CREATIVE TECHNOLOGY LTD	ORD	08/12/2001-00/12/21	10/28/2000	18 490 55	28 835 30	(10 344 75)
1 000 00	CREATIVE TECHNOLOGY LTD	ORD	08/12/2001-00/12/21	11/2/2000	18 494 85	29 886 10	(11 391 25)
1 000 00	CREATIVE TECHNOLOGY LTD	ORD	08/12/2001-00/12/21	11/14/2000	15 060 17	29 886 10	(14 825 93)
1 000 00	CREATIVE TECHNOLOGY LTD	ORD	08/12/2001-00/12/21	12/7/2000	12 749 57	30 278 90	(17 530 33)
2 000 00	CREATIVE TECHNOLOGY LTD	ORD	08/12/2001-00/12/21	12/13/2000	24 811 56	70 706 94	(45 895 38)
2 000 00	CREATIVE TECHNOLOGY LTD	ORD	08/12/2001-00/12/21	12/13/2000	25 024 16	83 258 60	(58 234 44)
1 000 00	CREATIVE TECHNOLOGY LTD	ORD	08/12/2001-00/12/21	12/14/2000	12 238 19	37 600 57	(25 362 38)
1 000 00	CREATIVE TECHNOLOGY LTD	ORD	08/12/2001-00/12/21	12/22/2000	10 808 63	36 872 87	(26 064 24)
2 300 00	BOUTIQUE	RTS EX DATE 09MAR2000	08/12/2001-00/12/21	3/22/2000	5 082 55	0 00	5 082 55
2 900 00	DRESDNER BANK AG	WTS 30APR02 (TO PUR ORD)	08/12/2001-00/12/21	1/21/2000	84 308 81	57 845 91	26 462 90
3 000 00	DRESDNER BANK AG	WTS 30APR02 (TO PUR ORD)	08/12/2001-00/12/21	3/7/2000	79 290 20	58 606 18	20 684 02
5 100 00	DRESDNER BANK AG	WTS 30APR02 (TO PUR ORD)	08/12/2001-00/12/21	3/10/2000	123 707 48	98 873 98	24 833 50
2 150 00	ARTISAN COMPONENTS INC	COM	08/12/2001-00/12/21	3/1/2000	31 844 18	41 431 21	(9 587 03)
2 500 00	ARTISAN COMPONENTS INC	COM	08/12/2001-00/12/21	3/1/2000	36 561 28	47 875 00	(11 313 72)
1 300 00	ARTISAN COMPONENTS INC	COM	08/12/2001-00/12/21	3/1/2000	19 170 84	24 847 00	(5 676 16)
2 900 00	ARTISAN COMPONENTS INC	COM	08/12/2001-00/12/21	3/1/2000	42 806 34	55 651 00	(12 844 66)
9 254 00	ARTISAN COMPONENTS INC	COM	08/12/2001-00/12/21	3/22/2000	212 880 80	224 820 80	(12 039 00)
9 254 00	ARTISAN COMPONENTS INC	COM	08/12/2001-00/12/21	8/1/2000	71 045 78	75 089 30	(4 043 52)
10 218 00	AT HOME CORP	COM SER A	08/12/2001-00/12/21	7/25/2000	183 498 55	228 650 13	(45 151 58)
20 700 00	GENTLEMAN COMMUNICATIONS INC	COM	08/12/2001-00/12/21	11/30/2000	368 180 47	679 167 00	(309 986 53)
15 963 00	CLARIFY INC	COM	08/12/2001-00/12/21	3/17/2000	363 134 17	383 134 17	0 00
11 000 00	DITECH COMMUNICATIONS CORP	COM	08/12/2001-00/12/21	9/8/2000	570 777 57	814 000 00	(243 222 43)
4 100 00	DITECH COMMUNICATIONS CORP	COM	08/12/2001-00/12/21	8/11/2000	205 069 38	303 400 00	(97 330 62)
3 700 00	DITECH COMMUNICATIONS CORP	COM	08/12/2001-00/12/21	8/14/2000	183 525 35	243 070 00	(59 544 65)
4 100 00	DITECH COMMUNICATIONS CORP	COM	08/12/2001-00/12/21	8/20/2000	183 246 67	247 153 12	(63 906 45)
1 100 00	DITECH COMMUNICATIONS CORP	COM	08/12/2001-00/12/21	8/21/2000	47 264 10	66 309 38	(19 045 28)
2 800 00	DITECH COMMUNICATIONS CORP	COM	08/12/2001-00/12/21	8/28/2000	108 366 72	156 731 25	(48 364 53)
2 200 00	DITECH COMMUNICATIONS CORP	COM	08/12/2001-00/12/21	8/28/2000	93 840 73	160 350 00	(66 509 27)
600 00	DITECH COMMUNICATIONS CORP	COM	08/12/2001-00/12/21	11/1/2000	22 874 23	80 075 00	(57 200 77)
4 800 00	DITECH COMMUNICATIONS CORP	COM	08/12/2001-00/12/21	11/2/2000	188 293 88	480 335 00	(292 041 12)
2 210 00	DITECH COMMUNICATIONS CORP	COM	08/12/2001-00/12/21	11/2/2000	85 933 17	158 071 25	(72 138 08)
7 105 00	DSET CORP	COM	08/12/2001-00/12/21	3/22/2000	187 832 17	125 086 19	62 745 98
3 302 00	E TEK DYNAMICS INC	COM	08/12/2001-00/12/21	1/21/2000	733 392 68	211 121 62	522 271 06
4 228 00	E TEK DYNAMICS INC	COM	08/12/2001-00/12/21	1/21/2000	934 918 26	186 904 62	748 013 64
2 843 00	E TEK DYNAMICS INC	COM	08/12/2001-00/12/21	1/24/2000	604 330 01	125 447 38	4 844 61
4 973 00	E TEK DYNAMICS INC	COM	08/12/2001-00/12/21	1/24/2000	1 057 099 24	219 433 83	83 665 41
3 655 00	E TEK DYNAMICS INC	COM	08/12/2001-00/12/21	1/25/2000	758 804 88	170 093 44	588 801 44
6 053 00	E TEK DYNAMICS INC	COM	08/12/2001-00/12/21	1/25/2000	1 256 796 36	387 013 69	869 782 67
3 253 00	E TEK DYNAMICS INC	COM	08/12/2001-00/12/21	1/26/2000	654 237 82	207 988 69	446 249 13
3 257 00	E TEK DYNAMICS INC	COM	08/12/2001-00/12/21	1/27/2000	679 848 58	20 924 75	6 923 83
9 595 00	E TEK DYNAMICS INC	COM	08/12/2001-00/12/21	2/2/2000	1 811 422 84	647 602 18	1 163 820 65
6 123 00	E TEK DYNAMICS INC	COM	08/12/2001-00/12/21	3/22/2000	1 415 250 58	458 990 38	956 260 21
12 328 00	E TEK DYNAMICS INC	COM	08/12/2001-00/12/21	3/23/2000	2 986 047 83	825 990 73	2 160 057 08
21 178 00	GETTHERE INC	COM	08/12/2001-00/12/21	7/7/2000	219 779 73	84 393 68	135 386 05
21 178 00	GETTHERE INC	COM	08/12/2001-00/12/21	8/1/2000	217 696 84	268 817 60	(49 120 76)
100 00	GLOBESPAN SEMICONDUCTOR INC	COM	08/12/2001-00/12/21	2/18/2000	20 256 27	8 487 50	11 768 77
900 00	GLOBESPAN SEMICONDUCTOR INC	COM	08/12/2001-00/12/21	2/22/2000	187 987 76	76 387 54	111 599 22
13 254 00	GLOBESPAN SEMICONDUCTOR INC	COM	08/12/2001-00/12/21	3/23/2000	1 763 131 44	374 977 98	1 388 153 46
22 706 00	HEALTHCENRAL CORP	COM	08/12/2001-00/12/21	3/22/2000	727 886 88	924 810 78	(196 923 90)
7 200 00	HEALTHCENRAL CORP	COM	08/12/2001-00/12/21	8/19/2000	19 796 34	29 736 00	(9 939 66)
3 600 00	HEALTHCENRAL CORP	COM	08/12/2001-00/12/21	8/20/2000	8 899 67	14 868 00	(4 968 33)
3 194 00	HEALTHCENRAL CORP	COM	08/12/2001-00/12/21	8/21/2000	8 182 44	13 181 22	(4 998 78)
3 600 00	HEALTHCENRAL CORP	COM	08/12/2001-00/12/21	8/25/2000	10 349 65	14 868 00	(4 518 35)
3 570 00	HEALTHCENRAL CORP	COM	08/12/2001-00/12/21	8/28/2000	8 478 46	14 744 10	(6 265 64)
13 292 00	HOMESTORE COM INC	COM	08/12/2001-00/12/21	3/22/2000	526 463 95	1 197 841 50	(671 377 55)
20 000 00	INNERDYNE MED INC	COM	08/12/2001-00/12/21	3/22/2000	172 404 25	72 500 00	99 904 25
40 747 00	INNERDYNE MED INC	COM	08/12/2001-00/12/21	3/23/2000	301 711 28	147 707 88	154 003 40
35 900 00	JDS UNIPHASE CORP	COM	08/12/2001-00/12/21	7/25/2000	4 688 268 84	4 272 100 00	416 168 84
43 900 00	JDS UNIPHASE CORP	COM	08/12/2001-00/12/21	7/26/2000	5 992 712 15	5 224 100 00	768 612 15
86 277 00	JDS UNIPHASE CORP	COM	08/12/2001-00/12/21	12/22/2000	3 508 019 93	10 261 013 00	(6 752 993 07)
22 008 00	LYNX THERAPEUTICS INC	COM NEW	08/12/2001-00/12/21	3/22/2000	715 225 15	825 300 00	(110 0 4 85)
6 729 00	MATTEL INC	COM	08/12/2001-00/12/21	1/24/2000	74 453 89	89 158 25	(14 705 36)
2 600 00	MCK COMMUNICATIONS INC	COM	08/12/2001-00/12/21	8/1/2000	54 566 18	71 727 50	(17 161 32)
2 900 00	MCK COMMUNICATIONS INC	COM	08/12/2001-00/12/21	8/1/2000	61 261 91	80 003 75	(18 741 84)
514 00	MCK COMMUNICATIONS INC	COM	08/12/2001-00/12/21	8/3/2000	11 221 84	14 176 98	(2 955 04)
3 007 00	MCK COMMUNICATIONS INC	COM	08/12/2001-00/12/21	8/6/2000	81 305 37	65 627 78	15 677 59
1 107 00	MCK COMMUNICATIONS INC	COM	08/12/2001-00/12/21	8/11/2000	31 894 37	30 497 85	1 396 52
1 900 00	MCK COMMUNICATIONS INC	COM	08/12/2001-00/12/21	8/11/2000	54 623 18	54 173 75	449 43
3 007 00	MCK COMMUNICATIONS INC	COM	08/12/2001-00/12/21	8/27/2000	68 380 21	83 908 34	(15 528 13)
1 300 00	MCK COMMUNICATIONS INC	COM	08/12/2001-00/12/21	10/3/2000	29 046 57	45 825 00	(16 778 43)
900 00	MCK COMMUNICATIONS INC	COM	08/12/2001-00/12/21	10/4/2000	18 686 97	31 725 00	(13 038 03)
807 00	MCK COMMUNICATIONS INC	COM	08/12/2001-00/12/21	10/5/2000	15 835 10	28 446 75	(12 611 65)
5 212 00	MICROSOFT CORP	COM	08/12/2001-00/12/21	3/23/2000	570 043 49	484 768 12	85 275 37
14 400 00	NEOFORMA COM INC	COM	08/12/2001-00/12/21	7/13/2000	60 447 74	94 464 00	(34 016 26)
10 200 00	NEOFORMA COM INC	COM	08/12/2001-00/12/21	8/1/2000	40 788 64	66 012 00	(25 223 36)
400 00	NEOFORMA COM INC	COM	08/12/2001-00/12/21	8/2/2000	1 509 94	2 624 00	(1 114 06)
4 900 00	NEOFORMA COM INC	COM	08/12/2001-00/12/21	8/3/2000	16 849 35	31 488 00	(14 638 65)
300 00	NEOFORMA COM INC	COM	08/12/2001-00/12/21	8/4/2000	1 199 96	1 968 00	(768 04)
300 00	NEOFORMA COM INC	COM	08/12/2001-00/12/21	8/7/2000	1 199 96	1 968 00	(768 04)
1 600 00	NEOFORMA COM INC	COM	08/12/2001-00/12/21	8/9/2000	5 119 83	10 496 00	(5 376 17)
200 00	NEOFORMA COM INC	COM	08/12/2001-00/12/21	8/10/2000	599 98	1 312 00	(712 02)
1 600 00	NEOFORMA COM INC	COM	08/12/2001-00/12/21	8/10/2000	4 798 84	10 496 00	(5 697 16)
300 00	NEOFORMA COM INC	COM	08/12/2001-00/12/21	8/11/2000	899 97	1 968 00	(1 068 03)
1 800 00	NEOFORMA COM INC	COM	08/12/2001-00/12/21	8/14/2000	5 399 82	11 808 00	(6 408 18)
500 00	NEOFORMA COM INC	COM	08/12/2001-00/12/21	8/15/2000	1 499 95	3 280 00	(1 780 05)
5 927 00	NEOFORMA COM INC	COM	08/12/2001-00/12/21	8/16/2000	18 064 29	38 861 12	(20 796 83)
24 744 00	NEOFORMA COM INC	COM	08/12/2001-00/12/21	8/29/2000	71 527 57	84 377 04	(12 849 47)
44 100 00	NEOFORMA COM INC	COM	08/12/2001-00/12/21	8/30/2000	128 840 60	150 381 00	(21 540 40)
38 974 00	NEOFORMA COM INC	COM	08/12/2001-00/12/21	8/31/2000	107 021 37	120 081 34	(12 059 97)
44 300 00	NETZERO INC	COM	08/12/2001-00/12/21	11/30/2000	51 736 24	87 836 19	(36 100 35)
19 781 00	NETZERO INC	COM	08/12/2001-00/12/21	12/4/2000	12 842 45	18 568 95	(6 726 50)
20 754 00	NORTEL NETWORKS CORP	COM	08/12/2001-00/12/21	3/22/2000	2 736 450 20	383 124 84	2 353 325 36
8 900 00	PARADYNE CORP	COM	08/12/2001-00/12/21	3/24/2000	61 112	9 223	51 889
10 700 00	PARADYNE CORP	COM	08/12/2001-00/12/21	8/23/2000	242 541 91	308 941 34	(66 399 43)
13 000 00	PARADYNE CORP	COM	08/12/2001-00/12/21	8/24/2000	249 503 83	415 224 98	(165 721 15)
2 726 00	PARADYNE CORP	COM	08/12/2001-00/12/21	8/25/2000	320 881 81	529 207 80	(208 325 99)
18 700 00	PSINET INC	COM	08/12/2001-00/12/21	8/28/2000	85 421 81	110 870 83	(25 449 02)
5 700 00	PSINET INC	COM	08/12/2001-00/12/21	7/6/2000	420 848 32	543 470 88	(122 622 57)
3 800 00	PSINET INC	COM	08/12/2001-00/12/21	7/7/2000	132 728 62	170 267 82	(37 539 20)
7 000 00	PSINET INC	COM	08/12/2001-00/12/21	7/10/2000	85 200 37	113 471 85	(28 271 48)
3 941 00	PSINET INC	COM	08/12/2001-00/12/21	7/11/2000	186 274 08	226 943 69	(140 669 61)
300 00	QUICKLOGIC CORP	CDT COM	08/12/2001-00/12/21	7/			

THE ROCKEFELLER FOUNDATION
EMPLOYEE ID NO 13 165629
GAIN AND LOSSES FOR TAX ON INVESTMENT INCOME
FORM 990 PF 2000 PART IV

Par	Security Name	Security Description	Date Bought	Date Sold	Proceeds	Cost	Realized
8 181 00	SHAW COMMUNICATIONS	CL B CONV	05/12/2001-00/12/2001	3/22/2000	243 270 38	144 423 17	98 847 10
3 300 00	SHAW COMMUNICATIONS	CL B CONV	05/12/2001-00/12/2001	3/3/2000	51 554 50	52 024 50	39 534 00
5 861 00	SHAW COMMUNICATIONS	CL B CONV	05/12/2001-00/12/2001	3/6/2000	180 454 25	97 398 66	68 055 50
4 133 00	SUN MICROSYSTEMS INC	COM	05/12/2001-00/12/2001	3/22/2000	400 887 83	327 581 54	73 306 05
13 300 00	TELLABS INC	COM	05/12/2001-00/12/2001	9/7/2000	738 956 81	734 556 00	4 397 81
83 865 00	3DFA INTERACTIVE INC	COM	05/12/2001-00/12/2001	8/23/2000	487 038 74	578 129 52	(111 789 78)
38 115 00	USINTERNETWORKING INC	COM	05/12/2001-00/12/2001	9/20/2000	257 310 80	973 894 04	(716 583 24)
0 50	USINTERNETWORKING INC	COM	05/12/2001-00/12/2001	8/29/2000	0 00	10 04	(10 04)
51 900 00	VOICESTREAM WIRELESS CORP	COM	05/12/2001-00/12/2001	3/22/2000	7 042 346 12	1 648 848 81	5 393 497 31
20 900 00	VOICESTREAM WIRELESS CORP	COM	05/12/2001-00/12/2001	9/7 1/2000	2 131 728 94	1 149 747 25	981 981 69
11 800 00	VOICESTREAM WIRELESS CORP	COM	05/12/2001-00/12/2001	9/7 1/2000	1 188 368 45	533 600 00	654 768 45
19 418 00	VOICESTREAM WIRELESS CORP	COM	05/12/2001-00/12/2001	9/22/2000	2 010 551 03	1 334 850 00	675 701 03
40 800 00	WESTERN WIRELESS CORP	CL A	05/12/2001-00/12/2001	3/22/2000	1 024 408 57	1 202 800 00	171 600 57
1 855 00	YAHOO INC	COM	05/12/2001-00/12/2001	10/3/2000	182 233 45	189 157 44	(36 823 99)
657 00	SYNGENTA	CHF1QIASTRAZENECA TEMP	05/12/2001-00/12/2001	11/13/2000	20 722 83	20 722 83	0 00
36 300 00	ALLIED ZURICH	ORD GBP 25	05/12/2001-00/12/2001	11/13/2000	395 982 15	547 424 69	(151 482 54)
18 100 00	ALLIED ZURICH	ORD GBP 25	05/12/2001-00/12/2001	11/17/2000	191 808 15	279 916 72	(88 108 57)
14 910 00	ALLIED ZURICH	ORD GBP 25	05/12/2001-00/12/2001	1/21/2000	151 731 85	235 905 22	(84 237 37)
3 190 00	ALLIED ZURICH	ORD GBP 25	05/12/2001-00/12/2001	1/24/2000	32 107 33	50 485 70	(18 378 37)
79 800 00	BRIT AMER TOBACCO	ORD GBP 25	05/12/2001-00/12/2001	1/7/2000	437 730 99	702 895 26	(265 164 27)
79 700 00	BRIT AMER TOBACCO	ORD GBP 25	05/12/2001-00/12/2001	1/13/2000	415 868 78	702 014 44	(286 147 66)
69 000 00	GSK	B SHS ORD GBP 117	05/12/2001-00/12/2001	5/03/2000	12 087 68	0 00	12 087 68
39 500 00	IMPERIAL CHEM INOS	ORD GBP 1 00	05/12/2001-00/12/2001	1/3/2000	303 591 13	328 910 89	(25 319 56)
39 500 00	IMPERIAL CHEM INOS	ORD GBP 1 00	05/12/2001-00/12/2001	7/12/2000	798 037 56	339 738 73	(458 298 83)
16 800 00	IMPERIAL CHEM INOS	ORD GBP 1 00	05/12/2001-00/12/2001	7/20/2000	122 002 83	149 453 92	(27 451 79)
27 300 00	IMPERIAL CHEM INOS	ORD GBP 1 00	05/12/2001-00/12/2001	7/28/2000	106 301 11	253 025 56	(146 724 45)
23 000 00	IMPERIAL CHEM INOS	ORD GBP 1 00	05/12/2001-00/12/2001	7/27/2000	187 498 45	192 278 81	(4 778 36)
21 000 00	IMPERIAL CHEM INOS	ORD GBP 1 00	05/12/2001-00/12/2001	7/28/2000	150 748 00	159 587 87	(8 819 87)
9 450 00	IMPERIAL CHEM INOS	ORD GBP 1 00	05/12/2001-00/12/2001	9/19/2000	51 106 76	74 520 38	(23 413 62)
35 310 00	IMPERIAL CHEM INOS	ORD GBP 1 00	05/12/2001-00/12/2001	9/20/2000	191 246 49	319 014 85	(127 768 36)
11 770 00	IMPERIAL CHEM INOS	ORD GBP 1 00	05/12/2001-00/12/2001	9/21/2000	62 903 26	95 902 70	(32 989 44)
9 600 00	IMPERIAL CHEM INOS	ORD GBP 1 00	05/12/2001-00/12/2001	9/22/2000	51 813 32	77 875 84	(26 062 52)
22 870 00	IMPERIAL CHEM INOS	ORD GBP 1 00	05/12/2001-00/12/2001	9/25/2000	123 789 29	185 523 06	(61 733 77)
10 500 00	UNILEVER	ORD GBP 0 14	05/12/2001-00/12/2001	7/24/2000	84 309 83	116 411 21	(32 101 38)
72 800 00	UNILEVER	ORD GBP 0 14	05/12/2001-00/12/2001	7/29/2000	428 011 27	813 301 18	(385 289 91)
46 280 00	UNILEVER	ORD GBP 0 14	05/12/2001-00/12/2001	3/1/2000	284 274 29	480 078 54	(195 804 25)
0 71	UNILEVER	ORD GBP 0 14	05/12/2001-00/12/2001	4/12/2000	0 00	7 17	(7 17)
9 900 00	NATL WESTMINSTER	ORD GBP 1 00	05/12/2001-00/12/2001	1/28/2000	207 364 53	180 278 85	27 085 68
5 400 00	NATL WESTMINSTER	ORD GBP 1 00	05/12/2001-00/12/2001	1/31/2000	105 004 66	99 752 09	5 252 57
19 600 00	NATL WESTMINSTER	ORD GBP 1 00	05/12/2001-00/12/2001	2/18/2000	352 473 89	375 456 78	(22 982 89)
19 500 00	NATL WESTMINSTER	ORD GBP 1 00	05/12/2001-00/12/2001	2/28/2000	343 008 77	373 541 18	(30 534 41)
5 700 00	ROYAL SUN ALLIANCE	ORD GBP 0 275	05/12/2001-00/12/2001	4/13/2000	33 218 33	48 558 52	(15 340 20)
42 400 00	ROYAL SUN ALLIANCE	ORD GBP 0 275	05/12/2001-00/12/2001	4/19/2000	232 205 76	362 710 20	(130 504 44)
4 200 00	ROYAL SUN ALLIANCE	ORD GBP 0 275	05/12/2001-00/12/2001	4/25/2000	22 126 39	37 254 48	(15 128 09)
23 000 00	ROYAL SUN ALLIANCE	ORD GBP 0 275	05/12/2001-00/12/2001	4/26/2000	125 183 50	204 012 60	(78 849 10)
28 930 00	ROYAL SUN ALLIANCE	ORD GBP 0 275	05/12/2001-00/12/2001	4/27/2000	163 753 46	256 503 64	(82 750 18)
470 00	ROYAL SUN ALLIANCE	ORD GBP 0 275	05/12/2001-00/12/2001	4/27/2000	2 601 20	4 126 46	(1 525 26)
8 400 00	ROYAL SUN ALLIANCE	ORD GBP 0 275	05/12/2001-00/12/2001	5/5/2000	43 682 74	73 748 55	(30 065 81)
2 700 00	ROYAL SUN ALLIANCE	ORD GBP 0 275	05/12/2001-00/12/2001	5/9/2000	13 636 69	23 705 21	(9 768 52)
15 700 00	ROYAL SUN ALLIANCE	ORD GBP 0 275	05/12/2001-00/12/2001	5/10/2000	79 656 71	137 841 43	(58 184 72)
22 400 00	ROYAL SUN ALLIANCE	ORD GBP 0 275	05/12/2001-00/12/2001	5/11/2000	113 485 14	196 065 48	(82 580 34)
3 600 00	ROYAL SUN ALLIANCE	ORD GBP 0 275	05/12/2001-00/12/2001	5/12/2000	18 647 95	31 606 95	(12 958 00)
40 572 00	ROYAL SUN ALLIANCE	ORD GBP 0 275	05/12/2001-00/12/2001	5/12/2000	212 513 75	271 739 78	(59 226 03)
3 700 00	ROYAL SUN ALLIANCE	ORD GBP 0 275	05/12/2001-00/12/2001	5/12/2000	19 041 89	32 484 82	(13 443 23)
0 73	ROYAL SUN ALLIANCE	ORD GBP 0 275	05/12/2001-00/12/2001	7/3/2000	0 00	4 59	(4 59)
10 600 00	REED INTERNATIONAL	ORD GBP 1 25	05/12/2001-00/12/2001	11/2/2000	98 522 27	73 393 79	25 128 48
23 700 00	REED INTERNATIONAL	ORD GBP 1 25	05/12/2001-00/12/2001	11/3/2000	218 349 04	165 698 85	52 650 19
9 800 00	REED INTERNATIONAL	ORD GBP 1 25	05/12/2001-00/12/2001	11/6/2000	90 025 80	71 987 75	18 038 04
400 00	REED INTERNATIONAL	ORD GBP 1 25	05/12/2001-00/12/2001	11/8/2000	3 683 84	2 048 53	1 635 31
2 700 00	REED INTERNATIONAL	ORD GBP 1 25	05/12/2001-00/12/2001	11/7/2000	24 784 99	19 646 48	4 938 51
4 200 00	REED INTERNATIONAL	ORD GBP 1 25	05/12/2001-00/12/2001	11/7/2000	38 807 68	30 800 89	7 806 79
1 600 00	REED INTERNATIONAL	ORD GBP 1 25	05/12/2001-00/12/2001	11/7/2000	14 878 88	11 733 67	2 945 21
2 300 00	REED INTERNATIONAL	ORD GBP 1 25	05/12/2001-00/12/2001	11/7/2000	21 125 08	16 887 16	4 237 92
12 800 00	REED INTERNATIONAL	ORD GBP 1 25	05/12/2001-00/12/2001	11/8/2000	116 814 79	93 809 36	22 945 40
22 400 00	GRANADA GROUP	ORD GBP 1 25	05/12/2001-00/12/2001	2/7/2000	204 387 80	182 337 01	22 050 79
22 300 00	GRANADA GROUP	ORD GBP 1 25	05/12/2001-00/12/2001	2/9/2000	109 804 01	181 523 07	(71 719 06)
15 100 00	GRANADA GROUP	ORD GBP 1 25	05/12/2001-00/12/2001	4/4/2000	151 999 44	120 087 93	27 931 51
6 800 00	GRANADA GROUP	ORD GBP 1 25	05/12/2001-00/12/2001	4/6/2000	65 209 80	57 705 81	7 504 05
8 400 00	GRANADA GROUP	ORD GBP 1 25	05/12/2001-00/12/2001	4/7/2000	87 013 87	73 443 76	14 470 11
110 400 00	GRANADA GROUP	ORD GBP 1 25	05/12/2001-00/12/2001	5/3/2000	1 075 785 02	1 025 700 82	50 084 10
85 600 00	BRITISH ENERGY	ORD GBX44 651182	05/12/2001-00/12/2001	8/21/2000	318 827 23	349 863 49	(431 236 26)
52 400 00	BRITISH ENERGY	ORD GBX44 651182	05/12/2001-00/12/2001	9/22/2000	140 416 17	328 822 38	(188 406 21)
4 770 00	BRITISH ENERGY	ORD GBX44 651182	05/12/2001-00/12/2001	9/25/2000	13 845 25	18 875 80	(5 030 55)
11 867 00	BRITISH ENERGY	ORD GBX44 651182	05/12/2001-00/12/2001	9/28/2000	34 086 63	47 355 19	(13 268 56)
12 800 00	ASTRAZENECA	ORD USD 25	05/12/2001-00/12/2001	3/29/2000	526 058 82	506 555 97	19 502 85
500 00	ASTRAZENECA	ORD USD 25	05/12/2001-00/12/2001	3/30/2000	20 101 81	19 633 95	467 86
5 700 00	ASTRAZENECA	ORD USD 25	05/12/2001-00/12/2001	11/1/2000	264 382 80	223 827 05	40 555 94
4 300 00	ASTRAZENECA	ORD USD 25	05/12/2001-00/12/2001	11/2/2000	187 828 75	168 815 80	20 012 95
2 700 00	ASTRAZENECA	ORD USD 25	05/12/2001-00/12/2001	11/3/2000	123 051 81	106 023 34	17 028 47
3 400 00	ASTRAZENECA	ORD USD 25	05/12/2001-00/12/2001	11/8/2000	156 893 04	133 510 87	23 382 17
43 000 00	GPO FIN BANAMEX AC	COM NEW SER O MXN3	05/12/2001-00/12/2001	2/1/2000	170 802 30	94 697 36	76 105 00
132 000 00	GPO FIN BANAMEX AC	COM NEW SER O MXN3	05/12/2001-00/12/2001	2/2/2000	528 993 84	290 698 87	238 294 97
21 867 00	GPO FIN BANAMEX AC	COM NEW SER O MXN3	05/12/2001-00/12/2001	2/3/2000	91 904 58	47 718 46	44 186 12
4 333 00	GPO FIN BANAMEX AC	COM NEW SER O MXN3	05/12/2001-00/12/2001	2/4/2000	19 215 03	9 542 41	9 672 62
208 400 00	GPO FIN BANAMEX AC	NEW COM SER O MXN3	05/12/2001-00/12/2001	11/3/2000	322 581 07	157 858 15	164 722 92
153 900 00	GPO FIN BANAMEX AC	NEW COM SER O MXN3	05/12/2001-00/12/2001	11/8/2000	236 188 73	118 923 88	117 264 85
51 800 00	GPO FIN BANAMEX AC	NEW COM SER O MXN3	05/12/2001-00/12/2001	11/7/2000	78 330 91	39 354 50	38 976 41
32 400 00	GPO FIN BANAMEX AC	NEW COM SER O MXN3	05/12/2001-00/12/2001	11/8/2000	48 233 19	24 815 55	23 417 64
85 600 00	GPO FIN BANAMEX AC	NEW COM SER O MXN3	05/12/2001-00/12/2001	11/21/2000	132 036 82	68 412 18	63 624 64
1 110 00	AXA	EUR8 15	05/12/2001-00/12/2001	5/9/2000	148 582 05	166 539 01	(18 046 96)
1 100 00	AXA	EUR8 15	05/12/2001-00/12/2001	5/9/2000	147 865 93	165 137 78	(17 271 85)
27 400 00	ELEC DE PORTUGAL	EUR1	05/12/2001-00/12/2001	10/31/2000	74 818 98	71 052 32	3 766 66
43 200 00	ELEC DE PORTUGAL	EUR1	05/12/2001-00/12/2001	11/2/2000	119 170 75	112 024 11	7 146 64
9 800 00	ELEC DE PORTUGAL	EUR1	05/12/2001-00/12/2001	11/3/2000	26 960 04	25 412 87	1 547 17
3 700 00	ELEC DE PORTUGAL	EUR1	05/12/2001-00/12/2001	11/8/2000	10 198 17	9 594 85	603 32
7 400 00	BOE NATL PARIS	EUR4	05/12/2001-00/12/2001	11/3/2000	840 305 87	875 411 07	(35 105 20)
1 400 00	ALCATEL	EUR10	05/12/2001-00/12/2001	2/8/2000	376 915 76	182 815 82	194 100 14
5 700 00	MICHELIN(CGDE)	EUR2(REGD)	05/12/2001-00/12/2001	2/23/2000	181 412 93	217 868 84	(36 455 91)
2 100 00	MICHELIN(CGDE)	EUR2(REGD)	05/12/2001-00/12/2001	2/24/2000	68 627 72	80 193 78	(11 566 06)
841 00	MICHELIN(CGDE)	EUR2(REGD)	05/12/2001-00/12/2001	2/25/2000	26 858 65	32 115 7	

THE ROCKEFELLER FOUNDATION
EMPLOYEE ID NO 13 165629
GAIN AND LOSSES FOR TAX ON INVESTMENT INCOME
FORM 990 PF 2000 PART IV

Par	Security Name	Security Description	Date Bought	Date Sold	Proceeds	Cost	Realized
9 500 00	VOLVO AB	SEK8 SER B	06/12/31-00/12/31	1/7/2000	243 005 22	268 779 06	(25 774 74)
8 800 00	METRO AG	ORD NPV	06/12/31-00/12/31	1/6/2000	344 776 15	348 776 33	(204 000 58)
6 700 00	METRO AG	ORD NPV	06/12/31-00/12/31	1/10/2000	341 278 89	543 000 56	(201 720 67)
6 000 00	METRO AG	ORD NPV	06/12/31-00/12/31	1/21/2000	280 453 28	483 781 23	(213 327 95)
5 900 00	METRO AG	ORD NPV	06/12/31-00/12/31	1/24/2000	277 600 57	487 607 27	(210 006 70)
3 400 00	UPM KYMMENE OY	NPV	06/12/31-00/12/31	5/18/2000	100 263 77	89 138 70	11 124 57
2 300 00	UPM KYMMENE OY	NPV	06/12/31-00/12/31	5/18/2000	67 630 85	60 209 70	7 631 25
800 00	UPM KYMMENE OY	NPV	06/12/31-00/12/31	5/18/2000	17 721 36	15 814 06	1 907 30
200 00	UPM KYMMENE OY	NPV	06/12/31-00/12/31	5/22/2000	5 743 35	5 327 15	416 20
5 500 00	UPM KYMMENE OY	NPV	06/12/31-00/12/31	1/27/2000	164 044 24	146 498 06	17 547 58
8 100 00	UPM KYMMENE OY	NPV	06/12/31-00/12/31	1/28/2000	240 370 00	220 747 18	20 122 82
7 091 00	DEUTSCHE TELEKOM	ORD NPV	06/12/31-00/12/31	1/24/2000	0 00	(905 681 63)	905 681 63
17 091 00	DEUTSCHE TELEKOM	ORD NPV	06/12/31-00/12/31	1/24/2000	0 00	(905 681 63)	905 681 63
4 800 00	LUFTHANSA AG	ORD NPV (REGD)(VINK)	06/12/31-00/12/31	10/31/2000	83 572 75	93 304 78	(287 97)
28 100 00	LUFTHANSA AG	ORD NPV (REGD)(VINK)	06/12/31-00/12/31	10/31/2000	544 578 37	516 527 11	28 052 26
5 700 00	LUFTHANSA AG	ORD NPV (REGD)(VINK)	06/12/31-00/12/31	11/11/2000	114 493 00	111 752 51	2 740 49
4 400 00	LUFTHANSA AG	ORD NPV (REGD)(VINK)	06/12/31-00/12/31	11/2/2000	88 394 25	87 278 70	2 117 55
1 500 00	LUFTHANSA AG	ORD NPV (REGD)(VINK)	06/12/31-00/12/31	11/2/2000	30 322 05	29 753 47	568 63
3 800 00	LUFTHANSA AG	ORD NPV (REGD)(VINK)	06/12/31-00/12/31	11/2/2000	76 705 44	83 302 94	(6 647 50)
200 00	LUFTHANSA AG	ORD NPV (REGD)(VINK)	06/12/31-00/12/31	11/2/2000	4 044 35	4 488 96	(454 61)
800 00	LUFTHANSA AG	ORD NPV (REGD)(VINK)	06/12/31-00/12/31	11/6/2000	16 068 84	17 065 85	(1 029 21)
7 600 00	LUFTHANSA AG	ORD NPV (REGD)(VINK)	06/12/31-00/12/31	11/7/2000	154 785 50	172 710 10	(17 924 60)
200 00	LUFTHANSA AG	ORD NPV (REGD)(VINK)	06/12/31-00/12/31	11/7/2000	4 108 24	4 588 68	(480 44)
3 100 00	LUFTHANSA AG	ORD NPV (REGD)(VINK)	06/12/31-00/12/31	11/7/2000	63 418 58	71 124 54	(7 705 96)
16 300 00	LUFTHANSA AG	ORD NPV (REGD)(VINK)	06/12/31-00/12/31	11/6/2000	334 815 08	331 794 79	3 020 30
1 200 00	LUFTHANSA AG	ORD NPV (REGD)(VINK)	06/12/31-00/12/31	11/6/2000	24 855 72	24 328 34	527 38
58 800 00	TELECOM ITALIA SPA	DI RISP IFL 1000	06/12/31-00/12/31	1/13/2000	371 563 62	406 206 47	(34 642 85)
36 700 00	TELECOM ITALIA SPA	DI RISP IFL 1000	06/12/31-00/12/31	1/13/2000	231 700 88	253 533 63	(21 832 75)
9 100 00	TELECOM ITALIA SPA	DI RISP IFL 1000	06/12/31-00/12/31	1/17/2000	55 127 21	67 865 29	(12 738 08)
42 100 00	NORDIC BAL TIC HOLDING	SEK4 S/SEK QUETE	06/12/31-00/12/31	1/27/2000	234 187 62	293 400 06	(59 202 44)
42 000 00	NORDIC BAL TIC HOLDING	SEK4 S/SEK QUETE	06/12/31-00/12/31	1/28/2000	228 058 31	301 918 91	(73 861 60)
24 005 00	AVENTIS SA	EUR3 82	06/12/31-00/12/31	1/14/2000	1 513 737 04	1 320 758 03	192 879 01
9 400 00	DAIMLERCHRYSLER AG	ORD NPV(REGD)	06/12/31-00/12/31	5/9/2000	535 146 45	973 851 49	(438 705 04)
9 300 00	DAIMLERCHRYSLER AG	ORD NPV(REGD)	06/12/31-00/12/31	5/16/2000	527 400 68	838 634 82	(316 234 14)
700 00	ABB AG	CHF 10	06/12/31-00/12/31	6/13/2000	71 331 70	71 970 80	(639 10)
1 360 00	ABB AG	CHF 10	06/12/31-00/12/31	6/13/2000	138 568 11	138 828 98	(1 260 88)
880 00	ABB AG	CHF 10	06/12/31-00/12/31	6/14/2000	98 382 20	100 758 12	(2 376 92)
1 880 00	ABB AG	CHF 10	06/12/31-00/12/31	6/15/2000	188 559 11	193 293 01	(4 733 90)
2 100 00	VIVENDI	EUR5 5	06/12/31-00/12/31	4/4/2000	212 676 34	202 827 78	10 048 56
3 800 00	TELE DANMARK A/S	DKK3	06/12/31-00/12/31	4/4/2000	320 580 42	209 011 07	111 575 35
3 800 00	TELE DANMARK A/S	DKK3	06/12/31-00/12/31	4/6/2000	203 954 57	207 467 00	(3 512 43)
1 000 00	SIEMENS AG NPV (REGD)	NPV (REGD)	06/12/31-00/12/31	3/6/2000	180 075 28	67 902 83	112 172 45
900 00	SIEMENS AG NPV (REGD)	NPV (REGD)	06/12/31-00/12/31	3/6/2000	159 829 61	61 112 55	98 717 06
2 200 00	SIEMENS AG NPV (REGD)	NPV (REGD)	06/12/31-00/12/31	5/22/2000	290 222 11	150 284 08	139 93 45
800 00	SIEMENS AG NPV (REGD)	NPV (REGD)	06/12/31-00/12/31	5/24/2000	105 487 99	55 349 06	50 148 93
3 300 00	SIEMENS AG NPV (REGD)	NPV (REGD)	06/12/31-00/12/31	5/25/2000	439 144 51	278 314 85	160 829 66
2 700 00	SIEMENS AG NPV (REGD)	NPV (REGD)	06/12/31-00/12/31	6/9/2000	346 786 52	152 208 90	194 586 62
7 800 00	SIEMENS AG NPV (REGD)	NPV (REGD)	06/12/31-00/12/31	7/26/2000	458 209 29	202 086 87	256 142 42
2 400 00	SIEMENS AG NPV (REGD)	NPV (REGD)	06/12/31-00/12/31	8/11/2000	353 574 49	175 150 99	178 423 50
3 300 00	SIEMENS AG NPV (REGD)	NPV (REGD)	06/12/31-00/12/31	8/14/2000	489 872 12	315 825 36	174 046 74
1 800 00	SIEMENS AG NPV (REGD)	NPV (REGD)	06/12/31-00/12/31	8/19/2000	272 786 00	295 777 52	(22 991 52)
2 100 00	SIEMENS AG NPV (REGD)	NPV (REGD)	06/12/31-00/12/31	8/17/2000	317 136 07	304 758 92	12 377 15
4 000 00	TELEFONICA CA	EUR 1	06/12/31-00/12/31	1/7/2000	93 228 88	81 220 30	12 008 58
4 000 00	TELEFONICA CA	EUR 1	06/12/31-00/12/31	1/10/2000	96 224 38	81 220 31	15 004 07
4 700 00	TELEFONICA CA	EUR 1	06/12/31-00/12/31	1/26/2000	117 225 26	117 833 06	(608 78)
4 800 00	TELEFONICA CA	EUR 1	06/12/31-00/12/31	1/26/2000	114 771 08	70 403 35	44 367 73
4 152 00	TELEFONICA CA	EUR 1	06/12/31-00/12/31	3/3/2000	129 638 87	67 804 62	61 834 25
11 200 00	TELEFONICA CA	EUR 1	06/12/31-00/12/31	3/3/2000	344 011 42	170 496 43	173 511 99
387 00	TELEFONICA CA	EUR 1	06/12/31-00/12/31	3/6/2000	12 203 86	5 847 47	6 356 39
2 156 00	TELEFONICA CA	EUR 1	06/12/31-00/12/31	3/6/2000	68 054 35	32 711 08	35 343 27
8 800 00	TELEFONICA CA	EUR 1	06/12/31-00/12/31	3/29/2000	226 384 66	133 514 62	94 870 04
34 400 00	TELEFONICA CA	EUR 1	06/12/31-00/12/31	6/23/2000	676 431 25	522 257 02	154 174 23
22 100 00	TELEFONICA CA	EUR 1	06/12/31-00/12/31	7/18/2000	508 482 07	342 734 52	165 747 55
6 000 00	TELEFONICA CA	EUR 1	06/12/31-00/12/31	7/18/2000	148 017 64	102 355 11	45 662 53
0 30	CELANESE AG	NPV	06/12/31-00/12/31	7/3/2000	0 00	5 00	(5 00)
3 400 00	DEUTSCHE TELEKOM	NPV(REGD)	06/12/31-00/12/31	6/9/2000	218 077 39	153 388 48	64 688 91
5 800 00	DEUTSCHE TELEKOM	NPV(REGD)	06/12/31-00/12/31	6/9/2000	355 802 80	256 514 25	99 148 55
5 400 00	DEUTSCHE TELEKOM	NPV(REGD)	06/12/31-00/12/31	9/12/2000	187 781 88	305 373 47	(107 586 59)
5 491 00	DEUTSCHE TELEKOM	NPV(REGD)	06/12/31-00/12/31	9/12/2000	198 583 49	360 581 84	(161 998 35)
9 690 00	PHILIPS ELECI(KON)	EUR0 25	06/12/31-00/12/31	5/3/2000	421 872 95	191 403 25	230 569 70
9 900 00	PHILIPS ELECI(KON)	EUR0 25	06/12/31-00/12/31	7/26/2000	479 848 39	195 551 30	284 297 09
1 100 00	PHILIPS ELECI(KON)	EUR0 25	06/12/31-00/12/31	7/27/2000	52 172 31	21 727 93	30 444 38
260 00	PHILIPS ELECI(KON)	EUR0 25	06/12/31-00/12/31	7/28/2000	11 696 22	5 126 69	6 569 53
340 00	PHILIPS ELECI(KON)	EUR0 25	06/12/31-00/12/31	7/31/2000	15 143 44	6 715 00	8 427 54
34 887 00	PHILIPS ELECI(KON)	EUR0 25	06/12/31-00/12/31	8/17/2000	897 816 50	852 345 34	45 571 16
2 100 00	ALCATEL	EUR2	06/12/31-00/12/31	5/25/2000	97 573 86	46 874 69	50 700 17
2 100 00	ALCATEL	EUR2	06/12/31-00/12/31	5/25/2000	96 876 20	48 874 69	48 001 51
15 500 00	ALCATEL	EUR2	06/12/31-00/12/31	6/7/2000	912 185 72	380 741 73	531 443 99
1 800 00	ALCATEL	EUR2	06/12/31-00/12/31	7/3/2000	117 142 81	41 892 58	75 250 27
3 100 00	ALCATEL	EUR2	06/12/31-00/12/31	7/26/2000	232 782 68	72 148 35	160 634 33
5 700 00	ALCATEL	EUR2	06/12/31-00/12/31	7/26/2000	424 182 26	133 696 95	290 485 31
1 900 00	ALCATEL	EUR2	06/12/31-00/12/31	7/27/2000	141 082 72	44 678 21	96 404 51
2 300 00	ALCATEL	EUR2	06/12/31-00/12/31	7/28/2000	179 894 72	58 787 11	121 207 61
8 500 00	ALCATEL	EUR2	06/12/31-00/12/31	7/31/2000	472 548 15	152 845 41	319 702 74
4 800 00	ALCATEL	EUR2	06/12/31-00/12/31	8/2/2000	272 449 13	91 707 08	180 742 05
800 00	ALCATEL	EUR2	06/12/31-00/12/31	8/3/2000	285 020 38	122 628 19	162 392 19
4 500 00	ALCATEL	EUR2	06/12/31-00/12/31	8/14/2000	65 715 03	24 728 84	40 986 19
3 500 00	ALCATEL	EUR2	06/12/31-00/12/31	8/15/2000	324 737 12	124 380 73	199 856 39
180 00	CAVALDAN AG	CHF 10	06/12/31-00/12/31	8/15/2000	258 297 86	96 511 18	158 786 68
8 000 00	ASAHI BREWERIES	JPY50	06/12/31-00/12/31	6/13/2000	58 313 45	1 007 08	55 215 47
7 000 00	ASAHI BREWERIES	JPY50	06/12/31-00/12/31	4/11/2000	83 844 22	109 306 08	(25 461 86)
15 000 00	ASAHI BREWERIES	JPY50	06/12/31-00/12/31	4/12/2000	73 378 51	85 842 81	(12 464 30)
12 000 00	ASAHI BREWERIES	JPY50	06/12/31-00/12/31	4/14/2000	166 038 59	202 852 33	(36 813 74)
8 000 00	ASAHI BREWERIES	JPY50	06/12/31-00/12/31	4/17/2000	129 556 02	181 453 78	(51 897 76)
11 000 00	ASAHI BREWERIES	JPY50	06/12/31-00/12/31	4/18/2000	80 806 89	121 284 59	(40 477 70)
9 000 00	ASAHI BREWERIES	JPY50	06/12/31-00/12/31	4/20/2000	114 199 93	148 089 89	(33 889 96)
6 000 00	ASAHI BREWERIES	JPY50	06/12/31-00/12/31	4/24/2000	93 991 68	121 982 48	(27 990 80)
4 000 00	ASAHI BREWERIES	JPY50	06/12/31-00/12/31	4/25/2000	81 919 15	81 321 65	(597 50)
8 000 00	ASAHI BREWERIES	JPY50	06/12/31-00/12/31	5/2/2000	40 820 80	55 575 70	(14 754 90)
23 000 00	ASAHI BREWERIES	JPY50	06/12/31-00/12/31	5/8/2000	81 151 28	120 818 57	(39 667 29)
18 000 00	ASAHI BREWERIES	JPY50	06/12/31-00/12/31	5/9/2000	231 899 74	334 236 89	(102 337 15)
5 00	NTT MOBILE COMMUN	NPV	06/12/31-00/12/31	5/10/2000	184 827 08	170 388 78	14 438 30
1 00	NTT MOBILE COMMUN	NPV	06/12/31-00/12/31	1/7/2000	153 533 75	0 00	153 533 75
18 00	NTT DOCOMO	NPV	06/12/31-00/12/31	1/11/2000	33 964 46	0 00	33 964 46

THE ROCKEFELLER FOUNDATION
EMPLOYEE ID NO 13 165629
GAIN AND LOSSES FOR TAX ON INVESTMENT INCOME
FORM 990 PF 2000 PART IV

Par	Security Name	Security Description	Date Bought	Date Sold	Proceeds	Cost	Realized
13 000 00	CANON INC	JPY50	06/12/21-00/12/21	4/28/2000	580 489 00	325 130 40	264 358 60
7 000 00	CANON INC	JPY50	06/12/21-00/12/21	6/8/2000	315 279 38	178 086 05	136 213 34
7 000 00	CANON INC	JPY50	06/12/21-00/12/21	6/8/2000	315 064 48	178 470 04	136 594 44
6 000 00	CANON INC	JPY50	06/12/21-00/12/21	10/10/2000	242 855 52	161 262 03	81 613 49
6 000 00	CANON INC	JPY50	06/12/21-00/12/21	10/12/2000	236 053 81	165 137 42	70 916 39
38 731 00	ONESTEEL	NPV	06/12/21-00/12/21	11/15/2000	17 531 41	14 100 96	3 430 45
129 000 00	FLIR BANK	JPY50	06/12/21-00/12/21	9/28/2000	1 183 119 28	1 183 119 28	0 00
154 000 00	IND BANK JAPAN	JPY50	06/12/21-00/12/21	9/28/2000	1 314 867 89	1 314 867 89	0 00
154 000 00	IND BANK JAPAN	JPY50	06/12/21-00/12/21	9/29/2000	0 00	0 01	(0 01)
8 00	JAPAN TOBACCO INC	JPY50000	06/12/21-00/12/21	1/7/2000	60 249 21	74 722 42	(14 473 21)
17 00	JAPAN TOBACCO INC	JPY50000	06/12/21-00/12/21	1/11/2000	86 937 78	114 800 48	(27 862 69)
13 00	JAPAN TOBACCO INC	JPY50000	06/12/21-00/12/21	1/12/2000	100 466 47	126 877 10	(26 410 63)
48 00	JAPAN TOBACCO INC	JPY50000	06/12/21-00/12/21	1/13/2000	404 686 92	463 424 16	(58 737 24)
30 00	JAPAN TOBACCO INC	JPY50000	06/12/21-00/12/21	1/14/2000	263 301 47	283 913 60	(20 612 13)
8 00	JAPAN TOBACCO INC	JPY50000	06/12/21-00/12/21	1/18/2000	67 213 19	78 243 63	(11 030 44)
4 000 00	NIPPON PAPER INDS	JPY50	06/12/21-00/12/21	8/9/2000	27 392 72	25 009 80	2 382 92
8 000 00	NIPPON PAPER INDS	JPY50	06/12/21-00/12/21	8/9/2000	55 791 88	52 294 95	3 497 03
1 000 00	NIPPON PAPER INDS	JPY50	06/12/21-00/12/21	8/10/2000	6 856 84	6 817 13	39 71
4 000 00	NIPPON PAPER INDS	JPY50	06/12/21-00/12/21	8/11/2000	27 433 59	26 498 86	934 73
2 000 00	NIPPON PAPER INDS	JPY50	06/12/21-00/12/21	8/14/2000	13 573 35	13 149 55	423 80
2 000 00	NIPPON PAPER INDS	JPY50	06/12/21-00/12/21	8/15/2000	13 021 47	12 911 02	110 45
4 000 00	NIPPON PAPER INDS	JPY50	06/12/21-00/12/21	8/16/2000	26 853 73	26 098 08	755 65
2 000 00	NIPPON PAPER INDS	JPY50	06/12/21-00/12/21	8/17/2000	13 128 94	13 093 89	35 05
4 000 00	NIPPON PAPER INDS	JPY50	06/12/21-00/12/21	8/18/2000	26 134 96	26 503 18	(368 22)
4 000 00	NIPPON PAPER INDS	JPY50	06/12/21-00/12/21	8/21/2000	25 385 96	26 257 28	(871 32)
3 000 00	NIPPON PAPER INDS	JPY50	06/12/21-00/12/21	8/22/2000	20 057 51	20 106 03	(48 52)
2 000 00	NIPPON PAPER INDS	JPY50	06/12/21-00/12/21	8/23/2000	13 310 48	13 390 81	(80 33)
6 000 00	NIPPON PAPER INDS	JPY50	06/12/21-00/12/21	8/24/2000	40 054 38	40 304 57	(250 18)
3 000 00	NIPPON PAPER INDS	JPY50	06/12/21-00/12/21	8/25/2000	19 769 98	20 518 68	(748 70)
2 000 00	NIPPON PAPER INDS	JPY50	06/12/21-00/12/21	8/26/2000	13 062 60	13 470 54	(377 94)
5 000 00	NIPPON PAPER INDS	JPY50	06/12/21-00/12/21	8/29/2000	32 906 62	33 125 46	(218 84)
1 000 00	NIPPON PAPER INDS	JPY50	06/12/21-00/12/21	8/30/2000	6 807 62	6 598 87	208 75
11 000 00	NIPPON PAPER INDS	JPY50	06/12/21-00/12/21	8/31/2000	72 178 68	72 110 72	67 96
1 000 00	NIPPON PAPER INDS	JPY50	06/12/21-00/12/21	9/1/2000	6 469 73	6 469 73	0 00
2 000 00	NIPPON PAPER INDS	JPY50	06/12/21-00/12/21	9/5/2000	12 852 98	12 839 47	13 51
2 000 00	NIPPON PAPER INDS	JPY50	06/12/21-00/12/21	9/6/2000	12 442 40	12 839 47	(397 07)
9 000 00	NIPPON PAPER INDS	JPY50	06/12/21-00/12/21	9/7/2000	55 205 38	57 777 53	(2 572 15)
12 000 00	NIPPON PAPER INDS	JPY50	06/12/21-00/12/21	9/8/2000	73 567 46	73 540 12	27 34
1 000 00	NIPPON PAPER INDS	JPY50	06/12/21-00/12/21	9/13/2000	5 874 90	5 850 56	24 34
2 000 00	NIPPON PAPER INDS	JPY50	06/12/21-00/12/21	9/14/2000	11 763 41	11 701 12	62 29
1 000 00	NIPPON PAPER INDS	JPY50	06/12/21-00/12/21	9/16/2000	5 939 93	5 850 56	89 37
7 000 00	NIPPON PAPER INDS	JPY50	06/12/21-00/12/21	9/16/2000	40 237 27	44 648 70	(4 411 43)
4 000 00	NIPPON PAPER INDS	JPY50	06/12/21-00/12/21	9/20/2000	24 508 15	25 865 42	(1 357 27)
6 000 00	NIPPON PAPER INDS	JPY50	06/12/21-00/12/21	9/25/2000	45 864 65	51 730 85	(5 866 20)
9 100 00	LIBERTY LIFE ASSOC	ZARO 10	06/12/21-00/12/21	2/2/2000	103 326 30	123 040 02	(19 713 72)
46 000 00	LIBERTY LIFE ASSOC	ZARO 10	06/12/21-00/12/21	2/3/2000	516 511 87	672 053 04	(155 541 17)
11 800 00	LIBERTY LIFE ASSOC	ZARO 10	06/12/21-00/12/21	2/4/2000	127 400 90	147 264 67	(19 863 77)
600 00	NINTENDO CO	JPY50	06/12/21-00/12/21	2/28/2000	125 351 78	52 787 48	72 564 30
1 300 00	NINTENDO CO	JPY50	06/12/21-00/12/21	3/15/2000	204 481 84	115 378 31	89 103 53
300 00	NINTENDO CO	JPY50	06/12/21-00/12/21	6/7/2000	52 580 45	27 901 89	24 678 56
300 00	NINTENDO CO	JPY50	06/12/21-00/12/21	6/8/2000	51 982 05	27 901 89	24 080 16
100 00	NINTENDO CO	JPY50	06/12/21-00/12/21	6/9/2000	17 117 95	9 300 83	7 817 12
500 00	NINTENDO CO	JPY50	06/12/21-00/12/21	8/12/2000	84 404 48	48 503 15	35 901 33
100 00	NINTENDO CO	JPY50	06/12/21-00/12/21	8/13/2000	16 672 87	9 300 83	7 372 04
100 00	NINTENDO CO	JPY50	06/12/21-00/12/21	8/14/2000	16 447 53	9 300 83	7 146 70
1 700 00	NINTENDO CO	JPY50	06/12/21-00/12/21	8/15/2000	271 258 49	158 110 72	113 147 77
1 100 00	NINTENDO CO	JPY50	06/12/21-00/12/21	8/16/2000	171 023 09	102 306 83	68 716 26
62 000 00	NISSAN MOTOR CO	JPY50	06/12/21-00/12/21	7/11/2000	488 132 53	344 214 48	143 918 05
31 000 00	NISSAN MOTOR CO	JPY50	06/12/21-00/12/21	10/5/2000	185 134 81	114 754 14	70 380 67
33 000 00	NISSAN MOTOR CO	JPY50	06/12/21-00/12/21	10/8/2000	190 414 58	118 863 32	71 551 26
7 000 00	NISSAN MOTOR CO	JPY50	06/12/21-00/12/21	10/10/2000	39 718 93	25 217 67	14 501 26
71 000 00	NISSAN MOTOR CO	JPY50	06/12/21-00/12/21	11/1/2000	475 086 20	265 063 02	210 023 18
41 000 00	NISSAN MOTOR CO	JPY50	06/12/21-00/12/21	11/7/2000	270 929 44	180 456 88	90 472 56
20 000 00	NISSAN MOTOR CO	JPY50	06/12/21-00/12/21	11/14/2000	129 086 44	78 872 25	50 214 19
600 00	ORIX CORP	JPY50	06/12/21-00/12/21	1/7/2000	99 212 35	41 058 58	58 153 77
1 600 00	ORIX CORP	JPY50	06/12/21-00/12/21	1/11/2000	289 768 16	108 489 55	181 278 61
400 00	ORIX CORP	JPY50	06/12/21-00/12/21	1/12/2000	86 550 39	27 372 39	59 178 00
500 00	ORIX CORP	JPY50	06/12/21-00/12/21	1/13/2000	82 563 49	34 215 48	48 348 01
1 700 00	ORIX CORP	JPY50	06/12/21-00/12/21	6/8/2000	175 943 83	88 430 87	87 512 96
600 00	ORIX CORP	JPY50	06/12/21-00/12/21	6/9/2000	87 039 46	34 215 48	52 823 98
400 00	ORIX CORP	JPY50	06/12/21-00/12/21	8/12/2000	129 352 27	51 323 23	78 029 04
1 000 00	ORIX CORP	JPY50	06/12/21-00/12/21	8/13/2000	57 670 93	22 810 32	34 860 61
100 00	ORIX CORP	JPY50	06/12/21-00/12/21	8/15/2000	136 677 47	57 025 81	79 651 66
1 000 00	PROMISE CO	JPY50	06/12/21-00/12/21	8/16/2000	13 683 71	5 702 58	7 981 13
2 100 00	PROMISE CO	JPY50	06/12/21-00/12/21	2/4/2000	69 877 34	43 885 15	25 992 19
2 700 00	PROMISE CO	JPY50	06/12/21-00/12/21	2/7/2000	148 885 02	84 034 83	64 850 00
300 00	PROMISE CO	JPY50	06/12/21-00/12/21	2/8/2000	197 038 73	122 711 14	74 327 59
100 00	PROMISE CO	JPY50	06/12/21-00/12/21	2/10/2000	21 026 88	13 834 57	7 192 31
600 00	PROMISE CO	JPY50	06/12/21-00/12/21	2/14/2000	8 635 36	4 544 86	4 090 50
600 00	PROMISE CO	JPY50	06/12/21-00/12/21	2/18/2000	39 688 19	27 268 14	12 419 05
3 000 00	PROMISE CO	JPY50	06/12/21-00/12/21	2/23/2000	40 303 50	27 268 14	13 035 36
100 00	PROMISE CO	JPY50	06/12/21-00/12/21	2/24/2000	204 455 96	140 435 76	64 020 20
4 200 00	PROMISE CO	JPY50	06/12/21-00/12/21	2/28/2000	7 369 70	4 772 08	2 597 62
3 300 00	SAMSUNG ELECTRONIC	KRW5000	06/12/21-00/12/21	2/28/2000	309 339 78	200 427 43	108 912 35
5 200 00	SAMSUNG ELECTRONIC	KRW5000	06/12/21-00/12/21	2/3/2000	747 989 25	358 808 18	389 181 07
2 300 00	SONY CORP	JPY50	06/12/21-00/12/21	11/2/2000	748 753 32	684 442 24	64 311 08
1 300 00	SONY CORP	JPY50	06/12/21-00/12/21	1/6/2000	574 269 55	183 038 85	391 230 70
400 00	SONY CORP	JPY50	06/12/21-00/12/21	1/7/2000	292 456 51	82 152 38	210 304 12
4 000 00	SUMITOMO ELEC INDS	JPY50	06/12/21-00/12/21	1/11/2000	96 718 74	22 354 58	74 364 16
9 000 00	SUMITOMO ELEC INDS	JPY50	06/12/21-00/12/21	11/9/2000	80 227 83	47 286 86	32 940 97
9 000 00	SUMITOMO ELEC INDS	JPY50	06/12/21-00/12/21	11/10/2000	174 245 25	113 346 01	60 899 24
5 000 00	SUMITOMO ELEC INDS	JPY50	06/12/21-00/12/21	11/13/2000	187 761 06	116 094 72	71 666 34
5 000 00	SUMITOMO ELEC INDS	JPY50	06/12/21-00/12/21	11/14/2000	93 647 18	65 770 45	27 876 73
8 000 00	SUMITOMO ELEC INDS	JPY50	06/12/21-00/12/21	11/15/2000	114 922 20	76 378 55	38 543 65
8 000 00	SUMITOMO ELEC INDS	JPY50	06/12/21-00/12/21	11/16/2000	113 705 15	67 240 06	46 465 07
8 000 00	SUMITOMO ELEC INDS	JPY50	06/12/21-00/12/21	11/17/2000	114 743 20	81 838 65	32 904 55
4 000 00	SUMITOMO ELEC INDS	JPY50	06/12/21-00/12/21	11/20/2000	73 125 39	50 000 52	23 124 87
5 000 00	SUMITOMO ELEC INDS	JPY50	06/12/21-00/12/21	11/21/2000	98 183 97	72 598 82	25 585 15
4 000 00	SUMITOMO ELEC INDS	JPY50	06/12/21-00/12/21	11/22/2000	69 879 85	58 848 27	11 031 58
9 000 00	SUMITOMO TRUST BKG	JPY50	06/12/21-00/12/21	6/8/2000	63 994 20	23 448 69	40 545 51
29 000 00	SUMITOMO TRUST BKG	JPY50	06/12/21-00/12/21	6/9/2000	197 823 84	75 550 43	122 273 41
8 000 00	SUMITOMO TRUST BKG	JPY50	06/12/21-00/12/21	6/13/2000	52 544 96	20 841 50	31 703 46
2 000 00	SUMITOMO TRUST BKG	JPY50	06/12/21-00/12/21	9/7/2000	14 073 89	5 210 37	8 863 52
19 000 00	SUMITOMO TRUST BKG	JPY50	06/12/21-00/12/21	9/8/2000	132 712 24	50 740 11	81 972 13
3 000 00	SUMITOMO TRUST BKG	JPY50	06/12/21-00/12/21	9/12/2000	20 208 15	6 436 34	13 771 81
7 000 00	SUMITOMO TRUST BKG	JPY50	06/12/21-00/12/21	9/13/2000	47 019 81	19 584 70	

THE ROCKEFELLER FOUNDATION
EMPLOYEE ID NO 13-165629
GAIN AND LOSSES FOR TAX ON INVESTMENT INCOME
FORM 990 PF 2000 PART IV

Par	Security Name	Security Description	Date Bought	Date Sold	Proceeds	Cost	Realized
4 000 00	SUMITOMO TRUST BKG	JPY50	06/12/21-00/12/21	07/27/2000	27 564 77	11 248 45	16 316 32
12 000 00	SUMITOMO TRUST BKG	JPY50	06/12/21-00/12/21	07/27/2000	82 747 56	33 745 35	49 002 21
10 000 00	SUMITOMO TRUST BKG	JPY50	06/12/21-00/12/21	07/28/2000	67 316 56	28 121 12	39 195 47
4 000 00	SUMITOMO TRUST BKG	JPY50	06/12/21-00/12/21	07/27/2000	27 256 07	11 248 45	16 007 62
2 000 00	SUMITOMO TRUST BKG	JPY50	06/12/21-00/12/21	07/28/2000	13 543 17	5 624 72	7 918 45
8 000 00	SUMITOMO TRUST BKG	JPY50	06/12/21-00/12/21	07/28/2000	55 976 86	27 486 90	28 489 96
19 000 00	SUMITOMO TRUST BKG	JPY50	06/12/21-00/12/21	10/27/2000	129 068 85	53 430 13	75 638 72
5 000 00	TDK CORP	JPY50	06/12/21-00/12/21	4/28/2000	870 827 44	380 869 03	289 958 41
800 00	TDK CORP	JPY50	06/12/21-00/12/21	07/28/2000	107 248 07	61 521 86	45 726 21
2 700 00	TDK CORP	JPY50	06/12/21-00/12/21	07/27/2000	342 868 03	240 901 01	101 967 02
1 000 00	TDK CORP	JPY50	06/12/21-00/12/21	07/28/2000	127 768 47	84 103 83	43 664 64
400 00	TDK CORP	JPY50	06/12/21-00/12/21	07/28/2000	51 865 00	37 329 42	14 535 58
500 00	TDK CORP	JPY50	06/12/21-00/12/21	10/27/2000	61 978 83	48 661 77	13 316 06
300 00	TDK CORP	JPY50	06/12/21-00/12/21	10/3/2000	37 300 07	27 997 07	9 302 00
1 000 00	TDK CORP	JPY50	06/12/21-00/12/21	10/4/2000	121 004 36	87 730 02	33 274 34
8 580 00	AAA	RTS EX DATE 11MAY2000	06/12/21-00/12/21	5/17/2000	18 780 67	0 00	17 986 87
202 300 00	PORTUGAL TELECOM	RTS EXP 24NOV2000	06/12/21-00/12/21	11/15/2000	1 734 01	0 00	1 734 01
27 500 00	APACHE CORP		06/12/21-00/12/21	2/7/2000	1 045 652 61	1 017 500 00	28 152 61
12 100 00	ARROW ELECTRS INC		06/12/21-00/12/21	2/8/2000	280 889 70	278 300 00	2 589 70
22 000 00	CARDINAL HEALTH INC	COM	06/12/21-00/12/21	2/7/2000	1 063 634 12	1 063 500 00	10 134 12
18 745 00	ARROW ELECTRS INC		06/12/21-00/12/21	2/7/2000	430 726 88	431 135 00	(408 02)
23 400 00	ARROW ELECTRS INC		06/12/21-00/12/21	2/8/2000	538 958 03	538 200 00	758 03
19 315 00	ARROW ELECTRS INC		06/12/21-00/12/21	2/15/2000	445 885 41	444 745 00	1 640 41
440 00	ARROW ELECTRS INC		06/12/21-00/12/21	2/11/2000	10 133 86	10 120 00	13 86
44 300 00	BOWATER INC	COM	06/12/21-00/12/21	2/8/2000	2 184 062 80	2 223 306 75	(38 243 95)
800 00	CARDINAL HEALTH INC	COM	06/12/21-00/12/21	2/7/2000	39 774 67	39 400 00	374 67
150 00	CENEX CORP	COM	06/12/21-00/12/21	2/7/2000	3 286 02	3 278 13	(7 89)
17 050 00	CENEX CORP	COM	06/12/21-00/12/21	2/8/2000	367 000 93	378 296 87	(11 295 94)
2 000 00	CENEX CORP	COM	06/12/21-00/12/21	2/8/2000	42 938 56	44 375 00	(1 436 44)
300 00	CHAMPION INTL CORP	COM	06/12/21-00/12/21	2/7/2000	15 517 87	15 881 25	(363 38)
25 165 00	CHAMPION INTL CORP	COM	06/12/21-00/12/21	2/8/2000	1 308 382 85	1 322 172 16	(13 789 31)
8 745 00	CHAMPION INTL CORP	COM	06/12/21-00/12/21	2/8/2000	343 611 28	357 063 44	(13 452 16)
10 180 00	CHAMPION INTL CORP	COM	06/12/21-00/12/21	2/10/2000	484 802 76	539 433 12	(44 630 36)
8 900 00	CHRIS CRAFT INDS INC	COM	06/12/21-00/12/21	2/7/2000	508 063 86	511 893 75	(3 829 89)
8 187 00	CHRIS CRAFT INDS INC	COM	06/12/21-00/12/21	2/8/2000	457 304 78	457 514 31	(209 52)
900 00	CHRIS CRAFT INDS INC	COM	06/12/21-00/12/21	2/8/2000	66 738 17	68 768 75	(2 030 58)
15 000 00	CLAYTON HOMES INC	COM	06/12/21-00/12/21	2/7/2000	126 108 28	126 500 00	(391 72)
14 200 00	CLAYTON HOMES INC	COM	06/12/21-00/12/21	2/8/2000	117 232 69	120 700 00	(3 467 31)
20 800 00	CLAYTON HOMES INC	COM	06/12/21-00/12/21	2/9/2000	172 372 63	178 800 00	(6 427 37)
15 000 00	CONSECO INC	COM STK	06/12/21-00/12/21	2/7/2000	260 106 31	244 587 50	15 478 81
38 100 00	CONSECO INC	COM STK	06/12/21-00/12/21	2/8/2000	680 059 03	621 506 25	58 552 78
3 695 00	COOPER TIRE RUBR CO	COM	06/12/21-00/12/21	2/7/2000	46 787 88	46 880 31	(92 43)
29 745 00	COOPER TIRE RUBR CO	COM	06/12/21-00/12/21	2/8/2000	377 889 38	377 389 69	499 69
7 780 00	COOPER TIRE RUBR CO	COM	06/12/21-00/12/21	2/8/2000	84 741 67	86 708 75	(2 067 08)
11 355 00	COOPER TIRE RUBR CO	COM	06/12/21-00/12/21	2/10/2000	134 770 26	144 066 56	(9 296 30)
18 425 00	COOPER TIRE RUBR CO	COM	06/12/21-00/12/21	2/11/2000	212 938 42	232 787 19	(19 848 77)
7 000 00	DANA CORP	COM	06/12/21-00/12/21	2/7/2000	158 551 00	158 812 50	(261 50)
20 400 00	DANA CORP	COM	06/12/21-00/12/21	2/8/2000	462 894 43	482 825 00	(19 930 57)
18 700 00	ENGELHARD CORP	COM	06/12/21-00/12/21	2/7/2000	311 484 84	315 562 50	(4 077 66)
11 500 00	ENGELHARD CORP	COM	06/12/21-00/12/21	2/8/2000	191 117 86	194 067 50	(2 949 64)
7 700 00	ENGELHARD CORP	COM	06/12/21-00/12/21	2/8/2000	124 270 76	129 937 50	(5 666 74)
16 700 00	ENGELHARD CORP	COM	06/12/21-00/12/21	2/10/2000	265 865 14	281 812 50	(15 947 36)
24 100 00	ENGELHARD CORP	COM	06/12/21-00/12/21	2/11/2000	369 103 27	406 687 50	(37 584 23)
34 000 00	ENTERGY CORP	COM	06/12/21-00/12/21	2/8/2000	842 077 08	847 875 00	(5 797 91)
11 300 00	ENTERGY CORP	COM	06/12/21-00/12/21	2/8/2000	274 445 24	281 783 75	(7 338 51)
13 500 00	ENTERGY CORP	COM	06/12/21-00/12/21	2/10/2000	323 709 74	336 056 25	(12 346 51)
18 000 00	ENTERGY CORP	COM	06/12/21-00/12/21	2/11/2000	416 707 08	448 875 00	(32 167 91)
4 800 00	EVEREST REINSURANCE HLDGS	COM	06/12/21-00/12/21	2/7/2000	120 526 85	119 700 00	826 85
27 700 00	EVEREST REINSURANCE HLDGS	COM	06/12/21-00/12/21	2/8/2000	679 479 56	678 300 00	1 179 56
19 800 00	FEDERAL HOME LN MTC CORP	COM FORMERLY SR PART PFD	06/12/21-00/12/21	2/8/2000	943 184 75	977 587 50	(34 402 75)
8 700 00	FLEETWOOD ENTERPRISES INC	COM	06/12/21-00/12/21	2/7/2000	135 561 87	137 862 50	(2 300 63)
24 700 00	FLEETWOOD ENTERPRISES INC	COM	06/12/21-00/12/21	2/8/2000	405 276 41	415 268 75	(9 992 34)
8 400 00	FLEETWOOD ENTERPRISES INC	COM	06/12/21-00/12/21	2/8/2000	150 436 45	150 037 50	(396 95)
7 500 00	FLEETWOOD ENTERPRISES INC	COM	06/12/21-00/12/21	2/10/2000	122 148 17	128 062 75	(5 914 58)
18 100 00	FLORIDA PROGRESS CORP	COM	06/12/21-00/12/21	2/8/2000	705 174 18	710 412 50	(5 238 32)
7 500 00	FLOWERS INDS INC	COM	06/12/21-00/12/21	2/7/2000	91 646 83	82 812 50	10 834 33
53 700 00	FLOWERS INDS INC	COM	06/12/21-00/12/21	2/8/2000	680 949 73	694 537 50	(13 587 77)
84 800 00	GLOBAL MARINE INC	COM NEW	06/12/21-00/12/21	2/7/2000	1 725 787 15	1 778 550 00	(52 762 85)
17 000 00	HOLLINGER INTERNATIONAL INC	CL A	06/12/21-00/12/21	2/7/2000	227 170 21	225 750 00	1 420 21
13 800 00	HOLLINGER INTERNATIONAL INC	CL A	06/12/21-00/12/21	2/8/2000	185 486 50	182 850 00	2 636 50
28 500 00	HOLLINGER INTERNATIONAL INC	CL A	06/12/21-00/12/21	2/9/2000	386 446 45	377 675 00	8 771 45
26 500 00	HOLLINGER INTERNATIONAL INC	CL A	06/12/21-00/12/21	2/10/2000	332 818 27	351 125 00	(18 306 73)
28 500 00	HOLLINGER INTERNATIONAL INC	CL A	06/12/21-00/12/21	2/11/2000	355 100 98	377 675 00	(22 574 02)
11 100 00	HON INDS INC	COM	06/12/21-00/12/21	2/7/2000	213 334 87	218 450 00	(5 115 13)
13 500 00	HON INDS INC	COM	06/12/21-00/12/21	2/8/2000	257 242 01	263 250 00	(6 007 99)
5 000 00	HON INDS INC	COM	06/12/21-00/12/21	2/8/2000	95 159 32	97 500 00	(2 340 68)
6 500 00	HON INDS INC	COM	06/12/21-00/12/21	2/10/2000	121 113 70	128 750 00	(7 636 30)
1 700 00	KAUFMAN BROAD HOME CORP	COM	06/12/21-00/12/21	2/7/2000	36 804 02	38 782 50	(1 978 48)
10 000 00	KAUFMAN BROAD HOME CORP	COM	06/12/21-00/12/21	2/8/2000	216 587 77	216 250 00	337 77
4 800 00	KAUFMAN BROAD HOME CORP	COM	06/12/21-00/12/21	2/8/2000	101 577 58	103 800 00	(2 222 44)
5 700 00	KAUFMAN BROAD HOME CORP	COM	06/12/21-00/12/21	2/10/2000	104 815 50	112 450 00	(7 634 50)
3 600 00	KEANE INC	COM	06/12/21-00/12/21	2/8/2000	84 770 33	84 800 00	(29 67)
4 500 00	KEANE INC	COM	06/12/21-00/12/21	2/8/2000	102 768 01	105 750 00	(2 981 99)
7 700 00	LENNAR CORP	COM	06/12/21-00/12/21	2/8/2000	118 829 87	118 700 00	(129 87)
9 000 00	LENNAR CORP	COM	06/12/21-00/12/21	2/8/2000	148 225 05	146 825 00	(1 399 85)
8 000 00	LENNAR CORP	COM	06/12/21-00/12/21	2/10/2000	97 318 75	99 750 00	(2 431 25)
7 000 00	LENNAR CORP	COM	06/12/21-00/12/21	2/11/2000	111 181 18	118 375 00	(7 193 82)
10 000 00	MBIA INC	COM	06/12/21-00/12/21	2/7/2000	482 091 58	478 750 00	3 341 58
4 300 00	MBIA INC	COM	06/12/21-00/12/21	2/8/2000	182 572 33	205 862 50	(23 290 17)
11 500 00	MBIA INC	COM	06/12/21-00/12/21	2/8/2000	460 364 14	550 582 50	(90 218 36)
47 800 00	MUCOR CORP	COM	06/12/21-00/12/21	2/7/2000	2 288 403 64	2 335 125 00	(46 721 36)
5 000 00	OM GROUP INC	COM	06/12/21-00/12/21	2/7/2000	187 343 75	189 062 50	(1 718 75)
2 480 00	OM GROUP INC	COM	06/12/21-00/12/21	2/8/2000	88 950 15	90 750 00	(1 799 85)
3 000 00	OM GROUP INC	COM	06/12/21-00/12/21	2/8/2000	107 068 78	113 437 50	(6 368 72)
13 800 00	OM GROUP INC	COM	06/12/21-00/12/21	2/10/2000	483 044 80	521 812 50	(38 767 70)
4 200 00	OM GROUP INC	COM	06/12/21-00/12/21	2/11/2000	147 094 21	158 812 50	(11 718 29)
23 700 00	OFFICE MAX INC	COM	06/12/21-00/12/21	2/8/2000	156 128 00	157 012 50	(884 50)
63 400 00	OFFICE MAX INC	COM	06/12/21-00/12/21	2/8/2000	413 481 93	420 025 00	(6 543 07)
17 800 00	OFFICE MAX INC	COM	06/12/21-00/12/21	2/10/2000	114 343 37	118 000 00	(3 656 63)
28 800 00	OUTBACK STEAKHOUSE INC		06/12/21-00/12/21	2/7/2000	775 306 21	786 558 38	(11 252 17)
15 000 00	OUTBACK STEAKHOUSE INC		06/12/21-00/12/21	2/8/2000	404 786 99	398 800 25	5 986 74
21 100 00	READERS DIGEST ASSN INC	COM CL A NON VTG	06/12/21-00/12/21	2/7/2000	753 029 65	758 900 00	(5 870 35)
30 000 00	READERS DIGEST ASSN INC	COM CL A NON VTG	06/12/21-00/12/21	2/8/2000	1 046 254 08	1 078 250 00	(31 995 91)
4 750 00	REINSURANCE GROUP AMER INC	COM	06/12/21-00/12/21	2/8/2000	96 641 65	101 734 38	(5 092 73)
4 200 00	REINSURANCE GROUP AMER INC	COM	06/12/21-00/12/21	2/8/2000	84 671 27	88 512 50	(3 841 23)
21 200 00	REINSURANCE GROUP AMER INC	COM	06/12/21-00/12/21	2/10/2000	415 058 70	451 825 00	(36 766 30)
7 300 00	SCANA CORP	COM	06/12/21-00/12/21	2/7/2000			

THE ROCKEFELLER FOUNDATION
EMPLOYEE ID NO 13-165629
GAIN AND LOSSES FOR TAX ON INVESTMENT INCOME
FORM 990 PF 2000 PART IV

Part	Security Name	Security Description	Date Bought	Date Sold	Proceeds	Cost	Realized
14 625 00	SHERWIN WILLIAMS CO	COM	06/12/21-00/12/21	2/6/2000	280 585 88	294 328 12	(13 742 24)
3 000 00	SHERWIN WILLIAMS CO	COM	06/12/21-00/12/21	2/10/2000	80 375 00	80 375 00	(2 434 74)
1 375 00	SHERWIN WILLIAMS CO	COM	06/12/21-00/12/21	2/11/2000	26 598 40	27 671 88	(1 073 39)
24 400 00	SUPERVALU INC	COM	06/12/21-00/12/21	2/7/2000	412 068 07	408 700 00	3 368 07
38 000 00	SUPERVALU INC	COM	06/12/21-00/12/21	2/6/2000	647 494 57	636 500 00	10 994 57
5 300 00	TIDEWATER INC	COM	06/12/21-00/12/21	2/7/2000	145 254 80	143 100 00	2 154 80
20 000 00	TIDEWATER INC	COM	06/12/21-00/12/21	2/6/2000	534 882 15	540 000 00	(5 117 85)
11 000 00	TIDEWATER INC	COM	06/12/21-00/12/21	2/6/2000	290 247 31	297 000 00	(6 752 69)
6 000 00	TIDEWATER INC	COM	06/12/21-00/12/21	2/10/2000	156 827 17	162 000 00	(5 172 83)
18 100 00	TRINITY INDS INC	COM	06/12/21-00/12/21	2/7/2000	367 354 31	365 268 75	2 085 56
5 600 00	TRIZEC HAHN CORP	SUB VTG	06/12/21-00/12/21	2/7/2000	83 478 21	84 350 00	(870 79)
9 900 00	TRIZEC HAHN CORP	SUB VTG	06/12/21-00/12/21	2/6/2000	145 154 88	149 118 75	(3 963 86)
50 100 00	TRIZEC HAHN CORP	SUB VTG	06/12/21-00/12/21	2/6/2000	725 223 37	754 831 25	(29 607 88)
10 000 00	TRIZEC HAHN CORP	SUB VTG	06/12/21-00/12/21	2/10/2000	145 132 15	150 675 00	(5 492 85)
21 600 00	UNION PACIFIC RES GROUP INC	COM	06/12/21-00/12/21	2/7/2000	235 475 72	232 687 50	2 788 22
27 800 00	UNION PACIFIC RES GROUP INC	COM	06/12/21-00/12/21	2/6/2000	300 645 93	298 181 25	2 464 68
20 500 00	UNION PACIFIC RES GROUP INC	COM	06/12/21-00/12/21	2/6/2000	210 534 11	218 093 75	(7 559 64)
8 000 00	UNION PACIFIC RES GROUP INC	COM	06/12/21-00/12/21	2/10/2000	81 101 28	85 500 00	(4 398 72)
23 000 00	WELLPOINT HEALTH NETWORKS INC	COM	06/12/21-00/12/21	2/7/2000	1 565 819 98	1 555 375 00	10 444 98
3 700 00	AT T CORP	COM	06/12/21-00/12/21	8/24/2000	115 385 46	125 568 75	(10 183 29)
4 000 00	AT T CORP	COM	06/12/21-00/12/21	8/25/2000	124 286 25	135 750 00	(11 463 75)
2 300 00	AT T CORP	COM	06/12/21-00/12/21	8/26/2000	72 158 30	78 056 25	(5 897 95)
1 700 00	AT T CORP	COM	06/12/21-00/12/21	8/30/2000	54 372 00	57 693 75	(3 321 75)
1 600 00	AT T CORP	COM	06/12/21-00/12/21	8/31/2000	51 562 60	54 300 00	(2 737 40)
1 800 00	AT T CORP	COM	06/12/21-00/12/21	9/1/2000	51 171 08	54 300 00	(3 128 91)
2 400 00	AT T CORP	COM	06/12/21-00/12/21	9/5/2000	76 559 12	81 450 00	(4 890 88)
4 100 00	AT T CORP	COM	06/12/21-00/12/21	9/6/2000	129 832 75	139 143 75	(9 311 00)
800 00	AT T CORP	COM	06/12/21-00/12/21	9/7/2000	24 809 17	27 150 00	(2 340 83)
1 800 00	AT T CORP	COM	06/12/21-00/12/21	9/8/2000	54 937 58	61 087 50	(6 149 92)
1 500 00	AT T CORP	COM	06/12/21-00/12/21	9/12/2000	46 053 41	50 906 25	(4 852 84)
4 500 00	AT T CORP	COM	06/12/21-00/12/21	9/13/2000	140 229 26	152 718 75	(12 489 49)
2 300 00	AT T CORP	COM	06/12/21-00/12/21	9/14/2000	73 576 15	78 056 25	(4 480 10)
3 000 00	AT T CORP	COM	06/12/21-00/12/21	9/15/2000	96 521 78	101 812 50	(5 290 72)
4 700 00	AT T CORP	COM	06/12/21-00/12/21	9/18/2000	150 754 52	158 506 75	(7 751 73)
5 700 00	AT T CORP	COM	06/12/21-00/12/21	9/19/2000	176 639 38	193 443 75	(16 804 37)
13 400 00	AT T CORP	COM	06/12/21-00/12/21	9/20/2000	369 799 78	454 762 50	(84 962 72)
8 300 00	AT T CORP	COM	06/12/21-00/12/21	9/21/2000	248 716 14	281 387 55	(32 671 41)
5 900 00	AT T CORP	COM	06/12/21-00/12/21	9/22/2000	242 861 51	281 311 90	(38 450 39)
6 700 00	AT T CORP	COM	06/12/21-00/12/21	9/25/2000	170 927 91	199 068 70	(28 040 79)
7 000 00	AT T CORP	COM	06/12/21-00/12/21	9/26/2000	191 193 53	227 083 10	(35 889 57)
6 200 00	ABBOTT LABS	COM NPV	06/12/21-00/12/21	9/27/2000	183 982 42	237 251 00	(53 268 58)
3 100 00	ABBOTT LABS	COM NPV	06/12/21-00/12/21	7/3/2000	271 910 53	265 875 00	6 035 53
3 300 00	ABBOTT LABS	COM NPV	06/12/21-00/12/21	10/5/2000	149 207 32	137 917 50	11 289 82
1 500 00	ABBOTT LABS	COM NPV	06/12/21-00/12/21	10/13/2000	104 378 38	140 167 80	(35 789 42)
1 100 00	ABBOTT LABS	COM NPV	06/12/21-00/12/21	10/28/2000	78 217 29	83 120 75	(5 096 54)
2 100 00	ABBOTT LABS	COM NPV	06/12/21-00/12/21	10/31/2000	58 417 07	64 288 56	(6 871 49)
1 600 00	ABBOTT LABS	COM NPV	06/12/21-00/12/21	11/14/2000	104 816 11	88 369 05	16 447 06
400 00	ABBOTT LABS	COM NPV	06/12/21-00/12/21	11/15/2000	81 236 84	67 328 80	13 907 84
1 600 00	ABBOTT LABS	COM NPV	06/12/21-00/12/21	11/24/2000	21 254 85	18 832 20	2 422 65
2 900 00	AETNA INC	COM	06/12/21-00/12/21	11/30/2000	88 910 31	87 328 80	1 581 51
1 650 00	AETNA INC	COM	06/12/21-00/12/21	8/24/2000	160 998 86	212 745 02	(51 746 16)
1 700 00	AETNA INC	COM	06/12/21-00/12/21	8/29/2000	92 851 15	120 716 26	(27 865 11)
300 00	AETNA INC	COM	06/12/21-00/12/21	8/31/2000	95 901 11	124 376 42	(28 475 31)
2 600 00	AETNA INC	COM	06/12/21-00/12/21	9/1/2000	16 794 90	21 946 76	(5 151 86)
2 500 00	AETNA INC	COM	06/12/21-00/12/21	9/5/2000	154 015 88	204 855 28	(50 839 40)
2 200 00	AETNA INC	COM	06/12/21-00/12/21	9/6/2000	137 856 15	182 900 50	(45 044 35)
1 600 00	AETNA INC	COM	06/12/21-00/12/21	9/7/2000	120 301 44	160 957 72	(40 656 28)
1 900 00	AETNA INC	COM	06/12/21-00/12/21	9/8/2000	86 466 87	117 060 18	(30 593 29)
2 450 00	AETNA INC	COM	06/12/21-00/12/21	9/13/2000	102 681 12	136 008 94	(33 327 82)
1 500 00	AETNA INC	COM	06/12/21-00/12/21	9/14/2000	134 842 03	179 248 37	(44 406 34)
1 500 00	AETNA INC	COM	06/12/21-00/12/21	9/15/2000	82 157 51	96 910 46	(14 752 95)
1 200 00	AETNA INC	COM	06/12/21-00/12/21	9/18/2000	81 525 13	88 051 13	(6 526 00)
1 850 00	AGILENT TECHNOLOGIES INC	COM	06/12/21-00/12/21	9/18/2000	64 752 60	65 780 03	(1 027 43)
2 700 00	AGILENT TECHNOLOGIES INC	COM	06/12/21-00/12/21	10/5/2000	92 81 02	88 712 82	(4 098 20)
1 600 00	AGILENT TECHNOLOGIES INC	COM	06/12/21-00/12/21	10/6/2000	143 858 78	159 743 70	(15 884 94)
550 00	AGILENT TECHNOLOGIES INC	COM	06/12/21-00/12/21	10/9/2000	81 266 57	97 534 32	(16 267 75)
2 500 00	AGILENT TECHNOLOGIES INC	COM	06/12/21-00/12/21	10/11/2000	26 440 84	31 099 53	(4 658 69)
3 200 00	AGILENT TECHNOLOGIES INC	COM	06/12/21-00/12/21	10/18/2000	102 478 83	127 387 78	(24 907 95)
3 800 00	AGILENT TECHNOLOGIES INC	COM	06/12/21-00/12/21	10/19/2000	138 711 50	167 816 37	(29 104 87)
850 00	AGILENT TECHNOLOGIES INC	COM	06/12/21-00/12/21	10/20/2000	165 051 97	172 877 61	(7 825 64)
1 200 00	AIR PRODS CHEMS INC	COM	06/12/21-00/12/21	10/23/2000	44 517 41	43 135 60	1 381 81
6 800 00	ALCAN ALUM LTD	COM	06/12/21-00/12/21	12/29/2000	49 868 89	40 730 08	9 138 81
2 200 00	ALCAN ALUM LTD	COM	06/12/21-00/12/21	7/18/2000	221 153 78	210 072 40	11 081 38
2 600 00	ALCAN ALUM LTD	COM	06/12/21-00/12/21	11/27/2000	87 579 98	87 964 80	(384 82)
2 700 00	ALCAN ALUM LTD	COM	06/12/21-00/12/21	11/28/2000	60 471 73	60 321 60	149 93
1 800 00	ALCAN ALUM LTD	COM	06/12/21-00/12/21	11/29/2000	86 784 71	87 064 60	(279 89)
2 100 00	ALCAN ALUM LTD	COM	06/12/21-00/12/21	11/30/2000	54 378 79	55 607 40	(1 228 70)
900 00	ALCAN ALUM LTD	COM	06/12/21-00/12/21	12/1/2000	64 483 38	64 875 30	(391 92)
1 900 00	ALCAN ALUM LTD	COM	06/12/21-00/12/21	12/28/2000	30 655 85	27 803 70	2 852 15
1 900 00	ALCAN ALUM LTD	COM	06/12/21-00/12/21	12/28/2000	65 845 55	58 696 70	7 148 85
4 700 00	ASSOCIATES FIRST CAP CORP	CL A	06/12/21-00/12/21	12/28/2000	65 084 60	58 696 70	6 387 90
2 000 00	ASSOCIATES FIRST CAP CORP	CL A	06/12/21-00/12/21	9/13/2000	183 381 08	114 087 14	69 293 94
1 900 00	ASSOCIATES FIRST CAP CORP	CL A	06/12/21-00/12/21	9/14/2000	78 407 94	50 802 40	27 605 54
1 300 00	ASSOCIATES FIRST CAP CORP	CL A	06/12/21-00/12/21	9/15/2000	74 552 37	48 292 28	26 260 09
2 100 00	ASSOCIATES FIRST CAP CORP	CL A	06/12/21-00/12/21	9/18/2000	49 169 30	33 021 56	16 147 74
2 300 00	ASSOCIATES FIRST CAP CORP	CL A	06/12/21-00/12/21	9/18/2000	79 536 31	53 342 52	26 193 79
800 00	ASSOCIATES FIRST CAP CORP	CL A	06/12/21-00/12/21	9/20/2000	85 972 51	58 472 78	27 500 73
2 200 00	ASSOCIATES FIRST CAP CORP	CL A	06/12/21-00/12/21	9/21/2000	22 148 78	15 240 72	7 908 04
1 600 00	ASSOCIATES FIRST CAP CORP	CL A	06/12/21-00/12/21	9/28/2000	81 745 75	55 862 64	25 883 11
2 400 00	ASSOCIATES FIRST CAP CORP	CL A	06/12/21-00/12/21	9/28/2000	61 038 08	40 641 92	20 396 16
2 000 00	ASSOCIATES FIRST CAP CORP	CL A	06/12/21-00/12/21	10/2/2000	91 727 34	60 882 88	30 844 46
1 687 00	ASSOCIATES FIRST CAP CORP	CL A	06/12/21-00/12/21	10/3/2000	78 267 95	50 802 40	27 465 55
2 200 00	ASSOCIATES FIRST CAP CORP	CL A	06/12/21-00/12/21	10/4/2000	65 149 35	42 343 80	22 805 55
2 100 00	ASSOCIATES FIRST CAP CORP	CL A	06/12/21-00/12/21	10/5/2000	65 969 85	55 882 64	10 087 21
1 800 00	ASSOCIATES FIRST CAP CORP	CL A	06/12/21-00/12/21	10/6/2000	80 691 90	53 342 52	27 349 38
1 000 00	ASSOCIATES FIRST CAP CORP	CL A	06/12/21-00/12/21	10/6/2000	66 714 77	45 722 18	20 992 61
500 00	ASSOCIATES FIRST CAP CORP	CL A	06/12/21-00/12/21	10/17/2000	36 428 48	25 401 20	11 027 28
300 00	ASSOCIATES FIRST CAP CORP	CL A	06/12/21-00/12/21	10/20/2000	18 505 28	17 700 80	804 48
1 700 00	ASSOCIATES FIRST CAP CORP	CL A	06/12/21-00/12/21	10/25/2000	11 106 97	7 820 36	3 286 61
1 300 00	ASSOCIATES FIRST CAP CORP	CL A	06/12/21-00/12/21	10/27/2000	59 952 57	43 182 04	16 770 53
1 500 00	ASSOCIATES FIRST CAP CORP	CL A	06/12/21-00/12/21	10/29/2000	48 087 08	33 021 56	15 065 52
1 200 00	ASSOCIATES FIRST CAP CORP	CL A	06/12/21-00/12/21	10/31/2000	55 842 53	38 101 80	17 740 73
2 500 00	ASSOCIATES FIRST CAP CORP	CL A	06/12/21-00/12/21	11/1/2000	44 388 03	30 481 44	13 906 59
1 500 00	ASSOCIATES FIRST CAP CORP	CL A	06/12/21-00/12/21	11/18/2000	82 708 15	63 503 00	19 205 15
1 700 00	ASSOCIATES FIRST CAP CORP	CL A	06/12/21-00/12/21	11/17/2000	55 488 89	38 101 80	17 387 09
2 500 00	BECTON DICKINSON + CO	COM	06/12/21-00/12/21	11/30/2000	61 331 74	43 182 04	18 149 70
1 400 00	BECTON DICKINSON + CO	COM	06/12/21-00/12/21	10/23/2000	77 874 31	70 748 00	7 126 31

THE ROCKEFELLER FOUNDATION
EMPLOYEE ID NO 13-165629
GAIN AND LOSSES FOR TAX ON INVESTMENT INCOME
FORM 990 PF 2000 PART IV

Par	Security Name	Security Description	Date Bought	Date Sold	Proceeds	Cost	Realized
600.00	BECTON DICKINSON CO	COM	06/12/31-001/23/1	11/14/2000	18,589.18	16,979.52	1,609.66
1,700.00	BRISTOL MYERS SQUIBB CO	COM	06/12/31-001/23/1	11/28/2000	119,113.15	93,743.10	25,370.05
1,700.00	BRISTOL MYERS SQUIBB CO	COM	06/12/31-001/23/1	11/29/2000	120,989.66	93,743.10	27,246.56
1,700.00	BRISTOL MYERS SQUIBB CO	COM	06/12/31-001/23/1	11/30/2000	122,476.53	93,743.10	28,733.43
750.00	BRISTOL MYERS SQUIBB CO	COM	06/12/31-001/23/1	12/1/2000	51,244.29	41,257.25	9,987.04
1,800.00	BRISTOL MYERS SQUIBB CO	COM	06/12/31-001/23/1	12/20/2000	114,404.02	88,278.80	26,125.22
1,800.00	BRISTOL MYERS SQUIBB CO	COM	06/12/31-001/23/1	12/26/2000	120,064.53	99,257.40	20,807.15
1,800.00	BRISTOL MYERS SQUIBB CO	COM	06/12/31-001/23/1	12/27/2000	127,368.61	99,257.40	28,111.21
1,150.00	BRISTOL MYERS SQUIBB CO	COM	06/12/31-001/23/1	12/29/2000	85,229.86	63,414.45	21,815.41
2,000.00	BURLINGTON NORTHERN SANTA FE	COM	06/12/31-001/23/1	11/6/2000	53,077.02	53,558.60	(481.58)
1,600.00	BURLINGTON NORTHERN SANTA FE	COM	06/12/31-001/23/1	11/7/2000	42,404.02	42,993.68	(589.66)
1,100.00	BURLINGTON NORTHERN SANTA FE	COM	06/12/31-001/23/1	11/13/2000	28,493.22	29,281.23	(788.01)
2,000.00	BURLINGTON NORTHERN SANTA FE	COM	06/12/31-001/23/1	11/14/2000	51,659.67	53,155.69	(1,496.02)
1,800.00	BURLINGTON NORTHERN SANTA FE	COM	06/12/31-001/23/1	11/15/2000	47,993.59	47,418.44	575.15
3,700.00	BURLINGTON NORTHERN SANTA FE	COM	06/12/31-001/23/1	11/16/2000	86,581.98	83,781.82	2,800.16
4,000.00	BURLINGTON NORTHERN SANTA FE	COM	06/12/31-001/23/1	11/17/2000	105,869.26	103,684.60	2,184.66
1,600.00	BURLINGTON NORTHERN SANTA FE	COM	06/12/31-001/23/1	11/21/2000	42,574.57	41,413.44	1,161.13
2,200.00	BURLINGTON NORTHERN SANTA FE	COM	06/12/31-001/23/1	11/29/2000	56,774.38	56,941.96	(167.58)
1,700.00	BURLINGTON NORTHERN SANTA FE	COM	06/12/31-001/23/1	12/26/2000	47,841.78	43,993.28	3,848.48
2,200.00	BURLINGTON NORTHERN SANTA FE	COM	06/12/31-001/23/1	12/28/2000	62,382.11	56,832.68	5,549.43
3,400.00	CHASE MANHATTAN CORP NEW	COM	06/12/31-001/23/1	11/15/2000	142,034.00	170,226.78	(28,192.78)
6,900.00	CHASE MANHATTAN CORP NEW	COM	06/12/31-001/23/1	11/16/2000	271,141.39	326,800.32	(55,658.93)
5,100.00	CHASE MANHATTAN CORP NEW	COM	06/12/31-001/23/1	11/17/2000	203,304.72	242,680.53	(39,375.81)
2,200.00	CHASE MANHATTAN CORP NEW	COM	06/12/31-001/23/1	11/29/2000	85,946.73	104,051.02	(18,104.29)
1,200.00	CHASE MANHATTAN CORP NEW	COM	06/12/31-001/23/1	11/24/2000	46,844.75	56,555.18	(9,710.43)
3,300.00	CHASE MANHATTAN CORP NEW	COM	06/12/31-001/23/1	11/27/2000	130,904.85	155,154.83	(24,250.98)
2,700.00	CHASE MANHATTAN CORP NEW	COM	06/12/31-001/23/1	11/28/2000	105,373.18	126,452.34	(21,079.16)
2,100.00	CHASE MANHATTAN CORP NEW	COM	06/12/31-001/23/1	11/29/2000	78,864.96	98,228.70	(19,363.74)
2,300.00	CHASE MANHATTAN CORP NEW	COM	06/12/31-001/23/1	11/30/2000	85,208.93	107,121.66	(21,912.73)
800.00	CITICORP INC	COM	06/12/31-001/23/1	7/25/2000	56,267.80	51,800.00	4,467.80
1,600.00	CITICORP INC	COM	06/12/31-001/23/1	7/26/2000	112,448.53	103,600.00	8,848.53
1,600.00	CITICORP INC	COM	06/12/31-001/23/1	7/27/2000	112,391.79	103,600.00	8,791.79
1,600.00	CITICORP INC	COM	06/12/31-001/23/1	8/2/2000	113,801.49	103,600.00	10,201.49
6.33	CITICORP INC	COM	06/12/31-001/23/1	8/12/2000	18.04	18.20	0.16
3,450.00	CITICORP INC	COM	06/12/31-001/23/1	12/4/2000	185,980.86	181,290.60	4,690.26
2,600.00	CITICORP INC	COM	06/12/31-001/23/1	12/5/2000	126,417.14	126,646.71	(229.57)
4,600.00	CITICORP INC	COM	06/12/31-001/23/1	12/12/2000	240,228.82	223,818.75	16,410.07
6.57	CITICORP INC	COM	06/12/31-001/23/1	12/18/2000	28.48	27.83	0.65
3,000.00	COMPUTER ASSOC INTL INC	COM	06/12/31-001/23/1	7/10/2000	90,903.86	158,139.81	(67,235.95)
1,300.00	COMPUTER ASSOC INTL INC	COM	06/12/31-001/23/1	7/12/2000	37,701.47	68,018.21	(30,316.74)
500.00	COMPUTER ASSOC INTL INC	COM	06/12/31-001/23/1	7/14/2000	14,474.51	26,180.85	(11,706.34)
3,300.00	COMPUTER ASSOC INTL INC	COM	06/12/31-001/23/1	7/17/2000	98,430.70	172,661.61	(74,230.91)
1,000.00	COMPUTER ASSOC INTL INC	COM	06/12/31-001/23/1	7/17/2000	26,957.78	52,321.70	(25,363.92)
2,000.00	COMPUTER ASSOC INTL INC	COM	06/12/31-001/23/1	8/7/2000	63,275.82	104,643.40	(41,367.58)
3,300.00	COMPUTER ASSOC INTL INC	COM	06/12/31-001/23/1	8/8/2000	87,952.29	172,661.61	(84,709.32)
3,300.00	COMPUTER ASSOC INTL INC	COM	06/12/31-001/23/1	8/9/2000	84,346.17	172,661.61	(88,315.44)
4,100.00	COMPUTER ASSOC INTL INC	COM	06/12/31-001/23/1	8/10/2000	102,007.46	214,518.97	(112,511.51)
3,700.00	COMPUTER ASSOC INTL INC	COM	06/12/31-001/23/1	8/11/2000	78,895.57	167,429.44	(88,533.87)
4,500.00	COMPUTER ASSOC INTL INC	COM	06/12/31-001/23/1	8/14/2000	113,787.45	235,447.65	(121,660.20)
4,100.00	COMPUTER ASSOC INTL INC	COM	06/12/31-001/23/1	8/15/2000	104,485.83	214,518.97	(110,033.14)
4,100.00	COMPUTER ASSOC INTL INC	COM	06/12/31-001/23/1	8/16/2000	107,171.65	214,518.97	(107,347.32)
5,600.00	COMPUTER ASSOC INTL INC	COM	06/12/31-001/23/1	8/17/2000	149,010.48	292,665.58	(143,655.10)
2,600.00	COMPUTER ASSOC INTL INC	COM	06/12/31-001/23/1	8/18/2000	73,818.86	131,869.70	(58,050.84)
3,300.00	COMOCO INC	CL B	06/12/31-001/23/1	8/21/2000	82,441.15	80,793.56	1,647.59
81,530.00	COMOCO INC	CL B	06/12/31-001/23/1	8/23/2000	2,087,567.29	2,156,487.61	(68,920.32)
9,000.00	DELL COMPUTER CORP	COM	06/12/31-001/23/1	10/5/2000	232,329.95	358,283.15	(125,953.20)
3,300.00	DELL COMPUTER CORP	COM	06/12/31-001/23/1	10/6/2000	83,676.63	129,827.13	(46,150.50)
2,500.00	DELL COMPUTER CORP	COM	06/12/31-001/23/1	10/8/2000	83,478.83	97,811.25	(14,332.42)
3,300.00	DELL COMPUTER CORP	COM	06/12/31-001/23/1	10/10/2000	82,518.03	127,993.18	(45,475.15)
3,150.00	DELL COMPUTER CORP	COM	06/12/31-001/23/1	10/11/2000	73,201.68	120,531.29	(47,329.61)
3,800.00	EDISON INTL	COM	06/12/31-001/23/1	8/6/2000	80,470.87	83,430.90	(2,960.03)
1,200.00	EDISON INTL	COM	06/12/31-001/23/1	8/9/2000	25,427.27	26,346.60	(919.33)
2,800.00	EDISON INTL	COM	06/12/31-001/23/1	8/10/2000	58,778.47	63,670.95	(4,892.48)
1,800.00	EDISON INTL	COM	06/12/31-001/23/1	8/11/2000	37,782.53	39,519.80	(1,737.27)
6,500.00	EDISON INTL	COM	06/12/31-001/23/1	12/22/2000	100,027.11	147,279.03	(47,251.92)
5,200.00	EDISON INTL	COM	06/12/31-001/23/1	12/26/2000	82,294.53	114,188.80	(31,894.27)
7,100.00	EDISON INTL	COM	06/12/31-001/23/1	12/27/2000	111,782.86	155,884.05	(44,091.19)
7,100.00	EDISON INTL	COM	06/12/31-001/23/1	12/28/2000	107,034.60	155,884.05	(48,849.45)
5,600.00	EDISON INTL	COM	06/12/31-001/23/1	12/28/2000	85,529.30	122,950.80	(37,421.50)
100.00	ELECTRONIC DATA SYS CORP NEW	COM	06/12/31-001/23/1	11/6/2000	4,804.88	4,973.95	(169.07)
1,600.00	ELECTRONIC DATA SYS CORP NEW	COM	06/12/31-001/23/1	11/10/2000	43,422.87	79,583.20	(36,160.33)
1,600.00	ELECTRONIC DATA SYS CORP NEW	COM	06/12/31-001/23/1	12/4/2000	88,373.05	80,148.70	8,224.35
2,000.00	ELECTRONIC DATA SYS CORP NEW	COM	06/12/31-001/23/1	12/5/2000	117,935.86	91,808.10	26,127.76
2,500.00	ELECTRONIC DATA SYS CORP NEW	COM	06/12/31-001/23/1	12/6/2000	147,855.81	104,089.18	43,766.63
1,650.00	ELECTRONIC DATA SYS CORP NEW	COM	06/12/31-001/23/1	12/7/2000	86,690.57	87,870.27	(1,179.70)
3,600.00	ELECTRONIC DATA SYS CORP NEW	COM	06/12/31-001/23/1	12/8/2000	213,167.87	148,080.80	65,087.07
2,600.00	ELECTRONIC DATA SYS CORP NEW	COM	06/12/31-001/23/1	12/11/2000	151,203.41	106,947.10	44,256.31
2,900.00	ELECTRONIC DATA SYS CORP NEW	COM	06/12/31-001/23/1	12/12/2000	163,799.00	118,287.15	45,511.85
250.00	ELECTRONIC DATA SYS CORP NEW	COM	06/12/31-001/23/1	12/18/2000	14,350.87	10,283.38	4,067.49
2,000.00	EXXON MOBIL CORP	COM	06/12/31-001/23/1	9/12/2000	171,936.26	164,875.00	7,061.26
2,850.00	EXXON MOBIL CORP	COM	06/12/31-001/23/1	9/13/2000	243,777.74	234,846.87	8,930.87
1,400.00	EXXON MOBIL CORP	COM	06/12/31-001/23/1	9/14/2000	119,144.70	115,412.50	3,732.20
1,700.00	EXXON MOBIL CORP	COM	06/12/31-001/23/1	9/18/2000	152,021.51	140,143.75	11,877.76
1,500.00	EXXON MOBIL CORP	COM	06/12/31-001/23/1	10/18/2000	133,756.83	123,656.25	10,100.58
1,500.00	EXXON MOBIL CORP	COM	06/12/31-001/23/1	10/17/2000	133,778.73	123,656.25	10,122.48
3,000.00	FPL GROUP INC	COM	06/12/31-001/23/1	7/3/2000	150,131.49	147,010.50	3,120.99
4,300.00	FEDERAL NATL MTG ASSN	COM	06/12/31-001/23/1	10/27/2000	331,225.26	258,000.00	73,225.26
1,550.00	FEDERAL NATL MTG ASSN	COM	06/12/31-001/23/1	10/30/2000	121,018.82	93,000.00	28,018.82
1,600.00	FEDERAL NATL MTG ASSN	COM	06/12/31-001/23/1	10/31/2000	147,103.35	114,000.00	33,103.35
2,500.00	FEDERAL NATL MTG ASSN	COM	06/12/31-001/23/1	11/6/2000	186,713.02	150,000.00	36,713.02
1,800.00	FEDERAL NATL MTG ASSN	COM	06/12/31-001/23/1	12/18/2000	155,705.60	131,211.30	24,494.30
2,100.00	FEDERATED DEPT STORES INC DEL	COM	06/12/31-001/23/1	8/24/2000	57,257.52	75,110.49	(17,852.97)
2,400.00	FEDERATED DEPT STORES INC DEL	COM	06/12/31-001/23/1	8/25/2000	65,073.58	85,840.56	(20,766.98)
2,450.00	FEDERATED DEPT STORES INC DEL	COM	06/12/31-001/23/1	8/28/2000	68,186.86	87,826.80	(19,639.94)
800.00	FEDERATED DEPT STORES INC DEL	COM	06/12/31-001/23/1	8/30/2000	21,558.27	28,613.52	(6,055.25)
1,800.00	FEDERATED DEPT STORES INC DEL	COM	06/12/31-001/23/1	8/31/2000	44,016.29	57,227.04	(13,210.75)
2,300.00	FEDERATED DEPT STORES INC DEL	COM	06/12/31-001/23/1	9/1/2000	87,247.45	82,263.87	4,983.58
3,200.00	FEDERATED DEPT STORES INC DEL	COM	06/12/31-001/23/1	9/5/2000	94,408.13	114,454.08	(20,045.95)
4,100.00	FEDERATED DEPT STORES INC DEL	COM	06/12/31-001/23/1	9/6/2000	126,523.66	148,844.28	(22,320.62)
3,600.00	FEDERATED DEPT STORES INC DEL	COM	06/12/31-001/23/1	9/7/2000	102,418.81	128,760.84	(26,342.03)
3,800.00	FEDERATED DEPT STORES INC DEL	COM	06/12/31-001/23/1	9/8/2000	128,760.84	128,760.84	0.00
3,800.00	FEDERATED DEPT STORES INC DEL	COM	06/12/31-001/23/1	9/11/2000	101,173.54	128,760.84	(27,587.30)
3,800.00	FEDERATED DEPT STORES INC DEL	COM	06/12/31-001/23/1	9/12/2000	100,656.83	128,760.84	(28,104.01)
4,100.00	FEDERATED DEPT STORES INC DEL	COM	06/12/31-001/23/1	9/13/2000	116,812.88	148,844.28	(32,031.40)
3,300.00	FEDERATED DEPT STORES INC DEL	COM	06/12/31-001/23/1	9/14/2000	92,351.37	117,991.08	(25,639.71)
3,900.00	FEDERATED DEPT STORES INC DEL	COM	06/12/31-001/23/1</				

THE ROCKEFELLER FOUNDATION
EMPLOYEE ID NO 13-165629
GAIN AND LOSSES FOR TAX ON INVESTMENT INCOME
FORM 990 PF 2000 PART IV

Par	Security Name	Security Description	Date Bought	Date Sold	Proceeds	Cost	Realized
5,700.00	FORD MTR CO DEL	COM PAR USDD 01	06/12/21-00/12/21	8/24/2000	158,117.85	150,000.00	(1,482.15)
2,000.00	FORD MTR CO DEL	COM PAR USDD 01	06/12/21-00/12/21	9/13/2000	50,016.93	50,000.00	(5,843.07)
1,500.00	FORD MTR CO DEL	COM PAR USDD 01	06/12/21-00/12/21	9/14/2000	38,345.17	42,000.00	(3,654.83)
3,300.00	FORD MTR CO DEL	COM PAR USDD 01	06/12/21-00/12/21	9/15/2000	85,818.81	82,400.00	(6,781.39)
4,500.00	FORD MTR CO DEL	COM PAR USDD 01	06/12/21-00/12/21	9/18/2000	116,443.96	126,000.00	(9,556.04)
5,700.00	FORD MTR CO DEL	COM PAR USDD 01	06/12/21-00/12/21	9/19/2000	147,130.90	150,000.00	(12,469.10)
5,800.00	FORD MTR CO DEL	COM PAR USDD 01	06/12/21-00/12/21	9/20/2000	146,100.80	162,400.00	(16,299.40)
5,800.00	FORD MTR CO DEL	COM PAR USDD 01	06/12/21-00/12/21	9/21/2000	165,700.96	165,700.00	(18,499.04)
7,500.00	FORD MTR CO DEL	COM PAR USDD 01	06/12/21-00/12/21	9/22/2000	186,547.27	210,000.00	(23,452.73)
7,600.00	FORD MTR CO DEL	COM PAR USDD 01	06/12/21-00/12/21	9/25/2000	193,254.71	212,000.00	(19,545.29)
8,000.00	FORD MTR CO DEL	COM PAR USDD 01	06/12/21-00/12/21	9/26/2000	165,591.77	184,000.00	(19,208.23)
7,600.00	FORD MTR CO DEL	COM PAR USDD 01	06/12/21-00/12/21	9/27/2000	187,578.46	212,000.00	(25,221.54)
500.00	FORD MTR CO DEL	COM PAR USDD 0	06/12/21-00/12/21	9/28/2000	12,470.43	14,000.00	(1,529.57)
3,000.00	GATEWAY INC	COM	06/12/21-00/12/21	7/3/2000	175,255.65	161,854.70	13,300.95
1,700.00	GATEWAY INC	COM	06/12/21-00/12/21	7/12/2000	115,818.13	91,774.33	24,144.80
2,500.00	GATEWAY INC	COM	06/12/21-00/12/21	7/13/2000	177,361.83	134,962.25	42,399.58
2,500.00	GATEWAY INC	COM	06/12/21-00/12/21	7/17/2000	163,587.54	134,962.25	28,625.29
2,150.00	GATEWAY INC	COM	06/12/21-00/12/21	7/19/2000	136,878.91	116,007.53	20,871.38
900.00	GATEWAY INC	COM	06/12/21-00/12/21	7/20/2000	57,846.56	48,546.41	9,299.15
400.00	GATEWAY INC	COM	06/12/21-00/12/21	7/21/2000	25,192.36	21,593.96	3,598.40
300.00	GATEWAY INC	COM	06/12/21-00/12/21	7/24/2000	18,289.00	18,195.47	2,094.43
2,700.00	GATEWAY INC	COM	06/12/21-00/12/21	7/25/2000	139,824.89	124,105.27	15,459.62
900.00	GATEWAY INC	COM	06/12/21-00/12/21	7/26/2000	54,464.20	48,546.41	5,917.79
800.00	GATEWAY INC	COM	06/12/21-00/12/21	7/28/2000	44,057.75	43,187.92	869.83
2,050.00	GATEWAY INC	COM	06/12/21-00/12/21	7/31/2000	113,720.36	110,869.05	3,051.31
2,800.00	GENERAL DYNAMICS CORP	COM	06/12/21-00/12/21	7/25/2000	166,046.50	157,704.40	8,342.10
300.00	GENERAL DYNAMICS CORP	COM	06/12/21-00/12/21	7/26/2000	17,553.70	16,896.90	656.80
1,800.00	GENERAL DYNAMICS CORP	COM	06/12/21-00/12/21	8/2/2000	106,174.49	101,381.40	4,793.09
1,200.00	GENERAL MTRS CORP	COM	06/12/21-00/12/21	8/5/2000	8,540.90	79,557.48	6,023.51
1,300.00	GENERAL MTRS CORP	COM	06/12/21-00/12/21	11/7/2000	76,324.47	87,072.89	(10,748.42)
2,000.00	GENERAL MTRS CORP	COM	06/12/21-00/12/21	11/2/2000	120,169.59	132,585.80	(12,416.21)
2,800.00	GENERAL MTRS CORP	COM	06/12/21-00/12/21	11/6/2000	157,273.43	172,374.54	(15,101.11)
2,150.00	GENERAL MTRS CORP	COM	06/12/21-00/12/21	11/14/2000	124,911.91	142,540.49	(17,628.58)
1,800.00	GENERAL MTRS CORP	COM	06/12/21-00/12/21	11/15/2000	97,865.22	106,076.64	(8,211.42)
1,800.00	INTERNATIONAL BUSINESS MACHS	COM	06/12/21-00/12/21	8/16/2000	194,180.24	188,826.72	5,353.52
2,000.00	INTERNATIONAL BUSINESS MACHS	COM	06/12/21-00/12/21	8/18/2000	244,729.64	236,073.40	8,656.24
800.00	INTERNATIONAL BUSINESS MACHS	COM	06/12/21-00/12/21	8/28/2000	104,831.38	94,413.36	10,418.02
1,550.00	INTERNATIONAL BUSINESS MACHS	COM	06/12/21-00/12/21	8/29/2000	106,353.89	94,413.36	11,940.53
1,800.00	INTERNATIONAL BUSINESS MACHS	COM	06/12/21-00/12/21	9/22/2000	189,763.74	182,825.88	6,937.86
3,000.00	J.P. MORGAN CHASE & CO	COM	06/12/21-00/12/21	9/25/2000	199,953.65	188,826.72	11,126.93
3,800.00	J.P. MORGAN CHASE & CO	COM	06/12/21-00/12/21	12/1/2000	113,985.09	138,848.60	(24,863.51)
8,700.00	J.P. MORGAN CHASE & CO	COM	06/12/21-00/12/21	12/4/2000	136,125.14	185,905.40	(49,780.26)
3,200.00	J.P. MORGAN CHASE & CO	COM	06/12/21-00/12/21	12/5/2000	268,000.44	307,948.91	(39,948.47)
3,100.00	J.P. MORGAN CHASE & CO	COM	06/12/21-00/12/21	12/8/2000	135,018.21	146,943.04	(11,924.83)
5,100.00	J.P. MORGAN CHASE & CO	COM	06/12/21-00/12/21	12/7/2000	122,440.02	140,829.72	(18,389.70)
3,300.00	J.P. MORGAN CHASE & CO	COM	06/12/21-00/12/21	12/8/2000	204,250.22	218,421.82	(15,171.60)
3,200.00	J.P. MORGAN CHASE & CO	COM	06/12/21-00/12/21	12/11/2000	137,012.75	138,371.33	(2,358.58)
3,500.00	J.P. MORGAN CHASE & CO	COM	06/12/21-00/12/21	12/12/2000	140,718.85	136,087.02	4,631.83
1,150.00	KIMBERLY CLARK CORP	COM	06/12/21-00/12/21	12/13/2000	154,159.35	136,716.43	17,442.92
3,850.00	KIMBERLY CLARK CORP	COM	06/12/21-00/12/21	7/31/2000	68,630.40	68,425.00	205.40
800.00	KIMBERLY CLARK CORP	COM	06/12/21-00/12/21	8/1/2000	228,385.56	229,075.00	(689.44)
850.00	KIMBERLY CLARK CORP	COM	06/12/21-00/12/21	10/25/2000	50,395.91	47,517.44	2,878.47
750.00	KILLY ELI CO	COM	06/12/21-00/12/21	10/26/2000	40,937.58	38,807.92	2,129.66
13,500.00	LUCENT TECHNOLOGIES INC	COM	06/12/21-00/12/21	8/21/2000	57,812.24	52,535.03	5,277.21
2,500.00	LUCENT TECHNOLOGIES INC	COM	06/12/21-00/12/21	7/3/2000	792,771.80	800,242.20	(7,470.34)
4,800.00	METLIFE INC	COM	06/12/21-00/12/21	7/5/2000	144,454.88	148,103.00	(3,648.12)
2,300.00	METLIFE INC	COM	06/12/21-00/12/21	11/30/2000	148,454.15	131,158.28	17,295.87
2,400.00	METLIFE INC	COM	06/12/21-00/12/21	12/1/2000	68,973.77	46,793.42	22,180.35
4,100.00	METLIFE INC	COM	06/12/21-00/12/21	12/5/2000	66,089.04	47,062.79	19,026.25
1,900.00	METLIFE INC	COM	06/12/21-00/12/21	12/20/2000	139,346.56	87,122.58	52,223.97
5,100.00	MOTOROLA INC	COM	06/12/21-00/12/21	12/26/2000	64,565.54	38,056.81	26,508.73
10,500.00	MOTOROLA INC	COM	06/12/21-00/12/21	7/13/2000	194,288.52	174,037.50	20,251.02
7,800.00	MOTOROLA INC	COM	06/12/21-00/12/21	7/14/2000	402,098.78	358,312.50	43,786.28
900.00	MOTOROLA INC	COM	06/12/21-00/12/21	11/7/2000	67,179.27	65,550.00	1,629.27
1,000.00	MOTOROLA INC	COM	06/12/21-00/12/21	11/8/2000	31,547.71	30,712.50	835.21
1,500.00	MOTOROLA INC	COM	06/12/21-00/12/21	11/9/2000	23,002.33	34,125.00	(11,122.67)
3,000.00	MOTOROLA INC	COM	06/12/21-00/12/21	11/10/2000	33,007.29	51,187.50	(18,180.21)
3,000.00	MOTOROLA INC	COM	06/12/21-00/12/21	11/13/2000	87,144.36	102,375.00	(15,230.64)
7,700.00	NEWELL RUBBERMAID INC	COM	06/12/21-00/12/21	10/26/2000	105,677.89	106,722.88	(1,044.99)
8,100.00	NEWELL RUBBERMAID INC	COM	06/12/21-00/12/21	10/27/2000	151,837.53	224,057.12	(72,219.59)
6,700.00	NEWELL RUBBERMAID INC	COM	06/12/21-00/12/21	10/30/2000	127,177.83	106,587.44	20,590.39
5,700.00	NEWELL RUBBERMAID INC	COM	06/12/21-00/12/21	11/1/2000	107,449.39	150,458.88	(43,010.30)
2,500.00	NEWELL RUBBERMAID INC	COM	06/12/21-00/12/21	11/2/2000	46,220.64	55,869.50	(9,648.86)
2,400.00	NEWELL RUBBERMAID INC	COM	06/12/21-00/12/21	11/3/2000	48,240.21	63,237.72	(15,000.51)
2,300.00	NEWELL RUBBERMAID INC	COM	06/12/21-00/12/21	11/6/2000	44,834.70	60,590.74	(15,756.04)
1,500.00	NEWELL RUBBERMAID INC	COM	06/12/21-00/12/21	11/7/2000	29,252.32	39,400.42	(10,148.10)
1,800.00	NEWELL RUBBERMAID INC	COM	06/12/21-00/12/21	11/8/2000	31,503.10	41,965.50	(10,462.40)
3,000.00	NEWELL RUBBERMAID INC	COM	06/12/21-00/12/21	11/9/2000	50,518.81	78,001.04	(27,482.23)
1,800.00	NEWELL RUBBERMAID INC	COM	06/12/21-00/12/21	11/10/2000	35,816.87	48,994.58	(13,177.71)
2,300.00	NEWELL RUBBERMAID INC	COM	06/12/21-00/12/21	11/13/2000	45,084.93	60,014.65	(14,929.72)
1,500.00	NEWELL RUBBERMAID INC	COM	06/12/21-00/12/21	11/14/2000	29,834.80	39,036.78	(9,201.98)
1,500.00	NEWELL RUBBERMAID INC	COM	06/12/21-00/12/21	11/15/2000	29,445.96	38,969.87	(9,523.91)
3,000.00	NEWELL RUBBERMAID INC	COM	06/12/21-00/12/21	11/16/2000	59,172.12	77,822.82	(18,650.70)
1,600.00	NEWELL RUBBERMAID INC	COM	06/12/21-00/12/21	11/17/2000	31,318.43	40,985.18	(9,666.75)
2,900.00	NEWELL RUBBERMAID INC	COM	06/12/21-00/12/21	11/20/2000	57,023.89	71,592.36	(14,568.47)
2,400.00	NEWELL RUBBERMAID INC	COM	06/12/21-00/12/21	11/21/2000	48,805.48	58,556.18	(9,750.70)
800.00	PHARMACIA CORP	COM	06/12/21-00/12/21	10/22/2000	48,844.27	44,800.00	4,044.27
300.00	PHARMACIA CORP	COM	06/12/21-00/12/21	10/19/2000	17,386.87	18,726.00	(1,339.13)
1,100.00	PHARMACIA CORP	COM	06/12/21-00/12/21	12/21/2000	84,882.55	85,153.55	(271.00)
2,050.00	PHARMACIA CORP	COM	06/12/21-00/12/21	12/29/2000	125,010.98	114,633.55	10,377.43
8,700.00	PROCTER & GAMBLE CO	COM	06/12/21-00/12/21	7/3/2000	484,842.68	494,981.28	(10,138.60)
5,000.00	PROCTER & GAMBLE CO	COM	06/12/21-00/12/21	7/5/2000	278,184.72	284,472.00	(6,287.28)
2,700.00	PROCTER & GAMBLE CO	COM	06/12/21-00/12/21	7/6/2000	168,071.52	153,614.88	14,456.64
1,400.00	PROCTER & GAMBLE CO	COM	06/12/21-00/12/21	7/7/2000	77,298.56	78,632.18	(1,333.62)
5,100.00	PROCTER & GAMBLE CO	COM	06/12/21-00/12/21	7/10/2000	282,073.63	290,181.44	(8,107.81)
1,350.00	PROCTER & GAMBLE CO	COM	06/12/21-00/12/21	7/11/2000	74,541.41	76,807.44	(2,266.03)
5,800.00	PROCTER & GAMBLE CO	COM	06/12/21-00/12/21	7/12/2000	320,137.14	329,987.52	(9,850.38)
2,900.00	PROCTER & GAMBLE CO	COM	06/12/21-00/12/21	7/13/2000	158,465.79	164,993.76	(6,527.97)
2,050.00	PROCTER & GAMBLE CO	COM	06/12/21-00/12/21	7/14/2000	113,479.81	116,833.52	(3,353.71)
8,300.00	PROVIDENT FINL CORP	COM	06/12/21-00/12/21	8/22/2000	728,818.13	781,511.24	(52,693.11)
3,000.00	PROVIDENT FINL CORP	COM	06/12/21-00/12/21	8/27/2000	251,496.01	286,088.40	(34,592.39)
7,800.00	PROVIDENT FINL CORP	COM	06/12/21-00/12/21	8/28/2000	685,787.50	743,829.84	(58,042.34)
900.00	QWEST COMMUNICATIONS INTL INC	COM	06/12/21-00/12/21	7/24/2000	48,814.03	45,859.05	2,954.98
4,050.00	QWEST COMMUNICATIONS INTL INC	COM	06/12/21-00/12/21	7/25/2000	208,464.95	203,222.78	5,242.17
1,900.00	QWEST COMMUNICATIONS INTL INC	COM	06/12/21-00/12/21	10/22/2000	90,019.37	89,788.14	231.23
1,500.00	QWEST COMMUNICATIONS INTL INC	COM	06/12/21-00/12/21	10/5/2000	75,100.84	70,885.37	4,215.47
1,850.00	QWEST COMMUNICATIONS INTL INC	COM	06/12/21-00/12/21	10/6/2000	75,225.49	70,885.3	

THE ROCKEFELLER FOUNDATION
EMPLOYEE ID NO 13-165629
GAIN AND LOSSES FOR TAX ON INVESTMENT INCOME
FORM 990 PF 2000 PART IV

Part	Security Name	Security Description	Date Bought	Date Sold	Proceeds	Cost	Realized
2 900 00	OWEST COMMUNICATIONS INTL INC	COM	06/12/2001-00/12/31	10/20/2000	132 130 90	137 045 05	(4 914 15)
2 850 00	OWEST COMMUNICATIONS INTL INC	COM	06/12/2001-00/12/31	10/23/2000	133 156 82	138 407 80	(4 251 08)
2 400 00	OWEST COMMUNICATIONS INTL INC	COM	06/12/2001-00/12/31	10/24/2000	113 559 41	113 416 80	142 61
1 500 00	OWEST COMMUNICATIONS INTL INC	COM	06/12/2001-00/12/31	10/25/2000	73 688 04	70 865 37	2 802 67
4 100 00	OWEST COMMUNICATIONS INTL INC	COM	06/12/2001-00/12/31	11/2/2000	188 178 37	193 753 35	(5 574 98)
4 500 00	OWEST COMMUNICATIONS INTL INC	COM	06/12/2001-00/12/31	11/3/2000	206 337 20	212 856 12	(6 518 92)
2 400 00	OWEST COMMUNICATIONS INTL INC	COM	06/12/2001-00/12/31	11/7/2000	109 148 44	113 416 58	(4 270 15)
1 800 00	OWEST COMMUNICATIONS INTL INC	COM	06/12/2001-00/12/31	11/9/2000	72 338 86	75 611 06	(3 272 20)
1 800 00	OWEST COMMUNICATIONS INTL INC	COM	06/12/2001-00/12/31	11/10/2000	67 740 82	75 611 06	(7 870 44)
2 800 00	OWEST COMMUNICATIONS INTL INC	COM	06/12/2001-00/12/31	11/13/2000	117 043 06	137 045 05	(19 561 98)
3 000 00	OWEST COMMUNICATIONS INTL INC	COM	06/12/2001-00/12/31	11/14/2000	128 173 92	141 770 75	(13 646 83)
4 149 00	OWEST COMMUNICATIONS INTL INC	COM	06/12/2001-00/12/31	11/15/2000	171 843 35	196 088 84	(24 225 58)
0 91	OWEST COMMUNICATIONS INTL INC	COM	06/12/2001-00/12/31	11/30/2000	0 00	43 10	(43 10)
2 700 00	SCHLUMBERGER LTD	COM	06/12/2001-00/12/31	12/12/2000	168 486 58	169 281 63	(20 204 95)
2 100 00	SEAGRAM LTD	COM	06/12/2001-00/12/31	10/2/2000	123 130 23	126 106 05	(2 975 82)
2 250 00	SEAGRAM LTD	COM	06/12/2001-00/12/31	10/3/2000	134 587 35	135 113 82	(526 27)
2 800 00	SEAGRAM LTD	COM	06/12/2001-00/12/31	10/4/2000	167 063 38	168 141 40	(1 048 02)
2 850 00	SEAGRAM LTD	COM	06/12/2001-00/12/31	10/5/2000	156 736 80	156 133 83	(596 97)
1 450 00	SEAGRAM LTD	COM	06/12/2001-00/12/31	10/6/2000	86 509 77	87 073 22	(563 45)
1 800 00	SEAGRAM LTD	COM	06/12/2001-00/12/31	10/9/2000	83 277 20	86 080 80	(2 803 60)
2 400 00	SEAGRAM LTD	COM	06/12/2001-00/12/31	10/10/2000	129 813 33	144 121 20	(4 307 87)
2 350 00	SEAGRAM LTD	COM	06/12/2001-00/12/31	10/11/2000	134 332 08	141 118 68	(6 786 82)
2 800 00	SEAGRAM LTD	COM	06/12/2001-00/12/31	10/13/2000	156 862 52	168 141 40	(11 278 88)
2 300 00	SEAGRAM LTD	COM	06/12/2001-00/12/31	10/16/2000	129 281 90	138 116 15	(8 834 25)
1 500 00	SEAGRAM LTD	COM	06/12/2001-00/12/31	10/17/2000	83 187 27	90 075 75	(6 878 48)
1 400 00	SEAGRAM LTD	COM	06/12/2001-00/12/31	10/18/2000	72 486 22	84 070 70	(11 584 48)
3 000 00	SEAGRAM LTD	COM	06/12/2001-00/12/31	10/19/2000	156 434 88	180 151 50	(23 716 62)
1 500 00	SEAGRAM LTD	COM	06/12/2001-00/12/31	10/20/2000	77 749 60	90 075 75	(12 326 15)
2 100 00	SEAGRAM LTD	COM	06/12/2001-00/12/31	10/23/2000	88 319 02	102 083 85	(13 768 83)
1 700 00	SEAGRAM LTD	COM	06/12/2001-00/12/31	10/24/2000	112 816 72	125 683 73	(13 066 51)
2 100 00	SEAGRAM LTD	COM	06/12/2001-00/12/31	10/25/2000	215 735 82	242 108 38	(26 372 56)
3 800 00	SEAGRAM LTD	COM	06/12/2001-00/12/31	10/26/2000	187 868 57	211 467 86	(23 601 38)
800 00	TRW INC	COM	06/12/2001-00/12/31	10/27/2000	201 582 51	218 270 08	(17 687 57)
3 500 00	TARGET CORP	COM	06/12/2001-00/12/31	11/7/2000	31 159 44	39 017 12	(7 857 68)
3 200 00	TARGET CORP	COM	06/12/2001-00/12/31	7/3/2000	201 183 79	208 879 75	(5 695 96)
1 200 00	TARGET CORP	COM	06/12/2001-00/12/31	11/21/2000	91 483 98	97 728 80	(6 244 82)
2 500 00	TARGET CORP	COM	06/12/2001-00/12/31	11/22/2000	34 270 13	35 148 30	(878 17)
3 200 00	TARGET CORP	COM	06/12/2001-00/12/31	11/24/2000	71 720 10	73 225 82	(1 505 52)
2 200 00	TARGET CORP	COM	06/12/2001-00/12/31	11/27/2000	93 524 88	93 728 80	(203 92)
2 400 00	TARGET CORP	COM	06/12/2001-00/12/31	12/7/2000	72 167 05	84 438 55	(12 271 50)
3 500 00	TARGET CORP	COM	06/12/2001-00/12/31	12/8/2000	80 387 23	70 296 00	10 090 83
3 100 00	TARGET CORP	COM	06/12/2001-00/12/31	12/17/2000	115 411 45	102 515 88	12 895 57
600 00	TRICON GLOBAL RESTAURANTS INC	COM	06/12/2001-00/12/31	12/13/2000	99 367 22	90 789 77	8 567 45
10 500 00	TRICON GLOBAL RESTAURANTS INC	COM	06/12/2001-00/12/31	12/14/2000	21 250 15	21 160 70	89 95
22 000 00	TRICON GLOBAL RESTAURANTS INC	COM	06/12/2001-00/12/31	12/20/2000	361 730 78	365 161 00	(3 430 22)
1 700 00	TYCO INTL LTD NEW	COM	06/12/2001-00/12/31	12/21/2000	717 224 47	674 531 08	42 693 38
1 500 00	TYCO INTL LTD NEW	COM	06/12/2001-00/12/31	7/18/2000	91 059 87	87 697 35	3 362 52
1 500 00	TYCO INTL LTD NEW	COM	06/12/2001-00/12/31	7/19/2000	79 427 44	72 906 25	6 521 19
1 700 00	TYCO INTL LTD NEW	COM	06/12/2001-00/12/31	7/20/2000	82 903 73	72 906 25	10 025 48
1 700 00	TYCO INTL LTD NEW	COM	06/12/2001-00/12/31	7/25/2000	94 155 50	82 697 35	11 458 25
1 600 00	TYCO INTL LTD NEW	COM	06/12/2001-00/12/31	7/26/2000	93 161 20	82 697 35	10 463 85
1 200 00	TYCO INTL LTD NEW	COM	06/12/2001-00/12/31	7/27/2000	86 084 90	77 832 80	8 252 10
4 100 00	TYCO INTL LTD NEW	COM	06/12/2001-00/12/31	7/28/2000	64 153 46	58 374 60	5 778 86
1 600 00	TYCO INTL LTD NEW	COM	06/12/2001-00/12/31	8/22/2000	206 644 58	199 446 55	7 198 03
350 00	TYCO INTL LTD NEW	COM	06/12/2001-00/12/31	11/6/2000	91 606 86	13 774 06	77 832 80
1 600 00	TYCO INTL LTD NEW	COM	06/12/2001-00/12/31	11/7/2000	19 943 38	17 025 82	2 917 56
2 300 00	USX MARATHON GROUP	COM NEW	06/12/2001-00/12/31	11/10/2000	86 564 40	77 832 80	10 731 60
1 700 00	USX MARATHON GROUP	COM NEW	06/12/2001-00/12/31	9/5/2000	64 086 43	64 308 82	(222 48)
800 00	USX MARATHON GROUP	COM NEW	06/12/2001-00/12/31	9/13/2000	48 133 69	47 532 68	601 21
1 900 00	UNION CARBIDE CORP	COM	06/12/2001-00/12/31	9/14/2000	27 300 05	22 368 37	21 73
1 500 00	UNION CARBIDE CORP	COM	06/12/2001-00/12/31	8/3/2000	83 217 41	107 587 50	(24 370 09)
2 400 00	UNION CARBIDE CORP	COM	06/12/2001-00/12/31	8/4/2000	84 488 89	84 725 09	(236 20)
4 100 00	UNION CARBIDE CORP	COM	06/12/2001-00/12/31	8/7/2000	104 341 79	135 436 56	(31 094 77)
1 400 00	UNION CARBIDE CORP	COM	06/12/2001-00/12/31	8/8/2000	179 455 52	231 370 78	(51 915 27)
1 150 00	UNION CARBIDE CORP	COM	06/12/2001-00/12/31	8/9/2000	62 981 23	78 004 06	(15 023 43)
2 000 00	UNION CARBIDE CORP	COM	06/12/2001-00/12/31	8/10/2000	50 834 81	64 696 68	(13 861 77)
2 000 00	UNION CARBIDE CORP	COM	06/12/2001-00/12/31	8/11/2000	44 435 24	112 863 80	(74 428 56)
1 100 00	UNION CARBIDE CORP	COM	06/12/2001-00/12/31	8/14/2000	87 478 08	112 863 80	(25 385 72)
2 500 00	UNION CARBIDE CORP	COM	06/12/2001-00/12/31	8/15/2000	48 018 01	82 075 08	(34 057 08)
2 500 00	UNION CARBIDE CORP	COM	06/12/2001-00/12/31	8/16/2000	110 156 32	141 079 75	(30 923 43)
800 00	UNION CARBIDE CORP	COM	06/12/2001-00/12/31	8/17/2000	109 437 10	141 079 75	(31 642 65)
1 600 00	UNION CARBIDE CORP	COM	06/12/2001-00/12/31	8/18/2000	34 384 77	45 145 52	(10 760 75)
1 400 00	UNION CARBIDE CORP	COM	06/12/2001-00/12/31	8/22/2000	87 164 78	90 281 04	(2 116 26)
1 600 00	UNION CARBIDE CORP	COM	06/12/2001-00/12/31	8/23/2000	58 798 17	78 004 06	(19 206 49)
2 500 00	UNION CARBIDE CORP	COM	06/12/2001-00/12/31	8/24/2000	86 078 58	90 281 04	(4 202 46)
1 500 00	UNION CARBIDE CORP	COM	06/12/2001-00/12/31	8/25/2000	103 046 81	141 079 75	(38 032 94)
1 800 00	UNION CARBIDE CORP	COM	06/12/2001-00/12/31	8/28/2000	82 418 06	84 647 85	(2 229 79)
1 400 00	UNION CARBIDE CORP	COM	06/12/2001-00/12/31	8/29/2000	78 188 47	107 229 61	(29 041 14)
1 300 00	UNION CARBIDE CORP	COM	06/12/2001-00/12/31	8/30/2000	57 122 89	79 004 06	(21 881 87)
1 400 00	UNION CARBIDE CORP	COM	06/12/2001-00/12/31	8/31/2000	53 103 22	70 324 54	(17 221 32)
1 000 00	UNION CARBIDE CORP	COM	06/12/2001-00/12/31	9/1/2000	55 435 49	71 738 49	(16 303 00)
3 050 00	UNION CARBIDE CORP	COM	06/12/2001-00/12/31	9/5/2000	40 780 74	49 888 00	(9 107 26)
4 400 00	VERIZON COMMUNICATIONS	COM	06/12/2001-00/12/31	9/7/2000	118 851 36	150 881 02	(34 029 66)
2 400 00	VERIZON COMMUNICATIONS	COM	06/12/2001-00/12/31	1/3/2000	251 880 58	252 383 58	(502 97)
2 050 00	VERIZON COMMUNICATIONS	COM	06/12/2001-00/12/31	11/7/2000	132 265 34	137 063 76	(4 798 42)
1 200 00	VERIZON COMMUNICATIONS	COM	06/12/2001-00/12/31	11/13/2000	118 528 57	117 587 78	960 79
6 500 00	VISTEON CORP	COM	06/12/2001-00/12/31	11/14/2000	87 803 49	88 831 88	(1 028 39)
3 000 00	VISTEON CORP	COM	06/12/2001-00/12/31	7/13/2000	93 524 72	91 102 25	2 422 48
71 90	VISTEON CORP	COM	06/12/2001-00/12/31	7/14/2000	44 787 80	41 484 14	3 303 78
0 70	VISTEON CORP	COM	06/12/2001-00/12/31	7/18/2000	1 143 63	981 08	162 55
800 00	WORLDCOM INC	COM	06/12/2001-00/12/31	7/20/2000	2 98	2 78	0 18
8 100 00	WORLDCOM INC	COM	06/12/2001-00/12/31	7/6/2000	36 773 81	33 250 00	3 523 81
700 00	WORLDCOM INC	COM	06/12/2001-00/12/31	11/1/2000	154 350 85	229 438 93	(74 088 07)
800 00	AVON PRODS INC	COM	06/12/2001-00/12/31	11/2/2000	13 343 30	18 436 11	(5 092 81)
1 100 00	AVON PRODS INC	COM	06/12/2001-00/12/31	11/20/2000	27 122 15	28 743 80	(1 620 65)
700 00	AVON PRODS INC	COM	06/12/2001-00/12/31	11/21/2000	47 386 85	52 095 50	(5 308 65)
300 00	AVON PRODS INC	COM	06/12/2001-00/12/31	11/22/2000	30 084 84	33 533 30	(3 448 46)
300 00	AVON PRODS INC	COM	06/12/2001-00/12/31	11/27/2000	12 735 59	14 371 50	(1 635 91)
100 00	AVON PRODS INC	COM	06/12/2001-00/12/31	11/28/2000	12 776 15	14 371 50	(1 595 35)
800 00	AVON PRODS INC	COM	06/12/2001-00/12/31	11/29/2000	4 257 41	4 790 50	(533 09)
3 000 00	BRISTOL MYERS SQUIBB CO	COM	06/12/2001-00/12/31	12/1/2000	37 571 76	43 114 50	(5 542 74)
800 00	BRISTOL MYERS SQUIBB CO	COM	06/12/2001-00/12/31	12/8/2000	203 735 80	188 437 50	15 298 30
2 500 00	CITICORP INC	COM	06/12/2001-00/12/31	12/18/2000	54 508 06	50 250 00	4 258 06
4 000 00	DELL COMPUTER CORP	COM	06/12/2001-00/12/31	12/27/2000	125 319 56	126 875 00	(1 555 44)
7 000 00	DELL COMPUTER CORP	COM	06/12/2001-00/12/31	12/12/2000	85 847 13	100 808 00	(14 958 87)
1 400 00	DELL COMPUTER CORP	COM	06/12/2001-00/12/31	12/16/2000	38 261 32	50	

THE ROCKEFELLER FOUNDATION
EMPLOYEE ID NO 13 165629
GAIN AND LOSSES FOR TAX ON INVESTMENT INCOME
FORM 990 PF 2000 PART IV

Pn	Security Name	Security Description	Date Bought	Date Sold	Proceeds	Cost	Realized
800 00	MAXIM INTEGRATED PRODS INC	COM	09/12/31-00/12/31	11/17/2000	51 401 58	53 750 00	(2 348 44)
7 500 00	MAXIM INTEGRATED PRODS INC	COM	09/12/31-00/12/31	11/20/2000	157 380 25	165 158 25	(7 778 00)
4 000 00	NIKE INC	CL B	09/12/31-00/12/31	12/7/2000	184 189 32	168 620 00	(15 569 32)
7 000 00	NORTEL NETWORKS CORP	COM	09/12/31-00/12/31	12/8/2000	263 536 70	274 312 50	10 775 80
3 000 00	ORACLE CORP	COM	09/12/31-00/12/31	11/30/2000	72 408 88	85 725 00	(13 316 12)
5 000 00	ORACLE CORP	COM	09/12/31-00/12/31	12/15/2000	145 748 64	141 675 00	4 073 64
1 800 00	PROCTER + GAMBLE CO	COM	09/12/31-00/12/31	11/28/2000	132 483 70	132 129 00	354 70
3 200 00	PROCTER + GAMBLE CO	COM	09/12/31-00/12/31	12/12/2000	227 741 84	234 880 00	(7 138 16)
4 000 00	SBC COMMUNICATIONS INC	COM	09/12/31-00/12/31	12/5/2000	211 854 13	229 250 00	(17 395 87)
3 500 00	SBC COMMUNICATIONS INC	COM	09/12/31-00/12/31	12/15/2000	180 815 48	200 593 75	(19 778 27)
1 500 00	SBC COMMUNICATIONS INC	COM	09/12/31-00/12/31	12/18/2000	78 912 88	85 089 75	(6 176 87)
3 000 00	TYCO INTL LTD NEW	COM	09/12/31-00/12/31	12/27/2000	162 502 77	162 840 00	(337 23)
6 700 00	XILINX INC	COM	09/12/31-00/12/31	11/30/2000	261 310 04	458 087 50	(197 777 46)
2 300 00	XILINX INC	COM	09/12/31-00/12/31	12/1/2000	93 100 89	154 387 50	(61 286 61)
6 000 00	YAHOO INC	COM	09/12/31-00/12/31	12/12/2000	217 604 34	354 543 75	(136 939 41)
8 600 00	ADC TELECOMMUNICATIONS INC	COM	09/12/31-00/12/31	11/15/2000	209 618 01	200 487 50	9 130 51
35 400 00	AT T CORP	COM LIBERTY MEDIA GRP CL A	09/12/31-00/12/31	11/15/2000	542 486 85	550 912 50	(8 425 65)
11 300 00	AT T WIRELESS GROUP	COM	09/12/31-00/12/31	11/15/2000	242 602 90	246 367 50	(3 764 60)
8 800 00	ABBOTT LABS	COM NPV	09/12/31-00/12/31	11/15/2000	450 836 71	452 787 50	(1 950 79)
3 814 00	AGILENT TECHNOLOGIES INC	COM	09/12/31-00/12/31	11/15/2000	161 498 44	162 571 75	(1 073 31)
12 500 00	AIR PRODS CHEMS INC	COM	09/12/31-00/12/31	11/15/2000	431 641 84	431 250 00	391 84
4 800 00	ALLERGAN INC	COM	09/12/31-00/12/31	11/15/2000	411 456 27	408 237 50	3 218 77
7 300 00	ALTERA CORP	COM	09/12/31-00/12/31	11/15/2000	729 842 33	730 887 50	(1 045 17)
6 200 00	ALZA CORP	COM	09/12/31-00/12/31	11/15/2000	555 458 07	558 000 00	(2 541 93)
10 300 00	AMERICA ONLINE INC DEL	COM	09/12/31-00/12/31	11/15/2000	512 922 88	513 670 00	(747 12)
17 500 00	AMERICAN HOME PRODUCTS CORP	COM	09/12/31-00/12/31	11/15/2000	1 038 315 60	1 033 593 75	4 721 85
4 000 00	ANADARKO PETE CORP	COM	09/12/31-00/12/31	11/15/2000	278 687 44	268 884 00	9 803 44
4 700 00	ANALOG DEVICES INC	COM	09/12/31-00/12/31	11/15/2000	794 092 68	200 650 00	593 442 68
8 400 00	AVERY DENNISON CORP	COM	09/12/31-00/12/31	11/15/2000	439 486 07	439 950 00	(463 93)
23 300 00	BANK AMER CORP	COM	09/12/31-00/12/31	11/15/2000	974 489 97	1 068 687 50	(94 197 53)
2 800 00	BAXTER INTL INC	COM	09/12/31-00/12/31	11/15/2000	213 225 38	213 687 50	(462 12)
12 800 00	BLACK DECKER CORPORATION	COM	09/12/31-00/12/31	11/15/2000	427 963 96	442 400 00	(14 436 04)
5 100 00	BORG WARNER AUTOMOTIVE INC	COM	09/12/31-00/12/31	11/15/2000	183 657 61	186 150 00	(2 492 39)
21 800 00	BRISTOL MYERS SQUIBB CO	COM	09/12/31-00/12/31	11/15/2000	1 368 613 39	1 369 312 50	(699 11)
13 300 00	BURLINGTON NORTHERN SANTA FE	COM	09/12/31-00/12/31	11/15/2000	349 661 78	349 958 25	(296 47)
8 300 00	CIGNA CORP	COM	09/12/31-00/12/31	11/15/2000	1 087 842 39	1 052 075 00	35 767 39
9 400 00	CALPINE CORP	COM	09/12/31-00/12/31	11/15/2000	399 204 68	385 106 25	14 098 43
9 400 00	CALPINE CORP	COM	09/12/31-00/12/31	11/21/2000	329 106 51	385 106 25	(55 999 74)
3 000 00	CARDINAL HEALTH INC	COM	09/12/31-00/12/31	11/15/2000	278 084 42	278 187 50	(1 003 08)
3 800 00	CEPHALON INC	COM	09/12/31-00/12/31	11/15/2000	162 131 09	166 175 00	(4 043 91)
6 800 00	CHEVRON CORP	COM	09/12/31-00/12/31	11/15/2000	580 960 82	581 375 00	(414 18)
58 200 00	CITIGROUP INC	COM	09/12/31-00/12/31	11/15/2000	2 971 740 84	3 004 400 00	(32 659 16)
1 400 00	CLEAR CHANNEL COMMUNICATIONS	COM	09/12/31-00/12/31	11/15/2000	73 602 54	75 425 00	(1 822 46)
11 500 00	COMERICA INC	COM	09/12/31-00/12/31	11/15/2000	577 966 46	590 812 50	(12 846 04)
9 200 00	COMPAQ COMPUTER CORP	COM	09/12/31-00/12/31	11/15/2000	256 875 62	249 320 00	7 555 62
4 100 00	COMVERSE TECHNOLOGY INC	COM NEW	09/12/31-00/12/31	11/15/2000	457 134 78	446 843 75	10 291 03
6 900 00	CONSTELLATION ENERGY GROUP INC	COM	09/12/31-00/12/31	11/15/2000	285 965 45	282 800 00	3 165 45
4 100 00	DANAHER CORP	COM	09/12/31-00/12/31	11/15/2000	260 730 80	255 225 00	5 505 80
15 000 00	DISNEY WALT CO	DISNEY COM	09/12/31-00/12/31	11/15/2000	473 909 18	484 062 50	(10 153 32)
9 600 00	DOMINION RES INC VA NEW	COM	09/12/31-00/12/31	11/15/2000	569 683 00	561 800 00	7 883 00
30 400 00	DOW CHEM CO	COM	09/12/31-00/12/31	11/15/2000	968 055 70	953 800 00	14 255 70
17 500 00	DUPONT E I DE NEMOURS CO	COM	09/12/31-00/12/31	11/15/2000	546 808 76	533 593 75	13 215 01
15 400 00	DUKE ENERGY CO	COM STK NPV	09/12/31-00/12/31	11/15/2000	1 317 156 57	1 303 275 00	13 881 57
6 100 00	EASTMAN CHEM CO	COM	09/12/31-00/12/31	11/15/2000	273 845 41	268 400 00	5 445 41
21 200 00	EL PASO ENERGY CORP DEL	COM	09/12/31-00/12/31	11/15/2000	1 272 470 82	1 272 000 00	470 82
10 900 00	EXELON CORP	COM	09/12/31-00/12/31	11/15/2000	645 585 47	636 287 50	9 297 97
29 300 00	EXXON MOBIL CORP	COM	09/12/31-00/12/31	11/15/2000	2 889 287 50	2 833 337 50	55 950 00
2 200 00	FPL GROUP INC	COM	09/12/31-00/12/31	11/15/2000	144 810 16	144 100 00	710 16
19 500 00	FEDERAL NATL MTG ASSN	COM	09/12/31-00/12/31	11/15/2000	1 522 906 71	1 513 687 50	9 219 21
35 700 00	FIRST DATA CORP	COM	09/12/31-00/12/31	11/15/2000	1 752 706 02	1 751 531 25	1 174 77
44 500 00	FIRSTAR CORP WIS	COM	09/12/31-00/12/31	11/15/2000	815 435 24	839 937 50	(24 502 26)
55 900 00	FLEETBOSTON FINL CORP	COM	09/12/31-00/12/31	11/15/2000	1 914 588 40	2 005 412 50	(90 823 10)
22 400 00	FORD MTR CO DEL	COM PAR USD 01	09/12/31-00/12/31	11/15/2000	570 732 96	567 000 00	3 732 96
17 000 00	GAP INC	COM	09/12/31-00/12/31	11/15/2000	418 823 51	435 825 00	(16 901 49)
12 800 00	HARTFORD FINANCIAL SVCS GRP	COM	09/12/31-00/12/31	11/15/2000	933 601 13	950 512 50	(16 911 37)
2 800 00	HEWLETT PACKARD CO	COM	09/12/31-00/12/31	11/15/2000	92 491 91	98 200 00	(6 708 09)
8 400 00	HONEYWELL INTL INC	COM	09/12/31-00/12/31	11/15/2000	332 466 80	332 000 00	466 80
4 800 00	ILLINOIS TOOL WKS INC	COM	09/12/31-00/12/31	11/15/2000	275 294 82	275 400 00	(105 18)
8 300 00	INFINITY BROADCASTING CORP NEW	CL A	09/12/31-00/12/31	11/15/2000	263 101 21	252 112 50	10 988 71
13 900 00	INGERSOLL RAND CO	COM	09/12/31-00/12/31	11/15/2000	530 803 83	520 381 25	10 422 58
10 000 00	INTERNATIONAL BUSINESS MACHS	COM	09/12/31-00/12/31	11/15/2000	991 029 94	995 000 00	(3 970 06)
18 400 00	INTERPUBLIC GROUP COS INC	COM	09/12/31-00/12/31	11/15/2000	729 020 48	727 950 00	1 070 48
3 000 00	INTUIT	COM	09/12/31-00/12/31	11/15/2000	182 243 92	178 812 50	3 431 42
2 200 00	JABIL CIRCUIT INC	COM	09/12/31-00/12/31	11/15/2000	108 127 48	108 012 50	114 98
23 800 00	JOHNSON JOHNSON	COM	09/12/31-00/12/31	11/15/2000	2 728 204 66	2 733 150 00	(4 945 34)
4 700 00	KERR MCGEE CORP	COM	09/12/31-00/12/31	11/15/2000	306 533 08	302 962 50	3 570 58
7 000 00	KIMBERLY CLARK CORP	COM	09/12/31-00/12/31	11/15/2000	456 584 87	451 500 00	5 084 87
9 800 00	LEAR CORP	COM	09/12/31-00/12/31	11/15/2000	725 700 94	717 200 00	8 500 94
12 800 00	LIMITED INC	COM	09/12/31-00/12/31	11/15/2000	326 232 95	335 200 00	(8 967 05)
18 500 00	LINCOLN NATL CORP IN	COM	09/12/31-00/12/31	11/15/2000	888 801 32	893 781 25	(4 979 93)
5 000 00	LINEAR TECHNOLOGY CORP	COM	09/12/31-00/12/31	11/15/2000	318 551 84	301 875 00	16 676 84
11 800 00	LOWES COS INC	USD 01	09/12/31-00/12/31	11/15/2000	472 485 74	493 387 50	(20 901 76)
20 800 00	LUCENT TECHNOLOGIES INC	COM	09/12/31-00/12/31	11/15/2000	460 444 61	486 200 00	(25 755 39)
900 00	MARSH MCLENNAN COS INC	COM	09/12/31-00/12/31	11/15/2000	111 888 78	113 118 75	(1 229 97)
8 200 00	MELLON FINL CORP	COM	09/12/31-00/12/31	11/15/2000	371 652 59	383 350 00	(11 697 41)
15 300 00	MERCK CO INC	COM	09/12/31-00/12/31	11/15/2000	1 402 837 20	1 393 256 25	9 580 95
6 300 00	MINNESOTA MNG + MFG CO	COM	09/12/31-00/12/31	11/15/2000	598 852 76	598 500 00	352 76
4 100 00	MORGAN J P CO INC	COM	09/12/31-00/12/31	11/15/2000	624 322 26	637 806 25	(13 483 99)
18 200 00	MOTOROLA INC	COM	09/12/31-00/12/31	11/15/2000	435 101 97	436 800 00	(1 698 03)
6 400 00	NORTEL NETWORKS CORP	COM	09/12/31-00/12/31	11/15/2000	318 482 34	326 175 00	(7 692 66)
6 000 00	OMNICOM GROUP	COM	09/12/31-00/12/31	11/15/2000	731 518 10	721 125 00	10 393 10
5 800 00	PARKER HANNIFIN CORP	COM	09/12/31-00/12/31	11/15/2000	220 793 64	218 775 00	1 018 64
7 200 00	PEPSICO INC	COM	09/12/31-00/12/31	11/15/2000	336 863 80	344 250 00	(7 386 20)
6 500 00	PINNACLE WEST CAP CORP	COM	09/12/31-00/12/31	11/15/2000	287 141 57	281 937 50	5 204 07
9 700 00	PRAXAIR INC	COM	09/12/31-00/12/31	11/15/2000	350 181 80	347 381 25	2 800 55
3 800 00	QUAKER OATS CO	COM	09/12/31-00/12/31	11/15/2000	341 637 10	333 212 50	8 424 60
3 800 00	RADIOSHACK CORP	COM	09/12/31-00/12/31	11/15/2000	162 886 50	164 887 50	(2 001 00)
10 200 00	REYNOLDS + REYNOLDS CO	CL A	09/12/31-00/12/31	11/15/2000	185 788 85	188 082 50	(2 293 65)
8 400 00	SBC COMMUNICATIONS INC	COM	09/12/31-00/12/31	11/15/2000	535 006 96	538 737 50	(3 730 54)
4 800 00	SCI SYS INC	COM	09/12/31-00/12/31	11/15/2000	175 160 55	181 800 00	(6 639 45)
12 800 00	ST PAUL COS INC	COM	09/12/31-00/12/31	11/15/2000	649 213 51	665 437 50	(16 223 99)
3 500 00	SCHERING PLOUGH CORP	COM	09/12/31-00/12/31	11/15/2000	181 048 96	182 000 00	(951 04)
6 800 00	SEARS ROEBUCK CO	COM	09/12/31-00/12/31	11/15/2000	206 959 99	210 174 00	(3 214 01)
21 700 00	SOUTHWEST AIRL CO	COM	09/12/31-00/12/31	12/5/2000	668 847 81	651 082 93	17 764 88
3 300 00	SOUTHWEST AIRL CO	COM	09/12/31-00/12/31	12/6/2000	188 123 48	156 015 37	3 108 11
8 800 00	SOUTHWEST AIRL CO	COM	09/12/31-00/12/31	12/7/2000	270		

THE ROCKEFELLER FOUNDATION
EMPLOYEE ID NO 13 165629
GAIN AND LOSSES FOR TAX ON INVESTMENT INCOME
FORM 990 PF 2000 PART IV

Par	Security Name	Security Description	Date Bought	Date Sold	Proceeds	Cost	Realized
27 700 00	TJX COS INC NEW	COM	06/12/21-00/12/21	11/15/2000	680 729 33	673 456 25	12 273 08
20 100 00	TARGET CORP	COM	06/12/21-00/12/21	11/15/2000	563 625 44	566 568 75	(2 923 31)
14 200 00	TELEAS INSTAS INC	COM	06/12/21-00/12/21	11/15/2000	668 864 69	646 100 00	22 768 68
8 900 00	TECHN INC	COM	06/12/21-00/12/21	11/15/2000	477 755 64	478 375 00	(618 36)
1 300 00	TIME WARNER INC	COM	06/12/21-00/12/21	11/15/2000	96 780 73	97 955 00	(1 174 27)
8 900 00	TORCHMARK INC	COM	06/12/21-00/12/21	11/15/2000	301 304 35	304 825 00	(3 518 65)
11 600 00	USA MARATHON GROUP	COM NEW	06/12/21-00/12/21	11/15/2000	319 510 17	316 825 00	2 685 17
5 200 00	UNION PAC CORP	COM	06/12/21-00/12/21	11/15/2000	255 293 64	255 125 00	268 64
12 500 00	UNITED TECHNOLOGIES CORP	COM	06/12/21-00/12/21	11/15/2000	835 806 82	841 406 75	(5 406 63)
0 800 00	VERIZON COMMUNICATIONS	COM	06/12/21-00/12/21	11/15/2000	531 873 43	548 350 00	(14 678 57)
20 500 00	VIACOM INC	CL B	06/12/21-00/12/21	11/15/2000	1 106 553 10	1 077 531 25	26 021 85
12 500 00	WELLS FARGO CO NEW	COM	06/12/21-00/12/21	11/15/2000	562 231 25	582 812 50	(20 581 25)
2 300 00	KIMBERLY CLARK CORP	COM	06/12/21-00/12/21	11/30/2000	174 824 91	166 144 50	8 780 41
	BGI S&P 500		06/12/21-00/12/21	12/31/2000	64 450 801 70	0 00	64 450 801 70
	BGI INTERNATIONAL EQUITY		06/12/21-00/12/21	12/31/2000	12 481 062 78	0 00	2 481 062 78
	BGI RUSSELL 1000 VALUE B		06/12/21-00/12/21	12/31/2000	4 893 653 87	0 00	4 893 653 87
TOTAL EQUITY COMMON STOCK					2 342 880 838 31	2 156 826 170 98	183 634 667 33

EQUITY PREFERRED STOCK							
750 000 00	ELETROPALMO METROP	PREF NPV	06/12/21-00/12/21	1/10/2000	49 239 19	31 388 12	17 850 07
3 850 000 00	ELETROPALMO METROP	PREF NPV	06/12/21-00/12/21	1/12/2000	248 321 18	183 878 86	65 341 32
2 100 000 00	SIDER DE TUBARAO	PREF NPV	06/12/21-00/12/21	6/18/2000	25 003 85	32 405 47	(7 801 62)
3 150 000 00	SIDER DE TUBARAO	PREF NPV	06/12/21-00/12/21	6/20/2000	38 381 86	48 243 91	(9 862 05)
900 000 00	GERDAU SA SIDERURG	PREF NPV	06/12/21-00/12/21	3/3/2000	24 955 35	0 00	24 955 35
1 754 280 00	GERDAU SA SIDERURG	PREF NPV	06/12/21-00/12/21	3/8/2000	48 365 54	0 00	48 365 54
71 800 00	CIA RIGORAND TELECOM	PREF A NPV	06/12/21-00/12/21	10/3/2000	26 726 77	79 119 18	(52 392 41)
8 100 000 00	TELE CELLULAR SUL	PREF NPV	06/12/21-00/12/21	8/2/2000	33 909 06	45 427 14	(11 518 08)
24 302 000 00	TELE CENTRO SUL PA	PREF NPV	06/12/21-00/12/21	8/2/2000	335 556 71	274 163 28	61 393 43
2 500 000 00	TELE NORTE LESTE P	PREF NPV	06/12/21-00/12/21	8/2/2000	68 309 73	64 452 76	3 856 97
1 700 000 00	TELE NORTE LESTE P	PREF NPV	06/12/21-00/12/21	2/14/2000	93 799 70	34 029 96	59 769 74
8 300 000 00	TELE NORTE LESTE P	PREF NPV	06/12/21-00/12/21	2/15/2000	218 835 77	143 446 53	75 389 24
8 800 000 00	TELE NORTE LESTE P	PREF NPV	06/12/21-00/12/21	2/25/2000	176 303 85	104 856 71	71 347 14
8 800 000 00	TELE NORTE LESTE P	PREF NPV	06/12/21-00/12/21	2/26/2000	220 232 37	116 089 72	104 142 65
1 300 000 00	TELE NORTE LESTE P	PREF NPV	06/12/21-00/12/21	4/18/2000	26 092 88	15 847 00	10 445 88
1 800 000 00	TELE NORTE LESTE P	PREF NPV	06/12/21-00/12/21	8/3/2000	44 632 23	35 081 69	9 550 54
1 100 000 00	TELE NORTE LESTE P	PREF NPV	06/12/21-00/12/21	8/6/2000	28 326 41	11 851 98	16 474 43
1 600 000 00	TELE NORTE LESTE P	PREF NPV	06/12/21-00/12/21	9/8/2000	40 750 56	17 239 25	23 511 31
1 200 000 00	TELE NORTE LESTE P	PREF NPV	06/12/21-00/12/21	10/3/2000	27 021 78	12 929 44	14 092 34
11 700 000 00	TELE NORDESTE CELUL	PREF NPV	06/12/21-00/12/21	1/12/2000	24 830 02	14 495 41	10 334 61
21 000 000 00	TELE NORDESTE CELUL	PREF NPV	06/12/21-00/12/21	1/18/2000	48 448 59	25 052 68	23 395 90
12 700 000 00	TELE NORDESTE CELUL	PREF NPV	06/12/21-00/12/21	3/22/2000	47 809 78	13 879 11	33 930 65
15 700 000 00	TELE NORDESTE CELUL	PREF NPV	06/12/21-00/12/21	3/23/2000	61 557 13	12 184 34	49 372 79
8 600 000 00	TELE NORDESTE CELUL	PREF NPV	06/12/21-00/12/21	7/13/2000	33 390 58	5 555 18	27 835 40
6 700 000 00	TELE NORDESTE CELUL	PREF NPV	06/12/21-00/12/21	7/17/2000	25 016 92	4 327 87	20 689 05
9 400 000 00	TELE NORDESTE CELUL	PREF NPV	06/12/21-00/12/21	7/18/2000	36 270 87	6 071 94	30 198 93
29 000 00	KLABIN FABRICADORA	PREF NPV	06/12/21-00/12/21	2/16/2000	25 744 75	32 168 46	(6 423 71)
37 000 00	KLABIN FABRICADORA	PREF NPV	06/12/21-00/12/21	2/18/2000	32 809 41	34 792 20	(1 982 79)
76 000 00	KLABIN FABRICADORA	PREF NPV	06/12/21-00/12/21	2/22/2000	24 837 39	19 006 35	5 831 04
26 000 00	KLABIN FABRICADORA	PREF NPV	06/12/21-00/12/21	3/21/2000	75 683 33	17 644 75	58 038 58
30 000 00	KLABIN FABRICADORA	PREF NPV	06/12/21-00/12/21	5/30/2000	25 476 74	15 573 9	9 902
1 042 000 00	METALURGICA GERDAU	PREF SHS NPV	06/12/21-00/12/21	9/13/2000	24 858 54	23 609 83	1 248 71
4 038 000 00	METALURGICA GERDAU	PREF SHS NPV	06/12/21-00/12/21	11/6/2000	79 232 07	89 653 04	(10 621 02)
780 000 00	PETROL BRASILEIROS	PREF BRLO 12	06/12/21-00/12/21	1/12/2000	66 379 08	31 181 38	35 197 70
2 772 000 00	PETROL BRASILEIROS	PREF NPV	06/12/21-00/12/21	6/23/2000	0 00	0 00	0 00
1 000 00	OTF BANK	HUF 1000(PRF)	06/12/21-00/12/21	8/21/2000	22 384 19	27 858 40	(5 484 21)
1 327 000 00	GERDAU SA SIDERURG	PREF NPV	06/12/21-00/12/21	1/24/2000	40 275 21	0 00	40 275 21
600 000 00	IPIRANGA DIST PETR	PREF SHS NPV	06/12/21-00/12/21	1/24/2000	8 856 94	7 436 30	1 420 64
6 800 000 00	IPIRANGA DIST PETR	PREF SHS NPV	06/12/21-00/12/21	1/25/2000	96 580 86	81 799 33	14 781 55
400 000 00	METALURGICA GERDAU	PREF SHS NPV	06/12/21-00/12/21	1/27/2000	20 237 35	12 184 18	8 049 17
11 000 000 00	PETROBRAS DISTRIB	PREF SHS NPV	06/12/21-00/12/21	1/24/2000	171 864 81	235 136 58	(63 471 77)
19 000 000 00	PETRO IPIRANGA (CIA)	PREF SHS NPV	06/12/21-00/12/21	1/24/2000	218 748 86	280 156 81	(71 407 95)
2 550 00	PROSIEBENSAT MEDI	NPV PFD	06/12/21-00/12/21	1/12/2000	66 781 47	91 755 34	(24 973 87)
15 500 00	MOEBEL WALTHER AG	DEMIS NON VTG PRF	06/12/21-00/12/21	1/24/2000	163 192 52	497 871 83	(314 679 31)
0 02	MARVEL ENTERPRISES INC	PFD CONV	06/12/21-00/12/21	1/3/2000	0 70	0 19	0 01
0 60	MARVEL ENTERPRISES INC	PFD CONV	06/12/21-00/12/21	1/14/2000	6 00	5 55	0 45
0 84	MARVEL ENTERPRISES INC	PFD CONV	06/12/21-00/12/21	1/31/2000	6 40	7 77	0 63
0 08	MARVEL ENTERPRISES INC	PFD CONV	06/12/21-00/12/21	5/16/2000	0 80	0 73	0 07
0 74	MARVEL ENTERPRISES INC	PFD CONV	06/12/21-00/12/21	5/30/2000	7 40	6 71	0 69
0 08	MARVEL ENTERPRISES INC	PFD CONV	06/12/21-00/12/21	7/12/2000	0 80	0 73	0 07
0 14	MARVEL ENTERPRISES INC	PFD CONV	06/12/21-00/12/21	7/18/2000	1 40	1 27	0 13
72 48	MARVEL ENTERPRISES INC	PFD CONV	06/12/21-00/12/21	8/1/2000	0 00	203 90	(203 90)
0 08	MARVEL ENTERPRISES INC	PFD CONV	06/12/21-00/12/21	10/11/2000	0 80	0 71	0 09
0 58	MARVEL ENTERPRISES INC	PFD CONV	06/12/21-00/12/21	10/30/2000	5 60	4 98	0 62
1 800 00	FORTIS FUNDING TRUST	144A	06/12/21-00/12/21	2/24/2000	1 801 746 00	1 798 486 00	2 250 00
0 27	DELPHIA BUSINESS SOLUTIONS	SR PFD EXCHANGEABLE SER B	06/12/21-00/12/21	10/25/2000	182 93	215 68	(52 73)
10 000 00	COLTEC CAP TR	TERM INCOME DEFERABLE EQ SEC	06/12/21-00/12/21	11/21/2000	389 986 06	355 000 00	44 986 06
10 000 00	COLTEC CAP TR	TERM INCOME DEFERABLE EQ SEC	06/12/21-00/12/21	11/27/2000	388 987 03	355 000 00	33 987 03
TOTAL EQUITY PREFERRED STOCK					5 727 846 20	5 330 480 48	397 185 71

DEPOSITORY RECEIPTS							
2 000 00	BP AMOCO PLC	SPONSORED ADR	06/12/21-00/12/21	3/27/2000	97 988 13	71 160 50	26 828 63
15 220 00	BP AMOCO PLC	SPONSORED ADR	06/12/21-00/12/21	5/11/2000	836 332 40	803 621 72	(27 289 32)
7 900 00	BP AMOCO PLC	SPONSORED ADR	06/12/21-00/12/21	6/21/2000	483 346 12	410 174 05	43 172 07
8 300 00	ROYAL DUTCH PETE CO	NY REGISTRY SH PAR N GLDR 1 25	06/12/21-00/12/21	1/26/2000	478 178 70	466 718 06	12 459 74
800 00	ROYAL DUTCH PETE CO	NY REGISTRY SH PAR N GLDR 1 25	06/12/21-00/12/21	2/17/2000	34 561 84	33 585 12	976 72
8 800 00	ROYAL DUTCH PETE CO	NY REGISTRY SH PAR N GLDR 1 25	06/12/21-00/12/21	3/27/2000	479 071 06	476 983 52	2 087 57
5 500 00	ROYAL DUTCH PETE CO	NY REGISTRY SH PAR N GLDR 1 25	06/12/21-00/12/21	3/28/2000	307 897 32	305 947 60	2 949 72
400 00	ROYAL DUTCH PETE CO	NY REGISTRY SH PAR N GLDR 1 25	06/12/21-00/12/21	6/21/2000	25 141 16	22 185 28	2 955 88
15 000 00	ROYAL DUTCH PETE CO	NY REGISTRY SH PAR N GLDR 1 25	06/12/21-00/12/21	11/14/2000	957 975 00	874 545 36	83 429 64
3 300 00	BUSINESS OBJECTS S A	SPONSORED ADR	06/12/21-00/12/21	2/15/2000	382 024 30	383 906 25	(298 118 05)
600 00	BUSINESS OBJECTS S A	SPONSORED ADR	06/12/21-00/12/21	8/2/2000	58 893 37	13 312 50	43 380 87
1 000 00	BUSINESS OBJECTS S A	SPONSORED ADR	06/12/21-00/12/21	8/2/2000	84 007 06	22 187 50	71 819 56
400 00	BUSINESS OBJECTS S A	SPONSORED ADR	06/12/21-00/12/21	8/2/2000	37 411 27	8 875 00	28 536 27
100 00	BUSINESS OBJECTS S A	SPONSORED ADR	06/12/21-00/12/21	8/8/2000	8 399 68	7 218 75	7 180 93
800 00	BUSINESS OBJECTS S A	SPONSORED ADR	06/12/21-00/12/21	7/21/2000	56 461 89	13 312 50	43 149 39
1 500 00	BUSINESS OBJECTS S A	SPONSORED ADR	06/12/21-00/12/21	7/21/2000	140 758 90	33 281 25	107 477 65
2 500 00	BUSINESS OBJECTS S A	SPONSORED ADR	06/12/21-00/12/21	10/6/2000	247 068 48	55 468 75	182 199 74
100 00	BUSINESS OBJECTS S A	SPONSORED ADR	06/12/21-00/12/21	10/6/2000	10 310 78	2 218 75	8 092 03
1 850 00	BUSINESS OBJECTS S A	SPONSORED ADR	06/12/21-00/12/21	10/9/2000	178 477 23	47 067 50	136 409 73
500 00	BUSINESS OBJECTS S A	SPONSORED ADR	06/12/21-00/12/21	10/19/2000	46 998 43	11 093 75	35 904 68
1 700 00	BUSINESS OBJECTS S A	SPONSORED ADR	06/12/21-00/12/21	10/19/2000	130 264 58	37 718 75	92 545 81
404 00	BUSINESS OBJECTS S A	SPONSORED ADR	06/12/21-00/12/21	10/20/2000	31 783 44	8 063 75	27 799 69
1 800 00	IONA TECHNOLOGIES PLC	SPONSORED ADR	06/12/21-00/12/21	7/5/2000	110 000 81	63 101 52	46 899 29
1 300 00	IONA TECHNOLOGIES PLC	SPONSORED ADR	06/12/21-00/12/21	7/21/2000	103 686 68	45 573 37	58 313 30
3 100 00	ADMINISTRADORA DE FONDOS DE PE	SPONSORED ADR	06/12/21-00/12/21	10/3/2000	65 136 57	67 177 65	(2 041 08)
2 100 00	BANCO RIO DE LA PLATA S A	SPONSORED ADR PEPSCO CL B S-HS	06/12/21-00/12/21	7/18/2000	31 312 50	26 267 22	5 045 28
1 00	BANCO SANTANDER GEN HISPANOS	ADR	06/12/21-00/12/21	8/7/2000	8 20	10 44	(A 24)

THE ROCKEFELLER FOUNDATION
EMPLOYEE ID NO 13 165629
GAIN AND LOSSES FOR TAX ON INVESTMENT INCOME
FORM 990 PF 2000 PART IV

Part	Security Name	Security Description	Date Bought	Date Sold	Proceeds	Cost	Realized
2 999 00	BANCO SANTANDER CEN HISPANOS	SPONSORED ADR	06/12/2001-00/12/21	8/14/2000	31 675 87	31 302 06	373 81
4 342 00	CA LA ELECTRICIDAD DE CARACAS	SPONSORED ADR	06/12/2001-00/12/21	8/8/2000	123 747 00	88 458 50	37 288 50
2 800 00	CA LA ELECTRICIDAD DE CARACAS	SPONSORED ADR	06/12/2001-00/12/21	8/27/2000	70 850 00	29 974 46	44 875 54
1 907 00	CA LA ELECTRICIDAD DE CARACAS	SPONSORED ADR	06/12/2001-00/12/21	7/28/2000	54 348 50	8 035 40	47 414 10
800 00	CA LA ELECTRICIDAD DE CARACAS	SPONSORED ADR	06/12/2001-00/12/21	7/28/2000	27 800 00	2 809 45	19 800 55
1 200 00	CEMEX S A	SPONSORED ADR NEW REP ORD PART	06/12/2001-00/12/21	2/25/2000	28 938 38	28 023 84	15 54
1 500 00	CEMEX S A	SPONSORED ADR NEW REP ORD PART	06/12/2001-00/12/21	3/1/2000	32 173 92	33 024 55	(1 450 63)
3 000 00	CEMEX S A	SPONSORED ADR NEW REP ORD PART	06/12/2001-00/12/21	3/7/2000	74 352 51	67 103 00	7 249 51
2 000 00	CEMEX S A	SPONSORED ADR NEW REP ORD PART	06/12/2001-00/12/21	3/8/2000	52 260 40	44 801 18	7 659 22
1 300 00	CEMEX S A	SPONSORED ADR NEW REP ORD PART	06/12/2001-00/12/21	3/23/2000	33 571 37	28 490 86	5 080 41
1 100 00	CEMEX S A	SPONSORED ADR NEW REP ORD PART	06/12/2001-00/12/21	3/24/2000	28 269 05	24 047 39	4 221 66
1 200 00	CEMEX S A	SPONSORED ADR NEW REP ORD PART	06/12/2001-00/12/21	3/28/2000	30 016 87	26 118 29	3 898 58
2 400 00	CHILECTRA S A	SPONSORED ADR 144A	06/12/2001-00/12/21	10/11/2000	31 188 96	52 906 31	(21 787 35)
2 800 00	CHILECTRA S A	SPONSORED ADR 144A	06/12/2001-00/12/21	10/12/2000	37 064 53	33 991 31	1 073 22
3 700 00	CHILECTRA S A	SPONSORED ADR 144A	06/12/2001-00/12/21	10/17/2000	47 338 44	0 00	47 338 44
2 100 00	CHILECTRA S A	SPONSORED ADR 144A	06/12/2001-00/12/21	10/18/2000	26 774 11	0 00	26 774 11
1 700 00	COMPANHIA BRASILEIRA DE DISTR	SPONSORED ADR REPSTG PFD	06/12/2001-00/12/21	4/27/2000	49 213 36	58 910 03	(9 696 67)
2 800 00	COMPANHIA PARANAENSE DE ENERG	SPONSORED ADR REPSTG PFD SHS	06/12/2001-00/12/21	8/28/2000	25 146 78	21 511 24	3 305 55
2 800 00	COMPANHIA PARANAENSE DE ENERG	SPONSORED ADR REPSTG PFD SHS	06/12/2001-00/12/21	8/6/2000	25 378 05	20 187 58	5 181 47
3 000 00	COMPANHIA PARANAENSE DE ENERG	SPONSORED ADR REPSTG PFD SHS	06/12/2001-00/12/21	11/8/2000	26 099 12	23 292 58	2 806 54
1 700 00	COMPANIA DE TELECOM DE CHILE	SPONSORED ADR NEW	06/12/2001-00/12/21	11/17/2000	25 838 14	30 397 50	(13 558 36)
4 100 00	COMPANIA DE TELECOM DE CHILE	SPONSORED ADR NEW	06/12/2001-00/12/21	12/2/2000	62 326 12	64 875 50	(2 549 38)
4 200 00	COMPANIA DE TELECOM DE CHILE	SPONSORED ADR NEW	06/12/2001-00/12/21	11/3/2000	64 406 05	76 793 21	(12 384 16)
1 700 00	COMPANIA DE TELECOM DE CHILE	SPONSORED ADR NEW	06/12/2001-00/12/21	11/8/2000	27 114 08	26 680 76	432 33
0 03	F V F ONDO DE VALORES	SPONSORED GDR REPSTG CL B SHS	06/12/2001-00/12/21	12/1/2000	0 00	0 26	(0 26)
2 400 00	GRUPO POSADAS S A DE C V	GDR ORD PARTN 144CTF SH A	06/12/2001-00/12/21	2/2/2000	25 655 14	22 200 00	3 455 14
2 800 00	GRUPO CASA AUTREY S A DE C V	SPONSORED ADR	06/12/2001-00/12/21	1/27/2000	26 468 51	18 581 98	7 906 53
2 900 00	GRUPO CASA AUTREY S A DE C V	SPONSORED ADR	06/12/2001-00/12/21	1/28/2000	25 925 13	19 245 62	6 679 51
3 000 00	GRUPO CASA AUTREY S A DE C V	SPONSORED ADR	06/12/2001-00/12/21	2/28/2000	27 224 09	19 678 93	7 545 16
4 100 00	GRUPO CASA AUTREY S A DE C V	SPONSORED ADR	06/12/2001-00/12/21	3/7/2000	37 206 25	26 788 75	10 407 50
39 700 00	GRUPO TRIBASA S A DE C V	SPONSORED ADR	06/12/2001-00/12/21	5/30/2000	241 525 48	241 525 48	0 00
1 200 00	GRUPO TELEVISION SA DE CV	SPONSORED ADR REPSTG ORD PARTN	06/12/2001-00/12/21	3/7/2000	99 005 70	25 906 53	73 099 17
800 00	GRUPO TELEVISION SA DE CV	SPONSORED ADR REPSTG ORD PARTN	06/12/2001-00/12/21	7/18/2000	40 268 05	11 889 50	28 367 45
500 00	PAKISTAN TELECOM C	GDR REP 100 SHS PKR REG S	06/12/2001-00/12/21	3/22/2000	30 125 00	19 875 00	10 250 00
500 00	PAKISTAN TELECOM C	GDR REP 100 SHS PKR REG S	06/12/2001-00/12/21	3/28/2000	29 000 00	18 875 00	9 125 00
5 400 00	MASISA S A	SPONSORED ADR	06/12/2001-00/12/21	10/12/2000	65 886 10	88 882 27	(23 706 17)
2 900 00	MASISA S A	SPONSORED ADR	06/12/2001-00/12/21	10/24/2000	33 957 86	46 507 50	(12 549 64)
800 00	NICE SYS LTD	SPONSORED ADR	06/12/2001-00/12/21	10/12/2000	40 788 84	34 610 00	6 188 84
500 00	NICE SYS LTD	SPONSORED ADR	06/12/2001-00/12/21	10/13/2000	25 184 78	21 048 73	4 145 05
1 600 00	NUOVO GRUPPO IUSCELL SA DE CV	SPONSORED ADR REPSTG SER V SHS	06/12/2001-00/12/21	2/25/2000	37 846 42	22 680 00	9 966 42
1 800 00	NUOVO GRUPPO IUSCELL SA DE CV	SPONSORED ADR REPSTG SER V SHS	06/12/2001-00/12/21	2/29/2000	37 780 01	23 681 28	14 098 73
1 200 00	NUOVO GRUPPO IUSCELL SA DE CV	SPONSORED ADR REPSTG SER V SHS	06/12/2001-00/12/21	3/1/2000	27 118 09	15 809 88	11 508 21
3 100 00	PERUSAHAAN PERSEROAN INDO SAT	SPONSORED ADR	06/12/2001-00/12/21	8/25/2000	30 068 98	53 073 13	(23 004 14)
3 100 00	PERUSAHAAN PERSEROAN INDO SAT	SPONSORED ADR	06/12/2001-00/12/21	12/15/2000	29 720 25	38 210 37	(8 490 12)
2 800 00	PLIVA D D	GLOBAL DEPOSITORY RCPT REG S	06/12/2001-00/12/21	12/8/2000	26 182 02	41 800 00	(15 617 98)
2 400 00	POLSKI KONCERN NAFTOWY S A	GLOBAL DEPOSITORY RCPT 144A	06/12/2001-00/12/21	2/24/2000	26 998 10	22 133 78	4 864 32
1 200 00	SHS BANKA	GLOBAL DEPOSITORY RCPT 144A	06/12/2001-00/12/21	7/27/2000	10 320 00	77 800 00	(11 480 00)
2 000 00	SA TELECOM LTD	SPONSORED ADR	06/12/2001-00/12/21	11/3/2000	71 758 40	18 020 44	53 737 96
800 00	SA TELECOM LTD	SPONSORED ADR	06/12/2001-00/12/21	11/4/2000	33 283 43	7 209 20	26 074 23
180 00	SA TELECOM LTD	SPONSORED ADR	06/12/2001-00/12/21	2/23/2000	7 760 21	1 441 84	6 318 37
18 393 00	SILICONWARE PRECISION INDS INC	GLOBAL DEPOSITORY RCPT 144A	06/12/2001-00/12/21	8/7/2000	68 588 87	60 418 64	8 168 23
400 00	SOFTBANK	SPONCERED GDR REG S	06/12/2001-00/12/21	2/18/2000	25 600 00	12 580 00	13 020 00
800 00	SOFTBANK	SPONCERED GDR REG S	06/12/2001-00/12/21	2/24/2000	68 040 00	19 840 00	48 200 00
400 00	SOFTBANK	SPONCERED GDR REG S	06/12/2001-00/12/21	3/1/2000	29 284 00	7 100 00	22 184 00
400 00	SOFTBANK	SPONCERED GDR REG S	06/12/2001-00/12/21	3/31/2000	25 037 52	7 100 00	17 937 52
2 100 00	SOFTBANK	SPONCERED GDR REG S	06/12/2001-00/12/21	11/17/2000	26 040 00	17 402 50	8 637 50
2 000 00	SOFTBANK	SPONCERED GDR REG S	06/12/2001-00/12/21	12/3/2000	25 171 40	19 850 00	5 321 40
1 900 00	SOFTBANK	SPONCERED GDR REG S	06/12/2001-00/12/21	12/8/2000	26 341 58	13 047 50	13 294 48
1 700 00	SOFTBANK	SPONCERED GDR REG S	06/12/2001-00/12/21	12/18/2000	26 458 25	10 675 00	15 831 25
2 000 00	SOFTBANK	SPONCERED GDR REG S	06/12/2001-00/12/21	12/29/2000	26 806 00	12 188 85	14 617 15
6 635 00	SUDAMTEX DE VENEZUELA	SPONSORED ADR REP CL B 144A	06/12/2001-00/12/21	12/8/2000	1 558 89	87 982 34	(86 323 85)
2 100 00	SURGUTNEFTGAZ JSC	SPONSORED ADR	06/12/2001-00/12/21	11/14/2000	25 868 63	31 350 08	(5 481 45)
800 00	SYNEX TECHNOLOGY	INTL CORP (GDR 144 A)	06/12/2001-00/12/21	4/13/2000	25 000 00	8 120 00	16 880 00
5 500 00	SYNEX TECHNOLOGY	INTL CORP (GDR 144 A)	06/12/2001-00/12/21	4/28/2000	148 922 50	57 729 99	89 205 51
1 449 00	SYNEX TECHNOLOGY	INTL CORP (GDR 144 A)	06/12/2001-00/12/21	5/2/2000	37 384 20	18 518 80	20 865 60
0 20	SYNEX TECH ADOLOGY	INTL CORP (GDR 144 A)	06/12/2001-00/12/21	5/31/2000	0 00	1 57	(1 57)
4 220 00	TATA ENGR LOCOMOTIVE LTD	GLOBAL DEPOSITORY RCPT 144 A	06/12/2001-00/12/21	8/28/2000	9 288 00	42 525 00	(33 237 00)
2 800 00	TELE CENTRO OESTE CELULAR PART	SPONSORED ADR REPSTG PFD	06/12/2001-00/12/21	8/7/2000	31 442 83	28 310 38	3 132 44
2 100 00	TELE CENTRO OESTE CELULAR PART	SPONSORED ADR REPSTG PFD	06/12/2001-00/12/21	8/24/2000	26 165 12	27 441 23	(3 276 88)
800 00	TELEFONOS DE MEXICO S A	SPONSORED ADR REPSTG SH ORD L	06/12/2001-00/12/21	3/7/2000	60 847 25	57 187 38	3 759 89
7 700 00	TELEKOMUNIKAT CTA POLSKA	SPONSORED GDR REPSTG SHS SER A	06/12/2001-00/12/21	2/24/2000	25 886 25	19 838 78	6 047 46
4 200 00	TELEKOMUNIKAT CTA POLSKA	SPONSORED GDR REPSTG SHS SER A	06/12/2001-00/12/21	2/25/2000	39 448 40	29 440 02	10 008 38
2 300 00	UNIBANCO UNIAO DE BANCOS BRAS	GLOBAL DEPOSITORY RCPT REPSTG	06/12/2001-00/12/21	4/22/2000	57 822 04	55 031 87	2 580 17
2 400 00	UNIFIED ENERGY SYS RUSSIA	GLOBAL DEPOSITORY RCPT REG S	06/12/2001-00/12/21	11/14/2000	38 312 96	32 809 95	5 503 01
1 954 00	CTRL EURO FRANCHIS		06/12/2001-00/12/21	12/28/2000	46 802 00	606 294 00	(757 490 34)
7 800 00	GUJARAT AMBIUJA CEMENTS LTD	SHS GLOBAL DEP RCPT S	06/12/2001-00/12/21	8/27/2000	37 525 00	56 511 11	(21 986 11)
9 180 00	GUJARAT AMBIUJA CEMENTS LTD	SHS GLOBAL DEP RCPT S	06/12/2001-00/12/21	11/14/2000	25 704 00	4 821 15	20 882 85
2 800 00	HUB POWER CO	GDR (REP 25 ORD PKR10) REG S	06/12/2001-00/12/21	3/22/2000	36 575 00	28 800 00	9 975 00
2 800 00	HUB POWER CO	GDR (REP 25 ORD PKR10) REG S	06/12/2001-00/12/21	3/28/2000	35 175 00	28 800 00	6 375 00
1 600 00	INDIAN HOTELS CO LTD	SHS GLOBAL DEPOSIT RCPT S	06/12/2001-00/12/21	8/25/2000	9 700 00	21 200 00	(12 000 00)
5 000 00	INDIAN HOTELS CO LTD	SHS GLOBAL DEPOSIT RCPT S	06/12/2001-00/12/21	10/5/2000	23 250 00	82 925 00	(59 675 00)
1 100 00	PENTAFOR SOFTWARE EXPORTS LTD	GDR REPR1 ORD INRP10	06/12/2001-00/12/21	10/8/1999	33 385 00	27 275 00	6 110 00
(30 03)	PENTAFOR SOFTWARE EXPORTS LTD	GDR REPR1 ORD INRP10	06/12/2001-00/12/21	10/8/1999	(32 255 30)	(11 137 50)	(22 247 50)
1 200 00	PENTAFOR SOFTWARE EXPORTS LTD	GDR REPR1 ORD INRP10	06/12/2001-00/12/21	10/14/1999	39 900 00	24 300 00	15 600 00
(1 200 3)	PENTAFOR SOFTWARE EXPORTS LTD	GDR REPR1 ORD INRP10	06/12/2001-00/12/21	10/14/1999	(49 900 00)	(12 150 00)	(27 750 00)
(2 300 0)	PENTAFOR SOFTWARE EXPORTS LTD	GDR REPR1 ORD INRP10	06/12/2001-00/12/21	12/10/1999	0 00	0 00	0 00
8 520 00	TATA ENGINEERING	SHS GLOBAL DEPOSIT RECEIPTS	06/12/2001-00/12/21	8/29/2000	14 018 00	10 489 60	3 528 40
1 800 00	GRUPO TELEVISION SA DE CV	SPONSORED ADR REPSTG ORD PARTN	06/12/2001-00/12/21	10/31/2000	102 656 64	155 878 99	(53 222 35)
27 000 00	PHARMACIA UPJOHN	USDD 01 SDR	06/12/2001-00/12/21	4/3/2000	951 074 64	180 222 01	31 852 63
4 200 00	PHARMACIA CORP	USDD 01 SDR	06/12/2001-00/12/21	7/27/2000	231 221 27	124 323 48	106 897 78
200 00	PHARMACIA CORP	USDD 01 SDR	06/12/2001-00/12/21	8/3/2000	11 328 82	5 620 17	5 708 65
4 200 00	PHARMACIA CORP	USDD 01 SDR	06/12/2001-00/12/21	8/7/2000	239 932 00	124 323 48	115 608 52
900 00	PHARMACIA CORP	USDD 01 SDR	06/12/2001-00/12/21	8/9/2000	52 789 89	26 640 75	26 149 14
2 130 00	PHARMACIA CORP	USDD 01 SDR	06/12/2001-00/12/21	9/7/2000	118 816 33	83 049 77	35 566 56
2 200 00	PHARMACIA CORP	USDD 01 SDR	06/12/2001-00/12/21	10/4/2000	126 883 73	85 121 82	61 781 91
1 900 00	PHARMACIA CORP	USDD 01 SDR	06/12/2001-00/12/21	10/8/2000	106 474 05	56 241 54	52 232 47
800 00	PHARMACIA CORP	USDD 01 SDR	06/12/2001-00/12/21	10/10/2000	45 215 28	23 680 86	21 534 42
1 000 00	PHARMACIA CORP	USDD 01 SDR	06/12/2001-00/12/21	10/11/2000	57 145 95	28 800 83	27 545 12
1 800 00	PHARMACIA CORP	USDD 01 SDR	06/12/2001-00/12/21	10/12/2000	102 514 67	53 281 48	49 233 18
1 900 00	TELECOM ARGENT						

THE ROCKEFELLER FOUNDATION
EMPLOYEE ID NO 13-165629
GAIN AND LOSSES FOR TAX ON INVESTMENT INCOME
FORM 990 PF 2000 PART IV

Par	Security Name	Security Description	Date Bought	Date Sold	Proceeds	Cost	Realized
5 400 00	ERICSSON L M TEL CO	ADR CL B SEK 10	06/12/21-00/12/21	7/21/2000	108 017 45	107 437 32	580 13
39 800 00	ERICSSON L M TEL CO	ADR CL B SEK 10	06/12/21-00/12/21	7/21/2000	783 227 35	871 773 14	(78 545 79)
1 400 00	NOKIA CORP	SPONSORED ADR	06/12/21-00/12/21	11/6/2000	251 406 27	50 987 74	200 418 53
800 00	NOKIA CORP	SPONSORED ADR	06/12/21-00/12/21	11/3/2000	180 228 40	32 091 44	148 136 96
900 00	NOKIA CORP	SPONSORED ADR	06/12/21-00/12/21	11/4/2000	183 831 70	31 685 98	152 145 72
800 00	NOKIA CORP	SPONSORED ADR	06/12/21-00/12/21	2/8/2000	161 841 25	57 488 56	104 352 69
1 500 00	NOKIA CORP	SPONSORED ADR	06/12/21-00/12/21	2/17/2000	285 328 43	107 787 83	177 540 60
1 700 00	NOKIA CORP	SPONSORED ADR	06/12/21-00/12/21	2/25/2000	346 779 93	122 165 31	224 614 62
4 500 00	NOKIA CORP	SPONSORED ADR	06/12/21-00/12/21	4/27/2000	250 674 48	80 844 89	169 829 59
2 800 00	NOKIA CORP	SPONSORED ADR	06/12/21-00/12/21	5/1/2000	171 165 05	52 089 81	119 075 24
2 900 00	NOKIA CORP	SPONSORED ADR	06/12/21-00/12/21	5/16/2000	163 337 05	52 089 81	111 247 24
8 200 00	NOKIA CORP	SPONSORED ADR	06/12/21-00/12/21	6/1/2000	455 483 70	147 317 00	308 166 70
2 800 00	NOKIA CORP	SPONSORED ADR	06/12/21-00/12/21	6/12/2000	170 931 31	52 089 81	118 841 50
4 100 00	NOKIA CORP	SPONSORED ADR	06/12/21-00/12/21	6/14/2000	188 740 93	73 856 50	114 884 43
4 300 00	NOKIA CORP	SPONSORED ADR	06/12/21-00/12/21	8/15/2000	174 762 93	77 251 80	97 511 13
8 600 00	NOKIA CORP	SPONSORED ADR	06/12/21-00/12/21	8/16/2000	260 170 57	118 572 27	141 598 30
8 400 00	NOKIA CORP	SPONSORED ADR	06/12/21-00/12/21	8/18/2000	348 019 73	150 910 10	197 109 63
4 100 00	NOKIA CORP	SPONSORED ADR	06/12/21-00/12/21	8/22/2000	175 114 17	73 856 50	101 257 67
3 800 00	NOKIA CORP	SPONSORED ADR	06/12/21-00/12/21	9/12/2000	172 994 22	71 861 95	101 132 27
3 700 00	NOKIA CORP	SPONSORED ADR	06/12/21-00/12/21	9/14/2000	169 026 71	88 268 85	80 757 86
3 900 00	NOKIA CORP	SPONSORED ADR	06/12/21-00/12/21	10/19/2000	143 574 81	66 472 30	77 102 51
9 700 00	NOKIA CORP	SPONSORED ADR	06/12/21-00/12/21	10/29/2000	150 754 53	70 085 40	80 669 13
4 000 00	NOKIA CORP	SPONSORED ADR	06/12/21-00/12/21	10/24/2000	391 568 17	174 285 23	21 302 94
3 700 00	NOKIA CORP	SPONSORED ADR	06/12/21-00/12/21	10/25/2000	157 144 75	71 861 95	85 282 80
3 700 00	NOKIA CORP	SPONSORED ADR	06/12/21-00/12/21	10/27/2000	144 586 36	66 472 31	78 114 05
2 800 00	NOKIA CORP	SPONSORED ADR	06/12/21-00/12/21	12/8/2000	145 355 48	107 847 46	37 508 00
7 800 00	VODAFONE AIRTOUCH PLC	SPONSORED ADR	06/12/21-00/12/21	8/2/2000	398 304 70	485 732 67	(87 427 97)
3 400 00	VODAFONE AIRTOUCH PLC	SPONSORED ADR	06/12/21-00/12/21	6/13/2000	186 434 64	210 382 14	(23 947 50)
3 400 00	VODAFONE AIRTOUCH PLC	SPONSORED ADR	06/12/21-00/12/21	6/14/2000	187 100 00	209 995 95	(22 895 95)
3 400 00	VODAFONE AIRTOUCH PLC	SPONSORED ADR	06/12/21-00/12/21	6/14/2000	186 618 24	208 923 74	(22 305 50)
3 500 00	VODAFONE AIRTOUCH PLC	SPONSORED ADR	06/12/21-00/12/21	8/15/2000	170 855 35	207 878 01	(37 022 66)
7 000 00	VODAFONE GROUP PLC NEW	SPONSORED ADR	06/12/21-00/12/21	7/6/2000	329 841 59	154 064 82	175 776 77
3 700 00	VODAFONE GROUP PLC NEW	SPONSORED ADR	06/12/21-00/12/21	7/17/2000	173 783 93	81 436 43	92 347 50
3 700 00	VODAFONE GROUP PLC NEW	SPONSORED ADR	06/12/21-00/12/21	7/17/2000	174 486 17	81 436 43	93 049 74
4 500 00	VODAFONE GROUP PLC NEW	SPONSORED ADR	06/12/21-00/12/21	9/13/2000	187 481 70	99 044 30	88 437 40
4 400 00	VODAFONE GROUP PLC NEW	SPONSORED ADR	06/12/21-00/12/21	9/14/2000	189 577 37	90 843 32	98 734 05
4 000 00	VODAFONE GROUP PLC NEW	SPONSORED ADR	06/12/21-00/12/21	10/16/2000	150 754 98	88 039 38	62 715 58
5 700 00	VODAFONE GROUP PLC NEW	SPONSORED ADR	06/12/21-00/12/21	10/24/2000	234 750 30	258 160 33	(23 408 03)
700 00	ASUSTEK COMPUTER INC	GLOBAL DEPOSITORY RCPT REG S	06/12/21-00/12/21	4/18/2000	10 039 19	6 650 00	3 389 19
1 700 00	ASUSTEK COMPUTER INC	GLOBAL DEPOSITORY RCPT REG S	06/12/21-00/12/21	7/4/2000	11 010 00	8 362 35	2 647 65
7 100 00	ASUSTEK COMPUTER INC	GLOBAL DEPOSITORY RCPT REG S	06/12/21-00/12/21	12/8/2000	26 487 97	49 552 48	(23 064 51)
8 000 00	ASUSTEK COMPUTER INC	GLOBAL DEPOSITORY RCPT REG S	06/12/21-00/12/21	12/15/2000	30 180 00	63 369 96	(33 189 96)
1 800 00	DE BEERS CONS MINES LTD	ADR DEF	06/12/21-00/12/21	1/7/2000	52 916 25	23 512 50	29 403 75
3 100 00	DE BEERS CONS MINES LTD	ADR DEF	06/12/21-00/12/21	11/9/2000	94 073 22	40 493 75	53 579 47
1 100 00	DE BEERS CONS MINES LTD	ADR DEF	06/12/21-00/12/21	11/10/2000	33 180 06	14 368 75	18 811 31
2 500 00	DE BEERS CONS MINES LTD	ADR DEF	06/12/21-00/12/21	11/2/2000	75 843 97	32 656 25	43 187 72
700 00	DE BEERS CONS MINES LTD	ADR DEF	06/12/21-00/12/21	11/2/2000	21 258 04	8 143 75	13 114 29
800 00	DE BEERS CONS MINES LTD	ADR DEF	06/12/21-00/12/21	11/3/2000	24 575 82	10 450 00	14 125 82
4 200 00	DE BEERS CONS MINES LTD	ADR DEF	06/12/21-00/12/21	11/3/2000	127 924 86	54 862 50	73 062 36
1 100 00	DE BEERS CONS MINES LTD	ADR DEF	06/12/21-00/12/21	11/3/2000	33 411 38	14 368 75	19 042 63
1 700 00	DE BEERS CONS MINES LTD	ADR DEF	06/12/21-00/12/21	11/4/2000	52 558 29	22 208 25	30 350 04
700 00	INFINEON TECHNOLOGIES AG	SPONSORED ADR	06/12/21-00/12/21	10/5/2000	9 864 67	15 088 84	(5 224 17)
900 00	INFINEON TECHNOLOGIES AG	SPONSORED ADR	06/12/21-00/12/21	10/6/2000	42 845 48	67 899 78	(25 054 30)
100 00	INFINEON TECHNOLOGIES AG	SPONSORED ADR	06/12/21-00/12/21	10/19/2000	4 244 85	7 544 42	(3 299 57)
700 00	INFINEON TECHNOLOGIES AG	SPONSORED ADR	06/12/21-00/12/21	10/24/2000	8 519 71	15 088 84	(6 569 13)
500 00	INFINEON TECHNOLOGIES AG	SPONSORED ADR	06/12/21-00/12/21	11/6/2000	23 390 27	37 722 10	(14 331 83)
300 00	INFINEON TECHNOLOGIES AG	SPONSORED ADR	06/12/21-00/12/21	11/7/2000	13 799 54	22 833 26	(8 033 72)
100 00	INFINEON TECHNOLOGIES AG	SPONSORED ADR	06/12/21-00/12/21	12/1/2000	3 807 53	7 544 42	(3 736 89)
100 00	INFINEON TECHNOLOGIES AG	SPONSORED ADR	06/12/21-00/12/21	12/7/2000	3 703 10	7 544 42	(3 841 32)
100 00	INFINEON TECHNOLOGIES AG	SPONSORED ADR	06/12/21-00/12/21	12/7/2000	3 825 45	7 544 42	(3 718 97)
100 00	INFINEON TECHNOLOGIES AG	SPONSORED ADR	06/12/21-00/12/21	12/7/2000	3 505 87	7 544 42	(3 948 55)
0 88	TAIWAN SEMICONDUCTOR MFG CO LTD	SPONSORED ADR	06/12/21-00/12/21	6/23/2000	0 00	6 67	(6 67)
0 60	TELEFONICA S A	SPONSORED ADR	06/12/21-00/12/21	7/25/2000	41 16	48 65	(7 49)
3 000 00	TELEFONOS DE MEXICO S A	SPONSORED ADR REPSTG SH ORD L	06/12/21-00/12/21	12/3/2000	140 883 08	84 541 55	56 341 53
800 00	TELEFONOS DE MEXICO S A	SPONSORED ADR REPSTG SH ORD L	06/12/21-00/12/21	12/3/2000	42 253 59	25 392 47	16 861 12
300 00	TELEFONOS DE MEXICO S A	SPONSORED ADR REPSTG SH ORD L	06/12/21-00/12/21	12/6/2000	14 381 06	8 464 16	5 916 90
800 00	TELEFONOS DE MEXICO S A	SPONSORED ADR REPSTG SH ORD L	06/12/21-00/12/21	12/6/2000	28 222 21	16 978 31	11 243 90
500 00	TELEFONOS DE MEXICO S A	SPONSORED ADR REPSTG SH ORD L	06/12/21-00/12/21	12/8/2000	23 839 86	14 106 92	9 732 94
900 00	TELEFONOS DE MEXICO S A	SPONSORED ADR REPSTG SH ORD L	06/12/21-00/12/21	12/11/2000	42 068 85	25 392 47	17 276 38
300 00	TELEFONOS DE MEXICO S A	SPONSORED ADR REPSTG SH ORD L	06/12/21-00/12/21	12/12/2000	14 234 52	8 464 16	5 770 37
700 00	TELEFONOS DE MEXICO S A	SPONSORED ADR REPSTG SH ORD L	06/12/21-00/12/21	12/13/2000	32 863 90	19 748 68	13 114 21
700 00	TELEFONOS DE MEXICO S A	SPONSORED ADR REPSTG SH ORD L	06/12/21-00/12/21	12/13/2000	33 015 72	19 748 70	13 266 02
500 00	TELEFONOS DE MEXICO S A	SPONSORED ADR REPSTG SH ORD L	06/12/21-00/12/21	12/15/2000	22 834 78	14 106 92	8 727 87
21 400 00	COMPANHIA CERVEJA RIA BRAHMA	SPONSORED ADR	06/12/21-00/12/21	2/2/2000	276 806 72	211 298 32	65 508 40
17 100 00	COMPANHIA CERVEJA RIA BRAHMA	ADR	06/12/21-00/12/21	2/4/2000	215 121 05	45 568 04	169 552 01
11 500 00	COMPANHIA CERVEJA RIA BRAHMA	ADR	06/12/21-00/12/21	3/7/2000	140 575 89	117 908 75	22 667 14
14 100 00	COMPANHIA CERVEJA RIA BRAHMA	ADR	06/12/21-00/12/21	2/8/2000	173 050 55	148 252 25	24 798 30
8 800 00	COMPANHIA CERVEJA RIA BRAHMA	ADR	06/12/21-00/12/21	2/8/2000	81 278 27	68 458 50	12 819 77
11 500 00	FONTECO ECONOMICO MEXICANO	SPONSAD RPSTG UNIT 1 SER B	06/12/21-00/12/21	2/1/2000	478 306 87	391 440 00	86 866 87
11 300 00	FONTECO ECONOMICO MEXICANO	SPONSAD RPSTG UNIT 1 SER B	06/12/21-00/12/21	2/2/2000	475 149 13	398 763 00	76 386 13
3 800 00	FONTECO ECONOMICO MEXICANO	SPONSAD RPSTG UNIT 1 SER B	06/12/21-00/12/21	2/3/2000	155 082 46	130 268 00	24 814 46
1 000 00	FONTECO ECONOMICO MEXICANO	SPONSAD RPSTG UNIT 1 SER B	06/12/21-00/12/21	2/4/2000	43 415 85	36 183 00	7 232 85
8 400 00	KOREA TELECOM	SPONSORED ADR	06/12/21-00/12/21	2/1/2000	508 417 68	321 105 22	187 312 46
15 700 00	KOREA TELECOM	SPONSORED ADR	06/12/21-00/12/21	2/2/2000	841 082 18	540 281 34	300 800 82
14 200 00	MAHANAGAR TEL NGAM LTD	SPONSORED GDR REPSTG 2 ORD SHS	06/12/21-00/12/21	2/3/2000	201 072 00	142 710 00	58 362 00
40 800 00	MAHANAGAR TEL NGAM LTD	SPONSORED GDR REPSTG 2 ORD SHS	06/12/21-00/12/21	2/4/2000	573 811 98	420 504 00	153 307 98
14 800 00	MAHANAGAR TEL NGAM LTD	SPONSORED GDR REPSTG 2 ORD 144A	06/12/21-00/12/21	11/2/2000	96 254 00	177 906 00	(81 652 00)
11 800 00	MAHANAGAR TEL NGAM LTD	SPONSORED GDR REPSTG 2 ORD 144A	06/12/21-00/12/21	11/3/2000	78 587 13	142 086 00	(63 518 87)
5 800 00	MAHANAGAR TEL NGAM LTD	SPONSORED GDR REPSTG 2 ORD 144A	06/12/21-00/12/21	11/6/2000	37 520 00	66 884 00	(29 364 00)
2 500 00	MAHANAGAR TEL NGAM LTD	SPONSORED GDR REPSTG 2 ORD 144A	06/12/21-00/12/21	11/9/2000	17 145 75	29 850 00	(12 704 25)
4 000 00	MAHANAGAR TEL NGAM LTD	SPONSORED GDR REPSTG 2 ORD 144A	06/12/21-00/12/21	11/10/2000	28 376 00	47 780 00	(19 404 00)
0 88	TELE NORTE LESTE PARTICIPACOES	SPONSORED ADR REPSTG PFD	06/12/21-00/12/21	5/1/2000	13 18	21 78	(8 61)
8 700 00	TELECOMUNICACOES BRASILEIRAS	SPNSD ADR REPSTG ADR FOR PFD	06/12/21-00/12/21	2/1/2000	1 126 463 86	719 773 38	406 690 28
1 700 00	KONINKLIJKE PHILIPS ELECTRS NV	SPONSORED ADR NEW	06/12/21-00/12/21	7/13/2000	85 211 86	83 458 95	1 752 91
1 700 00	KONINKLIJKE PHILIPS ELECTRS NV		06/12/21-00/12/21	8/18/2000	82 123 81	85 795 15	(3 671 34)
1 300 00	KONINKLIJKE PHILIPS ELECTRS NV		06/12/21-00/12/21	8/2/2000	82 457 58	85 806 08	(3 348 50)
4 800 00	KONINKLIJKE PHILIPS ELECTRS NV		06/12/21-00/12/21	11/1/2000	181 734 87	232 151 58	(50 416 71)
1 800 00	KONINKLIJKE PHILIPS ELECTRS NV		06/12/21-00/12/21	11/2/2000	72 823 12	80 841 83	(7 018 71)
2 400 00	KONINKLIJKE PHILIPS ELECTRS NV		06/12/21-00/12/21	11/3/2000	96 210 14	121 122 57	(24 912 43)
3 100 00	KONINKLIJKE PHILIPS ELECTRS NV		06/12/21-00/12/21	11/6/2000	125 563 78	158 448 98	(32 885 21)
7 000 00	NEWS CORP LTD	SPNSRD ADR REP PFD LTD VTG ORD	06/12/21-00/12/21	6/29/2000	316 186 24	308 126 00	8 060 24
7 800 00	NEWS CORP LTD	SPNSRD ADR REP PFD LTD VTG ORD	06/12/21-00/12/21	7/3/2000</			

THE ROCKEFELLER FOUNDATION
EMPLOYEE ID NO 13-165629
GAIN AND LOSSES FOR TAX ON INVESTMENT INCOME
FORM 990 PF 2000 PART IV

	Security Name	Security Description	Date Bought	Date Sold	Proceeds	Cost	Realized
3 600 00	ROYAL DUTCH PETE CO	NY REGISTRY SH PAR N GLDR 1 25	08/12/21-00/12/31	12/21/2000	219 212 16	213 404 97	5 807 19
3 500 00	VODAFONE GROUP PLC NEW	SPONSORED ADR	08/12/21-00/12/31	7/17/2000	164 912 40	170 705 50	(5 793 10)
2 600 00	VODAFONE GROUP PLC NEW	SPONSORED ADR	08/12/21-00/12/31	7/19/2000	122 079 44	126 806 80	(4 730 36)
2 500 00	VODAFONE GROUP PLC NEW	SPONSORED ADR	08/12/21-00/12/31	7/27/2000	113 587 45	121 932 50	(8 345 05)
3 400 00	VODAFONE GROUP PLC NEW	SPONSORED ADR	08/12/21-00/12/31	8/1/2000	147 869 71	165 628 70	(18 138 49)
3 000 00	VODAFONE GROUP PLC NEW	SPONSORED ADR	08/12/21-00/12/31	10/25/2000	118 574 34	146 319 00	(27 744 66)
2 400 00	VODAFONE GROUP PLC NEW	SPONSORED ADR	08/12/21-00/12/31	10/26/2000	94 068 70	117 055 20	(22 986 50)
1 650 00	VODAFONE GROUP PLC NEW	SPONSORED ADR	08/12/21-00/12/31	10/27/2000	67 119 26	80 475 45	(13 356 19)
1 700 00	VODAFONE GROUP PLC NEW	SPONSORED ADR	08/12/21-00/12/31	10/31/2000	70 917 38	82 914 10	(11 996 72)
1 700 00	STMICROELECTRONICS N V	SHS N Y REGISTRY	08/12/21-00/12/31	12/20/2000	71 100 29	77 826 00	(6 725 71)
2 700 00	STMICROELECTRONICS N V	SHS N Y REGISTRY	08/12/21-00/12/31	12/21/2000	113 656 48	123 806 00	(9 945 52)
2 000 00	STMICROELECTRONICS N V	SHS N Y REGISTRY	08/12/21-00/12/31	12/22/2000	86 463 91	91 560 00	(5 096 49)
600 00	STMICROELECTRONICS N V	SHS N Y REGISTRY	08/12/21-00/12/31	12/26/2000	25 782 80	27 468 00	(1 705 40)
1 000 00	STMICROELECTRONICS N V	SHS N Y REGISTRY	08/12/21-00/12/31	12/27/2000	43 720 54	45 780 00	(2 059 46)
15 800 00	ROYAL DUTCH PETE CO	NY REGISTRY SH PAR N GLDR 1 25	08/12/21-00/12/31	11/15/2000	968 558 95	957 975 00	10 583 95
TOTAL DEPOSITORY RECEIPTS					12,591,484.90	26,511,363.38	6,080,191.52
MUTUAL FUNDS							
0 00	NEW CENTURY FD PED	USD QUOTED	08/12/21-00/12/31	4/13/2000	16 688 87		16 688 87
0 00	POLISH PRIVATE EQUITY FUND I		08/12/21-00/12/31	1/18/2000	5 285 38		5 285 38
114 000 00	ADVENT FUND		08/12/21-00/12/31	12/26/2000	46 548 52	77 248 18	(30 699 64)
1 292 00	EMERGING MARKETS 50 ASIAN FD		08/12/21-00/12/31	3/1/2000	30 000 00	24 802 01	5 197 99
21 917 00	EMERGING MARKETS 50 ASIAN FD		08/12/21-00/12/31	4/3/2000	472 000 00	420 731 82	51 268 08
2 308 00	EMERGING MARKETS 50 ASIAN FD		08/12/21-00/12/31	7/6/2000	40 000 00	44 305 78	(4 305 78)
8 82	POLISH PRIVATE EQUITY FUND I		08/12/21-00/12/31	5/16/2000	176 678 44	325 867 41	(149 187 97)
5 00	EUROMERCHANT BALKAN FD		08/12/21-00/12/31	11/17/2000	54 705 00	124 820 00	(70 215 00)
0 00	S AFRICA CAPITAL GROWTH FUND		08/12/21-00/12/31	12/27/2000	3 931 44		3 931 44
0 00	NEW CENTURY FD PED	USD QUOTED	08/12/21-00/12/31	6/19/2000	22 872 31		22 872 31
TOTAL MUTUAL FUNDS					859 710.86	1 017,873.26	(148 164.30)
US GOVERNMENT AND AGENCY							
6 160 000 00	GNMA 1 TBA JAN 30 SINGLE FAM	6.5% 15 Dec 2098	08/12/21-00/12/31	1/18/2000	5 093 666 75	5 903 975 00	(210 306 25)
3 958 000 00	GNMA 1 TBA JAN 30 SINGLE FAM	6.5% 15 Dec 2098	08/12/21-00/12/31	1/19/2000	3 658 367 03	3 783 485 82	(135 128 59)
12 300 000 00	GNMA 1 TBA JAN 30 SINGLE FAM	6.5% 15 Dec 2099	08/12/21-00/12/31	1/19/2000	11 372 695 31	11 785 819 38	(412 924 07)
12 300 000 00	GNMA 1 TBA FEB 30 SINGLE FAM	6.5% 31 Dec 2099	08/12/21-00/12/31	2/15/2000	11 370 292 97	11 350 848 12	9 404 85
6 160 000 00	GNMA 1 TBA FEB 30 SINGLE FAM	6.5% 31 Dec 2099	08/12/21-00/12/31	2/18/2000	5 894 390 83	5 688 375 01	8 015 82
3 958 000 00	GNMA 1 TBA FEB 30 SINGLE FAM	6.5% 31 Dec 2099	08/12/21-00/12/31	2/19/2000	3 660 067 73	3 656 207 50	3 865 23
6 600 000 00	GNMA 1 TBA MAR 30 SINGLE FAM	6.5% 31 Dec 2099	08/12/21-00/12/31	2/4/2000	7 957 687 50	7 940 111 88	17 575 62
3 958 000 00	GNMA 1 TBA MAR 30 SINGLE FAM	6.5% 31 Dec 2099	08/12/21-00/12/31	3/17/2000	3 713 567 58	3 653 728 75	59 833 83
3 700 000 00	GNMA 1 TBA MAR 30 SINGLE FAM	6.5% 31 Dec 2099	08/12/21-00/12/31	3/17/2000	3 471 496 09	3 415 567 50	55 933 59
6 160 000 00	GNMA 1 TBA MAR 30 SINGLE FAM	6.5% 31 Dec 2099	08/12/21-00/12/31	3/17/2000	5 783 181 25	5 686 450 00	96 731 25
6 600 000 00	GNMA 1 TBA MAR 30 SINGLE FAM	6.5% 31 Dec 2099	08/12/21-00/12/31	3/20/2000	7 938 875 00	7 957 687 50	(18 812 50)
3 958 000 00	GNMA 1 TBA APR 30 SINGLE FAM	6.5% 31 Dec 2099	08/12/21-00/12/31	4/17/2000	3 776 024 77	3 713 098 75	62 926 02
3 700 000 00	GNMA 1 TBA APR 30 SINGLE FAM	6.5% 31 Dec 2099	08/12/21-00/12/31	4/17/2000	3 527 574 22	3 470 126 25	57 447 97
6 160 000 00	GNMA 1 TBA APR 30 SINGLE FAM	6.5% 31 Dec 2099	08/12/21-00/12/31	4/17/2000	5 876 543 75	5 775 000 00	101 543 75
6 160 000 00	GNMA 1 TBA MAY 30 SINGLE FAM	6.5% 31 Dec 2099	08/12/21-00/12/31	5/18/2000	5 871 250 00	5 868 937 50	2 312 50
3 700 000 00	GNMA 1 TBA MAY 30 SINGLE FAM	6.5% 31 Dec 2099	08/12/21-00/12/31	5/18/2000	3 524 750 00	3 526 562 50	(2 312 50)
200 000 00	GNMA 1 TBA JUN 30 SINGLE FAM	6.5% 31 Dec 2099	08/12/21-00/12/31	6/18/2000	191 273 44	188 500 00	2 773 44
400 000 00	GNMA 1 TBA JUN 30 SINGLE FAM	6.5% 31 Dec 2099	08/12/21-00/12/31	6/18/2000	362 546 88	376 064 75	(5 576 13)
410 000 00	GNMA 1 TBA JUN 30 SINGLE FAM	6.5% 31 Dec 2099	08/12/21-00/12/31	6/18/2000	391 317 77	380 435 18	10 882 61
410 000 00	GNMA 1 TBA JUN 30 SINGLE FAM	6.5% 31 Dec 2099	08/12/21-00/12/31	6/18/2000	391 317 77	380 403 13	10 914 64
200 000 00	GNMA 1 TBA JUL 30 SINGLE FAM	6.5% 15 Dec 2099	08/12/21-00/12/31	6/18/2000	180 750 00	191 187 50	(437 50)
300 000 00	GNMA 1 TBA JUL 30 SINGLE FAM	6.5% 15 Dec 2099	08/12/21-00/12/31	6/20/2000	286 031 25	286 781 25	(750 00)
100 000 00	GNMA 1 TBA JUL 30 SINGLE FAM	6.5% 15 Dec 2099	08/12/21-00/12/31	7/12/2000	95 073 44	95 593 75	(520 31)
420 000 00	GNMA 1 TBA JUL 30 SINGLE FAM	6.5% 15 Dec 2099	08/12/21-00/12/31	7/12/2000	780 217 18	762 331 25	(2 114 08)
300 000 00	GNMA 1 TBA JUL 30 SINGLE FAM	6.5% 15 Dec 2099	08/12/21-00/12/31	7/20/2000	286 781 25	286 093 75	687 50
200 000 00	GNMA 1 TBA JUL 30 SINGLE FAM	6.5% 15 Dec 2099	08/12/21-00/12/31	7/20/2000	191 187 50	190 887 50	500 00
820 000 00	GNMA 1 TBA AUG 30 SINGLE FAM	6.5% 31 Dec 2099	08/12/21-00/12/31	8/3/2000	781 242 19	780 025 00	1 217 19
100 000 00	GNMA 1 TBA AUG 30 SINGLE FAM	6.5% 31 Dec 2099	08/12/21-00/12/31	8/3/2000	85 332 03	85 000 00	332 03
820 000 00	GNMA 1 TBA SEP 30 SINGLE FAM	6.5% 31 Dec 2099	08/12/21-00/12/31	9/18/2000	784 637 50	781 127 50	3 525 00
100 000 00	GNMA 1 TBA SEP 30 SINGLE FAM	6.5% 31 Dec 2099	08/12/21-00/12/31	9/18/2000	95 891 41	95 250 00	441 41
100 000 00	GNMA 1 TBA OCT 30 SINGLE FAM	6.5% 15 Dec 2099	08/12/21-00/12/31	10/17/2000	96 421 88	95 656 25	765 63
820 000 00	GNMA 1 TBA OCT 30 SINGLE FAM	6.5% 15 Dec 2099	08/12/21-00/12/31	10/17/2000	781 428 13	784 381 25	(2 953 12)
100 000 00	GNMA 1 TBA NOV 30 SINGLE FAM	6.5% 15 Dec 2099	08/12/21-00/12/31	11/14/2000	96 625 00	96 500 00	125 00
820 000 00	GNMA 1 TBA NOV 30 SINGLE FAM	6.5% 15 Dec 2099	08/12/21-00/12/31	11/14/2000	782 325 00	791 206 25	(1 116 75)
100 000 00	GNMA 1 TBA DEC 30 SINGLE FAM	6.5% 15 Dec 2099	08/12/21-00/12/31	12/13/2000	96 406 25	96 583 75	(1 812 50)
820 000 00	GNMA 1 TBA DEC 30 SINGLE FAM	6.5% 15 Dec 2099	08/12/21-00/12/31	12/13/2000	806 675 00	792 058 75	14 606 25
200 000 00	GNMA 1 TBA JUN 30 SINGLE FAM	7% 31 Dec 2099	08/12/21-00/12/31	6/15/2000	194 812 50	183 875 00	937 50
800 000 00	GNMA 1 TBA JUN 30 SINGLE FAM	7% 31 Dec 2099	08/12/21-00/12/31	6/19/2000	761 988 75	776 590 00	(5 468 75)
200 000 00	GNMA 1 TBA JUN 30 SINGLE FAM	7% 31 Dec 2099	08/12/21-00/12/31	6/20/2000	194 812 50	193 875 00	1 000 00
200 000 00	GNMA 1 TBA JUN 30 SINGLE FAM	7% 31 Dec 2099	08/12/21-00/12/31	6/20/2000	193 875 00	184 812 50	(937 50)
800 000 00	GNMA 1 TBA JUL 30 SINGLE FAM	7% 31 Dec 2099	08/12/21-00/12/31	7/12/2000	778 375 00	781 500 00	(3 125 00)
800 000 00	GNMA 1 TBA AUG 30 SINGLE FAM	7% 31 Dec 2099	08/12/21-00/12/31	8/3/2000	760 583 75	778 000 00	(2 593 75)
800 000 00	GNMA 1 TBA SEP 30 SINGLE FAM	7% 31 Dec 2099	08/12/21-00/12/31	9/18/2000	783 468 75	780 750 00	(3 218 75)
800 000 00	GNMA 1 TBA OCT 30 SINGLE FAM	7% 15 Dec 2099	08/12/21-00/12/31	10/17/2000	789 000 00	783 000 00	6 000 00
800 000 00	GNMA 1 TBA NOV 30 SINGLE FAM	7% 15 Dec 2099	08/12/21-00/12/31	11/14/2000	789 406 25	788 750 00	656 25
800 000 00	GNMA 1 TBA DEC 30 SINGLE FAM	7% 15 Dec 2099	08/12/21-00/12/31	12/13/2000	800 843 75	788 000 00	11 843 75
1 000 000 00	GNMA POOL 470473	6.5% 15 Jun 2029	08/12/21-00/12/31	5/18/2000	950 084 14	953 218 45	(3 125 31)
1 000 000 00	GNMA POOL 470473	6.5% 15 Jun 2029	08/12/21-00/12/31	5/18/2000	950 084 14	953 218 45	(3 125 31)
1 000 000 00	GNMA POOL 470473	6.5% 15 Jun 2029	08/12/21-00/12/31	5/18/2000	950 084 14	953 218 45	(3 125 31)
1 000 000 00	GNMA POOL 470473	6.5% 15 Jun 2029	08/12/21-00/12/31	5/18/2000	950 084 14		

THE ROCKEFELLER FOUNDATION
EMPLOYEE ID NO 13-165629
GAIN AND LOSSES FOR TAX ON INVESTMENT INCOME
FORM 990 PF 2000 PART IV

Pw	Security Name	Security Description	Date Bought	Date Sold	Proceeds	Cost	Realized
300 000 00	FNMA TBA JAN 30 SINGLE FAM	0% 01 Dec 2009	06/12/21-00/12/21	1/5/2000	272 355 47	260 781 25	(8 425 78)
600 000 00	FNMA TBA JAN 30 SINGLE FAM	0% 01 Dec 2009	06/12/21-00/12/21	1/5/2000	544 894 44	561 562 50	(16 664 06)
600 000 00	FNMA TBA JAN 30 SINGLE FAM	0% 01 Dec 2009	06/12/21-00/12/21	1/5/2000	545 085 94	561 750 00	(16 664 06)
600 000 00	FNMA TBA JAN 30 SINGLE FAM	0% 01 Dec 2009	06/12/21-00/12/21	1/11/2000	271 962 19	260 781 25	(8 788 08)
1 700 000 00	FNMA TBA FEB 30 SINGLE FAM	0% 31 Dec 2009	06/12/21-00/12/21	2/1/2000	1 531 726 56	1 542 937 50	(11 210 94)
300 000 00	FNMA TBA FEB 30 SINGLE FAM	0% 31 Dec 2009	06/12/21-00/12/21	2/1/2000	540 600 38	544 500 00	(3 890 62)
300 000 00	FNMA TBA FEB 30 SINGLE FAM	0% 31 Dec 2009	06/12/21-00/12/21	2/1/2000	270 304 69	272 250 00	(1 945 31)
600 000 00	FNMA TBA FEB 30 SINGLE FAM	0% 31 Dec 2009	06/12/21-00/12/21	2/1/2000	540 600 38	544 312 50	(3 703 12)
300 000 00	FNMA TBA FEB 30 SINGLE FAM	0% 31 Dec 2009	06/12/21-00/12/21	2/1/2000	270 492 19	271 781 25	(1 289 06)
300 000 00	FNMA TBA FEB 30 SINGLE FAM	0% 31 Dec 2009	06/12/21-00/12/21	2/1/2000	270 304 69	272 250 00	(1 945 31)
600 000 00	FNMA TBA MAR 30 SINGLE FAM	0% 31 Dec 2009	06/12/21-00/12/21	2/4/2000	540 937 50	540 000 00	937 50
300 000 00	FNMA TBA MAR 30 SINGLE FAM	0% 31 Dec 2009	06/12/21-00/12/21	2/4/2000	270 486 75	270 187 50	281 25
600 000 00	FNMA TBA MAR 30 SINGLE FAM	0% 31 Dec 2009	06/12/21-00/12/21	3/10/2000	544 500 00	540 000 00	4 500 00
300 000 00	FNMA TBA MAR 30 SINGLE FAM	0% 31 Dec 2009	06/12/21-00/12/21	3/10/2000	272 062 50	270 000 00	2 062 50
1 700 000 00	FNMA TBA MAR 30 SINGLE FAM	0% 31 Dec 2009	06/12/21-00/12/21	3/10/2000	1 543 812 50	1 530 000 00	13 812 50
300 000 00	FNMA TBA MAR 30 SINGLE FAM	0% 31 Dec 2009	06/12/21-00/12/21	3/10/2000	271 968 75	270 000 00	1 968 75
600 000 00	FNMA TBA MAR 30 SINGLE FAM	0% 31 Dec 2009	06/12/21-00/12/21	3/13/2000	540 000 00	540 937 50	(937 50)
600 000 00	FNMA TBA APR 30 SINGLE FAM	0% 31 Dec 2009	06/12/21-00/12/21	4/5/2000	551 298 88	544 500 00	6 798 88
300 000 00	FNMA TBA APR 30 SINGLE FAM	0% 31 Dec 2009	06/12/21-00/12/21	4/5/2000	276 198 72	272 250 00	3 948 72
1 700 000 00	FNMA TBA APR 30 SINGLE FAM	0% 31 Dec 2009	06/12/21-00/12/21	4/5/2000	1 560 414 06	1 543 000 00	18 414 06
300 000 00	FNMA TBA APR 30 SINGLE FAM	0% 31 Dec 2009	06/12/21-00/12/21	4/5/2000	275 824 22	271 781 25	4 042 97
600 000 00	FNMA TBA MAY 30 SINGLE FAM	0% 31 Dec 2009	06/12/21-00/12/21	5/9/2000	532 992 18	531 625 00	(18 632 81)
300 000 00	FNMA TBA MAY 30 SINGLE FAM	0% 31 Dec 2009	06/12/21-00/12/21	5/10/2000	267 351 56	275 156 25	(7 804 69)
300 000 00	FNMA TBA MAY 30 SINGLE FAM	0% 31 Dec 2009	06/12/21-00/12/21	5/10/2000	266 070 56	275 156 25	(8 179 69)
1 700 000 00	FNMA TBA MAY 30 SINGLE FAM	0% 31 Dec 2009	06/12/21-00/12/21	5/10/2000	1 514 460 94	1 559 781 25	(45 320 31)
2 800 000 00	FNMA TBA JUN 30 SINGLE FAM	0% 31 Dec 2009	06/12/21-00/12/21	5/24/2000	2 386 437 50	2 580 218 75	(6 218 75)
600 000 00	FNMA TBA JUN 30 SINGLE FAM	0% 31 Dec 2009	06/12/21-00/12/21	6/12/2000	532 687 50	535 125 00	(2 437 50)
300 000 00	FNMA TBA JUN 30 SINGLE FAM	0% 31 Dec 2009	06/12/21-00/12/21	6/12/2000	267 187 50	267 562 50	(375 00)
300 000 00	FNMA TBA JUN 30 SINGLE FAM	0% 31 Dec 2009	06/12/21-00/12/21	6/12/2000	266 812 50	267 562 50	(750 00)
1 700 000 00	FNMA TBA JUN 30 SINGLE FAM	0% 31 Dec 2009	06/12/21-00/12/21	6/12/2000	1 513 531 25	1 516 187 50	(2 656 25)
840 000 00	FNMA TBA JUN 30 SINGLE FAM	0% 31 Dec 2009	06/12/21-00/12/21	1/5/2000	786 482 81	807 450 00	(20 967 19)
840 000 00	FNMA TBA FEB 30 SINGLE FAM	0% 31 Dec 2009	06/12/21-00/12/21	2/1/2000	780 707 81	785 062 50	(4 354 69)
300 000 00	FNMA TBA MAR 30 SINGLE FAM	0% 31 Dec 2009	06/12/21-00/12/21	2/4/2000	278 906 25	278 437 50	468 75
950 000 00	FNMA TBA MAR 30 SINGLE FAM	0% 31 Dec 2009	06/12/21-00/12/21	3/10/2000	467 324 22	466 367 18	957 04
540 000 00	FNMA TBA MAR 30 SINGLE FAM	0% 31 Dec 2009	06/12/21-00/12/21	3/10/2000	504 582 50	501 187 50	3 395 00
300 000 00	FNMA TBA MAR 30 SINGLE FAM	0% 31 Dec 2009	06/12/21-00/12/21	3/13/2000	278 437 50	278 906 25	(468 75)
500 000 00	FNMA TBA APR 30 SINGLE FAM	0% 31 Dec 2009	06/12/21-00/12/21	4/5/2000	472 187 67	466 875 00	5 312 67
540 000 00	FNMA TBA APR 30 SINGLE FAM	0% 31 Dec 2009	06/12/21-00/12/21	4/5/2000	510 131 25	504 056 25	6 075 00
1 400 000 00	FNMA TBA APR 30 SINGLE FAM	0% 31 Dec 2009	06/12/21-00/12/21	4/5/2000	1 324 732 00	1 309 109 37	15 640 63
1 040 000 00	FNMA TBA MAY 30 SINGLE FAM	0% 31 Dec 2009	06/12/21-00/12/21	4/7/2000	980 200 00	981 343 75	(1 143 75)
1 400 000 00	FNMA TBA MAY 30 SINGLE FAM	0% 31 Dec 2009	06/12/21-00/12/21	4/7/2000	1 319 500 00	1 323 437 50	(3 937 50)
540 000 00	FNMA TBA MAY 30 SINGLE FAM	0% 31 Dec 2009	06/12/21-00/12/21	5/9/2000	494 817 18	509 625 00	(14 807 81)
12 778 000 00	FNMA TBA MAY 30 SINGLE FAM	0% 31 Dec 2009	06/12/21-00/12/21	5/9/2000	11 708 840 78	12 059 237 50	(350 396 72)
500 000 00	FNMA TBA MAY 30 SINGLE FAM	0% 31 Dec 2009	06/12/21-00/12/21	5/9/2000	458 476 56	471 875 00	(13 398 44)
540 000 00	FNMA TBA MAY 30 SINGLE FAM	0% 31 Dec 2009	06/12/21-00/12/21	5/11/2000	508 625 00	508 950 00	(325 00)
1 040 000 00	FNMA TBA MAY 30 SINGLE FAM	0% 31 Dec 2009	06/12/21-00/12/21	5/11/2000	961 500 00	966 067 19	4 567 19
200 000 00	FNMA TBA JUN 30 SINGLE FAM	0% 31 Dec 2009	06/12/21-00/12/21	5/24/2000	183 750 00	183 656 25	93 75
410 000 00	FNMA TBA JUN 30 SINGLE FAM	0% 31 Dec 2009	06/12/21-00/12/21	5/24/2000	376 815 83	375 818 75	996 88
410 000 00	FNMA TBA JUN 30 SINGLE FAM	0% 31 Dec 2009	06/12/21-00/12/21	5/24/2000	376 815 83	376 214 06	601 57
700 000 00	FNMA TBA JUN 30 SINGLE FAM	0% 31 Dec 2009	06/12/21-00/12/21	6/1/2000	653 625 00	641 812 50	11 812 50
1 340 000 00	FNMA TBA JUN 30 SINGLE FAM	0% 31 Dec 2009	06/12/21-00/12/21	6/8/2000	1 257 035 16	1 228 198 44	28 836 72
410 000 00	FNMA TBA JUN 30 SINGLE FAM	0% 31 Dec 2009	06/12/21-00/12/21	6/8/2000	384 358 88	375 566 40	8 792 58
570 000 00	FNMA TBA JUN 30 SINGLE FAM	0% 31 Dec 2009	06/12/21-00/12/21	6/8/2000	487 804 63	476 346 99	11 454 70
12 418 000 00	FNMA TBA JUN 30 SINGLE FAM	0% 31 Dec 2009	06/12/21-00/12/21	6/9/2000	11 640 904 84	11 370 447 18	270 462 66
500 000 00	FNMA TBA JUN 30 SINGLE FAM	0% 31 Dec 2009	06/12/21-00/12/21	6/9/2000	468 710 94	457 812 50	10 898 44
260 000 00	FNMA TBA JUN 30 SINGLE FAM	0% 31 Dec 2009	06/12/21-00/12/21	6/9/2000	243 729 69	238 062 50	5 667 19
680 000 00	FNMA TBA JUN 30 SINGLE FAM	0% 31 Dec 2009	06/12/21-00/12/21	6/9/2000	637 446 88	632 625 00	4 821 88
200 000 00	FNMA TBA JUN 30 SINGLE FAM	0% 31 Dec 2009	06/12/21-00/12/21	6/12/2000	183 125 00	186 750 00	(3 625 00)
700 000 00	FNMA TBA JUN 30 SINGLE FAM	0% 31 Dec 2009	06/12/21-00/12/21	6/12/2000	640 937 50	650 625 00	(9 687 50)
17 418 000 00	FNMA TBA JUL 30 SINGLE FAM	0% 31 Dec 2009	06/12/21-00/12/21	7/10/2000	11 741 801 49	11 831 395 63	110 405 46
500 000 00	FNMA TBA JUL 30 SINGLE FAM	0% 31 Dec 2009	06/12/21-00/12/21	7/10/2000	472 772 09	468 281 25	4 490 84
410 000 00	FNMA TBA JUL 30 SINGLE FAM	0% 31 Dec 2009	06/12/21-00/12/21	7/10/2000	387 530 08	383 090 63	4 439 45
840 000 00	FNMA TBA JUL 30 SINGLE FAM	0% 31 Dec 2009	06/12/21-00/12/21	7/10/2000	888 777 34	880 368 75	8 408 59
1 860 000 00	FNMA TBA JUL 30 SINGLE FAM	0% 31 Dec 2009	06/12/21-00/12/21	7/10/2000	1 758 644 53	1 742 006 25	16 638 28
12 418 000 00	FNMA TBA AUG 30 SINGLE FAM	0% 31 Dec 2009	06/12/21-00/12/21	8/1/2000	11 749 807 27	11 749 881 88	14 985 39
300 000 00	FNMA TBA AUG 30 SINGLE FAM	0% 31 Dec 2009	06/12/21-00/12/21	8/1/2000	283 839 84	283 500 00	339 84
410 000 00	FNMA TBA AUG 30 SINGLE FAM	0% 31 Dec 2009	06/12/21-00/12/21	8/1/2000	387 496 44	387 450 00	48 44
2 500 000 00	FNMA TBA AUG 30 SINGLE FAM	0% 31 Dec 2009	06/12/21-00/12/21	8/1/2000	2 365 734 38	2 362 500 00	2 734 38
500 000 00	FNMA TBA AUG 30 SINGLE FAM	0% 31 Dec 2009	06/12/21-00/12/21	8/1/2000	472 910 16	472 500 00	410 16
2 500 000 00	FNMA TBA SEP 30 SINGLE FAM	0% 31 Dec 2009	06/12/21-00/12/21	9/6/2000	2 392 359 38	2 364 062 50	29 296 88
300 000 00	FNMA TBA SEP 30 SINGLE FAM	0% 31 Dec 2009	06/12/21-00/12/21	9/6/2000	287 203 13	283 987 50	(3 784 37)
410 000 00	FNMA TBA SEP 30 SINGLE FAM	0% 31 Dec 2009	06/12/21-00/12/21	9/6/2000	392 510 94	387 706 25	4 804 69
500 000 00	FNMA TBA SEP 30 SINGLE FAM	0% 31 Dec 2009	06/12/21-00/12/21	9/6/2000	478 828 13	472 812 50	6 015 63
12 418 000 00	FNMA TBA SEP 30 SINGLE FAM	0% 31 Dec 2009	06/12/21-00/12/21	9/6/2000	11 892 660 39	11 742 615 00	150 045 39
2 800 000 00	FNMA TBA OCT 30 SINGLE FAM	0% 31 Dec 2009	06/12/21-00/12/21	10/10/2000	2 678 210 94	2 680 125 00	(1 914 06)
500 000 00	FNMA TBA OCT 30 SINGLE FAM	0% 31 Dec 2009	06/12/21-00/12/21	10/10/2000	478 261 72	478 593 75	(332 03)
10 728 000 00	FNMA TBA OCT 30 SINGLE FAM	0% 31 Dec 2009	06/12/21-00/12/21	10/11/2000	10 265 050 94	10 265 691 87	18 156 07
200 000 00	FNMA TBA NOV 30 SINGLE FAM	0% 31 Dec 2009	06/12/21-00/12/21	10/24/2000	183 375 00	191 987 50	(8 612 50)
1 800 000 00	FNMA TBA NOV 30 SINGLE FAM	0% 31 Dec 2009	06/12/21-00/12/21	10/24/2000	1 837 656 25	1 821 031 25	16 625 00
330 000 00	FNMA TBA NOV 30 SINGLE FAM	0% 31 Dec 2009	06/12/21-00/12/21	10/27/2000	268 890 63	267 531 25	1 359 38
10 728 000 00	FNMA TBA NOV 30 SINGLE FAM	0% 31 Dec 2009	06/12/21-00/12/21	11/5/2000	10 312 547 18	10 278 987 50	36 678 69
900 000 00	FNMA TBA NOV 30 SINGLE FAM	0% 31 Dec 2009	06/12/21-00/12/21	11/6/2000	863 542 67	860 625 00	2 917 67
430 000 00	FNMA TBA DEC 30 SINGLE FAM	0% 31 Dec 2009	06/12/21-00/12/21	11/26/2000	385 875 00	384 750 00	1 125 00
200 000 00	FNMA TBA DEC 30 SINGLE FAM	0% 31 Dec 2009	06/12/21-00/12/21	11/30/2000	194 062 50	192 375 00	1 687 50
500 000 00	FNMA TBA DEC 30 SINGLE FAM	0% 31 Dec 2009	06/12/21-00/12/21	12/6/2000	490 585 94	480 937 50	9 648 44
1 800 000 00	FNMA TBA DEC 30 SINGLE FAM	0% 31 Dec 2009	06/12/21-00/12/21	12/7/2000	1 890 864 08	1 824 063 75	66 370 31
10 728 000 00	FNMA TBA DEC 30 SINGLE FAM	0% 31 Dec 2009	06/12/21-00/12/21	12/7/2000	10 505 898 68	10 309 843 75	196 054 93
3 400 000 00	FNMA TBA JAN 30 SINGLE FAM	7% 01 Dec 2009	06/12/21-00/12/21	12/15/2000	3 398 837 50	3 365 125 00	33 712 50
300 000 00	FNMA TBA JAN 30 SINGLE FAM	7% 01 Dec 2009	06/12/21-00/12/21	12/15/2000	300 000 00	296 625 00	3 375 00
300 000 00	FNMA TBA JAN 30 SINGLE FAM	7% 01 Dec 2009	06/12/21-00/12/21	12/15/2000	299 806 25	296 625 00	3 281 25
1 700 000 00	FNMA TBA JAN 30 SINGLE FAM	7% 01 Dec 2009	06/12/21-00/12/21	12/15/2000	1 608 937 50	1 680 875 00	(71 937 50)
1 100 000 00	FNMA TBA JAN 30 SINGLE FAM	7% 01 Dec 2009	06/12/21-00/12/21	12/16/2000	1 086 281 75	1 087 625 00	(1 343 25)
2 700 000 00	FNMA TBA JAN 30 SINGLE FAM	7% 01 Dec 2009	06/12/21-00/12/21	12/16/2000	2 196 962 50	2 174 843 75	21 718 75
1 100 000 00	FNMA TBA JAN 30 SINGLE FAM	7% 01 Dec 2009	06/12/21				

THE ROCKEFELLER FOUNDATION
EMPLOYEE ID NO 13 165629
GAIN AND LOSSES FOR TAX ON INVESTMENT INCOME
FORM 990 PF 2000 PART IV

Par	Security Name	Security Description	Date Bought	Date Sold	Proceeds	Cost	Realized
800 000 00	FNMA TBA APR 30 SINGLE FAM	7.5% 31 Dec 2009	86/12/31-001/2/31	4/5/2000	891 457 03	882 843 75	6 613 28
900 000 00	FNMA TBA MAY 30 SINGLE FAM	7.5% 31 Dec 2009	86/12/31-001/2/31	4/7/2000	887 343 75	880 156 25	(2 812 50)
1 600 000 00	FNMA TBA JUN 30 SINGLE FAM	7.5% 31 Dec 2009	86/12/31-001/2/31	6/8/2000	1 568 187 50	1 572 875 00	(4 687 50)
1 600 000 00	FNMA TBA JUL 30 SINGLE FAM	7.5% 31 Dec 2009	86/12/31-001/2/31	7/12/2000	1 578 500 00	1 566 500 00	12 000 00
1 600 000 00	FNMA TBA AUG 30 SINGLE FAM	7.5% 31 Dec 2009	86/12/31-001/2/31	8/1/2000	1 578 567 50	1 577 500 00	1 067 50
1 600 000 00	FNMA TBA SEP 30 SINGLE FAM	7.5% 01 Dec 2009	86/12/31-001/2/31	9/6/2000	1 591 937 50	1 577 500 00	14 437 50
1 600 000 00	FNMA TBA OCT 30 SINGLE FAM	7.5% 01 Dec 2009	86/12/31-001/2/31	10/10/2000	1 582 437 50	1 590 500 00	1 067 50
1 600 000 00	FNMA TBA NOV 30 SINGLE FAM	7.5% 01 Dec 2009	86/12/31-001/2/31	11/3/2000	1 598 812 50	1 591 500 00	7 312 50
1 600 000 00	FNMA TBA DEC 30 SINGLE FAM	7.5% 01 Dec 2009	86/12/31-001/2/31	12/1/2000	1 609 000 00	1 597 500 00	11 500 00
400 000 00	FNMA TBA OCT 15 SINGLE FAM	8% 01 Dec 2009	86/12/31-001/2/31	10/18/2000	407 312 50	405 625 00	1 687 50
300 000 00	FNMA TBA MAR 30 SINGLE FAM	8% 31 Dec 2009	86/12/31-001/2/31	3/13/2000	300 925 78	298 859 38	2 066 40
300 000 00	FNMA TBA APR 30 SINGLE FAM	8% 31 Dec 2009	86/12/31-001/2/31	3/22/2000	300 890 83	300 375 00	515 83
30 000 00	FNMA TBA MAY 30 SINGLE FAM	8% 31 Dec 2009	86/12/31-001/2/31	5/9/2000	29 581 84	30 084 38	(502 74)
240 000 00	FNMA TBA JUN 30 SINGLE FAM	8% 31 Dec 2009	86/12/31-001/2/31	5/10/2000	236 882 50	240 858 25	(3 983 75)
30 000 00	FNMA TBA JUN 30 SINGLE FAM	8% 31 Dec 2009	86/12/31-001/2/31	6/8/2000	29 984 77	29 540 63	444 14
240 000 00	FNMA TBA JUL 30 SINGLE FAM	8% 31 Dec 2009	86/12/31-001/2/31	6/8/2000	238 843 75	238 325 00	518 75
240 000 00	FNMA TBA JUL 30 SINGLE FAM	8% 31 Dec 2009	86/12/31-001/2/31	7/10/2000	241 058 38	238 540 63	2 517 75
30 000 00	FNMA TBA JUL 30 SINGLE FAM	8% 31 Dec 2009	86/12/31-001/2/31	7/10/2000	30 141 80	29 843 75	298 05
1 000 000 00	FNMA TBA AUG 30 SINGLE FAM	8% 31 Dec 2009	86/12/31-001/2/31	7/12/2000	1 004 375 00	1 004 687 50	(312 50)
30 000 00	FNMA TBA AUG 30 SINGLE FAM	8% 31 Dec 2009	86/12/31-001/2/31	8/1/2000	30 124 22	30 112 50	11 72
240 000 00	FNMA TBA AUG 30 SINGLE FAM	8% 31 Dec 2009	86/12/31-001/2/31	8/1/2000	240 918 75	240 825 00	93 75
1 700 000 00	FNMA TBA AUG 30 SINGLE FAM	8% 31 Dec 2009	86/12/31-001/2/31	8/3/2000	1 710 691 41	1 698 373 50	11 753 91
30 000 00	FNMA TBA SEP 30 SINGLE FAM	8% 01 Dec 2009	86/12/31-001/2/31	8/10/2000	30 271 88	30 159 37	112 51
1 700 000 00	FNMA TBA SEP 30 SINGLE FAM	8% 01 Dec 2009	86/12/31-001/2/31	8/11/2000	1 715 837 50	1 708 985 83	6 871 67
240 000 00	FNMA TBA SEP 30 SINGLE FAM	8% 01 Dec 2009	86/12/31-001/2/31	8/11/2000	242 475 00	240 875 00	1 600 00
300 000 89	FNMA POOL 323090	8% 01 Oct 2029	86/12/31-001/2/31	6/12/2000	267 563 12	267 188 11	375 01
300 003 88	FNMA POOL 323715	8% 01 May 2029	86/12/31-001/2/31	6/12/2000	267 565 98	268 815 95	(1 250 00)
999 600 45	FNMA POOL 323808	8% 01 Sep 2029	86/12/31-001/2/31	6/12/2000	997 788 21	997 273 87	514 34
999 630 51	FNMA POOL 323808	8% 01 Sep 2029	86/12/31-001/2/31	6/12/2000	997 788 21	997 273 87	514 34
599 840 88	FNMA POOL 429358	8% 01 Apr 2029	86/12/31-001/2/31	6/12/2000	624 250 52	623 156 88	1 093 64
189 880 29	FNMA POOL 448366	8.5% 01 Sep 2028	86/12/31-001/2/31	6/12/2000	535 072 28	532 835 02	2 237 26
699 830 37	FNMA POOL 500441	8.5% 01 Jun 2028	86/12/31-001/2/31	6/12/2000	693 731 89	683 106 95	1 064 94
340 000 69	FNMA POOL 501996	8.5% 01 Jul 2029	86/12/31-001/2/31	5/11/2000	494 817 82	508 825 85	(14 008 03)
599 940 23	FNMA POOL 503219	8% 01 Jun 2029	86/12/31-001/2/31	3/13/2000	540 883 81	539 946 21	937 60
1 000 000 94	FNMA POOL 505145	8.5% 01 Jul 2029	86/12/31-001/2/31	5/11/2000	942 500 89	942 750 89	(250 00)
40 000 95	FNMA POOL 518046	8.5% 01 Oct 2028	86/12/31-001/2/31	5/11/2000	37 100 90	37 750 90	(650 00)
889 831 37	FNMA POOL 518111	8.5% 01 Oct 2029	86/12/31-001/2/31	10/12/2000	880 393 68	860 393 68	10 001
999 900 19	FNMA POOL 518111	8.5% 01 Oct 2029	86/12/31-001/2/31	10/12/2000	957 091 88	957 091 87	1 001
300 000 00	FNMA POOL 534058	8.5% 01 Mar 2030	86/12/31-001/2/31	3/13/2000	278 908 25	278 437 56	468 75
900 000 00	FNMA POOL 559540	7% 01 Dec 2030	86/12/31-001/2/31	12/1/2000	883 125 00	880 312 50	2 812 50
1 000 000 00	FNMA POOL 5563587	7% 01 Dec 2030	86/12/31-001/2/31	12/1/2000	987 250 00	978 125 00	9 125 00
2 600 000 00	FHLMC TBA JAN 30 GOLD SINGLE	8.5% 01 Dec 2009	86/12/31-001/2/31	1/5/2000	2 436 382 81	2 487 625 00	(51 242 19)
2 600 000 00	FHLMC TBA JAN 30 GOLD SINGLE	8.5% 01 Dec 2009	86/12/31-001/2/31	12/15/2000	2 558 664 06	2 550 437 50	8 226 56
2 600 000 00	FHLMC TBA FEB 30 GOLD SINGLE	8.5% 31 Dec 2009	86/12/31-001/2/31	2/1/2000	2 418 000 00	2 434 250 00	(16 250 00)
2 600 000 00	FHLMC TBA MAR 30 GOLD SINGLE	8.5% 31 Dec 2009	86/12/31-001/2/31	3/10/2000	2 412 625 00	2 414 750 00	(2 125 00)
2 600 000 00	FHLMC TBA APR 30 GOLD SINGLE	8.5% 31 Dec 2009	86/12/31-001/2/31	4/5/2000	2 462 687 50	2 430 187 50	32 500 00
2 600 000 00	FHLMC TBA MAY 30 GOLD SINGLE	8.5% 31 Dec 2009	86/12/31-001/2/31	5/10/2000	2 390 273 44	2 480 250 00	(89 976 56)
2 600 000 00	FHLMC TBA JUN 30 GOLD SINGLE	8.5% 31 Dec 2009	86/12/31-001/2/31	6/8/2000	2 442 171 88	2 387 937 50	54 234 38
2 600 000 00	FHLMC TBA JUL 30 GOLD SINGLE	8.5% 31 Dec 2009	86/12/31-001/2/31	7/11/2000	2 462 997 19	2 439 937 50	23 059 69
2 600 000 00	FHLMC TBA AUG 30 GOLD SINGLE	8.5% 31 Dec 2009	86/12/31-001/2/31	8/1/2000	2 482 261 25	2 481 875 00	386 25
2 600 000 00	FHLMC TBA SEP 30 GOLD SINGLE	8.5% 01 Dec 2009	86/12/31-001/2/31	9/6/2000	2 481 531 25	2 481 062 50	468 75
2 600 000 00	FHLMC TBA OCT 30 GOLD SINGLE	8.5% 01 Dec 2009	86/12/31-001/2/31	10/12/2000	2 484 882 81	2 480 312 50	4 570 31
2 600 000 00	FHLMC TBA NOV 30 GOLD SINGLE	8.5% 01 Dec 2009	86/12/31-001/2/31	11/3/2000	2 500 367 19	2 484 375 00	5 992 19
2 600 000 00	FHLMC TBA DEC 30 GOLD SINGLE	8.5% 01 Dec 2009	86/12/31-001/2/31	12/7/2000	2 550 843 75	2 489 250 00	61 593 75
900 000 00	FHLMC TBA JAN 30 GOLD SINGLE	7% 01 Dec 2009	86/12/31-001/2/31	1/5/2000	866 742 19	863 937 50	(2 804 69)
400 000 00	FHLMC TBA JAN 30 GOLD SINGLE	7% 01 Dec 2009	86/12/31-001/2/31	12/8/2000	400 343 75	400 464 85	(121 10)
1 600 000 00	FHLMC TBA JAN 30 GOLD SINGLE	7% 01 Dec 2009	86/12/31-001/2/31	12/8/2000	3 603 093 75	3 600 562 50	2 531 25
900 000 00	FHLMC TBA FEB 30 GOLD SINGLE	7% 01 Dec 2009	86/12/31-001/2/31	2/1/2000	858 675 78	865 687 50	(7 011 72)
900 000 00	FHLMC TBA MAR 30 GOLD SINGLE	7% 31 Dec 2009	86/12/31-001/2/31	3/10/2000	863 718 75	858 375 00	5 343 75
900 000 00	FHLMC TBA APR 30 GOLD SINGLE	7% 31 Dec 2009	86/12/31-001/2/31	4/5/2000	874 054 69	867 875 00	6 179 69
900 000 00	FHLMC TBA MAY 30 GOLD SINGLE	7% 31 Dec 2009	86/12/31-001/2/31	4/7/2000	869 184 38	873 000 00	(3 815 62)
100 000 00	FHLMC TBA APR 30 GOLD SINGLE	8% 31 Dec 2009	86/12/31-001/2/31	3/22/2000	100 390 83	100 320 31	70 52
200 000 00	FHLMC TBA APR 30 GOLD SINGLE	8% 31 Dec 2009	86/12/31-001/2/31	3/22/2000	200 937 50	200 640 63	296 87
100 000 00	FHLMC TBA APR 30 GOLD SINGLE	8% 31 Dec 2009	86/12/31-001/2/31	4/5/2000	100 937 50	100 320 31	617 19
200 000 00	FHLMC TBA APR 30 GOLD SINGLE	8% 31 Dec 2009	86/12/31-001/2/31	4/11/2000	200 640 83	200 837 50	(196 67)
100 000 00	FHLMC TBA APR 30 GOLD SINGLE	8% 31 Dec 2009	86/12/31-001/2/31	4/11/2000	100 320 31	100 390 83	(70 52)
290 000 00	FHLMC TBA MAY 30 GOLD SINGLE	8% 31 Dec 2009	86/12/31-001/2/31	5/9/2000	286 420 31	291 178 13	(4 757 82)
100 000 00	FHLMC TBA MAY 30 GOLD SINGLE	8% 31 Dec 2009	86/12/31-001/2/31	5/9/2000	86 820 31	100 750 00	(1 829 69)
100 000 00	FHLMC TBA JUN 30 GOLD SINGLE	8% 31 Dec 2009	86/12/31-001/2/31	6/8/2000	100 187 87	86 625 00	1 362 87
290 000 00	FHLMC TBA JUN 30 GOLD SINGLE	8% 31 Dec 2009	86/12/31-001/2/31	6/9/2000	290 382 50	285 831 25	4 551 25
100 000 00	FHLMC TBA JUL 30 GOLD SINGLE	8% 31 Dec 2009	86/12/31-001/2/31	7/11/2000	100 687 50	89 653 12	11 034 38
290 000 00	FHLMC TBA JUL 30 GOLD SINGLE	8% 31 Dec 2009	86/12/31-001/2/31	7/11/2000	291 083 75	289 810 84	1 272 91
290 000 00	FHLMC TBA AUG 30 GOLD SINGLE	8% 31 Dec 2009	86/12/31-001/2/31	8/1/2000	291 481 33	291 771 88	(290 55)
100 000 00	FHLMC TBA AUG 30 GOLD SINGLE	8% 31 Dec 2009	86/12/31-001/2/31	8/1/2000	100 507 81	100 593 75	(85 94)
240 000 00	FHLMC TBA SEP 30 GOLD SINGLE	8% 31 Dec 2009	86/12/31-001/2/31	9/6/2000	242 681 25	242 746 88	(65 63)
30 000 00	FHLMC TBA SEP 30 GOLD SINGLE	8% 31 Dec 2009	86/12/31-001/2/31	9/6/2000	30 335 16	30 315 23	19 93
100 000 00	FHLMC TBA SEP 30 GOLD SINGLE	8% 31 Dec 2009	86/12/31-001/2/31	9/6/2000	101 117 19	101 050 78	66 41
290 000 00	FHLMC TBA SEP 30 GOLD SINGLE	8% 31 Dec 2009	86/12/31-001/2/31	9/6/2000	293 330 47	293 047 27	283 20
1 700 000 00	FHLMC TBA SEP 30 GOLD SINGLE	8% 31 Dec 2009	86/12/31-001/2/31	9/6/2000	1 718 460 94	1 715 340 24	3 120 70
300 000 00	FHLMC TBA OCT 30 GOLD SINGLE	8% 01 Dec 2009	86/12/31-001/2/31	9/8/2000	302 908 25	303 080 63	(184 38)
130 000 00	FHLMC TBA OCT 30 GOLD SINGLE	8% 01 Dec 2009	86/12/31-001/2/31	10/12/2000	131 731 64	131 281 25	450 39
1 400 000 00	FHLMC TBA OCT 30 GOLD SINGLE	8% 01 Dec 2009	86/12/31-001/2/31	10/12/2000	1 419 523 44	1 413 562 50	5 960 94
240 000 00	FHLMC TBA OCT 30 GOLD SINGLE	8% 01 Dec 2009	86/12/31-001/2/31	10/12/2000	243 337 50	242 325 00	1 012 50
290 000 00	FHLMC TBA OCT 30 GOLD SINGLE	8% 01 Dec 2009	86/12/31-001/2/31	10/12/2000	294 044 14	292 800 00	1 244 14
240 000 00	FHLMC TBA NOV 30 GOLD SINGLE	8% 01 Dec 2009	86/12/31-001/2/31	11/3/2000	243 383 75	243 150 00	233 75
290 000 00	FHLMC TBA NOV 30 GOLD SINGLE	8% 01 Dec 2009	86/12/31-001/2/31	11/3/2000	294 282 03	293 808 25	473 78
130 000 00	FHLMC TBA NOV 30 GOLD SINGLE	8% 01 Dec 2009	86/12/31-001/2/31	11/3/2000	131 960 16	131 708 25	251 91
1 400 000 00	FHLMC TBA NOV 30 GOLD SINGLE	8% 01 Dec 2009	86/12/31-001/2/31	11/8/2000	1 418 921 88	1 418 293 75	628 13
290 000 00	FHLMC TBA DEC 30 GOLD SINGLE	8% 01 Dec 2009	86/12/31-001/2/31	11/30/2000	295 788 87	294 028 13	1 760 74
240 000 00	FHLMC TBA DEC 30 GOLD SINGLE	8% 01 Dec 2009	86/12/31-001/2/31	11/30/2000	244 715 83	243 231 25	1 484 58
1 400 000 00	FHLMC TBA DEC 30 GOLD SINGLE	8% 01 Dec 2009	86/12/31-001/2/31	11/30/2000	1 427 645 31	1 417 581 25	10 064 06
130 000 00	FHLMC TBA DEC 30 GOLD SINGLE	8% 01 Dec 2009	86/12/31-001/2/31	12/1/2000	132 603 13	131 675 00	928 13
99 891 00	FED HM LN PC C00872	8% 01 Apr 2030	86/12/31-001/2/31	4/11/2000	100 381 59	100 311 28	70 31
189 880 54	FED HM LN PC C37415	8% 01 Apr 20					

THE ROCKEFELLER FOUNDATION
EMPLOYEE ID NO 13 165629
GAIN AND LOSSES FOR TAX ON INVESTMENT INCOME
FORM 990 PF 2000 PART IV

Par	Security Name	Security Description	Date Bought	Date Sold	Proceeds	Cost	Realized
70 000 00	POLAND (REP OF)	6% 27 Oct 2014	05/12/21-00/12/21	04/2000	82,387 50	82 108 57	278 83
110 000 00	KOREA REP	8 875% 15 Apr 2008	05/12/21-00/12/21	2/2/2000	113 734 50	115 865 30	(1 890 80)
190 000 00	KOREA REP	8 875% 15 Apr 2008	05/12/21-00/12/21	3/27/2000	198 064 20	199 355 50	(1 391 30)
1 000 000 00	MEXICO UNITED MEXICAN STS	11 5% 15 May 2028	05/12/21-00/12/21	11/22/2000	1 000 000 00	1 167 446 17	22 553 83
60 000 00	TENNESSEE VALLEY AUTH	7 125% 01 May 2030	05/12/21-00/12/21	6/27/2000	58 580 60	58 102 40	478 20
180 000 00	UNITED STATES TREAS B0	0% 15 Nov 2027	05/12/21-00/12/21	5/9/2000	32 034 60	34 560 95	(1 846 35)
330 000 00	UNITED STATES TREAS B0S	8% 15 Nov 2021	05/12/21-00/12/21	2/14/2000	386 185 80	368 770 98	(2 585 18)
250 000 00	UNITED STATES TREAS B0S	8% 15 Nov 2021	05/12/21-00/12/21	2/18/2000	303 303 00	305 477 52	(2 174 52)
250 000 00	UNITED STATES TREAS B0S	8% 15 Nov 2021	05/12/21-00/12/21	2/17/2000	304 571 80	305 468 53	(886 73)
100 000 00	UNITED STATES TREAS B0S	8% 15 Nov 2021	05/12/21-00/12/21	2/22/2000	119 218 75	117 486 17	1 732 58
140 000 00	UNITED STATES TREAS B0S	8% 15 Nov 2021	05/12/21-00/12/21	2/23/2000	166 250 00	164 479 42	1 770 58
1 850 000 00	UNITED STATES TREAS B0S	8% 15 Nov 2021	05/12/21-00/12/21	2/26/2000	2 173 533 20	2 165 494 58	8 038 62
2 020 000 00	UNITED STATES TREAS B0S	8% 15 Nov 2021	05/12/21-00/12/21	5/2/2000	2 239 051 80	2 418 278 82	(10 225 02)
10 000 00	UNITED STATES TREAS B0S	8% 15 Nov 2021	05/12/21-00/12/21	6/29/2000	2 441 980 83	2 418 036 21	23 944 42
10 000 00	UNITED STATES TREAS B0S	8% 15 Nov 2021	05/12/21-00/12/21	8/18/2000	12 415 82	12 153 98	261 84
10 000 00	UNITED STATES TREAS B0S	8% 15 Nov 2021	05/12/21-00/12/21	8/18/2000	12 423 44	12 153 98	269 46
10 000 00	UNITED STATES TREAS B0S	8% 15 Nov 2021	05/12/21-00/12/21	11/8/2000	12 258 37	12 143 55	115 82
1 000 000 00	UNITED STATES TREAS B0S	6 25% 15 Aug 2023	05/12/21-00/12/21	8/2/2000	1 027 578 13	1 008 782 87	18 795 26
1 000 000 00	UNITED STATES TREAS B0S	6 25% 15 Aug 2023	05/12/21-00/12/21	11/7/2000	1 016 953 13	1 008 811 97	8 141 16
2 000 000 00	UNITED STATES TREAS B0S	6 25% 15 Aug 2023	05/12/21-00/12/21	11/22/2000	2 097 265 83	2 080 975 27	16 340 36
3 000 000 00	UNITED STATES TREAS B0S	5 5% 15 Aug 2028	05/12/21-00/12/21	1/5/2000	2 542 031 25	2 664 278 85	(122 245 60)
1 950 000 00	UNITED STATES TREAS B0S	5 25% 15 Nov 2028	05/12/21-00/12/21	1/5/2000	1 594 125 00	1 666 301 95	(72 176 95)
1 000 000 00	UNITED STATES TREAS B0S	5 25% 15 Nov 2028	05/12/21-00/12/21	5/1/2000	877 031 25	896 559 50	(19 528 25)
5 000 000 00	UNITED STATES TREAS B0S	5 25% 15 Nov 2028	05/12/21-00/12/21	5/31/2000	4 342 968 75	4 301 348 46	41 620 29
1 000 000 00	UNITED STATES TREAS B0S	5 25% 15 Nov 2028	05/12/21-00/12/21	9/13/2000	911 601 56	888 427 45	23 178 11
400 000 00	UNITED STATES TREAS B0S	5 25% 15 Feb 2029	05/12/21-00/12/21	1/5/2000	328 053 75	342 277 13	(14 183 38)
3 000 000 00	UNITED STATES TREAS B0S	5 25% 15 Feb 2029	05/12/21-00/12/21	3/16/2000	2 624 062 50	2 562 731 87	61 330 63
2 500 000 00	UNITED STATES TREAS B0S	5 25% 15 Feb 2029	05/12/21-00/12/21	6/29/2000	2 217 968 75	2 161 711 00	56 257 75
1 500 000 00	UNITED STATES TREAS B0S	5 25% 15 Feb 2029	05/12/21-00/12/21	11/7/2000	1 346 015 63	1 380 944 51	(34 928 88)
266 178 00	UNITED STATES TREAS B0S	3 875% 15 Apr 2028	05/12/21-00/12/21	2/2/2000	252 702 36	260 818 27	(8 613 91)
552 830 40	UNITED STATES TREAS B0S	3 875% 15 Apr 2029	05/12/21-00/12/21	2/3/2000	527 953 03	541 830 73	(13 877 70)
123 265 20	UNITED STATES TREAS B0S	3 875% 15 Apr 2029	05/12/21-00/12/21	4/4/2000	122 918 51	120 738 45	2 180 06
206 754 00	UNITED STATES TREAS B0S	3 875% 15 Apr 2029	05/12/21-00/12/21	4/25/2000	206 254 00	202 015 35	4 238 65
206 334 00	UNITED STATES TREAS B0S	3 875% 15 Apr 2029	05/12/21-00/12/21	4/27/2000	206 334 00	202 094 14	4 239 86
123 972 00	UNITED STATES TREAS B0S	3 875% 15 Apr 2029	05/12/21-00/12/21	5/2/2000	124 340 73	121 425 33	2 915 40
517 240 00	UNITED STATES TREAS B0S	3 875% 15 Apr 2029	05/12/21-00/12/21	5/5/2000	514 168 80	506 527 57	7 641 22
197 873 60	UNITED STATES TREAS B0S	3 875% 15 Apr 2029	05/12/21-00/12/21	8/29/2000	196 636 80	194 174 22	2 462 57
1 114 490 60	UNITED STATES TREAS B0S	3 875% 15 Apr 2029	05/12/21-00/12/21	7/7/2000	1 118 669 94	1 089 238 05	29 430 89
281 275 20	UNITED STATES TREAS B0S	3 875% 15 Apr 2029	05/12/21-00/12/21	7/17/2000	281 275 20	274 643 05	6 632 15
270 893 60	UNITED STATES TREAS B0S	3 875% 15 Apr 2029	05/12/21-00/12/21	7/20/2000	271 560 81	264 190 76	7 370 05
126 061 20	UNITED STATES TREAS B0S	3 875% 15 Apr 2029	05/12/21-00/12/21	10/27/2000	126 809 60	122 962 29	3 847 30
240 000 00	UNITED STATES TREAS B0S	6 125% 15 Aug 2029	05/12/21-00/12/21	3/3/2000	240 750 00	233 100 00	7 650 00
70 000 00	UNITED STATES TREAS B0S	6 125% 15 Aug 2029	05/12/21-00/12/21	2/10/2000	19 384 38	19 425 00	(40 62)
180 000 00	UNITED STATES TREAS B0S	6 125% 15 Aug 2029	05/12/21-00/12/21	6/28/2000	180 421 88	184 974 22	(4 552 34)
1 720 000 00	UNITED STATES TREAS B0S	6 125% 15 Aug 2029	05/12/21-00/12/21	8/30/2000	1 784 788 75	1 736 849 71	47 939 04
2 000 000 00	UNITED STATES TREAS B0S	6 125% 15 Aug 2029	05/12/21-00/12/21	9/15/2000	2 028 843 75	2 085 214 85	(56 370 80)
150 000 00	UNITED STATES TREAS B0S	6 125% 15 Aug 2029	05/12/21-00/12/21	12/15/2000	163 289 08	152 249 75	11 039 31
290 000 00	UNITED STATES TREAS B0S	6 25% 15 May 2030	05/12/21-00/12/21	2/18/2000	292 356 25	290 585 77	1 760 48
2 110 000 00	UNITED STATES TREAS B0S	6 25% 15 May 2030	05/12/21-00/12/21	2/28/2000	2 126 813 98	2 110 079 33	16 734 63
230 000 00	UNITED STATES TREAS B0S	6 25% 15 May 2030	05/12/21-00/12/21	3/9/2000	232 803 13	234 187 41	(1 384 28)
250 000 00	UNITED STATES TREAS B0S	6 25% 15 May 2030	05/12/21-00/12/21	3/10/2000	252 500 00	254 529 54	(2 029 54)
390 000 00	UNITED STATES TREAS B0S	6 25% 15 May 2030	05/12/21-00/12/21	3/13/2000	393 778 13	397 065 69	(3 287 56)
270 000 00	UNITED STATES TREAS B0S	6 25% 15 May 2030	05/12/21-00/12/21	3/15/2000	275 231 25	274 891 04	340 21
180 000 00	UNITED STATES TREAS B0S	6 25% 15 May 2030	05/12/21-00/12/21	3/22/2000	186 634 37	183 259 38	3 374 99
160 000 00	UNITED STATES TREAS B0S	6 25% 15 May 2030	05/12/21-00/12/21	3/23/2000	167 600 00	162 806 74	4 793 26
120 000 00	UNITED STATES TREAS B0S	6 25% 15 May 2030	05/12/21-00/12/21	3/31/2000	126 787 50	122 171 58	4 615 92
80 000 00	UNITED STATES TREAS B0S	6 25% 15 May 2030	05/12/21-00/12/21	8/14/2000	86 012 50	80 284 00	(5 725 50)
370 000 00	UNITED STATES TREAS B0S	6 25% 15 May 2030	05/12/21-00/12/21	8/14/2000	398 212 50	399 082 00	(869 50)
180 000 00	UNITED STATES TREAS B0S	6 25% 15 May 2030	05/12/21-00/12/21	8/14/2000	193 162 50	194 148 00	(985 50)
1 090 000 00	UNITED STATES TREAS B0S	6 25% 15 May 2030	05/12/21-00/12/21	11/22/2000	1 178 945 70	1 173 477 96	5 467 74
1 402 538 40	UNITED STATES TREAS NTS	3 625% 15 Jan 2008	05/12/21-00/12/21	11/7/2000	1 377 117 39	1 271 100 74	106 016 65
280 000 00	UNITED STATES TREAS NTS	4 75% 15 Nov 2008	05/12/21-00/12/21	4/12/2000	252 809 38	255 694 07	(2 884 69)
410 000 00	UNITED STATES TREAS NTS	4 75% 15 Nov 2008	05/12/21-00/12/21	5/17/2000	360 072 66	374 123 04	(14 050 38)
270 000 00	UNITED STATES TREAS NTS	0% 15 Aug 2009	05/12/21-00/12/21	1/5/2000	260 033 20	260 087 00	(54 80)
5 000 000 00	UNITED STATES TREAS NTS	5 875% 15 Nov 2004	05/12/21-00/12/21	1/5/2000	4 888 871 88	5 003 116 45	(114 244 57)
210 000 00	UNITED STATES TREAS NTS	5 875% 15 Nov 2004	05/12/21-00/12/21	4/11/2000	208 851 83	208 191 15	660 78
10 000 00	UNITED STATES TREAS NTS	5 875% 15 Nov 2004	05/12/21-00/12/21	4/12/2000	9 884 05	9 813 82	(70 23)
1 000 000 00	UNITED STATES TREAS NTS	5 875% 15 Nov 2004	05/12/21-00/12/21	6/29/2000	985 038 06	968 074 29	16 963 77
90 029 70	UNITED STATES TREAS NTS	4 25% 15 Jan 2010	05/12/21-00/12/21	7/28/2000	89 544 38	89 394 30	150 08
20 000 00	UNITED STATES TREAS NTS	6 5% 15 Feb 2010	05/12/21-00/12/21	2/23/2000	20 075 00	19 931 28	143 72
240 000 00	UNITED STATES TREAS NTS	0 5% 15 Feb 2010	05/12/21-00/12/21	2/28/2000	240 975 00	239 176 70	1 798 30
1 710 000 00	UNITED STATES TREAS NTS	0 5% 15 Feb 2010	05/12/21-00/12/21	4/7/2000	1 802 246 48	1 787 250 38	14 997 10
400 000 00	UNITED STATES TREAS NTS	0 5% 15 Feb 2010	05/12/21-00/12/21	4/7/2000	421 000 00	418 187 50	2 812 50
160 000 00	UNITED STATES TREAS NTS	0 5% 15 Feb 2010	05/12/21-00/12/21	4/10/2000	167 587 50	167 200 00	387 50
290 000 00	UNITED STATES TREAS NTS	6 5% 15 Feb 2010	05/12/21-00/12/21	4/11/2000	306 641 02	303 050 00	3 591 02
200 000 00	UNITED STATES TREAS NTS	6 5% 15 Feb 2010	05/12/21-00/12/21	4/26/2000	205 750 00	201 502 50	4 247 50
610 000 00	UNITED STATES TREAS NTS	6 5% 15 Feb 2010	05/12/21-00/12/21	4/27/2000	622 010 00	625 550 53	(3 540 53)
1 330 000 00	UNITED STATES TREAS NTS	6 5% 15 Feb 2010	05/12/21-00/12/21	5/6/2000	1 327 610 16	1 327 490 58	119 58
780 000 00	UNITED STATES TREAS NTS	6 5% 15 Feb 2010	05/12/21-00/12/21	5/8/2000	787 468 53	788 271 87	(802 34)
300 000 00	UNITED STATES TREAS NTS	6 5% 15 Feb 2010	05/12/21-00/12/21	5/12/2000	301 875 00	300 459 00	1 416 00
410 000 00	UNITED STATES TREAS NTS	6 5% 15 Feb 2010	05/12/21-00/12/21	8/22/2000	420 908 84	415 982 45	4 926 39
80 000 00	UNITED STATES TREAS NTS	6 5% 15 Feb 2010	05/12/21-00/12/21	8/18/2000	82 401 80	82 345 28	56 52
90 000 00	UNITED STATES TREAS NTS	6 5% 15 Feb 2010	05/12/21-00/12/21	8/7/2000	93 958 59	94 208 41	(247 82)
240 000 00	UNITED STATES TREAS NTS	6 5% 15 Feb 2010	05/12/21-00/12/21	8/24/2000	250 040 82	251 159 89	(1 119 07)
1 670 000 00	UNITED STATES TREAS NTS	6 5% 15 Feb 2010	05/12/21-00/12/21	11/7/2000	1 733 864 45	1 747 020 48	(13 156 03)
110 000 00	UNITED STATES TREAS NTS	6 75% 15 May 2005	05/12/21-00/12/21	8/17/2000	112 778 40	111 868 88	909 52
230 000 00	UNITED STATES TREAS NTS	5 75% 15 Aug 2010	05/12/21-00/12/21	10/18/2000	231 644 14	230 141 86	1 502 28
70 000 00	UNITED STATES TREAS NTS	5 75% 15 Aug 2010	05/12/21-00/12/21	10/26/2000	20 140 82	20 012 31	128 51
150 000 00	UNITED STATES TREAS NTS	5 75% 15 Aug 2010	05/12/21-00/12/21	11/8/2000	148 529 30	150 081 94	(1 562 64)
100 000 00	GABIA TBA JAN 30 SINGLE FAM	6% 15 Dec 2009	05/12/21-00/12/21	12/19/2000	86 562 50	85 031 24	1 531 26
8 100 000 00	GABIA TBA MAR 30 SINGLE FAM	6% 31 Dec 2009	05/12/21-00/12/21	2/17/2000	7 227 351 56	7 234 312 50	(6 960 94)
8 100 000 00	GABIA TBA APR 30 SINGLE FAM	6% 31 Dec 2009	05/12/21-00/12/21	4/5/2000	7 500 093 75	7 221 856 25	278 237 50
8 100 000 00	GABIA TBA MAY 30 SINGLE FAM	6% 31 Dec 2009	05/12/21-00/12/21	5/3/2000	7 330 500 00	7 495 031 25	(164 531 25)
8 100 000 00	GABIA TBA JUN 30 SINGLE FAM	6% 31 Dec 2009	05/12/21-00/12/21	5/26/2000	7 308 351 56	7 327 968 75	(19 617

THE ROCKEFELLER FOUNDATION
EMPLOYEE ID NO 13 165629
GAIN AND LOSSES FOR TAX ON INVESTMENT INCOME
FORM 990 PF 2000 PART IV

Par	Security Name	Security Description	Date Bought	Date Sold	Proceeds	Cost	Realized
2 100 000 00	GNMA 1 TBA SEP 30 SINGLE FAM	7% 31 Dec 2009	06/12/21-00/12/21	8/14/2000	2 059 886 72	2 055 375 00	4 511 72
5 000 000 00	GNMA 1 TBA SEP 30 SINGLE FAM	7% 31 Dec 2009	06/12/21-00/12/21	9/14/2000	4 908 054 69	4 895 067 50	10 992 18
2 100 000 00	GNMA 1 TBA OCT 30 SINGLE FAM	7% 15 Dec 2009	06/12/21-00/12/21	10/16/2000	2 069 894 53	2 058 317 50	10 582 03
5 000 000 00	GNMA 1 TBA OCT 30 SINGLE FAM	7% 15 Dec 2009	06/12/21-00/12/21	10/16/2000	4 842 187 50	4 802 468 75	39 718 75
2 100 000 00	GNMA 1 TBA NOV 30 SINGLE FAM	7% 15 Dec 2009	06/12/21-00/12/21	11/14/2000	2 073 503 81	2 069 156 75	4 347 06
5 000 000 00	GNMA 1 TBA NOV 30 SINGLE FAM	7% 15 Dec 2009	06/12/21-00/12/21	11/14/2000	4 833 789 08	4 840 875 00	16 835 94
2 100 000 00	GNMA 1 TBA DEC 30 SINGLE FAM	7% 15 Dec 2009	06/12/21-00/12/21	11/29/2000	2 084 824 22	2 072 437 50	12 386 72
5 000 000 00	GNMA 1 TBA DEC 30 SINGLE FAM	7% 15 Dec 2009	06/12/21-00/12/21	12/13/2000	5 008 388 44	4 931 250 00	77 148 44
20 000 000 00	GNMA 1 TBA JAN 30 SINGLE FAM	7% 15 Dec 2009	06/12/21-00/12/21	12/22/1999	13 850 750 00	13 742 546 88	3 125 00
13 600 000 00	GNMA 1 TBA JAN 30 SINGLE FAM	7% 15 Dec 2009	06/12/21-00/12/21	12/20/2000	11 710 234 38	11 710 234 37	108 203 12
11 500 000 00	GNMA 1 TBA JAN 30 SINGLE FAM	7% 15 Dec 2009	06/12/21-00/12/21	12/20/2000	10 700 781 25	10 725 000 00	0 01
20 000 000 00	GNMA 1 TBA MAR 30 SINGLE FAM	7% 31 Dec 2009	06/12/21-00/12/21	3/16/2000	688 071 09	682 007 50	6 068 59
700 000 00	GNMA 1 TBA MAR 30 SINGLE FAM	7% 31 Dec 2009	06/12/21-00/12/21	3/16/2000	795 207 03	792 312 50	7 894 53
300 000 00	GNMA 1 TBA MAR 30 SINGLE FAM	7% 31 Dec 2009	06/12/21-00/12/21	3/16/2000	885 128 91	878 937 50	8 191 41
3 800 000 00	GNMA 1 TBA MAR 30 SINGLE FAM	7% 31 Dec 2009	06/12/21-00/12/21	3/16/2000	3 737 210 94	3 717 898 44	19 312 50
300 000 00	GNMA 1 TBA APR 30 SINGLE FAM	7% 31 Dec 2009	06/12/21-00/12/21	4/17/2000	799 402 34	794 843 75	4 558 59
700 000 00	GNMA 1 TBA APR 30 SINGLE FAM	7% 31 Dec 2009	06/12/21-00/12/21	4/17/2000	698 386 72	687 966 75	10 417 97
700 000 00	GNMA 1 TBA MAY 30 SINGLE FAM	7% 31 Dec 2009	06/12/21-00/12/21	5/3/2000	686 437 50	687 593 75	11 150 25
4 700 000 00	GNMA 1 TBA MAY 30 SINGLE FAM	7% 31 Dec 2009	06/12/21-00/12/21	5/3/2000	4 610 406 75	4 683 843 75	73 437 50
30 000 000 00	GNMA 1 TBA MAY 30 SINGLE FAM	7% 31 Dec 2009	06/12/21-00/12/21	5/10/2000	29 201 953 13	29 896 875 00	694 921 87
300 000 00	GNMA 1 TBA MAY 30 SINGLE FAM	7% 31 Dec 2009	06/12/21-00/12/21	5/15/2000	290 695 31	290 968 75	18 273 44
5 700 000 00	GNMA 1 TBA MAY 30 SINGLE FAM	7% 31 Dec 2009	06/12/21-00/12/21	5/15/2000	5 523 433 59	5 609 006 25	146 472 66
14 900 000 00	GNMA 1 TBA JUN 30 SINGLE FAM	7% 31 Dec 2009	06/12/21-00/12/21	6/12/2000	14 770 207 03	14 465 312 50	304 894 53
5 700 000 00	GNMA 1 TBA JUN 30 SINGLE FAM	7% 31 Dec 2009	06/12/21-00/12/21	6/12/2000	5 648 788 06	5 543 250 00	105 539 06
4 100 000 00	GNMA 1 TBA JUN 30 SINGLE FAM	7% 31 Dec 2009	06/12/21-00/12/21	6/14/2000	4 078 338 84	4 087 250 00	92 089 84
4 100 000 00	GNMA 1 TBA JUL 30 SINGLE FAM	7% 31 Dec 2009	06/12/21-00/12/21	7/17/2000	4 050 875 00	4 050 281 25	58 406 25
5 700 000 00	GNMA 1 TBA JUL 30 SINGLE FAM	7% 31 Dec 2009	06/12/21-00/12/21	7/17/2000	5 637 656 25	5 643 000 00	15 343 75
14 900 000 00	GNMA 1 TBA JUL 30 SINGLE FAM	7% 31 Dec 2009	06/12/21-00/12/21	7/17/2000	14 732 375 00	14 771 031 25	38 656 25
5 700 000 00	GNMA 1 TBA AUG 30 SINGLE FAM	7% 31 Dec 2009	06/12/21-00/12/21	8/16/2000	5 690 648 44	5 632 312 50	58 335 94
19 000 000 00	GNMA 1 TBA AUG 30 SINGLE FAM	7% 31 Dec 2009	06/12/21-00/12/21	8/16/2000	18 982 890 63	18 776 156 25	186 734 38
5 700 000 00	GNMA 1 TBA SEP 30 SINGLE FAM	7% 15 Dec 2009	06/12/21-00/12/21	9/14/2000	5 593 988 28	5 687 531 25	6 457 03
19 000 000 00	GNMA 1 TBA SEP 30 SINGLE FAM	7% 15 Dec 2009	06/12/21-00/12/21	9/14/2000	18 982 148 44	18 852 500 00	9 648 44
2 000 000 00	GNMA 1 TBA OCT 30 SINGLE FAM	7% 15 Dec 2009	06/12/21-00/12/21	10/18/2000	2 007 187 50	2 005 312 50	1 875 00
5 700 000 00	GNMA 1 TBA OCT 30 SINGLE FAM	7% 15 Dec 2009	06/12/21-00/12/21	10/18/2000	5 720 484 36	5 689 312 50	31 171 88
19 000 000 00	GNMA 1 TBA OCT 30 SINGLE FAM	7% 15 Dec 2009	06/12/21-00/12/21	10/18/2000	19 088 281 25	18 948 562 50	121 718 75
300 000 00	GNMA 1 TBA NOV 30 SINGLE FAM	7% 15 Dec 2009	06/12/21-00/12/21	11/10/2000	301 160 16	307 531 25	11 371 09
5 700 000 00	GNMA 1 TBA NOV 30 SINGLE FAM	7% 15 Dec 2009	06/12/21-00/12/21	11/10/2000	5 772 042 97	5 717 812 50	4 230 47
19 000 000 00	GNMA 1 TBA NOV 30 SINGLE FAM	7% 15 Dec 2009	06/12/21-00/12/21	11/14/2000	19 09 226 56	18 658 375 00	37 851 56
2 000 000 00	GNMA 1 TBA NOV 30 SINGLE FAM	7% 15 Dec 2009	06/12/21-00/12/21	11/15/2000	2 013 828 12	2 006 250 00	7 578 12
19 000 000 00	GNMA 1 TBA DEC 30 SINGLE FAM	7% 15 Dec 2009	06/12/21-00/12/21	11/29/2000	19 169 980 94	19 086 875 00	83 085 94
6 000 000 00	GNMA 1 TBA DEC 30 SINGLE FAM	7% 15 Dec 2009	06/12/21-00/12/21	11/29/2000	6 053 871 88	6 071 250 00	32 421 88
2 000 000 00	GNMA 1 TBA DEC 30 SINGLE FAM	7% 15 Dec 2009	06/12/21-00/12/21	12/15/2000	2 032 421 88	2 006 250 00	26 171 88
7 000 000 00	GNMA 1 TBA JAN 30 SINGLE FAM	8% 15 Dec 2009	06/12/21-00/12/21	12/13/2000	7 187 343 75	7 181 875 00	5 468 75
3 000 000 00	GNMA 1 TBA JAN 30 SINGLE FAM	8% 15 Dec 2009	06/12/21-00/12/21	7/17/2000	3 018 087 50	3 023 531 25	13 843 75
2 000 000 00	GNMA 1 TBA JUL 30 SINGLE FAM	8% 31 Dec 2009	06/12/21-00/12/21	7/18/2000	2 012 421 88	2 014 140 83	11 718 15
2 200 000 00	GNMA 1 TBA JUL 30 SINGLE FAM	8% 31 Dec 2009	06/12/21-00/12/21	7/18/2000	2 213 064 06	2 214 539 00	1875 00
-3 000 000 00	GNMA 1 TBA AUG 30 SINGLE FAM	8% 31 Dec 2009	06/12/21-00/12/21	8/16/2000	3 038 960 94	3 015 937 50	24 023 44
4 200 000 00	GNMA 1 TBA AUG 30 SINGLE FAM	8% 31 Dec 2009	06/12/21-00/12/21	8/16/2000	4 254 632 81	4 223 250 00	31 382 81
3 000 000 00	GNMA 1 TBA SEP 30 SINGLE FAM	8% 31 Dec 2009	06/12/21-00/12/21	9/14/2000	3 041 718 75	3 037 500 00	4 218 75
4 200 000 00	GNMA 1 TBA SEP 30 SINGLE FAM	8% 31 Dec 2009	06/12/21-00/12/21	9/14/2000	4 259 718 75	4 251 187 50	8 531 25
2 000 000 00	GNMA 1 TBA OCT 30 SINGLE FAM	8% 15 Dec 2009	06/12/21-00/12/21	10/18/2000	2 036 322 18	2 034 375 00	1 953 13
3 000 000 00	GNMA 1 TBA OCT 30 SINGLE FAM	8% 15 Dec 2009	06/12/21-00/12/21	10/18/2000	3 054 492 18	3 039 375 00	15 117 19
4 200 000 00	GNMA 1 TBA OCT 30 SINGLE FAM	8% 15 Dec 2009	06/12/21-00/12/21	10/18/2000	4 278 289 06	4 254 187 50	22 101 56
5 000 000 00	GNMA 1 TBA NOV 30 SINGLE FAM	8% 15 Dec 2009	06/12/21-00/12/21	10/18/2000	5 100 000 00	5 087 500 00	12 500 00
3 100 000 00	GNMA 1 TBA JUL 30 SINGLE FAM	8% 31 Dec 2009	06/12/21-00/12/21	7/19/2000	3 167 000 00	3 163 91 50	11 93 50
2 000 000 00	GNMA 1 TBA JUL 30 SINGLE FAM	8% 31 Dec 2009	06/12/21-00/12/21	7/19/2000	2 040 000 00	2 041 250 00	11 250 00
2 000 000 00	GNMA 1 TBA JUL 30 SINGLE FAM	8% 31 Dec 2009	06/12/21-00/12/21	7/19/2000	2 038 921 88	2 039 375 00	548 88
6 000 000 00	GNMA 1 TBA JUL 30 SINGLE FAM	8% 31 Dec 2009	06/12/21-00/12/21	7/19/2000	6 118 125 00	6 128 375 00	11 750 00
5 100 000 00	GNMA 1 TBA AUG 30 SINGLE FAM	8% 31 Dec 2009	06/12/21-00/12/21	8/16/2000	5 219 132 81	5 187 218 75	21 914 06
2 000 000 00	GNMA 1 TBA AUG 30 SINGLE FAM	8% 31 Dec 2009	06/12/21-00/12/21	8/16/2000	2 048 515 63	2 038 125 00	10 380 63
6 000 000 00	GNMA 1 TBA AUG 30 SINGLE FAM	8% 31 Dec 2009	06/12/21-00/12/21	8/16/2000	6 143 789 00	6 112 500 00	31 289 00
5 100 000 00	GNMA 1 TBA SEP 30 SINGLE FAM	8% 31 Dec 2009	06/12/21-00/12/21	9/15/2000	5 228 296 88	5 218 312 50	8 984 38
1 200 000 00	GNMA 1 TBA SEP 30 SINGLE FAM	8% 31 Dec 2009	06/12/21-00/12/21	9/18/2000	1 232 625 00	1 227 750 00	4 875 00
2 000 000 00	GNMA 1 TBA SEP 30 SINGLE FAM	8% 31 Dec 2009	06/12/21-00/12/21	9/18/2000	2 053 437 50	2 046 250 00	7 187 50
6 000 000 00	GNMA 1 TBA SEP 30 SINGLE FAM	8% 31 Dec 2009	06/12/21-00/12/21	9/18/2000	6 161 250 00	6 135 567 50	25 687 50
2 000 000 00	GNMA 1 TBA OCT 30 SINGLE FAM	8% 31 Dec 2009	06/12/21-00/12/21	10/17/2000	2 058 718 75	2 051 562 50	5 158 75
6 000 000 00	GNMA 1 TBA OCT 30 SINGLE FAM	8% 31 Dec 2009	06/12/21-00/12/21	10/17/2000	6 170 156 25	6 153 000 00	17 156 25
3 100 000 00	GNMA 1 TBA OCT 30 SINGLE FAM	8% 31 Dec 2009	06/12/21-00/12/21	10/17/2000	3 185 007 81	3 175 968 75	9 039 06
1 200 000 00	GNMA 1 TBA OCT 30 SINGLE FAM	8% 31 Dec 2009	06/12/21-00/12/21	10/18/2000	1 232 906 25	1 231 312 50	1 593 75
354 270 92	GNMA POOL	388122	7% 15 Jan 2030	06/12/21-00/12/21	349 178 28	350 811 24	11 632 96
326 183 36	GNMA POOL	384710	8% 15 Mar 2030	06/12/21-00/12/21	334 552 06	335 265 81	712 55
336 205 66	GNMA POOL	384710	8% 15 Mar 2030	06/12/21-00/12/21	344 820 93	345 556 38	735 45
349 115 85	GNMA POOL	384710	8% 15 Mar 2030	06/12/21-00/12/21	358 061 74	358 825 43	763 69
336 029 13	GNMA POOL	384710	8% 15 Mar 2030	06/12/21-00/12/21	344 638 88	345 374 84	735 06
255 908 47	GNMA POOL	384690	8% 15 Feb 2030	06/12/21-00/12/21	262 466 12	262 786 01	319 89
111 361 65	GNMA POOL	384692	8% 15 Feb 2030	06/12/21-00/12/21	114 215 29	114 354 49	139 20
153 521 74	GNMA POOL	384733	8% 15 Apr 2030	06/12/21-00/12/21	157 743 07	157 215 34	527 73
32 262 42	GNMA POOL	401609	7% 15 Aug 2024	06/12/21-00/12/21	31 924 67	31 929 71	5 04
315 312 43	GNMA POOL	415389	8% 15 Sep 2029	06/12/21-00/12/21	323 393 34	324 083 09	689 75
325 266 00	GNMA POOL	415389	8% 15 Sep 2029	06/12/21-00/12/21	333 800 94	334 312 46	511 52
327 807 77	GNMA POOL	415389	8% 15 Sep 2029	06/12/21-00/12/21	336 207 84	336 924 82	717 08
338 127 83	GNMA POOL	415389	8% 15 Sep 2029	06/12/21-00/12/21	346 782 15	347 531 80	739 65
318 847 85	GNMA POOL	415388	8% 15 Sep 2029	06/12/21-00/12/21	327 018 33	327 715 80	697 47
465 805 68	GNMA POOL	416883	6% 15 Dec 2029	06/12/21-00/12/21	428 585 16	429 506 18	8 024 98
328 829 47	GNMA POOL	434690	8% 15 Jan 2030	06/12/21-00/12/21	327 255 87	327 874 89	618 32
345 048 29	GNMA POOL	434690	8% 15 Jan 2030	06/12/21-00/12/21	353 888 10	354 642 89	754 78
351 770 55	GNMA POOL	434690	8% 15 Jan 2030	06/12/21-00/12/21	360 784 67	361 554 17	769 50
348 756 53	GNMA POOL	434690	8% 15 Jan 2030	06/12/21-00/12/21	357 693 42	358 456 37	762 90
334 770 07	GNMA POOL	434690	8% 15 Jan 2030	06/12/21-00/12/21	343 348 55	344 080 86	732 31
109 655 75	GNMA POOL	434188	6% 15 Jan 2028	06/12/21-00/12/21	102 322 52	102 391 06	68 54
373 523 29	GNMA POOL	434689	6% 15 Aug 2029	06/12/21-00/12/21	355 547 84	356 247 84	700 36
749 511 69	GNMA POOL	434503	6% 15 Aug 2029	06/12/21-00/12/21	699 680 87	706 414 77	6 733 90

THE ROCKEFELLER FOUNDATION
EMPLOYEE ID NO 13 165629
GAIN AND LOSSES FOR TAX ON INVESTMENT INCOME
FORM 990 PF 2000 PART IV

Par	Security Name	Security Description	Date Bought	Date Sold	Proceeds	Cost	Realized
333 147 60	GNMA POOL	465232	06/12/31-00/12/31	10/31/2000	341 670 38	342 408 12	(728 74)
338 836 88	GNMA POOL	465232	06/12/31-00/12/31	10/31/2000	347 822 12	348 363 54	(741 42)
322 977 11	GNMA POOL	465232	06/12/31-00/12/31	10/31/2000	331 252 40	331 859 81	(706 51)
46 837 01	GNMA POOL	465235	06/12/31-00/12/31	8/1/2000	43 808 85	43 003 48	805 37
80 973 04	GNMA POOL	465264	06/12/31-00/12/31	1/5/2000	75 431 45	75 317 08	(885 64)
008 618 26	GNMA POOL	465196	06/12/31-00/12/31	1/5/2000	846 434 70	856 372 71	(9 938 01)
617 831 82	GNMA POOL	466211	06/12/31-00/12/31	4/17/2000	618 576 65	607 781 86	8 784 79
270 145 17	GNMA POOL	466237	06/12/31-00/12/31	12/22/1999	287 317 09	267 359 30	(42 21)
350 451 72	GNMA POOL	466063	06/12/31-00/12/31	1/5/2000	320 487 68	330 300 74	(3 833 06)
249 999 51	GNMA POOL	466063	06/12/31-00/12/31	1/5/2000	232,690 17	235 624 54	(2 734 37)
709 999 52	GNMA POOL	466122	06/12/31-00/12/31	7/21/2000	285 562 04	286 124 54	(562 50)
75 348 92	GNMA POOL	467445	06/12/31-00/12/31	7/21/2000	23 447 75	23 463 58	(15 84)
526 286 87	GNMA POOL	467445	06/12/31-00/12/31	7/21/2000	486 815 17	487 144 10	(328 93)
54 865 01	GNMA POOL	467470	06/12/31-00/12/31	7/21/2000	50 750 13	50 784 42	(34 29)
499 196 78	GNMA POOL	468382	06/12/31-00/12/31	2/1/2000	475 718 81	475 484 81	234 00
632 047 47	GNMA POOL	468390	06/12/31-00/12/31	4/17/2000	630 763 82	631 058 80	(296 28)
297 634 53	GNMA POOL	470783	06/12/31-00/12/31	4/17/2000	297 029 96	297 787 87	4 231 89
41 447 80	GNMA POOL	470789	06/12/31-00/12/31	4/17/2000	41 363 41	40 774 08	589 33
184 754 57	GNMA POOL	470788	06/12/31-00/12/31	8/6/2000	182 064 72	182 950 33	(885 11)
238 739 80	GNMA POOL	470834	06/12/31-00/12/31	6/1/2000	224 807 09	220 181 12	4 625 87
500 500 86	GNMA POOL	470820	06/12/31-00/12/31	1/5/2000	465 782 06	471 250 81	(5 468 75)
253 671 58	GNMA POOL	470820	06/12/31-00/12/31	1/5/2000	236 803 10	239 273 97	(2 460 87)
40 843 18	GNMA POOL	470823	06/12/31-00/12/31	1/5/2000	43 984 28	43 984 68	(510 60)
28 700 78	GNMA POOL	470825	06/12/31-00/12/31	1/5/2000	26 736 58	27 050 50	(313 92)
28 832 48	GNMA POOL	470825	06/12/31-00/12/31	1/5/2000	26 852 41	27 268 86	(316 45)
37 854 49	GNMA POOL	470825	06/12/31-00/12/31	1/5/2000	35 358 86	35 772 11	(415 13)
43 397 75	GNMA POOL	470825	06/12/31-00/12/31	1/5/2000	40 423 06	40 897 67	(474 61)
52 839 36	GNMA POOL	470825	06/12/31-00/12/31	1/5/2000	49 223 17	49 801 08	(577 92)
26 841 42	GNMA POOL	471364	06/12/31-00/12/31	4/13/2000	26 770 11	26 402 59	36 52
453 798 78	GNMA POOL	472521	06/12/31-00/12/31	7/21/2000	419 763 87	420 067 50	(283 83)
28 170 04	GNMA POOL	472906	06/12/31-00/12/31	1/5/2000	26 297 17	26 556 07	(261 90)
73 103 24	GNMA POOL	474548	06/12/31-00/12/31	7/21/2000	21 370 50	21 364 94	(14 44)
525 172 80	GNMA POOL	474548	06/12/31-00/12/31	7/21/2000	485 784 83	485 113 17	(328 74)
288 407 73	GNMA POOL	474844	06/12/31-00/12/31	1/5/2000	267 361 42	269 834 57	(2 573 15)
201 822 82	GNMA POOL	476994	06/12/31-00/12/31	1/5/2000	188 498 20	190 312 35	(1 814 15)
28 167 94	GNMA POOL	476999	06/12/31-00/12/31	8/1/2000	26 517 17	25 871 51	645 86
814 768 65	GNMA POOL	477004	06/12/31-00/12/31	1/5/2000	852 184 17	862 189 45	(10 005 28)
326 534 12	GNMA POOL	477030	06/12/31-00/12/31	10/19/2000	333 064 80	332 248 47	816 33
37 713 50	GNMA POOL	4 5937	06/12/31-00/12/31	1/5/2000	35 544 87	35 544 87	(412 49)
458 970 47	GNMA POOL	478816	06/12/31-00/12/31	10/31/2000	470 680 31	471 253 08	(573 85)
370 982 74	GNMA POOL	478817	06/12/31-00/12/31	10/31/2000	380 480 17	381 300 70	(811 53)
1 000 069 38	GNMA POOL	478878	06/12/31-00/12/31	12/22/1999	989 629 50	989 785 86	(156 27)
234 476 15	GNMA POOL	478878	06/12/31-00/12/31	4/17/2000	233 949 87	230 816 73	3 133 24
359 125 77	GNMA POOL	478879	06/12/31-00/12/31	4/17/2000	358 395 30	353 289 08	5 106 32
129 220 31	GNMA POOL	478472	06/12/31-00/12/31	12/22/1999	127 867 53	127 867 73	(20 20)
112 181 13	GNMA POOL	478647	06/12/31-00/12/31	8/15/2000	104 688 35	104 758 47	(70 12)
57 746 47	GNMA POOL	478664	06/12/31-00/12/31	1/5/2000	48 238 65	48 320 03	(490 38)
31 785 21	GNMA POOL	478664	06/12/31-00/12/31	1/5/2000	29 618 23	29 698 99	(347 76)
131 190 01	GNMA POOL	478698	06/12/31-00/12/31	2/1/2000	125 019 98	124 958 48	61 50
834 082 93	GNMA POOL	478705	06/12/31-00/12/31	4/17/2000	832 284 85	823 778 08	8 015 87
486 286 18	GNMA POOL	478964	06/12/31-00/12/31	4/17/2000	485 298 42	485 526 37	(227 05)
931 679 89	GNMA POOL	478964	06/12/31-00/12/31	4/17/2000	929 737 32	930 174 02	(436 70)
482 057 54	GNMA POOL	478064	06/12/31-00/12/31	2/1/2000	480 743 44	480 017 08	726 38
585 422 00	GNMA POOL	479075	06/12/31-00/12/31	12/22/1999	579 293 36	579 384 84	(91 48)
926 283 00	GNMA POOL	479075	06/12/31-00/12/31	12/22/1999	916 595 87	916 740 60	(144 73)
37 483 87	GNMA POOL	479075	06/12/31-00/12/31	4/17/2000	37 417 71	36 884 58	533 12
38 841 38	GNMA POOL	479077	06/12/31-00/12/31	4/13/2000	38 819 97	38 287 02	532 95
515 217 41	GNMA POOL	479296	06/12/31-00/12/31	10/19/2000	525 521 78	524 233 71	1 288 05
999 900 00	GNMA POOL	479376	06/12/31-00/12/31	8/1/2000	1 023 061 75	1 013 178 92	8 881 83
999 900 00	GNMA POOL	479388	06/12/31-00/12/31	8/1/2000	1 023 061 75	1 013 178 92	8 881 83
825 890 00	GNMA POOL	479388	06/12/31-00/12/31	8/1/2000	845 020 87	836 858 85	8 162 12
82 445 13	GNMA POOL	482444	06/12/31-00/12/31	1/5/2000	76 863 42	77 730 30	(866 48)
380 587 32	GNMA POOL	481610	06/12/31-00/12/31	2/1/2000	367 897 58	362 514 18	5 383 40
25 695 67	GNMA POOL	481611	06/12/31-00/12/31	4/13/2000	25 569 17	25 237 87	351 30
415 784 17	GNMA POOL	481634	06/12/31-00/12/31	7/21/2000	396 229 32	396 034 47	194 90
58 705 81	GNMA POOL	482557	06/12/31-00/12/31	8/1/2000	55 275 19	54 137 76	1 137 43
922 043 02	GNMA POOL	483018	06/12/31-00/12/31	1/5/2000	860 741 57	869 313 68	(8 572 11)
31 857 12	GNMA POOL	485138	06/12/31-00/12/31	7/21/2000	29 560 34	29 560 31	(19 97)
510 520 04	GNMA POOL	485138	06/12/31-00/12/31	7/21/2000	472 231 04	472 550 11	(319 07)
728 278 33	GNMA POOL	485159	06/12/31-00/12/31	8/1/2000	685 672 49	671 563 08	14 109 43
999 900 00	GNMA POOL	486078	06/12/31-00/12/31	8/1/2000	1 023 061 75	1 013 178 92	8 881 83
999 900 00	GNMA POOL	486078	06/12/31-00/12/31	8/1/2000	1 023 061 75	1 013 178 92	8 881 83
999 900 00	GNMA POOL	486077	06/12/31-00/12/31	8/1/2000	1 023 061 75	1 013 178 92	8 881 83
29 885 07	GNMA POOL	486145	06/12/31-00/12/31	4/17/2000	29 824 16	29 497 81	326 35
23 008 88	GNMA POOL	486151	06/12/31-00/12/31	8/7/2000	24 197 87	24 508 70	(309 17)
102 049 89	GNMA POOL	487052	06/12/31-00/12/31	8/1/2000	100 567 92	99 243 52	1 329 40
105 342 80	GNMA POOL	487052	06/12/31-00/12/31	8/1/2000	103 828 50	102 445 87	1 382 63
106 840 78	GNMA POOL	487052	06/12/31-00/12/31	8/1/2000	105 447 93	104 028 81	1 404 12
112 805 89	GNMA POOL	487052	06/12/31-00/12/31	8/1/2000	111 184 31	109 703 73	1 480 58
113 804 30	GNMA POOL	487052	06/12/31-00/12/31	8/1/2000	111 971 14	110 480 09	1 491 05
126 220 10	GNMA POOL	487052	06/12/31-00/12/31	8/1/2000	124 405 68	122 748 04	1 656 65
135 124 86	GNMA POOL	487052	06/12/31-00/12/31	8/1/2000	132 182 24	131 408 73	1 773 51
130 680 18	GNMA POOL	487052	06/12/31-00/12/31	8/1/2000	128 781 92	127 067 00	1 714 92
106 581 50	GNMA POOL	487052	06/12/31-00/12/31	8/1/2000	107 030 50	105 605 24	1 425 26
316 655 38	GNMA POOL	487128	06/12/31-00/12/31	7/21/2000	301 608 72	302 200 83	(594 11)
529 876 18	GNMA POOL	487112	06/12/31-00/12/31	8/7/2000	524 413 78	523 711 37	702 42
54 744 87	GNMA POOL	487634	06/12/31-00/12/31	1/5/2000	51 105 19	51 614 15	(508 96)
54 282 72	GNMA POOL	487653	06/12/31-00/12/31	12/22/1999	53 773 95	53 722 43	(51 52)
24 728 08	GNMA POOL	488220	06/12/31-00/12/31	7/21/2000	22 874 40	22 880 85	(15 45)
521 782 20	GNMA POOL	488220	06/12/31-00/12/31	7/21/2000	482 830 04	482 856 14	(26 10)
354 316 82	GNMA POOL	489583	06/12/31-00/12/31	3/16/2000	330 884 85	328 736 08	2 148 76
717 041 87	GNMA POOL	489583	06/12/31-00/12/31	3/16/2000	253 117 20	252 238 43	878 77
719 523 52	GNMA POOL	489083	06/12/31-00/12/31	8/1/2000	708 180 37	705 133 05	4 047 32
502 651 42	GNMA POOL	489123	06/12/31-00/12/31	12/22/1999	497 389 29	497 467 83	(78 54)
788 585 88	GNMA POOL	489778	06/12/31-00/12/31	8/1/2000	755 864 77	751 352 18	4 512 61
893 119 16	GNMA POOL	490468	06/12/31-00/12/31	8/1/2000	880 280 57	884 558 38	(4 278 81)
76 982 94	GNMA POOL	491545	06/12/31-00/12/31	1/5/2000	25 136 30	25 421 42	(285 12)
857 816 65	GNMA POOL	491817	06/12/31-00/12/31	8/1/2000	845 288 41	834 032 18	11 256 22
500 097 86	GNMA POOL	492510	06/12/31-00/12/31	7/21/2000	416 340 61	416 821 82	(481 21)
890 401 83	GNMA POOL	492543	06/12/31-00/12/31	1/5/2000	829 864 95	828 203 72	(9 738 77)
833 884 87	GNMA POOL	492622	06/12/31-00/12/31	4/17/2000	832 697 14	823 682 67	9 014 47
434 535 63	GNMA POOL	493724	06/12/31-00/12/31	1/5/2000	405 645 80	404 549 83	(9 094 03)
913 429 34	GNMA POOL	493828	06/12/31-00/12/31	8/1/2000	880 047 05	842 348 43	37 697 62
348 778 04	GNMA POOL	494029	06/12/31-00/12/31	4/17/2000	348 089 58	343 110 40	4 958 18
894 757 64	GNMA POOL	494368	06/12/31-00/12/31	8/1/2000	881 894 91	870 151 22	11 743 69
211 584 57	GNMA POOL	494610	06/12/31-00/12/31	8/6/2000			

THE ROCKEFELLER FOUNDATION
EMPLOYEE ID NO. 13 165629
GAIN AND LOSSES FOR TAX ON INVESTMENT INCOME
FORM 990 PF 2000 PART IV

Pat	Security Name	Security Description	Date Bought	Date Sold	Proceeds	Cost	Realized
25 310 18	GNMA POOL 495621	8 5% 15 Jun 2029	8/1/2013-001/2021	1/5/2000	23 627 43	23 802 74	(235 31)
399 960 47	GNMA POOL 495623	7% 15 Jun 2029	8/1/2013-001/2021	2/1/2000	381 149 83	382 087 24	(937 41)
95 358 41	GNMA POOL 495672	8 5% 15 Aug 2029	8/1/2013-001/2021	10/31/2000	87 801 87	87 821 17	(119 20)
436 770 89	GNMA POOL 495690	7 5% 15 Aug 2029	8/1/2013-001/2021	12/22/1999	434 177 51	434 246 07	(68 56)
643 371 09	GNMA POOL 496879	8 5% 15 Apr 2029	8/1/2013-001/2021	3/16/2000	800 823 15	598 737 22	2 085 83
98 356 34	GNMA POOL 496149	8% 15 Feb 2029	8/1/2013-001/2021	8/15/2000	81 778 76	81 840 23	(61 47)
858 511 88	GNMA POOL 496233	8 5% 15 Jun 2029	8/1/2013-001/2021	1/5/2000	767 894 35	807 282 45	(9 368 10)
178 138 48	GNMA POOL 496577	8 5% 15 Mar 2029	8/1/2013-001/2021	3/16/2000	164 489 95	163 918 87	571 08
450 809 72	GNMA POOL 496558	8% 15 Feb 2029	8/1/2013-001/2021	7/7/2000	416 813 99	417 095 62	(281 63)
25 861 44	GNMA POOL 497038	8 5% 15 Aug 2029	8/1/2013-001/2021	6/1/2000	24 350 16	24 349 10	501 06
855 330 08	GNMA POOL 498649	8% 15 Apr 2029	8/1/2013-001/2021	8/15/2000	708 129 88	788 664 46	(534 58)
27 271 20	GNMA POOL 498118	7 5% 15 Aug 2029	8/1/2013-001/2021	4/17/2000	27 275 81	26 828 04	387 77
36 361 87	GNMA POOL 498128	7 5% 15 Sep 2029	8/1/2013-001/2021	4/13/2000	30 211 31	35 714 17	497 14
829 455 58	GNMA POOL 498128	7 5% 15 Sep 2029	8/1/2013-001/2021	4/13/2000	925 807 05	912 699 65	12 707 40
280 775 63	GNMA POOL 499435	7 5% 15 Apr 2029	8/1/2013-001/2021	12/23/1999	287 731 57	287 777 01	(45 44)
803 833 56	GNMA POOL 499435	7 5% 15 Apr 2029	8/1/2013-001/2021	6/6/2000	594 956 33	597 738 70	(2 782 37)
243 822 28	GNMA POOL 499690	8 5% 15 Mar 2029	8/1/2013-001/2021	6/1/2000	279 385 58	224 665 40	4 720 18
298 451 00	GNMA POOL 499736	7 5% 15 Apr 2030	8/1/2013-001/2021	4/17/2000	265 848 83	295 987 80	(138 97)
247 498 00	GNMA POOL 500008	7% 15 Feb 2030	8/1/2013-001/2021	2/1/2000	235 857 86	235 741 85	116 01
200 020 00	GNMA POOL 500008	7% 15 Feb 2030	8/1/2013-001/2021	2/1/2000	190 812 81	190 518 05	30 78
219 388 00	GNMA POOL 500008	7% 15 Feb 2030	8/1/2013-001/2021	2/1/2000	209 089 91	208 987 07	102 84
510 472 00	GNMA POOL 500195	7 5% 15 Jan 2030	8/1/2013-001/2021	12/22/1999	505 128 00	505 207 78	(79 78)
369 731 12	GNMA POOL 500214	8 5% 15 Feb 2030	8/1/2013-001/2021	10/31/2000	379 205 48	379 607 64	(482 16)
363 388 02	GNMA POOL 500214	8 5% 15 Feb 2030	8/1/2013-001/2021	10/31/2000	403 466 54	403 858 27	(491 73)
35 211 79	GNMA POOL 500214	8 5% 15 Feb 2030	8/1/2013-001/2021	10/31/2000	36 114 09	36 158 11	(44 02)
520 852 11	GNMA POOL 501373	8% 15 Mar 2029	8/1/2013-001/2021	7/7/2000	481 788 20	482 113 73	(325 53)
633 645 81	GNMA POOL 500860	7 5% 15 Dec 2029	8/1/2013-001/2021	4/17/2000	632 358 82	623 349 18	8 009 66
27 401 28	GNMA POOL 500954	7 5% 15 Aug 2029	8/1/2013-001/2021	4/17/2000	27 345 02	26 956 01	389 81
80 823 48	GNMA POOL 502771	8 5% 15 Mar 2029	8/1/2013-001/2021	3/16/2000	75 478 40	75 218 35	262 05
27 021 56	GNMA POOL 501348	8 5% 15 Mar 2029	8/1/2013-001/2021	6/1/2000	26 288 89	25 748 91	540 98
28 581 37	GNMA POOL 501833	7 5% 15 Apr 2029	8/1/2013-001/2021	4/17/2000	28 533 29	28 126 78	408 53
257 371 24	GNMA POOL 501947	8 5% 15 Jun 2029	8/1/2013-001/2021	3/16/2000	240 303 88	229 469 58	834 28
381 048 61	GNMA POOL 501947	8 5% 15 Jun 2029	8/1/2013-001/2021	3/16/2000	355 848 79	354 813 36	1 235 43
90 478 76	GNMA POOL 502043	8 5% 15 Jul 2029	8/1/2013-001/2021	1/5/2000	84 286 62	85 276 23	(989 61)
31 067 77	GNMA POOL 502075	7 5% 15 Aug 2029	8/1/2013-001/2021	4/17/2000	31 004 66	30 562 62	441 74
29 596 47	GNMA POOL 502077	7 5% 15 Aug 2029	8/1/2013-001/2021	4/17/2000	29 538 35	29 115 63	420 82
869 439 20	GNMA POOL 503124	6 5% 15 Sep 2029	8/1/2013-001/2021	6/1/2000	850 841 01	845 529 62	51 411 39
914 678 01	GNMA POOL 507354	1/5/2000	8/1/2013-001/2021	1/5/2000	853 864 35	867 367 98	(8 503 63)
24 850 31	GNMA POOL 502651	8 5% 15 Apr 2029	8/1/2013-001/2021	6/1/2000	27 398 12	27 916 65	481 47
28 918 11	GNMA POOL 502777	7 5% 15 Sep 2029	8/1/2013-001/2021	4/17/2000	28 859 37	28 448 19	411 18
33 003 35	GNMA POOL 502825	7 5% 15 Oct 2029	8/1/2013-001/2021	4/13/2000	32 806 70	32 415 48	451 22
32 142 98	GNMA POOL 502968	8% 15 Feb 2029	8/1/2013-001/2021	8/15/2000	29 993 47	30 013 51	(20 09)
191 987 35	GNMA POOL 502999	8% 15 Feb 2029	8/1/2013-001/2021	8/15/2000	739 023 20	738 518 18	(484 99)
148 699 52	GNMA POOL 503978	7% 15 Sep 2029	8/1/2013-001/2021	2/1/2000	141 708 00	141 836 29	69 71
891 021 00	GNMA POOL 504005	7 5% 15 Nov 2029	8/1/2013-001/2021	12/22/1999	881 693 12	881 632 35	(139 73)
744 806 34	GNMA POOL 503286	7% 15 Aug 2029	8/1/2013-001/2021	2/1/2000	709 777 17	709 428 04	348 13
125 784 52	GNMA POOL 503408	8 5% 15 Apr 2029	8/1/2013-001/2021	6/1/2000	692 787 11	678 531 29	14 255 82
838 691 52	GNMA POOL 503447	8 5% 15 May 2029	8/1/2013-001/2021	3/16/2000	587 386 92	595 312 97	2 074 00
30 877 74	GNMA POOL 503538	8 5% 15 Mar 2029	8/1/2013-001/2021	1/5/2000	28 637 68	28 822 89	(126 21)
891 508 11	GNMA POOL 503585	7 5% 15 Apr 2029	8/1/2013-001/2021	6/1/2000	878 692 68	866 991 64	11 701 04
35 876 83	GNMA POOL 503716	8 5% 15 May 2029	8/1/2013-001/2021	1/5/2000	33 813 32	33 813 72	(392 40)
885 635 32	GNMA POOL 503767	8 5% 15 Aug 2029	8/1/2013-001/2021	1/5/2000	925 024 65	934 711 29	(18 686 64)
103 862 32	GNMA POOL 503828	8 5% 15 Jun 2029	8/1/2013-001/2021	3/16/2000	96 807 77	96 471 68	336 06
519 175 69	GNMA POOL 503928	8 5% 15 Jun 2029	8/1/2013-001/2021	3/16/2000	484 841 14	483 157 88	1 683 26
817 498 82	GNMA POOL 504428	8 5% 15 Jun 2029	8/1/2013-001/2021	1/5/2000	578 443 02	582 182 81	(5 740 79)
63 489 38	GNMA POOL 504454	8 5% 15 Jul 2029	8/1/2013-001/2021	1/5/2000	59 144 33	59 838 74	(894 41)
75 091 58	GNMA POOL 504462	8 5% 15 Jul 2029	8/1/2013-001/2021	1/5/2000	70 511 44	71 339 31	(827 87)
627 044 42	GNMA POOL 504462	8 5% 15 Jul 2029	8/1/2013-001/2021	3/16/2000	565 576 21	583 543 21	2 033 00
27 300 12	GNMA POOL 504593	7 5% 15 Oct 2029	8/1/2013-001/2021	4/17/2000	27 244 87	26 656 49	368 18
28 666 07	GNMA POOL 504638	7 5% 15 Nov 2029	8/1/2013-001/2021	4/17/2000	28 607 84	28 700 25	407 59
37 230 85	GNMA POOL 505793	8 5% 15 Aug 2029	8/1/2013-001/2021	1/5/2000	34 682 88	35 089 89	(407 21)
28 213 73	GNMA POOL 505830	7 5% 15 Sep 2029	8/1/2013-001/2021	4/17/2000	26 160 48	25 787 76	372 72
264 634 21	GNMA POOL 505935	8 5% 15 May 2029	8/1/2013-001/2021	3/16/2000	247 133 21	246 225 71	858 00
372 955 52	GNMA POOL 505935	8 5% 15 May 2029	8/1/2013-001/2021	3/16/2000	348 290 82	347 081 73	1 209 19
908 368 48	GNMA POOL 505989	8 5% 15 Jun 2029	8/1/2013-001/2021	1/5/2000	847 133 57	857 078 78	(8 948 72)
632 475 86	GNMA POOL 505111	7 5% 15 Aug 2029	8/1/2013-001/2021	4/17/2000	631 181 14	622 198 13	8 993 01
340 284 78	GNMA POOL 505112	7 5% 15 Aug 2029	8/1/2013-001/2021	4/17/2000	339 593 59	334 755 16	4 838 43
758 894 52	GNMA POOL 505210	7 5% 15 Oct 2029	8/1/2013-001/2021	12/22/1999	750 751 94	750 870 48	(118 54)
103 300 52	GNMA POOL 505335	7% 15 Jan 2030	8/1/2013-001/2021	2/1/2000	98 442 17	98 293 75	48 42
38 859 80	GNMA POOL 505415	7 5% 15 Feb 2030	8/1/2013-001/2021	6/1/2000	38 301 19	38 082 50	218 59
103 127 58	GNMA POOL 505597	7 5% 15 Sep 2029	8/1/2013-001/2021	12/22/1999	181 418 84	181 445 33	(25 49)
28 153 83	GNMA POOL 505982	7 5% 15 Oct 2029	8/1/2013-001/2021	4/17/2000	26 100 71	25 728 83	371 88
27 117 55	GNMA POOL 506037	8 5% 15 Oct 2029	8/1/2013-001/2021	1/5/2000	25 261 89	25 586 79	(296 90)
187 052 90	GNMA POOL 506178	7 5% 15 Feb 2030	8/1/2013-001/2021	6/1/2000	184 220 26	183 111 84	1 108 42
434 614 34	GNMA POOL 506368	8% 15 Apr 2029	8/1/2013-001/2021	7/7/2000	402 018 26	402 789 90	(271 64)
29 628 91	GNMA POOL 506521	8% 15 May 2029	8/1/2013-001/2021	8/15/2000	27 647 48	27 665 99	(18 51)
855 865 30	GNMA POOL 506521	8% 15 May 2029	8/1/2013-001/2021	8/15/2000	788 442 68	788 877 47	(534 79)
265 811 67	GNMA POOL 506630	7 5% 15 Mar 2029	8/1/2013-001/2021	6/7/2000	263 370 57	263 017 81	352 78
149 623 36	GNMA POOL 507569	8 5% 15 May 2029	8/1/2013-001/2021	1/5/2000	139 383 51	141 020 02	(1 636 51)
148 369 08	GNMA POOL 507618	7 5% 15 May 2029	8/1/2013-001/2021	6/8/2000	148 236 27	148 820 16	(863 89)
824 899 23	GNMA POOL 507637	8 5% 15 Jul 2029	8/1/2013-001/2021	1/5/2000	770 149 87	777 561 77	(7 412 10)
355 922 29	GNMA POOL 507687	7 5% 15 Jan 2030	8/1/2013-001/2021	4/17/2000	355 199 32	350 138 55	5 060 77
644 843 54	GNMA POOL 507687	7 5% 15 Jan 2030	8/1/2013-001/2021	4/17/2000	643 533 70	634 384 83	9 168 87
194 538 91	GNMA POOL 508617	7 5% 15 Nov 2029	8/1/2013-001/2021	6/1/2000	191 742 41	190 648 13	1 094 28
448 260 35	GNMA POOL 507177	8% 15 May 2029	8/1/2013-001/2021	7/7/2000	412 808 32	413 088 25	(278 83)
227 018 31	GNMA POOL 507315	7% 15 Jun 2029	8/1/2013-001/2021	2/1/2000	216 338 45	216 233 04	108 41
340 252 57	GNMA POOL 508323	7 5% 15 Mar 2030	8/1/2013-001/2021	4/17/2000	339 561 43	334 723 47	4 837 96
835 886 03	GNMA POOL 508712	8 5% 15 Jul 2029	8/1/2013-001/2021	1/5/2000	871 636 33	862 072 58	(10 236 75)
251 210 71	GNMA POOL 508476	7 5% 15 Jan 2030	8/1/2013-001/2021	4/17/2000	250 700 44	250 818 10	(117 75)
899 408 40	GNMA POOL 509484	7 5% 15 Dec 2029	8/1/2013-001/2021	12/22/1999	889 892 78	890 133 31	(140 53)
235 120 82	GNMA POOL 509484	7 5% 15 Dec 2029	8/1/2013-001/2021	12/22/1999	232 696 24	232 696 24	(36 74)
308 678 77	GNMA POOL 508633	8 5% 15 Jul 2029	8/1/2013-001/2021	7/7/2000	294 775 00	295 355 85	(580 65)
827 490 00	GNMA POOL 508648	8 5% 15 Aug 2029	8/1/2013-001/2021	6/1/2000	853 288 80	855 118 68	(17 872 12)
102 986 87	GNMA POOL 508741	8 5% 15 May 2029	8/1/2013-001/2021	3/16/2000	96 176 06	95 842 16	333 90
538 723 19	GNMA POOL 508741	8 5% 15 May 2029	8/1/2013-001/2021	3/16/2000	503 085 81	501 348	

THE ROCKEFELLER FOUNDATION
EMPLOYEE ID NO 13-165629
GAIN AND LOSSES FOR TAX ON INVESTMENT INCOME
FORM 990 PF 2000 PART IV

Par	Security Name	Security Description	Date Bought	Date Sold	Proceeds	Cost	Realized
200 000 27	GNMA POOL	510726	8 5% 15 Nov 2029	10/31/2000	205 175 28	205 375 28	(250 00)
643 275 43	GNMA POOL	512178	7 5% 15 Oct 2029	8/6/2000	634 078 35	636 983 44	(2 865 08)
340 526 60	GNMA POOL	511482	7 5% 15 Sep 2029	4/17/2000	339 834 87	334 993 10	4 841 87
90 730 91	GNMA POOL	512971	6 5% 15 Jul 2029	1/5/2000	84 512 51	85 513 88	(992 37)
25 377 58	GNMA POOL	512975	6 5% 15 Jul 2029	8/1/2000	23 888 87	23 298 28	491 58
530 375 03	GNMA POOL	513021	7 5% 15 Jul 2029	12/22/1999	524 822 67	524 005 54	(812 87)
723 557 02	GNMA POOL	513042	6 5% 15 Aug 2029	1/5/2000	704 603 87	710 702 49	(7 008 52)
164 213 17	GNMA POOL	513048	7 5% 15 Aug 2029	12/22/1999	167 484 08	167 518 72	(25 86)
184 282 65	GNMA POOL	513048	7 5% 15 Aug 2029	8/1/2000	181 833 58	180 507 00	1 036 58
688 505 14	GNMA POOL	513050	6 5% 15 Aug 2029	1/5/2000	827 098 07	837 418 08	(9 718 02)
638 193 17	GNMA POOL	512309	7 5% 15 Jan 2030	4/17/2000	636 806 84	627 822 53	9 074 31
372 418 72	GNMA POOL	512374	8 5% 15 Feb 2030	10/31/2000	381 961 95	382 778 82	(814 67)
38 486 52	GNMA POOL	512638	7 5% 15 Jul 2029	12/22/1999	38 083 81	38 088 83	(8 07)
43 298 46	GNMA POOL	512293	6 5% 15 Aug 2029	1/5/2000	40 335 22	40 808 80	(473 58)
668 747 42	GNMA POOL	513341	7 5% 15 Aug 2029	2/1/2000	635 389 46	635 078 92	312 54
209 837 93	GNMA POOL	513482	7 5% 15 Nov 2029	12/22/1999	296 698 00	296 745 85	(48 85)
389 713 74	GNMA POOL	513483	7 5% 15 Nov 2029	12/22/1999	385 833 43	385 684 32	(90 89)
164 030 77	GNMA POOL	513557	7 5% 15 Dec 2029	12/22/1999	162 313 57	162 338 20	(25 63)
467 188 58	GNMA POOL	513701	7 5% 15 Jun 2029	4/17/2000	468 239 60	459 586 77	8 642 83
060 917 71	GNMA POOL	513701	7 5% 15 Jun 2029	4/17/2000	658 575 72	658 177 80	9 397 42
100 000 45	GNMA POOL	513833	7 5% 15 Aug 2029	2/1/2000	95 267 30	85 250 43	46 87
47 805 24	GNMA POOL	514277	8 5% 15 Jul 2029	1/5/2000	38 785 76	40 343 94	(468 18)
37 441 95	GNMA POOL	514337	7 5% 15 Jul 2029	4/13/2000	37 288 82	36 775 02	511 80
708 155 58	GNMA POOL	514401	7 5% 15 Aug 2029	12/22/1999	701 731 42	701 842 42	(110 80)
74 627 61	GNMA POOL	514418	8 5% 15 Aug 2029	1/5/2000	69 520 28	70 326 52	(816 24)
873 879 58	GNMA POOL	514651	7 5% 15 Oct 2029	8/1/2000	861 317 57	849 847 90	11 469 67
601 850 88	GNMA POOL	514760	7 5% 15 Dec 2029	12/22/1999	595 550 25	595 644 29	(94 04)
67 947 69	GNMA POOL	515578	8 5% 15 Dec 2029	10/19/2000	68 306 64	68 136 77	169 87
580 103 61	GNMA POOL	515695	7 5% 15 Aug 2029	12/22/1999	574 030 65	574 121 29	(90 84)
674 317 19	GNMA POOL	515817	8 5% 15 Jun 2030	10/3/2000	692 860 81	680 542 85	2 317 96
796 369 70	GNMA POOL	515817	8 5% 15 Jun 2030	10/3/2000	818 290 42	818 552 83	2 737 58
124 103 30	GNMA POOL	515883	7 5% 15 Aug 2029	2/1/2000	118 266 57	118 208 39	58 18
429 108 67	GNMA POOL	516110	7 5% 15 Nov 2029	4/17/2000	424 444 44	424 444 44	(188 27)
499 939 27	GNMA POOL	516121	7 5% 15 Dec 2029	8/1/2000	492 752 84	489 940 48	2 812 18
174 882 50	GNMA POOL	516121	7 5% 15 Dec 2029	6/7/2000	171 482 85	171 482 85	2 023 24
808 252 56	GNMA POOL	516153	6 5% 15 Sep 2029	1/5/2000	808 968 40	816 443 04	(8 474 64)
884 975 19	GNMA POOL	516422	7 5% 15 Jan 2030	8/1/2000	852 541 17	841 188 37	11 352 80
390 890 28	GNMA POOL	516487	7 5% 15 Mar 2030	4/17/2000	396 084 10	390 440 81	5 643 29
814 092 90	GNMA POOL	516487	7 5% 15 Mar 2030	4/17/2000	812 845 52	804 113 88	8 731 63
623 820 89	GNMA POOL	516453	7 5% 15 Mar 2030	4/17/2000	622 553 75	613 683 80	8 869 95
387 360 51	GNMA POOL	516484	7 5% 15 Mar 2030	4/17/2000	396 733 37	396 733 63	(188 26)
311 743 81	GNMA POOL	516484	7 5% 15 Mar 2030	8/6/2000	307 260 67	308 697 56	(1 436 94)
27 234 37	GNMA POOL	516548	7 5% 15 Sep 2029	4/17/2000	27 719 05	26 781 81	387 24
640 199 82	GNMA POOL	517408	7 5% 15 Jan 2030	4/17/2000	638 895 41	629 786 57	9 102 84
927 580 04	GNMA POOL	516707	6 5% 15 Aug 2029	1/5/2000	864 108 10	874 253 61	(10 145 51)
279 181 29	GNMA POOL	516707	6 5% 15 Aug 2029	1/5/2000	260 601 43	263 109 52	(2 508 09)
189 855 86	GNMA POOL	517212	7 5% 15 Nov 2029	12/22/1999	187 868 31	187 697 87	(20 86)
126 730 79	GNMA POOL	517231	7 5% 15 Dec 2029	12/22/1999	125 404 08	125 423 88	(19 80)
333 417 43	GNMA POOL	517303	7 5% 15 Aug 2029	12/22/1999	329 978 87	329 978 06	(52 08)
209 721 08	GNMA POOL	517306	7 5% 15 Aug 2029	12/22/1999	207 525 57	207 558 34	(32 77)
26 375 28	GNMA POOL	517298	7 5% 15 Aug 2029	4/17/2000	26 321 89	25 948 66	375 03
752 823 41	GNMA POOL	518488	7 5% 15 Sep 2029	12/22/1999	744 942 29	745 058 92	(117 83)
44 871 81	GNMA POOL	517905	7 5% 15 Oct 2029	8/1/2000	44 072 34	44 072 37	252 97
137 530 88	GNMA POOL	517981	7 5% 15 Nov 2029	8/1/2000	135 553 68	133 748 58	1 805 08
142 483 07	GNMA POOL	517981	7 5% 15 Nov 2029	8/1/2000	140 434 88	140 434 78	1 070 08
722 032 19	GNMA POOL	518192	7 5% 15 Dec 2029	4/17/2000	720 565 56	710 299 17	10 268 36
271 034 91	GNMA POOL	518182	7 5% 15 Dec 2029	4/17/2000	270 484 37	266 630 58	3 853 78
258 498 93	GNMA POOL	518558	8 5% 15 Oct 2029	10/31/2000	263 071 72	263 632 81	(561 08)
458 070 93	GNMA POOL	518575	7 5% 15 Nov 2029	4/17/2000	455 144 54	455 358 32	(213 78)
86 820 90	GNMA POOL	518608	8 5% 15 Dec 2029	10/19/2000	87 953 41	87 786 86	166 55
381 545 77	GNMA POOL	518773	7 5% 15 Jan 2030	2/1/2000	373 130 88	372 947 35	183 53
28 305 76	GNMA POOL	518774	7 5% 15 Jan 2030	4/13/2000	28 188 56	27 801 56	387 00
947 211 46	GNMA POOL	518774	7 5% 15 Jan 2030	4/13/2000	943 339 26	930 339 26	12 960 15
492 903 06	GNMA POOL	519673	7 5% 15 Sep 2029	4/17/2000	491 901 85	492 132 90	(231 05)
610 386 31	GNMA POOL	519741	7 5% 15 Oct 2029	12/22/1999	603 966 33	604 091 70	(95 37)
28 072 77	GNMA POOL	520110	8 5% 15 Apr 2030	10/19/2000	28 583 23	28 513 17	70 08
374 260 85	GNMA POOL	520467	8 5% 15 Jan 2030	10/31/2000	383 318 28	384 318 11	(487 83)
262 602 65	GNMA POOL	520551	7 5% 15 Feb 2030	4/17/2000	262 088 24	262 192 33	(123 08)
748 081 41	GNMA POOL	522032	7 5% 15 Oct 2029	8/1/2000	735 356 48	731 158 78	4 198 70
625 794 17	GNMA POOL	521518	6 5% 15 Oct 2029	3/18/2000	583 941 71	581 914 39	2 027 32
372 540 05	GNMA POOL	521503	8 5% 15 Oct 2029	10/31/2000	382 086 39	382 001 22	(814 93)
333 999 89	GNMA POOL	521573	7 5% 15 Nov 2029	6/6/2000	329 198 64	330 738 17	(1 539 53)
297 353 74	GNMA POOL	521585	7 5% 15 Nov 2029	4/17/2000	296 749 24	296 742 25	4 227 99
700 161 71	GNMA POOL	521585	7 5% 15 Nov 2029	4/17/2000	698 759 47	688 803 78	9 955 71
372 618 30	GNMA POOL	521586	8 5% 15 Nov 2029	10/31/2000	382 371 77	382 187 31	(815 54)
83 443 18	GNMA POOL	521647	7 5% 15 Dec 2029	8/1/2000	82 243 68	81 774 33	469 36
89 724 37	GNMA POOL	521670	7 5% 15 Nov 2029	8/1/2000	88 722 08	88 320 88	401 20
832 480 50	GNMA POOL	521886	7 5% 15 Nov 2029	4/17/2000	831 185 77	822 202 88	8 983 08
127 589 18	GNMA POOL	521884	7 5% 15 Dec 2029	12/22/1999	126 283 31	126 283 31	(19 93)
491 722 44	GNMA POOL	521895	7 5% 15 Dec 2029	4/17/2000	480 723 63	480 954 12	(230 48)
581 601 78	GNMA POOL	521701	7 5% 15 Dec 2029	12/22/1999	585 408 43	585 408 43	(82 44)
52 308 24	GNMA POOL	521715	7 5% 15 Dec 2029	4/17/2000	52 189 98	52 274 52	(24 53)
177 830 70	GNMA POOL	521715	7 5% 15 Dec 2029	4/17/2000	177 268 88	177 265 15	(83 26)
329 237 86	GNMA POOL	521718	7 5% 15 Dec 2029	4/17/2000	328 569 10	328 723 43	(154 33)
358 275 22	GNMA POOL	521715	7 5% 15 Dec 2029	4/17/2000	358 545 44	358 713 86	(168 42)
501 523 11	GNMA POOL	521715	7 5% 15 Dec 2029	4/17/2000	500 504 39	500 738 48	(235 08)
507 186 48	GNMA POOL	521715	7 5% 15 Dec 2029	4/17/2000	506 106 24	506 403 86	(237 74)
368 052 40	GNMA POOL	521715	7 5% 15 Dec 2029	4/17/2000	367 304 78	367 477 31	(172 52)
68 470 18	GNMA POOL	521715	7 5% 15 Dec 2029	4/17/2000	68 331 08	68 363 18	(32 10)
812 318 83	GNMA POOL	521771	7 5% 15 Jan 2030	4/17/2000	811 074 80	802 368 45	8 708 41
49 889 30	GNMA POOL	521782	8 5% 15 Jan 2030	10/3/2000	51 364 01	51 102 12	171 84
241 409 00	GNMA POOL	521788	0 5% 15 Jan 2030	12/22/1999	238 877 78	238 915 51	(37 72)
28 485 85	GNMA POOL	521873	7 5% 15 Nov 2029	4/17/2000	28 227 98	28 022 85	405 04
54 786 15	GNMA POOL	521878	7 5% 15 Nov 2029	12/22/1999	54 222 50	54 221 06	(18 56)
886 485 43	GNMA POOL	521884	7 5% 15 Nov 2029	8/1/2000	873 752 08	862 118 81	11 635 25
188 304 88	GNMA POOL	521816	7 5% 15 Nov 2029	8/1/2000	184 538 78	184 538 78	1 059 22
844 713 51	GNMA POOL	522103	7 5% 15 Jan 2030	4/13/2000	840 801 81	827 885 80	12 916 01
363 022 00	GNMA POOL	522143	7 5% 15 Jan 2030	12/22/1999	362 322 08	354 288 65	(58 57)
25 320 00	GNMA POOL	522148	7 5% 15 Jan 2030	12/22/1999	34 850 24	34 855 18	(5 32)
840 824 74	GNMA POOL	522184	7 5% 15 Mar 2030	4/17/2000	838 523 06	838 822 45	(300 38)
605 418 78	GNMA POOL	522188	8 5% 15 Apr 2030	10/19/2000	617 527 18	616 013 81	1 513 35
349 810 90	GNMA POOL	522627	8 5% 15 Feb 2030	10/19/2000	358 909 12	358 034 34	874 78
873 778 58	GNMA POOL	522688	7 5% 15 Mar 2030	4/17/2000	872 300 07	862 780 49	9 578 58
325 580 34	GNMA POOL	522688	7 5% 15 Mar 2030	4/17/2000	324 898 05	324 898 05	4 628 07
232 084 58	GNMA POOL	523005	8 5% 15 May 2030	10/19/2000	238 736 27	238 156 03	580 24
572 862 30	GNMA POOL	523113	7 5% 15 Dec 2029	12/22/1999	568 867 24	568 756 72	(89 48)
887 293 18	GNMA POOL	523311	7 5% 15 Dec 2029	8/1/2000	874 538 34	862 802 82	11 735 52
25 819 7							

THE ROCKEFELLER FOUNDATION
EMPLOYEE ID NO 13-165629
GAIN AND LOSSES FOR TAX ON INVESTMENT INCOME
FORM 990 PF 2000 PART IV

Par	Security Name	Security Description	Date Bought	Date Sold	Proceeds	Cost	Realized
180 490 36	GNMA POOL 523608	6 5% 15 Aug 2029	09/12/21-00/12/31	3/16/2000	168 554 04	167 908 86	545 18
451 278 60	GNMA POOL 523608	6 5% 15 Aug 2029	09/12/21-00/12/31	3/16/2000	430 771 08	429 275 54	1 495 54
353 682 36	GNMA POOL 523605	7 5% 15 Dec 2029	09/12/21-00/12/31	4/17/2000	352 963 96	347 935 04	5 028 82
204 950 36	GNMA POOL 523704	7 5% 15 Dec 2029	09/12/21-00/12/31	12/22/1999	202 810 74	202 842 77	(32 03)
1 000 000 43	GNMA POOL 523704	7 5% 15 Dec 2029	09/12/21-00/12/31	12/22/1999	969 879 64	968 785 90	(154 78)
508 454 31	GNMA POOL 523709	7% 15 Dec 2029	09/12/21-00/12/31	2/1/2000	484 561 07	484 302 73	258 34
338 780 77	GNMA POOL 524700	7 5% 15 Dec 2029	09/12/21-00/12/31	4/17/2000	339 190 57	334 269 17	4 831 40
247 278 00	GNMA POOL 524702	7 5% 15 Jan 2030	09/12/21-00/12/31	12/22/1999	244 687 33	244 725 87	(38 84)
374 410 59	GNMA POOL 524718	7 5% 15 Mar 2030	09/12/21-00/12/31	4/17/2000	373 650 07	373 625 57	(175 50)
205 521 41	GNMA POOL 524729	7 5% 15 Nov 2028	09/12/21-00/12/31	6/7/2000	203 787 32	203 514 36	272 96
368 385 00	GNMA POOL 525581	7% 15 Feb 2030	09/12/21-00/12/31	2/1/2000	377 742 52	377 556 71	185 81
338 703 72	GNMA POOL 525587	7 5% 15 Feb 2030	09/12/21-00/12/31	4/17/2000	339 013 70	334 183 53	4 830 17
853 326 72	GNMA POOL 525604	8 5% 15 Feb 2030	09/12/21-00/12/31	10/31/2000	875 193 22	876 258 88	(1 066 66)
632 173 03	GNMA POOL 525618	7 5% 15 Feb 2030	09/12/21-00/12/31	4/17/2000	630 888 83	621 900 22	8 988 71
500 553 01	GNMA POOL 525668	7 5% 15 Mar 2030	09/12/21-00/12/31	4/17/2000	489 536 26	489 770 88	(234 63)
498 576 74	GNMA POOL 525688	7 5% 15 Mar 2030	09/12/21-00/12/31	4/17/2000	487 564 01	487 787 72	(233 71)
174 010 00	GNMA POOL 525716	8 5% 15 Jun 2030	09/12/21-00/12/31	6/1/2000	178 040 78	176 321 07	1 719 71
50 420 13	GNMA POOL 525467	7 5% 15 Dec 2029	09/12/21-00/12/31	12/22/1999	49 882 29	49 800 17	(7 88)
378 235 23	GNMA POOL 525467	7 5% 15 Dec 2029	09/12/21-00/12/31	12/22/1999	372 706 52	372 355 30	(54 78)
50 271 01	GNMA POOL 525503	7 5% 15 Dec 2029	09/12/21-00/12/31	12/22/1999	49 744 74	49 752 58	(7 85)
615 970 00	GNMA POOL 526118	7 5% 15 Jan 2030	09/12/21-00/12/31	12/22/1999	609 521 56	606 617 81	(96 75)
495 317 83	GNMA POOL 526118	7 5% 15 Jan 2030	09/12/21-00/12/31	4/17/2000	494 311 52	487 268 72	7 042 80
577 041 69	GNMA POOL 526118	7 5% 15 Jan 2030	09/12/21-00/12/31	4/17/2000	570 880 03	567 748 31	8 133 72
397 502 84	GNMA POOL 527012	7% 15 Jan 2030	09/12/21-00/12/31	2/1/2000	378 807 78	378 621 48	186 32
94 148 75	GNMA POOL 527012	7% 15 Jan 2030	09/12/21-00/12/31	2/1/2000	89 720 87	89 678 68	44 14
100 000 20	GNMA POOL 527091	8 5% 15 Feb 2030	09/12/21-00/12/31	10/31/2000	102 582 71	102 582 71	(125 00)
333 046 44	GNMA POOL 527244	7 5% 15 Mar 2030	09/12/21-00/12/31	4/17/2000	332 968 72	328 724 69	4 244 03
500 822 00	GNMA POOL 528338	7% 15 Feb 2030	09/12/21-00/12/31	2/1/2000	477 287 72	477 032 98	234 78
498 546 91	GNMA POOL 528164	7 5% 15 Mar 2030	09/12/21-00/12/31	4/17/2000	498 532 21	498 786 37	(234 18)
300 029 38	GNMA POOL 528223	7 5% 15 May 2030	09/12/21-00/12/31	6/7/2000	297 497 88	290 465 94	7 031 94
54 305 18	GNMA POOL 529205	8 5% 15 Jan 2030	09/12/21-00/12/31	10/31/2000	55 896 75	55 784 83	(67 88)
335 634 63	GNMA POOL 529287	7 5% 15 Mar 2030	09/12/21-00/12/31	4/17/2000	334 952 87	330 180 57	4 772 30
102 783 00	GNMA POOL 528631	7% 15 Feb 2030	09/12/21-00/12/31	2/1/2000	97 854 52	97 810 33	48 18
357 200 00	GNMA POOL 528631	7% 15 Feb 2030	09/12/21-00/12/31	2/1/2000	340 400 44	340 233 00	167 44
28 555 40	GNMA POOL 528678	7 5% 15 Mar 2030	09/12/21-00/12/31	4/17/2000	28 487 40	28 081 37	406 03
552 206 98	GNMA POOL 528932	8 5% 15 Feb 2030	09/12/21-00/12/31	10/31/2000	566 356 34	567 048 00	(590 26)
418 082 22	GNMA POOL 531148	8% 15 May 2030	09/12/21-00/12/31	10/19/2000	426 423 46	425 378 31	1 045 15
186 530 68	GNMA POOL 531215	8% 15 Jun 2030	09/12/21-00/12/31	10/19/2000	190 281 30	189 704 98	466 32
153 655 85	GNMA POOL 532002	8 5% 15 Mar 2030	09/12/21-00/12/31	10/3/2000	157 881 39	157 353 19	528 70
766 862 99	GNMA POOL 532014	7 5% 15 Oct 2029	09/12/21-00/12/31	6/1/2000	755 671 78	754 316 13	4 312 65
621 066 91	GNMA POOL 532019	8% 15 Mar 2030	09/12/21-00/12/31	10/19/2000	634 406 25	632 851 33	1 554 92
581 374 79	GNMA POOL 532508	8% 15 Jun 2030	09/12/21-00/12/31	10/18/2000	583 007 29	581 548 85	1 453 44
198 980 21	GNMA POOL 533115	8% 15 Jun 2030	09/12/21-00/12/31	10/19/2000	203 978 81	203 478 86	499 95
489 627 47	GNMA POOL 186995	7 5% 15 Nov 2029	09/12/21-00/12/31	12/22/1999	484 501 68	484 578 19	(76 51)
222 468 54	GNMA POOL 338632	7 5% 15 Jan 2023	09/12/21-00/12/31	6/7/2000	220 582 45	223 928 48	(3 337 03)
0 01	GNMA POOL 338632	7 5% 15 Jan 2023	09/12/21-00/12/31	6/30/2000	0 00	0 01	(0 01)
700 000 00	GNMA II TBA JUL 30 JUMBOS	8% 31 Dec 2009	09/12/21-00/12/31	7/18/2000	700 191 41	701 531 25	(1 339 84)
700 000 00	GNMA II TBA AUG 30 JUMBOS	8% 31 Dec 2009	09/12/21-00/12/31	8/16/2000	705 651 56	699 582 50	6 069 06
700 000 00	GNMA II TBA SEP 30 JUMBOS	8% 31 Dec 2009	09/12/21-00/12/31	9/16/2000	707 984 38	705 250 00	2 734 38
700 000 00	GNMA II TBA NOV 30 JUMBOS	8% 30 Dec 2009	09/12/21-00/12/31	11/13/2000	710 253 91	709 843 75	410 16
700 000 00	GNMA II TBA DEC 30 JUMBOS	8% 30 Dec 2009	09/12/21-00/12/31	12/11/2000	713 726 56	709 625 00	4 101 56
699 930 82	GNMA II POOL 2973	8% 20 Sep 2030	09/12/21-00/12/31	10/31/2000	710 281 08	707 144 86	3 144 77
3 000 000 00	FNMA TBA SEP 30 SINGLE FAM	5 5% 31 Dec 2009	09/12/21-00/12/31	8/7/2000	2 703 046 68	2 688 587 50	13 358 38
3 000 000 00	FNMA TBA OCT 30 SINGLE FAM	5 5% 01 Dec 2009	09/12/21-00/12/31	10/12/2000	2 710 312 50	2 702 612 50	7 500 00
3 000 000 00	FNMA TBA JAN 30 SINGLE FAM	6% 01 Dec 2009	09/12/21-00/12/31	12/12/2000	2 873 906 25	2 839 887 50	34 018 75
4 000 000 00	FNMA TBA JUL 30 SINGLE FAM	6% 31 Dec 2009	09/12/21-00/12/31	7/11/2000	3 677 656 25	3 675 625 00	2 031 25
5 600 000 00	FNMA TBA JUL 30 SINGLE FAM	6% 31 Dec 2009	09/12/21-00/12/31	7/11/2000	5 150 468 75	5 125 875 00	24 593 75
4 000 000 00	FNMA TBA AUG 30 SINGLE FAM	6% 31 Dec 2009	09/12/21-00/12/31	6/9/2000	370 000 00	370 187 50	(187 50)
5 600 000 00	FNMA TBA AUG 30 SINGLE FAM	6% 31 Dec 2009	09/12/21-00/12/31	6/9/2000	5 180 000 00	5 148 500 00	31 500 00
4 000 000 00	FNMA TBA AUG 30 SINGLE FAM	6% 31 Dec 2009	09/12/21-00/12/31	6/9/2000	3 702 500 00	3 676 250 00	26 250 00
6 000 000 00	FNMA TBA SEP 30 SINGLE FAM	6% 01 Dec 2009	09/12/21-00/12/31	9/7/2000	5 587 265 63	5 550 825 00	36 040 63
4 000 000 00	FNMA TBA SEP 30 SINGLE FAM	6% 01 Dec 2009	09/12/21-00/12/31	9/7/2000	3 722 343 75	3 698 750 00	23 593 75
6 000 000 00	FNMA TBA OCT 30 SINGLE FAM	6% 01 Oct 2009	09/12/21-00/12/31	10/6/2000	5 584 821 88	5 545 825 00	(703 12)
4 000 000 00	FNMA TBA OCT 30 SINGLE FAM	6% 01 Oct 2009	09/12/21-00/12/31	10/6/2000	3 725 781 25	3 721 250 00	4 531 25
3 000 000 00	FNMA TBA NOV 30 SINGLE FAM	6% 01 Dec 2009	09/12/21-00/12/31	11/2/2000	2 821 840 83	2 793 750 00	27 890 83
3 000 000 00	FNMA TBA DEC 30 SINGLE FAM	6% 01 Dec 2009	09/12/21-00/12/31	11/29/2000	2 838 687 50	2 820 837 50	18 750 00
4 500 000 00	FNMA TBA JUL 30 SINGLE FAM	7% 31 Dec 2009	09/12/21-00/12/31	6/2/2000	4 334 785 63	4 301 718 75	33 068 88
7 000 000 00	FNMA TBA NOV 30 SINGLE FAM	7% 01 Dec 2009	09/12/21-00/12/31	11/6/2000	6 852 890 63	6 886 250 00	(33 359 37)
7 000 000 00	FNMA TBA NOV 30 SINGLE FAM	7% 01 Dec 2009	09/12/21-00/12/31	11/6/2000	6 852 890 63	6 873 125 00	(20 234 37)
9 500 000 00	FNMA TBA NOV 30 SINGLE FAM	7% 01 Dec 2009	09/12/21-00/12/31	11/6/2000	9 300 351 56	9 346 367 18	(48 015 63)
14 000 000 00	FNMA TBA DEC 30 SINGLE FAM	7% 01 Dec 2009	09/12/21-00/12/31	12/7/2000	13 854 609 38	13 898 125 00	(254 484 38)
9 500 000 00	FNMA TBA DEC 30 SINGLE FAM	7% 01 Dec 2009	09/12/21-00/12/31	12/7/2000	9 486 230 47	9 495 156 25	(17 074 27)
7 000 000 00	FNMA TBA JUL 30 SINGLE FAM	8% 31 Dec 2009	09/12/21-00/12/31	6/27/2000	780 548 88	782 843 75	(2 296 87)
3 000 000 00	FNMA TBA JUL 30 SINGLE FAM	8% 31 Dec 2009	09/12/21-00/12/31	6/27/2000	3 000 937 50	3 012 187 50	(11 250 00)
7 000 000 00	FNMA TBA JUL 30 SINGLE FAM	8% 31 Dec 2009	09/12/21-00/12/31	7/11/2000	703 984 84	702 843 75	1 121 08
7 000 000 00	FNMA TBA AUG 30 SINGLE FAM	8% 31 Dec 2009	09/12/21-00/12/31	8/9/2000	705 687 50	703 281 25	2 406 25
500 000 00	FNMA TBA SEP 30 SINGLE FAM	8% 01 Dec 2009	09/12/21-00/12/31	8/15/2000	503 750 00	504 178 09	(429 68)
300 000 00	FNMA TBA JAN 7 BALLOON	8 5% 01 Dec 2009	09/12/21-00/12/31	12/4/2000	281 308 44	286 406 25	(4 007 81)
56 978 60	FNMA POOL 252589	8% 01 Jul 2029	09/12/21-00/12/31	10/31/2000	53 435 24	53 025 71	408 53
152 362 38	FNMA POOL 252714	8% 01 Sep 2029	09/12/21-00/12/31	10/31/2000	142 887 34	141 782 24	1 095 10
43 421 18	FNMA POOL 252716	8% 01 Sep 2029	09/12/21-00/12/31	8/21/2000	41 840 39	41 453 87	386 72
187 752 35	FNMA POOL 253112	7% 01 Mar 2030	09/12/21-00/12/31	6/20/2000	181 325 40	188 781 70	2 533 70
528 728 52	FNMA POOL 253354	7% 01 Jul 2030	09/12/21-00/12/31	6/20/2000	511 544 84	504 770 51	6 774 33
202 517 00	FNMA POOL 253386 253388	0 00% 01 Jul 2030	09/12/21-00/12/31	6/20/2000	185 935 20	183 340 45	2 594 75
872 848 00	FNMA POOL 253481	0 00% 01 Sep 2030	09/12/21-00/12/31	8/15/2000	877 894 38	877 884 10	210 28
692 032 00	FNMA POOL 323702	8% 01 May 2029	09/12/21-00/12/31	10/31/2000	648 866 82	644 022 84	4 873 98
545 452 47	FNMA POOL 323821	6% 01 Jul 2029	09/12/21-00/12/31	10/31/2000	511 532 14	507 811 70	3 720 44
169 661 15	FNMA POOL 429352	8% 01 Aug 2029	09/12/21-00/12/31	10/31/2000	150 110 35	157 890 81	1 219 44
61 342 55	FNMA POOL 448244	8% 01 Jan 2029	09/12/21-00/12/31	10/31/2000	57 527 81	57 086 81	440 00
617 590 51	FNMA POOL 457473	8% 01 Jan 2029	09/12/21-00/12/31	10/31/2000	578 184 10	574 745 17	4 438 93
35 487 87	FNMA POOL 478505	8% 01 Apr 2029	09/12/21-00/12/31	10/31/2000	33 290 35	33 057 38	232 96
870 541 72	FNMA POOL 481473	8% 01 Feb 2029	09/12/21-00/12/31	10/31/2000	878 842 41	874 022 88	4 818 52
323 988 41	FNMA POOL 481427	8% 01 Jan 2029	09/12/21-00/12/31	10/31/2000	303 840 38	301 511 71	2 328 67
272 379 69	FNMA POOL 484854	8%					

GAIN AND LOSSES FOR TAX ON INVESTMENT INCOME
FORM 990 PF 2000 PART IV

Pa	Security Name	Security Description	Date Bought	Date Sold	Proceeds	Cost	Realized		
71 741 72	FNMA POOL	512409	7%	01 Sep 2029	06/12/21-00/12/21	02/21/2000	88 061 73	88 480 92	470 81
38 858 85	FNMA POOL	513353	7%	01 Sep 2029	06/12/21-00/12/21	02/20/2000	37 692 08	37 183 53	498 18
478 861 40	FNMA POOL	514332	7%	01 Sep 2029	06/12/21-00/12/21	6/22/2000	480 865 84	457 887 77	2 698 22
121 653 70	FNMA POOL	515715	8%	01 Dec 2029	06/12/21-00/12/21	02/21/2000	121 691 72	122 147 92	(456 20)
615 630 35	FNMA POOL	515277	7%	01 Nov 2029	06/12/21-00/12/21	02/20/2000	885 878 07	874 146 48	11 731 59
330 895 64	FNMA POOL	515601	7%	01 Nov 2029	06/12/21-00/12/21	02/21/2000	318 848 97	315 901 93	2 947 04
929 739 35	FNMA POOL	515582	7%	01 Oct 2029	06/12/21-00/12/21	02/20/2000	898 522 82	887 810 54	11 912 28
402 402 88	FNMA POOL	515608	7%	01 Dec 2029	06/12/21-00/12/21	6/22/2000	443 993 18	441 391 64	2 601 52
257 427 04	FNMA POOL	517850	7%	01 Dec 2029	06/12/21-00/12/21	02/21/2000	243 237 12	240 888 94	2 248 18
285 101 99	FNMA POOL 517832		7%	01 Nov 2029	06/12/21-00/12/21	6/21/2000	274 722 50	272 183 31	2 538 19
134 011 57	FNMA POOL	518179	7%	01 Oct 2029	06/12/21-00/12/21	02/20/2000	129 056 19	127 939 17	1 717 02
822 077 70	FNMA POOL	518715	7%	01 Nov 2029	06/12/21-00/12/21	02/21/2000	702 148 93	704 827 30	7 321 63
999 999 87	FNMA POOL	518005	5 5%	01 Jun 2029	06/12/21-00/12/21	11/6/2000	906 249 70	903 583 45	2 656 25
999 999 87	FNMA POOL	518005	5 5%	01 Jun 2029	06/12/21-00/12/21	11/6/2000	906 249 70	903 583 45	2 656 25
999 999 87	FNMA POOL	519005	5 5%	01 Jun 2029	06/12/21-00/12/21	11/6/2000	906 249 70	903 583 45	2 656 25
199 880 16	FNMA POOL	519129	7%	01 Oct 2029	06/12/21-00/12/21	02/20/2000	193 480 80	190 819 56	2 562 24
521 904 32	FNMA POOL	519129	7%	01 Oct 2029	06/12/21-00/12/21	02/21/2000	597 805 53	593 724 28	4 081 25
28 262 06	FNMA POOL	519129	7%	01 Oct 2029	06/12/21-00/12/21	02/21/2000	27 166 91	26 861 43	185 48
864 104 80	FNMA POOL	519180	7%	01 Nov 2029	06/12/21-00/12/21	02/20/2000	855 371 38	844 043 80	11 327 59
487 723 47	FNMA POOL	519209	7%	01 Nov 2029	06/12/21-00/12/21	6/22/2000	468 471 53	465 471 09	2 743 44
43 078 01	FNMA POOL	519631	7%	01 Oct 2029	06/12/21-00/12/21	6/21/2000	41 510 86	41 126 99	383 67
504 422 75	FNMA POOL	519778	7%	01 Nov 2029	06/12/21-00/12/21	6/22/2000	484 245 36	481 407 06	2 837 38
48 847 36	FNMA POOL	519811	7%	01 Dec 2029	06/12/21-00/12/21	6/22/2000	46 893 47	46 618 70	274 77
68 07 32	FNMA POOL	519787	7%	01 Dec 2029	06/12/21-00/12/21	6/22/2000	85 950 03	85 572 55	386 48
488 869 80	FNMA POOL	519887	7%	01 Dec 2029	06/12/21-00/12/21	6/22/2000	489 315 10	486 585 21	2 749 89
488 581 06	FNMA POOL	519889	7%	01 Dec 2029	06/12/21-00/12/21	6/22/2000	489 037 82	486 288 55	2 748 27
821 936 83	FNMA POOL	520859	7%	01 Nov 2029	06/12/21-00/12/21	6/20/2000	801 723 19	593 755 13	7 988 56
769 679 13	FNMA POOL	520718	7%	01 Nov 2029	06/12/21-00/12/21	6/20/2000	734 864 36	734 803 04	8 061 52
403 833 89	FNMA POOL	520903	7%	01 Nov 2029	06/12/21-00/12/21	6/21/2000	387 983 17	385 218 19	2 774 88
471 684 42	FNMA POOL	520907	7%	01 Dec 2029	06/12/21-00/12/21	6/22/2000	452 817 04	450 160 82	2 653 22
35 649 48	FNMA POOL	521220	7%	01 Dec 2029	06/12/21-00/12/21	6/20/2000	34 490 87	34 074 11	456 76
328 031 75	FNMA POOL	522512	7%	01 Mar 2030	06/12/21-00/12/21	6/21/2000	318 089 34	313 187 81	2 621 53
92 865 90	FNMA POOL 522486		7%	01 Dec 2029	06/12/21-00/12/21	6/22/2000	89 247 26	88 774 35	522 83
575 397 13	FNMA POOL 522623		7%	01 Nov 2029	06/12/21-00/12/21	6/20/2000	558 686 72	549 374 45	7 372 27
840 387 73	FNMA POOL	522745	7%	01 Nov 2029	06/12/21-00/12/21	6/21/2000	617 073 61	611 370 15	5 703 45
72 983 00	FNMA POOL	523136523486	8%	01 Jul 2030	06/12/21-00/12/21	6/27/2000	72 983 00	73 074 23	(91 72)
49 145 00	FNMA POOL	523136523486	8%	01 Jul 2030	06/12/21-00/12/21	6/27/2000	49 160 36	49 206 43	(46 07)
427 077 00	FNMA POOL	523136523486	8%	01 Jul 2030	06/12/21-00/12/21	6/27/2000	427 210 48	427 810 85	(400 39)
78 011 78	FNMA POOL	524308	7%	01 Jan 2030	06/12/21-00/12/21	6/27/2000	74 968 40	74 478 85	511 65
84 657 52	FED HM LN PC	525562	7%	01 Jan 2030	06/12/21-00/12/21	6/22/2000	82 359 22	81 993 83	365 38
23 873 78	FNMA POOL	525640	7%	01 Jan 2030	06/12/21-00/12/21	6/22/2000	27 918 84	27 784 55	134 29
443 544 80	FNMA POOL	526708	7%	01 Dec 2029	06/12/21-00/12/21	6/22/2000	428 803 01	423 308 07	2 494 94
448 112 82	FNMA POOL	526650	7%	01 Dec 2029	06/12/21-00/12/21	6/22/2000	428 268 12	425 758 73	2 509 39
612 075 85	FNMA POOL	528291	7%	01 Mar 2030	06/12/21-00/12/21	6/20/2000	592 183 48	584 341 26	7 842 72
49 145 82	FNMA POOL	529010	7%	01 Jan 2030	06/12/21-00/12/21	6/20/2000	47 544 81	46 915 18	629 63
502 505 07	FNMA POOL 531075		8%	01 Feb 2030	06/12/21-00/12/21	6/27/2000	502 662 10	504 546 50	(1 884 40)
98 209 65	FNMA POOL 531734		7%	01 Feb 2030	06/12/21-00/12/21	6/20/2000	93 062 84	91 850 15	1 232 69
136 227 86	FNMA POOL	532834	7%	01 Mar 2030	06/12/21-00/12/21	6/20/2000	131 800 45	130 055 04	1 745 4
190 072 72	FNMA POOL 532335		7%	01 Feb 2030	06/12/21-00/12/21	6/20/2000	183 864 87	181 459 51	- 435 30
848 497 83	FNMA POOL	532341	7%	01 Feb 2030	06/12/21-00/12/21	6/20/2000	815 721 81	803 864 87	12 826 94
248 047 98	FNMA POOL	533718	7%	01 Mar 2030	06/12/21-00/12/21	6/20/2000	238 968 42	238 808 21	3 178 11
840 353 83	FNMA POOL	534061	8%	01 May 2030	06/12/21-00/12/21	6/27/2000	840 616 54	841 404 37	(787 83)
427 135 80	FNMA POOL 534356		7%	01 May 2030	06/12/21-00/12/21	6/22/2000	410 950 46	407 847 82	2 402 64
26 618 70	FNMA POOL	534874	7%	01 Apr 2030	06/12/21-00/12/21	6/21/2000	27 574 87	27 370 01	254 86
347 190 85	FNMA POOL	534874	7%	01 Apr 2030	06/12/21-00/12/21	6/21/2000	334 550 74	331 456 57	3 092 17
87 110 83	FNMA POOL 535030		7%	01 Dec 2029	06/12/21-00/12/21	6/21/2000	83 839 26	83 163 43	775 83
467 338 04	FNMA POOL 535159		7%	01 Feb 2030	06/12/21-00/12/21	6/21/2000	449 228 69	448 015 74	3 212 95
928 985 44	FNMA POOL	536233	8%	01 May 2030	06/12/21-00/12/21	6/27/2000	929 275 75	930 146 87	(870 92)
244 055 02	FNMA POOL	536233	8%	01 May 2030	06/12/21-00/12/21	6/27/2000	244 065 02	244 380 00	(305 07)
226 304 88	FNMA POOL 536234		8%	01 May 2030	06/12/21-00/12/21	6/27/2000	226 375 58	226 587 74	(212 16)
41 651 18	FNMA POOL	536741	7%	01 Jul 2030	06/12/21-00/12/21	6/20/2000	40 297 53	38 763 87	533 06
180 032 29	FNMA POOL	536942	7%	01 May 2030	06/12/21-00/12/21	6/20/2000	182 888 74	180 466 78	2 421 06
999 900 41	FNMA POOL	537350	8%	01 May 2030	06/12/21-00/12/21	6/27/2000	999 900 41	1 001 150 29	(1 248 88)
999 900 41	FNMA POOL	537350	8%	01 May 2030	06/12/21-00/12/21	6/27/2000	999 900 41	1 001 150 29	(1 248 88)
688 879 78	FNMA POOL	537450	8%	01 May 2030	06/12/21-00/12/21	6/27/2000	688 095 03	689 740 86	(845 83)
86 653 55	FNMA POOL	538129	7%	01 Apr 2030	06/12/21-00/12/21	6/20/2000	84 487 31	83 833 31	854 00
25 825 82	FNMA POOL	538152	7%	01 May 2030	06/12/21-00/12/21	6/20/2000	24 988 48	24 655 58	330 89
187 351 29	FNMA POOL	538781	7%	01 Jun 2030	06/12/21-00/12/21	6/21/2000	180 530 53	178 006 12	1 434 41
50 854 60	FNMA POOL	538802	8%	01 Jun 2030	06/12/21-00/12/21	6/27/2000	50 870 49	50 818 17	(47 08)
158 546 50	FNMA POOL	539327	8%	01 May 2030	06/12/21-00/12/21	6/27/2000	159 586 36	158 745 93	1148 57
27 581 95	FNMA POOL	540221	7%	01 Jun 2030	06/12/21-00/12/21	6/20/2000	28 685 54	28 332 14	353 40
925 291 99	FNMA POOL	540208	7%	01 Jun 2030	06/12/21-00/12/21	6/20/2000	895 220 00	883 364 70	11 855 30
90 711 79	FNMA POOL	540718	7%	01 Jun 2030	06/12/21-00/12/21	6/21/2000	87 400 31	86 601 41	807 80
883 688 00	FNMA POOL	540765	8%	01 May 2030	06/12/21-00/12/21	6/27/2000	883 866 00	884 770 58	(1 104 58)
612 568 00	FNMA POOL	541868	7%	01 Jul 2030	06/12/21-00/12/21	6/21/2000	580 267 68	585 577 68	4 688 98
116 234 41	FNMA POOL	541129	8%	01 May 2030	06/12/21-00/12/21	6/27/2000	116 234 41	116 378 70	(145 29)
572 982 99	FNMA POOL 541270		8%	01 Jun 2030	06/12/21-00/12/21	6/27/2000	573 182 05	575 310 73	(2 148 88)
27 016 74	FNMA POOL	541518	8%	01 Jun 2030	06/12/21-00/12/21	6/27/2000	27 018 74	27 126 50	(109 76)
188 931 48	FNMA POOL	542094	7%	01 Jun 2030	06/12/21-00/12/21	6/20/2000	182 791 22	180 370 53	2 420 69
35 608 98	FNMA POOL	542258	7%	01 Jun 2030	06/12/21-00/12/21	6/20/2000	34 451 87	33 895 43	456 24
84 715 82	FNMA POOL	543600	8%	01 Jul 2030	06/12/21-00/12/21	6/27/2000	84 742 08	84 821 51	(79 42)
375 821 37	FNMA POOL	543183	8%	01 Jul 2030	06/12/21-00/12/21	6/27/2000	378 038 85	377 448 55	(1 409 70)
300 000 00	FNMA POOL 543175		7%	01 Jul 2030	06/12/21-00/12/21	6/27/2000	288 375 00	288 406 25	1 968 75
70 915 00	FNMA POOL 543322		8%	01 Jul 2030	06/12/21-00/12/21	6/27/2000	70 837 18	71 003 84	(68 48)
324 677 78	FNMA POOL	544588	7%	01 Jun 2030	06/12/21-00/12/21	6/21/2000	312 857 48	309 865 80	2 891 68
755 845 40	FNMA POOL	546081	8%	01 Jul 2030	06/12/21-00/12/21	6/27/2000	755 845 40	756 780 21	(944 81)
402 371 00	FNMA POOL 546260		7%	01 Jul 2030	06/12/21-00/12/21	6/21/2000	445 537 81	441 419 81	4 118 00
223 124 00	FNMA POOL	547471	7%	01 Jul 2030	06/12/21-00/12/21	6/20/2000	215 872 47	213 013 98	2 858 78
27 082 27	FNMA POOL	549788	8%	01 Aug 2030	06/12/21-00/12/21	6/15/2000	27 265 39	27 172 92	8 47
15 350 000 00	FILMCL T8A JAN 30 GOLD SINGLE		6%	01 Dec 2008	06/12/21-00/12/21	1/7/2000	14 011 072 15	14 122 000 00	(110 927 85)
300 000 00	FILMCL T8A JAN 30 GOLD SINGLE		6 5%	01 Dec 2008	06/12/21-00/12/21	1/10/2000	281 402 3		

THE ROCKEFELLER FOUNDATION
EMPLOYEE ID NO 13-165629
GAIN AND LOSSES FOR TAX ON INVESTMENT INCOME
FORM 990 PF 2000 PART IV

Part	Security Name	Security Description	Date Bought	Date Sold	Proceeds	Cost	Realized
999 999 92	FED HM LN PC C23113	6% 01 Mar 2029	06/12/21-00/12/21	2/23/2000	805 937 43	911 249 03	(5 312 50)
498 998 48	FED HM LN PC C23113	6% 01 Mar 2029	06/12/21-00/12/21	2/23/2000	452 968 28	452 824 53	(2 656 25)
500 000 44	FED HM LN PC C23113	6% 01 Mar 2029	06/12/21-00/12/21	2/28/2000	452 530 47	455 825 40	(3 085 93)
150 014 20	FED HM LN PC C24926	6% 01 Apr 2029	06/12/21-00/12/21	2/10/2000	134 065 00	134 700 44	(1 734 54)
100 010 11	FED HM LN PC C24926	6% 01 Apr 2029	06/12/21-00/12/21	2/23/2000	90 602 91	91 134 22	(531 31)
100 010 11	FED HM LN PC C24926	6% 01 Apr 2029	06/12/21-00/12/21	2/29/2000	90 518 06	91 134 21	(617 25)
834 831 56	FED HM LN PC C31072	7 5% 01 Sep 2029	06/12/21-00/12/21	1/28/2000	619 360 78	625 607 91	(6 247 15)
098 900 59	FED HM LN PC C35409	7 5% 01 Jan 2030	06/12/21-00/12/21	1/28/2000	975 840 48	985 683 25	(9 842 77)
098 900 58	FED HM LN PC C35409	7 5% 01 Jan 2030	06/12/21-00/12/21	1/28/2000	975 840 48	985 683 25	(9 842 77)
368 067 38	FED HM LN PC C35409	7 5% 01 Jan 2030	06/12/21-00/12/21	1/28/2000	362 833 02	362 833 02	(3 623 18)
365 268 44	FED HOME LN PC C35617	7 5% 01 Jan 2030	06/12/21-00/12/21	1/28/2000	356 476 17	360 074 78	(3 595 61)
631 833 02	FED HOME LN PC C35617	7 5% 01 Jan 2030	06/12/21-00/12/21	1/28/2000	616 629 54	622 849 14	(6 219 60)
988 800 47	FED HOME LN PC C35617	7 5% 01 Jan 2030	06/12/21-00/12/21	1/28/2000	975 840 36	985 683 14	(9 842 78)
098 900 47	FED HOME LN PC C35617	7 5% 01 Jan 2030	06/12/21-00/12/21	1/28/2000	975 840 36	985 683 14	(9 842 78)
098 900 47	FED HOME LN PC C35617	7 5% 01 Jan 2030	06/12/21-00/12/21	1/28/2000	975 840 36	985 683 14	(9 842 78)
4 000 000 00	FEDERAL HOME LN MTG CORP	6 875% 15 Sep 2010	06/12/21-00/12/21	12/14/2000	4 228 750 00	4 208 880 00	21 870 00
4 000 000 00	FEDERAL HOME LN MTG CORP	6 875% 15 Sep 2010	06/12/21-00/12/21	12/28/2000	4 260 120 00	4 229 968 28	30 151 72
2 000 000 00	FEDERAL NATL MTG ASSN	6 625% 15 Nov 2010	06/12/21-00/12/21	12/14/2000	2 083 750 00	2 074 000 00	9 750 00
86 878 78	FHA GREYSTONE COACH CLC PLC	7 85% 01 Jun 2041	06/12/21-00/12/21	9/29/2000	88 858 66	88 112 05	746 61
1 113 123 22	FHA GREYSTONE COACH CLC PLC	7 85% 01 Jun 2041	06/12/21-00/12/21	9/29/2000	1 138 516 34	1 128 893 02	9 622 72
400 000 00	FED NATL MORT ASSC	7 25% 20 Jun 2002	06/12/21-00/12/21	2/28/2000	193 569 48	193 409 02	158 86
400 000 00	FED NATL MORT ASSC	7 25% 20 Jun 2002	06/12/21-00/12/21	3/21/2000	195 769 61	207 626 52	(11 856 91)
400 000 00	FED NATL MORT ASSC	7 25% 20 Jun 2002	06/12/21-00/12/21	4/11/2000	198 715 67	195 636 43	3 129 44
400 000 00	FED NATL MORT ASSC	7 25% 20 Jun 2002	06/12/21-00/12/21	4/28/2000	193 327 08	196 758 28	(5 432 20)
400 000 00	FED NATL MORT ASSC	7 25% 20 Jun 2002	06/12/21-00/12/21	5/25/2000	184 106 41	193 232 01	(9 125 60)
400 000 00	FED NATL MORT ASSC	7 25% 20 Jun 2002	06/12/21-00/12/21	6/27/2000	187 786 26	184 063 17	3 723 09
400 000 00	FED NATL MORT ASSC	7 25% 20 Jun 2002	06/12/21-00/12/21	7/25/2000	184 682 44	187 728 12	(3 035 68)
400 000 00	FED NATL MORT ASSC	7 25% 20 Jun 2002	06/12/21-00/12/21	8/21/2000	181 010 12	184 636 92	(3 628 80)
400 000 00	FED NATL MORT ASSC	7 25% 20 Jun 2002	06/12/21-00/12/21	8/24/2000	173 553 58	173 553 57	0 01
500 000 00	GERMANY(FED REP)	5 625% 04 Jan 2028	06/12/21-00/12/21	8/24/2000	173 202 80	180 850 05	(7 647 25)
250 000 00	GERMANY(FEDERAL REPUBLIC OF)	4 75% 04 Jan 2028	06/12/21-00/12/21	12/18/2000	481 078 61	455 294 28	5 785 33
500 000 00	GERMANY(FED REP OF)	6 25% 04 Jan 2030	06/12/21-00/12/21	12/18/2000	203 535 83	205 176 70	(1 636 07)
400 000 00	NEW ZEALAND GOVERNMENT OF	5 5% 15 Apr 2003	06/12/21-00/12/21	1/18/2000	503 618 78	501 871 16	1 745 60
300 000 00	NEW ZEALAND GOVERNMENT OF	5 5% 15 Apr 2003	06/12/21-00/12/21	1/25/2000	197 194 79	202 445 84	(5 251 05)
300 000 00	NEW ZEALAND GOVERNMENT OF	5 5% 15 Apr 2003	06/12/21-00/12/21	2/2/2000	144 858 30	150 858 84	(5 709 34)
400 000 00	NEW ZEALAND GOVERNMENT OF	5 5% 15 Apr 2003	06/12/21-00/12/21	2/22/2000	139 792 50	147 625 83	(8 033 33)
300 000 00	NEW ZEALAND GOVERNMENT OF	5 5% 15 Apr 2003	06/12/21-00/12/21	3/3/2000	188 214 84	184 113 04	(5 809 20)
400 000 00	NEW ZEALAND GOVERNMENT OF	5 5% 15 Apr 2003	06/12/21-00/12/21	3/3/2000	140 362 54	141 138 21	(776 67)
400 000 00	NEW ZEALAND GOVERNMENT OF	5 5% 15 Apr 2003	06/12/21-00/12/21	3/14/2000	187 332 77	187 412 59	(79 82)
300 000 00	NEW ZEALAND GOVERNMENT OF	5 5% 15 Apr 2003	06/12/21-00/12/21	3/23/2000	140 895 39	140 596 13	299 25
400 000 00	NEW ZEALAND GOVERNMENT OF	5 5% 15 Apr 2003	06/12/21-00/12/21	4/4/2000	192 326 87	187 758 23	4 572 64
300 000 00	NEW ZEALAND GOVERNMENT OF	5 5% 15 Apr 2003	06/12/21-00/12/21	4/13/2000	143 883 62	144 251 72	(368 10)
400 000 00	NEW ZEALAND GOVERNMENT OF	5 5% 15 Apr 2003	06/12/21-00/12/21	4/20/2000	190 805 55	192 036 56	(1 131 01)
700 000 00	NEW ZEALAND GOVERNMENT OF	5 5% 15 Apr 2003	06/12/21-00/12/21	4/28/2000	326 323 22	330 852 94	(4 529 78)
700 000 00	NEW ZEALAND GOVERNMENT OF	5 5% 15 Apr 2003	06/12/21-00/12/21	5/9/2000	321 861 83	322 180 39	(318 56)
300 000 00	NEW ZEALAND	10% 15 Mar 2002	06/12/21-00/12/21	5/9/2000	322 267 88	326 208 21	(4 031 35)
300 000 00	NEW ZEALAND	10% 15 Mar 2002	06/12/21-00/12/21	1/25/2000	181 213 51	186 854 26	(5 640 75)
300 000 00	NEW ZEALAND	10% 15 Mar 2002	06/12/21-00/12/21	2/2/2000	155 346 26	161 015 17	(5 668 91)
300 000 00	NEW ZEALAND	10% 15 Mar 2002	06/12/21-00/12/21	3/2/2000	154 841 84	154 878 48	(36 62)
300 000 00	NEW ZEALAND	10% 15 Mar 2002	06/12/21-00/12/21	3/23/2000	154 774 11	154 499 03	275 08
300 000 00	NEW ZEALAND	10% 15 Mar 2002	06/12/21-00/12/21	4/13/2000	157 734 40	154 455 98	3 278 42
300 000 00	NEW ZEALAND	10% 15 Mar 2002	06/12/21-00/12/21	4/28/2000	153 378 21	157 571 97	(4 243 76)
300 000 00	NEW ZEALAND	10% 15 Mar 2002	06/12/21-00/12/21	5/9/2000	151 239 15	152 966 58	(1 727 44)
300 000 00	NEW ZEALAND	10% 15 Mar 2002	06/12/21-00/12/21	5/9/2000	150 992 62	151 243 87	(251 25)
20 000 00	UNITED STATES TREAS BILLS	0 01% 21 Sep 2000	06/12/21-00/12/21	9/21/2000	20 000 00	19 735 87	264 13
40 000 00	UNITED STATES TREAS BILLS	0 01% 25 Jan 2001	06/12/21-00/12/21	10/19/2000	38 342 56	39 313 02	29 54
2 700 000 00	UNITED STATES TREAS BOD	8 875% 15 Feb 2019	06/12/21-00/12/21	3/9/2000	3 413 812 50	3 388 058 00	15 754 50
3 000 000 00	UNITED STATES TREAS BOD	8 75% 15 Aug 2020	06/12/21-00/12/21	2/22/2000	3 801 562 50	3 686 273 56	115 288 94
2 100 000 00	UNITED STATES TREAS BOD	8 75% 15 Aug 2020	06/12/21-00/12/21	8/16/2000	2 708 375 00	2 688 074 30	20 300 70
4 800 000 00	UNITED STATES TREAS BOD	8 75% 15 Aug 2020	06/12/21-00/12/21	8/9/2000	6 027 437 50	5 866 708 75	160 728 75
1 000 000 00	UNITED STATES TREAS BOD	8 75% 15 Aug 2020	06/12/21-00/12/21	9/27/2000	1 795 000 00	1 744 840 52	50 359 48
2 400 000 00	UNITED STATES TREAS BOD	8 75% 15 Aug 2020	06/12/21-00/12/21	12/8/2000	3 264 000 00	2 999 213 11	264 786 89
1 400 000 00	UNITED STATES TREAS BOD	8% 15 Nov 2021	06/12/21-00/12/21	2/11/2000	1 629 250 00	1 622 587 50	6 567 50
1 400 000 00	UNITED STATES TREAS BOD	8% 15 Nov 2021	06/12/21-00/12/21	2/15/2000	1 633 675 00	1 629 027 20	4 601 80
3 000 000 00	UNITED STATES TREAS BOD	8% 15 Nov 2021	06/12/21-00/12/21	3/1/2000	3 555 000 00	3 533 437 50	21 562 50
4 400 000 00	UNITED STATES TREAS BOD	8% 15 Nov 2021	06/12/21-00/12/21	3/14/2000	5 225 000 00	5 222 474 40	2 525 60
4 400 000 00	UNITED STATES TREAS BOD	8% 15 Nov 2021	06/12/21-00/12/21	9/28/2000	5 387 750 00	5 177 734 74	208 515 26
4 400 000 00	UNITED STATES TREAS BOD	8% 15 Nov 2021	06/12/21-00/12/21	10/26/2000	5 472 500 00	5 387 805 59	84 894 41
4 400 000 00	UNITED STATES TREAS BOD	8% 15 Nov 2021	06/12/21-00/12/21	11/28/2000	5 513 750 00	5 502 750 00	11 000 00
4 400 000 00	UNITED STATES TREAS BOD	8% 15 Nov 2021	06/12/21-00/12/21	11/28/2000	5 503 318 78	5 474 817 00	28 501 78
1 500 000 00	UNITED STATES TREAS BOD	7 125% 15 Feb 2023	06/12/21-00/12/21	8/7/2000	1 716 083 73	1 704 080 38	12 013 36
3 100 000 00	UNITED STATES TREAS BOD	7 125% 15 Feb 2023	06/12/21-00/12/21	9/26/2000	3 491 375 00	3 521 298 53	(29 923 53)
3 100 000 00	UNITED STATES TREAS BOD	7 125% 15 Feb 2023	06/12/21-00/12/21	10/26/2000	3 547 562 50	3 552 173 38	(4 610 88)
5 500 000 00	UNITED STATES TREAS BOD	7 125% 15 Feb 2023	06/12/21-00/12/21	12/14/2000	6 589 067 50	6 333 458 38	255 609 12
2 700 000 00	UNITED STATES TREAS BOD	7 125% 15 Feb 2023	06/12/21-00/12/21	12/29/2000	3 214 209 60	3 227 678 07	(13 466 47)
5 800 000 00	UNITED STATES TREAS BOD	0% 15 Feb 2026	06/12/21-00/12/21	2/4/2000	5 471 937 50	5 527 538 40	(55 600 90)
5 800 000 00	UNITED STATES TREAS BOD	0% 15 Feb 2026	06/12/21-00/12/21	2/16/2000	5 450 250 00	5 471 189 00	(21 919 00)
3 000 000 00	UNITED STATES TREAS BOD	0% 15 Feb 2026	06/12/21-00/12/21	2/22/2000	2 900 158 25	2 822 538 00	77 618 25
3 000 000 00	UNITED STATES TREAS BOD	0% 15 Feb 2026	06/12/21-00/12/21	2/22/2000	2 893 806 00	2 895 107 33	(1 241 33)
2 800 000 00	UNITED STATES TREAS BOD	0% 15 Feb 2026	06/12/21-00/12/21	3/8/2000	2 877 082 50	2 834 364 80	47 693 70
2 800 000 00	UNITED STATES TREAS BOD	0% 15 Feb 2026	06/12/21-00/12/21	3/8/2000	2 878 020 80	2 878 417 85	(397 05)
1 300 000 00	UNITED STATES TREAS BOD	0% 15 Feb 2026	06/12/21-00/12/21	8/7/2000	1 314 828 13	1 277 453 13	37 375 00
5 251 100 00	UNITED STATES TREAS BOD	3 875% 15 Apr 2028	06/12/21-00/12/21	10/12/2000	5 228 128 44	5 211 483 49	16 642 95
6 403 820 00	UNITED STATES TREAS BOD	3 875% 15 Apr 2028	06/12/21-00/12/21	10/27/2000	6 461 096 95	6 424 972 27	36 724 68
5 300 000 00	UNITED STATES TREAS BOD	6 125% 15 Aug 2029	06/12/21-00/12/21	2/2/2000	6 084 587 50	5 069 781 25	(5 069 75)
5 300 000 00	UNITED STATES TREAS BOD	6 125% 15 Aug 2029	06/12/21-00/12/21	2/3/2000	5 318 562 50	5 064 380 10	232 182 40
5 300 000 00	UNITED STATES TREAS BOD	6 125% 15 Aug 2029	06/12/21-00/12/21	2/3/2000	5 301 854 25	5 318 368 40	(14 710 15)
502 00 00	UNITED STATES TREAS NTR	3 375% 15 Jan 2007	06/12/21-00/12/21	1/3/2000	0 00	533 06	(535 06)
2 831 946 00	UNITED STATES TREAS NTR	3 375% 15 Jan 2007	06/12/21-00/12/21	8/27/2000	2 738 907 78	2 818 388 86	(86 442 08)
4 357 760 00	UNITED STATES TREAS NTR	3 375% 15 Jan 2007	06/12/21-00/12/21	10/3/2000	4 210 685 80	4 212 047 40	(1 361 60)
4 359 960 00	UNITED STATES TREAS NTR	3 375% 15 Jan 2007	06/12/21-00/12/21	10/27/2000	4 248 236 02	4 202 268 80	27 966 22
10 508 000 00	UNITED STATES TREAS NTR	6 825% 15 Jan 2007	06/12/21-00/12/21	2/22/2000	10 403 514 00	10 373 646 53	29 867 47
9 487 810 00	UNITED STATES TREAS NTR	6 825% 15 Jul 2002	06/12/21-00/12/21	3/14/2000	9 408 735 56	9 373 790 83	34 944 73
5 069 080 00	UNITED STATES TREAS NTR	6 825% 15 Jul 2002	0				

THE ROCKEFELLER FOUNDATION
EMPLOYEE ID NO 13 155629
GAIN AND LOSSES FOR TAX ON INVESTMENT INCOME
FORM 990 PF 2000 PART IV

Par	Security Name	Security Description	Date Bought	Date Sold	Proceeds	Cost	Realized
1 000 000 00	GNMA I TBA AUG 30 SINGLE FAM	8 5% 31 Dec 2009	8/12/21-00/12/21	8/2/2000	1 024 067 50	1 020 390 83	3 671 87
478 910 15	GNMA POOL 343235	8 5% 15 Nov 2020	8/12/21-00/12/21	8/14/2000	490 695 83	488 787 67	1 908 16
429 233 72	GNMA POOL 343628	8 5% 15 Jul 2023	8/12/21-00/12/21	10/20/2000	419 441 83	408 543 32	10 896 51
312 132 49	GNMA POOL 344063	7% 15 Jun 2023	8/12/21-00/12/21	4/19/2000	304 730 74	308 230 74	(3 511 48)
290 565 86	GNMA POOL 345380	7% 15 Oct 2023	8/12/21-00/12/21	4/19/2000	244 814 82	254 248 06	(9 431 14)
442 356 24	GNMA POOL 345844	7% 15 Aug 2023	8/12/21-00/12/21	4/19/2000	431 850 28	448 853 35	(17 003 07)
671 410 44	GNMA POOL 345865	7% 15 Sep 2023	8/12/21-00/12/21	4/19/2000	655 464 44	683 788 58	(26 325 14)
183 446 83	GNMA POOL 348676	7% 15 May 2023	8/12/21-00/12/21	4/19/2000	179 089 87	183 188 85	(4 096 68)
121 916 32	GNMA POOL 348719	7% 15 Jul 2023	8/12/21-00/12/21	4/19/2000	119 020 80	121 744 89	(2 724 08)
45 933 22	GNMA POOL 351132	7% 15 Jul 2023	8/12/21-00/12/21	4/19/2000	44 842 31	46 780 11	(1 937 80)
424 711 47	GNMA POOL 351750	7% 15 Apr 2023	8/12/21-00/12/21	4/19/2000	414 824 57	432 547 08	(17 817 51)
106 436 78	GNMA POOL 351868	7% 15 May 2023	8/12/21-00/12/21	4/19/2000	105 863 35	108 286 29	(2 422 94)
385 265 22	GNMA POOL 352107	6 5% 15 Aug 2023	8/12/21-00/12/21	10/20/2000	376 478 38	358 837 05	16 539 31
186 018 15	GNMA POOL 352141	7% 15 Jul 2023	8/12/21-00/12/21	4/19/2000	181 000 22	190 203 58	(8 403 36)
75 254 51	GNMA POOL 354674	7% 15 Oct 2023	8/12/21-00/12/21	4/19/2000	73 467 22	78 358 81	(4 892 58)
530 725 28	GNMA POOL 354104	6 5% 15 May 2023	8/12/21-00/12/21	10/20/2000	518 818 11	505 142 86	13 475 45
805 082 86	GNMA POOL 355230	7% 15 Sep 2023	8/12/21-00/12/21	4/19/2000	590 712 24	568 275 80	(22 436 44)
480 655 18	GNMA POOL 356374	7% 15 Jul 2023	8/12/21-00/12/21	4/19/2000	460 434 65	481 674 41	(21 239 58)
138 848 77	GNMA POOL 356316	8 5% 15 Jun 2023	8/12/21-00/12/21	10/20/2000	138 756 18	132 054 78	6 701 41
385 735 85	GNMA POOL 358909	7% 15 Jun 2023	8/12/21-00/12/21	4/19/2000	386 237 22	395 178 46	(8 442 24)
826 330 31	GNMA POOL 357418	7% 15 Jul 2023	8/12/21-00/12/21	4/19/2000	811 454 88	813 223 63	(1 868 87)
141 470 36	GNMA POOL 357656	7% 15 May 2023	8/12/21-00/12/21	4/19/2000	138 910 44	144 653 44	(5 743 00)
153 875 35	GNMA POOL 359122	7% 15 Aug 2023	8/12/21-00/12/21	4/19/2000	150 318 43	152 243 11	(1 924 68)
18 499 78	GNMA POOL 359808	7% 15 Oct 2023	8/12/21-00/12/21	4/19/2000	16 107 82	16 804 01	(696 09)
295 740 47	GNMA POOL 362128	7% 15 Nov 2023	8/12/21-00/12/21	4/19/2000	288 716 64	292 043 72	(3 327 08)
471 663 86	GNMA POOL 365048	8 5% 15 Nov 2023	8/12/21-00/12/21	10/20/2000	460 823 36	440 874 14	20 249 24
300 363 12	GNMA POOL 365979	6 5% 15 Oct 2023	8/12/21-00/12/21	10/20/2000	293 516 82	283 420 77	10 096 15
417 896 02	GNMA POOL 370088	6 5% 15 Nov 2023	8/12/21-00/12/21	10/20/2000	408 362 18	384 454 66	24 907 52
262 820 86	GNMA POOL 3714837	7% 15 Dec 2023	8/12/21-00/12/21	4/19/2000	285 866 46	298 219 85	(12 353 39)
324 477 87	GNMA POOL 376883	6 5% 15 Dec 2023	8/12/21-00/12/21	10/20/2000	317 466 89	303 519 80	13 946 09
892 287 71	GNMA POOL 454499	6 5% 15 Nov 2028	8/12/21-00/12/21	2/22/2000	828 712 21	863 288 35	(34 576 14)
491 088 89	GNMA POOL 454338	8 5% 15 Aug 2027	8/12/21-00/12/21	8/14/2000	503 174 28	501 217 60	1 956 68
451 377 37	GNMA POOL 456218	8 5% 15 Jun 2028	8/12/21-00/12/21	3/30/2000	423 080 49	421 861 52	1 198 97
547 442 48	GNMA POOL 456867	6 5% 15 May 2028	8/12/21-00/12/21	3/30/2000	513 089 00	511 644 86	1 454 14
1 831 080 67	GNMA POOL 457193	6 5% 15 Aug 2028	8/12/21-00/12/21	3/30/2000	1 716 208 87	1 835 658 37	(119 449 40)
999 959 86	GNMA POOL 457954	6 5% 15 Jan 2029	8/12/21-00/12/21	8/20/2000	951 249 86	968 521 12	(16 281 26)
2 488 347 35	GNMA POOL 457954	6 5% 15 Jan 2029	8/12/21-00/12/21	10/5/2000	2 388 813 48	2 487 180 91	(98 367 45)
592 978 92	GNMA POOL 458615	6 5% 15 May 2028	8/12/21-00/12/21	3/30/2000	555 778 78	554 203 86	1 575 10
170 965 82	GNMA POOL 458842	6 5% 15 Apr 2028	8/12/21-00/12/21	4/11/2000	162 380 62	159 696 25	2 681 37
29 801 06	GNMA POOL 459558	8 5% 15 Jan 2028	8/12/21-00/12/21	8/14/2000	30 636 81	30 517 77	118 14
828 821 90	GNMA POOL 460833	6 5% 15 May 2028	8/12/21-00/12/21	3/30/2000	870 365 38	867 427 17	2 938 21
405 823 74	GNMA POOL 463973	6 5% 15 Jun 2028	8/12/21-00/12/21	3/30/2000	380 458 25	379 380 13	1 078 12
887 467 43	GNMA POOL 464034	6 5% 15 Jul 2028	8/12/21-00/12/21	3/30/2000	841 165 38	838 325 73	2 838 65
929 796 20	GNMA POOL 464037	6 5% 15 Jul 2028	8/12/21-00/12/21	3/30/2000	871 466 01	899 577 87	(28 111 86)
488 704 82	GNMA POOL 466141	6 5% 15 Jul 2029	8/12/21-00/12/21	2/24/2000	483 951 33	482 704 57	1 246 76
442 655 36	GNMA POOL 466349	6 5% 15 Nov 2028	8/12/21-00/12/21	3/30/2000	415 827 92	423 829 51	(8 008 59)
882 259 52	GNMA POOL 474365	6 5% 15 May 2028	8/12/21-00/12/21	3/30/2000	836 284 17	833 461 01	2 823 16
297 176 40	GNMA POOL 474142	6 5% 15 Apr 2028	8/12/21-00/12/21	4/11/2000	198 785 21	193 523 79	5 261 42
891 419 82	GNMA POOL 474248	6 5% 15 May 2028	8/12/21-00/12/21	4/11/2000	846 709 55	832 678 85	14 032 90
883 884 78	GNMA POOL 478229	6 5% 15 Jun 2028	8/12/21-00/12/21	3/30/2000	837 801 21	864 930 28	(27 029 08)
184 354 09	GNMA POOL 4 9517	6 5% 15 Aug 2030	8/12/21-00/12/21	1/17/2000	187 386 77	186 889 87	496 90
403 154 00	GNMA POOL 486092	8 5% 15 Aug 2030	8/12/21-00/12/21	8/14/2000	408 154 08	407 469 01	1 685 05
501 314 32	GNMA POOL 487631	6 5% 15 Jul 2029	8/12/21-00/12/21	2/24/2000	486 376 88	485 125 89	1 251 29
894 816 20	GNMA POOL 490178	6 5% 15 May 2028	8/12/21-00/12/21	2/10/2000	827 585 17	865 734 69	(38 169 52)
997 250 86	GNMA POOL 497381	6 5% 15 Dec 2028	8/12/21-00/12/21	2/22/2000	926 186 74	952 686 21	(26 498 47)
894 166 83	GNMA POOL 498765	6 5% 15 Jun 2029	8/12/21-00/12/21	2/10/2000	828 964 80	865 106 40	(36 141 60)
105 744 87	GNMA POOL 498759	8 5% 15 Sep 2030	8/12/21-00/12/21	1/17/2000	107 483 67	106 196 67	2 85 00
492 227 22	GNMA POOL 506601	6 5% 15 Mar 2029	8/12/21-00/12/21	4/11/2000	408 923 86	407 231 30	(1 692 56)
573 591 13	GNMA POOL 508306	8 5% 15 Jan 2030	8/12/21-00/12/21	1/12/2000	563 987 47	581 476 01	(17 884 54)
125 241 23	GNMA POOL 508308	8 5% 15 Jan 2030	8/12/21-00/12/21	1/17/2000	127 677 56	126 863 30	814 26
398 465 49	GNMA POOL 509318	6 5% 15 May 2029	8/12/21-00/12/21	2/24/2000	371 627 74	370 629 08	998 66
600 552 82	GNMA POOL 510531	6 5% 15 Oct 2029	8/12/21-00/12/21	2/24/2000	558 702 54	557 201 15	1 501 39
1 000 000 00	GNMA POOL 511623	8 5% 15 Aug 2030	8/12/21-00/12/21	7/28/2000	1 007 343 75	1 009 765 63	(2 421 88)
507 871 86	GNMA POOL 512880	6 5% 15 Jul 2029	8/12/21-00/12/21	4/11/2000	481 784 07	482 081 49	(297 42)
99 805 10	GNMA POOL 515847	8 5% 15 Jul 2030	8/12/21-00/12/21	1/17/2000	101 446 42	101 208 61	237 81
80 751 86	GNMA POOL 519397	8 5% 15 Apr 2030	8/12/21-00/12/21	1/12/2000	81 853 11	81 606 29	246 82
55 489 45	GNMA POOL 524274	8 5% 15 Nov 2029	8/12/21-00/12/21	1/17/2000	56 248 86	56 249 48	132 17
226 780 82	GNMA POOL 524274	8 5% 15 Nov 2029	8/12/21-00/12/21	1/17/2000	230 882 78	229 482 09	1 219 80
79 120 23	GNMA POOL 529534	8 5% 15 Aug 2030	8/12/21-00/12/21	1/17/2000	79 849 12	79 529 74	319 38
586 846 00	GNMA POOL 529536	8 5% 15 Aug 2030	8/12/21-00/12/21	8/14/2000	605 728 75	603 234 12	2 494 63
635 924 84	GNMA POOL 529672	8 5% 15 Jun 2030	8/12/21-00/12/21	1/17/2000	608 711 70	605 148 78	1 562 91
869 580 79	GNMA POOL 531123	8 5% 15 Aug 2030	8/12/21-00/12/21	1/17/2000	883 861 32	881 808 27	2 053 05
365 657 02	GNMA POOL 538746	8 5% 15 Sep 2030	8/12/21-00/12/21	1/12/2000	372 284 96	370 799 08	1 485 88
621 933 67	GNMA POOL 540710	8 5% 15 Sep 2030	8/12/21-00/12/21	1/17/2000	644 226 75	640 820 25	3 406 50
65 714 18	GNMA POOL 537478	7% 15 Jul 2023	8/12/21-00/12/21	4/19/2000	84 153 45	86 923 77	(2 772 32)
413 214 84	GNMA POOL 537448	7% 15 Jun 2023	8/12/21-00/12/21	4/19/2000	403 400 98	412 633 78	(9 222 78)
808 811 44	GNMA POOL 537611	7% 15 Dec 2022	8/12/21-00/12/21	4/19/2000	798 383 17	829 851 71	(31 468 54)
157 504 90	GNMA POOL 537819	7% 15 Jan 2023	8/12/21-00/12/21	4/19/2000	153 764 18	155 732 87	(2 068 68)
80 852 98	GNMA POOL 541127	7% 15 Jun 2023	8/12/21-00/12/21	4/19/2000	78 932 73	80 738 27	(1 806 54)
307 485 58	GNMA POOL 540454	7% 15 Dec 2023	8/12/21-00/12/21	4/19/2000	300 182 78	303 842 00	(3 659 21)
1 000 000 00	FNMA TBA AUG 30 SINGLE FAM	8 5% 31 Dec 2009	8/12/21-00/12/21	8/8/2000	925 000 00	910 703 12	14 296 88
2 000 000 00	FNMA TBA JAN 30 SINGLE FAM	8 5% 01 Dec 2009	8/12/21-00/12/21	1/13/2000	1 870 000 00	1 878 750 00	(8 750 00)
2 000 000 00	FNMA TBA APR 30 SINGLE FAM	8 5% 31 Dec 2009	8/12/21-00/12/21	3/8/2000	1 870 000 00	1 867 500 00	2 500 00
9 000 000 00	FNMA TBA APR 30 SINGLE FAM	6 5% 31 Dec 2009	8/12/21-00/12/21	4/5/2000	8 512 031 25	8 403 750 00	106 281 25
2 000 000 00	FNMA TBA MAY 30 SINGLE FAM	6 5% 31 Dec 2009	8/12/21-00/12/21	5/11/2000	1 836 718 75	1 885 000 00	(48 281 25)
4 000 000 00	FNMA TBA JUL 30 SINGLE FAM	8 5% 01 Dec 2009	8/12/21-00/12/21	6/18/2000	3 193 437 50	3 747 500 00	(55 062 50)
3 000 000 00	FNMA TBA NOV 30 SINGLE FAM	6 5% 01 Dec 2009	8/12/21-00/12/21	1/18/2000	2 875 864 06	2 901 378 13	(25 514 07)
4 000 000 00	FNMA TBA DEC 15 SINGLE FAM	7 5% 01 Dec 2009	8/12/21-00/12/21	12/13/2000	4 071 718 75	4 065 000 00	6 718 75
10 000 000 00	FNMA TBA JAN 30 SINGLE FAM	7 5% 01 Dec 2009	8/12/21-00/12/21	1/27/2000	10 151 582 50	10 167 500 00	(15 917 50)
2 000 000 00	FNMA TBA DEC 30 SINGLE FAM	7 5% 01 Dec 2009	8/12/21-00/12/21	1/28/2000	2 021 406 25	2 005 675 00	15 731 25
6 000 000 00	FNMA TBA DEC 30 SINGLE FAM	7 5% 01 Dec 2009	8/12/21-00/12/21	1/28/2000	6 064 218 75	6 010 000 00	54 218 75
3 000 000 00	FNMA TBA MAR 30 SINGLE FAM	8 5% 31 Dec 2009	8/12/21-00/12/21	2/28/2000			

THE ROCKEFELLER FOUNDATION
EMPLOYEE ID NO. 13 165629
GAIN AND LOSSES FOR TAX ON INVESTMENT INCOME
FORM 990 PF 2000 PART IV

Pai	Security Name	Security Description	Date Bought	Date Sold	Proceeds	Cost	Realized
1 000 000 00	FNMA TBA DEC 30 SINGLE FAM	0% 01 Dec 2009	06/12/31-00/12/31	1/12/2000	1 016 484 37	1 014 887 50	1 798 67
2 000 000 00	FNMA TBA DEC 30 SINGLE FAM	0% 01 Dec 2009	06/12/31-00/12/31	1/12/2000	2 032 958 75	2 029 378 00	3 583 73
2 000 000 00	FNMA TBA DEC 30 SINGLE FAM	0% 01 Dec 2009	06/12/31-00/12/31	1/10/2000	2 037 558 25	2 029 375 00	8 281 25
4 000 000 00	FNMA TBA DEC 30 SINGLE FAM	0% 01 Dec 2009	06/12/31-00/12/31	12/8/2000	4 064 843 75	4 050 025 00	34 218 75
2 000 000 00	FNMA TBA SEP 30 SINGLE FAM	0.5% 01 Dec 2009	06/12/31-00/12/31	8/22/2000	2 039 087 50	2 038 375 00	(312 50)
1 000 000 00	FNMA TBA SEP 30 SINGLE FAM	0.5% 01 Dec 2009	06/12/31-00/12/31	9/11/2000	1 019 843 75	1 019 687 50	156 25
2 000 000 00	FNMA TBA SEP 30 SINGLE FAM	0.5% 01 Dec 2009	06/12/31-00/12/31	8/11/2000	2 039 687 50	2 038 125 00	1 562 50
1 000 000 00	FNMA TBA OCT 30 SINGLE FAM	0.5% 01 Dec 2009	06/12/31-00/12/31	10/10/2000	1 021 718 75	1 019 750 00	2 068 75
1 000 000 00	FEDERAL NATL MTG ASSN GTD	0% 25 Jan 2020	06/12/31-00/12/31	12/19/2000	965 025 00	931 484 38	34 140 62
41 959 86	FNMA POOL 190307	0% 01 Jun 2020	06/12/31-00/12/31	11/16/2000	42 608 73	42 515 94	32 79
66 578 39	FNMA POOL 190307	0% 01 Jun 2020	06/12/31-00/12/31	11/27/2000	67 875 89	67 587 87	78 02
47 355 65	FNMA POOL 251234	0.5% 01 Nov 2027	06/12/31-00/12/31	8/9/2000	45 195 05	47 176 08	(1 983 03)
95 604 03	FNMA POOL 251898	0.5% 01 Aug 2028	06/12/31-00/12/31	1/7/2000	90 017 81	85 380 02	(5 362 41)
315 397 36	FNMA POOL 252439	0.5% 01 May 2029	06/12/31-00/12/31	1/5/2000	295 192 22	300 711 87	(5 519 45)
536 206 58	FNMA POOL 252749	0.5% 01 May 2029	06/12/31-00/12/31	1/6/2000	501 772 05	511 239 46	(9 467 40)
421 213 08	FNMA POOL 252496	0% 01 Jun 2029	06/12/31-00/12/31	4/10/2000	386 857 88	380 869 51	(121 02)
0 01	FNMA POOL 252496	0% 01 Jun 2029	06/12/31-00/12/31	4/20/2000	0 00	0 01	(0 01)
135 447 75	FNMA POOL 252496	0% 01 Jun 2029	06/12/31-00/12/31	5/31/2000	121 606 69	120 675 48	931 21
43 273 85	FNMA POOL 252496	0% 01 Jun 2029	06/12/31-00/12/31	5/31/2000	38 806 81	38 509 75	297 16
873 669 41	FNMA POOL 252714	0% 01 Sep 2029	06/12/31-00/12/31	5/31/2000	784 391 22	778 384 84	6 006 48
445 235 84	FNMA POOL 252715	0.5% 01 Sep 2029	06/12/31-00/12/31	5/18/2000	407 877 77	420 687 01	(13 009 24)
686 017 01	FNMA POOL 252804	0.5% 01 Oct 2029	06/12/31-00/12/31	3/7/2000	641 211 53	640 568 39	643 14
514 214 87	FNMA POOL 253114	0% 01 Mar 2030	06/12/31-00/12/31	12/7/2000	525 302 83	521 448 02	3 856 81
549 186 21	FNMA POOL 253399	0.5% 01 Aug 2030	06/12/31-00/12/31	10/10/2000	581 113 85	559 483 45	1 630 40
902 598 27	FNMA POOL 253475	0% 01 Oct 2015	06/12/31-00/12/31	12/14/2000	928 971 00	827 418 72	1 551 34
814 601 09	FNMA POOL 253510	0% 01 Nov 2015	06/12/31-00/12/31	12/14/2000	838 402 72	832 102 79	6 300 43
880 078 44	FNMA POOL 2751580	0.5% 01 Dec 2020	06/12/31-00/12/31	11/14/2000	846 251 88	843 228 11	3 025 27
99 099 85	FNMA POOL 313986	0.5% 01 Feb 2028	06/12/31-00/12/31	1/7/2000	83 250 84	86 805 65	(5 555 01)
383 828 10	FNMA POOL 323702	0% 01 May 2029	06/12/31-00/12/31	8/16/2000	355 875 00	352 458 37	3 416 68
481 447 50	FNMA POOL 323715	0% 01 May 2029	06/12/31-00/12/31	8/8/2000	426 684 73	424 964 30	1 720 43
2 570 261 68	FNMA POOL 323862	0.5% 01 Aug 2029	06/12/31-00/12/31	2/28/2000	2 400 082 74	2 384 720 91	15 361 33
9 648 90	FNMA POOL 323862	0.5% 01 Aug 2029	06/12/31-00/12/31	3/27/2000	8 848 80	8 953 37	(68 53)
0 02	FNMA POOL 323862	0.5% 01 Aug 2029	06/12/31-00/12/31	3/31/2000	0 00	0 02	(0 02)
335 838 06	FNMA POOL 349331	0% 01 Jun 2029	06/12/31-00/12/31	12/7/2000	343 079 57	340 582 79	2 518 78
789 848 79	FNMA POOL 398104	0.5% 01 Nov 2027	06/12/31-00/12/31	8/9/2000	734 724 43	767 883 58	(32 858 16)
459 057 18	FNMA POOL 398114	0.5% 01 Dec 2027	06/12/31-00/12/31	8/9/2000	438 112 68	457 333 68	(18 223 00)
227 312 03	FNMA POOL 431153	0.5% 01 Jul 2028	06/12/31-00/12/31	1/7/2000	213 895 28	228 178 73	(15 284 44)
792 792 49	FNMA POOL 437176	0.5% 01 Sep 2028	06/12/31-00/12/31	1/7/2000	660 840 77	700 207 56	(39 366 79)
302 817 69	FNMA POOL 440738	0% 01 Dec 2028	06/12/31-00/12/31	12/7/2000	290 948 88	278 213 77	12 735 11
900 42	FNMA POOL 440738	0% 01 Dec 2028	06/12/31-00/12/31	12/25/2000	900 41	827 26	73 15
139 878 80	FNMA POOL 442281	0.5% 01 Oct 2028	06/12/31-00/12/31	1/7/2000	131 022 87	141 026 25	(9 403 58)
24 411 88	FNMA POOL 442281	0.5% 01 Oct 2028	06/12/31-00/12/31	1/7/2000	22 971 10	24 812 72	(1 841 12)
879 345 06	FNMA POOL 443086	0.5% 01 Nov 2028	06/12/31-00/12/31	1/7/2000	827 443 10	886 558 44	(59 115 34)
448 876 07	FNMA POOL 443167	0.5% 01 Sep 2028	06/12/31-00/12/31	1/7/2000	422 381 86	452 556 25	(30 178 39)
289 231 68	FNMA POOL 443215	0% 01 Oct 2028	06/12/31-00/12/31	12/7/2000	277 933 57	265 731 61	12 201 86
3 979 41	FNMA POOL 443215	0% 01 Oct 2028	06/12/31-00/12/31	12/25/2000	3 979 41	3 856 08	323 33
34 897 28	FNMA POOL 447783	0.5% 01 Nov 2028	06/12/31-00/12/31	1/7/2000	32 807 52	35 183 54	(2 346 02)
289 346 26	FNMA POOL 450080	0% 01 Dec 2028	06/12/31-00/12/31	10/17/2000	270 357 92	265 836 89	4 521 03
6 630 03	FNMA POOL 450080	0% 01 Dec 2028	06/12/31-00/12/31	11/27/2000	8 330 02	8 091 34	538 68
523 009 03	FNMA POOL 449280	0% 01 Feb 2029	06/12/31-00/12/31	12/7/2000	491 828 48	502 415 55	(10 787 06)
301 653 81	FNMA POOL 449939	0% 01 Dec 2028	06/12/31-00/12/31	12/7/2000	289 870 46	277 144 44	12 726 02
1 803 09	FNMA POOL 449939	0% 01 Dec 2028	06/12/31-00/12/31	12/25/2000	1 803 09	1 656 59	146 50
306 053 18	FNMA POOL 450232	0% 01 Dec 2028	06/12/31-00/12/31	12/7/2000	287 557 36	284 483 87	13 063 49
406 98	FNMA POOL 450232	0% 01 Dec 2028	06/12/31-00/12/31	12/25/2000	406 97	373 91	33 06
437 735 23	FNMA POOL 452887	0% 01 Aug 2029	06/12/31-00/12/31	5/31/2000	393 004 16	389 994 73	3 009 43
324 759 73	FNMA POOL 453296	0% 01 Dec 2028	06/12/31-00/12/31	12/7/2000	312 073 81	298 373 01	13 700 80
450 31	FNMA POOL 453296	0% 01 Dec 2028	06/12/31-00/12/31	12/25/2000	450 30	413 72	36 58
316 338 94	FNMA POOL 453842	0% 01 Dec 2028	06/12/31-00/12/31	12/7/2000	303 081 65	290 638 40	13 345 55
568 39	FNMA POOL 453842	0% 01 Dec 2028	06/12/31-00/12/31	12/25/2000	568 38	520 37	48 02
486 311 22	FNMA POOL 453873	0% 01 Jan 2029	06/12/31-00/12/31	10/17/2000	454 397 05	445 829 61	8 567 44
416 040 84	FNMA POOL 453873	0% 01 Jan 2029	06/12/31-00/12/31	10/17/2000	388 738 75	381 408 78	7 329 47
1 201 86	FNMA POOL 453873	0% 01 Jan 2029	06/12/31-00/12/31	11/27/2000	1 201 86	1 101 81	100 05
294 612 64	FNMA POOL 453968	0% 01 Dec 2028	06/12/31-00/12/31	10/17/2000	275 278 68	270 875 37	4 403 31
1 659 70	FNMA POOL 453968	0% 01 Dec 2028	06/12/31-00/12/31	11/27/2000	1 659 70	1 524 85	134 85
805 930 25	FNMA POOL 454741	0% 01 Dec 2028	06/12/31-00/12/31	12/7/2000	757 194 44	774 196 75	(16 822 31)
194 158 05	FNMA POOL 456078	0% 01 Dec 2028	06/12/31-00/12/31	12/7/2000	182 518 81	186 573 55	(4 004 41)
454 433 88	FNMA POOL 458557	0% 01 Jul 2029	06/12/31-00/12/31	12/7/2000	464 234 71	460 624 45	3 608 25
477 090 16	FNMA POOL 459076	0% 01 Jan 2029	06/12/31-00/12/31	12/7/2000	448 464 75	458 304 74	(9 839 99)
633 032 09	FNMA POOL 478328	0.5% 01 Jun 2029	06/12/31-00/12/31	5/18/2000	576 916 74	580 500 24	(10 583 50)
220 798 59	FNMA POOL 478528	0.5% 01 Jun 2029	06/12/31-00/12/31	6/9/2000	207 050 43	205 863 68	1 086 75
452 837 41	FNMA POOL 480087	0% 01 Jan 2029	06/12/31-00/12/31	8/8/2000	418 728 47	417 030 35	1 698 12
30 119 58	FNMA POOL 480312	0.5% 01 Jul 2029	06/12/31-00/12/31	1/7/2000	28 185 34	28 263 58	(78 24)
510 658 67	FNMA POOL 480312	0.5% 01 Jul 2029	06/12/31-00/12/31	12/12/2000	496 647 59	473 955 09	25 692 50
284 747 13	FNMA POOL 481553	0% 01 Jan 2029	06/12/31-00/12/31	10/17/2000	298 055 92	261 806 82	4 449 10
1 574 08	FNMA POOL 481553	0% 01 Jan 2029	06/12/31-00/12/31	11/27/2000	1 446 19	1 446 19	127 89
57 565 72	FNMA POOL 481570	0% 01 Feb 2029	06/12/31-00/12/31	8/8/2000	53 230 30	53 014 43	215 87
1 227 102 25	FNMA POOL 480914	0% 01 Feb 2029	06/12/31-00/12/31	8/18/2000	1 126 329 07	1 127 420 19	(10 929 86)
587 087 94	FNMA POOL 481341	0% 01 Jan 2029	06/12/31-00/12/31	8/1/2000	538 671 43	534 671 63	4 999 50
312 495 68	FNMA POOL 482384	0% 01 Jan 2029	06/12/31-00/12/31	8/18/2000	289 888 57	287 105 30	2 783 18
443 682 92	FNMA POOL 482728	0% 01 Feb 2029	06/12/31-00/12/31	8/8/2000	410 248 55	408 585 82	1 663 73
807 808 58	FNMA POOL 485077	0.5% 01 Oct 2029	06/12/31-00/12/31	1/3/2000	758 437 82	776 185 84	(13 756 12)
111 998 65	FNMA POOL 485077	0.5% 01 Oct 2029	06/12/31-00/12/31	1/3/2000	105 101 68	106 781 81	(1 679 83)
75 169 83	FNMA POOL 484753	0.5% 01 Mar 2029	06/12/31-00/12/31	11/14/2000	72 280 26	72 202 80	758 28
951 185 26	FNMA POOL 484840	0.5% 01 Jun 2029	06/12/31-00/12/31	5/18/2000	871 374 87	872 712 48	(1 337 61)
951 036 54	FNMA POOL 484940	0.5% 01 Jun 2029	06/12/31-00/12/31	5/18/2000	871 238 63	872 578 02	(1 337 39)
25 169 02	FNMA POOL 486878	0.5% 01 Mar 2029	06/12/31-00/12/31	2/10/2000	23 378 06	23 352 13	27 53
67 494 95	FNMA POOL 487782	0.5% 01 Feb 2029	06/12/31-00/12/31	1/7/2000	63 160 51	63 403 07	(242 56)
487 187 71	FNMA POOL 488625	0% 01 Feb 2029	06/12/31-00/12/31	8/1/2000	447 841 27	443 882 47	4 148 80
657 900 34	FNMA POOL 489110	0% 01 Jun 2029	06/12/31-00/12/31	4/10/2000	604 249 35	604 445 94	(205 58)
306 447 98	FNMA POOL 489147	0.5% 01 Jul 2029	06/12/31-00/12/31	2/10/2000	284 061 44	284 422 03	236 41
507 301 87	FNMA POOL 489147	0.5% 01 Jul 2029	06/12/31-00/12/31	2/28/2000	473 712 75	470 743 79	2 968 96
808 42	FNMA POOL 489147	0.5% 01 Jul 2029	06/12/31-00/12/31	3/27/2000	608 42	564 50	43 92
969 273 84	FNMA POOL 489214	0.5% 01 Aug 2029	06/12/31-00/12/31	5/18/2000	813 117 40	832 872 78	(19 555 36)
54 299 87	FNMA POOL 489197	0.5% 01 Aug 2029	06/12/31-00/12/31	2/28/2000	50 704 63	50 397 08	307 57
53 49	FNMA POOL 489197	0.5% 01 Aug 2029	06/12/31-00/12/31	3/27/2000	53 48		

THE ROCKEFELLER FOUNDATION
EMPLOYEE ID NO 13-165629
GAIN AND LOSSES FOR TAX ON INVESTMENT INCOME
FORM 990 PF 2000 PART IV

Par	Security Name	Security Description	Date Bought	Date Sold	Proceeds	Cost	Realized
26 57	FNMA POOL 493077	6 5% 01 Jun 2029	06/12/31-00/12/31	3/27/2000	28 57	26 57	2 05
126 231 37	FNMA POOL 494136	6 5% 01 Apr 2028	06/12/31-00/12/31	5/31/2000	113 332 10	112 484 28	847 84
482 657 55	FNMA POOL 493506	6 5% 01 May 2029	06/12/31-00/12/31	5/31/2000	433 335 88	430 017 71	3 318 27
412 802 18	FNMA POOL 495045	6 5% 01 Jun 2028	06/12/31-00/12/31	8/1/2000	379 455 50	379 440 23	3 515 27
517 646 33	FNMA POOL 494708	6 5% 01 May 2029	06/12/31-00/12/31	2/28/2000	483 372 48	480 440 50	2 931 98
054 20	FNMA POOL 494709	6 5% 01 May 2029	06/12/31-00/12/31	3/27/2000	654 20	607 18	47 02
498 573 57	FNMA POOL 494739	6 5% 01 May 2029	06/12/31-00/12/31	3/1/2000	451 988 10	448 748 80	3 379 30
503 42	FNMA POOL 494739	6 5% 01 May 2029	06/12/31-00/12/31	3/27/2000	603 42	542 51	60 91
474 018 39	FNMA POOL 494739	6 5% 01 May 2029	06/12/31-00/12/31	5/31/2000	425 580 53	422 321 05	3 258 88
1 694 705 48	FNMA POOL 494776	6 5% 01 May 2029	06/12/31-00/12/31	6/8/2000	3 464 657 34	3 446 487 46	18 164 88
090 476 54	FNMA POOL 490113	6 5% 01 Apr 2029	06/12/31-00/12/31	7/11/2000	839 780 79	823 682 24	15 398 05
872 440 03	FNMA POOL 490324	6 5% 01 May 2029	06/12/31-00/12/31	1/3/2000	818 958 12	832 387 32	(15 404 20)
429 036 03	FNMA POOL 496324	6 5% 01 May 2029	06/12/31-00/12/31	1/5/2000	393 127 65	400 740 63	(7 612 98)
544 713 47	FNMA POOL 496448	6 5% 01 May 2029	06/12/31-00/12/31	4/26/2000	510 839 10	514 243 56	(3 404 46)
210 496 88	FNMA POOL 497101	7 5% 01 Jun 2029	06/12/31-00/12/31	5/2/2000	200 960 85	203 197 20	(2 236 55)
763 506 39	FNMA POOL 497101	7 5% 01 Jun 2029	06/12/31-00/12/31	5/5/2000	718 413 67	737 024 19	(18 610 52)
250 800 41	FNMA POOL 498090	6 5% 01 Jun 2029	06/12/31-00/12/31	1/3/2000	235 360 51	230 278 27	(5 081 76)
101 375 00	FNMA POOL 498175	6 5% 01 Aug 2029	06/12/31-00/12/31	1/3/2000	84 824 18	86 854 73	(1 720 55)
511 077 87	FNMA POOL 498291	6 5% 01 Jul 2029	06/12/31-00/12/31	2/10/2000	474 743 43	474 184 44	558 99
134 131 14	FNMA POOL 498354	6 5% 01 Jun 2029	06/12/31-00/12/31	2/3/2000	125 250 70	124 490 47	759 73
123 90	FNMA POOL 498354	6 5% 01 Jun 2029	06/12/31-00/12/31	3/27/2000	173 90	114 99	8 91
346 945 41	FNMA POOL 498978	6 5% 01 Jun 2029	06/12/31-00/12/31	2/3/2000	323 873 83	322 088 71	1 065 12
499 06	FNMA POOL 498978	6 5% 01 Jun 2029	06/12/31-00/12/31	3/27/2000	499 06	463 18	35 87
287 851 71	FNMA POOL 499042	6 5% 01 Jun 2029	06/12/31-00/12/31	5/18/2000	272 951 70	281 637 48	(8 705 78)
502 236 64	FNMA POOL 499311	6 5% 01 Aug 2029	06/12/31-00/12/31	2/10/2000	468 530 75	465 981 44	2 549 31
78 180 34	FNMA POOL 499938	6 5% 01 Jul 2029	06/12/31-00/12/31	4/10/2000	72 722 19	72 748 93	(24 74)
648 058 12	FNMA POOL 501313	6 5% 01 Jun 2029	06/12/31-00/12/31	5/18/2000	584 598 09	613 567 76	(18 964 67)
908 803 25	FNMA POOL 501208	6 5% 01 Jun 2029	06/12/31-00/12/31	2/28/2000	932 764 93	927 107 07	5 657 86
1 096 06	FNMA POOL 501208	6 5% 01 Dec 2029	06/12/31-00/12/31	3/27/2000	1 086 95	1 018 12	7 8 83
230 027 30	FNMA POOL 502190	6 5% 01 Dec 2029	06/12/31-00/12/31	2/28/2000	214 782 31	213 488 45	1 302 86
353 92	FNMA POOL 501521	6 5% 01 Oct 2029	06/12/31-00/12/31	3/27/2000	353 91	328 48	25 43
520 149 53	FNMA POOL 501521	6 5% 01 Oct 2029	06/12/31-00/12/31	4/10/2000	490 568 03	491 703 86	(1 137 83)
171 872 80	FNMA POOL 501508	6 5% 01 Oct 2029	06/12/31-00/12/31	3/7/2000	180 740 82	180 578 60	161 22
789 041 85	FNMA POOL 502372	7 5% 01 Feb 2030	06/12/31-00/12/31	5/2/2000	753 832 18	787 019 56	(8 387 38)
153 177 51	FNMA POOL 502372	7 5% 01 Feb 2030	06/12/31-00/12/31	5/2/2000	146 736 55	147 864 17	(1 027 52)
48 242 42	FNMA POOL 502385	7 5% 01 Mar 2015	06/12/31-00/12/31	12/14/2000	49 165 81	49 018 87	146 99
458 528 83	FNMA POOL 502409	6 5% 01 Sep 2029	06/12/31-00/12/31	2/10/2000	426 859 30	426 336 68	507 62
484 576 49	FNMA POOL 502934	6 5% 01 Jul 2029	06/12/31-00/12/31	3/7/2000	434 233 83	432 905 06	1 324 77
243 708 64	FNMA POOL 503305	6 5% 01 Aug 2029	06/12/31-00/12/31	2/10/2000	228 240 29	227 971 55	268 74
839 696 56	FNMA POOL 503934	6 5% 01 Jul 2029	06/12/31-00/12/31	3/7/2000	785 134 28	784 348 79	787 49
837 202 11	FNMA POOL 504518	6 5% 01 Sep 2029	06/12/31-00/12/31	1/3/2000	587 974 36	607 537 38	(19 558 02)
264 565 90	FNMA POOL 504518	6 5% 01 Sep 2029	06/12/31-00/12/31	1/5/2000	247 611 14	257 247 05	(14 629 91)
24 362 75	FNMA POOL 504550	6 5% 01 Jun 2029	06/12/31-00/12/31	5/18/2000	22 318 57	22 352 83	(34 26)
782 186 72	FNMA POOL 504605	6 5% 01 Jun 2029	06/12/31-00/12/31	3/1/2000	690 978 96	685 267 49	5 718 47
782 50	FNMA POOL 504605	6 5% 01 Jun 2029	06/12/31-00/12/31	3/27/2000	782 50	703 60	78 90
41 080 38	FNMA POOL 504708	6 5% 01 Jul 2029	06/12/31-00/12/31	12/11/1999	38 776 03	39 187 57	(391 54)
426 717 76	FNMA POOL 504 18	6 5% 01 Jul 2029	06/12/31-00/12/31	5/31/2000	383 112 57	380 176 88	2 933 69
243 312 72	FNMA POOL 505140	6 5% 01 Jul 2029	06/12/31-00/12/31	2/10/2000	226 014 71	225 748 00	266 11
225 926 58	FNMA POOL 505 614	6 5% 01 Jul 2029	06/12/31-00/12/31	2/7/2000	210 969 65	209 689 90	2 719 69
1 911 85	FNMA POOL 505614	6 5% 01 Jul 2029	06/12/31-00/12/31	3/27/2000	1 911 85	1 774 44	137 41
103 517 14	FNMA POOL 505684	6 5% 01 Jun 2029	06/12/31-00/12/31	8/8/2000	95 718 39	95 328 22	388 17
480 886 71	FNMA POOL 505 28	6 5% 01 Jul 2029	06/12/31-00/12/31	8/8/2000	444 762 40	442 956 70	1 803 70
822 433 75	FNMA POOL 506724	6 5% 01 Sep 2029	06/12/31-00/12/31	4/10/2000	571 684 50	571 875 02	(194 52)
437 212 50	FNMA POOL 506031	6 5% 01 Aug 2029	06/12/31-00/12/31	2/7/2000	408 264 25	405 787 85	2 476 40
436 67	FNMA POOL 506031	6 5% 01 Aug 2029	06/12/31-00/12/31	3/27/2000	436 67	405 24	31 39
1 467 889 43	FNMA POOL 506281	6 5% 01 Jul 2029	06/12/31-00/12/31	2/28/2000	1 365 843 40	1 357 558 02	8 284 78
1 723 06	FNMA POOL 506281	6 5% 01 Jul 2029	06/12/31-00/12/31	3/27/2000	1 723 06	1 596 22	1 23 83
47 780 36	FNMA POOL 506474	6 5% 01 Jul 2029	06/12/31-00/12/31	1/3/2000	44 741 83	45 585 45	(843 62)
449 763 4	FNMA POOL 506480	6 5% 01 Jul 2029	06/12/31-00/12/31	2/28/2000	419 984 46	417 436 97	2 547 49
506 56	FNMA POOL 506480	6 5% 01 Jul 2029	06/12/31-00/12/31	3/27/2000	506 56	472 01	36 55
950 712 26	FNMA POOL 506531	6 5% 01 Jul 2029	06/12/31-00/12/31	3/1/2000	861 884 87	854 574 24	7 330 38
948 28	FNMA POOL 506531	6 5% 01 Jul 2029	06/12/31-00/12/31	3/27/2000	948 28	852 50	95 72
0 01	FNMA POOL 506531	6 5% 01 Jul 2029	06/12/31-00/12/31	3/31/2000	0 00	0 01	(0 01)
78 778 88	FNMA POOL 506549	6 5% 01 Jul 2029	06/12/31-00/12/31	1/3/2000	74 705 44	76 084 18	(1 358 74)
25 441 23	FNMA POOL 506838	6 5% 01 Aug 2029	06/12/31-00/12/31	4/26/2000	23 058 11	24 018 11	(1 059 00)
251 005 80	FNMA POOL 507178	6 5% 01 Jul 2029	06/12/31-00/12/31	2/10/2000	234 052 48	233 776 89	275 50
305 448 06	FNMA POOL 507414	6 5% 01 Jul 2029	06/12/31-00/12/31	5/18/2000	279 819 06	288 743 87	(8 924 81)
488 203 49	FNMA POOL 507527	6 5% 01 Jul 2029	06/12/31-00/12/31	3/1/2000	442 586 96	438 925 48	3 661 52
466 88	FNMA POOL 507527	6 5% 01 Jul 2029	06/12/31-00/12/31	3/27/2000	466 88	419 75	47 13
429 448 10	FNMA POOL 507549	6 5% 01 Aug 2029	06/12/31-00/12/31	4/26/2000	402 741 79	405 425 84	(2 684 05)
697 885 15	FNMA POOL 509440	6 5% 01 Oct 2029	06/12/31-00/12/31	4/18/2000	658 287 24	659 814 09	(1 526 85)
77 017 87	FNMA POOL 508618	7 5% 01 Aug 2014	06/12/31-00/12/31	12/14/2000	73 386 08	73 176 66	219 42
390 393 68	FNMA POOL 508705	6 5% 01 Aug 2029	06/12/31-00/12/31	1/27/2000	398 811 58	395 683 61	3 027 95
884 517 63	FNMA POOL 509542	7 5% 01 Aug 2029	06/12/31-00/12/31	8/25/2000	883 372 13	881 575 46	1 796 67
1 054 96	FNMA POOL 509542	7 5% 01 Aug 2029	06/12/31-00/12/31	8/25/2000	1 054 96	1 027 00	27 96
141 842 02	FNMA POOL 509748	6 5% 01 Aug 2029	06/12/31-00/12/31	3/7/2000	132 671 43	132 538 36	133 07
288 683 39	FNMA POOL 509539	6 5% 01 Jul 2029	06/12/31-00/12/31	4/18/2000	281 695 78	282 349 14	(653 36)
255 818 18	FNMA POOL 510457	6 5% 01 Aug 2029	06/12/31-00/12/31	3/7/2000	238 923 12	238 194 21	728 91
545 207 35	FNMA POOL 510457	6 5% 01 Aug 2029	06/12/31-00/12/31	4/26/2000	511 297 58	514 705 10	(3 407 52)
76 773 67	FNMA POOL 511906	6 5% 01 Sep 2029	06/12/31-00/12/31	8/16/2000	71 219 53	70 535 77	683 76
228 846 99	FNMA POOL 511906	6 5% 01 Sep 2029	06/12/31-00/12/31	10/17/2000	213 922 34	210 345 05	3 577 29
5 051 04	FNMA POOL 511906	6 5% 01 Sep 2029	06/12/31-00/12/31	11/27/2000	5 051 04	4 640 84	410 40
893 651 38	FNMA POOL 512406	6 5% 01 Sep 2029	06/12/31-00/12/31	2/10/2000	844 337 11	843 578 43	758 68
802 537 78	FNMA POOL 512406	6 5% 01 Sep 2029	06/12/31-00/12/31	2/10/2000	558 701 09	558 047 07	659 02
26 802 00	FNMA POOL 512618	7 5% 01 Dec 2015	06/12/31-00/12/31	12/14/2000	27 478 07	27 295 92	82 15
836 100 11	FNMA POOL 512744	6 5% 01 Aug 2029	06/12/31-00/12/31	8/20/2000	945 333 13	944 878 05	457 08
382 343 49	FNMA POOL 514317	6 5% 01 Sep 2029	06/12/31-00/12/31	2/28/2000	366 366 06	364 143 80	2 222 26
430 80	FNMA POOL 514317	6 5% 01 Sep 2029	06/12/31-00/12/31	3/27/2000	430 80	398 84	30 96
34 322 87	FNMA POOL 515517	7 5% 01 Oct 2029	06/12/31-00/12/31	5/2/2000	327 61	33 132 30	(364 69)
905 445 69	FNMA POOL 515517	7 5% 01 Oct 2029	06/12/31-00/12/31	5/2/2000	864 417 86	874 038 03	(8 620 35)
289 729 95	FNMA POOL 515821	6 5% 01 Jan 2030	06/12/31-00/12/31	4/13/2000	272 881 49	273 885 34	(1 003 85)
383 454 88	FNMA POOL 515885	6 5% 01 Oct 2029	06/12/31-00/12/31	4/26/2000	359 808 86	382 005 45	(2 396 59)
294 487 77	FNMA POOL 515857	7 5% 01 Nov 2029	06/12/31-00/12/31	5/5/2000	277 075 77	284 233 42	(7 177 65)
24 507 63	FNMA POOL 516894	6 5% 01 Jul 2029	06/12/31-00/12/31	5/18/2000	22 451 78	22 483 73	(34 46)
585 151 53	FNMA POOL 516900	6 5% 01 Jan 2030	06/12/31-00/12/31	7/1/2000	564 417 52	562 804 18	1 613 35
278 042 20	FNMA POOL 516987						

THE ROCKEFELLER FOUNDATION
EMPLOYEE ID NO 13-165629
GAIN AND LOSSES FOR TAX ON INVESTMENT INCOME
FORM 990 PF 2000 PART IV

Par	Security Name	Security Description	Date Bought	Date Sold	Proceeds	Cost	Realized
378.58	FNMA POOL 524658	8.5% 01 Nov 2029	06/12/21-00/12/31	3/27/2000	378.58	351.23	27.33
535.324.11	FNMA POOL 525509	8.5% 01 Jan 2030	06/12/21-00/12/31	3/7/2000	500.360.78	486.834.25	1,526.51
40.828.04	FNMA POOL 524472	7% 01 Feb 2030	06/12/21-00/12/31	5/22/2000	38.878.02	39.411.82	(433.80)
98.378.59	FNMA POOL 525023	8% 01 Feb 2030	06/12/21-00/12/31	11/18/2000	99.900.39	99.823.53	76.86
179.686.03	FNMA POOL 525012	8% 01 Jan 2030	06/12/21-00/12/31	10/24/2000	182.514.68	181.847.87	666.81
81.042.04	FNMA POOL 525030	8% 01 Mar 2030	06/12/21-00/12/31	4/20/2000	81.423.56	81.385.40	38.16
300.288.31	FNMA POOL 525098	6.5% 01 Dec 2029	06/12/21-00/12/31	4/14/2000	284.710.85	283.866.29	844.56
289.693.26	FNMA POOL 526274	8% 01 Jul 2029	06/12/21-00/12/31	4/24/2000	274.687.60	273.343.18	(855.50)
744.282.42	FNMA POOL 526699	6.5% 01 Jan 2030	06/12/21-00/12/31	3/7/2000	695.871.47	693.548.10	2,122.37
94.454.58	FNMA POOL 526899	7% 01 Jan 2030	06/12/21-00/12/31	5/2/2000	90.174.81	91.178.18	(1,003.58)
848.722.69	FNMA POOL 526998	7% 01 Jan 2030	06/12/21-00/12/31	5/2/2000	808.355.57	817.352.00	(8,998.43)
178.420.20	FNMA POOL 528997	8% 01 Apr 2030	06/12/21-00/12/31	10/24/2000	178.187.44	178.542.76	854.68
506.495.59	FNMA POOL 530180	8% 01 Mar 2030	06/12/21-00/12/31	12/7/2000	517.417.01	513.618.18	3,786.82
742.577.98	FNMA POOL 531030	7% 01 Apr 2030	06/12/21-00/12/31	5/5/2000	688.719.46	718.818.80	(18,100.34)
238.302.19	FNMA POOL 531030	7% 01 Apr 2030	06/12/21-00/12/31	5/5/2000	222.430.27	228.182.33	(5,782.06)
171.784.00	FNMA POOL 531048	8% 01 Apr 2030	06/12/21-00/12/31	9/20/2000	173.488.45	173.404.57	83.68
257.322.14	FNMA POOL 531078	7% 01 Feb 2030	06/12/21-00/12/31	5/5/2000	242.124.06	246.396.28	(8,272.22)
723.856.81	FNMA POOL 531078	7% 01 Feb 2030	06/12/21-00/12/31	5/5/2000	681.105.71	698.748.77	(17,644.06)
81.824.23	FNMA POOL 530321	8% 01 Mar 2015	06/12/21-00/12/31	12/14/2000	94.507.27	93.767.01	710.21
514.694.32	FNMA POOL 530316	8% 01 Mar 2030	06/12/21-00/12/31	11/13/2000	521.731.15	527.253.88	(5,522.74)
458.917.58	FNMA POOL 530361	8% 01 Mar 2030	06/12/21-00/12/31	11/13/2000	465.181.65	465.857.94	(466.09)
802.152.21	FNMA POOL 530379	7.5% 01 Mar 2015	06/12/21-00/12/31	12/14/2000	817.505.90	815.081.84	2,444.06
49.336.05	FNMA POOL 530684	7.5% 01 Apr 2015	06/12/21-00/12/31	12/14/2000	50.280.38	50.130.06	150.32
50.189.52	FNMA POOL 531260	8% 01 Apr 2030	06/12/21-00/12/31	4/20/2000	50.513.27	50.481.89	31.38
895.536.40	FNMA POOL 532016	7.5% 01 Mar 2015	06/12/21-00/12/31	12/14/2000	912.677.53	908.948.94	2,728.59
57.870.72	FNMA POOL 532254	8% 01 Apr 2030	06/12/21-00/12/31	4/20/2000	58.722.42	58.196.25	30.17
71.630.70	FNMA POOL 532452	6.5% 01 Feb 2030	06/12/21-00/12/31	4/26/2000	67.457.51	67.907.07	(449.56)
898.689.21	FNMA POOL 533718	8% 01 Apr 2030	06/12/21-00/12/31	11/7/2000	913.503.54	912.450.39	1,053.15
37.470.30	FNMA POOL 533734	8% 01 May 2030	06/12/21-00/12/31	9/20/2000	37.839.88	37.821.56	18.29
924.749.76	FNMA POOL 533008	7% 01 Mar 2030	06/12/21-00/12/31	5/2/2000	882.847.04	892.872.50	(8,825.46)
26.288.57	FNMA POOL 533455	8% 01 Mar 2030	06/12/21-00/12/31	11/13/2000	26.647.98	26.674.08	(26.01)
156.867.43	FNMA POOL 535493	7.5% 01 Sep 2015	06/12/21-00/12/31	12/14/2000	159.864.66	159.386.94	477.94
924.795.87	FNMA POOL 535493	7.5% 01 Sep 2015	06/12/21-00/12/31	12/14/2000	942.497.10	939.879.38	2,817.74
408.278.47	FNMA POOL 535127	8% 01 Feb 2030	06/12/21-00/12/31	12/14/2000	414.018.98	414.018.98	3,062.09
999.900.05	FNMA POOL 535190	8% 01 Mar 2030	06/12/21-00/12/31	12/5/2000	1,018.382.76	1,018.273.12	(2,880.34)
62.507.68	FNMA POOL 535271	8% 01 May 2030	06/12/21-00/12/31	11/27/2000	63.533.01	63.458.78	73.25
50.090.81	FNMA POOL 536194	8% 01 Mar 2030	06/12/21-00/12/31	4/20/2000	50.403.98	50.372.87	31.31
37.571.39	FNMA POOL 536330	8% 01 Apr 2030	06/12/21-00/12/31	11/27/2000	38.148.70	38.148.70	44.03
408.815.52	FNMA POOL 537352	8.5% 01 Jun 2030	06/12/21-00/12/31	7/26/2000	415.458.17	415.394.80	63.87
63.898.01	FNMA POOL 536551	8% 01 Apr 2030	06/12/21-00/12/31	4/20/2000	64.297.37	64.257.43	39.94
40.985.61	FNMA POOL 536724	7.5% 01 Apr 2015	06/12/21-00/12/31	12/14/2000	41.770.10	41.845.22	(74.86)
861.461.81	FNMA POOL 536724	7.5% 01 Apr 2015	06/12/21-00/12/31	12/14/2000	877.506.83	875.326.06	2,624.77
71.407.23	FNMA POOL 536855	8% 01 Sep 2030	06/12/21-00/12/31	9/20/2000	72.111.54	72.078.67	34.87
656.891.36	FNMA POOL 536908	6.5% 01 Feb 2030	06/12/21-00/12/31	11/14/2000	623.854.80	621.008.03	2,945.57
48.318.70	FNMA POOL 536908	6.5% 01 Feb 2030	06/12/21-00/12/31	11/14/2000	44.530.28	44.340.08	159.22
80.412.81	FNMA POOL 538269	6.5% 01 May 2030	06/12/21-00/12/31	11/14/2000	77.321.94	77.045.52	276.42
674.791.00	FNMA POOL 537870	8% 01 May 2030	06/12/21-00/12/31	4/20/2000	880.258.44	878.711.70	546.74
26.330.34	FNMA POOL 537981	8% 01 May 2030	06/12/21-00/12/31	9/20/2000	26.580.04	26.577.18	12.86
898.809.00	FNMA POOL 538023	8% 01 May 2030	06/12/21-00/12/31	4/20/2000	905.432.81	904.870.43	562.38
881.187.00	FNMA POOL 538023	8% 01 May 2030	06/12/21-00/12/31	4/20/2000	886.684.42	886.143.68	550.74
81.410.00	FNMA POOL 538043	8% 01 May 2030	06/12/21-00/12/31	4/20/2000	81.755.43	81.755.43	38.38
149.846.36	FNMA POOL 538501	8% 01 Jun 2030	06/12/21-00/12/31	12/7/2000	153.179.58	152.054.98	1,124.60
858.502.01	FNMA POOL 539238	8% 01 Jun 2030	06/12/21-00/12/31	11/16/2000	872.858.36	872.186.82	671.54
254.902.54	FNMA POOL 540756	8% 01 May 2030	06/12/21-00/12/31	12/7/2000	260.398.87	258.487.11	1,911.78
137.287.67	FNMA POOL 540756	8% 01 May 2030	06/12/21-00/12/31	12/7/2000	140.247.94	139.218.27	1,029.67
404.154.87	FNMA POOL 541217	8.5% 01 Jun 2030	06/12/21-00/12/31	7/26/2000	410.722.38	410.658.23	63.16
55.128.41	FNMA POOL 541330	7.5% 01 May 2015	06/12/21-00/12/31	12/14/2000	56.183.60	56.015.63	167.97
188.065.57	FNMA POOL 542740	8% 01 Aug 2030	06/12/21-00/12/31	10/24/2000	181.026.14	180.328.24	697.90
328.149.33	FNMA POOL 542756	8% 01 Jul 2030	06/12/21-00/12/31	9/20/2000	331.385.96	331.275.73	160.23
899.826.49	FNMA POOL 542527	8% 01 Jul 2030	06/12/21-00/12/31	11/27/2000	914.658.56	913.605.08	1,054.48
408.186.53	FNMA POOL 543173	8.5% 01 Jul 2030	06/12/21-00/12/31	7/26/2000	416.439.48	416.375.43	64.03
415.186.90	FNMA POOL 543173	8.5% 01 Jul 2030	06/12/21-00/12/31	7/26/2000	421.933.69	421.868.87	64.87
800.841.43	FNMA POOL 544058	8% 01 Aug 2030	06/12/21-00/12/31	9/20/2000	874.766.19	874.766.19	423.17
999.880.00	FNMA POOL 548125	8% 01 Aug 2030	06/12/21-00/12/31	7/13/2000	1,004.979.90	1,004.047.42	937.48
1,000.026.06	FNMA POOL 548125	8% 01 Aug 2030	06/12/21-00/12/31	7/25/2000	1,003.710.08	1,004.082.58	(312.50)
999.080.00	FNMA POOL 548125	8% 01 Aug 2030	06/12/21-00/12/31	7/25/2000	1,003.726.93	1,004.042.42	(312.48)
27.593.90	FNMA POOL 548255	8% 01 Jul 2015	06/12/21-00/12/31	12/14/2000	28.400.18	28.352.73	47.43
1,999.899.92	FNMA POOL 547134	8% 01 Oct 2015	06/12/21-00/12/31	12/14/2000	2,058.437.43	2,049.082.42	9,375.01
458.935.33	FNMA POOL 548998	8% 01 Aug 2030	06/12/21-00/12/31	12/7/2000	468.831.12	465.389.11	3,447.01
61.651.63	FNMA POOL 548689	8% 01 Sep 2030	06/12/21-00/12/31	9/20/2000	62.481.69	62.431.48	30.20
278.797.00	FNMA POOL 549999	8.5% 01 Oct 2030	06/12/21-00/12/31	10/10/2000	284.847.01	284.018.35	827.66
88.520.88	FNMA POOL 549557	7.5% 01 Aug 2015	06/12/21-00/12/31	4/24/2000	87.794.13	87.581.45	207.68
187.010.00	FNMA POOL 549617	8.5% 01 Aug 2030	06/12/21-00/12/31	7/26/2000	190.048.81	190.019.69	29.22
175.033.00	FNMA POOL 549617	8.5% 01 Aug 2030	06/12/21-00/12/31	7/26/2000	177.877.29	177.849.94	27.35
89.808.29	FNMA POOL 550862	8% 01 Aug 2015	06/12/21-00/12/31	12/14/2000	71.848.00	71.728.02	119.88
844.416.88	FNMA POOL 550112	8.5% 01 Dec 2030	06/12/21-00/12/31	11/14/2000	811.950.60	809.056.92	2,902.68
275.307.00	FNMA POOL 551989	8.5% 01 Oct 2030	06/12/21-00/12/31	10/10/2000	281.286.32	280.469.00	817.32
440.389.00	FNMA POOL 551888	8.5% 01 Oct 2030	06/12/21-00/12/31	10/10/2000	449.953.30	448.646.30	1,307.40
280.718.00	FNMA POOL 552030	8.5% 01 Sep 2030	06/12/21-00/12/31	10/10/2000	286.815.87	285.982.10	833.77
175.407.00	FNMA POOL 552030	8.5% 01 Sep 2030	06/12/21-00/12/31	10/10/2000	179.216.82	178.685.26	521.36
500.050.00	FNMA POOL 552102	8% 01 Oct 2030	06/12/21-00/12/31	9/20/2000	504.982.13	504.737.97	244.16
632.267.00	FNMA POOL 557103	8% 01 Nov 2030	06/12/21-00/12/31	10/24/2000	642.720.27	639.873.96	2,346.31
645.627.00	FNMA POOL 557112	8% 01 Nov 2030	06/12/21-00/12/31	10/24/2000	655.785.50	653.389.64	2,395.86
177.958.00	FNMA POOL 558047	8% 01 Nov 2030	06/12/21-00/12/31	10/24/2000	180.759.45	180.099.06	660.39
73.600.40	FNMA POOL 557519	8.5% 01 Nov 2030	06/12/21-00/12/31	11/14/2000	70.771.39	70.518.38	253.00
72.163.85	FNMA POOL 558438	8.5% 01 Nov 2030	06/12/21-00/12/31	11/14/2000	69.390.08	69.141.95	248.07
70.944.20	FNMA POOL 560498	8.5% 01 Nov 2030	06/12/21-00/12/31	11/14/2000	68.217.28	67.973.41	243.87
93.575.22	FNMA POOL 560805	8% 01 Oct 2015	06/12/21-00/12/31	12/14/2000	95.308.37	95.585.83	723.74
354.704.00	FNMA POOL 561021	8% 01 Dec 2030	06/12/21-00/12/31	12/7/2000	362.352.31	359.092.03	2,680.28
999.900.05	FNMA POOL 562058	8% 01 Dec 2030	06/12/21-00/12/31	12/6/2000	1,021.864.75	1,019.273.12	2,421.63
935.391.00	FNMA POOL 562201	7.5% 01 Jan 2031	06/12/21-00/12/31	11/20/2000	934.806.38	934.806.38	1,800.01
935.391.00	FNMA POOL 562201	7.5% 01 Jan 2031	06/12/21-00/12/31	12/6/2000	944.452.60	944.452.60	9,846.22
935.391.00	FNMA POOL 562201	7.5% 01 Jan 2031	06/12/21-00/12/31	12/6/2000	944.452.60	944.452.60	9,846.22
935.391.00	FNMA POOL 562201	7.5%					

THE ROCKEFELLER FOUNDATION
EMPLOYEE ID NO 13 165629
GAIN AND LOSSES FOR TAX ON INVESTMENT INCOME
FORM 990 PF 2000 PART IV

Par	Security Name	Security Description	Date Bought	Date Sold	Proceeds	Cost	Realized
2 000 000 00	FHLMC TBA APR 30 GOLD SINGLE	6 5% 31 Dec 2009	86/12/21-00/12/21	4/10/2000	1 804 587 50	1 805 037 50	(11 250 00)
2 000 000 00	FHLMC TBA MAY 30 GOLD SINGLE	6 5% 31 Dec 2009	86/12/21-00/12/21	5/10/2000	1 840 156 75	1 802 500 00	(52 343 75)
(2 000 000 00)	FHLMC TBA JAN 30 GOLD SINGLE	7% 01 Dec 2009	86/12/21-00/12/21	12/14/1999	1 952 477 50	952 720 00	1 212 50
2 000 000 00	FHLMC TBA JAN 30 GOLD SINGLE	7% 01 Dec 2009	86/12/21-00/12/21	1/12/2000	1 917 343 75	1 958 750 00	(41 406 25)
2 000 000 00	FHLMC TBA JAN 30 GOLD SINGLE	7% 01 Dec 2009	86/12/21-00/12/21	1/12/2000	1 916 093 75	1 941 875 00	(25 781 25)
2 000 000 00	FHLMC TBA FEB 30 GOLD SINGLE	7% 01 Dec 2009	86/12/21-00/12/21	1/20/2000	1 907 812 50	1 915 000 00	(7 187 50)
6 000 000 00	FHLMC TBA OCT 30 GOLD SINGLE	7% 01 Dec 2009	86/12/21-00/12/21	9/26/2000	5 802 187 50	5 852 812 50	(9 375 00)
3 000 000 00	FHLMC TBA NOV 30 GOLD SINGLE	7% 01 Dec 2009	86/12/21-00/12/21	10/16/2000	2 940 488 75	2 928 750 00	(11 718 75)
1 000 000 00	FHLMC TBA FEB 30 GOLD SINGLE	7 5% 31 Dec 2009	86/12/21-00/12/21	1/25/2000	983 750 00	985 562 50	(12 812 50)
6 000 000 00	FHLMC TBA FEB 30 GOLD SINGLE	7 5% 31 Dec 2009	86/12/21-00/12/21	1/26/2000	5 900 156 75	5 918 375 00	(18 718 75)
6 000 000 00	FHLMC TBA APR 30 GOLD SINGLE	7 5% 31 Dec 2009	86/12/21-00/12/21	4/4/2000	5 940 000 00	5 902 265 83	37 734 37
2 000 000 00	FHLMC TBA AUG 30 GOLD SINGLE	7 5% 31 Dec 2009	86/12/21-00/12/21	8/8/2000	1 886 328 13	1 983 592 75	2 734 38
2 000 000 00	FHLMC TBA AUG 30 GOLD SINGLE	7 5% 31 Dec 2009	86/12/21-00/12/21	8/8/2000	1 886 875 00	1 980 488 75	6 406 25
1 000 000 00	FHLMC TBA SEP 30 GOLD SINGLE	7 5% 31 Dec 2009	86/12/21-00/12/21	8/8/2000	993 184 06	997 000 00	3 184 06
3 000 000 00	FHLMC TBA SEP 30 GOLD SINGLE	7 5% 31 Dec 2009	86/12/21-00/12/21	8/8/2000	2 945 937 50	2 978 093 75	9 843 75
1 000 000 00	FHLMC TBA SEP 30 GOLD SINGLE	7 5% 31 Dec 2009	86/12/21-00/12/21	9/5/2000	993 478 56	993 515 83	(38 07)
2 000 000 00	FHLMC TBA SEP 30 GOLD SINGLE	7 5% 31 Dec 2009	86/12/21-00/12/21	9/11/2000	1 986 484 38	1 965 000 00	1 484 38
2 000 000 00	FHLMC TBA SEP 30 GOLD SINGLE	7 5% 31 Dec 2009	86/12/21-00/12/21	9/11/2000	1 987 109 38	1 969 825 00	1 484 38
2 000 000 00	FHLMC TBA SEP 30 GOLD SINGLE	7 5% 31 Dec 2009	86/12/21-00/12/21	9/11/2000	1 987 109 38	1 984 531 25	2 578 14
1 000 000 00	FHLMC TBA OCT 30 GOLD SINGLE	7 5% 01 Dec 2009	86/12/21-00/12/21	9/20/2000	994 052 50	995 234 38	(11 71 88)
4 000 000 00	FHLMC TBA OCT 30 GOLD SINGLE	7 5% 01 Dec 2009	86/12/21-00/12/21	10/10/2000	3 981 562 50	3 972 734 37	8 828 13
2 000 000 00	FHLMC TBA OCT 30 GOLD SINGLE	7 5% 01 Dec 2009	86/12/21-00/12/21	10/10/2000	1 990 781 25	1 985 000 00	5 781 25
2 000 000 00	FHLMC TBA NOV 30 GOLD SINGLE	7 5% 01 Dec 2009	86/12/21-00/12/21	10/25/2000	2 008 328 13	1 989 375 00	18 953 13
(1 000 000 00)	FHLMC TBA JAN 30 GOLD SINGLE	8% 01 Dec 2009	86/12/21-00/12/21	12/18/1999	(2 023 750 00)	(2 020 625 00)	6 875 00
3 000 000 00	FHLMC TBA APR 30 GOLD SINGLE	8% 31 Dec 2009	86/12/21-00/12/21	3/20/2000	3 015 703 13	2 997 880 83	17 812 50
3 000 000 00	FHLMC TBA MAY 30 GOLD SINGLE	8% 31 Dec 2009	86/12/21-00/12/21	4/18/2000	3 015 998 09	3 008 375 00	6 621 09
5 000 000 00	FHLMC TBA JUN 30 GOLD SINGLE	8% 31 Dec 2009	86/12/21-00/12/21	5/31/2000	4 988 750 00	4 930 468 75	38 281 25
5 000 000 00	FHLMC TBA JUN 30 GOLD SINGLE	8% 31 Dec 2009	86/12/21-00/12/21	6/8/2000	5 008 788 06	5 007 421 88	1 367 18
3 000 000 00	FHLMC TBA JUN 30 GOLD SINGLE	8% 31 Dec 2009	86/12/21-00/12/21	6/9/2000	3 004 453 13	3 011 250 00	(8 706 87)
3 000 000 00	FHLMC TBA JUL 30 GOLD SINGLE	8% 31 Dec 2009	86/12/21-00/12/21	6/12/2000	2 988 125 00	2 999 052 50	(9 337 50)
1 000 000 00	FHLMC TBA AUG 30 GOLD SINGLE	8% 31 Dec 2009	86/12/21-00/12/21	8/4/2000	1 009 921 88	1 004 785 63	5 156 25
2 000 000 00	FHLMC TBA AUG 30 GOLD SINGLE	8% 31 Dec 2009	86/12/21-00/12/21	8/11/2000	2 020 546 88	2 009 531 25	11 015 63
2 000 000 00	FHLMC TBA SEP 30 GOLD SINGLE	8% 31 Dec 2009	86/12/21-00/12/21	8/15/2000	2 017 500 00	2 020 000 00	(2 500 00)
2 000 000 00	FHLMC TBA SEP 30 GOLD SINGLE	8% 31 Dec 2009	86/12/21-00/12/21	8/11/2000	2 018 687 50	2 018 750 00	837 50
2 000 000 00	FHLMC TBA OCT 30 GOLD SINGLE	8% 01 Dec 2009	86/12/21-00/12/21	10/11/2000	2 028 718 75	2 017 500 00	9 218 75
3 000 000 00	FHLMC TBA JUL 30 GOLD SINGLE	8 5% 31 Dec 2009	86/12/21-00/12/21	6/18/2000	3 082 343 75	3 043 563 75	18 750 00
3 000 000 00	FHLMC TBA AUG 30 GOLD SINGLE	8 5% 31 Dec 2009	86/12/21-00/12/21	7/25/2000	3 055 781 25	3 057 187 50	(1 406 25)
2 000 000 00	FHLMC TBA SEP 30 GOLD SINGLE	8 5% 31 Dec 2009	86/12/21-00/12/21	8/10/2000	2 044 375 00	2 034 375 00	10 000 00
773 938 84	FED HML LN PC C000944	6% 01 Dec 2026	86/12/21-00/12/21	5/24/2000	698 182 17	702 954 13	(6 771 96)
778 114 28	FED HML LN PC C000948	6% 01 Dec 2027	86/12/21-00/12/21	5/11/2000	698 777 02	708 746 60	(9 969 58)
5 426 74	FED HML LN PC C000949	6% 01 Dec 2027	86/12/21-00/12/21	6/1/2000	5 426 74	4 929 01	497 73
2 783 670 79	FED HML LN PC C00340	7% 01 Apr 2026	86/12/21-00/12/21	9/8/2000	2 732 781 81	2 670 801 63	61 980 18
878 467 77	FED HML LN PC E73919	0% 01 Dec 2013	86/12/21-00/12/21	7/11/2000	845 384 98	878 467 77	(33 102 79)
493 333 75	FED HML LN PC E77430	0% 01 Jun 2014	86/12/21-00/12/21	7/11/2000	468 847 79	487 629 58	(18 881 79)
658 700 29	FED HML LN PC C00785	6 5% 01 Jun 2029	86/12/21-00/12/21	5/18/2000	604 203 13	605 386 74	(1 183 61)
652 433 02	FED HML LN PC C00785	6 5% 01 Jun 2029	86/12/21-00/12/21	5/18/2000	598 454 38	599 826 72	(1 372 34)
748 709 47	FED HML LN PC C00881	7% 01 Nov 2029	86/12/21-00/12/21	3/3/2000	728 382 87	724 423 38	(5 440 51)
17 567 937 34	FED HML LN PC C00896	2 5% 01 Dec 2029	86/12/21-00/12/21	1/10/2000	17 378 393 55	17 696 869 36	(308 476 83)
177 309 77	FED HML LN PC C00079	6% 01 Jan 2030	86/12/21-00/12/21	8/3/2000	163 402 03	157 969 63	5 402 40
1 000 000 00	FED HML LN PC C00901	8% 01 Dec 2029	86/12/21-00/12/21	12/16/1999	1 011 875 99	1 015 313 50	(3 437 51)
1 000 000 00	FED HML LN PC C00901	8% 01 Dec 2029	86/12/21-00/12/21	12/16/1999	1 011 875 99	1 015 313 50	(3 437 51)
500 100 00	FED HML LN PC C01025	8% 01 Jul 2030	86/12/21-00/12/21	6/23/2000	499 631 16	499 787 44	(156 28)
500 100 00	FED HML LN PC C01025	8% 01 Jul 2030	86/12/21-00/12/21	6/23/2000	499 631 16	499 787 44	(156 28)
302 551 00	FED HML LN PC C01079	7 5% 01 Oct 2030	86/12/21-00/12/21	9/20/2000	300 754 80	300 187 32	567 48
534 203 00	FED HML LN PC C01079	7 5% 01 Oct 2030	86/12/21-00/12/21	9/20/2000	531 031 17	530 029 54	1 001 63
739 550 00	FED HML LN PC C01079	7 5% 01 Oct 2030	86/12/21-00/12/21	9/20/2000	735 158 92	733 772 27	1 386 65
41 437 81	FED HML LN PC C01079	7 5% 01 Oct 2030	86/12/21-00/12/21	10/17/2000	41 382 58	41 217 78	174 61
41 426 82	FED HML LN PC C01079	7 5% 01 Oct 2030	86/12/21-00/12/21	10/17/2000	41 381 61	41 205 84	174 77
41 416 93	FED HML LN PC C01079	7 5% 01 Oct 2030	86/12/21-00/12/21	10/17/2000	41 371 63	41 196 91	174 72
41 404 94	FED HML LN PC C01079	7 5% 01 Oct 2030	86/12/21-00/12/21	10/17/2000	41 359 65	41 184 87	174 68
229 423 00	FED HML LN PC C01096	8% 01 Nov 2030	86/12/21-00/12/21	11/8/2000	232 567 52	232 282 81	304 71
1 738 571 63	FED HML LN PC C127 4	6% 01 Jul 2028	86/12/21-00/12/21	5/24/2000	1 107 553 97	1 124 971 39	(17 417 42)
648 914 84	FED HML LN PC C13824	0% 01 Aug 2028	86/12/21-00/12/21	5/24/2000	580 271 84	589 367 00	(9 125 36)
999 999 98	FED HML LN PC C21062	6% 01 Jan 2029	86/12/21-00/12/21	11/17/2000	941 387 17	919 296 86	22 070 31
595 754 25	FED HML LN PC C25013	0% 01 Apr 2029	86/12/21-00/12/21	10/8/2000	474 907 77	455 575 31	15 332 48
223 765 83	FED HML LN PC C25049	7% 01 Apr 2029	86/12/21-00/12/21	8/8/2000	218 486 35	227 402 03	(8 915 68)
386 201 47	FED HML LN PC C27785	0% 01 Jun 2029	86/12/21-00/12/21	10/6/2000	359 800 88	348 184 76	11 616 22
301 348 52	FED HML LN PC C28156	0% 01 Jun 2029	86/12/21-00/12/21	10/8/2000	280 749 45	268 530 68	12 218 77
441 200 46	FED HML LN PC POOL C78221	6 5% 01 Jun 2029	86/12/21-00/12/21	5/18/2000	312 071 45	313 564 55	(613 10)
878 057 78	FED HML LN PC C28778	7% 01 Jul 2028	86/12/21-00/12/21	9/8/2000	955 958 15	956 403 58	(535 43)
508 059 25	FED HML LN PC C29820	8% 01 Aug 2029	86/12/21-00/12/21	8/3/2000	468 208 35	452 728 42	15 478 93
347 487 00	FED HML LN PC C29184	8 5% 01 Jul 2029	86/12/21-00/12/21	5/18/2000	318 720 27	318 544 82	(174 65)
1 087 154 44	FED HML LN PC C29893	8% 01 Aug 2029	86/12/21-00/12/21	4/7/2000	997 124 46	980 137 67	16 986 79
1 939 959 95	FED HML LN PC C31207	7% 01 Sep 2029	86/12/21-00/12/21	3/3/2000	1 867 211 51	1 861 755 31	5 456 14
33 106 56	FED HML LN PC C31320	7% 01 Oct 2029	86/12/21-00/12/21	3/3/2000	31 860 88	31 773 88	93 12
423 873 84	FED HML LN PC C31504	7% 01 Oct 2029	86/12/21-00/12/21	12/14/1999	414 005 15	415 131 44	(1 125 91)
51 265 72	FED HML LN PC C31504	7% 01 Oct 2029	86/12/21-00/12/21	12/14/1999	50 072 19	50 208 36	(136 17)
306 061 03	FED HML LN PC C31890	7% 01 Oct 2029	86/12/21-00/12/21	12/14/1999	298 521 58	300 336 15	(1 814 57)
281 654 32	FED HML LN PC C32238	7 5% 01 Oct 2029	86/12/21-00/12/21	11/10/2000	288 178 53	286 087 24	(3 907 71)
998 285 20	FED HML LN PC POOL C33112	7 5% 01 Dec 2029	86/12/21-00/12/21	4/4/2000	988 384 22	984 870 74	4 523 48
3 342 87	FED HML LN PC C33173	7% 01 Dec 2029	86/12/21-00/12/21	2/1/2000	3 342 87	3 280 74	62 23
3 355 38	FED HML LN PC C33173	7% 01 Dec 2029	86/12/21-00/12/21	3/1/2000	3 355 38	3 302 05	52 43
3 778 721 81	FED HML LN PC C33173	7% 01 Dec 2029	86/12/21-00/12/21	3/3/2000	3 636 538 50	3 718 187 11	(82 648 61)
210 886 10	FED HML LN PC C33173	7% 01 Dec 2029	86/12/21-00/12/21	3/27/2000	202 154 10	207 501 00	(5 436 90)
499 999 58	FED HML LN PC C35553	8% 01 Jan 2030	86/12/21-00/12/21	8/3/2000	503 963 96	502 382 41	1 581 55
515 878 48	FED HML LN PC C35553	8% 01 Jan 2030	86/12/21-00/12/21	8/3/2000	518 707 27	518 336 96	1 370 31
335 778 67	FED HML LN PC C34909	7% 01 Dec 2029	86/12/21-00/12/21	12/14/1999	327 958 37	328 851 28	(891 91)
327 000 27	FED HML LN PC C34895	7 5% 01 Dec 2029	86/12/21-00/12/21	2/2/2000	321 022 29	322 800 20	(1 583 91)
707 088 76	FAMA POOL C34996	7 5% 01 Dec 2029	86/12/21-00/12/21	11/10/2000	694 874 34	708 148 38	(9 474 02)
487 74	FAMA POOL C34996	7 5% 01 Dec 2029	86/12/21-00/12/21	11/8/2000	487 74	487 96	(10 72)
269 365 84	FED HML LN PC C35054	7% 01 Dec 2029	86/12/21-00/12/21	12/14/1999	263 084 71	263 810 21	(715 50)
812 858 39	FED HML LN PC C35107	7% 01 Dec 2029	86/12/21-00/12/21	12/14/1999	586 580 28	600 218 19	(1 627 91

THE ROCKEFELLER FOUNDATION
EMPLOYEE ID NO. 13-165629
GAIN AND LOSSES FOR TAX ON INVESTMENT INCOME
FORM 990 PF 2000 PART IV

Par	Security Name	Security Description	Date Bought	Date Sold	Proceeds	Cost	Realized
1 004 250.50	FED HOME LN PC C39232	8% 01 Jun 2030	06/12/31-00/12/31	12/25/2000	2,005 377.00	1 868 036.35	17 340.65
303 800.82	FED HM LN PC C39418	7.5% 01 Jun 2030	06/12/31-00/12/31	10/25/2000	304 561.43	303 221.31	1 340.12
303 405.16	FED HM LN PC C39400	7% 01 Jun 2030	06/12/31-00/12/31	10/4/2000	290 246.69	290 199.29	47.40
301 678.09	FED HM LN PC C39400	7% 01 Jun 2030	06/12/31-00/12/31	10/4/2000	294 560.34	294 513.74	47.14
267 507.73	FED HOME LN PC C39584	7% 01 Jun 2030	06/12/31-00/12/31	10/4/2000	353 854.32	353 897.68	56.83
397 342.42	FED HOME LN PC C39584	7% 01 Jun 2030	06/12/31-00/12/31	10/4/2000	290 327.00	290 280.53	46.47
306 819.28	FED HM LN PC C39737	8% 01 Jun 2030	06/12/31-00/12/31	10/5/2000	371 146.80	371 146.50	0.01
387 934.66	FED HM LN PC C39737	8% 01 Jun 2030	06/12/31-00/12/31	10/5/2000	382 511.07	382 511.08	(0.01)
1 000 100.00	FED HM LN PC C40135	8% 01 Jul 2030	06/12/31-00/12/31	8/9/2000	999 787.47	1 000 100.00	(312.53)
1 000 100.00	FED HM LN PC C40135	8% 01 Jul 2030	06/12/31-00/12/31	8/9/2000	999 787.47	1 000 100.00	(312.53)
393 363.00	FED HM LN PC C40135	8% 01 Jul 2030	06/12/31-00/12/31	8/9/2000	393 240.07	393 363.00	(122.93)
1 000 100.00	FED HM LN PC C40135	8% 01 Jul 2030	06/12/31-00/12/31	8/9/2000	999 787.47	1 000 100.00	(312.53)
653 137.71	FED HM LN PC C40169	8% 01 Jul 2030	06/12/31-00/12/31	8/3/2000	658 342.40	656 290.37	2 092.08
484 270.66	FED HM LN PC C40334	8% 01 Jul 2030	06/12/31-00/12/31	8/3/2000	487 814.48	486 528.27	1 286.21
500 100.27	FED HM LN PC C40334	8% 01 Jul 2030	06/12/31-00/12/31	8/3/2000	503 811.95	502 483.56	1 328.39
500 000.00	FED HM LN PC C40382	8% 01 Jul 2030	06/12/31-00/12/31	8/23/2000	499 531.25	499 687.50	(156.25)
500 000.00	FED HM LN PC C40382	8% 01 Jul 2030	06/12/31-00/12/31	8/23/2000	499 531.25	499 687.50	(156.25)
318 234.54	FED HM LN PC C40483	7% 01 Jul 2030	06/12/31-00/12/31	10/4/2000	310 726.20	310 876.47	49.73
48 841.32	FED HOME LN PC C40575	7.5% 01 Jul 2030	06/12/31-00/12/31	10/25/2000	49 096.17	48 880.14	218.03
606 737.00	FED HM LN PC C40654	8% 01 Jul 2030	06/12/31-00/12/31	8/9/2000	606 547.38	606 737.00	(189.61)
1 000 100.00	FED HM LN PC C40654	8% 01 Jul 2030	06/12/31-00/12/31	8/9/2000	999 787.47	1 000 100.00	(312.53)
80 897.21	FED HM LN PC C41797	8% 01 Sep 2030	06/12/31-00/12/31	11/17/2000	98 494.50	98 136.70	355.80
990 000.78	FED HM LN PC C41066	8.5% 01 Aug 2030	06/12/31-00/12/31	8/10/2000	1 022 088.08	1 016 774.11	5 311.87
920 540.66	FED HM LN PC C41066	8.5% 01 Aug 2030	06/12/31-00/12/31	8/11/2000	940 610.48	938 115.46	4 495.02
324 836.88	FED HM LN PC C41249	8% 01 Aug 2030	06/12/31-00/12/31	11/8/2000	329 330.89	328 899.48	431.41
79 320.75	FED HM LN PC C41589	8.5% 01 Aug 2030	06/12/31-00/12/31	8/11/2000	81 046.06	80 654.78	391.30
990 900.48	FED HM LN PC C41589	8.5% 01 Aug 2030	06/12/31-00/12/31	8/11/2000	1 021 656.10	1 016 773.77	4 882.33
319 156.66	FED HM LN PC C41640	7% 01 Aug 2030	06/12/31-00/12/31	10/4/2000	311 628.51	311 578.64	49.87
301 310.81	FED HM LN PC C41640	7% 01 Aug 2030	06/12/31-00/12/31	10/4/2000	294 201.76	294 154.08	47.10
102 693.21	FED HOME LN GOLD PC C41850	7.5% 01 Sep 2030	06/12/31-00/12/31	9/20/2000	102 063.47	101 890.92	182.55
134 424.22	FED HM LN PC C41986	8% 01 Sep 2030	06/12/31-00/12/31	11/17/2000	136 640.12	136 146.53	493.59
399 152.64	FED HM LN PC C42072	7% 01 Sep 2030	06/12/31-00/12/31	10/4/2000	389 735.13	389 572.77	62.36
306 911.29	FED HM LN PC C42072	7% 01 Sep 2030	06/12/31-00/12/31	10/4/2000	387 546.66	387 484.84	62.02
183 345.40	FED HM LN PC CC42223	7.5% 01 Sep 2030	06/12/31-00/12/31	9/20/2000	162 375.53	162 056.26	308.27
157 855.98	FED HM LN PC CC42223	7.5% 01 Sep 2030	06/12/31-00/12/31	9/20/2000	156 918.71	156 527.73	390.98
651 127.28	FED HM LN PC C42340	7.5% 01 Sep 2030	06/12/31-00/12/31	10/25/2000	954 136.68	949 936.38	4 198.30
272 223.77	FED HM LN PC C42340	7.5% 01 Sep 2030	06/12/31-00/12/31	10/25/2000	273 085.13	271 883.49	1 201.64
328 991.77	FED HM LN PC C42343	8% 01 Sep 2030	06/12/31-00/12/31	11/8/2000	333 541.11	333 104.17	436.94
445 725.46	FED HM LN PC C43734	8% 01 Oct 2030	06/12/31-00/12/31	11/8/2000	451 889.01	451 297.03	591.86
480 375.68	FED HM LN PC C43887	7.5% 01 Oct 2030	06/12/31-00/12/31	10/25/2000	491 827.56	489 741.01	2 186.55
283 436.52	FED HM LN PC C44091	7.5% 01 Nov 2030	06/12/31-00/12/31	10/25/2000	284 333.33	283 083.27	1 251.11
193 586.36	FED HM LN PC C44091	7.5% 01 Nov 2030	06/12/31-00/12/31	10/25/2000	194 268.91	193 354.36	914.55
502 703.00	FED HM LN PC C44557	7.5% 01 Nov 2030	06/12/31-00/12/31	10/25/2000	504 263.58	502 674.62	2 218.86
317 728.00	FED HM LN PC C44557	7.5% 01 Nov 2030	06/12/31-00/12/31	10/25/2000	318 733.31	317 330.84	1 402.47
775 998.54	FED HM LN PC C44581	8% 01 Nov 2030	06/12/31-00/12/31	11/17/2000	788 780.40	785 941.03	2 849.37
31 493.88	FED HM LN PC C44581	8% 01 Nov 2030	06/12/31-00/12/31	11/17/2000	32 013.04	31 897.40	115.64
585 949.00	FED HM LN PC C44720	8% 01 Nov 2030	06/12/31-00/12/31	11/8/2000	584 051.50	583 273.36	778.22
834 061.18	FED HM LN PC C44865	8% 01 Nov 2030	06/12/31-00/12/31	11/17/2000	847 830.50	844 787.85	3 062.65
85 049.00	FED HM LN PC C44957	8% 01 Nov 2030	06/12/31-00/12/31	11/8/2000	86 215.07	86 112.11	102.96
738 078.00	FED HM LN PC C44966	7.5% 01 Nov 2030	06/12/31-00/12/31	10/17/2000	737 270.73	734 158.06	3 113.77
738 145.00	FED HM LN PC C44966	7.5% 01 Nov 2030	06/12/31-00/12/31	10/17/2000	737 337.65	734 223.81	3 114.04
738 213.00	FED HM LN PC C44966	7.5% 01 Nov 2030	06/12/31-00/12/31	10/17/2000	737 405.58	734 291.24	3 114.34
738 284.00	FED HM LN PC C44966	7.5% 01 Nov 2030	06/12/31-00/12/31	10/17/2000	737 476.50	734 361.86	3 114.64
220 385.00	FED HM LN PC C44971	7.5% 01 Nov 2030	06/12/31-00/12/31	10/17/2000	220 143.85	219 214.20	929.75
220 379.00	FED HM LN PC C44971	7.5% 01 Nov 2030	06/12/31-00/12/31	10/17/2000	220 088.02	219 158.90	929.52
220 271.00	FED HM LN PC C44971	7.5% 01 Nov 2030	06/12/31-00/12/31	10/17/2000	220 030.08	219 100.81	929.27
220 212.00	FED HM LN PC C44971	7.5% 01 Nov 2030	06/12/31-00/12/31	10/17/2000	219 971.14	219 042.12	929.02
1 988 051.15	FED HM LN PC C80357	7% 01 Nov 2025	06/12/31-00/12/31	9/8/2000	1 949 743.65	1 905 522.98	44 220.67
2 800 000.00	FEDERAL NATL MTG ASSN	0% 09 Oct 2019	06/12/31-00/12/31	2/8/2000	732 593.75	732 748.00	(154.25)
2 750 000.00	FEDERAL NATL MTG ASSN	0% 09 Oct 2019	06/12/31-00/12/31	5/11/2000	656 287.50	707 877.50	(51 590.00)
750 000.00	FEDERAL NATL MTG ASSN	7.25% 15 Jan 2010	06/12/31-00/12/31	8/3/2000	781 844.50	758 184.58	3 479.92
750 000.00	FEDERAL NATL MTG ASSN	7.25% 15 Jan 2010	06/12/31-00/12/31	8/3/2000	781 490.00	758 184.58	3 325.42
1 000 000.00	FEDERAL NATL MTG ASSN	7.25% 15 Jan 2010	06/12/31-00/12/31	10/31/2000	1 043 150.00	1 043 703.84	(553.84)
1 890 000.00	FEDERAL NATL MTG ASSN	7.25% 15 Jan 2010	06/12/31-00/12/31	11/16/2000	1 868 412.70	1 869 349.51	(936.81)
1 280 000.00	FEDERAL NATL MTG ASSN	7.125% 15 Jun 2010	06/12/31-00/12/31	10/25/2000	1 304 644.32	1 291 186.43	13 457.89
1 540 000.00	FEDERAL NATL MTG ASSN	7.125% 15 Jun 2010	06/12/31-00/12/31	10/25/2000	1 598 285.90	1 571 364.75	26 921.15
1 200 000.00	FEDERAL NATL MTG ASSN	7% 15 Jul 2005	06/12/31-00/12/31	11/17/2000	1 225 359.60	1 225 188.77	170.83
2 300 000.00	FEDERAL NATL MTG ASSN	7% 15 Jul 2005	06/12/31-00/12/31	12/11/2000	2 387 153.80	2 381 135.78	6 018.12
600 000.00	MEXICO(UTD MEX ST)	6 9025% 31 Dec 2018	06/12/31-00/12/31	5/23/2000	588 750.00	581 775.82	(6 974.18)
240 000.00	POLAND (REP OF)	1% 27 Oct 2014	06/12/31-00/12/31	3/28/2000	218 400.00	224 028.84	(5 628.84)
240 000.00	POLAND (REP OF)	1% 27 Oct 2014	06/12/31-00/12/31	3/28/2000	218 550.00	224 028.84	(5 478.84)
240 000.00	POLAND (REP OF)	6% 27 Oct 2014	06/12/31-00/12/31	4/11/2000	218 000.00	224 069.30	(5 069.30)
330 000.00	POLAND (REP OF)	6% 27 Oct 2014	06/12/31-00/12/31	5/10/2000	269 987.50	294 303.07	(24 315.57)
250 000.00	POLAND (REP OF)	6% 27 Oct 2014	06/12/31-00/12/31	5/15/2000	218 437.50	222 836.46	(4 398.96)
170 000.00	POLAND(GOVT OF)	1% 27 Oct 2024	06/12/31-00/12/31	9/26/2000	115 281.25	118 849.37	(3 568.12)
330 000.00	POLAND(GOVT OF)	1% 27 Oct 2024	06/12/31-00/12/31	9/26/2000	223 575.00	235 639.00	(12 064.00)
450 000.00	POLAND(GOVT OF)	4% 27 Oct 2024	06/12/31-00/12/31	10/11/2000	305 437.50	304 518.14	919.36
350 000.00	POLAND(GOVT OF)	4% 27 Oct 2024	06/12/31-00/12/31	12/5/2000	247 825.00	237 130.22	10 694.78
220 000.00	KOREA REP	8 075% 15 Apr 2008	06/12/31-00/12/31	11/17/2000	230 120.00	233 635.09	(3 515.09)
110 000.00	MEXICO (UNITED MEXICAN STATES)	10 375% 17 Feb 2009	06/12/31-00/12/31	11/7/2000	116 655.00	115 086.55	1 568.45
110 000.00	MEXICO (UNITED MEXICAN STATES)	10 375% 17 Feb 2009	06/12/31-00/12/31	11/8/2000	116 325.00	110 017.86	6 307.14
110 000.00	MEXICO (UNITED MEXICAN STATES)	10 375% 17 Feb 2009	06/12/31-00/12/31	11/8/2000	116 336.00	109 450.40	6 885.60
290 000.00	MEXICO (UNITED MEXICAN STATES)	10 375% 17 Feb 2009	06/12/31-00/12/31	11/10/2000	308 140.00	268 551.87	39 588.13
240 000.00	QATAR (STATE OF)	8 5% 21 May 2009	06/12/31-00/12/31	6/23/2000	244 413.60	253 903.24	(9 489.64)
120 000.00	QATAR (STATE OF)	8 5% 21 May 2009	06/12/31-00/12/31	12/11/2000	126 000.00	126 705.03	(705.03)
500 000.00	MEXICO UTD MEX ST	9 875% 01 Feb 2010	06/12/31-00/12/31	5/23/2000	488 000.00	535 549.01	(47 549.01)
120 000.00	MEXICO UTD MEX ST	9 875% 01 Feb 2010	06/12/31-00/12/31	10/13/2000	123 860.00	123 717.76	142.24
4 850 000.00	FRANCE REPUBLIC OF	5% 12 Jul 2005	06/12/31-00/12/31	12/17/2000	4 087 047.36	4 149 268.82	(62 221.46)
4 550 000.00	GERMANY(FED REPUBLIC OF)	5 75% 04 Jul 2010	06/12/31-00/12/31	12/7/2000	4 114 832.67	4 114 245.50	587.17
2 000 000.00	NEW ZEALAND GOVT	7% 15 Jul 2009	06/12/31-00/12/31	1/21/2000	964 850.08	1 025 681.62	(61 831.54)
1 800 000.00	NEW ZEALAND GOVT	7% 15 Jul 2009	06/12/31-00/12/31	1/28/2000	689 708.43	874 387.54	(184 679.11)
49 981.27	SMALL BUSINESS ADMIN	8 3% 01 Jun 2018	06/12/31-00/12/31	8/1/2000	49 981.27	50 183.33	(202.06)
40 870.41	SMALL BUSINESS ADMIN	8 3% 01 Jun 2018	06/12/31-00/12/31	12/1/2000	40 870.41	41 034.71	(164.30)
1 000 000.							

THE ROCKEFELLER FOUNDATION
EMPLOYEE ID NO 13-155629
GAIN AND LOSSES FOR TAX ON INVESTMENT INCOME
FORM 990 PF 2000 PART IV

FM	Security Name	Security Description	Date Bought	Date Sold	Proceeds	Cost	Realized
2 000 000 00	UNITED STATES TREAS NTS	5 5% 31 Aug 2001	06/12/21-00/12/21	2/10/2000	1 068 671 88	1 872 500 55	(3 828 67)
2 000 000 00	UNITED STATES TREAS NTS	5 5% 31 Aug 2001	06/12/21-00/12/21	2/15/2000	1 069 062 50	1 872 751 84	(3 889 34)
2 000 000 00	UNITED STATES TREAS NTS	5 5% 31 Aug 2001	06/12/21-00/12/21	2/23/2000	1 069 587 50	1 873 153 95	(3 486 45)
2 000 000 00	UNITED STATES TREAS NTS	5 5% 31 Aug 2001	06/12/21-00/12/21	3/24/2000	1 071 250 00	1 874 665 05	(3 415 05)
1 770 000 00	UNITED STATES TREAS NTS	5 75% 15 Aug 2010	06/12/21-00/12/21	1/16/2000	1 776 020 31	1 777 487 19	563 12
2 000 000 00	GNMA 1 TBA APR 30 SINGLE FAM	6 5% 31 Dec 2009	06/12/21-00/12/21	4/10/2000	1 903 750 00	1 864 587 50	39 002 50
2 000 000 00	GNMA 1 TBA APR 30 SINGLE FAM	6 5% 31 Dec 2009	06/12/21-00/12/21	4/13/2000	1 900 000 00	1 864 587 50	35 312 50
355 327 06	GNMA POOL 453004	6 5% 15 Jul 2029	06/12/21-00/12/21	3/6/2000	331 453 52	329 898 67	1 554 55
008 521 71	GNMA POOL 459003	6 5% 15 Feb 2029	06/12/21-00/12/21	9/29/2000	586 557 88	570 203 85	16 354 03
352 730 10	GNMA POOL 458271	6 5% 15 May 2029	06/12/21-00/12/21	10/20/2000	342 148 70	327 487 85	14 660 35
512 474 29	GNMA POOL 461739	8% 15 May 2030	06/12/21-00/12/21	8/18/2000	520 271 58	519 681 62	589 96
403 638 50	GNMA POOL 461739	8% 15 May 2030	06/12/21-00/12/21	10/12/2000	411 332 86	408 534 04	2 798 82
499 999 82	GNMA POOL 469593	6 5% 15 Nov 2029	06/12/21-00/12/21	10/20/2000	484 899 82	486 874 83	18 124 99
494 057 29	GNMA POOL 470768	6 5% 15 Aug 2029	06/12/21-00/12/21	3/6/2000	480 862 82	458 701 31	2 161 51
278 788 67	GNMA POOL 470240	6 5% 15 Apr 2029	06/12/21-00/12/21	8/29/2000	268 706 86	261 214 95	7 491 81
328 450 39	GNMA POOL 470470	6 5% 15 Jun 2029	06/12/21-00/12/21	10/20/2000	318 506 88	304 845 65	13 651 23
297 712 88	GNMA POOL 471553	6 5% 15 Apr 2029	06/12/21-00/12/21	10/20/2000	288 781 50	278 407 80	12 373 70
262 239 20	GNMA POOL 476687	8% 15 Nov 2029	06/12/21-00/12/21	10/12/2000	267 238 14	264 369 69	2 864 25
398 099 71	GNMA POOL 476887	8% 15 Nov 2029	06/12/21-00/12/21	10/12/2000	407 624 70	403 249 71	4 374 99
788 440 21	GNMA POOL 480766	6 5% 15 Jun 2029	06/12/21-00/12/21	9/29/2000	278 020 32	277 777 50	7 751 82
490 950 79	GNMA POOL 482259	6 5% 15 Aug 2029	06/12/21-00/12/21	4/10/2000	475 890 66	468 469 51	7 421 15
483 018 09	GNMA POOL 492543	6 5% 15 Jul 2029	06/12/21-00/12/21	3/6/2000	450 565 32	448 452 11	2 113 21
462 711 26	GNMA POOL 493724	6 5% 15 Aug 2029	06/12/21-00/12/21	3/6/2000	431 822 84	429 566 49	2 024 35
248 903 48	GNMA POOL 499900	6 5% 15 Sep 2029	06/12/21-00/12/21	3/6/2000	232 180 28	231 091 33	1 088 95
488 697 08	GNMA POOL 502461	6 5% 15 Jul 2029	06/12/21-00/12/21	3/6/2000	455 863 51	452 725 45	2 138 06
324 820 94	GNMA POOL 503475	6 5% 15 Mar 2029	06/12/21-00/12/21	10/20/2000	314 882 31	301 309 76	13 497 05
349 557 01	GNMA POOL 503539	6 5% 15 Mar 2029	06/12/21-00/12/21	10/20/2000	338 070 30	324 541 65	14 528 45
121 384 73	GNMA POOL 505740	6 5% 15 Jul 2029	06/12/21-00/12/21	8/29/2000	118 984 22	113 722 56	5 261 66
633 755 39	GNMA POOL 506051	7 5% 15 May 2029	06/12/21-00/12/21	4/18/2000	830 289 54	835 833 93	(5 644 39)
474 273 19	GNMA POOL 509372	6 5% 15 Jul 2029	06/12/21-00/12/21	3/6/2000	442 407 86	440 332 90	2 075 06
432 760 35	GNMA POOL 508640	6 5% 15 Jul 2029	06/12/21-00/12/21	9/29/2000	417 169 32	401 816 78	15 350 54
291 297 32	GNMA POOL 509361	6 5% 15 Jul 2029	06/12/21-00/12/21	3/6/2000	277 322 66	278 021 99	1 300 87
471 735 86	GNMA POOL 509713	6 5% 15 Aug 2029	06/12/21-00/12/21	4/18/2000	448 272 87	443 031 34	5 241 53
27 400 09	GNMA POOL 510627	6 5% 15 Jul 2029	06/12/21-00/12/21	3/6/2000	25 559 15	25 439 27	119 88
276 112 44	GNMA POOL 510682	6 5% 15 Jun 2029	06/12/21-00/12/21	9/29/2000	260 384 03	250 783 45	9 580 58
460 270 66	GNMA POOL 512183	7 5% 15 Nov 2029	06/12/21-00/12/21	4/19/2000	457 573 58	461 852 82	(4 009 26)
490 311 51	GNMA POOL 512950	6 5% 13 Jul 2029	06/12/21-00/12/21	4/19/2000	471 573 48	460 784 22	10 778 26
348 978 27	GNMA POOL 513783	6 5% 15 Jun 2029	06/12/21-00/12/21	10/20/2000	336 520 42	322 101 22	14 419 20
31 851 96	GNMA POOL 514299	8 5% 15 Jul 2029	06/12/21-00/12/21	4/18/2000	30 359 37	28 840 01	419 36
184 518 71	GNMA POOL 515698	8% 15 May 2030	06/12/21-00/12/21	8/18/2000	399 758 41	396 326 81	431 50
185 300 79	GNMA POOL 515698	8% 15 May 2030	06/12/21-00/12/21	8/18/2000	187 758 81	187 559 15	202 66
386 546 97	GNMA POOL 515698	8% 15 May 2030	06/12/21-00/12/21	8/18/2000	391 680 80	391 258 01	422 78
386 558 67	GNMA POOL 518515	6 5% 15 Oct 2029	06/12/21-00/12/21	3/6/2000	380 586 76	358 895 56	1 691 20
297 251 17	GNMA POOL 521708	8% 15 Dec 2029	06/12/21-00/12/21	8/17/2000	301 338 37	300 873 92	464 45
300 788 13	GNMA POOL 521708	8% 15 Dec 2029	06/12/21-00/12/21	8/17/2000	304 823 96	304 453 98	468 98
366 243 62	GNMA POOL 523315	7 5% 15 Dec 2029	06/12/21-00/12/21	4/19/2000	364 240 42	367 502 58	(3 261 86)
439 729 24	GNMA POOL 523315	7 5% 15 Dec 2029	06/12/21-00/12/21	4/19/2000	437 324 77	441 240 76	(3 916 29)
323 833 86	GNMA POOL 530099	8% 15 Aug 2030	06/12/21-00/12/21	8/17/2000	328 083 93	326 263 49	1 820 44
334 121 83	GNMA POOL 530099	8% 15 Aug 2030	06/12/21-00/12/21	10/12/2000	340 481 03	336 636 57	3 844 46
415 744 71	GNMA POOL 531123	8% 15 Aug 2030	06/12/21-00/12/21	8/18/2000	421 766 32	418 122 63	2 143 69
299 211 83	GNMA POOL 531641	8% 15 May 2030	06/12/21-00/12/21	8/17/2000	303 325 99	302 858 47	467 52
379 114 29	GNMA POOL 532870	8% 15 May 2030	06/12/21-00/12/21	8/17/2000	384 327 12	383 734 75	592 37
214 459 81	GNMA POOL 532870	8% 15 May 2030	06/12/21-00/12/21	8/18/2000	217 308 11	217 073 54	234 57
398 654 25	GNMA POOL 532870	8% 15 May 2030	06/12/21-00/12/21	8/18/2000	404 252 86	402 816 50	438 36
391 071 20	GNMA POOL 537087	8% 15 Apr 2030	06/12/21-00/12/21	8/18/2000	396 214 45	395 786 77	427 68
1 818 388 48	GNMA POOL 80364	6% 20 Jan 2030	06/12/21-00/12/21	12/6/2000	1 921 187 91	1 888 398 03	31 789 88
1 582 786 34	GNMA POOL II 60408	6 5% 20 May 2030	06/12/21-00/12/21	10/11/2000	1 576 831 36	1 566 405 64	12 365 52
1 300 000 00	FHMA TBA OCT 15 SINGLE FAM	6 5% 01 Dec 2009	06/12/21-00/12/21	9/18/2000	1 246 171 88	1 247 187 50	(1 015 62)
1 500 000 00	FHMA TBA OCT 30 SINGLE FAM	6 5% 01 Dec 2009	06/12/21-00/12/21	9/17/2000	1 426 927 88	1 430 507 81	(3 585 83)
869 26	FEDERAL NATL MTG ASSN GTD	6 5% 25 Oct 2029	06/12/21-00/12/21	8/17/2000	869 26	452 02	417 24
777 473 85	FNMA POOL 252806	7 5% 01 Oct 2029	06/12/21-00/12/21	3/15/2000	781 195 30	758 006 65	2 186 65
73 238 57	FNMA POOL 252806	7 5% 01 Oct 2029	06/12/21-00/12/21	3/15/2000	71 705 13	71 489 15	209 98
3 719 75	FNMA POOL 252806	7 5% 01 Oct 2029	06/12/21-00/12/21	4/17/2000	3 719 75	3 701 41	84 34
1 540 834 83	FNMA POOL 398778	7% 01 Sep 2011	06/12/21-00/12/21	2/22/2000	1 515 432 78	1 541 165 61	(25 782 85)
499 999 39	FNMA POOL 450875	5 5% 01 Dec 2013	06/12/21-00/12/21	9/22/2000	469 569 74	462 408 41	(22 926 67)
224 486 97	FNMA POOL 456381	5 5% 01 Dec 2013	06/12/21-00/12/21	9/22/2000	210 946 75	221 118 76	(10 172 01)
250 231 42	FNMA POOL 456383	5 5% 01 Dec 2013	06/12/21-00/12/21	9/22/2000	235 139 33	246 477 94	(11 336 61)
350 279 85	FNMA POOL 457187	6 5% 01 Jun 2029	06/12/21-00/12/21	6/13/2000	329 208 42	329 044 23	164 19
338 745 29	FNMA POOL 457187	6 5% 01 Jun 2029	06/12/21-00/12/21	6/13/2000	318 367 64	318 208 85	156 79
205 188 47	FNMA POOL 457187	6 5% 01 Jun 2029	06/12/21-00/12/21	6/13/2000	192 845 10	192 748 92	96 18
1 131 06	FNMA POOL 458367	5 5% 01 Feb 2014	06/12/21-00/12/21	8/17/2000	1 131 06	1 087 96	33 40
149 293 99	FNMA POOL 458367	5 5% 01 Feb 2014	06/12/21-00/12/21	8/3/2000	139 006 70	144 885 15	(5 878 45)
3 616 94	FNMA POOL 459494	5 5% 01 Feb 2014	06/12/21-00/12/21	8/1/2000	3 616 94	3 510 13	106 81
756 261 37	FNMA POOL 459494	5 5% 01 Feb 2014	06/12/21-00/12/21	8/3/2000	704 150 24	733 828 02	(29 777 78)
23 301 83	FNMA POOL 459749	6 5% 01 Mar 2014	06/12/21-00/12/21	10/24/2000	22 562 83	22 373 50	189 33
152 763 16	FNMA POOL 470613	6 5% 01 Jan 2014	06/12/21-00/12/21	8/15/2000	148 437 81	153 048 59	(4 611 78)
75 117 77	FNMA POOL 480575	6 5% 01 Mar 2014	06/12/21-00/12/21	10/24/2000	72 735 14	70 387 70	2 347 44
120 437 53	FNMA POOL 480667	6 5% 01 Jan 2014	06/12/21-00/12/21	8/15/2000	115 450 68	120 663 30	(5 212 70)
825 281 18	FNMA POOL 481104	5 5% 01 May 2014	06/12/21-00/12/21	6/22/2000	775 508 41	800 808 00	(25 403 18)
474 58	FNMA POOL 484769	5 5% 01 Mar 2014	06/12/21-00/12/21	8/1/2000	474 58	400 58	14 03
105 412 28	FNMA POOL 484769	5 5% 01 Mar 2014	06/12/21-00/12/21	8/3/2000	98 148 72	102 299 31	(4 150 59)
28 135 24	FNMA POOL 489514	7 5% 01 Jul 2029	06/12/21-00/12/21	3/15/2000	27 548 16	27 815 44	(269 28)
30 64	FNMA POOL 489514	7 5% 01 Jul 2029	06/12/21-00/12/21	4/1/2000	30 64	30 40	0 24
320 532 29	FNMA POOL 489545	6 5% 01 Jun 2014	06/12/21-00/12/21	9/26/2000	301 500 69	298 792 87	4 707 82
3 453 50	FNMA POOL 489851	5 5% 01 Mar 2014	06/12/21-00/12/21	8/1/2000	3 453 51	3 351 51	102 00
89 308 85	FNMA POOL 489851	5 5% 01 Mar 2014	06/12/21-00/12/21	8/3/2000	83 154 83	86 871 16	(3 518 33)
690 265 38	FNMA POOL 489851	5 5% 01 Mar 2014	06/12/21-00/12/21	8/3/2000	623 148 81	648 501 13	(26 352 32)
78 820 99	FNMA POOL 489943	6 5% 01 Jun 2014	06/12/21-00/12/21	1/4/2000	74 811 16	75 511 36	(900 20)
586 411 01	FNMA POOL 489992	6 5% 01 Jul 2014	06/12/21-00/12/21	1/4/2000	563 841 34	570 844 18	(6 802 81)
283 829 42	FNMA POOL 490312	6 5% 01 Mar 2014	06/12/21-00/12/21	10/24/2000	274 833 06	262 825 12	12 006 94
263 729 3	FNMA POOL 491377	6 5% 01 Jul 2014	06/12/21-00/12/21	8/10/2000	252 026 38	244 196 91	7 829 47
88 535 73	FNMA POOL 491377	6 5% 01 Jul 2014	06/12/21-00/12/21	10/24/2000	88 895 77	82 804 49	3 791 28
96 800 61	FNMA POOL 490405	6 5% 01 Apr 2029	06/12/21-00/12/21	6/13/2000	90 878 44		

THE ROCKEFELLER FOUNDATION
EMPLOYEE ID NO 13-165629
GAIN AND LOSSES FOR TAX ON INVESTMENT INCOME
FORM 990 PF 2000 PART IV

Par	Security Name	Security Description	Date Bought	Date Sold	Proceeds	Cost	Realized
382,406.53	FNMA POOL 504536	6 5% 01 Oct 2029	06/12/21-00/12/31	8/12/2000	364,543.94	359,275.95	5,267.99
384,433.80	FNMA POOL 505482	6 5% 01 Jul 2014	06/12/21-00/12/31	8/28/2000	342,795.55	337,442.82	5,352.73
130,918.41	FNMA POOL 505482	6 5% 01 Jul 2014	06/12/21-00/12/31	8/10/2000	125,100.80	121,273.20	3,827.60
487,168.66	FNMA POOL 505596	6 5% 01 Jul 2029	06/12/21-00/12/31	8/13/2000	463,290.80	463,847.45	5,556.65
373,845.89	FNMA POOL 507399	6 5% 01 Jul 2029	06/12/21-00/12/31	8/13/2000	351,358.54	349,723.95	1,634.59
388,334.87	FNMA POOL 510913	6 5% 01 Aug 2029	06/12/21-00/12/31	8/13/2000	364,974.10	362,182.94	2,791.16
582,821.71	FNMA POOL 510913	6 5% 01 Aug 2029	06/12/21-00/12/31	8/13/2000	547,761.34	543,572.31	4,189.03
115,786.11	FNMA POOL 518134	7 5% 01 Sep 2029	06/12/21-00/12/31	3/15/2000	113,342.25	113,016.66	325.58
114.01	FNMA POOL 518134	7 5% 01 Sep 2029	06/12/21-00/12/31	4/1/2000	114.01	111.30	2.71
480,616.22	FNMA POOL 519338	6 5% 01 Dec 2029	06/12/21-00/12/31	8/12/2000	473,414.83	463,172.23	10,242.60
722,480.79	FNMA POOL 525909	7 5% 01 Dec 2029	06/12/21-00/12/31	3/15/2000	707,334.27	705,302.35	2,031.92
31,010.71	FNMA POOL 525909	7 5% 01 Dec 2029	06/12/21-00/12/31	8/2/2000	30,618.23	30,274.20	344.03
117,087.39	FNMA POOL 528023	7 5% 01 Jan 2030	06/12/21-00/12/31	3/15/2000	114,611.39	114,282.15	329.24
80.15	FNMA POOL 528023	7 5% 01 Jan 2030	06/12/21-00/12/31	4/1/2000	80.15	83.87	3.72
151,639.16	FNMA POOL 528099	7 5% 01 Jan 2030	06/12/21-00/12/31	3/15/2000	148,404.21	148,014.04	450.17
1,546.79	FNMA POOL 528099	7 5% 01 Jan 2030	06/12/21-00/12/31	4/1/2000	1,546.79	1,500.32	38.47
680,558.13	FNMA POOL 528653	7 5% 01 Feb 2030	06/12/21-00/12/31	3/15/2000	642,540.19	638,865.41	3,674.78
106,736.06	FNMA POOL 528653	7 5% 01 Feb 2030	06/12/21-00/12/31	3/15/2000	104,524.67	104,207.73	316.94
856.78	FNMA POOL 528653	7 5% 01 Feb 2030	06/12/21-00/12/31	4/1/2000	856.78	838.73	18.05
327,030.85	FNMA POOL 530724	6 5% 01 Jan 2030	06/12/21-00/12/31	8/13/2000	307,357.89	305,827.14	1,430.75
327,823.81	FNMA POOL 530724	6 5% 01 Mar 2030	06/12/21-00/12/31	8/12/2000	312,508.26	300,666.93	5,838.36
809,084.48	FNMA POOL 532110	7 5% 01 Feb 2030	06/12/21-00/12/31	8/12/2000	782,745.41	780,341.82	2,403.59
125,896.27	FNMA POOL 532110	7 5% 01 Feb 2030	06/12/21-00/12/31	3/15/2000	123,263.25	122,869.49	373.76
872,323.73	FNMA POOL 532110	7 5% 01 Feb 2030	06/12/21-00/12/31	3/15/2000	854,059.45	851,488.74	2,580.71
32,772.93	FNMA POOL 532110	7 5% 01 Feb 2030	06/12/21-00/12/31	8/2/2000	32,358.14	31,969.45	388.69
27,675.63	FNMA POOL 532402	7 5% 01 Feb 2030	06/12/21-00/12/31	3/15/2000	27,066.17	27,018.33	77.84
33.86	FNMA POOL 532402	7 5% 01 Feb 2030	06/12/21-00/12/31	4/1/2000	33.86	33.06	8.80
320,377.41	FNMA POOL 533517	6 5% 01 Mar 2030	06/12/21-00/12/31	8/13/2000	301,104.71	299,703.06	1,401.65
849,283.43	FNMA POOL 537275	7 5% 01 May 2030	06/12/21-00/12/31	8/2/2000	838,534.69	834,089.73	4,444.96
936,715.89	FNMA POOL 537830	7 5% 01 Jul 2030	06/12/21-00/12/31	8/2/2000	924,366.87	918,466.41	6,900.46
999,999.28	FNMA POOL 537830	7 5% 01 Jul 2030	06/12/21-00/12/31	8/2/2000	987,343.04	982,108.66	5,234.38
795,861.79	FNMA POOL 537830	7 5% 01 Jul 2030	06/12/21-00/12/31	8/2/2000	785,687.80	781,721.54	4,166.26
199,999.26	FNMA POOL 537830	7 5% 01 Jul 2030	06/12/21-00/12/31	8/2/2000	197,458.01	196,421.15	1,036.86
150,715.95	FNMA POOL 537830	7 5% 01 Jul 2030	06/12/21-00/12/31	8/2/2000	148,808.45	148,019.55	788.90
204,037.33	FNMA POOL 540211	7 5% 01 Jun 2030	06/12/21-00/12/31	8/2/2000	201,454.08	200,386.98	1,067.10
1,000,000.00	FHLMC TBA APR 30 GOLD SINGLE	6 5% 31 Dec 2009	06/12/21-00/12/31	4/5/2000	952,498.99	938,785.63	12,714.36
2,000,000.00	FHLMC TBA FEB 30 GOLD SINGLE	6 5% 31 Dec 2009	06/12/21-00/12/31	2/18/2000	2,323,730.47	2,323,437.50	292.97
2,000,000.00	FHLMC TBA JUL 30 GOLD SINGLE	6 5% 31 Dec 2009	06/12/21-00/12/31	7/11/2000	1,893,750.00	1,880,625.00	13,125.00
1,800,000.00	FHLMC TBA AUG 30 GOLD SINGLE	6 5% 31 Dec 2009	06/12/21-00/12/31	8/8/2000	1,517,000.00	1,524,250.00	(7,250.00)
3,000,000.00	FHLMC TBA SEP 30 GOLD SINGLE	6 5% 31 Dec 2009	06/12/21-00/12/31	9/8/2000	2,868,048.88	2,860,312.50	7,736.38
2,500,000.00	FHLMC TBA NOV 30 GOLD SINGLE	6 5% 31 Dec 2009	06/12/21-00/12/31	10/25/2000	2,414,843.75	2,414,062.50	781.25
2,000,000.00	FHLMC TBA DEC 30 GOLD SINGLE	6 5% 31 Dec 2009	06/12/21-00/12/31	12/6/2000	1,955,000.00	1,950,000.00	5,000.00
26,338.36	FED HLM LN PC E78093	6 5% 01 Jun 2013	06/12/21-00/12/31	9/15/2000	25,268.36	25,894.73	(626.37)
142,805.41	FED HLM LN PC E74634	6 5% 01 Feb 2014	06/12/21-00/12/31	9/15/2000	137,003.93	142,493.02	(5,489.09)
436,130.82	FED HLM LN PC E78214	6 5% 01 Apr 2014	06/12/21-00/12/31	9/15/2000	418,413.01	423,046.90	(4,633.89)
338,822.21	FED HLM LN PC E78234	6 5% 01 Apr 2014	06/12/21-00/12/31	9/15/2000	325,153.49	328,738.74	(3,585.25)
230,581.13	FED HLM LN PC E78234	6 5% 01 Apr 2014	06/12/21-00/12/31	9/15/2000	221,194.56	223,833.54	(2,638.98)
468,375.98	FED HLM LN PC E75480	6 5% 01 Mar 2014	06/12/21-00/12/31	9/15/2000	447,429.45	465,355.27	(17,925.29)
224,948.74	FED HLM LN PC E75480	6 5% 01 Mar 2014	06/12/21-00/12/31	9/15/2000	215,808.78	224,454.66	(8,645.88)
310,824.45	FED HLM LN PC E78115	6 5% 01 Apr 2014	06/12/21-00/12/31	9/15/2000	298,187.21	301,490.71	(3,303.50)
212,265.81	FED HLM LN PC E78115	6 5% 01 Apr 2014	06/12/21-00/12/31	9/15/2000	212,278.68	214,827.84	(2,551.16)
458,613.84	FED HLM LN PC E78472	6 5% 01 Apr 2014	06/12/21-00/12/31	9/15/2000	436,882.46	444,855.25	(8,972.79)
393,587.31	FED HOME LN PC POOL E78008	6 5% 01 Aug 2014	06/12/21-00/12/31	8/8/2000	375,762.43	381,789.38	(6,026.95)
252,158.87	FED HLM LN PC E77556	6 5% 01 Jun 2014	06/12/21-00/12/31	8/10/2000	241,245.89	244,504.88	(3,258.99)
93,824.86	FED HLM LN PC E77556	6 5% 01 Jun 2014	06/12/21-00/12/31	9/15/2000	90,013.23	91,010.11	(996.88)
136,850.34	FED HLM LN PC E77845	6 5% 01 Jul 2014	06/12/21-00/12/31	8/8/2000	130,648.31	129,729.85	918.46
147,839.72	FED HOME LN PC POOL E77781	6 5% 01 Jul 2014	06/12/21-00/12/31	8/10/2000	140,147.03	140,147.45	(0.42)
489,551.60	FED HLM LN PC E77828	6 5% 01 Jul 2014	06/12/21-00/12/31	8/8/2000	448,273.04	455,465.05	(7,191.01)
365,683.54	FED HLM LN PC E77828	6 5% 01 Jul 2014	06/12/21-00/12/31	8/8/2000	349,115.41	354,714.98	(5,599.57)
634,314.18	FED HLM LN PC E78442	6 5% 01 Nov 2014	06/12/21-00/12/31	8/8/2000	605,571.82	601,310.01	4,261.81
49,389.20	FED HLM LN PC E78442	6 5% 01 Nov 2014	06/12/21-00/12/31	9/15/2000	47,382.76	48,819.42	(1,436.66)
747,263.78	FED HLM LN PC C00785	6 5% 01 Jun 2029	06/12/21-00/12/31	5/3/2000	695,587.49	700,523.61	(4,936.12)
687,380.36	FED HLM LN PC C00785	6 5% 01 Jun 2029	06/12/21-00/12/31	5/3/2000	621,218.65	622,938.18	(1,719.53)
348,758.06	FED HLM LN PC C00785	6 5% 01 Jun 2029	06/12/21-00/12/31	5/3/2000	324,645.64	324,822.35	(176.71)
284,929.39	FED HLM LN PC C00785	6 5% 01 Jun 2029	06/12/21-00/12/31	5/3/2000	248,612.01	246,508.52	2,103.49
532,753.37	FED HLM LN PC C00785	6 5% 01 Jun 2029	06/12/21-00/12/31	5/3/2000	495,918.47	497,281.84	(1,363.37)
884,943.62	FED HLM LN PC C00785	6 5% 01 Jun 2029	06/12/21-00/12/31	8/26/2000	829,911.19	823,412.37	6,498.82
603,591.37	FED HLM LN PC C00785	6 5% 01 Jun 2029	06/12/21-00/12/31	8/26/2000	566,055.53	561,822.90	4,232.63
499,899.33	FED HLM LN PC C00785	6 5% 01 Jun 2029	06/12/21-00/12/31	8/26/2000	488,605.62	485,233.75	3,371.87
327,290.38	FED HLM LN PC C00835	6 5% 01 Jul 2029	06/12/21-00/12/31	5/3/2000	304,681.32	304,443.97	237.35
498,795.32	FED HLM LN PC C00859	6 5% 01 Sep 2029	06/12/21-00/12/31	8/29/2000	479,505.97	475,570.10	3,935.87
287,900.83	FED HLM LN PC C00880	6 5% 01 Nov 2029	06/12/21-00/12/31	7/11/2000	272,808.10	270,334.38	2,473.72
45,788.28	FED HLM LN PC C00898	7 5% 01 Dec 2029	06/12/21-00/12/31	4/28/2000	44,793.81	45,273.16	(479.35)
654,009.99	FED HLM LN PC C00910	6 5% 01 Jan 2030	06/12/21-00/12/31	4/13/2000	617,204.66	606,677.74	10,527.92
333,110.09	FED HLM LN PC C00910	6 5% 01 Jan 2030	06/12/21-00/12/31	4/13/2000	314,329.09	308,867.96	5,461.13
436,110.59	FED HLM LN PC C00910	6 5% 01 Jan 2030	06/12/21-00/12/31	4/13/2000	411,518.72	404,500.97	7,017.75
551,008.49	FED HLM LN PC C00910	6 5% 01 Jan 2030	06/12/21-00/12/31	4/13/2000	520,014.03	511,251.73	8,762.30
48,809.02	FED HLM LN PC C00918	6 5% 01 Jan 2030	06/12/21-00/12/31	4/13/2000	48,141.86	45,354.68	2,786.18
677,378.13	FED HLM LN PC C00984	6 5% 01 May 2030	06/12/21-00/12/31	12/6/2000	662,407.46	681,400.06	(11,992.60)
318,844.38	FED HLM LN PC C00984	6 5% 01 May 2030	06/12/21-00/12/31	12/6/2000	325,714.28	320,536.30	5,177.98
171,683.88	FED HLM LN PC C25621	6 5% 01 May 2029	06/12/21-00/12/31	5/3/2000	158,822.94	158,253.45	569.49
35,458.85	FED HLM LN PC C25783	6 5% 01 May 2029	06/12/21-00/12/31	4/26/2000	33,456.75	33,295.31	161.44
44,433.19	FED HLM LN PC C25989	6 5% 01 May 2029	06/12/21-00/12/31	8/26/2000	41,670.01	41,718.61	(48.60)
95,126.87	FED HLM LN PC C28009	6 5% 01 Jun 2029	06/12/21-00/12/31	5/3/2000	88,540.74	88,846.35	(305.61)
573,343.36	FED HLM LN PC C28042	6 5% 01 Jun 2029	06/12/21-00/12/31	12/4/2000	558,858.74	525,505.01	33,353.73
60,401.65	FED HLM LN PC C27385	6 5% 01 Jun 2029	06/12/21-00/12/31	4/26/2000	56,984.67	56,711.49	273.18
964,541.20	FED HLM LN PC C28218	6 5% 01 Jun 2029	06/12/21-00/12/31	4/26/2000	910,135.04	905,689.11	4,445.93
157,808.82	FED HLM LN PC C28289	6 5% 01 Jul 2029	06/12/21-00/12/31	5/3/2000	148,711.74	148,280.78	430.96
593,181.86	FED HLM LN PC C28290	6 5% 01 Jul 2029	06/12/21-00/12/31	8/3/2000	562,391.69	562,530.71	(138.02)
168,267.57	FED HLM LN PC C28360	6 5% 01 Jul 2029	06/12/21-00/12/31	5/3/2000	156,633.45	156,173.33	460.12
164,371.85	FED HLM LN PC C28582	6 5% 01 Jul 2029	06/12/21-00/12/31	5/3/2000	152,007.18	152,557.73	(550.55)
267,183.39	FED HLM LN PC C28736	6 5% 01 Jul 2029	06/12/21-00/12/31	9/29/2000	256,831.68	254,723.60	2,108.08
77,878.50	FED HLM LN PC C28773	6 5% 01 Jul 2029	06/12/21-00/12/31	4/13/2000	73,296.95	72,095.38	1,201.57
490,820.14	FED HLM LN PC C28773	6 5% 01 Jul 2029	06/12/21-00/12/31	4/13/2000	463,134.32		

THE ROCKEFELLER FOUNDATION
EMPLOYEE ID NO 13-165629
GAIN AND LOSSES FOR TAX ON INVESTMENT INCOME
FORM 990 PF 2000 PART IV

Par	Security Name	Security Description	Date Bought	Date Sold	Proceeds	Cost	Realized
441 582 13	FED HML LN PC C20992	0.5% 01 Aug 2029	06/12/21-00/12/21	7/13/2000	418 675 06	409 636 43	9 038 63
260 064 77	FED HML LN PC C30190	0.5% 01 Aug 2029	06/12/21-00/12/21	6/26/2000	262 644 24	260 372 71	2 271 53
301 015 65	FED HML LN PC C30190	0.5% 01 Aug 2029	06/12/21-00/12/21	7/11/2000	285 024 18	278 650 48	5 373 71
468 853 38	FED HML LN PC C30432	0.5% 01 Sep 2029	06/12/21-00/12/21	7/13/2000	444 531 61	435 960 38	8 571 22
26 656 29	FED HML LN PC C30432	0.5% 01 Sep 2029	06/12/21-00/12/21	12/14/2000	25 889 92	24 786 18	1 103 73
133 224 05	FED HML LN PC C30473	0.5% 01 Sep 2029	06/12/21-00/12/21	9/12/2000	127 135 29	127 020 80	114 48
118 343 09	FED HML LN PC C30636	0.5% 01 Sep 2029	06/12/21-00/12/21	6/26/2000	109 108 01	108 417 22	690 78
712 016 14	FED HML LN PC C30636	0.5% 01 Sep 2029	06/12/21-00/12/21	7/11/2000	674 190 28	663 510 04	10 680 24
118 252 33	FED HML LN PC C31792	0.5% 01 Oct 2029	06/12/21-00/12/21	8/29/2000	111 756 63	110 838 33	917 30
28 114 81	FED HML LN PC C31336	0.5% 01 Sep 2029	06/12/21-00/12/21	8/3/2000	26 656 46	26 063 05	(5 93)
335 254 59	FED HML LN PC C31618	0.5% 01 Oct 2029	06/12/21-00/12/21	9/12/2000	319 932 41	319 844 30	288 11
496 998 77	FED HML LN PC C31618	0.5% 01 Oct 2029	06/12/21-00/12/21	9/12/2000	477 148 71	476 718 53	479 68
295 552 44	FED HML LN PC C32831	0.5% 01 Nov 2029	06/12/21-00/12/21	5/3/2000	275 117 76	274 721 40	346 36
378 822 70	FED HML LN PC C32962	0.5% 01 Nov 2029	06/12/21-00/12/21	8/3/2000	359 171 27	359 260 05	(88 78)
531 521 10	FED HML LN PC C32962	0.5% 01 Nov 2029	06/12/21-00/12/21	9/12/2000	507 228 82	506 172 15	456 77
234 045 74	FED HML LN PC C32962	0.5% 01 Jan 2030	06/12/21-00/12/21	9/29/2000	724 989 94	723 143 22	1 846 72
163 220 88	FED HML LN PC C35988	0.5% 01 Jan 2030	06/12/21-00/12/21	4/13/2000	97 398 87	95 983 25	1 435 42
432 602 79	FED HML LN PC C35988	0.5% 01 Jan 2030	06/12/21-00/12/21	7/11/2000	408 201 29	407 185 41	6 015 88
172 602 80	FED HML LN PC C35988	0.5% 01 Jan 2030	06/12/21-00/12/21	7/11/2000	183 622 75	180 652 71	2 970 04
115 180 77	FED HML LN PC C36718	0.5% 01 Mar 2030	06/12/21-00/12/21	7/11/2000	109 061 78	105 570 38	3 491 41
577 004 16	FED HML LN PC C38043	0.5% 01 May 2030	06/12/21-00/12/21	12/4/2000	560 415 29	556 806 01	3 606 28
82 022 00	FED HML LN PC C38076	7.5% 01 May 2030	06/12/21-00/12/21	4/28/2000	80 240 59	81 095 25	(858 66)
372 621 14	FED HML LN PC C38363	0% 01 May 2030	06/12/21-00/12/21	12/6/2000	329 779 30	324 536 71	5 242 59
872 289 00	FED HML LN PC C38628	7.5% 01 May 2030	06/12/21-00/12/21	4/28/2000	853 343 87	862 475 75	(9 131 78)
281 354 82	FED HML LN PC C38673	0% 01 Jun 2030	06/12/21-00/12/21	12/6/2000	287 597 38	283 025 36	4 572 02
1 079 802 46	FED HML LN PC 786453	1% 01 Feb 2028	06/12/21-00/12/21	2/4/2000	1 061 243 30	1 068 329 56	(7 086 20)
575 385 74	FED HML LN PC C43048	0.5% 01 Oct 2030	06/12/21-00/12/21	12/4/2000	558 843 40	555 247 24	3 596 16
424 515 00	FED HML LN PC C45828	0.5% 01 Dec 2030	06/12/21-00/12/21	12/4/2000	412 310 20	409 656 98	2 653 22
422 896 00	FED HML LN PC C45829	0.5% 01 Dec 2030	06/12/21-00/12/21	12/4/2000	410 737 74	408 094 64	2 643 10
2 450 000 00	FEDERAL HOME LN MTG CORP	5.75% 15 Apr 2008	06/12/21-00/12/21	6/1/2000	2 212 819 50	2 287 544 49	(54 724 99)
1 700 000 00	FEDERAL HOME LN MTG CORP	8.875% 15 Jan 2005	06/12/21-00/12/21	7/28/2000	1 693 069 10	1 684 785 00	8 284 10
1 575 000 00	FEDERAL HOME LN MTG CORP	8.875% 15 Jan 2005	06/12/21-00/12/21	8/10/2000	1 579 481 88	1 560 597 38	18 884 60
725 000 00	FEDERAL HOME LN MTG CORP	7% 15 Mar 2010	06/12/21-00/12/21	10/25/2000	743 125 00	741 139 84	1 985 16
3 475 000 00	FEDERAL HOME LN MTG CORP	7% 15 Jul 2005	06/12/21-00/12/21	8/28/2000	3 527 681 00	3 511 708 43	15 974 57
3 400 000 00	FEDERAL HOME LN MTG CORP	5.75% 15 Mar 2009	06/12/21-00/12/21	2/7/2000	3 051 568 00	3 114 811 53	(63 243 53)
1 095 000 00	FEDERAL HOME LN MTG CORP	5.75% 15 Mar 2009	06/12/21-00/12/21	2/8/2000	982 632 20	980 249 66	(2 382 54)
1 375 000 00	FEDERAL HOME LN MTG CORP	5.75% 15 Mar 2009	06/12/21-00/12/21	2/8/2000	1 236 467 38	1 240 776 87	(4 309 49)
1 280 000 00	FEDERAL HOME LN MTG CORP	5.75% 15 Mar 2009	06/12/21-00/12/21	2/28/2000	1 151 577 60	1 155 677 34	(4 099 74)
825 000 00	FEDERAL HOME LN MTG CORP	5.75% 15 Mar 2009	06/12/21-00/12/21	6/1/2000	558 287 50	558 867 26	(10 574 76)
1 500 000 00	FED HOME LN MTG CORP	8.625% 15 Sep 2009	06/12/21-00/12/21	9/2/2000	1 471 017 00	1 470 860 55	56 45
720 000 00	FED HOME LN MTG CORP	8.625% 15 Sep 2009	06/12/21-00/12/21	9/2/2000	706 081 07	706 081 07	309 33
1 095 000 00	FED HOME LN MTG CORP	8.625% 15 Sep 2009	06/12/21-00/12/21	12/15/2000	1 137 464 18	1 080 658 88	56 805 21
800 000 00	FEDERAL HOME LN MTG CORP	6.45% 20 Apr 2008	06/12/21-00/12/21	4/13/2000	748 156 80	739 586 85	(53 412 05)
675 000 00	FEDERAL HOME LN MTG CORP	6.75% 15 Sep 2029	06/12/21-00/12/21	12/12/2000	708 129 00	698 253 75	9 875 25
2 400 000 00	FEDERAL NATL MTG ASSN	0% 15 May 2008	06/12/21-00/12/21	4/11/2000	2 246 250 00	2 230 344 00	15 906 00
2 000 000 00	FEDERAL NATL MTG ASSN	0% 15 May 2008	06/12/21-00/12/21	5/23/2000	1 801 640 00	1 858 670 00	(56 040 00)
45 000 00	FEDERAL NATL MTG ASSN	0% 15 May 2008	06/12/21-00/12/21	6/18/2000	42 188 26	41 818 93	370 31
1 175 000 00	FEDERAL NATL MTG ASSN	0% 15 May 2008	06/12/21-00/12/21	12/13/2000	1 167 977 04	1 128 478 98	39 500 05
1 770 000 00	FEDERAL NATL MTG ASSN	5.125% 13 Feb 2004	06/12/21-00/12/21	12/8/2000	1 726 559 85	1 699 304 43	27 255 42
1 175 000 00	FEDERAL NATL MTG ASSN	0.5% 29 Apr 2009	06/12/21-00/12/21	3/22/2000	1 095 165 80	1 175 000 00	(76 834 20)
250 000 00	FEDERAL NATL MTG ASSN	0.25% 15 May 2029	06/12/21-00/12/21	12/13/2000	248 017 50	243 352 70	4 665 30
950 000 00	FEDERAL NATL MTG ASSN	7.25% 15 Jan 2010	06/12/21-00/12/21	2/3/2000	951 554 20	943 864 52	7 689 68
850 000 00	FEDERAL NATL MTG ASSN	0.625% 15 Oct 2007	06/12/21-00/12/21	10/31/2000	850 100 30	852 148 84	(2 048 54)
1 000 000 00	FEDERAL NATL MTG ASSN	0.625% 15 Oct 2007	06/12/21-00/12/21	1/8/2000	1 025 400 00	1 002 504 16	22 895 84
750 000 00	FEDERAL NATL MTG ASSN MTN	6.36% 09 Apr 2008	06/12/21-00/12/21	9/27/2000	705 697 50	747 863 28	(41 165 78)
1 250 000 00	FEDERAL NATL MTG ASSN MTN	6.1% 04 Feb 2009	06/12/21-00/12/21	9/27/2000	1 181 725 00	1 251 650 00	(90 125 00)
970 000 00	QUEBEC PROV COA	5.75% 15 Feb 2009	06/12/21-00/12/21	1/28/2000	858 188 10	874 457 12	(16 269 17)
1 275 000 00	UNITED STATES TREAS BGS	8.75% 15 Nov 2008	06/12/21-00/12/21	1/4/2000	1 361 012 70	1 434 041 71	(73 029 01)
750 000 00	UNITED STATES TREAS BGS	8.75% 15 Nov 2008	06/12/21-00/12/21	1/19/2000	795 996 06	842 939 51	(46 943 42)
1 425 000 00	UNITED STATES TREAS BGS	8.75% 15 Nov 2008	06/12/21-00/12/21	4/12/2000	1 518 406 25	1 503 265 10	(13 858 85)
1 800 000 00	UNITED STATES TREAS BGS	12.75% 15 Nov 2010	06/12/21-00/12/21	9/15/2000	2 315 812 50	2 315 555 22	(25 257 28)
1 800 000 00	UNITED STATES TREAS BGS	12.75% 15 Nov 2010	06/12/21-00/12/21	9/29/2000	2 451 000 00	2 543 236 14	(92 236 14)
540 000 00	UNITED STATES TREAS BGS	12.5% 15 Aug 2014	06/12/21-00/12/21	1/13/2000	750 431 25	750 814 18	(382 91)
300 000 00	UNITED STATES TREAS BGS	10.625% 15 Aug 2015	06/12/21-00/12/21	8/14/2000	431 906 25	414 150 50	1 755 5
820 000 00	UNITED STATES TREAS BGS	10.625% 15 Aug 2015	06/12/21-00/12/21	1/12/2000	1 200 403 13	1 129 453 06	70 950 07
340 000 00	UNITED STATES TREAS BGS	10.625% 15 Aug 2015	06/12/21-00/12/21	12/1/2000	502 323 44	468 239 09	34 084 35
615 000 00	UNITED STATES TREAS BGS	7.5% 15 Nov 2018	06/12/21-00/12/21	2/2/2000	669 004 68	676 351 69	(7 347 00)
206 000 00	UNITED STATES TREAS BGS	7.5% 15 Nov 2018	06/12/21-00/12/21	2/28/2000	219 890 63	219 802 56	(11 93)
135 000 00	UNITED STATES TREAS BGS	7.5% 15 Nov 2018	06/12/21-00/12/21	4/4/2000	152 971 68	148 791 18	4 180 70
200 000 00	UNITED STATES TREAS BGS	8.5% 15 Feb 2020	06/12/21-00/12/21	1/7/2000	234 937 50	243 500 40	(8 562 90)
770 000 00	UNITED STATES TREAS BGS	8.5% 15 Feb 2020	06/12/21-00/12/21	1/11/2000	899 817 19	937 452 42	(37 635 23)
540 000 00	UNITED STATES TREAS BGS	8.5% 15 Feb 2020	06/12/21-00/12/21	1/12/2000	628 831 25	654 276 87	(25 445 62)
35 000 00	UNITED STATES TREAS BGS	8.5% 15 Feb 2020	06/12/21-00/12/21	12/1/2000	40 936 33	42 356 83	(1 419 50)
350 000 00	UNITED STATES TREAS BGS	8.5% 15 Feb 2020	06/12/21-00/12/21	1/27/2000	418 578 13	423 540 56	(4 962 43)
485 000 00	UNITED STATES TREAS BGS	8.5% 15 Feb 2020	06/12/21-00/12/21	1/27/2000	579 120 31	560 875 50	(17 555 19)
440 000 00	UNITED STATES TREAS BGS	8.5% 15 Feb 2020	06/12/21-00/12/21	1/28/2000	528 718 75	531 800 01	(2 081 26)
480 000 00	UNITED STATES TREAS BGS	8.5% 15 Feb 2020	06/12/21-00/12/21	2/1/2000	589 263 28	588 003 98	658 30
1 370 000 00	UNITED STATES TREAS BGS	8.5% 15 Feb 2020	06/12/21-00/12/21	3/19/2000	1 673 326 56	1 642 187 11	31 219 45
250 000 00	UNITED STATES TREAS BGS	8.5% 15 Feb 2020	06/12/21-00/12/21	4/1/2000	317 538 06	298 503 80	18 035 26
310 000 00	UNITED STATES TREAS BGS	8.5% 15 Feb 2020	06/12/21-00/12/21	4/13/2000	391 411 33	371 376 41	20 034 92
1 500 000 00	UNITED STATES TREAS BGS	8.5% 15 Feb 2020	06/12/21-00/12/21	5/4/2000	1 831 406 75	1 787 885 72	43 520 53
800 000 00	UNITED STATES TREAS BGS	8.5% 15 Feb 2020	06/12/21-00/12/21	5/25/2000	863 750 00	948 363 55	(88 613 55)
710 000 00	UNITED STATES TREAS BGS	8.5% 15 Feb 2020	06/12/21-00/12/21	5/26/2000	871 748 88	841 837 31	30 109 57
1 200 000 00	UNITED STATES TREAS BGS	8.5% 15 Feb 2020	06/12/21-00/12/21	8/7/2000	1 503 375 00	1 422 351 20	81 023 80
725 000 00	UNITED STATES TREAS BGS	8.5% 15 Feb 2020	06/12/21-00/12/21	8/8/2000	808 628 81	900 874 87	(7 246 06)
390 000 00	UNITED STATES TREAS BGS	8.5% 15 Feb 2020	06/12/21-00/12/21	8/14/2000	488 328 12	460 978 81	8 349 31
1 000 000 00	UNITED STATES TREAS BGS	8.5% 15 Feb 2020	06/12/21-00/12/21	7/7/2000	1 255 858 36	1 220 028 06	35 833 32
840 000 00	UNITED STATES TREAS BGS	8.5% 15 Feb 2020	06/12/21-00/12/21	8/10/2000	1 078 512 50	1 070 822 80	55 688 51
220 000 00	UNITED STATES TREAS BGS	8.5% 15 Feb 2020	06/12/21-00/12/21	9/14/2000	260 722 44	263 785 27	(3 062 83)
3 250 000 00	UNITED STATES TREAS BGS	8.5% 15 Feb 2020	06/12/21-00/12/21	9/14/2000	4 137 529 30	4 056 291 23	81 238 07
1 295 000 00	UNITED STATES TREAS BGS	8.5% 15 Feb 2020	06/12/21-00/12/21	8/15/2000	1 638 984 38	1 658 257 74	(20 273 36)
3 400 000 00	UNITED STATES TREAS BGS	8.5% 15 Feb 2020	06/12/21-00/12/21	9/29/2000	4 307 375 00	4 284 440 10	12 934 90
470 000 00	UNITED STATES TREAS BGS	8.5% 15 Feb 2020	06/12/21-00/12/21	10/4/2000	591 171 88	594 913 56	(3 741 68)</

THE ROCKEFELLER FOUNDATION
 EMPLOYEE ID NO 13-165629
 GAIN AND LOSSES FOR TAX ON INVESTMENT INCOME
 FORM 990 PF 2000 PART IV

Par	Security Name	Security Description	Date Bought	Date Sold	Proceeds	Cost	Realized
2 452 582.00	UNITED STATES TREAS BGS	3 75% 15 Apr 2028	06/12/21-00/12/21	9/15/2000	2 316 923.56	2 389 363.53	(72 439.97)
1 600 800.00	UNITED STATES TREAS BGS	3 625% 15 Apr 2024	06/12/21-00/12/21	10/3/2000	1 519 509.38	1 436 801.17	82 708.21
3 000 000.00	UNITED STATES TREAS BGS	5 25% 15 Feb 2029	06/12/21-00/12/21	1/4/2000	2 711 425.00	2 811 992.84	(10 567.84)
505 000.00	UNITED STATES TREAS BGS	5 25% 15 Feb 2029	06/12/21-00/12/21	1/4/2000	415 362.50	435 944.87	(20 582.37)
75 000.00	UNITED STATES TREAS BGS	5 25% 15 Feb 2029	06/12/21-00/12/21	1/18/2000	60 421.88	63 356.52	(2 934.64)
405 000.00	UNITED STATES TREAS BGS	5 25% 15 Feb 2029	06/12/21-00/12/21	1/27/2000	334 125.00	332 103.12	2 021.88
670 000.00	UNITED STATES TREAS BGS	5 25% 15 Feb 2029	06/12/21-00/12/21	2/7/2000	570 337.50	570 651.56	(314.06)
1 055 000.00	UNITED STATES TREAS BGS	5 25% 15 Feb 2029	06/12/21-00/12/21	2/6/2000	1 086 798.44	1 086 267.87	530.57
1 028 120.00	UNITED STATES TREAS BGS	3 875% 15 Apr 2029	06/12/21-00/12/21	3/30/2000	1 013 614.16	989 177.87	24 436.19
2 567 525.00	UNITED STATES TREAS BGS	3 875% 15 Apr 2029	06/12/21-00/12/21	4/4/2000	2 582 710.89	2 457 418.46	105 292.43
1 267 452.00	UNITED STATES TREAS BGS	3 875% 15 Apr 2029	06/12/21-00/12/21	11/28/2000	1 261 116.72	1 211 983.56	89 123.16
1 586 586.00	UNITED STATES TREAS BGS	3 88% 15 Apr 2029	06/12/21-00/12/21	12/18/2000	1 627 747.31	1 403 725.78	224 021.53
1 570 000.00	UNITED STATES TREAS BGS	6 125% 15 Aug 2029	06/12/21-00/12/21	1/7/2000	1 481 442.19	1 476 817.88	4 624.31
125 000.00	UNITED STATES TREAS BGS	6 125% 15 Aug 2029	06/12/21-00/12/21	1/13/2000	118 801.56	117 582.98	1 218.58
340 000.00	UNITED STATES TREAS BGS	6 125% 15 Aug 2029	06/12/21-00/12/21	1/18/2000	313 171.88	322 008.28	(8 836.40)
305 000.00	UNITED STATES TREAS BGS	6 125% 15 Aug 2029	06/12/21-00/12/21	1/18/2000	280 881.25	287 346.00	(6 464.75)
340 000.00	UNITED STATES TREAS BGS	6 125% 15 Aug 2029	06/12/21-00/12/21	1/18/2000	312 806.25	316 821.69	(4 015.44)
390 000.00	UNITED STATES TREAS BGS	6 125% 15 Aug 2029	06/12/21-00/12/21	1/18/2000	358 287.50	369 010.44	(10 722.94)
655 000.00	UNITED STATES TREAS BGS	6 125% 15 Aug 2029	06/12/21-00/12/21	1/20/2000	605 772.66	608 254.87	(2 482.21)
565 000.00	UNITED STATES TREAS BGS	6 125% 15 Aug 2029	06/12/21-00/12/21	1/21/2000	521 818.75	524 685.08	(2 866.33)
870 000.00	UNITED STATES TREAS BGS	6 125% 15 Aug 2029	06/12/21-00/12/21	1/21/2000	802 575.00	807 887.98	(5 312.98)
530 000.00	UNITED STATES TREAS BGS	6 125% 15 Aug 2029	06/12/21-00/12/21	3/3/2000	521 387.50	520 807.82	579.68
825 000.00	UNITED STATES TREAS BGS	6 125% 15 Aug 2029	06/12/21-00/12/21	3/9/2000	615 727.66	616 015.83	(288.17)
570 000.00	UNITED STATES TREAS BGS	6 125% 15 Aug 2029	06/12/21-00/12/21	3/13/2000	558 085.63	558 818.75	(733.12)
460 000.00	UNITED STATES TREAS BGS	6 125% 15 Aug 2029	06/12/21-00/12/21	3/29/2000	460 431.25	461 437.50	(1 006.25)
450 000.00	UNITED STATES TREAS BGS	6 125% 15 Aug 2029	06/12/21-00/12/21	3/30/2000	456 899.38	456 890.63	8 758.75
420 000.00	UNITED STATES TREAS BGS	6 125% 15 Aug 2029	06/12/21-00/12/21	4/10/2000	437 815.63	431 024.48	6 791.15
10 000.00	UNITED STATES TREAS BGS	6 125% 15 Aug 2029	06/12/21-00/12/21	4/11/2000	10 306.25	10 267.49	38.76
428 000.00	UNITED STATES TREAS BGS	6 125% 15 Aug 2029	06/12/21-00/12/21	4/12/2000	434 855.00	436 493.13	(1 638.13)
325 000.00	UNITED STATES TREAS BGS	6 125% 15 Aug 2029	06/12/21-00/12/21	4/19/2000	330 078.13	327 718.75	2 359.38
315 000.00	UNITED STATES TREAS BGS	6 125% 15 Aug 2029	06/12/21-00/12/21	4/26/2000	318 852.13	317 853.13	999.00
335 000.00	UNITED STATES TREAS BGS	6 125% 15 Aug 2029	06/12/21-00/12/21	5/3/2000	331 388.28	334 222.27	(2 833.99)
450 000.00	UNITED STATES TREAS BGS	6 125% 15 Aug 2029	06/12/21-00/12/21	6/9/2000	455 625.00	455 808.25	(183.25)
400 000.00	UNITED STATES TREAS BGS	6 125% 15 Aug 2029	06/12/21-00/12/21	6/20/2000	406 250.00	405 205.81	1 044.19
470 000.00	UNITED STATES TREAS BGS	6 125% 15 Aug 2029	06/12/21-00/12/21	6/28/2000	471 101.56	476 655.36	(5 553.80)
810 000.00	UNITED STATES TREAS BGS	6 125% 15 Aug 2029	06/12/21-00/12/21	6/30/2000	821 896.88	823 684.94	(1 788.06)
610 000.00	UNITED STATES TREAS BGS	6 125% 15 Aug 2029	06/12/21-00/12/21	7/18/2000	617 339.06	615 328.13	2 010.93
605 000.00	UNITED STATES TREAS BGS	6 125% 15 Aug 2029	06/12/21-00/12/21	7/28/2000	621 258.38	613 843.03	7 415.35
215 000.00	UNITED STATES TREAS BGS	6 125% 15 Aug 2029	06/12/21-00/12/21	7/31/2000	221 114.06	220 810.49	303.57
380 000.00	UNITED STATES TREAS BGS	6 125% 15 Aug 2029	06/12/21-00/12/21	8/9/2000	394 882.50	393 562.37	1 320.13
1 375 000.00	UNITED STATES TREAS BGS	6 125% 15 Aug 2029	06/12/21-00/12/21	8/15/2000	1 398 832.81	1 399 921.88	(1 089.07)
240 000.00	UNITED STATES TREAS BGS	6 125% 15 Aug 2029	06/12/21-00/12/21	9/7/2000	244 125.00	243 412.37	712.63
610 000.00	UNITED STATES TREAS BGS	6 125% 15 Aug 2029	06/12/21-00/12/21	9/28/2000	627 867.19	606 109.32	2 177.87
380 000.00	UNITED STATES TREAS BGS	6 125% 15 Aug 2029	06/12/21-00/12/21	10/23/2000	369 178.13	346 820.65	22 357.48
540 000.00	UNITED STATES TREAS BGS	6 125% 15 Aug 2029	06/12/21-00/12/21	10/27/2000	562 106.25	549 472.26	12 633.99
550 000.00	UNITED STATES TREAS BGS	6 125% 15 Aug 2029	06/12/21-00/12/21	12/6/2000	587 125.00	581 340.75	5 784.25
675 000.00	UNITED STATES TREAS BGS	6 25% 15 May 2030	06/12/21-00/12/21	10/18/2000	670 117.19	656 541.87	13 575.32
200 000.00	UNITED STATES TREAS BGS	6 25% 15 May 2030	06/12/21-00/12/21	12/6/2000	179 382.50	219 837.50	(375.00)
575 000.00	UNITED STATES TREAS BGS	6 25% 15 May 2030	06/12/21-00/12/21	12/6/2000	629 625.00	631 242.19	(1 617.19)
2 860 000.00	UNITED STATES TREAS NTS	5 875% 30 Nov 2001	06/12/21-00/12/21	11/9/2000	2 831 178.56	2 854 012.97	(22 834.41)
460 000.00	UNITED STATES TREAS NTS	5 875% 30 Nov 2001	06/12/21-00/12/21	12/1/2000	455 256.25	455 808.17	(551.92)
1 425 000.00	UNITED STATES TREAS NTS	6 125% 15 Aug 2007	06/12/21-00/12/21	2/25/2000	1 411 195.31	1 405 873.81	5 321.50
2 950 000.00	UNITED STATES TREAS NTS	6 125% 15 Aug 2007	06/12/21-00/12/21	8/14/2000	2 959 218.75	2 868 715.93	90 502.82
700 000.00	UNITED STATES TREAS NTS	6 125% 15 Aug 2007	06/12/21-00/12/21	8/17/2000	701 585.94	701 093.75	492.19
380 000.00	UNITED STATES TREAS NTS	6 125% 15 Aug 2007	06/12/21-00/12/21	8/31/2000	382 882.81	360 580.20	2 302.61
550 000.00	UNITED STATES TREAS NTS	6 125% 15 Aug 2007	06/12/21-00/12/21	11/30/2000	568 626.95	567 751.04	875.91
2 220 000.00	UNITED STATES TREAS NTS	5 75% 31 Oct 2002	06/12/21-00/12/21	10/27/2000	2 212 710.16	2 212 710.16	(0.00)
2 000 000.00	UNITED STATES TREAS NTS	5 75% 31 Oct 2002	06/12/21-00/12/21	10/30/2000	1 992 812.50	1 993 049.32	(236.82)
1 875 000.00	UNITED STATES TREAS NTS	5 75% 31 Oct 2002	06/12/21-00/12/21	10/31/2000	1 868 554.88	1 870 538.13	(1 983.25)
1 605 000.00	UNITED STATES TREAS NTS	5 75% 31 Oct 2002	06/12/21-00/12/21	10/31/2000	1 598 600.39	1 600 468.74	(1 868.35)
2 000 000.00	UNITED STATES TREAS NTS	5 75% 31 Oct 2002	06/12/21-00/12/21	11/1/2000	1 995 182.36	1 995 030.82	151.54
1 601 340.00	UNITED STATES TREAS NTS	3 625% 15 Jan 2008	06/12/21-00/12/21	8/15/2000	1 581 306.50	1 536 218.69	44 087.81
400 000.00	UNITED STATES TREAS NTS	4 75% 15 Nov 2008	06/12/21-00/12/21	12/7/2000	346 250.00	347 038.18	(788.18)
1 800 000.00	UNITED STATES TREAS NTS	6% 15 Aug 2004	06/12/21-00/12/21	10/3/2000	1 806 750.00	1 808 880.02	(2 130.02)
500 000.00	UNITED STATES TREAS NTS	6% 15 Aug 2004	06/12/21-00/12/21	10/12/2000	504 531.25	501 818.45	2 712.80
1 785 000.00	UNITED STATES TREAS NTS	6% 15 Aug 2004	06/12/21-00/12/21	10/12/2000	1 796 108.64	1 791 777.04	4 331.60
2 000 000.00	UNITED STATES TREAS NTS	6% 15 Aug 2004	06/12/21-00/12/21	10/13/2000	2 018 875.00	2 007 840.99	1 034.01
1 760 000.00	UNITED STATES TREAS NTS	6% 15 Aug 2004	06/12/21-00/12/21	10/13/2000	1 792 724.22	1 750 570.02	42 154.20
815 000.00	UNITED STATES TREAS NTS	6% 15 Aug 2004	06/12/21-00/12/21	10/20/2000	823 040.67	823 150.60	(109.93)
1 085 000.00	UNITED STATES TREAS NTS	6% 15 Aug 2004	06/12/21-00/12/21	11/30/2000	1 101 105.47	1 094 250.43	6 855.04
650 000.00	UNITED STATES TREAS NTS	6% 15 Aug 2008	06/12/21-00/12/21	11/4/2000	623 895.31	620 212.55	3 682.76
420 000.00	UNITED STATES TREAS NTS	6% 15 Aug 2008	06/12/21-00/12/21	12/7/2000	396 375.00	398 365.29	(1 990.29)
410 000.00	UNITED STATES TREAS NTS	6% 15 Aug 2008	06/12/21-00/12/21	12/7/2000	389 371.88	390 396.87	(1 024.99)
250 000.00	UNITED STATES TREAS NTS	6% 15 Aug 2008	06/12/21-00/12/21	12/7/2000	237 031.25	238 048.88	(1 017.63)
220 000.00	UNITED STATES TREAS NTS	6% 15 Aug 2008	06/12/21-00/12/21	12/7/2000	208 725.00	208 481.25	243.75
975 000.00	UNITED STATES TREAS NTS	6% 15 Aug 2008	06/12/21-00/12/21	2/22/2000	932 953.13	933 410.16	(457.03)
860 000.00	UNITED STATES TREAS NTS	6% 15 Aug 2008	06/12/21-00/12/21	2/28/2000	837 890.83	837 737.50	153.33
1 230 000.00	UNITED STATES TREAS NTS	6% 15 Aug 2009	06/12/21-00/12/21	2/8/2000	1 178 301.56	1 178 878.13	(576.57)
775 000.00	UNITED STATES TREAS NTS	6% 15 Aug 2009	06/12/21-00/12/21	2/10/2000	737 783.87	747 916.78	(10 132.91)
775 000.00	UNITED STATES TREAS NTS	6% 15 Aug 2009	06/12/21-00/12/21	2/14/2000	738 394.44	747 953.30	(9 558.86)
1 430 000.00	UNITED STATES TREAS NTS	5 875% 31 Oct 2001	06/12/21-00/12/21	12/1/2000	1 415 873.44	1 434 119.47	(18 246.03)
1 290 000.00	UNITED STATES TREAS NTS	5 875% 31 Oct 2001	06/12/21-00/12/21	2/7/2000	1 273 371.09	1 293 835.15	(20 464.06)
275 000.00	UNITED STATES TREAS NTS	5 875% 31 Oct 2001	06/12/21-00/12/21	2/14/2000	271 591.41	275 706.88	(4 115.47)
1 490 000.00	UNITED STATES TREAS NTS	5 875% 15 Nov 2004	06/12/21-00/12/21	11/4/2000	1 452 517.18	1 463 384.90	(10 867.72)
210 000.00	UNITED STATES TREAS NTS	5 875% 15 Nov 2004	06/12/21-00/12/21	12/7/2000	203 142.18	203 667.19	(525.00)
530 000.00	UNITED STATES TREAS NTS	5 875% 15 Nov 2004	06/12/21-00/12/21	2/10/2000	511 574.27	511 694.44	(120.17)
5 000.00	UNITED STATES TREAS NTS	5 875% 15 Nov 2004	06/12/21-00/12/21	2/22/2000	4 843.36	4 831.79	11.57
340 000.00	UNITED STATES TREAS NTS	5 875% 15 Nov 2004	06/12/21-00/12/21	2/23/2000	330 039.08	330 855.15	(816.07)
600 000.00	UNITED STATES TREAS NTS	5 875% 15 Nov 2004	06/12/21-00/12/21	3/15/2000	586 408.25	583 182.50	3 225.75
2 800 000.00	UNITED STATES TREAS NTS	5 875% 15 Nov 2004	06/12/21-00/12/21	3/23/2000	2 453 515.83	2 445 748.86	7 766.97
1 550 000.00	UNITED STATES TREAS NTS	5 875% 15 Nov 2004	06/12/21-00/12/21	3/23/2000	1 521 906.25	1 521 684.07	222.18
695 000.00	UNITED STATES TREAS NTS	5 875% 15 Nov 2004	06/12/21-00/12/21	3/31/2000	680 091.41	682 371.82	(2 280.41)
100 000.00							

THE ROCKEFELLER FOUNDATION
EMPLOYEE ID NO 13-165629
GAIN AND LOSSES FOR TAX ON INVESTMENT INCOME
FORM 990 PF 2000 PART IV

Par	Security Name	Security Description	Date Bought	Date Sold	Proceeds	Cost	Realized
1 063 000 00	UNITED STATES TREAS NTS	0.5% 15 Feb 2010	08/12/21-00/12/21	2/25/2000	1 681 129 88	1 681 417 06	(288 27)
110 000 00	UNITED STATES TREAS NTS	0.5% 15 Feb 2010	08/12/21-00/12/21	3/10/2000	110 908 87	110 534 71	362 16
775 000 00	UNITED STATES TREAS NTS	0.5% 15 Feb 2010	08/12/21-00/12/21	3/22/2000	780 312 50	780 312 50	0 00
480 000 00	UNITED STATES TREAS NTS	0.5% 15 Feb 2010	08/12/21-00/12/21	4/28/2000	488 187 50	488 776 53	(9 089 03)
550 000 00	UNITED STATES TREAS NTS	0.5% 15 Feb 2010	08/12/21-00/12/21	5/3/2000	550 101 56	550 833 84	(2 832 28)
375 000 00	UNITED STATES TREAS NTS	0.5% 15 Feb 2010	08/12/21-00/12/21	5/12/2000	374 298 88	377 343 71	(3 046 83)
1 400 000 00	UNITED STATES TREAS NTS	0.5% 15 Feb 2010	08/12/21-00/12/21	6/5/2000	1 435 273 44	1 431 898 74	3 376 70
275 000 00	UNITED STATES TREAS NTS	0.5% 15 Feb 2010	08/12/21-00/12/21	6/7/2000	281 380 86	281 225 28	155 58
675 000 00	UNITED STATES TREAS NTS	0.5% 15 Feb 2010	08/12/21-00/12/21	6/7/2000	693 687 97	690 748 39	2 939 58
1 680 000 00	UNITED STATES TREAS NTS	0.5% 15 Feb 2010	08/12/21-00/12/21	6/28/2000	1 933 618 56	1 929 807 10	3 811 46
805 000 00	UNITED STATES TREAS NTS	0.5% 15 Feb 2010	08/12/21-00/12/21	7/21/2000	832 671 88	831 387 15	1 284 73
890 000 00	UNITED STATES TREAS NTS	0.5% 15 Feb 2010	08/12/21-00/12/21	7/31/2000	712 502 97	713 284 19	(781 22)
2 000 000 00	UNITED STATES TREAS NTS	0.5% 28 Feb 2007	08/12/21-00/12/21	10/30/2000	2 007 109 38	2 007 741 52	(632 14)
810 000 00	UNITED STATES TREAS NTS	0.75% 15 May 2005	08/12/21-00/12/21	5/18/2000	810 000 00	815 521 86	(5 521 86)
600 000 00	UNITED STATES TREAS NTS	0.75% 15 May 2005	08/12/21-00/12/21	5/1/2000	608 108 37	600 234 48	7 874 89
610 000 00	UNITED STATES TREAS NTS	0.75% 15 May 2005	08/12/21-00/12/21	5/7/2000	620 283 75	609 482 20	10 811 55
545 000 00	UNITED STATES TREAS NTS	0.75% 15 May 2005	08/12/21-00/12/21	5/7/2000	555 474 77	545 083 78	10 390 97
1 000 000 00	UNITED STATES TREAS NTS	0.75% 15 May 2005	08/12/21-00/12/21	5/28/2000	1 018 250 00	1 000 153 27	18 096 73
870 000 00	UNITED STATES TREAS NTS	0.75% 15 May 2005	08/12/21-00/12/21	5/28/2000	886 312 50	878 088 96	10 243 55
1 995 000 00	UNITED STATES TREAS NTS	0.75% 15 May 2005	08/12/21-00/12/21	5/29/2000	2 035 523 44	2 031 809 22	3 714 22
4 600 000 00	UNITED STATES TREAS NTS	0.75% 15 May 2005	08/12/21-00/12/21	7/11/2000	4 715 000 00	4 713 562 50	1 437 50
3 750 000 00	UNITED STATES TREAS NTS	0.75% 15 May 2005	08/12/21-00/12/21	7/13/2000	3 840 527 34	3 841 817 06	(1 289 64)
1 850 000 00	UNITED STATES TREAS NTS	0.75% 15 May 2005	08/12/21-00/12/21	7/18/2000	1 884 687 50	1 895 133 89	(10 446 39)
3 350 000 00	UNITED STATES TREAS NTS	0.75% 15 May 2005	08/12/21-00/12/21	7/26/2000	3 433 750 00	3 431 174 83	2 575 17
935 000 00	UNITED STATES TREAS NTS	0.75% 15 May 2005	08/12/21-00/12/21	8/2/2000	959 835 94	957 583 86	2 252 08
4 740 000 00	UNITED STATES TREAS NTS	0.75% 15 May 2005	08/12/21-00/12/21	8/2/2000	4 355 008 25	4 341 428 28	14 577 97
2 545 000 00	UNITED STATES TREAS NTS	0.75% 15 May 2005	08/12/21-00/12/21	8/3/2000	2 818 180 47	2 813 100 89	5 079 58
1 570 000 00	UNITED STATES TREAS NTS	0.75% 15 May 2005	08/12/21-00/12/21	8/4/2000	1 566 075 00	1 560 697 55	5 377 45
5 875 000 00	UNITED STATES TREAS NTS	0.75% 15 May 2005	08/12/21-00/12/21	8/22/2000	6 033 808 60	6 034 404 70	(596 10)
1 540 000 00	UNITED STATES TREAS NTS	0.75% 15 May 2005	08/12/21-00/12/21	10/13/2000	1 605 450 00	1 592 784 37	12 665 63
540 000 00	UNITED STATES TREAS NTS	0.75% 15 May 2005	08/12/21-00/12/21	10/19/2000	563 180 84	558 487 84	4 693 00
630 000 00	UNITED STATES TREAS NTS	0.75% 15 May 2005	08/12/21-00/12/21	10/26/2000	655 780 63	651 415 87	4 314 76
2 600 000 00	UNITED STATES TREAS NTS	0.75% 15 May 2005	08/12/21-00/12/21	10/30/2000	2 686 484 38	2 697 257 28	(11 772 90)
1 685 000 00	UNITED STATES TREAS NTS	0.75% 15 May 2005	08/12/21-00/12/21	11/10/2000	1 745 686 23	1 747 808 87	(2 122 64)
3 700 000 00	UNITED STATES TREAS NTS	0.75% 15 May 2005	08/12/21-00/12/21	11/13/2000	3 840 773 44	3 838 678 87	2 094 57
869 000 00	UNITED STATES TREAS NTS	0.75% 15 May 2005	08/12/21-00/12/21	11/20/2000	804 235 23	801 385 70	2 849 53
880 000 00	UNITED STATES TREAS NTS	0.75% 15 Aug 2010	08/12/21-00/12/21	8/31/2000	880 550 00	881 785 04	(1 235 04)
820 000 00	UNITED STATES TREAS NTS	0.75% 15 Aug 2010	08/12/21-00/12/21	8/31/2000	820 512 50	818 480 87	2 048 63
430 000 00	UNITED STATES TREAS NTS	0.75% 15 Aug 2010	08/12/21-00/12/21	8/14/2000	429 596 88	429 194 07	402 81
1 440 000 00	UNITED STATES TREAS NTS	0.75% 15 Aug 2010	08/12/21-00/12/21	8/15/2000	1 433 025 00	1 433 857 81	(832 81)
1 380 000 00	UNITED STATES TREAS NTS	0.75% 15 Aug 2010	08/12/21-00/12/21	8/18/2000	1 385 337 50	1 374 811 04	(9 523 46)
530 000 00	UNITED STATES TREAS NTS	0.75% 15 Aug 2010	08/12/21-00/12/21	8/27/2000	526 687 50	526 635 00	52 50
1 135 000 00	UNITED STATES TREAS NTS	0.75% 15 Aug 2010	08/12/21-00/12/21	8/27/2000	1 125 778 13	1 126 850 81	(1 072 68)
800 000 00	UNITED STATES TREAS NTS	0.75% 15 Aug 2010	08/12/21-00/12/21	8/28/2000	798 000 00	794 751 60	3 248 40
2 150 000 00	UNITED STATES TREAS NTS	0.75% 15 Aug 2010	08/12/21-00/12/21	10/2/2000	2 140 257 81	2 144 827 32	(4 569 51)
1 250 000 00	UNITED STATES TREAS NTS	0.75% 15 Aug 2010	08/12/21-00/12/21	10/3/2000	1 240 429 89	1 247 315 02	(6 885 13)
880 000 00	UNITED STATES TREAS NTS	0.75% 15 Aug 2010	08/12/21-00/12/21	10/4/2000	872 300 00	878 352 51	(6 052 51)
1 265 000 00	UNITED STATES TREAS NTS	0.75% 15 Aug 2010	08/12/21-00/12/21	10/6/2000	1 258 675 00	1 262 837 74	(4 162 74)
1 420 000 00	UNITED STATES TREAS NTS	0.75% 15 Aug 2010	08/12/21-00/12/21	10/18/2000	1 430 206 25	1 414 822 77	15 383 48
670 000 00	UNITED STATES TREAS NTS	0.75% 15 Aug 2010	08/12/21-00/12/21	10/19/2000	674 398 88	674 808 25	(409 37)
1 500 000 00	UNITED STATES TREAS NTS	0.75% 15 Aug 2010	08/12/21-00/12/21	10/26/2000	1 510 546 88	1 511 478 39	(932 51)
2 900 000 00	UNITED STATES TREAS NTS	0.75% 15 Aug 2010	08/12/21-00/12/21	10/30/2000	2 904 531 25	2 918 258 23	(13 726 98)
900 000 00	UNITED STATES TREAS NTS	0.75% 15 Aug 2010	08/12/21-00/12/21	11/10/2000	895 500 00	895 494 38	(565 62)
2 000 000 00	UNITED STATES TREAS NTS	0.75% 15 Aug 2010	08/12/21-00/12/21	11/20/2000	2 012 187 50	1 998 786 88	13 400 62
650 000 00	UNITED STATES TREAS NTS	0.75% 15 Aug 2010	08/12/21-00/12/21	11/29/2000	659 039 05	659 531 25	(492 20)
850 000 00	UNITED STATES TREAS NTS	0.75% 15 Aug 2010	08/12/21-00/12/21	11/30/2000	863 406 25	858 530 24	4 876 01
950 000 00	UNITED STATES TREAS NTS	0.75% 15 Aug 2010	08/12/21-00/12/21	12/5/2000	967 064 06	966 434 25	639 81
1 350 000 00	UNITED STATES TREAS NTS	0.75% 15 Aug 2010	08/12/21-00/12/21	12/6/2000	1 382 273 44	1 376 992 89	5 280 55
860 000 00	UNITED STATES TREAS NTS	0.75% 15 Aug 2010	08/12/21-00/12/21	12/6/2000	863 918 75	863 303 74	615 01
1 735 000 00	UNITED STATES TREAS NTS	0.75% 15 Aug 2010	08/12/21-00/12/21	12/18/2000	1 814 158 38	1 781 104 42	33 054 96
1 480 000 00	UNITED STATES TREAS NTS	0.75% 15 Aug 2010	08/12/21-00/12/21	12/21/2000	1 559 781 25	1 559 414 98	366 27
1 300 000 00	UNITED STATES TREAS NTS	0.75% 15 Nov 2005	08/12/21-00/12/21	12/6/2000	1 278 437 50	1 325 187 50	(47 750 00)
2 400 000 00	UNITED STATES TREAS NTS	0.75% 15 Nov 2005	08/12/21-00/12/21	12/13/2000	2 45 148 88	2 44 345 82	803 06
2 410 000 00	UNITED STATES TREAS NTS	0.75% 15 Nov 2005	08/12/21-00/12/21	12/18/2000	2 450 417 18	2 471 018 59	(21 601 41)
540 000 00	UNITED STATES TREAS NTS	0.75% 15 Nov 2005	08/12/21-00/12/21	12/21/2000	558 646 88	555 070 69	3 576 19
1 400 000 00	UNITED STATES TREAS NTS	0.825% 30 Nov 2002	08/12/21-00/12/21	12/19/2000	1 406 880 82	1 408 410 68	(1 529 86)
5 680 000 00	UNITED STATES TREAS NTS	0.825% 30 Nov 2002	08/12/21-00/12/21	12/19/2000	5 708 400 00	5 712 608 78	(4 208 78)
1 025 000 00	UNITED STATES TREAS NTS	0.75% 15 Aug 2003	08/12/21-00/12/21	8/31/2000	1 015 310 55	1 011 814 26	3 496 29
1 155 000 00	UNITED STATES TREAS NTS	0.75% 15 Aug 2003	08/12/21-00/12/21	11/30/2000	1 179 589 84	1 175 000 00	4 589 84
3 025 000 00	UNITED STATES TREAS NTS	0.75% 15 Aug 2003	08/12/21-00/12/21	12/6/2000	3 051 586 91	3 025 000 00	26 586 91
995 000 00	UNITED STATES TREAS NTS	0.5% 15 Oct 2006	08/12/21-00/12/21	2/18/2000	980 075 00	980 749 00	(674 00)
1 910 000 00	UNITED STATES TREAS NTS	0.5% 15 Oct 2006	08/12/21-00/12/21	2/22/2000	1 887 815 63	1 881 744 77	6 070 86
1 470 000 00	UNITED STATES TREAS NTS	0.5% 15 Oct 2006	08/12/21-00/12/21	2/23/2000	1 455 988 08	1 447 413 82	8 574 26
344 655 21	ALBERTA PROV	0.4% 15 Jun 2010	08/12/21-00/12/21	6/15/2000	273 553 71	274 221 86	(668 15)
10 000 000 00	CANADA GOVT	0% 01 Jun 2025	08/12/21-00/12/21	8/16/2000	1 734 757 50	1 843 458 51	(108 701 01)
7 000 000 00	FEDERAL NATL MTG ASSN	6.25% 15 May 2029	08/12/21-00/12/21	4/28/2000	1 785 400 00	1 788 880 00	(3 480 00)
3 000 000 00	UNITED STATES TREAS BDS	5.5% 15 Aug 2028	08/12/21-00/12/21	7/3/2000	3 491 109 38	3 611 671 88	(120 562 50)
TOTAL US GOVERNMENT AND AGENCY					2 568 831 005 29	2 563 961 559 86	4 869 445 43
ZERO COUPON BOND							
70 000 00	UNITED STATES TREAS BD STRP PRN	0% 15 Nov 2021	08/12/21-00/12/21	3/2/2000	18 343 50	18 598 00	(254 50)
170 000 00	UNITED STATES TREAS BD STRP PRN	0% 15 Nov 2021	08/12/21-00/12/21	3/3/2000	45 026 20	44 082 30	943 90
280 000 00	UNITED STATES TREAS BD STRP PRN	0% 15 Nov 2021	08/12/21-00/12/21	3/8/2000	67 857 40	69 082 00	(1 224 60)
2 820 000 00	UNITED STATES TREAS BD STRP PRN	0% 15 Nov 2021	08/12/21-00/12/21	5/8/2000	718 382 80	750 656 20	(34 263 40)
10 000 000 00	UNITED STATES TREAS SC STRP INT	0.01% 15 May 2015	08/12/21-00/12/21	2/28/2000	3 729 000 00	2 113 500 00	1 615 500 00
3 430 000 00	UNITED STATES TREAS BD STRP PRN	0% 15 Nov 2008	08/12/21-00/12/21	8/8/2000	940 418 60	1 890 882 77	(950 464 17)
7 580 000 00	UNITED STATES TREAS BD STRP PRN	0% 15 May 2017	08/12/21-00/12/21	8/11/2000	1 966 717 50	894 841 28	1 071 876 22
4 000 000 00	UNITED STATES TREAS BD STRP PRN	0% 15 May 2017	08/12/21-00/12/21	8/11/2000	1 493 000 00	1 374 874 56	1 115 125 44
1 730 000 00	UNITED STATES TREAS BD STRP PRN	0% 15 Nov 2018	08/12/21-00/12/21	4/25/2000	558 306 00	545 134 82	14 171 18
2 280 000 00	UNITED STATES TREAS BD STRP PRN	0% 15 Nov 2018	08/12/21-00/12/21	4/25/2000	731 313 40	684 508 65	46 804 75
1 180 000 00	UNITED STATES TREAS BD STRP PRN	0% 15 Nov 2018	08/12/21-00/12/21	4/25/2000	375 028 00	384 486 23	(8 458 23)
3 030 000 00	UNITED STATES TREAS BD STRP PRN	0% 15 Feb 2019	08/12/21-00/12/21	6/23/2000	1 023 776 40	947 316 30	76 460 10
600 000 00	UNITED STATES TREAS BD STRP PRN	0% 15 May 2020	08/12/21-00/12/21	2/8/2000			

THE ROCKEFELLER FOUNDATION
EMPLOYEE ID NO 13 165629
GAIN AND LOSSES FOR TAX ON INVESTMENT INCOME
FORM 990 PF 2000 PART IV

Par	Security Name	Security Description	Date Bought	Date Sold	Proceeds	Cost	Realized
6 250 000 00	UNITED STATES TREAS SEC STRP INT	0% 15 May 2008	06/12/2011-00/12/21	06/20/2000	3 825 875 00	3 832 818 85	83 256 35
TOTAL ZERO COUPON BOND					27 087 260 50	25 178 437 70	1 917 822 80
MORTGAGES, NOTES AND CONTRACTS							
49 840 84	ARCADIA AUTOMOBILE RECEIVABLES	6 75% 15 Sep 2002	06/12/2011-00/12/21	10/17/2000	49 840 84	49 808 82	31 02
128 191 70	OMNY ACCEP OWNER TR	6 18% 15 Apr 2002	06/12/2011-00/12/21	3/16/2000	128 191 70	128 188 85	3 05
7 400 000 00	ASSET SECURITIZATION CORP	6 66% 14 Feb 2004	06/12/2011-00/12/21	3/3/2000	7 122 210 83	7 103 109 37	(560 896 44)
500 000 00	CMAC COMB MTG SEC INC	6 42% 15 Aug 2008	06/12/2011-00/12/21	10/20/2000	484 843 75	484 921 85	14 921 87
90 000 00	MORGAN JF COMB MTG FIM CORP	1% 15 Apr 2010	06/12/2011-00/12/21	8/2/2000	90 003 28	90 000 00	63 28
2 713 265 14	NOMURA ASSET SECS CORP	6 28% 17 Mar 2008	06/12/2011-00/12/21	4/26/2000	2 615 333 11	2 768 050 82	1153 727 51
1 000 000 00	PECO ENERGY TRANSITION TRUST	7 65% 01 Mar 2010	06/12/2011-00/12/21	4/28/2000	999 453 13	997 730 00	1 723 13
1 000 000 00	SER 2000 2G MEDALLION TR	1% 18 Dec 2001	06/12/2011-00/12/21	9/27/2000	1 000 234 38	1 000 000 00	234 38
123 333 33	AGENCY FOR INTL DEV HSG JAMAICA	7% 05 Oct 2012	06/12/2011-00/12/21	4/5/2000	123 333 33	123 333 21	2 12
41 269 89	BEAR STEARNS MTG SECS INC	8 35% 25 Feb 2008	06/12/2011-00/12/21	6/27/2000	41 268 89	41 340 82	(70 83)
1 333 768 13	DLJ MTG ACCEP CORP	8 5% 25 May 2009	06/12/2011-00/12/21	3/6/2000	1 235 182 41	1 329 806 49	(84 614 06)
60 463 15	FEDERAL HOME LN MTG PC GTD	5 5% 15 Jul 2005	06/12/2011-00/12/21	5/15/2000	60 463 15	60 000 23	462 92
9 174 73	FEDERAL HOME LN MTG CORP	8 4% 15 Dec 2017	06/12/2011-00/12/21	1/1/2000	9 174 73	9 161 83	12 80
2 777 555 82	RESIDENTIAL FDG MTG SECS I INC	8 5% 25 Apr 2013	06/12/2011-00/12/21	3/29/2000	2 639 546 00	2 778 725 79	(140 178 79)
585 483 55	RESOLUTION TR CORP MTG PASS	0 5455% 25 May 2021	06/12/2011-00/12/21	2/25/2000	585 483 57	585 483 55	0 02
5 000 000 00	CAPITAL ONE MASTER TR	0 5633% 15 Aug 2008	06/12/2011-00/12/21	12/8/2000	5 002 146 48	5 000 000 00	2 148 48
1 000 000 00	CAPITAL ONE MASTER TR	0 5633% 15 Aug 2008	06/12/2011-00/12/21	12/8/2000	1 000 429 69	1 000 000 00	429 69
3 700 000 00	CITIBANK CR CARD MASTER TR I	5 8% 07 Feb 2008	06/12/2011-00/12/21	7/27/2000	3 590 156 25	3 711 349 64	(121 349 39)
2 200 000 00	FIRST USA CREDIT CARD MASTER	1% 10 Apr 2009	06/12/2011-00/12/21	11/2/2000	2 186 312 50	2 187 507 81	(9 195 31)
3 000 000 00	MBNA MASTER CR CARD TR II	7 35% 18 Jul 2007	06/12/2011-00/12/21	12/5/2000	3 110 507 81	2 998 387 73	111 120 08
5 000 000 00	AMERICREDIT AUTOMOBILE	5 88% 05 Dec 2005	06/12/2011-00/12/21	5/12/2000	4 814 062 50	4 998 850 00	(184 887 50)
2 900 165 04	ARCADIA AUTOMOBILE	7 7% 15 Jun 2007	06/12/2011-00/12/21	11/17/2000	2 926 819 84	2 896 805 59	30 014 25
1 500 000 00	BEAR STEARNS COMB MTG SECS INC	1% 16 Jun 2008	06/12/2011-00/12/21	7/20/2000	1 408 484 38	1 515 213 80	(108 728 22)
1 100 000 00	CHASE COMB MTG SECS INC	8 8% 19 Nov 2007	06/12/2011-00/12/21	7/20/2000	1 045 558 59	1 100 104 50	(54 545 91)
310 889 87	CITICORP MTG SECS INC	8% 25 Feb 2009	06/12/2011-00/12/21	4/18/2000	307 129 88	307 468 74	(340 05)
1 463 882 12	FEDERAL NATL MTG ASSN REMIC	1% 25 May 2021	06/12/2011-00/12/21	8/4/2000	1 341 000 44	1 480 002 95	(118 822 51)
2 000 000 00	RESIDENTIAL FDG MTG SECS I INC	7% 25 Jan 2008	06/12/2011-00/12/21	12/28/2000	1 834 375 00	1 833 125 00	81 250 00
27 157 01	LMC HOME EQUITY LN TR	7 23% 20 May 2007	06/12/2011-00/12/21	4/20/2000	27 157 01	28 035 37	(878 36)
3 076 000 00	MBNA MASTER CR CARD TR II	7% 15 Feb 2017	06/12/2011-00/12/21	9/29/2000	3 086 453 59	3 043 174 53	41 278 06
2 475 000 00	SEARS CR ACCOUNT MASTER TR	7% 15 Jun 2008	06/12/2011-00/12/21	2/16/2000	2 445 319 33	2 549 727 54	(104 408 21)
700 000 00	SEARS CR ACCOUNT MASTER TR II	6 45% 10 Oct 2008	06/12/2011-00/12/21	2/15/2000	693 000 00	707 437 50	(14 437 50)
250 000 00	SEARS CR ACCOUNT MASTER TR II	5 65% 15 Mar 2009	06/12/2011-00/12/21	8/2/2000	236 952 78	247 560 80	(18 643 02)
800 000 00	SEARS CR ACCOUNT MASTER TR II	7 25% 15 Nov 2007	06/12/2011-00/12/21	8/18/2000	804 250 90	796 250 48	7 999 57
1 250 000 00	FORD CR AUTO OWNER TR	8 08% 18 Sep 2002	06/12/2011-00/12/21	5/4/2000	1 233 398 44	1 249 932 26	(16 533 84)
1 675 000 00	HONDA AUTO LEASE TR	6 45% 16 Sep 2002	06/12/2011-00/12/21	2/18/2000	1 659 689 45	1 674 738 76	(15 048 33)
713 594 47	NAVISTAR FINANCIAL CORP OWNER	5 94% 15 Nov 2004	06/12/2011-00/12/21	1/3/2000	714 267 48	714 267 48	(9 365 97)
0 08	NAVISTAR FINANCIAL CORP OWNER	5 94% 15 Nov 2004	06/12/2011-00/12/21	3/3/2000	0 00	0 00	(0 08)
1 500 000 00	TOYOTA AUTO RECEIVABLES OWN TR	1% 15 Aug 2004	06/12/2011-00/12/21	11/3/2000	1 513 583 75	1 499 770 80	13 822 95
655 000 00	COMM 1999 I	6 455% 15 Sep 2008	06/12/2011-00/12/21	7/20/2000	618 305 23	648 491 59	(32 126 36)
3 081 62	FMAC	0% 15 Dec 2030	06/12/2011-00/12/21	2/15/2000	3 081 62	3 081 62	1 114 20
2 777 88	FMAC	0% 15 Dec 2030	06/12/2011-00/12/21	3/15/2000	2 777 88	1 773 50	1 004 38
3 534 72	FED HM LN PC S02046	0% 15 Dec 2030	06/12/2011-00/12/21	9/1/2000	3 534 72	2 256 70	1 278 02
4 686 28	FED HM LN PC S02046	0% 15 Dec 2030	06/12/2011-00/12/21	7/1/2000	4 686 28	2 891 80	1 694 38
405 393 41	FED HM LN PC S02046	0% 15 Dec 2030	06/12/2011-00/12/21	8/1/2000	282 781 90	258 818 02	24 143 88
405 393 41	FED HM LN PC S02046	0% 15 Dec 2030	06/12/2011-00/12/21	8/1/2000	282 508 53	258 060 48	24 812 05
135 000 00	FED HM LN BK	1% 15 Mar 2024	06/12/2011-00/12/21	8/17/2000	55 856 25	70 859 38	(15 103 13)
185 264 08	FEDERAL NATL MTG ASSN GTD	1% 25 Feb 2024	06/12/2011-00/12/21	8/17/2000	101 316 30	100 658 67	657 63
140 000 00	FEDERAL NATL MTG ASSN GTD	0% 25 Feb 2024	06/12/2011-00/12/21	8/17/2000	70 875 00	85 181 25	(14 306 25)
428 72	FEDERAL NATL MTG ASSN GTD	6 5% 25 Oct 2029	06/12/2011-00/12/21	1/25/2000	428 72	222 83	205 79
447 25	FEDERAL NATL MTG ASSN GTD	6 5% 25 Oct 2029	06/12/2011-00/12/21	4/1/2000	447 25	232 57	214 68
378 01	FEDERAL NATL MTG ASSN GTD	8 5% 25 Oct 2029	06/12/2011-00/12/21	5/1/2000	378 01	185 53	180 48
653 83	FEDERAL NATL MTG ASSN GTD	8 5% 25 Oct 2029	06/12/2011-00/12/21	5/1/2000	653 83	339 98	313 84
1 318 40	FEDERAL NATL MTG ASSN GTD	8 5% 25 Oct 2029	06/12/2011-00/12/21	7/1/2000	1 318 40	684 53	633 87
353 82	FEDERAL NATL MTG ASSN GTD	8 5% 25 Oct 2029	06/12/2011-00/12/21	9/1/2000	353 82	183 89	169 93
268 87	FEDERAL NATL MTG ASSN STRP MTG	5 06% 01 Sep 2010	06/12/2011-00/12/21	1/1/2000	269 87	3 724 06	(3 454 39)
34 99	FEDERAL NATL MTG ASSN STRP MTG	5 06% 01 Sep 2010	06/12/2011-00/12/21	2/1/2000	34 99	483 20	(448 21)
34 30	FEDERAL NATL MTG ASSN STRP MTG	5 06% 01 Sep 2010	06/12/2011-00/12/21	3/1/2000	34 30	473 67	(439 37)
855 000 00	LB COMB CONDUIT MTG TR	8 78% 15 Apr 2009	06/12/2011-00/12/21	4/18/2000	817 025 88	798 857 23	18 168 75
1 370 000 00	LB USBS COMMERCIAL MTG TRUST	7 7% 15 Jan 2010	06/12/2011-00/12/21	6/18/2000	1 411 785 70	1 360 089 15	51 696 55
778 007 73	MID STATE TR VI	7 34% 01 Jul 2035	06/12/2011-00/12/21	1/27/2000	780 872 05	781 181 08	(22 189 01)
1 435 000 00	MORGAN STANLEY CAP I INC	8 48% 15 Nov 2030	06/12/2011-00/12/21	4/20/2000	1 358 187 11	1 327 487 11	28 700 00
900 000 00	MORGAN STANLEY CAP I INC	8 71% 15 Dec 2031	06/12/2011-00/12/21	4/26/2000	851 449 22	866 812 50	(15 363 28)
880 000 00	MORGAN STANLEY CAP I INC	8 71% 15 Dec 2031	06/12/2011-00/12/21	7/2/2000	821 333 59	821 287 50	(8 853 81)
810 000 00	MORGAN STANLEY CAP I INC	0 53% 15 Mar 2032	06/12/2011-00/12/21	4/20/2000	783 425 00	784 750 78	(21 325 78)
375 000 00	MORTGAGE CAP FDG INC	8 337% 18 Nov 2031	06/12/2011-00/12/21	4/20/2000	350 141 60	340 889 38	9 448 24
1 180 000 00	PRUDENTIAL SECS SEC FING CORP	0 506% 15 Jul 2008	06/12/2011-00/12/21	4/26/2000	1 086 004 68	1 072 546 88	13 457 81
128 166 71	SMALL BUSINESS ADMIN PARTN CTF	8 85% 01 Aug 2007	06/12/2011-00/12/21	2/1/2000	128 166 71	128 166 71	0 00
42 180 86	SMALL BUSINESS ADMIN PARTN CTF	8 85% 01 Aug 2007	06/12/2011-00/12/21	5/1/2000	42 180 86	42 180 86	0 00
6 354 70	SUMMIT MTG TR	6 14% 28 Dec 2012	06/12/2011-00/12/21	4/28/2000	6 354 70	6 018 81	335 79
11 215 27	SUMMIT MTG TR	6 14% 28 Dec 2012	06/12/2011-00/12/21	8/28/2000	11 215 27	10 615 95	599 32
736 887 89	CHL FDG 99 I LP	0 99% 18 Mar 2010	06/12/2011-00/12/21	6/18/2000	727 532 87	736 317 48	(8 784 61)
0 03	CHL FDG 99 I LP	0 99% 18 Mar 2010	06/12/2011-00/12/21	6/28/2000	0 00	0 03	(0 03)
825 000 00	MASSACHUSETTS RRB SPL PURP TR	7 03% 15 Mar 2012	06/12/2011-00/12/21	8/10/2000	811 630 86	824 442 87	(12 812 01)
1 000 000 00	NPF VI INC	8 22% 01 Jun 2002	06/12/2011-00/12/21	8/18/2000	980 546 84	999 886 29	(8 338 41)
36 400 00	HEALTHCARE RLTY TR	COM	06/12/2011-00/12/21	2/4/2000	834 725 00	873 518 00	(38 793 00)
243 125 85	PYCSA PANAMA S A	10 28% 15 Dec 2012	06/12/2011-00/12/21	6/18/2000	101 505 08	243 125 85	(141 620 87)
729 377 87	PYCSA PANAMA S A	10 28% 15 Dec 2012	06/12/2011-00/12/21	6/21/2000	280 810 48	729 377 87	(448 567 39)
1 700 00	ARDEN RLTY INC	COM	06/12/2011-00/12/21	5/25/2000	39 102 84	52 184 50	(13 081 66)
900 00	ARDEN RLTY INC	COM	06/12/2011-00/12/21	5/26/2000	20 457 84	27 616 50	(7 158 66)
4 800 00	ARDEN RLTY INC	COM	06/12/2011-00/12/21	5/8/2000	110 108 32	147 100 50	(36 992 18)
3 400 00	ARDEN RLTY INC	COM	06/12/2011-00/12/21	8/9/2000	78 140 94	103 821 80	(25 680 82)
300 00	AVALONBAY CMNTYS INC	COM	06/12/2011-00/12/21	8/1/2000	14 002 84	11 893 91	2 308 93
1 500 00	AVALONBAY CMNTYS INC	COM	06/12/2011-00/12/21	8/15/2000	68 845 16	58 469 57	11 375 59
800 00	AVALONBAY CMNTYS INC	COM	06/12/2011-00/12/21	9/19/2000	28 295 41	23 387 83	4 907 58
800 00	AVALONBAY CMNTYS INC	COM	06/12/2011-00/12/21	9/22/2000	42 244 59	35 081 74	7 162 85
3 300 00	BRE PPTY INC	COM	06/12/2011-00/12/21	8/16/2000	105 585 81	82 085 84	13 500 07
3 000 00	BRE PPTY INC	COM	06/12/2011-00/12/21	9/28/2000	97 889 73	83 074 04	14 215 69
800 00	BRE PPTY INC	COM	06/12/2011-00/12/21	10/20/2000	25 551 14	22 243 12	3 308 02
23 600 00	BRADLEY REAL ESTATE INC	COM	06/12/2011-00/12/21	9/19/2000	519 200 00	478 234 59	39 965 41
800 00	BRANDYWINE RLTY TR	SH BEN INT NEW	06/12/2011-00/12/21	8/7/2000	16 478 86	15 848 00	630 86
600 00	BRANDYWINE RLTY TR	SH BEN INT NEW	06/12/2011-00/12/21	8/11/2000	12 757 25	11 486 00	871 25
3 200 00	CAMDEN PPTY TR	COM	06/12/2011-00/12/21	4/25/2000	91 804 93	86 516	

THE ROCKEFELLER FOUNDATION
EMPLOYEE ID NO 13-165629
GAIN AND LOSSES FOR TAX ON INVESTMENT INCOME
FORM 990 PF 2000 PART IV

Par	Security Name	Security Description	Date Bought	Date Sold	Proceeds	Cost	Realized
1 200 00	EQUITY RESIDENTIAL PPTYS TR	SH BEN INT	06/12/21-00/12/21	7/24/2000	57 876 10	81 497 00	(3 620 90)
6 300 00	FEDERAL RLT Y INVT TR	SH BEN INT NEW	06/12/21-00/12/21	3/3/2000	129 105 48	129 828 00	(9 722 52)
3 500 00	FEDERAL RLT Y INVT TR	SH BEN INT NEW	06/12/21-00/12/21	3/6/2000	98 725 26	77 205 80	(10 480 54)
5 300 00	FEDERAL RLT Y INVT TR	SH BEN INT NEW	06/12/21-00/12/21	6/23/2000	100 984 57	125 230 50	(15 245 93)
15 800 00	FEDERAL RLT Y INVT TR	SH BEN INT NEW	06/12/21-00/12/21	6/26/2000	325 803 60	342 151 78	(16 348 18)
7 000 00	GENERAL GROWTH PPTYS INC	COM	06/12/21-00/12/21	1/12/2000	200 345 80	259 092 96	(58 747 16)
1 300 00	GENERAL GROWTH PPTYS INC	COM	06/12/21-00/12/21	1/25/2000	37 820 74	48 098 75	(10 278 01)
1 400 00	GENERAL GROWTH PPTYS INC	COM	06/12/21-00/12/21	1/28/2000	40 514 64	51 698 26	(11 183 62)
2 100 00	GENERAL GROWTH PPTYS INC	COM	06/12/21-00/12/21	2/7/2000	60 249 50	78 776 00	(18 526 50)
2 600 00	GENERAL GROWTH PPTYS INC	COM	06/12/21-00/12/21	2/8/2000	75 109 41	94 827 38	(19 717 97)
2 100 00	GENERAL GROWTH PPTYS INC	COM	06/12/21-00/12/21	2/9/2000	60 805 56	75 918 61	(15 113 05)
1 800 00	GENERAL GROWTH PPTYS INC	COM	06/12/21-00/12/21	2/10/2000	52 080 26	64 564 34	(12 484 08)
4 900 00	GENERAL GROWTH PPTYS INC	COM	06/12/21-00/12/21	2/15/2000	144 251 18	175 061 62	(30 810 44)
6 000 00	GENERAL GROWTH PPTYS INC	COM	06/12/21-00/12/21	2/16/2000	178 666 49	208 962 72	(30 296 23)
900 00	GENERAL GROWTH PPTYS INC	COM	06/12/21-00/12/21	3/6/2000	28 495 29	30 015 00	(1 519 71)
5 400 00	GENERAL GROWTH PPTYS INC	COM	06/12/21-00/12/21	3/28/2000	158 070 69	185 373 00	(27 302 31)
1 900 00	GENERAL GROWTH PPTYS INC	COM	06/12/21-00/12/21	4/27/2000	82 346 41	81 163 68	1 182 73
8 600 00	GENERAL GROWTH PPTYS INC	COM	06/12/21-00/12/21	5/22/2000	214 146 34	238 230 80	(24 084 46)
5 200 00	HOST MARRIOTT CORP NEW	COM	06/12/21-00/12/21	1/20/2000	48 430 37	71 118 80	(22 688 43)
3 500 00	HOST MARRIOTT CORP NEW	COM	06/12/21-00/12/21	1/24/2000	32 801 40	47 869 10	(15 067 70)
1 900 00	HOST MARRIOTT CORP NEW	COM	06/12/21-00/12/21	1/26/2000	17 691 00	25 986 08	(8 294 18)
13 100 00	HOST MARRIOTT CORP NEW	COM	06/12/21-00/12/21	1/27/2000	120 384 06	168 512 88	(48 128 82)
1 600 00	HOST MARRIOTT CORP NEW	COM	06/12/21-00/12/21	2/23/2000	14 458 67	19 652 00	(5 193 33)
42 800 00	HOST MARRIOTT CORP NEW	COM	06/12/21-00/12/21	3/2/2000	362 492 84	506 049 31	(143 556 47)
900 00	KILROY RLT Y CORP	COM	06/12/21-00/12/21	5/10/2000	21 685 03	24 860 25	(3 175 22)
1 900 00	KILROY RLT Y CORP	COM	06/12/21-00/12/21	5/11/2000	45 959 45	52 370 25	(6 410 80)
200 00	KILROY RLT Y CORP	COM	06/12/21-00/12/21	7/28/2000	5 321 36	5 499 50	(178 14)
2 100 00	KILROY RLT Y CORP	COM	06/12/21-00/12/21	8/1/2000	55 967 33	57 744 75	(1 777 42)
4 800 00	KILROY RLT Y CORP	COM	06/12/21-00/12/21	8/10/2000	122 407 81	129 963 00	(7 555 19)
5 300 00	LIBERTY PROPERTY	SH BEN INT SUPP	06/12/21-00/12/21	2/10/2000	124 299 39	144 743 00	(20 443 61)
300 00	LIBERTY PROPERTY	SH BEN INT SUPP	06/12/21-00/12/21	8/11/2000	8 381 72	8 193 00	188 72
21 300 00	RECKSON ASSOCS RLT Y CORP	COM	06/12/21-00/12/21	2/18/2000	392 886 66	552 219 13	(159 332 47)
2 000 00	RECKSON ASSOCS RLT Y CORP	COM	06/12/21-00/12/21	2/17/2000	36 878 78	50 111 20	(13 232 42)
600 00	RECKSON ASSOCS RLT Y CORP	COM	06/12/21-00/12/21	2/22/2000	11 064 59	15 033 36	(3 968 77)
6 500 00	RECKSON ASSOCS RLT Y CORP	COM	06/12/21-00/12/21	2/28/2000	118 231 04	161 899 78	(43 668 74)
4 400 00	RECKSON ASSOCS RLT Y CORP	COM	06/12/21-00/12/21	3/3/2000	78 933 36	108 955 36	(30 022 00)
3 500 00	RECKSON ASSOCS RLT Y CORP	COM	06/12/21-00/12/21	3/7/2000	67 789 64	86 387 50	(18 597 86)
8 200 00	RECKSON ASSOCS RLT Y CORP	COM	06/12/21-00/12/21	3/13/2000	111 274 28	152 927 00	(41 652 72)
1 000 00	RECKSON ASSOCS RLT Y CORP	COM	06/12/21-00/12/21	3/15/2000	17 930 40	24 029 00	(6 098 60)
13 200 00	RECKSON ASSOCS RLT Y CORP	COM	06/12/21-00/12/21	3/16/2000	236 800 08	315 194 32	(78 394 24)
1 200 00	ROUSE CO	COM	06/12/21-00/12/21	5/25/2000	28 589 18	28 572 00	17 18
2 100 00	ROUSE CO	COM	06/12/21-00/12/21	8/2/2000	51 322 28	50 001 00	1 321 28
1 600 00	ROUSE CO	COM	06/12/21-00/12/21	8/12/2000	36 102 69	38 096 00	(1 993 31)
1 000 00	ROUSE CO	COM	06/12/21-00/12/21	8/10/2000	26 439 11	27 810 00	(1 370 89)
2 500 00	SL GREEN RLT Y CORP	COM	06/12/21-00/12/21	5/26/2000	60 836 47	67 025 00	(6 188 53)
1 000 00	SIMON PPTY GROUP INC NEW	COM	06/12/21-00/12/21	5/22/2000	25 208 45	32 178 58	(6 970 13)
2 000 00	SIMON PPTY GROUP INC NEW	COM	06/12/21-00/12/21	5/25/2000	49 828 34	64 357 11	(14 528 77)
9 900 00	SIMON PPTY GROUP INC NEW	COM	06/12/21-00/12/21	6/1/2000	242 588 64	318 567 71	(76 000 07)
1 400 00	SIMON PPTY GROUP INC NEW	COM	06/12/21-00/12/21	6/8/2000	33 538 61	45 049 98	(11 511 37)
4 400 00	SIMON PPTY GROUP INC NEW	COM	06/12/21-00/12/21	6/9/2000	105 332 46	143 585 65	(38 253 19)
2 300 00	SMITH CHARLES E RESIDENTIAL	COM	06/12/21-00/12/21	9/19/2000	100 818 97	100 853 72	(34 734 75)
500 00	SMITH CHARLES E RESIDENTIAL	COM	06/12/21-00/12/21	10/1/2000	22 784 73	17 290 18	5 494 55
6 300 00	SPEAKER PPTYS INC	COM	06/12/21-00/12/21	9/27/2000	303 168 63	263 321 73	39 846 90
2 200 00	SPEAKER PPTYS INC	COM	06/12/21-00/12/21	10/18/2000	121 696 61	87 811 00	33 885 61
3 000 00	SPEAKER PPTYS INC	COM	06/12/21-00/12/21	10/31/2000	165 818 26	119 650 50	46 167 76
3 800 00	STORAGE USA INC	COM	06/12/21-00/12/21	9/27/2000	108 214 54	103 695 88	4 518 66
4 000 00	TAUBMAN CENTERS INC	REIT	06/12/21-00/12/21	12/6/2000	42 464 87	54 740 00	(12 275 13)
7 300 00	URBAN SHOPPING CTR INC	COM	06/12/21-00/12/21	2/17/2000	202 130 24	238 943 24	(36 813 00)
1 800 00	NEW PLAN EXCEL RLT Y TR INC	COM	06/12/21-00/12/21	3/17/2000	25 692 82	34 539 38	(8 846 56)
6 700 00	NEW PLAN EXCEL RLT Y TR INC	COM	06/12/21-00/12/21	3/20/2000	91 051 02	121 796 77	(30 745 75)
3 400 00	NEW PLAN EXCEL RLT Y TR INC	COM	06/12/21-00/12/21	3/23/2000	61 807 31	81 807 31	(19 999 00)
4 800 00	NEW PLAN EXCEL RLT Y TR INC	COM	06/12/21-00/12/21	3/24/2000	64 904 31	87 25 39	(22 351 08)
350 000 00	AMB PPTY CORP	COM	06/12/21-00/12/21	2/4/2000	7 340 000 00	6 754 492 32	585 507 68
21 948 00	AMB PPTY CORP	COM	06/12/21-00/12/21	1/17/2000	437 588 25	411 787 03	25 801 22
40 000 00	AMB PPTY CORP	COM	06/12/21-00/12/21	4/10/2000	855 000 00	750 495 76	94 504 24
60 000 00	AMB PPTY CORP	COM	06/12/21-00/12/21	4/27/2000	1 316 879 67	1 170 585 10	146 294 57
40 000 00	AMB PPTY CORP	COM	06/12/21-00/12/21	4/28/2000	877 570 66	820 000 00	57 570 66
19 300 00	AMB PPTY CORP	COM	06/12/21-00/12/21	5/11/2000	437 907 36	395 650 00	42 257 36
30 700 00	AMB PPTY CORP	COM	06/12/21-00/12/21	5/12/2000	697 772 34	628 350 00	69 422 34
49 651 00	AMB PPTY CORP	COM	06/12/21-00/12/21	5/15/2000	1 135 852 78	1 017 845 50	118 007 28
2 500 00	AMB PPTY CORP	COM	06/12/21-00/12/21	5/16/2000	57 181 83	51 250 00	5 931 83
24 000 00	AMB PPTY CORP	COM	06/12/21-00/12/21	6/14/2000	553 308 70	492 000 00	61 308 70
30 500 00	AMB PPTY CORP	COM	06/12/21-00/12/21	6/15/2000	704 829 54	625 250 00	79 579 54
67 771 00	AMB PPTY CORP	COM	06/12/21-00/12/21	6/16/2000	1 568 964 40	1 389 305 50	179 658 90
7 150 00	AMB PPTY CORP	COM	06/12/21-00/12/21	6/18/2000	178 716 48	158 875 00	19 841 48
20 000 00	AMB PPTY CORP	COM	06/12/21-00/12/21	6/27/2000	486 250 00	410 000 00	76 250 00
36 847 00	AMB PPTY CORP	COM	06/12/21-00/12/21	6/28/2000	895 721 13	765 261 00	130 460 13
36 843 00	AMB PPTY CORP	COM	06/12/21-00/12/21		0 00	437 588 25	(437 588 25)
1 400 00	HEALTHCARE RLT Y TR	COM	06/12/21-00/12/21	2/7/2000	24 457 18	24 412 50	44 68
5 500 00	HEALTHCARE RLT Y TR	COM	06/12/21-00/12/21	2/8/2000	83 456 72	95 906 25	(12 449 53)
15 500 00	HEALTHCARE RLT Y TR	COM	06/12/21-00/12/21	2/9/2000	257 281 25	270 281 25	(12 999 00)
6 200 00	HEALTHCARE RLT Y TR	COM	06/12/21-00/12/21	2/10/2000	100 773 28	108 112 50	(7 339 21)
7 800 00	HEALTHCARE RLT Y TR	COM	06/12/21-00/12/21	2/11/2000	125 509 20	136 012 50	(10 503 30)
TOTAL MORTGAGES NOTES AND CONTRACTS					99 146,356 06	101 146,322 83	(1 999 966 77)
CORPORATE OBLIGATION							
130 000 00	ARGENTINA REP	0% 15 Oct 2001	06/12/21-00/12/21	3/6/2000	112 775 00	109 975 00	2 800 00
130 000 00	ARGENTINA REP	0% 15 Oct 2001	06/12/21-00/12/21	3/29/2000	113 750 00	110 868 74	2 881 26
90 000 00	ARGENTINA REP	0% 15 Oct 2001	06/12/21-00/12/21	3/30/2000	52 425 00	51 907 38	517 62
250 000 00	ARGENTINA REP	0% 15 Oct 2001	06/12/21-00/12/21	4/13/2000	218 437 50	218 536 18	(98 69)
200 000 00	ARGENTINA REP	0% 15 Oct 2001	06/12/21-00/12/21	4/18/2000	174 500 00	175 189 54	(689 54)
100 000 00	ARGENTINA REP	0% 15 Oct 2001	06/12/21-00/12/21	7/11/2000	89 000 00	88 343 35	(656 65)
80 000 00	BANK TOKYO MITSUBISHI LTD	8 4% 15 Apr 2010	06/12/21-00/12/21	7/5/2000	81 119 00	85 953 15	(4 834 15)
1 300 000 00	CSX CORP	7 95% 01 May 2027	06/12/21-00/12/21	3/2/2000	1 269 021 00	1 481 402 34	(212 381 34)
30 000 00	DEUTSCHE TELEKOM INTL FIN BV	8 75% 15 Jun 2030	06/12/21-00/12/21	7/5/2000	30 758 60	29 679 36	1 079 24
480 000 00	DEUTSCHE TELEKOM INTL FIN BV	8 75% 15 Jun 2030	06/12/21-00/12/21	8/4/2000	486 158 80	486 009 97	148 83
1 220 000 00	DRESNER FDC TR I	8 151% 30 Jun 2031	06/12/21-00/12/21	2/10/2000	1 141 102 80	1 144 526 30	(3 423 50)
1 680 000 00	GENERAL MTRS ACCEP CORP	5 85% 14 Jun 2008	06/12/21-00/12/21	3/2/2000	1 452 598 80	1 454 874 20	(2 275 40)
1 000 000 00	GENERAL MTRS CORP	6 75% 01 May 2028	06/12/21-00/12/21	1/12/2000	883 840 00	883 090 00	750 00
680 000 00	GENERAL MTRS CORP	6 75% 01 May 2028	06/12/21-00/12/21	1/14/2000	574 358 40	652 789 40	(78 431 00)
240 000 00	HSBC CAP FDC DLR I LP	1% 31 Dec 2049	06/12/21-00/12/21	5/3/2000	238 245 80	240 000 00	(1 754 20)
70 000 00	HVB FDC TR	8 741% 30 Jun 2031	06/12/21-00/12/21	2/10/2000	88 854 10	89 185 80	(331 80)
130 000 00	KBC BK FDC TR II	8 88% 29 Nov 2049	06/12/21-00/12/21	1/2/2000	135 033 60	137 896 43	(2 862 83)
180 000 00	LOCKHEED MARTIN CORP	8 5% 01 Dec 2028	06/12/21-00/12/21	8/21/2000	184 352 00	178 372 66	5 979 34
1 000 000 00	LUCENT TECHNOLOGIES INC	8 45% 15 Mar 2028	06/12/21-00/12/21	3/2/200			

THE ROCKEFELLER FOUNDATION
EMPLOYEE ID NO 13 165629
GAIN AND LOSSES FOR TAX ON INVESTMENT INCOME
FORM 990 PF 2000 PART IV

Par	Security Name	Security Description	Date Bought	Date Sold	Proceeds	Cost	Realized
400 000 00	PHILIP MORRIS COS INC	7% 15 Jul 2005	06/12/31-00/12/31	06/2000	386 208 00	389 160 28	112 952 281
840 000 00	REYNOLDS R J TOB HLDGS INC	7 75% 15 May 2008	06/12/31-00/12/31	06/2000	759 582 80	836 601 24	(67 018 44)
560 000 00	REYNOLDS R J TOB HLDGS INC	7 875% 15 May 2009	06/12/31-00/12/31	07/2000	501 118 00	552 529 43	(51 413 43)
1 980 000 00	SEAGRAM JOSEPH E SONS INC	7 0% 15 Dec 2028	06/12/31-00/12/31	12/12/2000	2 181 617 10	1 086 122 82	195 404 26
620 000 00	SPRINT CAP CORP	6 0% 01 May 2019	06/12/31-00/12/31	06/2000	548 259 80	586 195 82	(37 936 02)
40 000 00	TCI COMMUNICATIONS INC	7 875% 15 Feb 2028	06/12/31-00/12/31	4/10/2000	40 846 00	41 687 20	(741 20)
160 000 00	TCI COMMUNICATIONS INC	7 875% 15 Feb 2028	06/12/31-00/12/31	06/2000	158 958 40	166 729 89	(9 771 56)
1 300 000 00	UNION PAC CORP	8 7% 01 Dec 2008	06/12/31-00/12/31	3/2/2000	1 223 911 00	1 254 148 37	(30 237 37)
700 000 00	US WEST CAP FDG INC	1% 15 Jun 2000	06/12/31-00/12/31	3/15/2000	700 000 00	700 000 00	0 00
100 000 00	WAL MART STORES INC	6 875% 10 Aug 2008	06/12/31-00/12/31	3/8/2000	96 523 00	99 624 52	(3 101 52)
445 000 00	WAL MART STORES INC	6 875% 10 Aug 2008	06/12/31-00/12/31	3/31/2000	431 618 85	443 336 86	(11 718 01)
290 000 00	WORLDWIDE INC GA	6 95% 15 Aug 2028	06/12/31-00/12/31	7/11/2000	257 372 10	287 347 73	(29 975 63)
270 000 00	ALPARGATES	0 5% 01 Dec 2008	06/12/31-00/12/31	12/27/2000	16 205 34	225 450 00	(209 154 66)
440 000 00	ALPARGATES	0 5% 18 Sep 2008	06/12/31-00/12/31	12/27/2000	26 555 36	374 000 00	(347 444 64)
610 000 00	ALPARGATES	0 5% 30 Sep 2008	06/12/31-00/12/31	12/27/2000	36 815 39	518 500 00	(481 684 61)
250 000 00	ALPARGATES	0 5% 01 Oct 2008	06/12/31-00/12/31	12/27/2000	15 088 27	216 250 00	(201 161 73)
230 000 00	ALPARGATES	0 5% 08 Feb 2009	06/12/31-00/12/31	12/27/2000	13 881 21	182 850 00	(168 968 79)
520 000 00	ALPARGATES	0 5% 08 Mar 2009	06/12/31-00/12/31	12/27/2000	31 382 61	418 000 00	(387 218 39)
150 000 00	ALPARGATES	0 5% 15 Mar 2009	06/12/31-00/12/31	12/27/2000	8 949 87	100 500 00	(91 550 13)
180 000 00	ALPARGATES	0 5% 15 Feb 2009	06/12/31-00/12/31	12/27/2000	10 738 84	120 600 00	(109 860 16)
180 000 00	ALPARGATES	0 5% 15 Jan 2009	06/12/31-00/12/31	12/27/2000	10 739 84	120 600 00	(109 860 16)
120 000 00	ARCH COMMUNICATIONS GROUP INC	1% 15 Mar 2008	06/12/31-00/12/31	2/28/2000	94 800 00	73 388 10	21 411 90
170 000 00	ARCH COMMUNICATIONS GROUP INC	1% 15 Mar 2008	06/12/31-00/12/31	2/28/2000	136 000 00	83 725 00	52 275 00
170 000 00	ARCH COMMUNICATIONS GROUP INC	1% 15 Mar 2008	06/12/31-00/12/31	2/28/2000	135 433 38	83 725 00	51 708 38
60 000 00	ARCH COMMUNICATIONS GROUP INC	1% 15 Mar 2008	06/12/31-00/12/31	2/28/2000	48 600 00	29 550 00	19 050 00
60 000 00	ARCH COMMUNICATIONS GROUP INC	1% 15 Mar 2008	06/12/31-00/12/31	3/1/2000	48 200 00	29 550 00	18 650 00
60 000 00	ARCH COMMUNICATIONS GROUP INC	1% 15 Mar 2008	06/12/31-00/12/31	3/30/2000	42 000 00	42 020 78	(20 78)
330 000 00	ARCH ESCROW CORP	13 75% 15 Apr 2008	06/12/31-00/12/31	2/4/2000	264 000 00	284 168 87	(20 168 87)
28 000 00	BUENOS AIRES EMBOTELLADORA S A	12% 01 Sep 2005	06/12/31-00/12/31	3/2/2000	28 000 00	21 167 96	6 832 04
1 420 000 00	FRUIT OF THE LOOM INC	8 5% 15 Nov 2003	06/12/31-00/12/31	8/18/2000	830 700 00	755 277 85	75 422 15
380 000 00	GST NETWORK FDG INC	1% 01 May 2008	06/12/31-00/12/31	5/12/2000	148 200 00	121 680 31	26 508 69
100 000 00	GST NETWORK FDG INC	1% 01 May 2008	06/12/31-00/12/31	5/12/2000	37 000 00	32 023 77	4 876 23
100 000 00	GST NETWORK FDG INC	1% 01 May 2008	06/12/31-00/12/31	5/23/2000	42 750 00	36 048 22	6 701 78
80 000 00	GST NETWORK FDG INC	1% 01 May 2008	06/12/31-00/12/31	5/23/2000	25 500 00	15 278 42	6 221 57
200 000 00	GST NETWORK FDG INC	1% 01 May 2008	06/12/31-00/12/31	5/23/2000	85 000 00	68 178 84	16 821 08
200 000 00	GST NETWORK FDG INC	1% 01 May 2008	06/12/31-00/12/31	5/23/2000	85 000 00	64 356 51	20 643 49
200 000 00	GST NETWORK FDG INC	1% 01 May 2008	06/12/31-00/12/31	6/2/2000	87 000 00	64 546 85	22 453 15
400 000 00	GST EQUIP FDG INC	13 25% 01 May 2007	06/12/31-00/12/31	8/29/2000	261 200 00	186 851 17	74 348 83
40 527 21	GARDENWAY REVOLVING CREDIT	1% 01 Jan 2009	06/12/31-00/12/31	8/23/2000	40 527 21	40 527 21	0 00
121 581 66	GARDENWAY REVOLVING CREDIT	1% 01 Jan 2009	06/12/31-00/12/31	9/28/2000	121 581 66	121 581 66	0 00
243 035 54	GARDENWAY TERM LOAN	8 25% 21 Oct 2007	06/12/31-00/12/31	8/28/2000	243 035 54	243 035 54	0 00
40 527 22	GARDENWAY TERM LOAN	8 25% 21 Oct 2007	06/12/31-00/12/31	12/8/2000	40 527 22	40 527 22	253 40
1 110 000 00	GLOBAL HLTH SCIENCES INC	11% 01 May 2008	06/12/31-00/12/31	12/12/2000	88 800 00	133 200 00	(44 400 00)
382 000 00	GOTHIC PROOTH CORP	11 75% 01 May 2005	06/12/31-00/12/31	6/16/2000	368 480 00	322 320 11	46 159 89
1 100 000 00	HYUNDAI SEMICON	8 25% 15 May 2004	06/12/31-00/12/31	11/9/2000	979 000 00	977 323 87	1 676 92
1 103 350 81	SOUTHEAST BANKING	1% 06 Nov 1997	06/12/31-00/12/31	10/27/1999	11 000 00	(9 012 00)	(1 738 00)
100 000 00	SOUTHEAST BANKING	1% 06 Nov 1997	06/12/31-00/12/31	3/15/2000	11 000 00	9 012 00	3 988 00
0 00	MAXWELL SR BK DEBT RABO BANK		06/12/31-00/12/31	11/13/2000	121 011 27	0 00	121 011 27
0 00	MAXWELL SR BK DEBT SWISS BANK		06/12/31-00/12/31	1/5/2000	9 34	0 00	97 34
0 00	MAXWELL SR BK DEBT SWISS BANK		06/12/31-00/12/31	11/14/2000	48 716 07	0 00	48 716 07
0 00	MAXWELL SR BANK DEBT RANKLIN		06/12/31-00/12/31	11/13/2000	23 865 40	0 00	23 865 40
258 400 00	MICHIGAN GEN CORP NEW	11% 30 Jun 1998	06/12/31-00/12/31	6/30/1998	7 316 44	0 00	2 316 44
70 000 00	PAGING NETWORK INC	8 875% 01 Feb 2008	06/12/31-00/12/31	2/8/2000	41 300 00	33 425 00	7 875 00
180 000 00	PAGING NETWORK INC	8 875% 01 Feb 2008	06/12/31-00/12/31	3/30/2000	133 000 00	158 175 00	(25 175 00)
920 000 00	PAGING NETWORK INC	10 125% 01 Aug 2007	06/12/31-00/12/31	11/22/2000	430 314 61	430 314 61	0 00
480 000 00	RITE AID CORP	1% 01 Oct 2003	06/12/31-00/12/31	7/12/2000	197 550 00	327 419 04	(135 869 04)
300 000 00	RITE AID CORP	1% 01 Oct 2003	06/12/31-00/12/31	7/12/2000	180 000 00	295 838 01	(115 838 01)
80 000 00	RITE AID CORP	1% 01 Oct 2003	06/12/31-00/12/31	8/14/2000	42 000 00	57 162 90	(10 162 90)
100 000 00	RITE AID CORP	1% 01 Oct 2003	06/12/31-00/12/31	9/22/2000	39 000 00	66 112 89	(27 112 89)
200 000 00	RITE AID CORP	1% 01 Oct 2003	06/12/31-00/12/31	9/26/2000	78 250 00	128 472 04	(50 222 04)
100 000 00	RITE AID CORP	1% 01 Oct 2003	06/12/31-00/12/31	9/27/2000	41 000 00	62 361 01	(21 361 01)
200 000 00	RITE AID CORP	1% 01 Oct 2003	06/12/31-00/12/31	9/28/2000	83 000 00	124 482 42	(41 482 42)
99 000 00	RITE AID CORP	1% 01 Oct 2003	06/12/31-00/12/31	10/5/2000	43 065 00	112 882 19	(69 817 19)
300 000 00	TRUMPS CASTLE FDG INC	11 75% 15 Nov 2003	06/12/31-00/12/31	5/31/2000	728 000 00	293 295 82	(434 704 18)
300 000 00	TRUMPS CASTLE FDG INC	11 75% 15 Nov 2003	06/12/31-00/12/31	5/31/2000	728 000 00	289 328 31	(438 671 69)
110 000 00	TRUMPS CASTLE FDG INC	11 75% 15 Nov 2003	06/12/31-00/12/31	6/1/2000	84 700 00	105 581 57	(20 881 57)
440 000 00	TRUMPS CASTLE FDG INC	11 75% 15 Nov 2003	06/12/31-00/12/31	6/2/2000	343 200 00	423 280 42	(79 080 42)
1 500 000 00	TRUMPS CASTLE FDG INC	11 75% 15 Nov 2003	06/12/31-00/12/31	7/18/2000	1 245 000 00	1 437 036 52	(192 036 52)
670 000 00	TRUMPS CASTLE FDG INC	11 75% 15 Nov 2003	06/12/31-00/12/31	8/14/2000	586 100 00	643 237 24	(67 137 24)
1 719 000 00	TRUMPS CASTLE FDG INC	11 75% 15 Nov 2003	06/12/31-00/12/31	8/15/2000	1 426 770 00	1 601 736 88	(174 966 88)
40 000 00	VALUET INC	10 25% 15 Apr 2001	06/12/31-00/12/31	7/19/2000	37 250 00	35 700 00	1 550 00
47 000 00	VALUET INC	10 25% 15 Apr 2001	06/12/31-00/12/31	7/19/2000	43 122 50	41 947 50	1 175 00
130 000 00	VALUET INC	10 25% 15 Apr 2001	06/12/31-00/12/31	7/20/2000	119 800 00	116 025 00	3 775 00
30 000 00	VALUET INC	10 25% 15 Apr 2001	06/12/31-00/12/31	7/20/2000	27 900 00	26 775 00	1 125 00
80 000 00	VALUET INC	10 25% 15 Apr 2001	06/12/31-00/12/31	7/20/2000	73 600 00	71 400 00	2 200 00
520 000 00	VALUET INC	10 25% 15 Apr 2001	06/12/31-00/12/31	7/21/2000	478 400 00	475 988 21	2 411 79
33 000 00	VALUET INC	10 25% 15 Apr 2001	06/12/31-00/12/31	8/16/2000	30 483 75	30 240 83	242 82
888 636 10	EUROTUNNEL BANK DEBT	1% 01 Dec 2025	06/12/31-00/12/31	10/31/2000	87 316 88	126 815 58	(42 298 70)
0 00	FOFFER KON NV	0 1% 28 Aug 2009	06/12/31-00/12/31	9/23/2000	1 205 22	1 286 01	(80 78)
4 000 000 00	AHOLD FRI USA	8 25% 15 Jul 2010	06/12/31-00/12/31	7/18/2000	4 018 920 00	3 997 680 42	21 239 58
3 500 000 00	ASSOCIATES CORP NORTH AMER	5 8% 20 Apr 2004	06/12/31-00/12/31	10/12/2000	3 380 825 00	3 486 787 52	(117 872 52)
4 000 000 00	BRITISH TELECOMMUNICATIONS PLC	8 125% 15 Dec 2010	06/12/31-00/12/31	12/13/2000	4 105 640 00	3 693 480 00	112 160 00
1 400 000 00	CONSECO INC	7 875% 15 Dec 2000	06/12/31-00/12/31	8/21/2000	1 211 000 00	1 396 947 47	(185 947 47)
100 000 00	CONSECO INC	7 875% 15 Dec 2000	06/12/31-00/12/31	8/28/2000	86 000 00	99 999 14	(13 999 14)
300 000 00	CONSECO INC	7 875% 15 Dec 2000	06/12/31-00/12/31	7/5/2000	272 250 00	299 997 53	(27 747 53)
500 000 00	DRESDNER FDG TR I	8 151% 30 Jun 2031	06/12/31-00/12/31	6/6/2000	428 540 00	466 046 38	(37 506 38)
2 600 000 00	FIRST SEC CORP DEL	5 875% 01 Nov 2003	06/12/31-00/12/31	10/12/2000	2 520 778 00	2 534 807 31	(14 029 31)
800 000 00	FORD MTR CR CO	6 125% 28 Apr 2003	06/12/31-00/12/31	10/12/2000	778 648 00	799 169 08	(19 521 08)
2 600 000 00	GENERAL MTRS ACCEP CORP MTN	5 35% 07 Dec 2001	06/12/31-00/12/31	8/22/2000	2 545 634 00	2 600 000 00	(54 366 00)
3 500 000 00	HELLER FINL INC MTN BK ENT	5 75% 25 Sep 2001	06/12/31-00/12/31	6/2/2000	3 413 450 00	3 499 571 54	(86 121 54)
600 000 00	LEHMAN BROTHERS HLOGS INC	8 25% 01 May 2001	06/12/31-00/12/31	6/1/2000	593 920 80	599 821 15	(6 900 35)
130 788 24	MGM GRAND TERM LOAN	8 05% 05 Jan 2008	06/12/31-00/12/31	7/31/2000	130 789 24	130 115 39	673 85
1 290 788 23	MGM GRAND TERM LOAN	8 05% 05 Jan 2008	06/12/31-00/12/31	9/15/2000	1 290 789 23	1 284 989 23	5 800 00
1 406 250 00	FINMECCANICA	2% 08 Jun 2005	06/12/31-00/12/31	6/5/2000	1 345 244 95	1 331 929 66	13 319 29
3 500 000 00	MORGAN STANLEY GROUP INC	7 125% 15 Jan 2003	06/12/31-00/12/31	8/22/2000	3 501 505 00	3 498 573 40	2 931 60
43							

THE ROCKEFELLER FOUNDATION
EMPLOYEE ID NO 13-155629
GAIN AND LOSSES FOR TAX ON INVESTMENT INCOME
FORM 990 PF 2000 PART IV

Par	Security Name	Security Description	Date Bought	Date Sold	Proceeds	Cost	Realized
240 000 00	BELLSOUTH CAP FDG CORP	7 875% 15 Feb 2000	08/12/31-00/12/31	10/18/2000	242 798 20	237 913 13	4 886 07
140 000 00	BELLSOUTH CAP FDG CORP	7 875% 15 Feb 2000	08/12/31-00/12/31	10/20/2000	142 563 40	139 782 84	2 780 56
860 000 00	CABLE WIRELESS COMMUNICATION	6 375% 08 Mar 2003	08/12/31-00/12/31	6/12/2000	860 000 00	860 044 54	(1 044 54)
1 200 000 00	CAPITAL ONE BK	6 48% 28 Jan 2002	08/12/31-00/12/31	10/10/2000	1 184 016 00	1 189 838 02	(5 822 02)
1 500 000 00	CAPITAL ONE BK	6 48% 28 Jan 2002	08/12/31-00/12/31	10/23/2000	1 478 300 00	1 479 003 21	296 79
820 000 00	CENDANT CORP	7 5% 01 Dec 2000	08/12/31-00/12/31	1/21/2000	825 689 00	821 402 00	4 287 00
150 000 00	CENDANT CORP	7 75% 01 Dec 2003	08/12/31-00/12/31	8/15/2000	148 415 00	148 725 88	(2 310 68)
70 000 00	CLEAR CHANNEL COMMUNICATIONS	7 875% 15 Jun 2005	08/12/31-00/12/31	8/15/2000	70 169 40	69 959 40	210 00
70 000 00	CLEAR CHANNEL COMMUNICATIONS	7 875% 15 Jun 2005	08/12/31-00/12/31	8/15/2000	70 158 20	69 959 40	198 80
700 000 00	COMDISCO INC	5 75% 15 Feb 2001	08/12/31-00/12/31	4/17/2000	692 363 00	691 354 67	1 008 33
10 000 00	COMDISCO INC	6 125% 15 Jan 2003	08/12/31-00/12/31	10/18/2000	7 300 00	9 886 47	(2 586 47)
50 000 00	COMDISCO INC	6 125% 15 Jan 2003	08/12/31-00/12/31	10/18/2000	36 500 00	49 832 37	(13 432 37)
45 000 00	COMDISCO INC	6 125% 15 Jan 2003	08/12/31-00/12/31	10/18/2000	31 950 00	44 038 13	(12 088 13)
100 000 00	COMDISCO INC	6 125% 15 Jan 2003	08/12/31-00/12/31	12/7/2000	78 000 00	90 672 29	(12 672 29)
85 000 00	COMDISCO INC	6 125% 15 Jan 2003	08/12/31-00/12/31	12/8/2000	66 300 00	84 691 58	(18 391 58)
210 000 00	COMDISCO INC	7 25% 01 Sep 2002	08/12/31-00/12/31	10/19/2000	153 300 00	208 424 15	(55 524 15)
200 000 00	COMDISCO INC	7 25% 01 Sep 2002	08/12/31-00/12/31	10/19/2000	146 000 00	198 880 14	(52 880 14)
85 000 00	CONSECO INC	6 5% 15 Oct 2002	08/12/31-00/12/31	5/15/2000	48 750 00	64 989 17	(16 239 17)
560 000 00	CONSECO INC	6 5% 15 Oct 2002	08/12/31-00/12/31	11/17/2000	470 400 00	558 923 87	(88 523 87)
580 000 00	DAIMLER CHRYSLER NORTH AMER	6 9% 01 Sep 2004	08/12/31-00/12/31	7/26/2000	578 825 40	577 716 53	1 108 87
550 000 00	DEVELOPERS DIVERSIFIED RLTY	6 84% 16 Dec 2004	08/12/31-00/12/31	6/14/2000	510 680 50	551 345 38	(40 664 88)
350 000 00	DEVELOPERS DIVERSIFIED RLTY	6 84% 16 Dec 2004	08/12/31-00/12/31	6/21/2000	324 969 50	350 800 43	(25 860 93)
540 000 00	DIME BANK CORP INC	6 375% 30 Jan 2001	08/12/31-00/12/31	12/4/2000	537 300 00	539 819 80	(2 519 80)
530 000 00	FEDERATED DEPT STORES INC DEL	8 125% 15 Oct 2002	08/12/31-00/12/31	5/4/2000	530 927 50	536 786 57	(5 859 07)
115 000 00	FIRST UN CORP	7 1% 15 Aug 2004	08/12/31-00/12/31	6/19/2000	113 034 65	115 128 35	(2 093 70)
250 000 00	FIRST UN CORP	7 1% 15 Aug 2004	08/12/31-00/12/31	7/24/2000	245 942 50	250 273 48	(4 330 98)
80 000 00	FIRST UN CORP	7 1% 15 Aug 2004	08/12/31-00/12/31	8/4/2000	89 044 70	88 983 03	61 67
75 000 00	FIRST UN CORP	7 1% 15 Aug 2004	08/12/31-00/12/31	9/15/2000	74 836 25	74 537 34	303 91
140 000 00	FIRST UN CORP	7 1% 15 Aug 2004	08/12/31-00/12/31	11/17/2000	138 842 20	137 455 73	1 386 47
80 000 00	FORD MTR CR CO	6% 14 Jan 2003	08/12/31-00/12/31	12/29/2000	80 080 20	88 216 94	(8 136 74)
170 000 00	GTE CORP	6 94% 15 Apr 2008	08/12/31-00/12/31	11/8/2000	154 857 50	153 727 88	1 129 62
500 000 00	GENERAL MTRS ACCEP CORP	9 825% 15 Dec 2001	08/12/31-00/12/31	5/31/2000	514 890 00	507 819 96	(6 970 04)
500 000 00	GENERAL MTRS ACCEP CORP	9 825% 15 Dec 2001	08/12/31-00/12/31	7/18/2000	514 940 00	600 645 65	(85 705 65)
155 000 00	GENERAL MOTORS ACCEP CORP	5 75% 10 Nov 2003	08/12/31-00/12/31	8/10/2000	148 382 10	148 903 82	(521 72)
750 000 00	GENERAL MTRS ACCEP CORP MED NT	5 91% 11 Mar 2002	08/12/31-00/12/31	6/12/2000	731 167 50	750 000 00	(18 837 50)
1 000 000 00	HOUSEHOLD INTL NETHERLANDS B V	6 2% 01 Dec 2003	08/12/31-00/12/31	3/14/2000	851 080 00	1 008 538 91	(157 458 91)
80 000 00	MEDITRUST	7 82% 10 Sep 2008	08/12/31-00/12/31	5/12/2000	57 000 00	84 905 80	(27 905 80)
395 000 00	MEDITRUST	7 82% 10 Sep 2008	08/12/31-00/12/31	8/18/2000	300 693 75	412 163 40	(111 469 65)
150 000 00	METRONET COMMUNICATIONS CORP	1% 15 Jun 2008	08/12/31-00/12/31	12/6/2000	119 025 00	120 234 51	(1 209 51)
185 000 00	MEYER FRED INC DEL NEW	7 45% 01 Mar 2008	08/12/31-00/12/31	7/17/2000	186 611 10	189 476 70	(2 865 60)
220 000 00	NATIONSBANK CORP	7 25% 15 Oct 2005	08/12/31-00/12/31	10/27/2000	208 352 20	200 352 70	(7 999 50)
1 200 000 00	NEWS AMER HLDGS INC	8 5% 15 Feb 2005	08/12/31-00/12/31	10/20/2000	1 230 896 00	1 367 865 28	(126 969 28)
400 000 00	NEWS AMER HLDGS INC	8% 17 Oct 2018	08/12/31-00/12/31	5/31/2000	382 056 00	415 959 32	(33 903 32)
200 000 00	NEWS AMER INC	7 25% 18 May 2018	08/12/31-00/12/31	8/25/2000	181 958 00	210 098 63	(28 138 63)
200 000 00	NEWS AMER INC	7 25% 18 May 2018	08/12/31-00/12/31	8/26/2000	178 234 00	210 072 33	(31 838 33)
200 000 00	NEWS AMER INC	7 125% 08 Apr 2028	08/12/31-00/12/31	8/26/2000	171 472 00	195 912 22	(24 440 22)
315 000 00	OCCIDENTAL PETE CORP	6 5% 01 Apr 2005	08/12/31-00/12/31	8/14/2000	303 751 35	306 336 93	(2 585 58)
20 000 00	OWENS CORNING	7 5% 01 May 2005	08/12/31-00/12/31	7/18/2000	11 175 00	20 893 87	(9 718 87)
100 000 00	OWENS CORNING	7 5% 01 May 2005	08/12/31-00/12/31	7/18/2000	55 700 00	103 428 08	(47 728 08)
255 000 00	OWENS CORNING	7 5% 01 May 2005	08/12/31-00/12/31	7/20/2000	142 162 50	263 314 90	(121 152 40)
330 000 00	OWENS CORNING	7 5% 01 May 2005	08/12/31-00/12/31	8/8/2000	168 300 00	333 868 90	(165 568 90)
185 000 00	OWENS CORNING	7 7% 01 May 2008	08/12/31-00/12/31	6/30/2000	102 093 75	153 411 96	(51 318 21)
335 000 00	OWENS CORNING	7 7% 01 May 2008	08/12/31-00/12/31	6/30/2000	207 700 00	311 472 77	(103 772 77)
650 000 00	PANAMSAT CORP NEW	6 125% 15 Jan 2005	08/12/31-00/12/31	1/10/2000	581 110 00	645 585 47	(64 475 47)
375 000 00	PANAMSAT CORP NEW	6 125% 15 Jan 2005	08/12/31-00/12/31	1/11/2000	294 953 75	327 703 74	(32 750 99)
195 000 00	PANAMSAT CORP NEW	6 125% 15 Jan 2005	08/12/31-00/12/31	7/18/2000	176 405 85	193 787 30	(17 381 45)
220 000 00	PANAMSAT CORP NEW	6 125% 15 Jan 2005	08/12/31-00/12/31	8/2/2000	204 514 20	218 553 26	(14 039 06)
530 000 00	PEMEX FIN LTD	0 03% 15 Feb 2011	08/12/31-00/12/31	10/25/2000	549 372 50	548 884 83	507 67
500 000 00	PHILIP MORRIS COS INC	7 5% 15 Jan 2007	08/12/31-00/12/31	8/18/2000	497 280 00	504 643 43	(7 363 43)
400 000 00	PHILIP MORRIS COS INC	7 625% 15 May 2002	08/12/31-00/12/31	8/18/2000	346 056 00	409 000 53	(62 944 53)
415 000 00	PHILIP MORRIS COS INC	6 95% 01 Jun 2008	08/12/31-00/12/31	8/18/2000	413 547 50	433 741 16	(20 193 66)
435 000 00	PHILIP MORRIS COS INC	7 75% 15 Jan 2027	08/12/31-00/12/31	8/18/2000	389 272 80	493 857 81	(104 585 01)
410 000 00	PROVIDENT NATL BK CONCORD NH	6 65% 01 Feb 2004	08/12/31-00/12/31	8/18/2000	391 802 60	413 221 39	(21 418 79)
260 000 00	QUEBEC PROV COA	7 5% 15 Jul 2003	08/12/31-00/12/31	5/31/2000	246 914 20	297 035 07	(50 120 87)
865 000 00	RAYTHEON CO	5 7% 01 Nov 2003	08/12/31-00/12/31	3/2/2000	804 501 80	849 690 14	(45 188 34)
875 000 00	RAYTHEON CO	7 9% 01 Mar 2003	08/12/31-00/12/31	10/4/2000	873 512 50	873 781 16	(268 66)
165 000 00	REPUBLIC SVCS INC	8 625% 15 May 2004	08/12/31-00/12/31	7/2/2000	153 996 15	164 417 53	(10 421 38)
785 000 00	REYNOLDS R J TOB HLDGS INC	8 625% 15 May 2003	08/12/31-00/12/31	8/18/2000	721 127 25	763 981 30	(42 854 05)
525 000 00	SEAGRAM JOSEPH E SONS INC	0% 08/12/31-00/12/31	12/12/2000	522 336 25	524 719 14	(2 382 89)	
115 000 00	SPRINT CAP CORP	6 875% 15 Nov 2008	08/12/31-00/12/31	10/18/2000	94 354 05	103 854 48	(9 500 43)
85 000 00	SPRINT CAP CORP	6 875% 15 Nov 2008	08/12/31-00/12/31	10/20/2000	53 346 75	58 685 18	(5 338 43)
80 000 00	SPRINT CAP CORP	6 875% 15 Nov 2008	08/12/31-00/12/31	10/23/2000	65 804 00	72 222 45	(6 418 45)
470 000 00	SPRINT CAP CORP	5 875% 01 May 2004	08/12/31-00/12/31	10/18/2000	448 479 80	468 278 65	(19 798 85)
235 000 00	SPRINT CAP CORP	5 875% 01 May 2004	08/12/31-00/12/31	11/3/2000	223 567 25	234 151 27	(10 584 02)
400 000 00	TRW INC	6 625% 01 Jun 2004	08/12/31-00/12/31	10/18/2000	384 576 00	397 855 04	(13 279 04)
500 000 00	TIME WARNER ENTMT CO L P	6 625% 01 May 2002	08/12/31-00/12/31	5/31/2000	515 045 00	536 722 39	(21 677 39)
220 000 00	TOSCO CORP	6 125% 15 Feb 2000	08/12/31-00/12/31	5/11/2000	201 778 00	215 867 90	(14 089 90)
235 000 00	TOSCO CORP	6 125% 15 Feb 2000	08/12/31-00/12/31	5/11/2000	216 383 30	232 520 43	(16 137 13)
95 000 00	TOSCO CORP	6 125% 15 Feb 2000	08/12/31-00/12/31	5/11/2000	87 704 95	94 001 86	(6 296 91)
200 000 00	USI AMER HLDGS INC	7 25% 01 Dec 2008	08/12/31-00/12/31	11/10/2000	187 490 00	198 918 08	(11 428 08)
877 347 80	US AWYS PASS THRU TRS	6 82% 30 Jul 2014	08/12/31-00/12/31	2/10/2000	744 611 99	882 503 43	(137 891 44)
1 000 000 00	US WEST CAP FDG INC	6 875% 15 Aug 2001	08/12/31-00/12/31	3/20/2000	998 740 00	998 107 23	(636 77)
500 000 00	U S WEST CAP FDG INC	6 875% 15 Aug 2001	08/12/31-00/12/31	6/5/2000	496 005 00	490 482 38	(5 522 62)
150 000 00	U S WEST COMMUNICATIONS INC	7 625% 09 Jun 2003	08/12/31-00/12/31	8/18/2000	151 854 00	149 566 74	2 287 26
540 000 00	VIACOM INC	7 15% 01 Jun 2005	08/12/31-00/12/31	5/31/2000	574 959 80	624 066 82	(49 106 82)
1 085 000 00	VODAFONE AIRTOUCH PLC	7 15% 15 Feb 2010	08/12/31-00/12/31	12/14/2000	1 078 277 80	1 078 687 58	(409 68)
1 600 000 00	WMX TECHNOLOGIES INC	6 25% 15 Oct 2000	08/12/31-00/12/31	10/15/2000	1 600 000 00	1 600 078 00	(78 00)
520 000 00	WILLIAMS COS INC	6 2% 01 Aug 2002	08/12/31-00/12/31	12/21/2000	517 774 40	520 820 80	(3 046 40)
1 120 000 00	WORLDWIDE INC GA	6 4% 15 Aug 2005	08/12/31-00/12/31	5/31/2000	1 047 804 80	1 143 833 27	(96 028 47)
180 000 00	WORLDWIDE INC GA	6 4% 15 Aug 2005	08/12/31-00/12/31	6/28/2000	150 872 00	158 750 18	(7 878 18)
515 000 00	WORLDWIDE INC GA	6 4% 15 Aug 2005	08/12/31-00/12/31	10/23/2000	500 574 85	514 238 14	(3 663 29)
130 000 00	WORLDWIDE INC GA	6 4% 15 Aug 2005	08/12/31-00/12/31	11/1/2000	125 082 10	129 808 71	(4 726 61)
135 000 00	WORLDWIDE INC GA	6 4% 15 Aug 2005	08/12/31-00/12/31	11/1/2000	128 882 85	134 801 35	(5 918 50)
60 000 00	WORLDWIDE INC GA	6 4% 15 Aug 2005	08/12/31-00/12/31	12/1/2000	57 787 20	58 913 35	(1 126 15)
870 000 00	AFC CAP TR I	6 207% 03 Feb 2027	08/12/31-00/12/31	3/7/2000	847 421 00	730 481 41	(116 938 59)
5 000 00	AT-T CORP	6% 15 Mar 2008	08/12/31-00/12/				

THE ROCKEFELLER FOUNDATION
EMPLOYEE ID NO 13-165629
GAIN AND LOSSES FOR TAX ON INVESTMENT INCOME
FORM 990 PF 2000 PART IV

Part	Security Name	Security Description	Date Bought	Date Sold	Proceeds	Cost	Realized
428 000 00	CONOCO INC	8 95% 15 Apr 2009	06/12/21-00/12/21	4/17/2000	388 144 84	388 421 72	(277 08)
375 000 00	DAIMLER CHRYSLER NORTL HLDG CO	7 2% 01 Sep 2009	06/12/21-00/12/21	2/18/2000	358 775 00	374 617 81	(14 842 81)
425 000 00	DAIMLER CHRYSLER NORTL HLDG CO	7 2% 01 Sep 2009	06/12/21-00/12/21	2/23/2000	406 807 00	424 567 18	(14 765 18)
885 000 00	DAIMLER CHRYSLER N AMER CORP	7 125% 01 Mar 2002	06/12/21-00/12/21	5/22/2000	886 995 70	884 672 05	(7 673 35)
885 000 00	DAIMLER CHRYSLER N AMER HLDG C	7 75% 27 May 2003	06/12/21-00/12/21	8/1/2000	888 284 65	892 064 05	5 820 80
885 000 00	DAIMLER CHRYSLER N AMER HLDG C	7 75% 15 Jun 2005	06/12/21-00/12/21	8/5/2000	894 373 05	891 203 70	(3 193 35)
895 000 00	DAIMLER CHRYSLER NORTH AMER HLD	6 61% 15 Feb 2002	06/12/21-00/12/21	3/7/2000	887 526 75	895 061 96	(7 535 21)
520 000 00	DANA CR CORP	7 25% 18 Dec 2002	06/12/21-00/12/21	6/29/2000	508 527 20	519 878 81	(10 352 41)
650 000 00	DETROIT EDISON CO	7 5% 01 Feb 2005	06/12/21-00/12/21	3/15/2000	644 878 00	648 089 86	(4 111 86)
570 000 00	DEUTSCHE BK CAP	1% 28 Dec 2049	06/12/21-00/12/21	10/23/2000	546 584 40	562 671 25	(16 086 85)
750 000 00	DEUTSCHE BK CAP	7 872% 28 Dec 2049	06/12/21-00/12/21	12/11/2000	725 707 50	714 870 25	(10 837 25)
925 000 00	DEUTSCHE TELEKOM INTL FIN BV	7 75% 15 Jun 2005	06/12/21-00/12/21	9/15/2000	944 804 25	925 453 69	(21 350 56)
460 000 00	DEUTSCHE TELEKOM INTL FIN BV	8 25% 15 Jun 2003	06/12/21-00/12/21	8/7/2000	478 182 80	459 682 87	(18 499 93)
1 550 000 00	DOW CHEM CO	7 375% 01 Nov 2009	06/12/21-00/12/21	3/17/2000	1 496 091 00	1 456 319 86	(3 771 34)
450 000 00	DOW CHEM CO	7 375% 01 Nov 2009	06/12/21-00/12/21	5/30/2000	420 458 00	434 735 86	(14 237 86)
700 000 00	DOW CHEM CO	7 375% 01 Nov 2009	06/12/21-00/12/21	12/29/2000	716 947 00	690 781 00	(26 166 00)
248 000 00	ERAC USA FIN CO	6 95% 01 Mar 2004	06/12/21-00/12/21	1/18/2000	238 481 12	243 464 93	(3 973 81)
525 000 00	FIRST UN CAP II	7 95% 15 Nov 2009	06/12/21-00/12/21	6/20/2000	477 839 75	478 327 25	(1 312 50)
500 000 00	FIRST UN BA N C CHARLOTTE	5 8% 01 Dec 2008	06/12/21-00/12/21	1/18/2000	433 480 00	444 189 36	(50 709 36)
460 000 00	FLORIDA WINDSTORM UNDERWRITING	7 125% 25 Feb 2019	06/12/21-00/12/21	5/17/2000	405 011 60	408 390 22	(64 378 62)
450 000 00	FORD MTR CO DEL	7 45% 16 Jul 2031	06/12/21-00/12/21	3/30/2000	434 475 00	445 744 72	(11 269 72)
1 500 000 00	FORD MTR CO DEL	7 45% 16 Jul 2031	06/12/21-00/12/21	5/21/2000	1 374 330 00	1 478 839 49	(104 609 49)
750 000 00	FORD MTR CO DEL	7 45% 16 Jul 2031	06/12/21-00/12/21	6/18/2000	712 305 00	722 017 26	(9 712 26)
765 000 00	FORD MTR CO DEL	7 45% 16 Jul 2031	06/12/21-00/12/21	7/18/2000	718 398 35	717 070 66	(2 327 69)
750 000 00	FORD MTR CO DEL	7 45% 16 Jul 2031	06/12/21-00/12/21	9/28/2000	694 582 50	707 899 60	(13 317 10)
5 000 00	FORD MTR CR CO	6 7% 18 Jul 2004	06/12/21-00/12/21	2/18/2000	4 822 15	4 992 45	(170 50)
530 000 00	FORD MTR CR CO	7 375% 28 Oct 2009	06/12/21-00/12/21	2/23/2000	515 117 60	529 026 70	(13 909 10)
260 000 00	FORD MTR CR CO	7 375% 28 Oct 2009	06/12/21-00/12/21	2/25/2000	252 606 00	258 522 76	(6 926 76)
1 375 000 00	FORD MTR CR CO	7 6% 01 Aug 2005	06/12/21-00/12/21	8/28/2000	1 378 867 50	1 374 281 57	(4 705 93)
1 000 000 00	FORD MTR CR CO	7 6% 01 Aug 2005	06/12/21-00/12/21	8/22/2000	1 005 740 00	999 483 78	(6 256 21)
1 275 000 00	FORD MTR CR CO	7 6% 01 Aug 2005	06/12/21-00/12/21	12/18/2000	1 310 508 75	1 274 368 07	(36 140 68)
100 000 00	GENERAL MTRS ACCEP CORP	6 85% 17 Jun 2004	06/12/21-00/12/21	3/15/2000	87 329 00	98 874 70	(2 645 70)
1 060 000 00	GENERAL MOTORS ACCEP CORP MTN	6 75% 10 Dec 2002	06/12/21-00/12/21	1/11/2000	1 057 954 20	1 053 795 51	(4 158 69)
630 000 00	GENERAL MTRS CORP	6 75% 01 May 2009	06/12/21-00/12/21	8/23/2000	556 201 70	553 536 08	(2 664 61)
1 100 000 00	GOLDMAN SACHS GROUP INC	6 65% 15 May 2009	06/12/21-00/12/21	8/24/2000	1 037 938 00	1 016 789 21	(21 138 79)
1 225 000 00	HOUSEHOLD FIN CORP	5 875% 01 Feb 2009	06/12/21-00/12/21	8/28/2000	1 081 131 75	1 073 247 01	(12 115 26)
260 000 00	HOUSEHOLD FIN CORP	7% 01 Aug 2003	06/12/21-00/12/21	5/2/2000	273 478 80	279 777 38	(6 298 58)
130 000 00	ILLINOIS PWY CO	7 5% 15 Jun 2009	06/12/21-00/12/21	2/28/2000	125 189 10	128 824 06	(4 634 96)
115 000 00	ISRAEL ELEC CORP LTD 144A	7 125% 15 Jul 2005	06/12/21-00/12/21	4/27/2000	110 062 70	114 729 80	(4 677 20)
1 300 000 00	KINDER MORGAN ENERGY PARTNERS	6 3% 01 Feb 2009	06/12/21-00/12/21	2/25/2000	1 164 254 00	1 272 405 35	(108 641 35)
420 000 00	LIBERTY MUT INS CO	7 687% 15 Oct 2007	06/12/21-00/12/21	6/14/2000	306 828 80	360 890 62	(54 063 82)
200 000 00	LOCKHEED MARTIN CORP	8 2% 01 Dec 2009	06/12/21-00/12/21	2/23/2000	186 630 00	199 966 57	(13 336 57)
572 000 00	LUKENT TECHNOLOGIES INC	6 45% 15 Mar 2009	06/12/21-00/12/21	4/5/2000	561 758 40	48 381 71	(14 396 69)
428 000 00	LUKENT TECHNOLOGIES INC	6 45% 15 Mar 2009	06/12/21-00/12/21	4/12/2000	377 920 68	372 020 78	(898 90)
650 000 00	MIDAMERICAN FOG LLC	0%	06/12/21-00/12/21	3/8/2000	650 000 00	500 000 00	0 00
515 000 00	MONSANTO CO	6 5% 01 Dec 2018	06/12/21-00/12/21	3/20/2000	486 914 45	467 348 84	(18 565 61)
515 000 00	MONSANTO CO	6 5% 01 Dec 2018	06/12/21-00/12/21	5/2/2000	448 807 05	467 111 01	(18 303 96)
410 000 00	NATIONAL CITY CORP	6 875% 15 May 2019	06/12/21-00/12/21	1/5/2000	365 994 70	376 465 85	(10 470 95)
890 000 00	NATIONAL CITY CORP	6 875% 15 May 2019	06/12/21-00/12/21	6/20/2000	775 599 40	817 969 29	(42 369 89)
765 000 00	NEW COURT CR GROUP INC	7 125% 17 Dec 2003	06/12/21-00/12/21	11/27/2000	758 721 50	763 521 05	(3 798 55)
440 000 00	NORDBANKEN AB	1% 29 Nov 2049	06/12/21-00/12/21	3/7/2000	441 029 60	438 742 08	(2 287 52)
625 000 00	PACIFIC GAS ELEC CO	1% 01 Nov 2005	06/12/21-00/12/21	10/31/2000	624 843 75	623 968 75	(875 00)
260 000 00	PAINE WEBBER GROUP INC	6 375% 15 May 2009	06/12/21-00/12/21	5/2/2000	244 597 60	259 172 73	(14 574 87)
470 000 00	PAINE WEBBER GROUP INC	7 625% 01 Dec 2009	06/12/21-00/12/21	2/23/2000	449 573 80	468 340 72	(18 766 92)
300 070 00	PAINE WEBBER GROUP INC	7 625% 01 Dec 2009	06/12/21-00/12/21	7/12/2000	293 070 00	298 969 37	(5 899 37)
850 000 00	PHILLIPS PETE CO	8 5% 25 May 2005	06/12/21-00/12/21	5/18/2000	850 102 00	847 820 00	(2 482 00)
510 000 00	PROVIDENT FIN TR I	7 405% 15 Mar 2008	06/12/21-00/12/21	3/28/2000	382 567 40	424 712 70	(32 145 30)
550 000 00	ROHM HAAS CO	7 85% 15 Jul 2009	06/12/21-00/12/21	2/11/2000	547 437 00	538 807 50	(7 529 50)
570 000 00	ROHM HAAS CO	7 85% 15 Jul 2009	06/12/21-00/12/21	3/15/2000	580 412 60	568 379 43	(11 033 17)
540 000 00	ROYAL BK SCOTLAND GROUP PLC	8 817% 31 Mar 2049	06/12/21-00/12/21	3/1/2000	543 893 40	500 000 00	(43 893 40)
550 000 00	SAGA PETE AS	7 25% 23 Sep 2007	06/12/21-00/12/21	5/18/2000	466 184 40	507 146 83	(40 962 43)
524 000 00	TXU ELEC CAP V	8 175% 30 Jan 2007	06/12/21-00/12/21	1/26/2000	493 268 84	517 401 86	(24 133 02)
900 000 00	TELEFONICA EUROPE BV	7 75% 15 Sep 2010	06/12/21-00/12/21	10/5/2000	897 372 00	896 235 15	(12 137 85)
450 000 00	TIME WARNER INC	6 025% 15 May 2009	06/12/21-00/12/21	6/9/2000	378 954 00	372 035 42	(6 918 58)
515 000 00	TIME WARNER INC	6 025% 15 May 2009	06/12/21-00/12/21	8/15/2000	436 210 15	438 653 86	(2 443 71)
430 000 00	TOYOTA MTR CR CORP	5 825% 13 Nov 2003	06/12/21-00/12/21	2/22/2000	406 758 50	479 481 30	(72 722 80)
790 000 00	USA WASTE SVCS INC	6 125% 15 Jul 2001	06/12/21-00/12/21	2/15/2000	758 197 80	792 100 82	(33 903 02)
400 000 00	UNILEVER CORP	6 75% 01 Nov 2003	06/12/21-00/12/21	12/11/2000	403 580 00	398 065 40	(4 514 60)
1 090 000 00	UNILEVER CAPITAL	7 125% 01 Nov 2010	06/12/21-00/12/21	12/13/2000	1 025 290 00	991 141 05	(24 148 95)
500 000 00	UNILEVER CAPITAL	7 125% 01 Nov 2010	06/12/21-00/12/21	12/14/2000	521 430 00	495 571 44	(25 858 56)
385 000 00	UNION CARBIDE CHEMS - PLASTICS	7 875% 01 Apr 2003	06/12/21-00/12/21	10/25/2000	378 106 50	386 724 70	(8 618 20)
589 000 00	U S WEST CAP FOG INC	6 875% 15 Jul 2008	06/12/21-00/12/21	7/18/2000	508 090 24	515 873 02	(6 882 78)
510 000 00	VODAFONE AIRTOUCH PLC	7 625% 15 Feb 2005	06/12/21-00/12/21	2/10/2000	508 196 29	508 196 29	0 00
1 400 000 00	VODAFONE AIRTOUCH PLC	7 75% 15 Feb 2010	06/12/21-00/12/21	8/11/2000	1 411 584 00	1 401 807 02	(8 056 98)
375 000 00	WILLIAMS COS INC	6 125% 01 Feb 2001	06/12/21-00/12/21	2/16/2000	371 475 00	373 873 19	(2 398 19)
780 000 00	ZURICH CAP TRUST	6 376% 01 Jun 2007	06/12/21-00/12/21	3/8/2000	734 744 40	774 712 02	(38 967 62)
430 000 00	ZURICH CAP TRUST	6 376% 01 Jun 2007	06/12/21-00/12/21	4/28/2000	387 833 90	427 088 42	(39 254 52)
550 000 00	CHEASAPEAKE ENERGY	6 625% 01 May 2005	06/12/21-00/12/21	10/17/2000	541 062 50	523 580 31	(17 482 19)
100 000 00	DANA CORP	7% 01 Mar 2009	06/12/21-00/12/21	10/16/2000	75 580 00	86 034 86	(10 454 86)
100 000 00	DANA CORP	7% 01 Mar 2009	06/12/21-00/12/21	10/18/2000	73 051 00	86 040 25	(12 989 25)
300 000 00	DANA CORP	7% 01 Mar 2009	06/12/21-00/12/21	10/19/2000	218 544 00	254 124 80	(35 580 80)
2 000 000 00	DELTA AIR LINES INC DE	4 3% 15 Dec 2002	06/12/21-00/12/21	3/23/2000	1 907 320 00	1 907 976 58	(656 58)
400 000 00	DURA PHARMACEUTICALS INC	3 5% 15 Jul 2002	06/12/21-00/12/21	10/18/2000	396 000 00	394 000 00	2 000 00
525 000 00	FRUIT OF THE LOOM INC	7 375% 15 Nov 2003	06/12/21-00/12/21	8/15/2000	288 750 00	375 079 70	(86 329 70)
4 000 000 00	HOUSEHOLD FIN CORP	5 875% 25 Sep 2004	06/12/21-00/12/21	7/24/2000	3 742 120 00	4 000 000 00	(257 880 00)
500 000 00	INDUSTRIAL FIN CORP THAILAND	7 375% 14 Jan 2007	06/12/21-00/12/21	4/25/2000	470 800 00	443 258 73	(27 541 27)
500 000 00	LENNAR CORP	0 01% 29 Jul 2018	06/12/21-00/12/21	12/8/2000	275 000 00	701 875 00	(426 875 00)
500 000 00	OWENS CORNING	7 5% 01 Aug 2018	06/12/21-00/12/21	10/5/2000	125 000 00	293 742 85	(168 742 85)
2 725 000 00	PHILIP MORRIS COS INC	7 75% 15 Jan 2007	06/12/21-00/12/21	8/14/2000	2 002 888 50	2 292 078 52	(289 189 02)
1 500 000 00	PHILIP MORRIS COS INC	7% 15 Jul 2005	06/12/21-00/12/21	8/14/2000	1 432 200 00	1 446 373 62	(14 173 62)
400 000 00	PIONEER NAT RES CO	6 5% 15 Jan 2008	06/12/21-00/12/21	10/18/2000	344 000 00	358 074 07	(14 074 07)
1 400 000 00	SEAGATE TECHNOLOGY SR NT	7 125% 01 Mar 2004	06/12/21-00/12/21	11/29/2000	1 440 308 00	1 383 515 83	(56 792 17)
750 000 00	SEAGATE TECHNOLOGY	7 37% 01 Mar 2007	06/12/21-00/12/21	11/29/2000	808 982 50</		

THE ROCKEFELLER FOUNDATION
EMPLOYEE ID NO 13 165629
GAIN AND LOSSES FOR TAX ON INVESTMENT INCOME
FORM 990 PF 2000 PART IV

Par	Security Name	Security Description	Date Bought	Date Sold	Proceeds	Cost	Realized
100 000 00	RITE AID CORP	5.25% 15 Sep 2002	86/12/31-00/12/31	9/29/2000	59 250 00	33 125 00	26 125 00
290 000 00	RITE AID CORP	5.25% 15 Sep 2002	86/12/31-00/12/31	9/28/2000	174 777 50	108 750 00	66 027 50
100 000 00	RITE AID CORP	5.25% 15 Sep 2002	86/12/31-00/12/31	9/28/2000	59 780 00	37 500 00	21 780 00
100 000 00	RITE AID CORP	5.25% 15 Sep 2002	86/12/31-00/12/31	10/3/2000	67 000 00	37 000 00	30 000 00
190 000 00	RITE AID CORP	5.25% 15 Sep 2002	86/12/31-00/12/31	10/3/2000	172 450 00	70 300 00	52 150 00
9 000 00	RITE AID CORP	5.25% 15 Sep 2002	86/12/31-00/12/31	10/5/2000	5 780 00	3 465 00	2 295 00
500 000 00	CLEAR CHANNEL COMMUNICATIONS	1.5% 01 Dec 2002	86/12/31-00/12/31	11/13/2000	452 600 00	515 925 53	(63 425 53)
1 250 000 00	CIRRUS LOGIC INC	6% 15 Dec 2003	86/12/31-00/12/31	9/1/2000	1 504 067 50	1 062 865 84	535 401 66
100 000 00	TELEKOM MALAYSIA B	4% 03 Oct 2004	86/12/31-00/12/31	9/6/2000	87 500 00	82 278 51	5 221 49
300 000 00	TELEKOM MALAYSIA B	4% 03 Oct 2004	86/12/31-00/12/31	9/19/2000	262 500 00	247 229 88	15 270 12
8 650 000 00	LOEWS CORP	3.125% 15 Sep 2007	86/12/31-00/12/31	8/14/2000	5 811 102 50	5 430 778 65	380 323 85
1 000 000 00	SHOHEYS INC	0.01% 11 Apr 2004	86/12/31-00/12/31	2/2/2000	50 000 00	632 168 73	(582 168 73)
TOTAL CONVERTIBLE BOND					9 586 235 00	8,040 790 84	525 484 36
SUNDY ASSETS							
810 000 00	VENTAS BRIDGE LOAN	7.72% 31 Dec 2001	86/12/31-00/12/31	1/3/2000	737 510 97	737 183 39	317 58
0 00	VENTAS BRIDGE LOAN	7.72% 31 Dec 2001	86/12/31-00/12/31	1/3/2000	8 100 00	8 100 00	0 00
131 785 72	VENTAS BRIDGE LOAN	7.72% 31 Dec 2001	86/12/31-00/12/31	3/20/2000	131 785 72	120 287 86	11 497 86
395 357 14	VENTAS BRIDGE LOAN	1% 31 Dec 2001	86/12/31-00/12/31	10/6/2000	371 875 22	358 402 26	13 512 96
426 585 22	VENTAS REALTY LN 370	1% 31 Dec 2005	86/12/31-00/12/31	3/14/2000	386 738 03	385 384 79	653 24
23 805 48	TOKHEIM BANK DEBT	1% 31 Oct 2049	86/12/31-00/12/31	12/28/2000	25 730 83	25 180 48	49 35
100 65	TOLKHEIM BANK DEBT	1% 31 Oct 2049	86/12/31-00/12/31	12/29/2000	150 50	148 63	3 87
0 00	CALDO RECLAMATION CLAIM	FRUIT OF THE LOOM	86/12/31-00/12/31	8/4/2000	5 520 00	5 520 00	0 00
0 00	MUTAL BENEFIT INSURANCE	CLASS 4 CLAIM	86/12/31-00/12/31	8/14/2000	84 900 00	84 900 00	0 00
180 000 00	VENTAS INC	TERM LN	86/12/31-00/12/31	1/3/2000	159 392 65	159 498 46	(105 81)
36 271 92	VENTAS INC	TERM LN	86/12/31-00/12/31	3/14/2000	32 550 90	32 544 85	15 05
TOTAL SUNDY ASSETS					1 943 472 82	1 917 228 72	26 244 10
SHORT TERM							
266 95	BEAR STEARNS	MONEY MARKET	86/12/31-00/12/31	12/31/2000	266 95	266 82	0 03
1 200 000 00	ALCOA INC	6.46% 04 Dec 2000	86/12/31-00/12/31	9/13/2000	1 182 178 67	1 181 912 01	266 06
3 200 000 00	AMERICAN ELEC PWR	6.71% 13 Sep 2000	86/12/31-00/12/31	8/14/2000	3 162 000 00	3 179 720 89	2 279 11
3 200 000 00	AMERICAN ELEC PWR	6.74% 01 Dec 2000	86/12/31-00/12/31	10/26/2000	3 178 400 00	3 173 040 00	5 360 00
1 600 000 00	AMERICAN EXPRESS CR CORP 1 2	6.61% 15 Nov 2000	86/12/31-00/12/31	7/26/2000	1 566 897 78	1 565 478 00	1 289 8
1 400 000 00	AMERICAN EXPRESS CR CORP 1 2	6.61% 15 Nov 2000	86/12/31-00/12/31	7/28/2000	1 371 723 69	1 369 924 50	1 789 30
1 200 000 00	AMERICAN EXPRESS CR CORP 1 2	6.61% 15 Nov 2000	86/12/31-00/12/31	6/29/2000	1 182 918 00	1 174 221 00	8 697 00
900 000 00	AMERICAN TEL TELECO	6.57% 26 Sep 2000	86/12/31-00/12/31	7/17/2000	868 302 75	862 918 00	5 384 75
400 000 00	AMERICAN TEL TELECO	6.57% 26 Sep 2000	86/12/31-00/12/31	7/18/2000	394 874 44	392 498 00	2 406 44
600 000 00	AMERICAN TEL TELECO	6.57% 26 Sep 2000	86/12/31-00/12/31	7/19/2000	582 410 00	588 612 00	3 798 00
1 100 000 00	BELL ATLANTIC FINL SVCS	6.31% 01 Nov 2000	86/12/31-00/12/31	6/29/2000	1 087 210 87	1 083 488 92	3 720 75
100 000 00	CBA DEL FIN INC YRS 3 4	5.97% 28 Jan 2000	86/12/31-00/12/31	1/13/2000	99 762 50	99 751 25	11 25
2 000 000 00	CSX CORP	6.7% 11 Oct 2000	86/12/31-00/12/31	9/6/2000	1 886 813 89	1 981 016 67	5 887 72
300 000 00	COCA COLA COMPANY	6.07% 02 Jun 2000	86/12/31-00/12/31	4/14/2000	297 508 17	297 088 17	443 00
1 400 000 00	COCA COLA COMPANY	6.07% 02 Jun 2000	86/12/31-00/12/31	4/17/2000	1 389 065 89	1 386 308 78	2 761 11
1 200 000 00	CONAGRA INC YRS 1 2	6.66% 27 Oct 2000	86/12/31-00/12/31	8/29/2000	1 186 725 00	1 185 872 00	753 00
1 200 000 00	CONAGRA INC YRS 1 2	6.66% 27 Oct 2000	86/12/31-00/12/31	9/6/2000	1 188 525 00	1 185 872 00	2 553 00
600 000 00	CONAGRA INC YRS 1 2	6.66% 27 Oct 2000	86/12/31-00/12/31	9/13/2000	595 094 00	592 898 00	2 108 00
500 000 00	CONAGRA INC YRS 1 2	6.66% 27 Oct 2000	86/12/31-00/12/31	9/27/2000	497 208 33	494 155 00	3 053 33
1 300 000 00	CONAGRA INC YRS 1 2	6.67% 15 Nov 2000	86/12/31-00/12/31	9/27/2000	1 288 144 72	1 284 344 63	3 800 69
3 700 000 00	EDISON MISSION MIDWEST HLDGS	6.85% 07 Sep 2000	86/12/31-00/12/31	7/20/2000	3 654 945 00	3 654 942 22	2 78
5 500 000 00	GENERAL ELEC CAP CORP DISC	6.52% 19 Jan 2001	86/12/31-00/12/31	10/11/2000	5 399 930 58	5 391 423 89	8 506 67
2 700 000 00	GENERAL ELEC CAP CORP DISC	6.53% 11 Jan 2001	86/12/31-00/12/31	10/25/2000	2 661 741 00	2 657 881 50	3 859 50
3 400 000 00	GENERAL ELEC CAP CORP DISC	6.53% 11 Jan 2001	86/12/31-00/12/31	10/26/2000	3 352 366 94	3 348 961 89	5 405 05
3 100 000 00	GENERAL MTRS ACCEP CORP YR 1 2	6.08% 30 May 2000	86/12/31-00/12/31	4/14/2000	3 075 916 44	3 067 018 00	8 900 44
2 000 000 00	GENERAL MTRS ACCEP CORP YR 1 2	6.57% 24 Jan 2001	86/12/31-00/12/31	11/29/2000	1 978 311 11	1 979 640 00	2 671 11
100 000 00	GENERAL MTRS ACCEP CORP YR 1 2	6.57% 24 Jan 2001	86/12/31-00/12/31	12/13/2000	99 230 00	98 832 00	398 00
3 600 000 00	HALIFAX PLC YRS 1 2	6.54% 06 Dec 2000	86/12/31-00/12/31	6/29/2000	3 535 155 00	3 532 638 00	2 517 00
2 100 000 00	INTERNATIONAL PAPER CO	6.71% 08 Dec 2000	86/12/31-00/12/31	10/11/2000	2 077 264 00	2 073 775 08	3 488 92
1 700 000 00	INTERNATIONAL PAPER CO	6.71% 08 Dec 2000	86/12/31-00/12/31	10/13/2000	1 882 282 22	1 678 770 31	3 511 91
1 200 000 00	INTERNATIONAL PAPER CO	6.71% 08 Dec 2000	86/12/31-00/12/31	10/26/2000	1 180 325 00	1 185 014 33	5 310 87
4 200 000 00	MOTOROLA INC	6.57% 27 Sep 2000	86/12/31-00/12/31	7/17/2000	4 144 880 00	4 119 517 50	25 402 50
1 400 000 00	MOTOROLA INC	6.57% 27 Sep 2000	86/12/31-00/12/31	7/18/2000	1 381 804 28	1 373 172 50	8 631 78
1 300 000 00	PENNEY J C FDG CORP	6.4% 27 Jan 2000	86/12/31-00/12/31	11/3/2000	1 297 042 50	1 290 764 44	278 06
3 800 000 00	UBS FIN INC YRS 1 2	6.53% 18 Jan 2001	86/12/31-00/12/31	11/20/2000	3 780 169 67	3 746 925 61	13 244 06
1 200 000 00	UBS FIN INC YRS 1 2	6.53% 18 Jan 2001	86/12/31-00/12/31	12/13/2000	1 192 496 00	1 183 739 67	9 26 73
2 000 000 00	VERIZON GLOBAL FDG	6.58% 24 Jan 2001	86/12/31-00/12/31	11/29/2000	1 978 466 67	1 976 804 44	2 862 23
1 800 000 00	VISTEON CORP	6.85% 21 Jul 2000	86/12/31-00/12/31	7/19/2000	1 799 338 00	1 760 410 00	8 828 00
TOTAL SHORT TERM					67 418,890 04	67 250 342 52	169 847 52
TOTAL CAPITAL GAIN/LOSS ON INVESTMENTS					5 342 308 835 00	5 153 795 788 85	188 511 046 15

THE ROCKET FELLER FOUNDATION
EMPLOYEE ID NO: 13-165629
GAIN AND LOSSES ON NONTAXABLE INVESTMENTS
FOR YEAR 2000

4940 EXCLUDABLE ASSET GAINS

Par	Security Name	Security Description	Date Bought	Date Sold	Proceeds	Cost	Realized
	OPTIONS						
1 00	U S TREAS BONDS FUTURES	JUN 86 PUT	06/12/31-00/12/31	3/15/2000	914.38	31.88	882.50
24 00	U S TREAS BONDS FUTURES	JUN 86 PUT	06/12/31-00/12/31	3/16/2000	20 210.72	1 243.12	18 967.60
25 00	U S TREAS BONDS FUTURES	JUN 86 PUT	06/12/31-00/12/31	3/16/2000	22 093.80	1 297.00	20 796.80
3 00	U S TREAS BONDS FUTURES	JUN 94 CALL	06/12/31-00/12/31	2/2/2000	3 306.84	5 311.89	(2 005.05)
6 00	U S TREAS BONDS FUTURES	JUN 94 CALL	06/12/31-00/12/31	2/2/2000	6 423.76	10 811.28	(4 387.52)
7 00	U S TREAS BONDS FUTURES	JUN 94 CALL	06/12/31-00/12/31	2/2/2000	2 203.76	3 572.50	(1 368.74)
3 00	U S TREAS BONDS FUTURES	JUN 94 CALL	06/12/31-00/12/31	2/4/2000	3 163.00	5 946.25	(2 783.25)
3 00	U S TREAS BONDS FUTURES	JUN 94 CALL	06/12/31-00/12/31	2/6/2000	3 165.00	6 785.00	(3 620.00)
1 00	U S TREAS BONDS FUTURES	JUN 94 CALL	06/12/31-00/12/31	2/6/2000	1 053.00	2 223.75	(1 170.75)
2 00	U S TREAS BONDS FUTURES	JUN 94 CALL	06/12/31-00/12/31	2/6/2000	2 110.00	4 478.78	(2 368.78)
12 00	U S TREAS BONDS FUTURES	JUN 94 CALL	06/12/31-00/12/31	2/9/2000	11 886.27	26 372.58	(14 486.31)
47 00	U S TREAS BONDS FUTURES	JUN 94 CALL	06/12/31-00/12/31	2/28/2000	30 815.15	89 826.75	(59 011.60)
9 00	U S TREAS BONDS FUTURES	MAR 92 CALL	06/12/31-00/12/31	1/19/2000	5 835.65	2 295.00	3 540.65
15 00	U S TREAS BONDS FUTURES	JUN 92 CALL	06/12/31-00/12/31	3/23/2000	20 881.30	81 188.75	(60 307.45)
5 00	U S TREAS BONDS FUTURES	MAR 86 PUT	06/12/31-00/12/31	1/24/2000	1 368.75	413.63	953.10
10 00	U S TREAS BONDS FUTURES	MAR 86 PUT	06/12/31-00/12/31	1/27/2000	2 503.15	708.30	2 790.85
14 00	U S TREAS BONDS FUTURES	MAR 94 CALL	06/12/31-00/12/31	1/7/2000	16 566.88	3 388.32	13 180.57
5 00	U S TREAS BONDS FUTURES	MAR 94 CALL	06/12/31-00/12/31	1/18/2000	5 900.00	258.40	5 641.60
5 00	U S TREAS BONDS FUTURES	MAR 94 CALL	06/12/31-00/12/31	1/18/2000	5 900.00	258.40	5 641.60
5 00	U S TREAS BONDS FUTURES	MAR 94 CALL	06/12/31-00/12/31	1/24/2000	5 900.00	258.40	5 641.60
1 00	U S TREAS BONDS FUTURES	MAR 94 CALL	06/12/31-00/12/31	2/15/2000	373.13	380.00	(6.87)
2 00	U S TREAS BONDS FUTURES	MAR 94 CALL	06/12/31-00/12/31	2/17/2000	490.00	633.00	(143.00)
3 00	U S TREAS BONDS FUTURES	MAR 94 CALL	06/12/31-00/12/31	2/17/2000	733.00	1 561.69	(828.69)
1 00	U S TREAS NOTES 5YR FUTURES	MAR 97 5 CALL	06/12/31-00/12/31	2/2/2000	338.75	181.25	177.50
3 00	U S TREAS NOTES 5YR FUTURES	MAR 97 5 CALL	06/12/31-00/12/31	2/15/2000	1 018.25	249.39	768.86
5 00	U S TREAS BONDS FUTURES	JUN 86 PUT	06/12/31-00/12/31	1/7/2000	3 462.50	8 756.25	(5 293.75)
7 00	U S TREAS BONDS FUTURES	JUN 86 PUT	06/12/31-00/12/31	1/28/2000	4 150.63	4 081.91	68.72
7 00	U S TREAS BONDS FUTURES	JUN 86 PUT	06/12/31-00/12/31	1/28/2000	4 525.65	4 956.91	(431.26)
18 00	U S TREAS BONDS FUTURES	MAR 86 PUT	06/12/31-00/12/31	3/30/2000	9 521.28	832.50	8 688.78
10 00	U S TREAS BONDS FUTURES	MAR 86 PUT	06/12/31-00/12/31	1/20/2000	6 018.80	4 737.50	1 281.30
4 00	U S TREAS BONDS FUTURES	MAR 86 PUT	06/12/31-00/12/31	1/24/2000	2 251.28	1 020.00	1 231.28
18 00	U S TREAS BONDS FUTURES	JUN 84 PUT	06/12/31-00/12/31	2/18/2000	10 806.80	1 777.50	9 029.30
3 00	U S TREAS BONDS FUTURES	MAR 80 PUT	06/12/31-00/12/31	1/25/2000	2 877.50	2 218.14	759.36
3 00	U S TREAS BONDS FUTURES	MAR 80 PUT	06/12/31-00/12/31	1/27/2000	2 877.50	852.50	2 025.00
3 00	U S TREAS BONDS FUTURES	MAR 80 PUT	06/12/31-00/12/31	1/28/2000	2 415.00	763.00	1 652.00
11 00	U S TREAS BONDS FUTURES	MAR 80 PUT	06/12/31-00/12/31	3/3/2000	8 511.25	742.50	7 768.75
54 00	U S TREAS BONDS FUTURES	JUN 86 CALL	06/12/31-00/12/31	2/28/2000	42 816.80	26 857.50	15 959.30
5 00	U S TREAS BONDS FUTURES	MAR 84 PUT	06/12/31-00/12/31	2/17/2000	1 883.75	1 196.90	686.85
4 00	U S TREAS BONDS FUTURES	JUN 82 PUT	06/12/31-00/12/31	3/15/2000	5 667.52	2 020.00	3 647.52
10 00	U S TREAS BONDS FUTURES	JUN 82 PUT	06/12/31-00/12/31	4/11/2000	11 481.28	518.80	10 962.48
45 00	U S TREAS BONDS FUTURES	APR 84 CALL	06/12/31-00/12/31	2/28/2000	37 878.35	52 254.25	(14 375.90)
12 00	U S TREAS BONDS FUTURES	SEP 86 CALL	06/12/31-00/12/31	5/3/2000	9 877.52	18 435.00	(8 557.48)
2 00	U S TREAS BONDS FUTURES	SEP 86 CALL	06/12/31-00/12/31	6/2/2000	1 306.25	2 228.78	(922.53)
8 00	U S TREAS BONDS FUTURES	SEP 86 CALL	06/12/31-00/12/31	6/2/2000	4 470.00	9 486.78	(5 016.78)
19 00	U S TREAS BONDS FUTURES	SEP 86 CALL	06/12/31-00/12/31	7/7/2000	13 717.54	19 381.97	(5 664.43)
5 00	U S TREAS BONDS FUTURES	SEP 86 CALL	06/12/31-00/12/31	7/20/2000	3 412.50	5 571.90	(2 159.40)
11 00	U S TREAS BONDS FUTURES	JUL 88 CALL	06/12/31-00/12/31	5/31/2000	8 648.18	2 117.50	6 530.68
13 00	U S TREAS NOTES 10YR FUTURES	JUN 86 CALL	06/12/31-00/12/31	4/25/2000	7 450.89	3 315.00	4 135.89
5 00	U S TREAS NOTES 10YR FUTURES	SEP 100 CALL	06/12/31-00/12/31	6/23/2000	3 958.40	1 186.80	2 771.60
11 00	U S TREAS NOTES 10YR FUTURES	SEP 100 CALL	06/12/31-00/12/31	6/23/2000	9 132.51	2 833.18	6 300.33
11 00	U S TREAS NOTES 10YR FUTURES	SEP 100 CALL	06/12/31-00/12/31	6/26/2000	8 007.53	2 481.25	5 526.28
7 00	U S TREAS NOTES 10YR FUTURES	SEP 100 CALL	06/12/31-00/12/31	6/30/2000	2 088.77	1 821.00	267.77
5 00	U S TREAS NOTES 10YR FUTURES	SEP 100 CALL	06/12/31-00/12/31	6/30/2000	4 558.75	2 550.86	2 007.89
4 00	U S TREAS NOTES 10YR FUTURES	JUN 100 CALL	06/12/31-00/12/31	4/24/2000	1 480.00	957.52	522.48
1 00	U S TREAS BONDS FUTURES	MAR 91 CALL	06/12/31-00/12/31	2/2/2000	1 417.52	10 885.00	(9 467.48)
2 00	U S TREAS BONDS FUTURES	MAR 91 CALL	06/12/31-00/12/31	2/2/2000	354.38	2 692.50	(2 338.12)
1 00	U S TREAS BONDS FUTURES	MAR 91 CALL	06/12/31-00/12/31	2/2/2000	1 235.00	5 510.00	(4 275.00)
4 00	U S TREAS BONDS FUTURES	MAR 91 CALL	06/12/31-00/12/31	2/2/2000	2 845.00	10 957.52	(8 112.52)
5 00	U S TREAS BONDS FUTURES	JUN 86 PUT	06/12/31-00/12/31	4/4/2000	3 588.78	2 446.90	1 141.88
12 00	U S TREAS BONDS FUTURES	JUL 84 CALL	06/12/31-00/12/31	5/31/2000	8 789.41	23 872.58	(15 073.15)
1 00	U S TREAS BONDS FUTURES	JUL 85 CALL	06/12/31-00/12/31	5/24/2000	670.00	505.00	165.00
2 00	U S TREAS BONDS FUTURES	JUL 85 CALL	06/12/31-00/12/31	5/24/2000	1 240.00	678.76	561.24
10 00	U S TREAS BONDS FUTURES	JUL 85 CALL	06/12/31-00/12/31	5/25/2000	3 720.00	3 405.00	315.00
1 00	U S TREAS BONDS FUTURES	JUL 85 CALL	06/12/31-00/12/31	5/31/2000	5 262.52	13 018.80	(7 756.28)
1 00	U S TREAS BONDS FUTURES	MAY 86 CALL	06/12/31-00/12/31	4/16/2000	1 764.25	249.39	1 514.86
5 00	U S TREAS BONDS FUTURES	MAY 86 CALL	06/12/31-00/12/31	4/20/2000	588.75	348.73	240.00
3 00	U S TREAS BONDS FUTURES	MAR 82 PUT	06/12/31-00/12/31	2/14/2000	2 008.25	415.63	1 592.62
2 00	U S TREAS BONDS FUTURES	MAR 82 PUT	06/12/31-00/12/31	2/16/2000	1 188.13	249.39	938.74
18 00	U S TREAS NOTES 10YR FUTURES	MAR 82 PUT	06/12/31-00/12/31	2/17/2000	771.28	184.28	587.00
2 00	U S TREAS NOTES 10YR FUTURES	JUN 97 CALL	06/12/31-00/12/31	4/27/2000	11 236.14	11 902.50	(666.36)
8 00	U S TREAS BONDS FUTURES	APR 82 PUT	06/12/31-00/12/31	5/3/2000	1 083.78	684.26	419.52
7 00	U S TREAS BONDS FUTURES	APR 82 PUT	06/12/31-00/12/31	3/3/2000	3 807.50	498.78	3 308.72
16 00	U S TREAS BONDS FUTURES	APR 82 PUT	06/12/31-00/12/31	3/9/2000	4 371.25	581.91	3 789.34
2 00	U S TREAS BONDS FUTURES	JUN 87 CALL	06/12/31-00/12/31	3/15/2000	9 029.39	830.00	8 199.39
6 00	U S TREAS BONDS FUTURES	SEP 84 PUT	06/12/31-00/12/31	5/5/2000	708.78	103.78	605.00
7 00	U S TREAS BONDS FUTURES	SEP 84 PUT	06/12/31-00/12/31	6/6/2000	5 128.28	4 155.00	973.28
14 00	U S TREAS BONDS FUTURES	SEP 84 PUT	06/12/31-00/12/31	6/18/2000	3 980.68	2 789.41	3 211.25
8 00	U S TREAS NOTES 10YR FUTURES	SEP 100 CALL	06/12/31-00/12/31	7/26/2000	10 833.14	776.32	9 056.82
11 00	U S TREAS NOTES 10YR FUTURES	JUN 100 CALL	06/12/31-00/12/31	8/22/2000	5 439.42	748.17	4 691.25
7 00	U S TREAS BONDS FUTURES	SEP 100 CALL	06/12/31-00/12/31	4/24/2000	4 757.50	1 773.75	2 983.75
11 00	U S TREAS BONDS FUTURES	SEP 100 CALL	06/12/31-00/12/31	5/26/2000	8 638.91	2 550.86	6 088.05
2 00	U S TREAS BONDS FUTURES	SEP 100 CALL	06/12/31-00/12/31	8/27/2000	10 429.43	4 008.18	6 421.25
7 00	U S TREAS BONDS FUTURES	SEP 100 CALL	06/12/31-00/12/31	8/29/2000	1 833.78	897.50	936.28
2 00	U S TREAS BONDS FUTURES	SEP 100 CALL	06/12/31-00/12/31	8/30/2000	4 340.00	3 425.84	914.16
5 00	U S TREAS BONDS FUTURES	SEP 100 CALL	06/12/31-00/12/31	8/30/2000	3 899.88	2 448.80	1 451.08
11 00	U S TREAS BONDS FUTURES	SEP 100 CALL	06/12/31-00/12/31	7/14/2000	5 820.00	5 728.93	91.07
8 00	U S TREAS BONDS FUTURES	SEP 100 CALL	06/12/31-00/12/31	7/18/2000	2 980.00	1 663.04	1 296.96
5 00	U S TREAS BONDS FUTURES	SEP 100 CALL	06/12/31-00/12/31	7/25/2000	1 836.00	1 800.00	(36.00)
2 00	U S TREAS BONDS FUTURES	SEP 100 CALL	06/12/31-00/12/31	7/26/2000	740.00	760.00	(20.00)
2 00	U S TREAS BONDS FUTURES	DEC 84 PUT	06/12/31-00/12/31	7/27/2000	2 240.00	1 197.50	1 042.50
10 00	U S TREAS NOTES 5YR FUTURES	SEP 86 5 PUT	06/12/31-00/12/31	7/31/2000	4 481.30	1 825.00	2 656.30
3 00	EURODOLLAR MID CURVE 1YR FTRS	JUL 83 25 PUT	06/12/31-00/12/31	5/18/2000	6 960.00	3 080.00	3 880.00
4 00	EURODOLLAR MID CURVE 1YR FTRS	JUL 83 25 PUT	06/12/31-00/12/31	5/30/2000	8 080.00	4 120.00	3 960.00
5 00	U S TREAS BONDS FUTURES	MAY 86 CALL	06/12/31-00/12/31	4/17/2000	1 084.75	2 212.50	(1 127.75)
4 00	U S TREAS BONDS FUTURES	MAY 86 CALL	06/12/31-00/12/31	4/17/2000	917.52	1 770.00	(852.48)
37 00	EURODOLLAR MID CURVE 1YR FTRS	JUL 83 25 PUT	06/12/31-00/12/31	6/18/2000	0.00	38 110.00	(38 110.00)
12 00	U S TREAS BONDS FUTURES	MAY 100 CALL	06/12/31-00/12/31	4/2/2000	0.00	3 987.54	(3 987.54)
6 00	U S TREAS BONDS FUTURES	JUN 84 CALL	06/12/31-00/12/31	5/29/2000	1 720.00	0.00	1 720.00
8 00	U S TREAS BONDS FUTURES	MAR 82 CALL	06/12/31-00/12/31	2/18/2000	3 826.80	0.00	3 826.80
15 00	U S TREAS BONDS FUTURES	FEB 82 CALL	06/12/31-00/12/31	1/21/2000	3 164.80	0.00	3 164.80
8 00	U S TREAS NOTES 5YR FUTURES	MAR 87 5 CALL	06/12/31-00/12/31	2/18/2000	1 841.80	0.00	1 841.80
1 00	U S TREAS BONDS FUTURES	JUN 86 CALL	06/12/31-00/12/31	5/18/2000	323.13	0.00	323.13
10 00	U S TREAS BONDS FUTURES	MAR 83 PUT	06/12/31-00/12/31	2/18/2000	3 856.30	0.00	3 856.30
12 00	U S TREAS BONDS FUTURES	JUN 82 PUT	06/12/31-00/12/31	5/18/2000	8 824.41	0.00	8 824.41
15 00	U S TREAS BONDS FUTURES	FEB 81 CALL	06/12/31-00/12/31	1/21/2000	6 884.40	0.00	6 884.40
5 00	U S TREAS NOTES 10YR FUTURES	MAR 85 PUT	06/12/31-00/12/31	2/18/2000	2 162.50	0.00	2 162.50

THE ROCKEFELLER FOUNDATION
EMPLOYEE ID NO 13-165629
GAIN AND LOSSES ON NONTAXABLE INVESTMENTS
FOR YEAR 2000

1 00	U S TREAS BONDS FUTURES	AUG 99 CALL	86/12/31-00/12/31	7/21/2000	88.75	0.00	88.75
4 00	U S TREAS BONDS FUTURES	AUG 99 PUT	86/12/31-00/12/31	7/21/2000	1,230.00	0.00	1,230.00
4 00	U S TREAS NOTE 5YR FUTURE	JUN 97 5 CALL	86/12/31-00/12/31	5/19/2000	480.00	0.00	480.00
39 00	U S TREAS NOTES 5YR FUTURES	JUN 98 CALL	86/12/31-00/12/31	5/19/2000	21,289.46	0.00	21,289.46
8 00	U S TREAS BONDS FUTURES	MAY 98 PUT	86/12/31-00/12/31	4/71/2000	5,585.00	0.00	5,585.00
5 00	U S TREAS NOTES 5YR FUTURES	APR 97 5 CALL	86/12/31-00/12/31	3/24/2000	1,225.00	0.00	1,225.00
8 00	U S TREAS BONDS FUTURES	JUN 98 PUT	86/12/31-00/12/31	5/19/2000	4,397.52	0.00	4,397.52
4 00	U S TREAS BONDS FUTURES	JUN 98 PUT	86/12/31-00/12/31	5/19/2000	1,292.52	0.00	1,292.52
2 00	U S TREAS NOTES 5YR FUTURES	FEB 97 5 CALL	86/12/31-00/12/31	1/21/2000	235.00	0.00	235.00
4 00	U S TREAS BOND FUTURES	MAY 98 CALL	86/12/31-00/12/31	4/21/2000	2,292.52	0.00	2,292.52
4 00	U S TREAS NOTES 5YR FUTURES	AUG 98 5 CALL	86/12/31-00/12/31	7/22/2000	480.00	0.00	480.00
4 00	U S TREAS BONDS FUTURES	MAR 92 PUT	86/12/31-00/12/31	2/18/2000	1,542.52	0.00	1,542.52
17 00	U S TREAS NOTES 10YR FUTURES	JUN 97 CALL	86/12/31-00/12/31	5/19/2000	7,461.88	0.00	7,461.88
9 00	U S TREAS BONDS FUTURES	JUN 94 PUT	86/12/31-00/12/31	5/19/2000	5,580.00	0.00	5,580.00
5 00	U S TREAS BONDS FUTURES	APR 95 CALL	86/12/31-00/12/31	3/24/2000	2,865.65	0.00	2,865.65
11 00	U S TREAS NOTES 10YR FUTURES	JUL 98 CALL	86/12/31-00/12/31	6/23/2000	4,241.93	0.00	4,241.93
8 00	U S TREAS NOTES 5YR FUTURES	JUN 98 5 PUT	86/12/31-00/12/31	5/20/2000	2,710.00	0.00	2,710.00
4 00	U S TREAS NOTES 5YR FUTURES	MAY 99 PUT	86/12/31-00/12/31	4/22/2000	605.00	0.00	605.00
3 00	U S TREAS BONDS FUTURES	JUN 95 CALL	86/12/31-00/12/31	5/19/2000	764.25	0.00	764.25
25 00	U S TREAS NOTES 10YR FUTURES	JUL 97 CALL	86/12/31-00/12/31	6/23/2000	8,056.95	0.00	8,056.95
22 00	U S TREAS NOTES 5YR FUTURES	JUL 98 CALL	86/12/31-00/12/31	6/23/2000	7,624.43	0.00	7,624.43
4 00	U S TREAS NOTES 5YR FUTURES	JUL 98 50 PUT	86/12/31-00/12/31	6/23/2000	230.00	0.00	230.00
12 00	U S TREAS BONDS FUTURES	OCT 101 CALL	86/12/31-00/12/31	8/24/2000	5,377.56	7,560.00	(2,182.44)
1 00	U S TREAS BOND FUTURES	OCT 100 CALL	86/12/31-00/12/31	8/22/2000	781.88	848.75	(56.87)
4 00	U S TREAS BONDS FUTURES	SEP 99 PUT	86/12/31-00/12/31	8/8/2000	1,980.00	1,707.52	272.48
4 00	U S TREAS NOTES 10YR FUTURES	SEP 99 CALL	86/12/31-00/12/31	8/16/2000	2,355.00	2,082.52	272.48
2 00	U S TREAS BONDS FUTURES	DEC 94 PUT	86/12/31-00/12/31	8/31/2000	2,240.00	322.50	1,917.50
5 00	U S TREAS NOTES 5YR FUTURES	SEP 100 CALL	86/12/31-00/12/31	8/8/2000	1,615.65	493.75	1,121.90
9 00	U S TREAS BOND FUTURE	DEC 102 CALL	86/12/31-00/12/31	8/31/2000	8,345.84	8,763.75	(418.11)
4 00	U S TREAS BOND FUTURES	OCT 100 CALL	86/12/31-00/12/31	8/30/2000	2,480.00	3,395.00	(915.00)
1 00	U S TREAS BOND FUTURE	SEP 100 CALL	86/12/31-00/12/31	8/17/2000	88.75	426.88	(338.13)
1 00	U S TREAS BOND FUTURE	SEP 100 CALL	86/12/31-00/12/31	8/17/2000	73.13	426.88	(353.75)
8 00	U S TREAS BONDS FUTURES	SEP 99 CALL	86/12/31-00/12/31	8/18/2000	0.00	5,815.04	(5,815.04)
16 00	U S TREAS BOND FUTURE	SEP 100 CALL	86/12/31-00/12/31	8/20/2000	0.00	8,064.43	(8,064.43)
4 00	U S TREAS BONDS FUTURES	SEP 99 PUT	86/12/31-00/12/31	8/18/2000	980.00	0.00	980.00
26 00	U S TREAS BONDS FUTURES	SEP 98 CALL	86/12/31-00/12/31	8/18/2000	14,778.25	0.00	14,778.25
26 00	U S TREAS BONDS FUTURES	SEP 94 PUT	86/12/31-00/12/31	8/18/2000	15,713.84	0.00	15,713.84
8 00	U S TREAS NOTES 10YR FUTURES	SEP 99 CALL	86/12/31-00/12/31	8/18/2000	4,298.75	0.00	4,298.75
26 00	U S TREAS BONDS FUTURES	SEP 92 PUT	86/12/31-00/12/31	8/18/2000	15,985.10	0.00	15,985.10
29 00	U S TREAS NOTES 5YR FUTURES	SEP 98 5 PUT	86/12/31-00/12/31	8/25/2000	10,820.77	0.00	10,820.77
4 00	U S TREAS BONDS FUTURES	NOV 102 CALL	86/12/31-00/12/31	9/7/2000	2,687.52	1,582.52	1,065.00
4 00	U S TREAS BONDS FUTURES	DEC 82 PUT	86/12/31-00/12/31	9/20/2000	1,901.89	520.00	1,381.89
2 00	U S TREAS BONDS FUTURES	DEC 84 PUT	86/12/31-00/12/31	8/17/2000	2,240.00	291.26	1,948.74
20 00	U S TREAS BONDS FUTURES	DEC 100 CALL	86/12/31-00/12/31	8/18/2000	13,025.00	12,800.00	425.00
12 00	U S TREAS BONDS FUTURES	DEC 100 CALL	86/12/31-00/12/31	8/18/2000	7,815.00	7,747.58	67.42
25 00	U S TREAS BOND FUTURE	DEC 104 CALL	86/12/31-00/12/31	8/18/2000	11,572.52	2,630.74	8,941.78
1 00	U S TREAS BOND FUTURES	OCT 100 CALL	86/12/31-00/12/31	8/7/2000	573.13	848.75	(275.62)
4 00	U S TREAS BOND FUTURES	OCT 100 CALL	86/12/31-00/12/31	8/14/2000	687.52	3,385.00	(2,727.48)
2 00	U S TREAS BOND FUTURES	OCT 100 CALL	86/12/31-00/12/31	9/22/2000	0.00	1,697.50	(1,697.50)
5 00	U S TREAS NOTES 10YR FUTURES	OCT 100 CALL	86/12/31-00/12/31	8/23/2000	0.00	1,665.65	(1,665.65)
4 00	U S TREAS NOTES 5YR FUTURES	OCT 100 PUT	86/12/31-00/12/31	8/15/2000	0.00	707.52	(707.52)
4 00	U S TREAS NOTES FUTURES	OCT 99 PUT	86/12/31-00/12/31	8/23/2000	1,980.00	0.00	1,980.00
2 00	U S TREAS BONDS FUTURES	OCT 98 CALL	86/12/31-00/12/31	8/22/2000	1,021.26	0.00	1,021.26
8 00	U S TREAS BONDS FUTURES	OCT 100 PUT	86/12/31-00/12/31	8/22/2000	3,710.00	0.00	3,710.00
1 00	U S TREAS NOTES 10YR FUTURES	DEC 87 PUT	86/12/31-00/12/31	10/20/2000	479.38	17.00	462.38
1 00	U S TREAS NOTES 10YR FUTURES	DEC 87 PUT	86/12/31-00/12/31	10/23/2000	1,438.14	36.00	1,402.14
8 00	U S TREAS BONDS FUTURES	JAN 100 CALL	86/12/31-00/12/31	1/12/2000	4,064.26	8,415.04	(3,348.78)
7 00	U S TREAS BONDS FUTURES	DEC 92 PUT	86/12/31-00/12/31	10/13/2000	3,183.77	144.41	3,039.36
30 00	U S TREAS BONDS FUTURES	DEC 94 PUT	86/12/31-00/12/31	10/13/2000	24,271.85	1,536.40	22,735.45
17 00	U S TREAS BONDS FUTURES	DEC 98 PUT	86/12/31-00/12/31	10/20/2000	7,440.04	2,310.00	5,130.04
40 00	U S TREAS BONDS FUTURES	DEC 87 PUT	86/12/31-00/12/31	10/31/2000	16,206.29	2,700.00	13,506.29
4 00	U S TREAS BONDS FUTURES	DEC 99 PUT	86/12/31-00/12/31	11/9/2000	1,948.76	1,270.00	678.76
2 00	U S TREAS NOTES 10YR FUTURES	DEC 99 PUT	86/12/31-00/12/31	11/15/2000	927.50	103.78	823.72
16 00	U S TREAS NOTES 10YR FUTURES	DEC 99 PUT	86/12/31-00/12/31	10/26/2000	2,105.00	707.52	1,397.48
2 00	U S TREAS BONDS FUTURES	DEC 99 PUT	86/12/31-00/12/31	10/30/2000	6,070.04	1,580.00	4,490.04
3 00	U S TREAS BONDS FUTURES	NOV 100 CALL	86/12/31-00/12/31	10/5/2000	1,240.00	228.78	1,011.22
7 00	U S TREAS BONDS FUTURES	NOV 100 CALL	86/12/31-00/12/31	10/6/2000	1,828.75	390.00	1,438.75
4 00	U S TREAS BONDS FUTURES	NOV 100 CALL	86/12/31-00/12/31	10/11/2000	3,556.77	2,272.50	1,284.27
4 00	U S TREAS BONDS FUTURES	NOV 100 CALL	86/12/31-00/12/31	10/13/2000	1,730.00	1,020.00	710.00
3 00	U S TREAS BONDS FUTURES	DEC 102 CALL	86/12/31-00/12/31	10/20/2000	3,820.63	1,437.52	2,383.11
28 00	U S TREAS BONDS FUTURES	DEC 102 CALL	86/12/31-00/12/31	10/23/2000	2,810.01	1,515.00	1,295.01
58 00	U S TREAS BONDS FUTURES	DEC 102 CALL	86/12/31-00/12/31	10/30/2000	18,516.26	5,380.00	13,136.26
1 00	U S TREAS BONDS FUTURES	DEC 102 CALL	86/12/31-00/12/31	10/30/2000	21,827.09	13,201.25	8,625.84
2 00	U S TREAS BONDS FUTURES	MAR 102 CALL	86/12/31-00/12/31	11/15/2000	1,416.88	864.38	552.50
1 00	U S TREAS BONDS FUTURES	MAR 102 CALL	86/12/31-00/12/31	11/17/2000	2,833.78	1,822.50	1,011.28
1 00	U S TREAS BONDS FUTURES	MAR 94 PUT	86/12/31-00/12/31	11/14/2000	541.88	238.38	303.50
3 00	U S TREAS BONDS FUTURES	MAR 94 PUT	86/12/31-00/12/31	11/14/2000	541.88	223.75	318.13
1 00	U S TREAS BONDS FUTURES	MAR 94 PUT	86/12/31-00/12/31	11/15/2000	1,810.01	924.39	885.62
3 00	U S TREAS BONDS FUTURES	MAR 94 PUT	86/12/31-00/12/31	11/22/2000	526.25	96.75	429.50
6 00	U S TREAS BONDS FUTURES	MAR 104 CALL	86/12/31-00/12/31	11/28/2000	1,406.88	286.25	1,120.63
5 00	U S TREAS BONDS FUTURES	MAR 104 CALL	86/12/31-00/12/31	11/18/2000	4,532.52	2,373.78	2,158.74
1 00	U S TREAS NOTES 5YR FUTURES	JAN 101 CALL	86/12/31-00/12/31	11/18/2000	3,878.14	2,681.25	1,196.89
4 00	U S TREAS NOTES 5YR FUTURES	JAN 101 CALL	86/12/31-00/12/31	11/30/2000	307.50	873.75	(566.25)
7 00	U S TREAS NOTES 5YR FUTURES	JAN 101 CALL	86/12/31-00/12/31	11/30/2000	1,245.83	4,020.00	(2,774.17)
8 00	EURODOLLAR MID CURVE 1YR FTRS	APR 93 5 PUT	86/12/31-00/12/31	11/30/2000	2,324.39	6,587.50	(4,273.11)
8 00	EURODOLLAR MID CURVE 1YR FTRS	APR 93 5 PUT	86/12/31-00/12/31	10/18/2000	2,160.00	4,440.00	(2,280.00)
8 00	EURODOLLAR MID CURVE 1YR FTRS	APR 93 5 PUT	86/12/31-00/12/31	10/18/2000	2,260.00	4,440.00	(2,180.00)
14 00	EURODOLLAR MID CURVE 1YR FTRS	APR 93 5 PUT	86/12/31-00/12/31	10/29/2000	3,430.00	4,315.00	(885.00)
2 00	U S TREAS BONDS FUTURES	DEC 99 PUT	86/12/31-00/12/31	11/17/2000	0.00	103.78	(103.78)
8 00	U S TREAS BONDS FUTURES	NOV 102 CALL	86/12/31-00/12/31	10/20/2000	5,335.04	0.00	5,335.04
4 00	U S TREAS BONDS FUTURES	DEC 100 CALL	86/12/31-00/12/31	11/24/2000	2,848.78	0.00	2,848.78
8 00	U S TREAS BONDS FUTURES	DEC 94 PUT	86/12/31-00/12/31	11/17/2000	835.04	0.00	835.04
50 00	U S TREAS BONDS FUTURES	NOV 97 PUT	86/12/31-00/12/31	11/24/2000	32,582.50	0.00	32,582.50
4 00	U S TREAS BONDS 5YR FUTURES	DEC 101 5 CALL	86/12/31-00/12/31	10/20/2000	1,230.00	0.00	1,230.00
2 00	U S TREAS BONDS FUTURES	DEC 98 CALL	86/12/31-00/12/31	11/17/2000	2,772.52	0.00	2,772.52
9 00	U S TREAS NOTES 5YR FUTURES	DEC 100 CALL	86/12/31-00/12/31	11/18/2000	886.26	0.00	886.26
1 00	U S TREAS BONDS FUTURES	MAR 94 PUT	86/12/31-00/12/31	11/26/2000	5,720.87	0.00	5,720.87
6 00	U S TREAS BONDS FUTURES	MAR 94 PUT	86/12/31-00/12/31	12/7/2000	354.38	36.25	318.13
16 00	U S TREAS NOTES 10YR FUTURES	MAR 99 PUT	86/12/31-00/12/31	12/6/2000	1,636.76	217.50	1,419.26
35 00	U S TREAS NOTES 10YR FUTURES	MAR 102 PUT	86/12/31-00/12/31	12/13/2000	8,045.04	1,080.00	6,965.04
11 00	U S TREAS NOTES 10YR FUTURES	MAR 102 PUT	86/12/31-00/12/31	12/18/2000	19,371.82	12,733.13	6,638.69
1 00	U S TREAS NOTES 10YR FUTURES	MAR 102 PUT	86/12/31-00/12/31	12/29/2000	5,860.83	2,878.83	2,982.00
2 00	U S TREAS NOTES 10YR FUTURES	MAR 102 PUT	86/12/31-00/12/31	12/28/2000	291.58	238.38	52.20
2 00	U S TREAS NOTES 5YR	MAR 101 CALL	86/12/31-00/12/31	12/6/2000	545.78	447.58	98.20
10 00	U S TREAS NOTES 5YR	MAR 101 CALL	86/12/31-00/12/31	12/7/2000	6,837.52	3,760.00	(3,077.52)
2 00	U S TREAS BONDS FUTURES	MAR 104 CALL	86/12/31-00/12/31	12/12/2000	1,302.50	16,436.30	(15,133.80)
9 00	U S TREAS BONDS FUTURES	MAR 104 CALL	86/12/31-00/12/31	12/28/2000	8,189.42	15,081.92	(6,892.50)

THE ROCKEFELLER FOUNDATION
EMPLOYEE ID NO 13-185628
GAIN AND LOSSES ON NONTAXABLE INVESTMENTS
FOR YEAR 2000

2 00	U S TREAS BONDS FUTURES	MAR 104 CALL	06/12/31-00/12/31	12/28/2000	1 271 26	3 853 78	(2 582 50)
3 00	U S TREAS BONDS FUTURES	MAR 104 CALL	06/12/31-00/12/31	12/28/2000	1 906 89	5 827 50	(3 920 61)
1 00	U S TREAS BONDS FUTURES	MAR 104 CALL	06/12/31-00/12/31	12/28/2000	851 25	1 956 13	(1 306 88)
10 00	U S TREAS BONDS FUTURES	JAN 102 PUT	06/12/31-00/12/31	12/15/2000	2 731 28	0 00	2 731 28
17 00	U S TREAS NOTES 3YR FUTURES	MAR 101 50 PUT	06/12/31-00/12/31	12/18/2000	7 818 15	3 272 50	4 545 65
17 00	U S TREAS NOTES 10YR FUTURES	JUN 98 CALL	06/12/31-00/12/31	5/18/2000	9 893 87	0 00	9 893 87
17 00	U S TREAS BONDS FUTURES	MAR 98 PUT	06/12/31-00/12/31	2/19/2000	87 925 48	0 00	87 925 48
17 00	U S TREAS BONDS FUTURES	MAR 95 CALL	06/12/31-00/12/31	2/18/2000	3 066 21	0 00	3 066 21
78 00	U S TREAS NOTES 3YR FUTURES	JUN 98 PUT	06/12/31-00/12/31	5/19/2000	20 561 78	0 00	20 561 78
50 00	U S TREAS BONDS FUTURES	JUN 100 CALL	06/12/31-00/12/31	5/18/2000	29 189 00	0 00	29 189 00
17 00	U S TREAS NOTES 10YR FUTURES	JUN 95 PUT	06/12/31-00/12/31	5/19/2000	8 877 48	0 00	8 877 48
2 00	U S TREAS BONDS FUTURES	JUN 98 CALL	06/12/31-00/12/31	5/19/2000	801 76	0 00	801 76
57 00	U S TREAS BONDS FUTURES	MAR 94 CALL	06/12/31-00/12/31	2/18/2000	10 334 54	0 00	10 334 54
173 00	U S TREAS BONDS FUTURES	MAR 98 CALL	06/12/31-00/12/31	2/18/2000	83 305 36	0 00	83 305 36
32 00	U S TREAS BONDS FUTURES	MAR 98 PUT	06/12/31-00/12/31	2/18/2000	8 048 91	0 00	8 048 91
19 00	U S TREAS BONDS FUTURES	MAR 88 PUT	06/12/31-00/12/31	2/18/2000	8 428 22	0 00	8 428 22
17 00	U S TREAS BONDS FUTURES	JUN 98 CALL	06/12/31-00/12/31	4/7/2000	9 960 80	31 367 38	(21 406 58)
22 00	U S TREAS BONDS FUTURES	JUN 98 CALL	06/12/31-00/12/31	3/22/2000	18 827 86	17 984 58	(1 056 70)
11 00	U S TREAS BONDS FUTURES	JUN 98 CALL	06/12/31-00/12/31	4/10/2000	5 008 55	21 343 85	(16 337 30)
51 00	EURODOLLAR FUTURES	DEC 93 5 PUT	06/12/31-00/12/31	2/8/2000	50 078 13	104 623 87	(54 747 74)
17 00	U S TREAS NOTES 10YR FUTURES	SEP 97 PUT	06/12/31-00/12/31	8/18/2000	8 550 43	0 00	8 550 43
7 00	U S TREAS BONDS FUTURES	SEP 94 PUT	06/12/31-00/12/31	8/18/2000	3 574 38	0 00	3 574 38
18 00	EURODOLLAR FUTURES	DEC 92 25 PUT	06/12/31-00/12/31	12/15/2000	8 878 34	0 00	8 878 34
32 25	U S TREAS NOTES 10YR FUTURES	JUL 102 PUT	06/12/31-00/12/31	6/23/2000	0 00	37 289 06	(37 289 06)
527 189 18	EUR PUT / USD CALL	AUG 1 0855 PUT	06/12/31-00/12/31	1/4/2000	22 933 16	15 552 37	7 380 79
168 250 70	EUR PUT / USD CALL	AUG 90 PUT	06/12/31-00/12/31	8/4/2000	7 718 28	7 718 28	0 00
957 785 84	EUR PUT / USD CALL	AUG 1 0855 PUT	06/12/31-00/12/31	8/4/2000	140 504 27	28 254 00	112 250 13

TOTAL OPTIONS	1 805,437 87	1 188 653 79	496 744 17
---------------	--------------	--------------	------------

FUTURES			
GAIN/LOSS ON FUTURES	4,233 169 86		4,233 169 86

FOREIGN CURRENCY			
GAIN/LOSS ON FOREIGN CURRENCY	47 542 522 27		47 542 522 27

TOTAL NONTAXABLE GAIN/LOSS ON INVESTMENTS	53,381,130 00	1,188,653 79	52,272,436 30
---	---------------	--------------	---------------

These items of income gain and loss are not subject to the Section 4960 tax based on IRS action on Declaration CC 1987-018 (June 29 1987) agreeing with the holding of Zamurray Foundation v U S, 733 F 2d 494 (9th Circuit, 1985). See also GCM 19538 (August 4 1986) and IRS private letter rulings 199805038 (Nov 17 1999) and 9815036 (Jan 13 1998).

THE ROCKEFELLER FOUNDATION
Employer ID No. 13-1659629
Form 990PF - 2000

DETAILS OF OTHER INCOME
(Part I - line 11)

	<u>Column a</u>	<u>Column b</u>	<u>Column c</u>	<u>Exclusion code</u>
Partnership earnings other than interest, dividends and capital gains/(losses)	-*	1,526,749		16
Less Partnership Portfolio deductions		<u>(7,490,210)</u>		
Net Partnership earnings other than interest, dividends and capital gains/(losses)		(5,963,461)	0	16
Securities lending fees	726,531	726,531	0	14
Program Related Investments Interest Income	470,571	470,571	0	14
Philanthropy workshop fee income	113,560	0	113,560	N/A
 TOTAL OTHER INCOME	 <u>\$1,310,662</u>	 <u>(\$4,766,359)</u>	 <u>\$113,560</u>	

* Otherwise reflected in Line 6 for column A purposes

THE ROCKEFELLER FOUNDATION
Employer ID No 13-1659629
Form 990PF - 2000

ANALYSIS OF OPERATING & ADMINISTRATIVE EXPENSES

	TOTAL (Column a)	Attributable To Investment Income (Column b)	Adjusted Net Income (Column c)	Disbursements For Charitable Purposes (Column d)
13 Compensation of Officers, etc (#1 C(1))	6,024,099	865,743	0	5,158,356
14 Other employee salaries and wages	8,177,351	1,046,703	0	7,130,648
15 Pension plans, employee benefits	3,988,831	310,913	0	3,677,918
16a Legal fees (#1 C(2))	1,496,000	241,106	0	1,254,893
b Accounting fees (#1 C(2))	154,925	68,950	0	85,975
c Other professional fees (#1 C(2))				
Consultants	2,447,946	20,197	113,560	2,314,189
Custodial & Investment Management fees	14,901,179	13,815,750	0	0
Subtotal (line 16c)	17,349,125	13,835,947	113,560	2,314,189
17 Interest on Bonds Payable (see Attachment #1 F)	1,159,875	25,169	0	1,134,706
18 Taxes				
2000 Federal excise tax payments	3,537,444	0	0	0
UBIT Taxes-other states	7,664	0	0	0
UBIT Taxes-Federal	107,787	0	0	0
UBIT Taxes-NYS	682	0	0	0
Penalties and Interest	3,832	0	0	0
Subtotal (line 18)	3,657,409	0	0	0
19 Depreciation and depletion (#1 C(3))	1,267,416	227,426	0	0
20 Occupancy	2,367,647	308,287	0	2,059,360
21 Travel, conferences & meetings	3,200,420	114,102	0	3,086,318
22 Printing & publications	1,057,945	19,881	0	1,038,064
23 Other expenses				
F&E-related	3,037,265	408,238	0	2,629,027
Sundries	1,394,096	68,973	0	1,325,123
Office Expenses	745,960	50,222	0	695,738
* Refund of prior year expenses	0	0	0	126,414
Subtotal (line 23)	5,177,321	527,433	0	4,776,302
24 Total operating and administrative expenses	55,078,364	17,591,660	113,560	31,716,729
25 Contributions, gifts, grants paid (#2.A)	161,879,217	0	0	163,391,841
26 TOTAL EXPENSES AND DISBURSEMENTS	216,957,581	17,591,660	113,560	195,108,570

* Refund of amounts (that were netted against payments above) treated as qualifying distributions in prior years after December 31, 1969

THE ROCKEFELLER FOUNDATION

Employer ID No 13-1659629

Form 990-PF 2000

Part VIII, Line 1 - Information About Officers, Directors, Trustees, etc

Attachment #1 C(1)

Note No Trustee or officer of the Foundation is related by blood, marriage, adoption or employment to any person who is a substantial contributor to the foundation, or to a corporation controlled by such contributor

Trustees

Time devoted to position - average of two hours per week, primarily in preparation for and in attendance at board meetings Compensation (Column (c)) represents annual honoraria and board meeting fees Column (d) represents deferred compensation (Sec 457) only Expense account and other allowances (Column (e)) represents spouse travel

(a) Name	(c) Compensation	(d) Deferred compensation	(e) Expense account, other allowances
Bhatt, Ela R.	9,000		
Bowman, Robert A	5,750		
Cole, Johnnetta B	9,000	600	2,212
Conway, Gordon	-		
de Ferranti, David	4,875	1,625	
Foege, William	7,500		
Gould, Stephen J	6,000		
Hernandez, Antonia	9,500		589
Hill, Linda A	7,500		9,051
Ilchman, Alice Stone	10,000		634
Lawrence, David M	10,000		580
Ma, Yo-Yo	7,500		
Mathews, Jessica T	6,000		
Orr, III, James F	10,000		384
Ramphele, Mamphela	6,250		
Umana, Alvaro	9,500		2,099

Non-Trustee Finance Committee Members

Druker, Myra R	9,000		
Hoagland, Laurie	7,500		
Subtotal	134,875	2,225	15,548

THE ROCKEFELLER FOUNDATION

Employer ID No 13-1659629

Form 990-PF 2000

Part VIII, Line 1 - Information About Officers, Directors, Trustees, etc

Attachment #1 C(1)

Corporate and Administrative Officers and Managers

Full-time (average of forty-five hours per week) devoted to position Compensation represents salaries, bonuses, vacation and severance pay Column (d) includes one or more of the following employer cost of medical, dental, life, disability and accident insurance, TransitCheks, employer contribution to the Retirement Savings Plan and for Social Security and Medicare taxes Column (d) does not include the value of incremental accruals under the qualified defined benefit plan (Retirement Income Plan) Expense account and other allowances (Column (e)) includes spouse travel and moving expenses

(a) Name	(b) Title	(c) Compensation	(d) Contributions to employee benefit plans	(e) Expense account, other allowances
Conway, Gordon	President	550,951	84,113	-
Chen, Lincoln	Executive Vice President	456,457	59,413	-
Herd, Robert W	Vice President	271,250	46,903	-
Gray-Felder, Denise A	Vice President	238,481	54,384	-
Mullen, Lynda	Corporate Secretary	134,960	30,880	-
Giacometti, Robert J	Director, Human Resources	135,292	38,050	-
Ferns Sally (thru 4/30/00)	Director for Administration	58,820	17,119	-
Lang, Charles J	Comptroller	141,778	31,005	-
Wolf, Rosalie J (thru 6/30/00)	Treasurer and Chief Investment Officer	397,936	42,961	-
Dean, Donna J	Assistant Treasurer and Director of Investments (Acting Chief Investment Officer from 7/1/00)	317,005	40,347	-
Callanan, Laura	Associate Director of Investments	150,802	33,908	-
Polk, Karen (thru 8/16/00)	Associate Director Communications Office	42,201	10,450	-
	Subtotal	2,895,932	489,533	-

THE ROCKEFELLER FOUNDATION

Employer ID No 13-1659629

Form 990-PF 2000

Part VIII, Line 1 - Information About Officers, Directors, Trustees, etc.

Attachment #1 C(1)

Program Officers

Full-time (average of forty-five hours per week) devoted to position Compensation represents salaries, bonuses, vacation and severance pay Column (d) includes one or more of the following employer cost of medical, dental, life, disability and accident insurance, TransitCheks, employer contribution to the Retirement Savings Plan and for Social Security and Medicare taxes Column (d) does not include the value of incremental accruals under the qualified defined benefit plan (Retirement Income Plan) Expense account and other allowances (Column (e)) includes spouse travel and moving expenses

(a) Theme	(b) Title	(c) Compensation	(d) Contributions to employee benefit plans	(e) Expense account, other allowances
<u>African Regional Program</u>				
Moock, Joyce L.	Associate Vice President	148,633	40,153	-
Mbacke, Cheikh	Director	118,313	25,878	15,694
<u>Food Security</u>				
Toenniessen, Gary H	Director	179,250	44,813	-
<u>Creativity & Culture</u>				
Szwaja, Lynn A	Acting Director	122,098	40,221	2,000
Ybarra-Frausto, Tomas	Associate Director	119,182	29,065	-
Shigekawa, Joan A	Associate Director	117,395	27,380	-
<u>Communication for Social Change</u>				
Soule, George D	Associate Director	97,991	34,131	-
Oliver, Andre C (from 6/5/00)	Associate Director	62,758	14,807	-
Byrd, Brian I	Assistant Director	74,569	20,632	-
<u>Working Communities</u>				
Lopez, Julia	Director	187,247	31,387	-
Bach, Robert (from 6/05/00)	Deputy Director	79,785	22,471	12,000
Biemann, Elisabeth	Assistant Director	90,933	39,269	-
Hewitt, Chet	Assistant Director	136,013	26,133	-
Jimenez, Martha	Assistant Director	83,563	26,178	-
McFate, Katherine M	Associate Director	114,500	22,473	-
Cunningham, Dayna	Associate Director	118,171	31,252	-
Frelow, Fredrick (from 9/25/00)	Associate Director	30,310	7,379	-

Program Officers (continued)

THE ROCKEFELLER FOUNDATION

Employer ID No. 13-1659629

Form 990-PF 2000

Part VIII, Line 1 - Information About Officers, Directors, Trustees, etc

Attachment #1 C(1)

Global Inclusion Program

Sechler, Susan	Director	185,875	35,984	
Maughan, Janet (from 7/5/00)	Associate Director	57,680	11,172	
Someshwar, Shiv	Assistant Director	93,564	38,353	1,300
Manikkalingam, Ram (from 5/2/00)	Assistant Director	57,261	18,834	

Health Equity

Evans, Timothy G	Director	180,296	32,765	-
Hughes, Jane	Associate Director	118,295	33,562	
Macfarlane, Sarah B	Associate Director	109,500	20,128	-
Pablos-Mendez, Ariel	Associate Director	106,100	35,169	-
So, Anthony D	Associate Director	109,633	25,869	-

Private-Public Partnerships

Khor, Jacqueline L.	Assistant Director	94,375	39,535	
---------------------	--------------------	--------	--------	--

Subtotal.	2,993,291	774,994	30,994
Grand Total.	6,024,099	1,266,752	46,542

THE ROCKEFELLER FOUNDATION
Employer ID No 13-1659629
Form 990PF - 2000

DETAILS OF PROFESSIONAL FEES

	TOTAL (Column a)	ATTRIBUTABLE TO INVESTMENT INCOME (Column b)	Adjusted Net Income (Column c)	DISBURSEMENTS FOR CHARITABLE PURPOSES (Column d)
LEGAL FEES				
Patterson, Belknap, Webb & Tyler	1,264,754	22,578		1,242,176
Paul, Weiss, Rifkind, Wharton	102,454	102,454		0
Mayer, Brown & Platt	20,122	20,122		0
Debevoise & Plimpton	74,735	74,735		0
Cooley, Godward LLP	10,692	10,692		0
Battle Fowler	9,533	0		9,533
Fragomen, Del Rey, Bernsen & Loewy, PC	3,185	0		3,185
Testa, Hurwitz & Thibault	10,681	10,681		0
Firms (under \$500 each)	(156)	(156)		0
Total legal fees	<u>1,496,000</u>	<u>241,106</u>	<u>0</u>	<u>1,254,893</u>
ACCOUNTING FEES				
Ernst & Young LLP	154,925	68,950		85,975
	<u>154,925</u>	<u>68,950</u>	<u>0</u>	<u>85,975</u>
OTHER PROFESSIONAL FEES				
Consultants	2,447,946	20,197	113,560 00	2,314,189
Custodians & Investment Managers	14,901,179	13,815,750	0	0
Total other professional fees	<u>17,349,125</u>	<u>13,835,947</u>	<u>113,560 00</u>	<u>2,314,189</u>

THE ROCKEFELLER FOUNDATION

Employer ID No 13-1659629

Form 990PF - 2000

DEPRECIABLE ASSETS and DEPRECIATION EXPENSE

	Book Value on 1/1/00	Allocation Adjustment	Additions	Depreciation	Book Value on 12/31/00	Market Value Adjustment*	Fair Market Value on 12/31/00
Depreciable assets held for charitable puposes (See page 2)							
<u>New York Office.</u>							
Furniture & Equipment	1,034,385	55,228	374,223	(296,249)	1,164,071	0	1,164,071
Building - 420 5th Avenue	22,996,235	1,327,054	1,015,806	(743,741)	24,595,356	13,310,187	37,905,543
<u>Bellagio, Italy</u>							
Land & Buildings (at nominal amount)	1		0	0	1	0	1
Subtotal	24,030,621	1,382,282	1,390,029	(1,039,990)	25,759,429	13,310,187	39,069,616
Depreciable assets held for investment purposes (Part X, line 1 C)	1,398,608	(1,382,282)	1,707,773	(227,426)	1,500,190	0	1,500,190
TOTAL (Part II, line 14)	\$25,429,229	\$0	\$3,097,802	(\$1,267,416)	\$27,259,619	\$13,310,187	\$40,569,806

* Appraisal performed as of June 30, 1999

THE ROCKEFELLER FOUNDATION

Employer ID No 13-1659629

Form 990PF - 2000

DEPRECIABLE ASSETS HELD FOR CHARITABLE PURPOSES

Description of Property		Date acquired	Basis (cost)	Allocation Adjustment	Depreciation allowed or allowable in earlier years	Life o rate	Deduction for this year*	Book Value on 12/31/00
Computer hardware & software	***	1995	106,264	0	95,642	5	10,622	0
		1996	47,060	0	35,470	5	9,130	2,460
		1997	50,557	0	29,130	5	10,173	11,253
		1998	46,648	0	10,795	5	9,387	26,465
		1999	23,652	0	3,423	5	4,760	15,469
		2000	12,444	0	0	5	1,870	10,574
Equipment		1997	12,433	0	7,107	5	2,502	2,824
		1998	29,234	0	8,801	5	5,883	14,550
		1999	63,011	0	5,800	5	12,680	44,531
		2000	179,022	0	0	5	16,269	162,754
Furniture & Fixtures		1994	1,852,127	17,654	1,068,638	10	185,850	615,293
	***	1994	3,544	39	1,777	10	356	1,451
		1995	66,249	725	33,239	10	6,648	27,086
		1996	8,199	105	3,291	10	823	4,191
		1997	1,092	17	260	10	110	739
		1998	64,458	1,137	9,196	10	6,486	49,913
		1999	4,816	90	442	10	485	3,978
		2000	182,756	0	0	10	12,217	170,539
Building - 420 5th Avenue		1994	26,446,536	512,278	3,390,909	45	589,723	22,978,181
	***	1994	348,329	6,856	38,835	45	7,767	308,583
		1995	262,842	5,173	29,303	45	5,861	232,852
	****	1995	10,571	212	942	45	236	9,605
		1996	47,236	949	4,213	45	1,053	42,919
		1997	31,291	650	1,660	45	700	29,582
		1998	41,256	872	1,379	45	922	39,826
		1999	74,533	1,610	661	45	1,667	73,815
		2000	1,015,806	0	0	5	135,812	879,994
TOTAL			\$31,031,965	\$548,368	\$4,780,914		\$1,039,990	\$25,759,428

THE ROCKEFELLER FOUNDATION
Employer ID No. 13-1659629
Form 990PF - 2000

DEPRECIABLE ASSETS HELD FOR INVESTMENT PURPOSES

Description of Property		Date acquired	Basis (cost)	Allocation Adjustment	Depreciation allowed		Deduction for this year*	Book Value on 12/31/00
					or allowable in earlier years	Life o rate		
Computer hardware & software	***	1995	2,357	0	1,786	5	571	(0)
		1996	1,044	0	662	5	171	211
		1997	1,121	0	544	5	190	387
		1998	1,035	0	202	5	175	658
		1999	525	0	64	5	89	372
		2000	276	0	0	5	35	241
Equipment		1997	276	0	133	5	47	96
		1998	648	0	164	5	110	374
		1999	1,398	0	108	5	237	1,053
		2000	3,971	0	0	5	304	3,667
Furniture & Fixtures		1994	41,083	(17,654)	19,958	10	3,471	0
	***	1994	79	(39)	33	10	7	0
		1995	1,469	(725)	621	10	124	0
		1996	182	(105)	61	10	15	0
		1997	24	(17)	5	10	2	0
		1998	1,430	(1,137)	172	10	121	(0)
		1999	107	(90)	8	10	9	0
		2000	259,753	0	0	10	17,364	242,389
Building - 420 5th Avenue		1994	586,619	(512,278)	63,328	45	11,014	0
	***	1994	7,726	(6,856)	725	45	145	0
		1995	5,830	(5,173)	547	45	109	(0)
	****	1995	234	(212)	18	45	4	0
		1996	1,048	(949)	79	45	20	(0)
		1997	694	(650)	31	45	13	(0)
		1998	915	(872)	26	45	17	0
		1999	1,653	(1,610)	12	45	31	(0)
		2000	1,443,773	0	0	5	193,030	1,250,743
TOTAL			<u>\$2,365,271</u>	<u>(\$548,368)</u>	<u>\$89,287</u>		<u>\$227,426</u>	<u>\$1,500,190</u>

* Computed on the straight-line method

*** Included as asset purchase in 1994, to be depreciated starting in 1995

**** Included as an asset purchase in 1995, to be depreciated starting in 1996

THE ROCKEFELLER FOUNDATION
EMPLOYER ID No. 13-1659629
Form 990PF - 2000

SUMMARY OF THE FOUR LARGEST DIRECT CHARITABLE ACTIVITIES

Bellagio Study and Conference Center - \$7,714,011

The Center, located on Lake Como in Northern Italy had operating expenses of \$2,151,148 in 2000. The Center hosts conferences that focus on topics of international importance, with some preference given to applications relating to the Foundation's program areas. In 2000, the Center hosted 29 conferences with a total of 601 participants; 70 percent of the conferees were from outside the United States and 26 percent were from developing countries. In addition, the Center offers month-long residencies to scholars, writers, artists, and composers. In 2000, the Center hosted 149 individual residents, 45 percent of whom were from outside the U.S. and 14 percent from developing countries. The Center's third program, team residencies, was restricted in 2000 because of restoration of the facilities, and accommodated 49 team residents, 76 percent of whom were from outside the U.S. and 43 percent from developing countries. A listing of 2000 conferences, teams, and individual residents is attached.

In addition to the Center's operating expenses, the following expenses were incurred in furtherance of the programs:

\$5,005,839 was expended for restoration of the Frati, a historic landmark building on the Center's property. The Frati is one of the finest examples of a 17th-century Capuchin monastery with a cloister still existing. It will be used for small workshops and teams.

The Bellagio Center Office in New York had operating expenses of \$557,024 in 2000. This Office is responsible for soliciting proposals and managing their review and disposition; assessment of needs of the program as a whole, drafting policy for consideration by the Bellagio Committee; working with users to maximize their use of the Center in flexible and innovative ways, and regular communication and information exchange with the Bellagio Center, Italy.

Global Alliance for TB Drug Development - \$1,361,215

The Foundation created and launched a new entity, the Global Alliance for TB Drug Development (GATB). GATB is a not-for-profit venture designed to accelerate the discovery and development of new drugs to fight tuberculosis - a disease that has re-emerged in an explosive collision with HIV/AIDS and currently is the leading killer of

THE ROCKEFELLER FOUNDATION
EMPLOYER ID No. 13-1659629
Form 990PF - 2000

SUMMARY OF THE FOUR LARGEST DIRECT CHARITABLE ACTIVITIES
(continued)

young and middle-aged adults worldwide. Today's treatment takes at least six months and requires infrastructure and managerial skills that are lacking in the poorest areas of the world, those most stricken by TB. Only 21 percent of patients receive appropriate treatment and up to half of those treated do not complete the treatment regimen, fostering the development of multi-drug resistance. Since TB drugs would not have a market in industrialized countries, where the disease is blessedly now rare, the private sector has tended to avoid the field, even though basic scientific advancements hold out great promise. GATB works to close this gap by outsourcing projects to public and private partners.

Establishing the new organization involved engaging a consultant (who became GATB's first director), a management consulting group, and a public relations agency. Having access to these consultants enabled the Foundation to create the new entity in a very short time - indeed the new organization received \$4.5 million in a direct grant from the Foundation before the end of the year. GATB has a scientific advisory committee that surveys the universe of TB drug development and recommends where the organization can help move a drug candidate towards registration and use in therapy. The officers estimate that over the next five years GATB will become self-sustaining (it already is receiving support from the Gates Foundation) and that over the next 15 years it will spend \$500 million on efforts to fight the disease.

GATB is now providing staged funding, expert scientific and management guidance, and limited infrastructure support to TB drug development projects to produce a new treatment that would be affordable and accessible to the poorest people in the world.

Next Generation Leadership - \$1,002,152

The Next Generation Leadership fellowship program (NGL) is a leadership and networking program committed to strengthening American democracy. The two-year program's mission is to create a diverse inter-sectoral network of leaders, develop problem-solving models and identify solutions to the social, economic and technological disparities that threaten democracy. During their first year, Fellows engage in an intensive, four-week analytical and experimental curriculum focused upon the principles

THE ROCKEFELLER FOUNDATION
EMPLOYER ID No. 13-1659629
Form 990PF - 2000

SUMMARY OF THE FOUR LARGEST DIRECT CHARITABLE ACTIVITIES
(continued)

of equity, inclusion and justice. In the second year, Fellows are expected to apply their problem-solving skills to develop change strategies and to strengthen their respective constituencies. Grants are available from an innovation fund for work on solving complex issues facing American democracy.

Global Dialogue on Plant Biotechnology - \$870,849

The purpose of this initiative is to broaden the public understanding from an exclusive focus on agricultural biotechnology to include concerns about meeting the demands of global food security more generally. The RF will use its comparative advantage in biotechnology knowledge to emphasize the importance of broad participation in a non-partisan, neutral and informed process that offers a good opportunity to show how to make globalization work for everyone.

THE ROCKEFELLER FOUNDATION
EMPLOYER ID No. 13-1659629
Form 990PF - 2000

Bellagio Study and Conference Center
International Conferences - 2000

2000 Years Transmission of Mathematical Ideas: From Late Babylonian to Early Renaissance Science - *Dr Joseph W Dauben, Professor of History and History of Science, Graduate Center, CUNY, New York and Yvonne Dold-Samplonius, University of Heidelberg* (April 3 to 8)

AIDS Exploration - *Ariel Pablos-Mendez, Associate Director, Health Equity, Rockefeller Foundation* (October 16 to 20)

Altruism and Imperialism: Western Religious and Cultural Missions to the Middle East - *Dr Reeva S Simon, Assistant Director, and Eleanor H Tejirian, both of the , Middle East Institute, Columbia University* (August 28 to September 1)

American Forms, Global Forums - *Dr Djelal Kadir, Edwin Erle Sparks Professor of Comparative Literature, Penn State University* (May 29 to June 2)

Building a Community to Foster New Approaches to the Study of Genes, Brain and Behavior with Honey Bees - *Dr Gene E Robinson, Professor of Entomology and Neuroscience, University of Illinois, Urban* (June 26 to 30)

Building a Peoples' Movement for Global Democracy - *Carolyn Deere, Warren Weaver Fellow, and Susan Sechler, Director, both of Global Inclusion, Rockefeller Foundation* (May 15 to 19)

Capturing the Value of Forest Carbon for Sustainable Local Livelihoods - *Dr Sara J Scherr, Visiting Fellow, Agricultural and Resource Economics Department, University of Maryland, College Park, College Park and Ramon Lopez, University of Maryland, College Park and Jeff Sayer and Joyotee Smith, both of CIFOR* (February 14 to 18)

The Changing Landscape of the Welfare State: Implications for the Future of Social Protection - *Dr Neil Gilbert, Chernin Professor of Social Welfare, University of California, Berkeley* (August 7 to 11)

Consensus and Commitment around the Adolescent Component of the Future Global Agenda for Youth - *Bruce Dick, Senior Advisor, Youth Health, UNICEF, New York* (February 21 to 25)

Consultation in Preparation for the United Nations World Conference on Racism. - *Dr Gay Macdougall, Executive Director, International Human Rights Law Group, Washington, DC, and Dayna Cunningham, Associate Director, Working Communities, Rockefeller Foundation* (January 24 to 28)

Democracy and Inclusion of the Disenfranchised at the Local Level in Politics and Schoolsol Reform - *Dr Marilyn Gittell, Professor of Political Science, and Director, Howard Samuels State Management and Policy Center, Graduate School and University Center, CUNY, New York and Ms Dayna Cunningham, Associate Director, Working Communities, Rockefeller Foundation* (October 30 to November 3)

THE ROCKEFELLER FOUNDATION
EMPLOYER ID No. 13-1659629
Form 990PF - 2000

Bellagio Study and Conference Center
International Conferences - 2000

Developing Efficient and Equitable Health Sector Strategies - Dr Margaret Whitehead,
Professor of Public Health, University of Liverpool (July 3 to 7)

Economic Integration and Inequality in the Global Economy - Dr Katherine McFate,
Associate Director, Working Communities, Rockefeller Foundation (June 19 to 23)

Feminism and the Shifting Boundaries of Public and Private - Dr Joan W Scott, Harold F
Linder Professor of Social Science, and Debra A Keates, both of the Institute for Advanced
Study, Princeton (December 4 to 8)

Gentes, Kings and Kingdoms: The Emergence of States (300-800) - Dr Walter Pohl,
Director, Forschungsstelle für Geschichte des Mittelalters, Österreichische Akademie der
Wissenschaften, Vienna, Austria (December 11 to 15)

Globalization and Value Chain Research - Prof Gary Gereffi, Professor of Sociology, Duke
University and Dr Katherine McFate, Associate Director, Working Communities, Rockefeller
Foundation (September 25 to 29)

Household-centered Environmental Sanitation - Dr Roland Schertenleib, Director, SANDEC,
EAWAG, Duebendorf, Switzerland (January 31 to February 4)

Improving Research and Knowledge on Social Development in International Organizations
- Mr Thandika Mkandawire, Director, United Nations Research Institute for Social
Development, Geneva (November 6 to 10)

Intellectual Property and Global Biotechnology - Mr John H Barton, Professor, Stanford
Law School, and Dr Joseph Straus, Max Planck Institute for Foreign and International Patent,
Copyright, and Competition Law (March 27 to 31)

Leaving No Child Behind in the Third Millennium - Ms Marian Wright Edelman, President,
Children's Defense Fund, Washington, DC (April 25 to 29)

Population and Reproductive Health: The Way Forward for the Rockefeller Foundation -
Lincoln Chen, Executive Vice President for Strategy, Rockefeller Foundation (April 3 to 7)

Progressive Government: Coming to Terms with the Global Knowledge Society - Matthew
Taylor, Director, Institute for Public Policy Research, London, and Gordon Conway, President,
Rockefeller Foundation (March 17 to 20)

Promoting Socioeconomic Security - Guy Standing, International Labour Organization, and
Katherine McFate, Associate Director, Working Communities, Rockefeller Foundation (April 30
to May 4)

THE ROCKEFELLER FOUNDATION
EMPLOYER ID No. 13-1659629
Form 990PF - 2000

Bellagio Study and Conference Center
International Conferences - 2000

Realities and New Approaches: Development Communication in the 21st Century – *Denise Gray-Felder, Vice President for Administration and Communications, Rockefeller Foundation*
(October 9 to 14)

Reflections on Global Institutions for Environment and Development - *Dr Julia M Lefevre, Executive Director, LEAD International, New York* (July 10 to 14)

Strategic Planning Meeting of the Caribbean Publishers Network - *Mr Ian Lucein Randle, Chairman, Caribbean Publishers Network, Kingston, Jamaica* (November 13 to 17)

Toward a Global Environmental Organization - *Dr Daniel C Esty, Director, Yale Center for Environmental Law and Policy, New Haven* (September 18 to 22)

Toward a Global History of Contemporary Women's Movements - *Dr Linda Gordon, Professor of History, New York University* (June 5 to 9)

Transnational Moments of Change in Postwar Europe - *Dr Padraic J Kenney, Associate Professor of History, University of Colorado, Boulder, and Gerd-Rainer Horn, Western Oregon University* (October 2 to 6)

THE ROCKEFELLER FOUNDATION
EMPLOYER ID No. 13-1659629
Form 990PF - 2000

Bellagio Study and Conference Center
Team Residencies - 2000

"Operationalizing Cairo and Beijing: A Training Initiative in Gender and Reproductive Health" - *Ms Jane Cottingham, Technical Officer, Women's Perspectives and Gender Issues, Special Programme of Research, Department of Reproductive Health and Research, World Health Organization, Geneva 27 (May 1 to 5)*

"Europe and the United States: Comparative Ethnic Literatures, Cultures, and Politics" - *Dr Alfred Hornung, Professor of English and American Studies, Johannes Gutenberg-Universitat Mainz, Mainz (February 9 to 15)*

"Resourcing Public Health" - *Sarah B Macfarlane, Rockefeller Foundation, New York (May 1 to 5)*

"Health Maps: A Global Network for Control of Snail-Borne Disease Using Satellite Surveillance and Geographic Information Systems" - *Dr John B Malone Jr, Professor of Veterinary Microbiology and Parasitology, Louisiana State University, Baton Rouge (April 10 to 14)*

"Sound of Falling Light" - *Mr Chris Millado, Playwright and Director, Tanghalang Pilipino, Pasay City (November 24 to December 15)*

"Charting a Global Course for Medical Abortion: New Drugs, Best Practices and Appropriate Policies" - *Beverly Winikoff M D, Director, Reproductive Health, Population Council, New York (June 12 to 16)*

THE ROCKEFELLER FOUNDATION
EMPLOYER ID No. 13-1659629
Form 990PF - 2000

Bellagio Study and Conference Center
Individual, Collaborative, and Parallel Residents - 2000

Dr. Elizabeth Abel (United States), Associate Professor of English, University of California, Berkeley - *a manuscript, "Signs of the Times The Visual Politics of Jim Crow"*

Dr. Jose Antonio Aguilar Rivera (Mexico), Professor of Political Science, Centro de Investigacion y Docencia Economicas, Mexico City - *a manuscript, "The Sound & the Fury Essays on the Multicultural Persuasion in Mexico and the United States"*

Dr. Aziz Al-Azmeh (United Kingdom), Professor, Department of Near East Languages, Columbia University, New York - *a project, "Mapping the Gaze Considerations from the History of Arab Civilization" (with Nadia Al-Bagdadi)*

Dr. Nadia Al-Bagdadi (Germany), Postdoctoral Research Fellow, Center for Behavioral Research, American University of Beirut, Lebanon - *a project, "Mapping the Gaze Considerations from the History of Arab Civilization" (with Aziz Al-Azmeh)*

Michael H. Alderman M.D. (United States), Professor of Medicine and Epidemiology and Social Medicine, Albert Einstein College of Medicine, New York - *an assessment of SPARC (Sickness Prevention Achieved through Regional Collaboration)*

Dr. Ginanasigiamony Aloysius (India), Visiting Fellow, Centre for Social Studies, South Gujarat University Campus, New Delhi - *a study, "Nationalism as Social Democracy in India"*

Dr. Carol Becker (United States), Dean of Faculty and Professor of Liberal Arts, School of the Art Institute of Chicago - *a new book of essays, "Surpassing the Spectacle Global Transformations and the Changing Cultural Politics of Art"*

Ms. Jill Bedgood (United States), Artist, Austin, Texas - *artwork, "Janus at the Threshold The Ethics of Architecture and the Architecture of Ethics" (with Beverly Penn)*

Ms. Lorna R. Bieber (United States), Photographer, New York - *a photo series, "Homes and Offices"*

Dr. D. Caroline Blanchard (United States), Professor of Genetics, John A Burns School of Medicine, University of Hawaii at Manoa - *a manuscript, "Aggression and Defense in Mammals"*

Dr. Eckart Boege (Mexico), Professor of Anthropology, Instituto Nacional de Antropologia e Historia, Xalapa, Mexico - *a study, "Conservation of Biodiversity through Ecodevelopment Lessons Learnt from Peasant and Indigenous Population around Protected Areas in Southern Mexico"*

Dr. Elena V. Boikova (Russia), Senior Researcher, Institute of Oriental Studies, Russian Academy of Sciences, Moscow - *a study, "Russian Military Expeditions to Mongolia A Contribution to Mongolian Studies"*

THE ROCKEFELLER FOUNDATION
EMPLOYER ID No. 13-1659629
Form 990PF - 2000

Bellagio Study and Conference Center
Individual, Collaborative, and Parallel Residents - 2000

Dr. Nikolai Nikolaevich Bolkhovitinov (Russia), Director, Center for North American Studies, Russian Academy of Sciences, Moscow - *an article, "Mikhail Karpovich, George Vernadsky, Mikhail Florinsky and the Formation of Russian Studies in the United States"*

Dr. John M. Bowers (United States), Professor and Chair, Department of English, University of Nevada, Las Vegas - *a manuscript, "Chaucer and Langland The Antagonistic Tradition, 1360-1550"*

Dr. Rexford G. Brown (United States), Executive Director, Urban Learning Community, Denver - *a manuscript, "Full Moon over Middle School Adventures of a Charter School Founder"*

Dr. Lief H. Carter (United States), McHugh Family Distinguished Professor, Department of Political Science, Colorado College, Colorado Springs - *a manuscript, "Liberal Politics as Play"*

Dr. C. Sue Carter (United States), Co-director, Center for Developmental Psychobiology, University of Illinois, Chicago - *a manuscript, "Is There a Neurobiology of Love?" (with Stephen W Porges and Kerstin Uvnas-Moberg)*

Ms. Elaine McEwan Carty (Canada), Professor of Nursing, University of British Columbia Vancouver - *a manuscript, "Women, Disability and the Experience of Childbirth and Parenting"*

Ms. Josely Carvalho (United States), Artist, New York - *a media/installation project, "The Book of Roofs"*

Dr. Dianne L. Chambless (United States), Distinguished Professor of Psychology, University of North Carolina, Chapel Hill - *a study, "Avoidant Personality Disorder Meaningful Diagnosis or Useless Duplication?" (with Thomas Fydrich)*

Mr. Oscar G. Chase (United States), Vice Dean and Professor of Law, New York University School of Law - *a book-length exploration of the relationship between a society's culture and its dispute processing institutions*

Ms. Laurel Chiten (United States), Independent Filmmaker, Somerville, Massachusetts - *a feature-length non-fiction film, "Touched by an Alien"*

Dr. Kenton J. Clymer (United States), Professor of History, University of Texas, El Paso - *a manuscript, "The United States and Cambodia A History"*

Dr. Richard Crawford (United States), Glenn McGeoch Collegiate Professor of Music, University of Michigan, Ann Arbor - *a study of the life and music of George Gershwin*

Dr. Joseph Dan (Israel), Gershom Scholem Professor of Kabbalah, Department of Jewish Thought, Hebrew University, Jerusalem - *a study, "The Language of the Mystics The Problem"*

THE ROCKEFELLER FOUNDATION
EMPLOYER ID No. 13-1659629
Form 990PF - 2000

Bellagio Study and Conference Center
Individual, Collaborative, and Parallel Residents - 2000

Dr. Richard Danielpour (United States), Composition Faculty, Manhattan School of Music, New York - *a music composition, "Margaret Garner Opera in Two Acts," and a cello concerto, "Silk Road"*

Dr. Vrinda Datta (India), Reader (Associate Professor), Unit for Child and Youth Research, Tata Institute of Social Sciences, Mumbai, India - *a manuscript, "Day Care Provision for Young Children in India Problems and Prospects" (with Rajani Konantambigi)*

Dr. Robert Charles Davis (United States), Associate Professor of History, Ohio State University, Columbus - *a study, "The Italian Experience of Enslavement in the Early-Modern Era"*

Dr. Daniel Dayan (France), Fellow, Media-Anthropology, Centre National de la Recherche Scientifique, Paris - *a study, "The New Experience in Media The Emergence of a Culture of Saturation, Speed & Simultaneity" (with Todd Gulin)*

Ms. Diana de Solares (Guatemala), Artist, Guatemala City, Guatemala - *artwork, "The Mask is the Meaning"*

Dr. Vishakha N. Desai (United States), Vice President for Cultural Programs and Director of the Galleries, Asia Society, New York - *a book about the 20th century arts in Asia (with Apinan Poshyananda)*

Dr. Kathleen M. DeWalt (United States), Professor of Anthropology and Public Health and Associate Dean for Graduate Studies and Research, University of Pittsburgh - *a manuscript, "Becoming a 'Socia' Cassava Processing, Women's Social Power and Child Welfare in Manabi, Ecuador"*

Dr. Kui Dong (United States), Assistant Professor of Music, Dartmouth College - *a music composition, "Floating Moon," for a mixed ensemble of Chinese and classical instruments*

Dr. Ina Druviete (Latvia), Professor, Latvian Language Institute, University of Latvia, Riga - *a study, "Minority Language Rights in Multilingual Regions"*

Dr. Steven C. Dubin (United States), Director, Media, Society and the Arts Program, State University of New York, Purchase - *a study, "Bones of Contention The African Burial Ground and the Politics of Memory"*

Charles J. Epstein M.D. (United States), Professor of Pediatrics, University of California, San Francisco - *a manuscript, "Is Genetics Becoming Dangerous to Society"*

Dr. Myron Essex (United States), Lasker Professor of Health Sciences and Chair, Harvard AIDS Institute, Harvard School of Public Health - *a revised edition of a book on AIDS in Africa (with Souleymane Mboup)*

Ms. Inci Eviner (Turkey), Artist, Istanbul, Turkey - *artwork, "Envy and Tenderness"*

THE ROCKEFELLER FOUNDATION

EMPLOYER ID No. 13-1659629

Form 990PF - 2000

**Bellagio Study and Conference Center
Individual, Collaborative, and Parallel Residents – 2000**

Dr. B. H. Fairchild (United States), Professor of English, California State University, San Bernardino - *a collection of poems, "Rave On"*

Dr. John C. Fletcher (United States), Professor Emeritus of Biomedical Ethics, University of Virginia School of Medicine, Charlottesville - *a manuscript, "Genetics, Ethics, and Society Global Trends" (with Dorothy C. Wertz)*

Dr. Keith Forster (Australia), Senior Lecturer, School of Humanities, Media and Asian Studies, Southern Cross University, Lismore - *a study, "The Economic and Social Dimensions of Reform in a Chinese Province The Case of Zhejiang"*

Dr. Lynn Freed (United States), Writer, Sonoma, California - *a novel, "House of Women"*

Dr. Robert L. Fried (United States), Associate Professor of Education, Northeastern University, Boston - *a manuscript, "The Passionate Learner Engaging All of Our Children in the Power of Discovery"*

Dr. Thomas Fydrich (Germany), Privat-Dozent (Associate Professor), Institute of Psychology, University of Heidelberg - *a study, "Avoidant Personality Disorder Meaningful Diagnosis or Useless Duplication?" (with Dianne L. Chambless)*

Dr. Joseph Gal (United States), Professor of Medicine, Pharmacology, and Pathology, University of Colorado School of Medicine, Denver - *a study, "Problems of Nomenclature and Terminology in Stereochemistry The Use and Misuse of the Term 'Chiral'"*

Dr. Allon Gal (Israel), Professor of History, Ben-Gurion University of the Negev - *two studies, "West of Zion A Comparative Study of American and European Zionism" and "Modern Jewish Nationalism The Geo-Political Dimensions"*

Ms. Sally Gall (United States), Artist, New York - *artwork about humanity's relationship to the natural world*

Mr. George Garrett (United States), Writer, Charlottesville, Virginia - *a novel on Americans in Italy, then and now*

Dr. Todd Gitlin (United States), Professor of Culture, Journalism, and Sociology, New York University - *a study, "The New Experience of Media The Emergence of a Culture of Saturation, Speed, and Simultaneity" (with Daniel Dayan)*

Dr. Howard F. Gospel (United Kingdom), Professor of Business History, King's College London - *a manuscript, "Nations, Firms and the Management of Labour, 1890-1965"*

Mr. John Haines (United States), Writer, Missoula, Montana - *a collection of poems, essays, and letters, "A John Haines Reader"*

THE ROCKEFELLER FOUNDATION
EMPLOYER ID No. 13-1659629
Form 990PF - 2000

Bellagio Study and Conference Center
Individual, Collaborative, and Parallel Residents - 2000

Dr. Gary G. Hamilton (United States), Professor of Sociology, Jackson School of International Studies, University of Washington, Seattle - *a manuscript, "Taiwan's Integration in the Global Economy The Economic Sociology of Capitalism in Asia" (with Cheng-Shu Kao)*

Ms. Ronne Hartfield (United States), Consultant in Museum Education and Planning, Chicago - *a biography of her mother, "Down River, Down Home"*

Dr. Ehud Havazelet (United States), Associate Professor of English, Oregon State University, Corvallis - *a new novel*

Dr. Keith Owen Hawkins (United Kingdom), University Reader in Law and Society, Fellow and Tutor, Oriel College, Oxford University - *a comprehensive analysis of legal decision-making (with Peter K Manning)*

J. Allan Hobson M.D. (United States), Professor of Psychiatry, Harvard University - *a manuscript, "Sleeping Beauty The Art and Science of Dreaming" (with Hellmut Wohl)*

Dr. Martin Holland (New Zealand), Professor of Political Science, University of Canterbury, Christchurch - *a study, "Good Governance and Development in the Pacific"*

Ms. Sharon K. Hom (United States), Professor of Law, City University of New York Law School, Flushing - *a study, "Re-Forming Civil Rights in Uncivil Times" (with Eric K Yamamoto)*

Mr. David Ivie (United States), Artist, New York - *artwork, "Paintings as Influenced by Northern Italian Geography and Art History"*

Dr. William Jackson (United States), Associate Professor of Religious Studies, Indiana University/Purdue University, Indianapolis - *a manuscript, "Fractal Patterns in the Humanities"*

Dr. Daniel Javitch (United States), Professor of Comparative Literature, New York University - *a study, "Sixteenth-century Italian Genre Theory and Doctrines of 'Imitatio'"*

Dr. Thambapillai Jogaratnam (Sri Lanka), Professor of Agricultural Economics, University of Peradeniya - *a textbook, "Economic Growth, Distribution and the Environment Sustainable Development in Sri Lanka"*

Dr. Cheng-shu Kao (Taiwan, China), Professor of Sociology, Institute of East Asian Societies and Economies, Tunghai University, Taiwan - *a manuscript, "Taiwan's Integration in the Global Economy The Economic Sociology of Capitalism in Asia" (with Gary G Hamilton)*

Dr. Julian E. Keil (United States), Professor of Epidemiology, Emeritus, Medical University of South Carolina, Charleston - *a study, "Health Status and Aging Characteristics of Blacks and Whites in a Southeastern Community Forty Years of Observation" (with Susan E Sutherland)*

THE ROCKEFELLER FOUNDATION
EMPLOYER ID No. 13-1659629
Form 990PF - 2000

Bellagio Study and Conference Center
Individual, Collaborative, and Parallel Residents - 2000

Dr. Philippa Kelly (Australia), Senior Lecturer, Department of English, University College, Australian Defence Force Academy, Canberra - *a study, "Autobiographical Practice in Early Modern England"*

Dr. David I. Kertzer (United States), Dupee University Professor of Social Science, Brown University - *a manuscript, "The Roman Catholic Church and the Jews in the 19th Century"*

Dr. Rajani Konantambigi (India), Associate Professor, Tata Institute of Social Sciences, Mumbai - *a manuscript, "Day Care Provision for Young Children in India Problems and Prospects" (with Vrinda Datta)*

Dr. Will Kymlicka (Canada), Professor of Philosophy, Queen's University, Kingston - *a study, "Minority Rights in Western Democracies and Eastern Europe"*

Dr. William Montgomerie Lamont (United Kingdom), Research Professor of History, University of Sussex - *a study, "The Muggletonian History 1652-1979"*

Ms. Denise Lanctot (United States), Librettist, New York - *a three-act opera, "Pope Joan An Operatic Heresy" (with John Musto)*

Ms. Ana Lara (Mexico), Composer, Mexico City - *two music compositions, one for the Mexican percussion ensemble Tambuco and one for the French flute trio D'Argent*

Dr. Richard Ned Lebow (United States), Professor of Political Science, History and Psychology and Director, Mershon Center, Ohio State University, Columbus - *a manuscript, "Realism, Ethics, and Foreign Policy"*

Dr. Ann Lieberman (United States), Senior Scholar, Carnegie Foundation for the Advancement of Teaching, Menlo Park - *a study, "The Writing Project Connection From Networks to Classrooms" (with Diane R Wood)*

Dr. Yu-sheng Lin (United States), Professor of History, University of Wisconsin, Madison - *a manuscript, "Chinese Ideas of Political Order from the Neolithic Age to 221 BCE"*

Ms. Helen MacAlister (United Kingdom), Artist, Edinburgh, Scotland - *a series of drawings and paintings concerned with language, communication and etymology*

Ms. Rachel Manley (Canada), Writer, Toronto, Ontario, Canada - *a memoir of life with her late father, Michael Manley, "A Range of Peaks"*

Dr. Peter K. Manning (United States), Professor of Sociology and Criminal Justice, Michigan State University, East Lansing - *a comprehensive analysis of legal decision-making (with Keith Owen Hawkins)*

THE ROCKEFELLER FOUNDATION
EMPLOYER ID No. 13-1659629
Form 990PF - 2000

Bellagio Study and Conference Center
Individual, Collaborative, and Parallel Residents – 2000

Dr. David Alfred Martin (United Kingdom), Professor Emeritus of Sociology, London University - a study, *"Centres and Peripheries Cross-disciplinary Study of Religio-Political Power in Europe"*

Dr. Michael Matthews (Canada), Professor of Composition, School of Music, University of Manitoba - a cello concerto

Dr. Souleymane Mboup (Senegal), Professor, Department of Bacteriology-Virology, University Cheikh Anta Diop, Dakar - a revised edition of a book on AIDS in Africa (with Myron Essex)

Dr. William Hewat McLeod (New Zealand), Professor Emeritus of History, University of Otago - a study of the Sikh Rahit

Dr. Denis McQuail (United Kingdom), Professor Emeritus, Department of Politics, University of Southampton - a book that explores the different meanings of "media accountability to society"

Roger E. Meyer M.D. (United States), Senior Consultant on Clinical Research, Association of American Medical Colleges, Washington, DC - a paper, *"Ethical Issues in the Conduct of Clinical Research Involving Subjects with Mental or Addictive Disorders"*

Dr. William A. Mikhail (Egypt), Professor of Econometrics, American University in Cairo - a study, *"Varying Input-Output Coefficients in Investment Programs"*

Dr. Alastair J. Minnis (United Kingdom), Professor of Medieval Literature, University of York - a manuscript, *"The Medieval Eve Creation and Crisis"*

Dr. Mario I. Molina (Chile), Associate Professor of Physics, University of Chile, Santiago - an essay, *"Nonlinearity in Materials Science"*

Mr. John Musto (United States), Composer, New York - a three-act opera, *"Pope Joan An Operatic Heresy"* (with Denise Lanciot)

Dr. Susana Narotzky (Spain), Professor Titular Universidad, Department of Social Anthropology, University of Barcelona - a manuscript, *"Reworking Ethnography Sites of Work, Practices of Culture in Two Economic Regions of Europe - A Comparative and Historical Approach"* (with Gavin Smith)

Dr. Susan Neiman (Israel), Professor of Philosophy, Tel Aviv University - a manuscript, *"Evil in Modern Thought"*

Ms. Elizabeth Neuffer (United States), Reporter, *The Boston Globe* - a manuscript, *"Beyond Hatred"*

Dr. Sonia Nieto (United States), Professor of Education, University of Massachusetts, Amherst - a study, *"Teachers and the Transformation of Schools"*

THE ROCKEFELLER FOUNDATION
EMPLOYER ID No. 13-1659629
Form 990PF - 2000

Bellagio Study and Conference Center
Individual, Collaborative, and Parallel Residents - 2000

Dr. Kristin Norget (Canada), Assistant Professor of Anthropology, McGill University, Montreal - *a manuscript, "Days of Death, Days of Life Death and Its Ritualization in Oaxacan Popular Culture"*

Ms. Leslye Obiora (Nigeria), Associate Professor, James E Rogers College of Law, University of Arizona, Tucson - *a study on the emergence of a category of gender-specific rights*

Dr. Luisa Pare (Mexico), Professor, Instituto de Investigaciones Sociales, UNAM, Mexico - *a paper, "The Tuxtlas Biosphere Reserve in Mexico The Role of Market and Productive Strategies and Local Initiatives in Biodiversity Conservation and Sustainable Development"*

Dr. Daniel W. Patterson (United States), Kenan Professor Emeritus of English and Folklore, University of North Carolina, Chapel Hill - *a manuscript, "A Cultural Interpretation of 18th-century Scotch-Irish Gravestones in the Carolina Piedmont"*

Dr. David Patterson (United Kingdom), Professor Emeritus, Hebrew Studies, St Cross College, University of Oxford - *a translation of three novellas and a short story by Hebrew writer Joseph Hayyim Brenner (1881-1921) (with Ezra Spicehandler)*

Dr. Philip Pechukas (United States), Professor of Chemistry, Columbia University - *a study, "Quantum Dynamics of Open Systems"*

Ms. Beverly Penn (United States), Associate Professor of Art, Southwest Texas State University, Austin - *artwork, "Janus at the Threshold The Ethics of Architecture and the Architecture of Ethics" (with Jill Bedgood)*

Dr. Joel Pfister (United States), Professor of American Studies and English, Wesleyan University - *a study, "Individuality Incorporated The History of Individualizing and Native Americans"*

Dr. Stephen Polcari (United States), Former New York Director, Archives of American Art, New York - *a study, "Jackson Pollock. A Design for Change"*

Dr. Stephen W. Porges (United States), Co-director, Center for Developmental Psychobiology, University of Illinois, Chicago - *a manuscript, "Is There a Neurobiology of Love?" (with C Sue Carter and Kerstin Uvnas-Moberg)*

Dr. Apinian Poshyananda (Thailand), Associate Director, Art Center, Chulalongkorn University, Bangkok - *a book about the 20th century arts in Asia (with Vishakha N Desai)*

Dr. Harriet B. Presser (United States), Distinguished University Professor, Department of Sociology, University of Maryland, College Park - *a study, "Toward a 24-Hour Economy Nonstandard Work Schedules and the American Family"*

Dr. Paula Rabinowitz (United States), Professor of English, University of Minnesota, Minneapolis - *a study, "Emily, Frida, Georgia A Story of Feminism, Nationalism and Painting in the Age of Mechanical Reproduction"*

THE ROCKEFELLER FOUNDATION
EMPLOYER ID No. 13-1659629
Form 990PF - 2000

Bellagio Study and Conference Center
Individual, Collaborative, and Parallel Residents – 2000

Dr. Alfredo Rehren (Chile), Associate Professor, Institute of Political Science, Catholic University of Chile, Santiago - *a study, "The Politics of Corruption in Chile"*

Dr. David Ford Robitaille (Canada), Professor and Head, Department of Mathematics Education, University of British Columbia - *two volumes as part of a study, "The Impact of the Third International Mathematics and Science Study on the Teaching and Learning of Mathematics and Science"*

Ms. Pattiann Rogers (United States), Writer, Castle Rock, Colorado - *new poems*

Dr. Nils Roll-Hansen (Norway), Professor of Philosophy, University of Oslo - *a book on the problematic consequences of an instrumental view of science*

Dr. Ingrid D. Rowland (United States), Associate Professor of the History of Art, University of Chicago - *a biography of the southern Italian philosopher Giordano Bruno*

Prof. Peter H. Russell (Canada), University Professor Emeritus of Political Science, University of Toronto - *a study, "The Mabo Case and the Decolonization of Indigenous Peoples"*

Dr. Mary Beth Saffo (United States), Professor of Physiology, Arizona State University, Phoenix - *a manuscript, "The Dynamics of Endosymbiosis The Lives of Organisms Inside Organisms"*

Dr. Richard J. Samuels (United States), Ford International Professor, Department of Political Science, Massachusetts Institute of Technology - *a manuscript, "Leadership in Italy and Japan"*

Dr. Kay Schaffer (Australia), Associate Professor, Department of Social Inquiry, University of Adelaide - *an essay, "Social Change, Autobiography, and Human Rights" (with Sidonie Smith)*

Dr. Frieder W. M. Schnock (Germany), Artist and Art Historian, Berlin - *creation of a new website (with Renata Stih)*

Dr. T. Paul Schultz (United States), Professor of Economics, Yale University - *a manuscript, "Women's Productivity, the Family, and the Demographic Transition"*

Dr. Zur B. Shapira (United States), Research Professor, Stern School of Business, New York University - *a study, "On the Reluctance to Assume Power Implications for Governance"*

Dr. Tracy Denean Sharpley-Whiting (United States), Associate Professor of French and Director, African American Studies and Research Center, Purdue University, West Lafayette - *a study, "Gendering Negritude Race Women, Race Consciousness, Race Letters"*

Dr. Marilyn Shrude (United States), Professor of Music, Bowling Green State University, Ohio - *a music composition for violin and piano*

THE ROCKEFELLER FOUNDATION
EMPLOYER ID No. 13-1659629
Form 990PF - 2000

Bellagio Study and Conference Center
Individual, Collaborative, and Parallel Residents – 2000

Mr. Sorya Sim (Cambodia), Deputy Director for Research and Finance, Documentation Center of Cambodia, Phnom Penh - *a study, "Unaccounted US Incidents in Cambodia"*

Mr. Arthur Simms (United States), Artist, Long Island City, New York - *artwork, "Folklore for Contemporary Jamaicans"*

Dr. Gerald Stanton Smith (United Kingdom), Professor of Russian Language and Literature, University of Oxford - *a manuscript, "Eurasianism and Russian Identity"*

Dr. Gavin Smith (Canada), Professor of Anthropology, University of Toronto - *a manuscript, "Reworking Ethnography Sites of Work, Practices of Culture in Two Economic Regions of Europe - A Comparative and Historical Approach" (with Susana Narotzky)*

Dr. Sidonie Smith (United States), Professor of English, University of Michigan, Ann Arbor - *an essay, "Social Change, Autobiography, and Human Rights" (with Kay Schaffer)*

Dr. Eleonora Solovey (Ukraine), Senior Research Scholar, Institute of Literature, Kiev - *a monograph about the Ukrainian poet V Svidzinsky*

Dr. Bode Sowande (Nigeria), Senior Lecturer, Department of Theatre Arts, University of Ibadan - *a manuscript, "Oduthemes History of a Nigeria Theatre"*

Dr. Ezra Spicehandler (United States), Professor of Hebrew Literature, Hebrew Union College-Jewish Institute of Religion, Cincinnati - *a translation of three novellas and a short story by Hebrew writer Joseph Hayyim Brenner (1881-1921) (with David Patterson)*

Dr. Piotr Steinkeller (United States), Professor of Assyriology, Department of Near Eastern Languages and Civilization, Harvard University - *a study, "Population Density, Settlement Patterns, and Rural Landscape under the Ur III Dynasty The Case of the Province of Umma"*

Mr. Jerry Sternin (United States), Director, Myanmar Field Office, Save the Children, Yangon - *a handbook, "Positive Deviance A New Paradigm for Addressing Today's Problems Today"*

Ms. Renata Stih (Germany), Artist, Berlin - *creation of a new website (with Frieder W M Schnock)*

Dr. Dabney Stuart (United States), S. Blount Mason, Jr, Professor of English, Washington and Lee University - *a volume of new and selected poems, "The Man Who Loved Cezanne"*

Dr. Susan E. Sutherland (United States), Research Scientist, Mission St Joseph's, Asheville - *a study, "Health Status and Aging Characteristics of Blacks and Whites in a Southeastern Community Forty Years of Observation" (with Julian E Keil)*

Mr. Ricardo Tacuchian (Brazil), Professor of Music, Rio de Janeiro University - *a music composition, "String Quartet No 3 'Bellagio'"*

THE ROCKEFELLER FOUNDATION
EMPLOYER ID No. 13-1659629
Form 990PF - 2000

Bellagio Study and Conference Center
Individual, Collaborative, and Parallel Residents – 2000

Mr. Eric K. Yamamoto (United States), Professor of Law, University of Hawaii, Honolulu - a study, "Re-Forming Civil Rights in Uncivil Times"

Dr. Zhou Xian (China), Professor and Acting Chair, Department of Chinese, Nanjing University - a study, "Nationalism and Intellectual Politics in China of the late 1990's" (with Ben Xu)

THE ROCKEFELLER FOUNDATION
EMPLOYER ID No. 13-1659629
Form 990PF - 2000

Bellagio Study and Conference Center
Individual, Collaborative, and Parallel Residents - 2000

Dr. Belgin Tekce (Turkey), Professor, Department of Sociology, Bogaziçi University, Istanbul - a study, *"Familial Relationships, Childbearing, and Childrearing in Istanbul"*

Ms. Fiona Templeton (United Kingdom), Lancaster University - a play, *"Medead"*

Dr. Romila Thapar (India), Professor Emeritus of History, Jawaharlal Nehru University, New Delhi - a manuscript, *"Representation of History The Case of Somanatha"*

Dr. Przemyslaw Urbanczyk (Poland), Professor, Institute of Archaeology and Ethnology, Polish Academy of Sciences, Warsaw - essays on early medieval Central Europe

Kerstin Uvnäs-Moberg (Sweden), Professor, Karolinska Institute, Stockholm - a manuscript, *"Is There a Neurobiology of Love?"* (with C Sue Carter and Stephen W Porges)

Dr. Haris Vliavianos (Greece), Professor of Politics, American College of Greece, Athens - a manuscript, *"John Ashbery Selected Poems"*

Ms. Aleksandra Vrebalov (Serbia), Composer, Novi Sad, Yugoslavia - a music composition for chamber group, *"Synergia"*

Dr. Xuejun Wang (China), Associate Professor, Department of Urban and Environmental Science, Peking University, Beijing - a study, *"Taxation Policy. Its Role in Environmental Protection and Resource Conservation in China"*

Dr. Dorothy C. Wertz (United States), Senior Scientist, Division of Social Science, Ethics, and Law, Shriver Center for Mental Retardation, Waltham, Massachusetts - a manuscript, *"Genetics, Ethics, and Society Global Trends"* (with John C Fletcher)

Dr. H. L. Wesseling (Netherlands), Professor of Modern History and Rector, Netherlands Institute for Advanced Study in the Humanities and Social Sciences, Wassenaar - a manuscript, *"European Colonial Empires, 1815-1919"*

Mr. C. K. Williams (United States), Writer, Princeton, New Jersey - new poems

Dr. Hellmut Wohl (United States), Professor Emeritus of Art History, Boston University - a manuscript, *"Sleeping Beauty The Art and Science of Dreaming"* (with J Allan Hobson)

Ms. Andrea Wollensak (United States), Associate Professor of Art, Connecticut College, New London - artwork, *"Cultural Geographies GPS Drawings of Bellagio"*

Dr. Diane R. Wood (United States), Assistant Professor, Initiatives in Educational Transformation, George Mason University - a study, *"The Writing Project Connection From Networks to Classrooms"* (with Ann Lieberman)

Dr. Ben Xu (United States), Professor of English, St. Mary's College of California, Oakland - a study, *"Nationalism and Intellectual Politics in China of the 1990s"* (with Zhou Xian)

THE ROCKEFELLER FOUNDATION
EMPLOYER ID NO 13-1659629
SCHEDULE OF INVESTMENTS SUMMARY
DECEMBER 31 2000

FORM 990PF PART II, LINE #		TOTAL BASE COST	BASE MARKET VALUE
SHORT TERM			
CASH	2	\$ 2,150,023 01	\$ 2,161,226 09
SHORT TERM INVESTMENTS	2	\$ 183,229,487 92	\$ 183,229,487 90
FOREIGN CURRENCY S-T	2	\$	\$ (7,626 604 33)
SHORT TERM TOTAL		\$ 185,379,510 93	\$ 177,764 709 66
FIXED INCOME SECURITIES			
CORPORATE BONDS	10c	\$ 527,781,745 41	\$ 508,505,128 86
GOVERNMENT BONDS	10a	\$ 430,181,592 16	\$ 438,201,906 72
MUNICIPAL BONDS	10a	\$ 6,723,930 18	\$ 7,661,033 90
FIXED INCOME TOTAL		\$ 964,687,267 75	\$ 954,368 069 48
STOCKS			
COMMON STOCK	10b	\$ 1,990,171,923 62	\$ 1,938,289, 63 61
PREFERRED STOCK	10b	\$ 18,053,819 66	\$ 14,914 439 92
REAL ESTATE	10b	\$ 48,025,948 02	\$ 52,997 939 89
TOTAL STOCKS		\$ 1,956,251,591 30	\$ 2,007,802,343 42
SUNDRY ASSETS			
13	13		
OPTIONS	13	\$ (192,764 96)	\$ (463,811 51)
TOTAL MARKETABLE INVESTMENTS		\$ 3,106,125 605 02	\$ 3,139,471,311 05
Limited Partnership Interests	13	\$ 439,748,557 18	\$ 518,534 344 18
Philanthropic Ventures Holding Corporation	13	\$ 2,100,000 00	\$ 2 100,000 00
Pending Receivables and Payables	2	\$ (143,918,143 22)	\$ (144,342,182 00)
Total Investments		\$ 3,404,056,018 98	\$ 3,515,763,473 23
990PF Classifications			
Part II Line 2 Savings and temp cash investments		\$ 41,461,367 71	\$ 33,422,527 66
Part II Line 10a U.S. and state gov't obligations		\$ 436 905,522 34	\$ 445,862 940 62
Part II Line 10b Corporate Stock		\$ 1,956,251,591 30	\$ 2,007,802 343 42
Part II Line 10c Corporate bonds		\$ 527,781,745 41	\$ 508,505,128 86
Part II Line 13 Other investments		\$ 441,655,792 22	\$ 520,170 532 67
TOTAL HOLDINGS		\$ 3,404,056,018 98	\$ 3,515,763 473 23

THE ROCKEFELLER FOUNDATION
990 HOLDINGS
AS OF DECEMBER 31 2000

Fund Name	Security Name	Security Description	Shares/Par Value	Base Unit Cost	Base Total Cost	Base Price Amount	Base Market Value
BASE CURRENCY							
RF WARBURG PINCUS	CASH	US DOLLAR	65 669 52	1 00	65 669 52	1 00	65 669 52
RF EMERGING MARKETS MGMT	CASH	US DOLLAR	2 263 02	1 00	2 263 02	1 00	2 263 02
RF WHIPPOORWILL ASSOCIATES	CASH	US DOLLAR	751 771 38	1 00	751 771 38	1 00	751 771 38
RF WHIPPOORWILL ASSOCIATES	CASH	US DOLLAR	(463 463 89)	1 00	(463 463 89)	1 00	(463 463 89)
RF- GENERAL ACCOUNT	CASH	US DOLLAR	(29 52)	1 00	(29 52)	1 00	(29 52)
RF GOLDMAN SACHS	CASH	US DOLLAR	913 566 77	1 00	913 566 77	1 00	913 566 77
RF BLACKROCK	CASH	US DOLLAR	6 335 97	1 00	6 335 97	1 00	6 335 97
RF-ALLIANCE CAPITAL MGMT	CASH	US DOLLAR	(0 01)	1 00	(0 01)	1 00	(0 01)
RF BGI INTERNATIONAL FUND	CASH	US DOLLAR	0 66	1 00	0 66	1 00	0 66
RF-BGI EQUITY INDEX FUND	CASH	US DOLLAR	1 26	1 00	1 26	1 00	1 26
RF - CAPITAL GUARDIAN	CASH	US DOLLAR	136 88	1 00	136 88	1 00	136 88
RF - BGI RUSSELL 1000 VALUE B	CASH	US DOLLAR	0 72	1 00	0 72	1 00	0 72
DRESDNER RCM GLOBAL INVESTORS	CASH	US DOLLAR	25 762 60	1 00	25 762 60	1 00	25 762 60
FOREIGN CURRENCY							
RF EMERGING MARKETS MGMT	CASH	BRAZILIAN REAL	49 369 76	0 5679	28 048 68	0 5128	25 328 17
RF EMERGING MARKETS MGMT	CASH	COLOMBIAN PESO	842 699 03	0 0005	384 06	0 0004	378 88
RF EMERGING MARKETS MGMT	CASH	EGYPTIAN POUND	3 90	0 2564	1 00	0 2571	1 00
RF EMERGING MARKETS MGMT	CASH	HUNGARIAN FORINT	169 00	0 0033	0 55	0 0035	0 60
RF- EMERGING MARKETS MGMT	CASH	INDONESIAN RUPIAH	(0 15)	0 0000		0 0001	
RF EMERGING MARKETS MGMT	CASH	ISRAELI SHEKEL	(91 14)	0 2469	(22 50)	0 2473	(22 54)
RF EMERGING MARKETS MGMT	CASH	JORDANIAN DINAR	0 23	1 3913	0 32	1 4084	0 32
RF EMERGING MARKETS MGMT	CASH	SRI LANKA RUPEE	0 09	0 0000		0 0121	
RF EMERGING MARKETS MGMT	CASH	MALAYSIAN RINGGIT	2 412 00	0 2632	634 74	0 2632	634 73
RF EMERGING MARKETS MGMT	CASH	PERUVIAN NOUVEAU SOL	-	0 0000	309 09	0 2835	
RF- EMERGING MARKETS MGMT	CASH	ROMANIAN LEU	4 594 01	0 0000	0 19	0 0000	0 18
RF EMERGING MARKETS MGMT	CASH	TURKISH LIRA	(0 35)	0 0000		0 0000	-
RF EMERGING MARKETS MGMT	CASH	NEW TAIWAN DOLLAR	5 00	0 0320	0 16	0 0302	0 15
RF EMERGING MARKETS MGMT	CASH	VENEZUELAN BOLIVAR	333 74	-0 9225	(307 87)	0 0014	0 48
RF EMERGING MARKETS MGMT	CASH	SOUTH AFRICAN RAND	42 399 24	0 1327	5 625 10	0 1321	5 600 94
JENNISON ASSOCIATES CORP	CASH	JAPANESE YEN	1 00	0 0100	0 01	0 0088	0 01
RF ACADIAN ASSET MANAGEMENT	CASH	AUSTRALIAN DOLLAR	13 819 78	0 5607	7 748 64	0 5556	7 678 91
RF ACADIAN ASSET MANAGEMENT	CASH	BRAZILIAN REAL	16 181 62	0 5310	8 591 82	0 5128	8 298 30
RF ACADIAN ASSET MANAGEMENT	CASH	CANADIAN DOLLAR	17 818 10	0 6551	11 672 52	0 6658	11 062 85
RF ACADIAN ASSET MANAGEMENT	CASH	SWISS FRANC	4 529 54	0 5617	2 544 26	0 6171	2 795 15
RF ACADIAN ASSET MANAGEMENT	CASH	EURO CURRENCY	20 281 08	0 8827	17 903 03	0 9388	19 040 84
RF- ACADIAN ASSET MANAGEMENT	CASH	POUND STERLING	10 959 69	1 4441	15 826 99	1 4938	16 371 58
RF- ACADIAN ASSET MANAGEMENT	CASH	GREEK DRACHMA	273 740 00	0 0033	903 55	0 0028	754 22
RF ACADIAN ASSET MANAGEMENT	CASH	HONG KONG DOLLAR	4 948 96	0 1282	634 50	0 1282	634 49
RF ACADIAN ASSET MANAGEMENT	CASH	INDONESIAN RUPIAH	222 701 85	0 0001	29 89	0 0001	23 02
RF ACADIAN ASSET MANAGEMENT	CASH	JAPANESE YEN	38 578 00	0 0093	358 50	0 0088	337 79
RF ACADIAN ASSET MANAGEMENT	CASH	SOUTH KOREAN WON	17 685 00	0 0009	15 69	0 0008	13 98
RF ACADIAN ASSET MANAGEMENT	CASH	MEXICAN PESO	0 02	0 0000		0 1041	
RF ACADIAN ASSET MANAGEMENT	CASH	NORWEGIAN KRONE	7 000 65	0 1092	764 14	0 1134	793 86
RF ACADIAN ASSET MANAGEMENT	CASH	NEW ZEALAND DOLLAR	2 577 03	0 4213	1 085 70	0 4425	1 140 34
RF ACADIAN ASSET MANAGEMENT	CASH	SWEDISH KRONA	22 857 86	0 1093	2 498 40	0 1060	2 422 53
RF ACADIAN ASSET MANAGEMENT	CASH	SINGAPORE DOLLAR	12 983 11	0 5764	7 483 09	0 5787	7 487 23
RF ACADIAN ASSET MANAGEMENT	CASH	TURKISH LIRA	165 400 000 01	0 0000	514 01	0 0000	248 78
RF ACADIAN ASSET MANAGEMENT	CASH	SOUTH AFRICAN RAND	(440 02)	0 1322	(58 16)	0 1321	(58 13)
RF WHIPPOORWILL ASSOCIATES	CASH	CANADIAN DOLLAR	7 37	0 6540	4 82	0 6658	4 91
RF WHIPPOORWILL ASSOCIATES	CASH	POUND STERLING	11 641 22	1 4370	16 728 44	1 4938	17 399 65
RF PIMCO	CASH	EURO CURRENCY	676 701 12	0 9210	623 261 54	0 9388	635 318 98
RF PIMCO	CASH	NEW ZEALAND DOLLAR	0 07	0 4286	0 03	0 4425	0 03
RF GOLDMAN SACHS	CASH	AUSTRALIAN DOLLAR	1 17	0 5299	0 62	0 5556	0 65
RF - GOLDMAN SACHS	CASH	EURO CURRENCY	0 02	1 0000	0 02	0 9388	0 02
RF GOLDMAN SACHS	CASH	POUND STERLING	6 91	1 4559	10 06	1 4938	10 32
RF CAPITAL GUARDIAN	CASH	EURO CURRENCY	(61 499 64)	0 9390	(57 748 15)	0 9388	(57 738 77)
RF CAPITAL GUARDIAN	CASH	POUND STERLING	11 004 00	1 4953	16 454 29	1 4938	16 437 77
RF CAPITAL GUARDIAN	CASH	NORWEGIAN KRONE	15 89	0 1189	1 89	0 1134	1 80
RF CAPITAL GUARDIAN	CASH	SWEDISH KRONA	98 65	0 1027	10 13	0 1060	10 46
RF CAPITAL GUARDIAN	CASH	SINGAPORE DOLLAR	6 064 80	0 5765	3 496 58	0 5787	3 497 51
RF LAZARD ASSET MANAGEMENT	CASH	EURO CURRENCY	158 104 38	0 9314	147 251 01	0 9388	148 435 86
RF LAZARD ASSET MANAGEMENT	CASH	POUND STERLING	5 31	1 4765	7 84	1 4938	7 93
RF LAZARD ASSET MANAGEMENT	CASH	SOUTH KOREAN WON	5 271 00	0 0009	4 66	0 0008	4 17

THE ROCKEFELLER FOUNDATION
990 HOLDINGS
AS OF DECEMBER 31 2000

Fund Name	Security Name	Security Description	Shares/Par Value	Base Unit Cost	Base Total Cost	Base Price Amount	Base Market Value
RF-LAZARD ASSET MANAGEMENT	CASH	SWEDISH KRONA	13 946 01	0 1034	1 441 75	0 1060	1 478 03
RF - BRIDGEWATER ASSOCIATES	CASH	SWISS FRANC	(7 055 56)	0 5786	(4 082 81)	0 6171	(4 353 95)
RF BRIDGEWATER ASSOCIATES	CASH	EURO CURRENCY	(13 270 83)	0 9062	(12 025 37)	0 9388	(12 459 28)
CASH TOTAL			169,131 192.89		2,150,023 01		2,161,828 09
RF- WESTERN ASSET MANAGEMENT	CONAGRA INC	7 55% 17 Jan 2001	600 000 00	99 6644	597 986 67	99 6644	597 986 67
RF WESTERN ASSET MANAGEMENT	GENERAL MLS INC	7 5% 11 Jan 2001	600 000 00	99 7917	598 750 00	99 7917	598 750 00
RF- WESTERN ASSET MANAGEMENT	SSGA FDS	PRIME FD	19 609 864 49	100 0000	19 609 864 49	100 0000	19 609 864 49
RF WARBURG PINCUS	SSGA FDS	PRIME FD	3 034 493 83	100 0000	3 034 493 83	100 0000	3 034 493 82
ARK MANAGEMENT II	SSGA FDS	PRIME FD	6 204 920 40	100 0000	6 204 920 40	100 0000	6 204 920 40
RF EMERGING MARKETS MGMT	SSGA FDS	PRIME FD	1 881 072 71	100 0000	1 881 072 71	100 0000	1 881 072 71
JENNISON ASSOCIATES CORP	SSGA FDS	PRIME FD	6 020 428 47	100 0000	6 020 428 47	100 0000	6 020 428 47
RF MERCATOR ASSET MANAGEMENT	SSGA FDS	PRIME FD	4 431 240 69	100 0000	4 431 240 69	100 0000	4 431 240 69
RF PARETO PARTNERS	SSGA FDS	PRIME FD	891 93	100 0000	891 93	100 0000	891 93
RF ACADIAN ASSET MANAGEMENT	SSGA FDS	PRIME FD	341 665 41	100 0000	341 665 41	100 0000	341 665 41
RF GENERAL ACCOUNT	SSGA FDS	PRIME FD	67 902 258 09	100 0000	67 902 258 09	100 0000	67 902 258 09
RF PIMCO	SSGA FDS	PRIME FD	10 182 051 79	100 0000	10 182 051 79	100 0000	10 182 051 78
RF GOLDMAN SACHS	SSGA FDS	PRIME FD	1 971 292 27	100 0000	1 971 292 27	100 0000	1 971 292 27
RF BLACKROCK	SSGA FDS	PRIME FD	11 082 332 31	100 0000	11 082 332 31	100 0000	11 082 332 31
RF-LOOMIS SAYLES	SSGA FDS	PRIME FD	4 094 640 84	100 0000	4 094 640 84	100 0000	4 094 640 84
RF-SOUND SHORE ASSET MGMT	SSGA FDS	PRIME FD	2 274 048 69	100 0000	2 274 048 69	100 0000	2 274 048 69
RF SANFORD C. BERNSTEIN	SSGA FDS	PRIME FD	1 611 730 91	100 0000	1 611 730 91	100 0000	1 611 730 91
RF-EII REALTY SECURITIES	SSGA FDS	PRIME FD	2 000 468 21	100 0000	2 000 468 21	100 0000	2 000 468 21
RF-ALLIANCE CAPITAL MGMT	SSGA FDS	PRIME FD	4 785 134 65	100 0000	4 785 134 65	100 0000	4 785 134 65
RF SANFORD C. BERNSTEIN 11	SSGA FDS	PRIME FD	3 943 739 15	100 0000	3 943 739 15	100 0000	3 943 739 15
RF-BGI INTERNATIONAL FUND	BARCLAYS GLOBAL INVESTORS	INTERNATIONAL MONEY MARKET	3 00	100 0000	3 00	100 0000	3 00
RF-BGI EQUITY INDEX FUND	BARCLAYS GLOBAL INVESTORS	MONEY MKT S+P 500 INDEX	36 00	100 0000	36 00	100 0000	36 00
RF CAPITAL GUARDIAN	SSGA FDS	PRIME FD	12 872 398 61	100 0000	12 872 398 61	100 0000	12 872 398 61
RF-LAZARD ASSET MANAGEMENT	SSGA FDS	PRIME FD	4 702 510 86	100 0000	4 702 510 86	100 0000	4 702 510 86
RF INSTITUTIONAL CAPITAL	SSGA FDS	PRIME FD	3 948 929 74	100 0000	3 948 929 74	100 0000	3 948 929 74
ORESDNER RCM GLOBAL INVESTORS	SSGA FDS	PRIME FD	460 964 37	100 0000	460 964 37	100 0000	460 964 37
TCW ASSET MANAGEMENT	SSGA FDS	PRIME FD	760 537 02	100 0000	760 537 02	100 0000	760 537 02
TUKMAN CAPITAL MANAGEMENT	SSGA FDS	PRIME FD	7 935 096 81	100 0000	7 935 096 81	100 0000	7 935 096 81
SHORT TERM INVESTMENTS TOTAL			183,232 761 25		183,229 487 92		183,229,487 90
MARKET VALUE OF PENDING FORWARDS							
BRIDGEWATER ASSOCIATES							(4 185 265 55)
GOLDMAN SACHS							(647 215 46)
PARETO PARTNERS							(2 589 736 76)
PIMCO							(232 568 18)
MARKET VALUE OF PENDING SPOTS							
EII							(3 99)
JENNISON							7 654 01
CAP GUARDIAN							611 83
LAZARD							(80 23)
FOREIGN CURRENCY TOTAL							(7,826,604 33)
SHORT TERM TOTAL			362,363,944 14		185,379,610 93		177,764,709 68
STOCK							
DOMESTIC COMMON STOCK							
RF- WARBURG PINCUS	ABERCROMBIE AND FITCH CO	COM CL A	12 900 00	18 6750	240 907 62	20 0000	258 000 00
RF WARBURG PINCUS	ACLARA BIOSCIENCES INC	COM	13 900 00	20 8200	289 398 24	10 8750	151 162 50
RF WARBURG PINCUS	ACIOM CORP	COM	21 300 00	22 1870	472 583 78	38 9375	829 368 75
RF WARBURG PINCUS	ADVANCE PARADIAM INC	COM	23 600 00	23 1565	548 493 25	45 5000	1 073 800 00
RF WARBURG PINCUS	ADVANCED FIBRE COMMUNICATIONS	COM	18 500 00	18 8217	367 022 63	18 0625	352 218 75
RF WARBURG PINCUS	ADVANTAGE LEARNING SYS INC	COM	15 200 00	25 1285	381 953 59	33 6250	511 100 00
RF WARBURG PINCUS	AEROFLEX INC	COM	18 800 00	25 2421	474 552 31	28 8281	541 968 75
RF WARBURG PINCUS	ALKERMES INC	COM	32 000 00	37 3459	1 195 069 65	31 3750	1 004 000 00
RF WARBURG PINCUS	ALPHA INDS INC	COM	18 900 00	27 1431	540 148 13	37 0000	736 300 00
RF WARBURG PINCUS	AMERICAN CLASSIC VOYAGES CO	COM	20 700 00	22 7242	470 390 98	14 0000	289 800 00
RF WARBURG PINCUS	AMERICREDIT CORP	COM	21 100 00	15 7822	333 004 42	27 2500	574 975 00

THE ROCKEFELLER FOUNDATION
990 HOLDINGS
AS OF DECEMBER 31 2000

Fund Name	Security Name	Security Description	Shares/Par Value	Base Unit Cost	Base Total Cost	Base Price		Base Market Value
						Amount		
RF- WARBURG PINCUS	AMERISOURCE HEALTH CORP	CL A	23 200 00	27 7032	642 713 78	50 5000		1 171 600 00
RF- WARBURG PINCUS	ANADIGICS INC	COM	15 350 00	27 1048	418 057 91	16 3750		251 358 25
RF- WARBURG PINCUS	ANTEC CORP	COM	19 700 00	41 9498	826 411 54	7 9083		155 753 13
RF- WARBURG PINCUS	ASYST TECHNOLOGIES INC	COM	18 000 00	20 8347	375 024 15	13 4375		241 875 00
RF- WARBURG PINCUS	AVANT CORP	COM	17 100 00	14 1250	241 537 50	18 3125		313 143 75
RF- WARBURG PINCUS	BARNES + NOBLE INC	COM	14 400 00	25 2134	363 072 30	26 5000		381 600 00
RF- WARBURG PINCUS	BINDLEY WESTN INDS INC	COM	18 000 00	31 7040	570 872 00	41 5625		748 125 00
RF- WARBURG PINCUS	C CUBE MICROSYSTEMS INC NEW	COM	21 700 00	16 4538	357 048 07	12 3125		287 181 25
RF- WARBURG PINCUS	CTC COMMUNICATIONS GROUP INC	COM	25 900 00	12 0357	311 725 18	4 6250		119 787 50
RF- WARBURG PINCUS	CALIPER TECHNOLOGIES CORP	OC COM	4 200 00	55 8464	234 554 70	47 0000		197 400 00
RF- WARBURG PINCUS	CAREMARK RX INC	COM	53 900 00	8 7887	364 723 03	13 5625		731 018 75
RF- WARBURG PINCUS	CELL THERAPEUTICS INC	CDT COM	10 300 00	41 3667	428 076 89	45 0625		484 143 75
RF- WARBURG PINCUS	CHAMPIONSHIP AUTO RACING TEAM	COM	24 300 00	25 1782	611 780 97	21 0000		510 300 00
RF- WARBURG PINCUS	CHARLES RIV LABORATORIES INTL	COM	28 900 00	17 1897	498 781 88	27 3750		791 137 50
RF- WARBURG PINCUS	CLARENT CORP DEL	COM	9 500 00	38 6551	367 223 58	11 3125		107 488 75
RF- WARBURG PINCUS	COHERENT INC	COM	10 300 00	85 1199	876 734 52	32 5000		334 750 00
RF- WARBURG PINCUS	COMMUNITY HEALTH SYS INC NEW	COM	33 300 00	15 7385	524 091 90	35 0000		1 185 500 00
RF- WARBURG PINCUS	COOPER CAMERON CORP	COM	8 500 00	37 1819	318 048 48	66 0625		581 531 25
RF- WARBURG PINCUS	CYMER INC	COM	12 600 00	42 2180	531 948 57	25 7344		324 253 13
RF- WARBURG PINCUS	DSP GROUP INC	COM	20 400 00	22 4567	458 118 47	21 0469		429 358 25
RF- WARBURG PINCUS	DEVRY INC DEL	COM	12 600 00	10 1713	128 157 75	37 7500		475 650 00
RF- WARBURG PINCUS	DOCUMENTUM INC	COM	24 800 00	21 1180	523 728 91	49 6875		1 232 250 00
RF- WARBURG PINCUS	EMCORE CORP	COM	15 900 00	37 1208	590 217 47	47 0000		747 300 00
RF- WARBURG PINCUS	EXAR CORP	COM	13 700 00	40 4934	554 780 02	30 9844		424 485 94
RF- WARBURG PINCUS	FIDELITY NATL FINL INC	COM	24 400 00	18 8821	460 722 53	36 9375		901 275 00
RF- WARBURG PINCUS	FILENET CORP		10 500 00	30 9278	324 741 42	27 2500		288 125 00
RF- WARBURG PINCUS	FOOTSTAR INC	COM	5 500 00	46 5936	256 284 80	46 5000		272 250 00
RF- WARBURG PINCUS	HAIN CELESTIAL GROUP INC	COM	11 300 00	29 8515	335 082 20	32 5000		387 250 00
RF- WARBURG PINCUS	HEALTH NET INC	COM	35 600 00	8 3540	297 402 53	28 1875		932 275 00
RF- WARBURG PINCUS	INFORMATICA CORP	COM	4 400 00	34 8993	153 558 92	39 5625		174 075 00
RF- WARBURG PINCUS	INHALE THERAPEUTIC SYS	COM	7 800 00	48 5942	363 434 78	50 5000		393 900 00
RF- WARBURG PINCUS	INTERGRATED TELECOM EXPRESS	COM	25 900 00	18 7800	488 680 77	4 7813		123 834 38
RF- WARBURG PINCUS	INTERLINK ELECTRS	COM	12 000 00	33 7193	404 831 82	12 6875		152 250 00
RF- WARBURG PINCUS	INTERMUNE PHARMACEUTICALS INC	COM	3 300 00	51 5185	170 011 02	44 6250		147 282 50
RF- WARBURG PINCUS	K V PHARMACEUTICAL COMPANY	CL A	10 000 00	37 2017	372 017 27	25 0000		250 000 00
RF- WARBURG PINCUS	LIFEPOINT HOSPS INC	COM	12 400 00	35 8585	444 645 40	50 1250		621 550 00
RF- WARBURG PINCUS	LYNX THERAPEUTICS INC	COM NEW	13 500 00	43 9340	593 109 43	9 0000		121 500 00
RF- WARBURG PINCUS	MRY COMMUNICATIONS INC	COM	12 700 00	54 2866	689 439 88	13 3750		169 862 50
RF- WARBURG PINCUS	MANDALAY RESORT GROUP	COM	12 100 00	21 1905	256 404 81	21 9375		285 443 75
RF- WARBURG PINCUS	MANOR CARE INC NEW	COM	11 900 00	17 3445	206 399 38	20 6250		245 437 50
RF- WARBURG PINCUS	MANUGISTICS GROUP INC	COM	18 200 00	18 1611	330 531 95	57 0000		1 037 400 00
RF- WARBURG PINCUS	MARIMBA INC	COM	13 800 00	45 5461	619 427 57	4 5000		61 200 00
RF- WARBURG PINCUS	MAXYGEN INC	COM	4 800 00	62 9672	289 649 26	24 5000		112 700 00
RF- WARBURG PINCUS	MEDAREX INC	COM	14 800 00	34 3306	508 092 75	40 7500		603 100 00
RF- WARBURG PINCUS	MEDICIS PHARMACEUTICAL CORP	CL A NEW	11 800 00	38 2787	451 888 78	59 1250		697 675 00
RF- WARBURG PINCUS	MINIMED INC	COM	8 900 00	28 0495	193 541 62	42 0313		290 015 63
RF- WARBURG PINCUS	MIPS TECHNOLOGIES INC	CL A	12 900 00	43 5327	561 571 91	26 6875		344 268 75
RF- WARBURG PINCUS	NATIONAL OILWELL INC	COM	13 200 00	29 1098	384 247 35	38 6875		510 675 00
RF- WARBURG PINCUS	NETIQ	COM	6 100 00	58 1982	354 898 78	87 3750		532 987 50
RF- WARBURG PINCUS	OXFORD HEALTH PLANS INC	COM	21 900 00	13 9737	306 024 85	39 5000		865 050 00
RF- WARBURG PINCUS	PRI AUTOMATION INC	COM	12 000 00	44 8174	537 808 69	18 7500		225 000 00
RF- WARBURG PINCUS	PEREGRINE SYS INC	COM	31 400 00	12 6931	398 562 83	19 7500		620 150 00
RF- WARBURG PINCUS	PHOTRONICS INC		18 000 00	27 0857	487 542 70	23 4375		421 875 00
RF- WARBURG PINCUS	PLANTRONICS INC NEW	COM	11 700 00	30 2189	353 581 49	47 0000		549 900 00
RF- WARBURG PINCUS	PLEXUS CORP	COM	1 730 00	58 1712	97 178 18	30 3908		52 575 78
RF- WARBURG PINCUS	POLYCOM INC	COM	14 200 00	34 1321	484 675 73	32 1875		457 062 50
RF- WARBURG PINCUS	POWERWAVE TECHNOLOGIES INC	COM	13 300 00	14 2681	189 768 22	58 5000		778 050 00
RF- WARBURG PINCUS	PRAECIS PHARMACEUTICALS INC	COM	20 000 00	29 1522	583 044 25	29 2500		585 000 00
RF- WARBURG PINCUS	PRIORITY HEALTHCARE CORP	CL B	13 800 00	23 7777	328 132 26	40 8125		583 212 50
RF- WARBURG PINCUS	PROVINCE HEALTHCARE CO	COM	20 200 00	31 5952	638 223 03	39 3750		795 375 00
RF- WARBURG PINCUS	PROXIM INC	COM	12 400 00	21 7274	269 419 66	43 0000		533 200 00
RF- WARBURG PINCUS	QRS CORP	COM	7 000 00	51 7288	362 100 00	12 8125		89 687 50
RF- WARBURG PINCUS	QUORUM HEALTH GROUP INC	COM	35 900 00	15 7033	563 750 16	15 7500		565 425 00
RF- WARBURG PINCUS	RSA SEC INC	COM	9 900 00	26 7201	264 529 37	52 8750		523 482 50
RF- WARBURG PINCUS	RADIANT SYS INC	COM	26 250 00	10 2438	268 900 97	20 5000		538 125 00
RF- WARBURG PINCUS	REINSURANCE GROUP AMER INC	COM	6 500 00	32 9462	214 150 40	35 5000		230 750 00

THE ROCKEFELLER FOUNDATION
890 HOLDINGS
AS OF DECEMBER 31 2000

Fund Name	Security Name	Security Description	Shares/Par Value	Base Unit Cost	Base Total Cost	Base Price Amount	Base Market Value
RF-WARBURG PINCUS	REMEDY CORP	COM	14 200 00	24 1439	342 843 85	18 5625	235 187 50
RF-WARBURG PINCUS	RENAL CARE GROUP INC	COM	20 000 00	18 4537	369 074 33	27 4219	548 437 50
RF-WARBURG PINCUS	ROWAN COS INC	COM	19 200 00	24 5000	470 400 00	27 0000	518 400 00
RF-WARBURG PINCUS	HENRY SCHEIN INC	COM STK	8 200 00	32 3679	265 416 88	34 6250	283 825 00
RF-WARBURG PINCUS	SEACHANGE INTL INC	COM	18 150 00	32 5371	590 548 78	20 3125	368 671 88
RF-WARBURG PINCUS	SIPEX CORP	COM	14 800 00	38 9977	577 165 93	23 9375	354 275 00
RF-WARBURG PINCUS	SMITH INTL INC	COM	7 100 00	40 1991	285 413 50	74 5625	529 393 75
RF-WARBURG PINCUS	STONE ENERGY CORP		14 400 00	30 5422	439 808 18	64 5500	829 520 00
RF-WARBURG PINCUS	T HQ INC	COM	20 200 00	24 2265	489 375 30	24 3750	492 375 00
RF-WARBURG PINCUS	TEKELEC INC	COM	21 100 00	17 1047	360 909 86	30 0000	633 000 00
RF-WARBURG PINCUS	TITAN CORP	COM	12 200 00	37 8155	461 348 81	16 2500	198 250 00
RF-WARBURG PINCUS	TITAN PHARMACEUTICALS INC DEL	COM	3 200 00	60 6758	194 181 87	35 3700	113 184 00
RF-WARBURG PINCUS	UNIVERSAL HEALTH SVCS INC	CL B	10 900 00	56 5727	618 842 84	111 7500	1 218 075 00
RF-WARBURG PINCUS	VALUEVISION INTL INC	COM CL A	21 800 00	24 4212	532 383 00	12 8250	275 225 00
RF-WARBURG PINCUS	VARIAN SEMICONDUCTOR EQUIP INC	COM	11 800 00	40 4374	477 181 83	23 7500	280 250 00
RF-WARBURG PINCUS	VEECO INSTRS INC DEL	COM	3 200 00	68 2315	218 340 88	40 1250	128 400 00
RF-WARBURG PINCUS	APW LTD	SHS	23 700 00	36 3950	862 561 50	33 7500	799 875 00
RF-WARBURG PINCUS	AUDIO CODES LTD	SHS	15 800 00	16 0332	253 325 18	13 5625	214 287 50
ARK MANAGEMENT II	AMERICA ONLINE INC DEL	COM	26 000 00	48 1721	1 252 473 89	34 8000	804 800 00
ARK MANAGEMENT II	APPLERA CORP APPLIED BIOSYS	COM	46 200 00	76 0397	3 513 032 47	94 0625	4 345 687 50
ARK MANAGEMENT II	BJ SVCS CO	COM	26 700 00	56 9470	1 520 484 92	68 8750	1 838 982 50
ARK MANAGEMENT II	BROADCOM CORP	CL A	9 400 00	93 4923	878 827 62	84 0000	789 600 00
ARK MANAGEMENT II	BROCADE COMMUNICATIONS SYS INC	COM	9 400 00	93 6644	880 445 36	91 8125	863 037 50
ARK MANAGEMENT II	CELL THERAPEUTICS INC	CDT COM	8 700 00	37 9741	330 375 00	45 0625	392 043 75
ARK MANAGEMENT II	CELGENE CORP	COM	18 800 00	49 3379	927 552 47	32 5000	611 000 00
ARK MANAGEMENT II	CISCO SYS INC	COM	27 400 00	48 1404	1 319 045 92	38 2500	1 048 050 00
ARK MANAGEMENT II	ENZON INC	COM	23 800 00	68 4485	1 629 073 78	62 0625	1 477 087 50
ARK MANAGEMENT II	GENENTECH INC	COM	58 500 00	77 7469	4 548 193 33	81 5000	4 767 750 00
ARK MANAGEMENT II	HOUSEHOLD INTL INC	COM	33 200 00	50 3652	1 672 123 13	55 0000	1 828 000 00
ARK MANAGEMENT II	HUMAN GENOME SCIENCES INC	COM	13 000 00	73 3873	954 035 00	69 3125	901 082 50
ARK MANAGEMENT II	IDEC PHARMACEUTICALS CORP	COM	14 500 00	185 0960	2 683 892 71	189 5625	2 748 658 25
ARK MANAGEMENT II	INTERNET SEC SYS INC	COM	58 500 00	20 4417	1 195 840 83	78 4375	4 588 593 75
ARK MANAGEMENT II	I2 TECHNOLOGIES INC	COM	26 700 00	49 1668	1 312 748 73	54 3750	1 451 812 50
ARK MANAGEMENT II	JUNIPER NETWORKS INC	COM	8 700 00	131 0384	1 140 034 23	128 0625	1 098 743 75
ARK MANAGEMENT II	MILLENNIUM PHARMACEUTICALS	COM	13 000 00	58 9712	766 625 00	81 8750	804 375 00
ARK MANAGEMENT II	NABORS INDUSTRIES INC	COM	20 200 00	42 2317	853 080 21	59 1500	1 194 830 00
ARK MANAGEMENT II	PERKINELMER INC	COM	18 600 00	87 2687	1 448 681 22	105 0000	1 743 000 00
ARK MANAGEMENT II	PROTEIN DESIGN LABS INC	COM	17 300 00	110 5570	1 912 636 47	86 8750	1 502 937 50
ARK MANAGEMENT II	QLOGIC CORP	COM	26 700 00	100 6970	2 688 611 03	77 0000	2 055 900 00
ARK MANAGEMENT II	QUEST DIAGNOSTICS INC	COM	30 300 00	108 1451	3 278 797 50	142 0000	4 302 600 00
ARK MANAGEMENT II	R + B FALCON CORP	COM	48 200 00	22 9201	1 058 909 39	22 9375	1 059 712 50
ARK MANAGEMENT II	ROWAN COS INC	COM	40 400 00	30 0024	1 212 098 60	27 0000	1 090 800 00
ARK MANAGEMENT II	SANMINA CORP	COM	54 900 00	89 2600	4 900 375 87	78 6250	4 208 712 50
ARK MANAGEMENT II	SIEBEL SYS INC	COM	23 900 00	89 0948	2 129 361 89	67 6250	1 618 237 50
ARK MANAGEMENT II	SONUS NETWORKS INC	COM	34 700 00	34 5404	1 198 553 02	25 2500	878 175 00
ARK MANAGEMENT II	SYCAMORE NETWORKS INC	COM	100 900 00	58 6628	5 717 272 37	37 2500	3 758 525 00
ARK MANAGEMENT II	UNITEDHEALTH GROUP INC	COM	57 800 00	48 2853	2 790 888 62	61 3750	3 547 475 00
ARK MANAGEMENT II	VERITAS SOFTWARE CORP	COM	48 200 00	103 0867	4 761 879 99	87 5000	4 042 500 00
ARK MANAGEMENT II	VERISIGN INC	COM	68 500 00	98 4421	6 413 399 47	74 1875	4 933 488 75
ARK MANAGEMENT II	WELLPOINT HEALTH NETWORKS INC	COM	15 100 00	113 5488	1 714 586 50	115 2500	1 740 275 00
RF-EMERGING MARKETS MGMT	AT + LATIN AMER CORP	COM	8 400 00	14 9354	95 588 56	2 7500	17 600 00
RF-EMERGING MARKETS MGMT	EMERGING MARKETS CHILE TRUST	BENEFICIAL RIGHTS	13 07	10413 6044	136 105 81	61650 5700	805 772 85
RF-EMERGING MARKETS MGMT	EMERGING MARKETS SO ASIAN FD		343 482 00	11 0794	3 805 573 97	10 4901	3 603 160 53
RF-EMERGING MARKETS MGMT	GRUPO TRIBASA	SPONSORED ADR	3 920 00	61 6136	241 525 48	0 4375	1 715 00
RF-EMERGING MARKETS MGMT	LATIN AMERICAN SMALL CAPITAL		78 632 00	9 6081	738 137 91	8 2099	629 141 08
RF-EMERGING MARKETS MGMT	NEW CENTURY HOLDINGS V	LIMITED PARTNERSHIP V	331 00	0 0000	-	128 0000	42 368 00
RF-EMERGING MARKETS MGMT	NEW CENTY FD X		604 93	900 0008	544 437 47	713 0000	431 315 09
RF-EMERGING MARKETS MGMT	NEW CENTURY FD PED	(USD QUOTED)	220 00	0 0000	-	71 0000	15 620 00
RF-EMERGING MARKETS MGMT	NEW CENTURY FUND XII	PRIVATE EQUITY	891 14	1000 0008	891 143 70	270 0000	240 608 81
RF-EMERGING MARKETS MGMT	PLIVA D D	GLOBAL DEPOSITARY RCPT REG S	11 400 00	14 4956	165 250 00	11 7500	133 950 00
RF-EMERGING MARKETS MGMT	POLSKI KONCERN NAFTOWY S A	GLOBAL DEPOSITARY RCPT 144A	28 400 00	9 2468	244 115 52	10 7031	282 562 50
RF-EMERGING MARKETS MGMT	ST PETERSBURG PROPERTY CO		120 00	0 0000	-	0 0000	-
RF-EMERGING MARKETS MGMT	UKRAINE FUND LP		95 000 00	0 9855	93 625 18	0 6838	64 981 00
RF-EMERGING MARKETS MGMT	VIETNAM INV FUND SING LTD	UNITS 202 ORD/1000 RED PREF	1 00	121656 7500	121 656 75	152007 4300	152 007 43
RF-EMERGING MARKETS MGMT	ARRAL PACIFIC EQUITY TRUST		0 25	383424 6000	95 856 15	126328 0000	31 582 00
RF-EMERGING MARKETS MGMT	AFRICA EMERGING MARKET FUNDS		121 103 00	9 6035	1 163 011 42	7 3187	888 074 32

THE ROCKEFELLER FOUNDATION
990 HOLDINGS
AS OF DECEMBER 31 2000

Fund Name	Security Name	Security Description	Shares/Par Value	Base Unit Cost	Base Total Cost	Base Price Amount	Base Market Value
RF- EMERGING MARKETS MGMT	CENTRL EUROPE TELE	(US QUOTED)	11 300 00	35 0659	396 244 28	0 0000	
RF- EMERGING MARKETS MGMT	INVESTMENT CO CHINA	ORD SHARES	34 500 00	8 7470	301 771 50	4 5014	155 298 20
RF- EMERGING MARKETS MGMT	SIAM INVESTMENT FUND		18 200 00	6 3997	116 475 00	4 6500	84 630 00
RF- MERCATOR ASSET MANAGEMENT	PHARMACIA CORP	USD0 01 SDR	12 800 00	29 8008	378 890 61	60 7279	777 316 90
RF- WHIPPOORWILL ASSOCIATES	ALPAGATAS	COM	287 787 00	0 0100	2 877 85	0 0100	2 877 58
RF- WHIPPOORWILL ASSOCIATES	ARCH WIRELESS INC	COM	890 227 36	7 6917	6 847 388 94	0 8250	556 392 10
RF- WHIPPOORWILL ASSOCIATES	ARCH WIRELESS INC	WT EXP 1SEP2001	51 424 87	0 0000		0 0158	803 51
RF- WHIPPOORWILL ASSOCIATES	BDK HLDGS INC	COM	42 591 00	8 3701	358 491 43	8 0000	340 728 00
RF- WHIPPOORWILL ASSOCIATES	BARNEYS NY INC	COM	559 461 28	9 3736	5 244 179 55	8 1250	4 545 622 90
RF- WHIPPOORWILL ASSOCIATES	BI EQUIPMENT LESSOR NOTE		1 019 497 54	0 6573	670 105 08	0 9500	988 522 66
RF- WHIPPOORWILL ASSOCIATES	CALDOR CORP	COM	(3 200 00)	2 9699	(9 503 68)	0 0010	(3 20)
RF- WHIPPOORWILL ASSOCIATES	CALDOR RECLAMATION CLAIM	FRUIT OF THE LOOM	48 000 00	0 2786	13 373 68	0 2400	11 520 00
RF- WHIPPOORWILL ASSOCIATES	CREDITRUST CORP COMMON STOCK	EXERCISABLE WTS EXP 02AUG04	114 342 77	0 0000	-	0 0100	1 143 43
RF- WHIPPOORWILL ASSOCIATES	FEDERATED DEPT STORES INC DEL	COM	209 00	11 2482	2 350 45	35 0000	7 315 00
RF- WHIPPOORWILL ASSOCIATES	FOKKER AIRCRAFT TRUST	TRUE CLAIM	230 370 02	0 2700	62 199 91	0 2400	55 288 80
RF- WHIPPOORWILL ASSOCIATES	GARDEN WAY	COM	84 45	0 0000		0 0000	
RF- WHIPPOORWILL ASSOCIATES	JCC HLDG CO	CL A	394 00	3 3401	1 315 98	0 0850	33 50
RF- WHIPPOORWILL ASSOCIATES	KASPER ASL LTD	COM	140 793 00	12 9537	1 823 790 01	0 1250	17 599 13
RF- WHIPPOORWILL ASSOCIATES	MARVAL ENTERPRISES INC	COM	121 539 00	6 8128	828 025 31	1 4375	174 712 31
RF- WHIPPOORWILL ASSOCIATES	MEMOREX TELEX	TRANCHE NO 1 + 2 LOAN	1 232 190 58	0 8165	759 870 80	0 1500	184 828 58
RF- WHIPPOORWILL ASSOCIATES	MEMOREX TELEX	TRANCHE NO 2 LOAN	571 317 10	0 8794	388 178 23	0 1500	85 897 58
RF- WHIPPOORWILL ASSOCIATES	METROPOLIS RLTY TR INC	CL A	39 786 00	23 0540	917 228 02	15 0000	590 790 00
RF- WHIPPOORWILL ASSOCIATES	MUTAL BENEFIT INSURANCE	CLASS 4 CLAIM	3 000 000 00	0 1423	420 830 00	0 1600	480 000 00
RF- WHIPPOORWILL ASSOCIATES	NEXTWAVE WARRANTS		526 000 00	3 1000	1 630 600 00	0 5000	263 000 00
RF- WHIPPOORWILL ASSOCIATES	SABRELINER CORP	WTS EXP 15APR2003	98 00	5 0000	490 00	10 0000	980 00
RF- WHIPPOORWILL ASSOCIATES	TOKHEIM CORP	WTS EXP 20OCT06	8 772 82	0 9607	8 427 64	1 0000	8 772 82
RF- WHIPPOORWILL ASSOCIATES	USG CORP	COM NEW	(44 500 00)	17 8712	(795 289 58)	22 5000	(1 001 250 00)
RF- WHIPPOORWILL ASSOCIATES	VAST SOLUTIONS INC	CL B1	20 785 18	2 5000	51 982 85	5 0000	103 825 88
RF- WHIPPOORWILL ASSOCIATES	VAST SOLUTIONS INC	CL B2	20 785 18	2 5000	51 982 85	5 0000	103 825 88
RF- WHIPPOORWILL ASSOCIATES	VAST SOLUTIONS INC	CL B3	20 785 18	2 5000	51 982 85	5 0000	103 825 88
RF- PROGRAM RELATED INVT (PRI)	PROFUND INTERNACIONAL S A		1 587 00	0 0000		0 0000	-
RF-SOUND SHORE ASSET MGMT	ALLSTATE CORP	COM	103 500 00	27 1010	2 804 950 50	43 5625	4 508 718 75
RF-SOUND SHORE ASSET MGMT	AMBAC FINL GROUP INC	COM	66 750 00	31 3403	2 091 961 69	58 3125	3 892 359 38
RF-SOUND SHORE ASSET MGMT	AMERICAN STD COS INC DEL	COM	46 700 00	39 1928	1 830 303 79	49 3125	2 302 893 75
RF-SOUND SHORE ASSET MGMT	BAXTER INTL INC	COM	33 000 00	67 8209	2 238 090 55	68 3125	2 914 312 50
RF-SOUND SHORE ASSET MGMT	BELLSOUTH CORP	COM	81 500 00	43 6492	2 684 422 75	40 9375	2 517 658 25
RF-SOUND SHORE ASSET MGMT	BOEING CO	COM	51 500 00	37 9843	1 956 191 85	68 0000	3 399 000 00
RF-SOUND SHORE ASSET MGMT	CAPITAL ONE FINL CORP	COM	8 000 00	42 9566	257 739 60	65 8125	394 875 00
RF-SOUND SHORE ASSET MGMT	CENDANT CORP	COM	185 500 00	15 5337	2 881 502 80	9 8250	1 785 437 50
RF-SOUND SHORE ASSET MGMT	CENTURYTEL INC	COM	98 000 00	35 2155	3 380 699 50	35 7500	3 432 000 00
RF-SOUND SHORE ASSET MGMT	CITIZENS COMMUNICATIONS CO	COM	157 000 00	8 8559	1 390 380 54	13 1250	2 080 625 00
RF-SOUND SHORE ASSET MGMT	COMPAQ COMPUTER CORP	COM	101 000 00	28 6845	2 917 339 05	15 0500	1 520 050 00
RF-SOUND SHORE ASSET MGMT	CONAGRA INC	COM	94 000 00	24 6294	2 315 165 50	26 0000	2 444 000 00
RF-SOUND SHORE ASSET MGMT	CONSTELLATION ENERGY GROUP INC	COM	64 500 00	38 9659	2 513 302 20	45 0825	2 908 531 25
RF-SOUND SHORE ASSET MGMT	CYPRESS SEMICONDUCTOR CORP	COM	29 000 00	24 2674	704 824 20	19 6875	570 937 50
RF-SOUND SHORE ASSET MGMT	DEERE + CO	COM	81 500 00	40 1243	2 467 645 10	45 8125	2 817 468 75
RF-SOUND SHORE ASSET MGMT	DELTA AIR LINES INC DE	COM	17 500 00	68 0439	1 155 788 34	50 1875	878 281 25
RF-SOUND SHORE ASSET MGMT	DISNEY WALT CO	DISNEY COM	52 000 00	27 8740	1 449 448 00	28 9375	1 504 750 00
RF-SOUND SHORE ASSET MGMT	DUKE ENERGY CO	COM STK NPV	31 500 00	49 4239	1 556 854 15	85 2500	2 685 375 00
RF-SOUND SHORE ASSET MGMT	DYNEGY INC NEW	CL A	62 500 00	15 4770	967 313 57	56 0625	3 503 908 25
RF-SOUND SHORE ASSET MGMT	EATON CORP	COM	23 000 00	70 5972	1 623 735 55	75 1875	1 729 312 50
RF-SOUND SHORE ASSET MGMT	EL PASO ENERGY CORP DEL	COM	47 000 00	62 4839	2 938 741 00	71 6250	3 368 375 00
RF-SOUND SHORE ASSET MGMT	ELECTRONIC DATA SYS CORP NEW	COM	57 500 00	48 6824	2 799 235 30	57 7500	3 320 625 00
RF-SOUND SHORE ASSET MGMT	ENGELHARD CORP	COM	92 000 00	17 3330	1 584 640 05	20 3750	1 874 500 00
RF-SOUND SHORE ASSET MGMT	FEDERAL HOME LN MTG CORP	COM FORMERLY SR PART PFD	18 000 00	59 8288	1 076 918 40	68 8750	1 239 750 00
RF-SOUND SHORE ASSET MGMT	FEDERAL NATL MTG ASSN	COM	38 000 00	76 8305	2 919 559 75	86 7500	3 296 500 00
RF-SOUND SHORE ASSET MGMT	FIRSTAR CORP WIS	COM	52 000 00	23 6132	1 227 888 15	23 2500	1 209 000 00
RF-SOUND SHORE ASSET MGMT	GRANT PRIDE INC	COM	123 500 00	16 4714	2 034 222 28	21 9375	2 709 281 25
RF-SOUND SHORE ASSET MGMT	HCA HEALTHCARE CO	COM	99 500 00	23 6908	2 357 237 25	44 0100	4 378 995 00
RF-SOUND SHORE ASSET MGMT	HASBRO INC	COM	188 500 00	14 8721	2 792 286 89	10 6250	1 981 562 50
RF-SOUND SHORE ASSET MGMT	INTERNATIONAL BUSINESS MACHS	COM	25 000 00	91 8693	2 286 733 70	85 0000	2 125 000 00
RF-SOUND SHORE ASSET MGMT	KAUFMAN + BROAD HOME CORP	COM	34 500 00	20 7705	716 581 70	33 6875	1 162 218 75
RF-SOUND SHORE ASSET MGMT	KIMBERLY CLARK CORP	COM	12 000 00	39 4355	473 226 40	70 6900	848 280 00
RF-SOUND SHORE ASSET MGMT	KINDER MORGAN INC KANS	COM	68 500 00	35 2184	2 412 459 80	52 1875	3 574 843 75
RF-SOUND SHORE ASSET MGMT	MBIA INC	COM	49 500 00	53 0955	2 628 225 90	74 1250	3 699 187 50
RF-SOUND SHORE ASSET MGMT	MGIC INVT CORP WIS	COM	52 500 00	58 2915	3 060 305 25	67 4375	3 540 468 75

THE ROCKEFELLER FOUNDATION
990 HOLDINGS
AS OF DECEMBER 31 2000

Fund Name	Security Name	Security Description	Shares/Par Value	Base Unit Cost	Base Total Cost	Base Price Amount	Base Market Value
RF-SOUND SHORE ASSET MGMT	MINNESOTA MNG + MFG CO	COM	27 000 00	83 8981	2 265 247 40	120 5000	3 253 500 00
RF-SOUND SHORE ASSET MGMT	MONSANTO CO NEW	COM	22 800 00	21 3234	486 172 60	27 0625	617 025 00
RF-SOUND SHORE ASSET MGMT	PROVIDIAN FINL CORP	COM	11 500 00	33 8979	389 825 58	57 5000	681 250 00
RF-SOUND SHORE ASSET MGMT	REPUBLIC SVCS INC	CL A	35 500 00	15 8642	563 178 60	17 1875	610 156 25
RF-SOUND SHORE ASSET MGMT	SAFEWAY INC	COM NEW	47 000 00	31 7311	1 491 359 40	62 5000	2 937 500 00
RF-SOUND SHORE ASSET MGMT	SARA LEE CORP	COM	154 000 00	19 1096	2 942 876 85	24 5625	3 782 625 00
RF-SOUND SHORE ASSET MGMT	SCANA CORP NEW	COM	51 000 00	27 9946	1 427 722 75	29 5625	1 507 687 50
RF-SOUND SHORE ASSET MGMT	TJX COS INC NEW	COM	128 500 00	18 3004	2 351 606 35	27 7500	3 565 875 00
RF-SOUND SHORE ASSET MGMT	TRW INC	COM	29 500 00	48 3837	1 456 819 30	38 7500	1 143 125 00
RF-SOUND SHORE ASSET MGMT	THERMO ELECTRON CORP	COM	46 000 00	21 8112	1 003 315 45	29 7500	1 368 500 00
RF-SOUND SHORE ASSET MGMT	TOSCO CORP	COM NEW	17 000 00	32 9491	560 134 45	33 9375	578 937 50
RF-SOUND SHORE ASSET MGMT	WEATHERFORD INTL INC NEW	COM	65 500 00	24 6107	1 612 000 75	47 2500	3 094 875 00
RF - SANFORD C BERNSTEIN	AETNA INC	COM	42 600 00	34 2500	1 459 050 00	41 0625	1 749 262 50
RF - SANFORD C BERNSTEIN	AMERADA HESS CORP	COM NPV	32 500 00	63 0570	2 049 353 28	73 0625	2 374 531 25
RF - SANFORD C BERNSTEIN	AMERICAN ELEC PWR INC	COM	47 100 00	38 2845	1 803 202 02	40 5000	2 190 150 00
RF - SANFORD C BERNSTEIN	ARROW ELECTRS INC	COM	66 130 00	20 0285	1 324 481 62	28 6250	1 692 971 25
RF - SANFORD C BERNSTEIN	ASHLAND INC	COM	30 400 00	48 7008	1 480 498 54	35 8900	1 091 056 00
RF - SANFORD C BERNSTEIN	AVNET INC	COM	37 000 00	28 7662	1 064 349 78	21 5000	795 500 00
RF - SANFORD C BERNSTEIN	BANK AMER CORP	COM	83 000 00	51 7099	4 291 921 92	45 8750	3 607 625 00
RF - SANFORD C BERNSTEIN	BANK ONE CORP	COM	118 738 00	36 8484	4 375 306 63	36 6250	4 348 779 25
RF - SANFORD C BERNSTEIN	BURLINGTON NORTHN SANTA FE	COM	63 700 00	22 0327	1 403 479 83	28 3125	1 803 506 25
RF - SANFORD C BERNSTEIN	CSX CORP	COM	108 000 00	48 6964	5 259 212 08	25 9375	2 801 250 00
RF - SANFORD C BERNSTEIN	CABOT CORP	COM	19 374 00	14 6185	283 218 20	26 3750	510 989 25
RF - SANFORD C BERNSTEIN	CONAGRA INC	COM	106 600 00	18 3935	1 960 741 98	26 0000	2 771 600 00
RF - SANFORD C BERNSTEIN	CONSOLIDATED EDISON INC	COM	37 900 00	29 6095	1 122 199 33	38 5000	1 459 150 00
RF - SANFORD C BERNSTEIN	COOPER INDS INC	COM	51 600 00	35 2965	1 821 297 20	45 9375	2 370 375 00
RF - SANFORD C BERNSTEIN	COOPER TIRE + RUBR CO	COM	36 900 00	19 3651	714 571 85	10 6250	392 062 50
RF - SANFORD C BERNSTEIN	CROWN CORK + SEAL INC	COM	68 992 00	31 9309	2 202 973 59	7 4375	513 128 00
RF - SANFORD C BERNSTEIN	DANA CORP	COM	62 900 00	26 1398	1 644 182 99	15 3125	963 156 25
RF - SANFORD C BERNSTEIN	DILLARDS INC	CL A	55 500 00	35 8902	1 991 903 53	11 8125	655 593 75
RF - SANFORD C BERNSTEIN	DOW CHEM CO	COM	93 367 00	26 9275	2 514 139 18	36 6250	3 419 566 38
RF - SANFORD C BERNSTEIN	EASTMAN CHEM CO	COM	41 851 00	59 3245	2 470 924 54	48 7500	2 030 486 25
RF - SANFORD C BERNSTEIN	FMC CORP	COM NEW	13 000 00	63 8190	829 647 00	71 6875	931 937 50
RF - SANFORD C BERNSTEIN	FEDERATED DEPT STORES INC DEL	COM	60 200 00	36 0390	2 189 545 25	35 0000	2 107 000 00
RF - SANFORD C BERNSTEIN	FIRSTENERGY CORP	COM	72 500 00	26 2667	1 904 336 87	31 5625	2 288 281 25
RF - SANFORD C BERNSTEIN	GPU INC	COM	42 000 00	31 8039	1 335 764 59	36 8125	1 546 125 00
RF - SANFORD C BERNSTEIN	GENUINE PARTS CO	COM	25 300 00	30 1514	762 830 35	26 1875	662 543 75
RF - SANFORD C BERNSTEIN	GEORGIA PAC CORP	COM	35 600 00	25 3927	903 980 17	31 1250	1 108 050 00
RF - SANFORD C BERNSTEIN	GOODRICH B F CO	COM	44 800 00	23 9084	1 071 095 98	36 3750	1 629 800 00
RF - SANFORD C BERNSTEIN	GOODYEAR TIRE AND RUBBER	COM	89 144 00	58 9143	5 251 854 20	22 8900	2 049 420 58
RF - SANFORD C BERNSTEIN	INTERNATIONAL PAPER CO	COM	110 920 00	35 0725	3 890 237 81	40 8125	4 526 922 50
RF - SANFORD C BERNSTEIN	LEGGETT + PLATT INC	COM	13 800 00	16 3673	225 869 30	18 9375	261 337 50
RF - SANFORD C BERNSTEIN	LUBRIZOL CORP	COM	20 500 00	39 5683	811 109 78	25 7500	527 875 00
RF - SANFORD C BERNSTEIN	LYONDELL CHEMICAL CO	COM	40 000 00	25 3559	1 014 235 78	15 3125	612 500 00
RF - SANFORD C BERNSTEIN	MAY DEPT STORES CO	COM	81 900 00	35 3793	2 897 583 96	32 7500	2 682 225 00
RF - SANFORD C BERNSTEIN	MEAD CORP	COM	29 900 00	30 1851	902 533 79	31 3750	938 112 50
RF - SANFORD C BERNSTEIN	NATIONAL CITY CORP	COM	55 950 00	20 6007	1 152 607 92	28 7500	1 608 562 50
RF - SANFORD C BERNSTEIN	NEWELL RUBBERMAID INC	COM	80 200 00	22 2137	1 781 541 18	22 7500	1 824 550 00
RF - SANFORD C BERNSTEIN	NORFOLK SOUTHN CORP	COM	161 800 00	20 3832	3 298 003 74	13 3125	2 153 962 50
RF - SANFORD C BERNSTEIN	OCCIDENTAL PETE CORP	COM	219 400 00	18 1598	3 984 251 97	24 2500	5 320 450 00
RF - SANFORD C BERNSTEIN	OWENS CORNING	COM	28 315 00	32 5798	922 498 30	0 8125	23 006 84
RF - SANFORD C BERNSTEIN	OWENS ILL INC	COM NEW	49 000 00	22 8630	1 120 284 68	5 6875	278 687 50
RF - SANFORD C BERNSTEIN	PACIFICARE HEALTH SYSTEMS	CLASS A	14 600 00	65 4585	955 694 10	15 0000	219 000 00
RF - SANFORD C BERNSTEIN	PHILLIPS PETE CO	COM	71 000 00	43 7091	3 103 342 80	56 8750	4 038 125 00
RF - SANFORD C BERNSTEIN	PRAXAIR INC	COM	17 865 00	31 4747	562 295 21	44 3750	782 759 38
RF - SANFORD C BERNSTEIN	ST PAUL COS INC	COM	33 800 00	44 1450	1 492 100 64	54 3125	1 835 762 50
RF - SANFORD C BERNSTEIN	SEARS ROEBUCK + CO	COM	61 117 00	43 5651	2 662 569 11	34 7500	2 123 815 75
RF - SANFORD C BERNSTEIN	SMURFIT STONE CONTAINER CORP	COM	72 700 00	13 9703	1 015 844 23	14 9375	1 085 956 25
RF - SANFORD C BERNSTEIN	TJX COS INC NEW	COM	70 600 00	24 6490	1 740 221 41	27 7500	1 959 150 00
RF - SANFORD C BERNSTEIN	TECH DATA CORP	COM	24 499 00	38 5325	944 006 43	27 0469	662 621 38
RF - SANFORD C BERNSTEIN	TEMPLE INLAND INC	COM	5 600 00	54 5748	305 617 60	53 6250	300 300 00
RF - SANFORD C BERNSTEIN	UNION CARBIDE CORP	COM	50 600 00	45 2487	2 289 583 82	53 8125	2 722 912 50
RF - SANFORD C BERNSTEIN	UNION PAC CORP	COM	46 700 00	41 9599	1 959 528 80	50 7500	2 370 025 00
RF - SANFORD C BERNSTEIN	V F CORP	COM	37 605 00	40 6738	1 529 536 87	36 2400	1 362 805 20
RF - SANFORD C BERNSTEIN	WESTVACO CORP	COM	60 700 00	32 5856	1 977 947 48	29 1875	1 771 681 25
RF - SANFORD C BERNSTEIN	WHIRLPOOL CORP	COM	24 600 00	54 4419	1 339 270 47	47 6875	1 173 112 50

THE ROCKEFELLER FOUNDATION
990 HOLDINGS
AS OF DECEMBER 31 2000

Fund Name	Security Name	Security Description	Shares/Par Value	Base Unit Cost	Base Total Cost	Base Price		Base Market Value
						Amount		
RF SANFORD C BERNSTEIN	WISCONSIN ENERGY CORP	COM	52 600 00	25 9901	1 387 081 22	22 5625		1 186 787 50
RF-EM REALTY SECURITIES	STARWOOD HOTELS + RESORTS	PAIRED CTF 1 CL B SH BEN INT	71 974 00	28 8956	1 935 783 29	35 2500		2 537 083 50
RF-ALLIANCE CAPITAL MGMT	AT+1 CORP	COM LIBERTY MEDIA GRP CL A	275 000 00	14 0661	3 868 175 00	13 5625		3 729 687 50
RF ALLIANCE CAPITAL MGMT	AT+1 WIRELESS GROUP	COM	94 700 00	29 5006	2 793 702 50	17 3125		1 639 493 75
RF ALLIANCE CAPITAL MGMT	ALTERA CORP		2 100 00	29 8516	62 688 36	28 3125		55 256 25
RF ALLIANCE CAPITAL MGMT	AMERICA ONLINE INC DEL	COM	7 200 00	43 7670	315 122 36	34 8000		250 560 00
RF-ALLIANCE CAPITAL MGMT	AMERICAN INTL GROUP INC	COM	13 400 00	96 2044	1 289 139 46	98 5625		1 320 737 50
RF ALLIANCE CAPITAL MGMT	APPLIED MATERIALS INC	COM	44 800 00	69 4054	3 109 360 92	38 1875		1 710 800 00
RF ALLIANCE CAPITAL MGMT	APPLIED MICRO CIRCUITS CORP	CDT COM	5 080 80	60 5931	306 649 39	75 0469		379 797 22
RF-ALLIANCE CAPITAL MGMT	BEA SYS INC	COM	2 200 00	75 5375	166 182 50	67 3125		148 087 50
RF-ALLIANCE CAPITAL MGMT	CISCO SYS INC	COM	211 500 00	40 4727	8 559 966 42	38 2500		8 089 875 00
RF ALLIANCE CAPITAL MGMT	CITIGROUP INC	COM	194 688 00	42 7901	8 330 725 72	51 0625		9 941 258 00
RF-ALLIANCE CAPITAL MGMT	CLEAR CHANNEL COMMUNICATIONS	COM	10 274 00	71 3522	733 072 04	48 4375		497 646 88
RF ALLIANCE CAPITAL MGMT	COLGATE PALMOLIVE CO	COM	26 200 00	51 7101	1 354 805 37	84 5500		1 691 210 00
RF-ALLIANCE CAPITAL MGMT	CORNING INC	COM	23 200 00	51 8854	1 203 740 80	52 8125		1 225 250 00
RF-ALLIANCE CAPITAL MGMT	COX COMMUNICATIONS INC NEW	CL A	1 200 00	42 0575	50 469 00	48 5625		55 875 00
RF-ALLIANCE CAPITAL MGMT	E M C CORP MASS	COM	89 300 00	56 1067	5 010 331 36	66 5000		5 938 450 00
RF-ALLIANCE CAPITAL MGMT	FEDERAL HOME LN MTG CORP	COM FORMERLY SR PART PFD	25 800 00	60 3044	1 555 853 74	68 8750		1 776 975 00
RF-ALLIANCE CAPITAL MGMT	FEDERAL NATL MTG ASSN	COM	6 300 00	83 3807	525 298 10	86 7500		546 525 00
RF-ALLIANCE CAPITAL MGMT	GENERAL ELEC CO	COM	33 100 00	54 6610	1 809 280 72	47 9375		1 586 731 25
RF-ALLIANCE CAPITAL MGMT	HOME DEPOT INC	COM	118 900 00	42 8893	5 099 535 86	45 6875		5 432 243 75
RF-ALLIANCE CAPITAL MGMT	HONEYWELL INTL INC	COM	124 700 00	51 5613	6 429 699 18	47 3125		5 899 668 75
RF-ALLIANCE CAPITAL MGMT	HOUSEHOLD INTL INC	COM	29 500 00	50 9659	1 503 495 34	55 0000		1 622 500 00
RF-ALLIANCE CAPITAL MGMT	HUMAN GENOME SCIENCES INC	COM	1 200 00	73 2813	87 937 58	69 3125		83 175 00
RF-ALLIANCE CAPITAL MGMT	INTEL CORP	COM	43 200 00	53 9083	2 328 839 39	30 0625		1 298 700 00
RF-ALLIANCE CAPITAL MGMT	I2 TECHNOLOGIES INC	COM	1 200 00	45 2188	54 262 56	54 3750		65 250 00
RF-ALLIANCE CAPITAL MGMT	J P MORGAN CHASE + CO	COM	35 500 00	47 8296	1 697 950 18	45 4375		1 613 031 25
RF-ALLIANCE CAPITAL MGMT	JUNIPER NETWORKS INC	COM	3 200 00	136 0762	435 443 75	126 0625		403 400 00
RF-ALLIANCE CAPITAL MGMT	KOHL'S CORP	COM	46 700 00	39 3068	1 835 616 77	61 0000		2 848 700 00
RF-ALLIANCE CAPITAL MGMT	MBNA CORP	COM	162 875 00	23 9169	3 895 470 26	36 9375		6 018 195 31
RF-ALLIANCE CAPITAL MGMT	MEDTRONIC INC	COM	28 300 00	37 0167	1 047 573 17	60 3750		1 708 612 50
RF-ALLIANCE CAPITAL MGMT	MERCK + CO INC	COM	4 600 00	94 3337	433 934 90	93 6250		430 875 00
RF-ALLIANCE CAPITAL MGMT	MERRILL LYNCH + CO INC	COM	10 800 00	65 6873	698 285 10	68 1875		722 787 50
RF ALLIANCE CAPITAL MGMT	MICROSOFT CORP	COM	15 600 00	70 3136	1 096 891 59	43 3750		678 650 00
RF-ALLIANCE CAPITAL MGMT	MICRON TECHNOLOGY INC	COM	10 100 00	73 5944	743 303 43	35 5000		358 550 00
RF-ALLIANCE CAPITAL MGMT	MORGAN STANLEY DEAN WITTER+CO	COM NEW	24 400 00	72 3051	1 764 245 13	79 2500		1 933 700 00
RF-ALLIANCE CAPITAL MGMT	ORACLE CORP	COM	68 900 00	22 9964	1 584 454 49	29 0625		2 002 408 25
RF-ALLIANCE CAPITAL MGMT	PMC SIERRA INC	COM	1 600 00	117 7379	188 380 68	78 6250		125 600 00
RF-ALLIANCE CAPITAL MGMT	PFIZER INC	COM	215 100 00	32 9970	7 097 644 73	46 0000		9 894 600 00
RF-ALLIANCE CAPITAL MGMT	PHARMACIA CORP	COM	47 200 00	55 5170	2 620 402 43	61 0000		2 879 200 00
RF-ALLIANCE CAPITAL MGMT	SOL INC	COM	2 200 00	239 7162	527 375 56	148 1875		328 012 50
RF ALLIANCE CAPITAL MGMT	SCHERING PLOUGH CORP	COM	77 300 00	45 9348	3 550 760 72	56 7500		4 386 775 00
RF-ALLIANCE CAPITAL MGMT	SOLETRON CORP	COM	8 500 00	34 2500	291 125 00	33 9000		288 150 00
RF-ALLIANCE CAPITAL MGMT	SUN MICROSYSTEMS INC	COM	82 900 00	47 6402	3 009 147 03	27 8750		1 753 337 50
RF-ALLIANCE CAPITAL MGMT	TIME WARNER INC	COM	116 300 00	73 7910	8 581 891 16	52 2400		6 075 512 00
RF-ALLIANCE CAPITAL MGMT	TYCO INTL LTD NEW	COM	181 455 00	38 4605	6 978 848 39	55 5000		10 070 752 60
RF-ALLIANCE CAPITAL MGMT	VERITAS SOFTWARE CORP	COM	10 100 00	105 0887	1 061 375 59	87 5000		883 750 00
RF-ALLIANCE CAPITAL MGMT	VIAVOM INC	CL B	88 100 00	59 8975	5 276 967 14	48 7500		4 118 675 00
RF-ALLIANCE CAPITAL MGMT	WALGREEN CO	COM	35 400 00	28 7320	1 017 114 42	41 8125		1 480 182 50
RF-ALLIANCE CAPITAL MGMT	AMDOCS LIMITED	SHS	3 900 00	66 3732	258 855 36	66 2500		258 375 00
RF-ALLIANCE CAPITAL MGMT	TYCOM LTD	COM SHS	3 800 00	32 0000	121 600 00	22 3750		85 025 00
RF SANFORD C BERNSTEIN 11	ADAPTEC INC	COM	35 600 00	22 7411	809 581 79	10 2500		364 900 00
RF SANFORD C BERNSTEIN 11	ALEXANDER + BALDWIN INC	COM	29 100 00	24 5176	713 462 18	26 2500		763 875 00
RF SANFORD C BERNSTEIN 11	ALLIANT CORP	COM	22 800 00	30 1937	688 418 76	31 8750		728 750 00
RF SANFORD C BERNSTEIN 11	ALLTRISTA CORP	COM	29 400 00	24 8152	729 567 32	13 5000		396 900 00
RF SANFORD C BERNSTEIN 11	AMERICAN NATL INS CO	COM	7 600 00	88 8807	676 253 09	73 0000		554 800 00
RF SANFORD C BERNSTEIN 11	AMERICAN STD COS INC DEL	COM	17 600 00	35 2153	619 789 66	49 3125		887 900 00
RF SANFORD C BERNSTEIN 11	ANDREW CORP	COM	37 900 00	16 4600	623 835 07	21 7500		824 325 00
RF SANFORD C BERNSTEIN 11	AVNET INC	COM	35 558 00	21 1805	753 135 45	21 5000		764 497 00
RF SANFORD C BERNSTEIN 11	BECKMAN COULTER INC	COM	24 000 00	24 5061	588 146 45	41 9375		1 006 500 00
RF SANFORD C BERNSTEIN 11	BLOCK DRUG INC	CL A	18 749 00	31 9809	599 234 31	52 6875		987 637 94
RF SANFORD C BERNSTEIN 11	BORG WARNER AUTOMOTIVE INC	COM	31 800 00	38 0635	1 210 418 35	40 0000		1 272 000 00
RF SANFORD C BERNSTEIN 11	BRIGGS + STRATTON CORP	COM	20 000 00	38 4534	769 088 28	44 3750		887 500 00
RF SANFORD C BERNSTEIN 11	BRUSH ENGINEERED MATLS INC	COM	46 800 00	15 1819	710 511 02	20 1875		944 775 00
RF SANFORD C BERNSTEIN 11	CABOT CORP	COM	44 800 00	19 4180	869 927 68	26 3750		1 181 600 00
RF SANFORD C BERNSTEIN 11	CENTRAL VT PUBLIC SERVICE	COM	45 200 00	10 5472	476 732 53	12 1875		550 875 00

THE ROCKEFELLER FOUNDATION
990 HOLDINGS
AS OF DECEMBER 31 2000

Fund Name	Security Name	Security Description	Shares/Par Value	Base Unit Cost	Base Total Cost	Base Price Amount	Base Market Value
RF-SANFORD C BERNSTEIN 11	COMMED CORP		28 400 00	26 3808	696 447 03	17 1250	452 100 00
RF-SANFORD C BERNSTEIN 11	COOPER TIRE + RUBR CO	COM	40 600 00	18 2890	742 532 32	10 6250	431 375 00
RF-SANFORD C BERNSTEIN 11	CORN PRODUCTS INTL INC	COM	30 600 00	24 5226	750 390 59	29 0625	889 312 50
RF-SANFORD C BERNSTEIN 11	CROMPTON CORP	COM	91 832 00	10 8101	992 711 28	10 5000	964 236 00
RF-SANFORD C BERNSTEIN 11	CYTEC INDS INC	COM	28 400 00	25 0793	662 093 21	39 9375	1 054 350 00
RF-SANFORD C BERNSTEIN 11	EMPIRE DIST ELEC CO	COM	32 700 00	21 4460	701 284 62	26 3125	860 418 75
RF-SANFORD C BERNSTEIN 11	ESTERLINE TECHNOLOGIES CORP	COM	53 800 00	16 1680	869 839 15	26 2500	1 412 250 00
RF-SANFORD C BERNSTEIN 11	FMC CORP	COM NEW	8 400 00	47 2708	397 074 66	71 6875	602 175 00
RF-SANFORD C BERNSTEIN 11	GBC BANCORP CALIF		26 700 00	17 4978	467 191 64	36 3750	1 024 612 50
RF-SANFORD C BERNSTEIN 11	GARDNER DENVER INC	COM	43 300 00	15 6789	678 898 24	21 3000	922 290 00
RF-SANFORD C BERNSTEIN 11	GENERAL SEMICONDUCTOR INC	COM	54 300 00	7 7899	422 889 41	6 2500	339 375 00
RF-SANFORD C BERNSTEIN 11	GTECH HLDGS CORP	COM	36 700 00	16 2118	594 873 98	20 5625	754 643 75
RF-SANFORD C BERNSTEIN 11	HARLEYSVILLE GROUP INC	COM	35 100 00	22 6973	796 675 00	29 2500	1 026 675 00
RF-SANFORD C BERNSTEIN 11	HARMAN INTL INDS INC NEW	COM	17 500 00	17 5422	306 987 75	36 5000	638 750 00
RF-SANFORD C BERNSTEIN 11	HARSCO CORP	COM	8 800 00	20 5588	180 917 79	24 6875	217 250 00
RF-SANFORD C BERNSTEIN 11	HEXCEL CORP NEW	COM	74 400 00	10 5520	785 069 36	8 9375	664 950 00
RF-SANFORD C BERNSTEIN 11	HIBERNIA CORP	CL A	56 800 00	11 8611	671 336 72	12 7500	721 650 00
RF-SANFORD C BERNSTEIN 11	HUTCHINSON TECHNOLOGY INC	COM	53 900 00	14 7042	792 558 37	13 7500	741 125 00
RF-SANFORD C BERNSTEIN 11	IDACORP INC	COM	10 500 00	30 5087	320 320 44	49 0625	515 156 25
RF-SANFORD C BERNSTEIN 11	INPUT/OUTPUT INC	COM	27 300 00	6 2674	171 099 74	10 1875	278 118 75
RF-SANFORD C BERNSTEIN 11	INTERSTATE BAKERIES CORP	DEL NEW COM	42 000 00	14 5099	609 414 04	14 0625	590 625 00
RF-SANFORD C BERNSTEIN 11	KELLWOOD CO	COM	25 700 00	27 4115	704 474 88	21 1250	542 912 50
RF-SANFORD C BERNSTEIN 11	KENAMETAL INC	COM	36 800 00	24 1798	889 817 40	29 1250	1 071 800 00
RF-SANFORD C BERNSTEIN 11	LINCOLN ELEC HLDGS INC	COM	18 300 00	18 8022	344 080 27	19 6250	359 137 50
RF-SANFORD C BERNSTEIN 11	LITTON INDS INC	COM	15 900 00	44 2439	703 477 70	78 6875	1 251 131 25
RF-SANFORD C BERNSTEIN 11	LUBRIZOL CORP	COM	32 500 00	24 6828	802 191 80	25 7500	836 875 00
RF-SANFORD C BERNSTEIN 11	LYONDELL CHEMICAL CO	COM	36 000 00	18 4776	702 149 53	15 3125	581 875 00
RF-SANFORD C BERNSTEIN 11	MENTOR CORP MINN	COM	18 000 00	17 9602	323 284 45	19 5000	351 000 00
RF-SANFORD C BERNSTEIN 11	MICHAEL FOODS INC NEW	COM	40 800 00	24 0078	974 707 00	30 1250	1 223 075 00
RF-SANFORD C BERNSTEIN 11	MINERALS TECHNOLOGIES INC	COM	6 000 00	33 1519	198 911 34	34 1875	205 125 00
RF-SANFORD C BERNSTEIN 11	MODINE MFG CO		25 800 00	24 0669	620 925 00	20 7500	535 350 00
RF-SANFORD C BERNSTEIN 11	MOOG INC	CL A	24 200 00	29 0149	702 160 37	29 0000	701 800 00
RF-SANFORD C BERNSTEIN 11	NVR INC	COM	11 200 00	34 1981	382 995 97	123 6000	1 384 320 00
RF-SANFORD C BERNSTEIN 11	ONEIDA LTD	COM	41 200 00	23 0528	949 774 82	18 5625	764 775 00
RF-SANFORD C BERNSTEIN 11	OWENS ILL INC	COM NEW	63 900 00	14 1453	903 886 59	5 6875	363 431 25
RF-SANFORD C BERNSTEIN 11	PACIFIC CENTY FINL CORP	COM	49 000 00	17 5753	861 189 97	17 6875	866 687 50
RF-SANFORD C BERNSTEIN 11	PHOENIX TECHNOLOGY LTD	COM RTS CALLABLE THRU 10/31/99	55 200 00	8 4002	463 691 84	13 4844	744 337 50
RF-SANFORD C BERNSTEIN 11	PLAYTEX PRODS INC	COM	63 600 00	11 8028	750 657 29	9 6250	612 150 00
RF-SANFORD C BERNSTEIN 11	PRECISION CASTPARTS CORP	COM	39 200 00	18 4304	722 472 03	42 0625	1 648 850 00
RF-SANFORD C BERNSTEIN 11	PUBLIC SVC CO NM	COM	34 700 00	17 5999	610 715 02	26 8125	930 393 75
RF-SANFORD C BERNSTEIN 11	RTI INTL METALS INC	COM	94 000 00	11 8707	1 097 044 74	14 3125	1 345 375 00
RF-SANFORD C BERNSTEIN 11	RAYONIER INC	COM	12 500 00	44 3496	554 370 14	39 8125	497 656 25
RF-SANFORD C BERNSTEIN 11	REGAL BELOIT CORP	COM	68 100 00	18 9067	1 287 546 35	17 0600	1 161 786 00
RF-SANFORD C BERNSTEIN 11	RELANCE STL + ALUM CO	COM	21 800 00	20 8499	454 526 85	24 7500	539 550 00
RF-SANFORD C BERNSTEIN 11	ROCK TENN CO	COM CL A	45 100 00	16 9923	766 353 00	7 4375	335 431 25
RF-SANFORD C BERNSTEIN 11	RUSS BERRIE + CO INC	COM	17 700 00	20 8966	369 869 65	21 1250	373 912 50
RF-SANFORD C BERNSTEIN 11	RUSSELL CORP	COM	17 900 00	31 7469	568 268 98	15 4375	276 331 25
RF-SANFORD C BERNSTEIN 11	RYERSON TULL INC NEW	COM	36 200 00	19 3715	701 247 89	8 2500	298 650 00
RF-SANFORD C BERNSTEIN 11	SCHULER HOMES INC		33 300 00	7 8577	261 662 50	9 0000	299 700 00
RF-SANFORD C BERNSTEIN 11	SMURFIT STONE CONTAINER CORP	COM	38 000 00	17 0902	649 427 65	14 9375	567 625 00
RF-SANFORD C BERNSTEIN 11	SOUTHWESTERN ENERGY CO	COM	70 600 00	7 2355	510 829 43	10 3750	732 475 00
RF-SANFORD C BERNSTEIN 11	SUPERTEX INC	COM	11 900 00	11 3319	134 849 82	19 7656	235 210 94
RF-SANFORD C BERNSTEIN 11	TESORO PETE CORP	COM	75 200 00	10 4605	786 830 71	11 6250	874 200 00
RF-SANFORD C BERNSTEIN 11	THOMAS + BETTS CORP	COM	15 200 00	28 0975	427 082 09	16 1875	248 050 00
RF-SANFORD C BERNSTEIN 11	UCAR INTL INC	COM	90 600 00	16 4298	1 488 543 71	9 7500	883 350 00
RF-SANFORD C BERNSTEIN 11	VALERO ENERGY CORP	COM	38 300 00	17 9577	687 780 78	37 1875	1 424 281 25
RF-SANFORD C BERNSTEIN 11	WPS RES CORP	COM	27 600 00	34 0756	940 487 48	36 8125	1 016 025 00
RF-SANFORD C BERNSTEIN 11	WASHINGTON FED INC	COM	33 330 00	21 1673	705 506 25	28 4375	947 821 88
RF-SANFORD C BERNSTEIN 11	WELLMAN INC	COM	59 900 00	11 8373	709 052 71	14 1250	846 087 50
RF-SANFORD C BERNSTEIN 11	WISCONSIN ENERGY CORP	COM	29 800 00	27 5564	821 178 83	22 5625	672 362 50
RF-SANFORD C BERNSTEIN 11	WOLVERINE TUBE INC	COM	64 600 00	14 6569	946 834 57	11 9900	774 554 00
RF-BGI EQUITY INDEX FUND	BGI EQUITY INDEX FUND		2 008 898 74	135 7285	272 393 402 00	164 0713	329 274 441 09
RF-CAPITAL GUARDIAN	PHOENIX TECHNOLOGIES AG	SPONSORED ADR	12 900 00	68 3627	881 879 30	36 0000	464 400 00
RF-WARBURG DISTRIBUTION ACCT	ASPECT MED SYS INC	COM	8 690 00	9 0825	78 753 13	8 6250	74 951.25
RF-WARBURG DISTRIBUTION ACCT	BROADCOM CORP	CL A	392 00	211 5630	82 932 70	84 0000	32 926 00
RF-WARBURG DISTRIBUTION ACCT	BROADCOM CORP	OC CL B	6 312 00	60 2134	380 066 98	84 0000	530 208 00

THE ROCKEFELLER FOUNDATION
990 HOLDINGS
AS OF DECEMBER 31 2000

Fund Name	Security Name	Security Description	Shares/Par Value	Base Unit Cost	Base Total Cost	Base Price Amount	Base Market Value
RF WARBURG DISTRIBUTION ACCT	CACHEFLOW INC	COM	131 681 00	78 7867	10 506 387 52	17 0625	2 246 807 06
RF WARBURG DISTRIBUTION ACCT	CENSTOR CORP	COM	124 131 00	0 0000		0 0000	
RF WARBURG DISTRIBUTION ACCT	CISCO SYS INC	COM	15 473 00	84 3750	998 074 38	38 2500	591 842 25
RF-WARBURG DISTRIBUTION ACCT	GLOBESPAN SEMICONDUCTOR INC	COM	33 298 00	124 6927	4 151 768 14	27 5000	915 640 00
RF WARBURG DISTRIBUTION ACCT	NETRO CORP	COM	119 338 00	53 5878	6 395 064 98	6 9375	827 907 38
RF WARBURG DISTRIBUTION ACCT	NEW FOCUS INC	COM	47 345 00	33 6000	1 590 782 00	34 7500	1 645 238 75
RF WARBURG DISTRIBUTION ACCT	OPENWAVE SYS INC	COM	28 983 00	72 8862	2 112 461 44	47 9375	1 389 372 56
RF WARBURG DISTRIBUTION ACCT	RADIO ONE INC	CL A	12 587 00	14 9638	188 349 93	10 8875	134 523 56
RF WARBURG DISTRIBUTION ACCT	RADIO ONE INC	NON VTG CL D	25 174 00	15 5181	390 652 07	11 0000	276 914 00
RF-WARBURG DISTRIBUTION ACCT	SDL INC	COM	28 193 00	217 0000	6 117 881 00	148 1875	4 177 850 19
RF WARBURG DISTRIBUTION ACCT	STANFORD MICRODEVICES INC	COM STOCK	7 975 00	28 3090	225 764 64	36 0000	287 100 00
RF-WARBURG DISTRIBUTION ACCT	WEBSense INC	COM	29 834 00	12 8531	386 442 79	14 5000	432 593 00
RF WARBURG DISTRIBUTION ACCT	WESTERN WIRELESS CORP	CL A	40 852 00	48 9234	1 898 820 09	39 1875	1 800 887 75
RF INSTITUTIONAL CAPITAL	ABBOTT LABS	COM NPV	48 000 00	41 7451	1 920 278 09	48 4375	2 228 125 00
RF INSTITUTIONAL CAPITAL	AETNA INC	COM	7 600 00	38 8803	280 290 49	41 0825	312 075 00
RF INSTITUTIONAL CAPITAL	AIR PRODS + CHEMS INC	COM	35 250 00	32 6840	1 152 112 43	41 0000	1 445 250 00
RF INSTITUTIONAL CAPITAL	ALLSTATE CORP	COM	82 450 00	25 1893	2 076 854 97	43 5825	3 591 728 13
RF - INSTITUTIONAL CAPITAL	AMERICAN ELEC PWR INC	COM	23 900 00	42 4504	1 014 564 18	46 5000	1 111 350 00
RF - INSTITUTIONAL CAPITAL	BANK ONE CORP	COM	45 900 00	33 2587	1 528 484 22	38 8250	1 681 087 50
RF INSTITUTIONAL CAPITAL	BAUSCH + LOMB INC	COM	26 800 00	54 1888	1 452 260 78	40 4375	1 083 725 00
RF INSTITUTIONAL CAPITAL	BECTON DICKINSON + CO	COM	48 200 00	28 2351	1 304 483 87	34 6250	1 599 675 00
RF INSTITUTIONAL CAPITAL	BRISTOL MYERS SQUIBB CO	COM	42 050 00	54 3348	2 284 771 25	73 9375	3 109 071 87
RF INSTITUTIONAL CAPITAL	BURLINGTON NORTHN SANTA FE	COM	45 150 00	24 0071	1 083 918 98	28 3125	1 278 309 38
RF INSTITUTIONAL CAPITAL	CITIGROUP INC	COM	93 287 22	41 4150	3 882 665 91	51 0825	4 762 457 42
RF INSTITUTIONAL CAPITAL	CONOCO INC	CL A	108 800 00	24 9322	2 662 756 65	28 8250	3 057 150 00
RF INSTITUTIONAL CAPITAL	EDISON INTL	COM	35 900 00	21 6971	778 925 21	15 6250	560 937 50
RF INSTITUTIONAL CAPITAL	ELECTRONIC DATA SYS CORP NEW	COM	35 250 00	40 9510	1 443 522 10	57 7500	2 035 687 50
RF INSTITUTIONAL CAPITAL	EXXON MOBIL CORP	COM	30 860 00	81 4371	2 498 859 97	88 9375	2 665 503 75
RF - INSTITUTIONAL CAPITAL	FPL GROUP INC	COM	48 000 00	52 3149	2 408 484 74	71 7500	3 300 500 00
RF INSTITUTIONAL CAPITAL	FEDERAL NATL MTG ASSN	COM	47 750 00	57 1044	2 726 733 64	86 7500	4 142 312 50
RF INSTITUTIONAL CAPITAL	FIRST UN CORP	COM	74 300 00	30 1780	2 242 222 33	27 8125	2 068 488 75
RF INSTITUTIONAL CAPITAL	GENERAL DYNAMICS CORP	COM	41 900 00	58 0490	2 432 253 10	78 0000	3 288 200 00
RF INSTITUTIONAL CAPITAL	GENERAL MTRS CORP	COM	45 500 00	64 6956	2 943 651 73	50 9375	2 317 656 25
RF INSTITUTIONAL CAPITAL	GENERAL MTRS CORP	CL H NEW	66 400 00	23 2122	1 541 289 94	23 0000	1 527 200 00
RF INSTITUTIONAL CAPITAL	HOUSEHOLD INTL INC	COM	55 700 00	43 6035	2 428 716 42	55 0000	3 063 500 00
RF - INSTITUTIONAL CAPITAL	INTERNATIONAL BUSINESS MACHS	COM	23 050 00	111 2770	2 584 934 24	85 0000	1 959 250 00
RF INSTITUTIONAL CAPITAL	KIMBERLY CLARK CORP	COM	44 250 00	57 6445	2 550 770 20	70 6900	3 128 032 50
RF INSTITUTIONAL CAPITAL	KNIGHT RIDDER INC	COM	25 400 00	53 9353	1 369 957 58	58 8750	1 444 625 00
RF - INSTITUTIONAL CAPITAL	LITTON INDS INC	COM	13 150 00	57 8224	757 734 35	78 6875	1 034 740 83
RF INSTITUTIONAL CAPITAL	METLIFE INC	COM	97 100 00	19 9837	1 940 418 35	35 0000	3 398 500 00
RF INSTITUTIONAL CAPITAL	MOTOROLA INC	COM	77 500 00	32 5170	2 520 064 72	20 2500	1 569 375 00
RF INSTITUTIONAL CAPITAL	PHARMACIA CORP	COM	42 350 00	54 6882	2 316 044 50	61 0000	2 583 350 00
RF INSTITUTIONAL CAPITAL	SEARS ROEBUCK + CO	COM	95 600 00	32 7843	3 132 265 00	34 7500	3 322 100 00
RF INSTITUTIONAL CAPITAL	TRW INC	COM	35 250 00	44 2607	1 560 188 27	38 7500	1 365 937 50
RF INSTITUTIONAL CAPITAL	TARGET CORP	COM	74 300 00	27 8714	2 070 841 63	32 2500	2 396 175 00
RF - INSTITUTIONAL CAPITAL	TEXACO INC	COM	51 300 00	57 9061	2 970 585 04	62 1250	3 187 012 50
RF INSTITUTIONAL CAPITAL	THERMO ELECTRON CORP	COM	36 550 00	24 9459	911 772 80	29 7500	1 087 362 50
RF - INSTITUTIONAL CAPITAL	TRICON GLOBAL RESTAURANTS INC	COM	72 450 00	28 0018	2 028 730 78	33 0000	2 390 850 00
RF - INSTITUTIONAL CAPITAL	TYCO INTL LTD NEW	COM	28 150 00	48 6455	1 369 370 83	55 5000	1 562 325 00
RF INSTITUTIONAL CAPITAL	USX MARATHON GROUP	COM NEW	68 500 00	27 5034	1 828 978 92	27 7500	1 845 375 00
RF INSTITUTIONAL CAPITAL	VERIZON COMMUNICATIONS		62 950 00	54 0582	3 402 983 44	50 1250	3 155 368 75
RF - INSTITUTIONAL CAPITAL	WELLS FARGO + CO NEW	COM	62 200 00	41 9039	2 608 424 28	55 6875	3 483 782 50
RF INSTITUTIONAL CAPITAL	WEYERHAEUSER CO	COM	61 000 00	45 6606	2 328 688 52	50 7500	2 588 250 00
RF INSTITUTIONAL CAPITAL	WORLDCOM INC	COM	98 000 00	19 2260	1 884 150 51	14 0825	1 378 125 00
DRESDNER RCM GLOBAL INVESTORS	AMERICA ONLINE INC DEL	COM	15 000 00	49 9000	748 500 00	34 8000	622 000 00
DRESDNER RCM GLOBAL INVESTORS	AMERICAN INTL GROUP INC	COM	12 000 00	98 0300	1 176 360 00	98 5825	1 182 750 00
DRESDNER RCM GLOBAL INVESTORS	AMGEN INC	COM	32 000 00	67 2188	2 151 001 60	83 9375	2 046 000 00
DRESDNER RCM GLOBAL INVESTORS	ANHEUSER BUSCH COS INC	COM	27 000 00	47 0344	1 269 929 50	45 5000	1 228 500 00
DRESDNER RCM GLOBAL INVESTORS	APPLERA CORP APPLIED BIOSYS	COM	8 000 00	105 6550	845 240 00	94 0625	752 500 00
DRESDNER RCM GLOBAL INVESTORS	AVON PRODS INC	COM	8 000 00	48 8848	374 916 50	47 8750	383 000 00
DRESDNER RCM GLOBAL INVESTORS	BRISTOL MYERS SQUIBB CO	COM	4 200 00	62 8125	263 812 50	73 9375	310 537 50
DRESDNER RCM GLOBAL INVESTORS	CISCO SYS INC	COM	75 000 00	53 2020	3 990 150 00	38 2500	2 868 750 00
DRESDNER RCM GLOBAL INVESTORS	CITIGROUP INC	COM	13 500 00	50 7500	685 125 00	51 0825	689 343 75
DRESDNER RCM GLOBAL INVESTORS	CLEAR CHANNEL COMMUNICATIONS	COM	9 000 00	53 2209	478 988 10	48 4375	435 937 50
DRESDNER RCM GLOBAL INVESTORS	COCA COLA CO	COM	11 000 00	81 3425	674 767 50	60 9375	870 312 50
DRESDNER RCM GLOBAL INVESTORS	COLGATE PALMOLIVE CO	COM	11 000 00	59 8500	658 150 00	64 5500	710 050 00

THE ROCKEFELLER FOUNDATION
990 HOLDINGS
AS OF DECEMBER 31 2000

Fund Name	Security Name	Security Description	Shares/Par Value	Base Unit Cost	Base Total Cost	Base Price Amount	Base Market Value
DRESDNER RCM GLOBAL INVESTORS	CORNING INC	COM	13 000 00	66 6772	866 804 00	52 8125	686 562 50
DRESDNER RCM GLOBAL INVESTORS	DELL COMPUTER CORP	COM	14 000 00	25 1515	352 121 00	17 4375	244 125 00
DRESDNER RCM GLOBAL INVESTORS	E M C CORP MASS	COM	28 000 00	87 1635	2 440 579 00	66 5000	1 862 000 00
DRESDNER RCM GLOBAL INVESTORS	ENRON CORP	COM	12 000 00	80 4050	964 860 00	83 1250	997 500 00
DRESDNER RCM GLOBAL INVESTORS	GENENTECH INC	COM	7 000 00	80 2800	561 860 00	81 5000	570 500 00
DRESDNER RCM GLOBAL INVESTORS	GENERAL DYNAMICS CORP	COM	6 800 00	72 0000	489 600 00	78 0000	530 400 00
DRESDNER RCM GLOBAL INVESTORS	GENERAL ELEC CO	COM	76 000 00	52 7500	4 009 000 00	47 9375	3 643 250 00
DRESDNER RCM GLOBAL INVESTORS	HEWLETT PACKARD CO	COM	9 000 00	37 0000	333 000 00	31 5625	284 062 50
DRESDNER RCM GLOBAL INVESTORS	HOME DEPOT INC	COM	15 000 00	41 6353	624 530 20	45 6875	685 312 50
DRESDNER RCM GLOBAL INVESTORS	HUMAN GENOME SCIENCES INC	COM	8 500 00	76 0763	646 648 20	69 3125	589 158 25
DRESDNER RCM GLOBAL INVESTORS	INTEL CORP	COM	63 000 00	40 9879	2 580 875 00	30 0625	1 893 937 50
DRESDNER RCM GLOBAL INVESTORS	INTERNATIONAL BUSINESS MACHS	COM	5 000 00	99 5000	497 500 00	85 0000	425 000 00
DRESDNER RCM GLOBAL INVESTORS	I2 TECHNOLOGIES INC	COM	4 000 00	69 9688	279 875 00	54 3750	217 500 00
DRESDNER RCM GLOBAL INVESTORS	JOHNSON + JOHNSON	COM	2 900 00	98 8291	286 604 50	105 0625	304 681 25
DRESDNER RCM GLOBAL INVESTORS	JUNIPER NETWORKS INC	COM	3 200 00	158 5290	507 292 92	126 0625	403 400 00
DRESDNER RCM GLOBAL INVESTORS	LILLY EU + CO	COM	11 000 00	88 4447	972 892 10	93 0625	1 023 687 50
DRESDNER RCM GLOBAL INVESTORS	MARSH + MCLENNAN COS INC	COM	2 300 00	115 8243	266 395 87	117 0000	289 100 00
DRESDNER RCM GLOBAL INVESTORS	MAXIM INTEGRATED PRODS INC	COM	5 500 00	58 1456	319 800 70	47 8125	262 968 75
DRESDNER RCM GLOBAL INVESTORS	MEDIMMUNE INC	COM	5 600 00	48 9173	273 936 68	47 6875	267 050 00
DRESDNER RCM GLOBAL INVESTORS	MERCK + CO INC	COM	12 000 00	91 0625	1 092 750 00	93 6250	1 123 500 00
DRESDNER RCM GLOBAL INVESTORS	MICROSOFT CORP	COM	40 000 00	67 6728	2 708 911 40	43 3750	1 735 000 00
DRESDNER RCM GLOBAL INVESTORS	MILLENNIUM PHARMACEUTICALS	COM	9 000 00	63 5925	572 332 50	61 8750	556 875 00
DRESDNER RCM GLOBAL INVESTORS	NEXTEL COMMUNICATIONS INC	CL A	19 000 00	34 2452	650 658 02	24 7500	470 250 00
DRESDNER RCM GLOBAL INVESTORS	NIKE INC	CL B	16 000 00	42 5010	680 015 40	55 8125	893 000 00
DRESDNER RCM GLOBAL INVESTORS	ORACLE CORP	COM	34 000 00	28 3750	964 750 00	29 0625	988 125 00
DRESDNER RCM GLOBAL INVESTORS	PMC SIERRA INC	COM	2 000 00	131 1250	262 250 00	78 6250	157 250 00
DRESDNER RCM GLOBAL INVESTORS	PFIZER INC	COM	88 000 00	42 8601	3 771 685 20	48 0000	4 048 000 00
DRESDNER RCM GLOBAL INVESTORS	PHARMACIA CORP	COM	23 000 00	58 4070	1 343 360 40	61 0000	1 403 000 00
DRESDNER RCM GLOBAL INVESTORS	QUALCOMM INC	COM	10 500 00	87 5817	919 608 30	82 1875	962 968 75
DRESDNER RCM GLOBAL INVESTORS	QWEST COMMUNICATIONS INTL INC	COM	25 500 00	42 2124	1 076 418 75	41 0000	1 045 500 00
DRESDNER RCM GLOBAL INVESTORS	SBC COMMUNICATIONS INC	COM	7 000 00	57 3125	401 187 50	47 7500	334 250 00
DRESDNER RCM GLOBAL INVESTORS	SDL INC	COM	4 000 00	254 3125	1 017 250 00	148 1875	592 750 00
DRESDNER RCM GLOBAL INVESTORS	SCHERING PLOUGH CORP	COM	10 000 00	52 0000	520 000 00	58 7500	567 500 00
DRESDNER RCM GLOBAL INVESTORS	SIEBEL SYS INC	COM	8 500 00	99 4767	845 551 80	67 6250	574 812 50
DRESDNER RCM GLOBAL INVESTORS	SUN MICROSYSTEMS INC	COM	36 000 00	46 9931	1 691 750 00	27 8750	1 003 500 00
DRESDNER RCM GLOBAL INVESTORS	TARGET CORP	COM	15 000 00	28 1875	422 812 50	32 2500	483 750 00
DRESDNER RCM GLOBAL INVESTORS	TIME WARNER INC	COM	13 500 00	73 4388	991 423 40	52 2400	705 240 00
DRESDNER RCM GLOBAL INVESTORS	TYCO INTL LTD NEW	COM	35 000 00	53 6156	1 878 545 75	55 5000	1 942 500 00
DRESDNER RCM GLOBAL INVESTORS	VERITAS SOFTWARE CORP	COM	8 000 00	121 5655	972 524 25	87 5000	700 000 00
DRESDNER RCM GLOBAL INVESTORS	VERISIGN INC	COM	2 000 00	119 9375	239 875 00	74 1875	148 375 00
DRESDNER RCM GLOBAL INVESTORS	WAL MART STORES INC	COM	18 000 00	48 8125	842 625 00	53 1250	956 250 00
DRESDNER RCM GLOBAL INVESTORS	WALGREEN CO	COM	9 000 00	40 4198	363 778 76	41 8125	378 312 50
DRESDNER RCM GLOBAL INVESTORS	WATERS CORP	COM	5 000 00	65 4069	327 034 25	83 5000	417 500 00
DRESDNER RCM GLOBAL INVESTORS	WORLDCOM INC	COM	38 000 00	16 5030	594 108 90	14 0625	506 250 00
DRESDNER RCM GLOBAL INVESTORS	TYCOM LTD	COM SHS	8 000 00	30 4050	243 240 00	22 3750	179 000 00
DRESDNER RCM GLOBAL INVESTORS	CHECK POINT SOFTWARE	SHS	4 800 00	136 9112	657 173 84	133 5625	641 100 00
TCW ASSET MANAGEMENT	AMERICAN INTL GROUP INC	COM	38 800 00	98 5087	3 822 176 38	98 5825	3 824 225 00
TCW ASSET MANAGEMENT	AMGEN INC	COM	64 800 00	65 4757	4 242 825 36	63 9375	4 143 150 00
TCW ASSET MANAGEMENT	APPLIED MATERIALS INC	COM	48 900 00	42 3452	2 070 680 67	38 1875	1 867 368 75
TCW ASSET MANAGEMENT	BIAGEN INC	COM	83 400 00	56 7238	4 730 748 24	60 0625	5 009 212 50
TCW ASSET MANAGEMENT	CISCO SYS INC	COM	76 000 00	53 1530	4 039 628 00	38 2500	2 907 000 00
TCW ASSET MANAGEMENT	DELL COMPUTER CORP	COM	181 600 00	25 5813	4 645 564 08	17 4375	3 166 650 00
TCW ASSET MANAGEMENT	GENENTECH INC	COM	57 000 00	77 5691	4 421 438 70	81 5000	4 645 500 00
TCW ASSET MANAGEMENT	GENERAL ELEC CO	COM	43 600 00	52 5735	2 292 204 64	47 8375	2 090 075 00
TCW ASSET MANAGEMENT	HOME DEPOT INC	COM	91 700 00	38 6443	3 635 386 27	45 6875	4 189 543 75
TCW ASSET MANAGEMENT	INTEL CORP	COM	70 600 00	41 7866	2 950 838 06	30 0625	2 122 412 50
TCW ASSET MANAGEMENT	JDS UNIPHASE CORP	COM	58 800 00	75 5744	4 443 774 08	41 6875	2 451 225 00
TCW ASSET MANAGEMENT	MAXIM INTEGRATED PRODS INC	COM	80 500 00	67 8164	5 459 221 55	47 8125	3 848 908 25
TCW ASSET MANAGEMENT	MICROSOFT CORP	COM	49 400 00	69 6148	3 438 961 90	43 3750	2 142 725 00
TCW ASSET MANAGEMENT	NETWORK APPLIANCE INC	COM	27 300 00	78 7092	2 094 159 94	64 1875	1 752 318 75
TCW ASSET MANAGEMENT	PAYCHEX INC	COM	70 700 00	56 9551	4 026 726 28	48 6250	3 437 787 50
TCW ASSET MANAGEMENT	PFIZER INC	COM	88 800 00	43 0601	3 737 815 82	48 0000	3 992 800 00
TCW ASSET MANAGEMENT	PIXAR	COM	51 900 00	30 1331	1 563 909 81	30 0000	1 557 000 00
TCW ASSET MANAGEMENT	PROGRESSIVE CORP OHIO	COM	76 500 00	98 9471	7 569 453 15	103 6250	7 927 312 50
TCW ASSET MANAGEMENT	PROVIDIAN FINL CORP	COM	67 200 00	46 6510	3 134 843 84	57 5000	3 864 000 00
TCW ASSET MANAGEMENT	QUALCOMM INC	COM	14 600 00	99 8594	1 457 947 94	82 1875	1 199 937 50

THE ROCKEFELLER FOUNDATION
990 HOLDINGS
AS OF DECEMBER 31, 2000

Fund Name	Security Name	Security Description	Shares/Par Value	Base Unit Cost	Base Total Cost	Base Price	
						Amount	Base Market Value
TCW ASSET MANAGEMENT	SCHWAB CHARLES CORP	NEW COM STK	127,800.00	31.0841	3,972,550.32	28.3750	3,628,325.00
TCW ASSET MANAGEMENT	SIEBEL SYS INC	COM	60,700.00	98.3458	5,969,590.06	67.6250	4,104,837.50
TCW ASSET MANAGEMENT	SOUTHWEST AIRLS CO	COM	62,600.00	30.0029	1,878,181.54	33.5300	2,098,978.00
TCW ASSET MANAGEMENT	STILWELL FINANCIAL INC	COM	106,600.00	43.8776	4,677,353.40	39.4375	4,204,037.50
TCW ASSET MANAGEMENT	WAL MART STORES INC	COM	61,800.00	48.3567	2,988,443.34	53.1250	3,283,125.00
TCW ASSET MANAGEMENT	XILINX INC	COM	63,100.00	68.8122	4,342,047.90	46.1250	2,910,487.50
TCW ASSET MANAGEMENT	YAHOO INC	COM	43,700.00	58.1779	2,542,374.23	30.0825	1,313,731.25
TUKMAN CAPITAL MANAGEMENT	AMERICAN HOME PRODUCTS CORP	COM	114,700.00	59.3726	6,810,038.17	63.5500	7,289,185.00
TUKMAN CAPITAL MANAGEMENT	AMERICAN INTL GROUP INC	COM	110,300.00	98.3825	10,851,589.44	98.5625	10,871,443.75
TUKMAN CAPITAL MANAGEMENT	ANHEUSER BUSCH COS INC	COM	150,500.00	47.4678	7,143,898.30	45.5000	6,847,750.00
TUKMAN CAPITAL MANAGEMENT	DISNEY WALT CO	DISNEY COM	127,300.00	30.3279	3,860,736.16	28.9375	3,683,743.75
TUKMAN CAPITAL MANAGEMENT	ELECTRONIC DATA SYS CORP NEW	COM	97,100.00	53.5705	5,201,696.41	57.7500	5,607,525.00
TUKMAN CAPITAL MANAGEMENT	FEDERAL NATL MTG ASSN	COM	87,800.00	80.4707	7,065,326.78	86.7500	7,616,650.00
TUKMAN CAPITAL MANAGEMENT	GANNETT INC	COM	106,500.00	54.4028	5,793,893.43	63.0625	6,716,156.25
TUKMAN CAPITAL MANAGEMENT	GENERAL ELEC CO	COM	124,300.00	52.0089	6,464,705.37	47.9375	5,958,631.25
TUKMAN CAPITAL MANAGEMENT	HEINZ H J CO	COM	78,500.00	45.3408	3,559,251.23	47.4375	3,723,843.75
TUKMAN CAPITAL MANAGEMENT	INTERNATIONAL BUSINESS MACHS	COM	27,400.00	100.2606	2,747,140.35	85.0000	2,329,000.00
TUKMAN CAPITAL MANAGEMENT	KIMBERLY CLARK CORP	COM	28,300.00	66.2777	1,875,658.24	70.6900	2,000,527.00
TUKMAN CAPITAL MANAGEMENT	PEPSICO INC	COM	100,400.00	44.4617	4,463,953.52	49.5625	4,976,075.00
TUKMAN CAPITAL MANAGEMENT	PROCTER + GAMBLE CO	COM	56,600.00	74.4464	4,213,667.16	78.4375	4,439,562.50
TUKMAN CAPITAL MANAGEMENT	SARA LEE CORP	COM	61,100.00	23.7245	1,449,566.00	24.5625	1,500,768.75
TUKMAN CAPITAL MANAGEMENT	WAL MART STORES INC	COM	118,100.00	50.7574	5,994,452.60	53.1250	6,274,062.50
TUKMAN CAPITAL MANAGEMENT	WELLS FARGO + CO NEW	COM	105,000.00	44.1064	4,631,172.00	55.6875	5,847,187.50
COMMON STOCK TOTAL			32,971,551.26		1,120,616,176.84		1,169,586,804.84
PREFERRED STOCK							
RF- WESTERN ASSET MANAGEMENT	HOME OWNERSHIP	SER 144A PFD	2,000.00	1000.8390	2,001,678.00	762.3100	1,524,820.00
RF- WESTERN ASSET MANAGEMENT	HOME OWNERSHIP FDG CORP II	PFD STEP DOWN 144A	1,900.00	1000.6300	1,901,197.00	762.6500	1,449,035.00
RF- EMERGING MARKETS MGMT	ST PETERSBURG PROPERTY CO NV		20.00	1000.0000	20,000.00	0.0000	-
RF- WHIPPOORWILL ASSOCIATES	MARVEL ENTERPRISES INC	PFD CONV	244,271.00	8.0344	1,962,582.25	1.7500	427,474.25
RF- WHIPPOORWILL ASSOCIATES	TOKHEIM CORP	PFD SERIES A	129.33	0.2402	31.06	0.2500	32.33
RF- PROGRAM RELATED INVT (PRI)	PRO FUND INTERNATIONAL S A	PFD	173,585.00	0.0000	-	0.0000	-
RF - PIMCO	GRAND MET DE LTD PRTN	GUARANTEED PFD SECS	9,000.00	27.7000	249,300.00	26.4375	237,937.50
RF - PIMCO	HOME OWNERSHIP	SER 144A PFD	3,000.00	1000.7900	3,002,370.00	762.3100	2,288,930.00
RF-LOOMIS SAYLES	ADELPHIA BUSINESS SOLUTIONS	SR PFD EXCHANGEABLE SER B	1,404.81	444.0356	623,784.34	220.0000	309,057.54
RF-EII REALTY SECURITIES	VORNADO REALTY TR	PFD CONV SER A	10,900.00	58.1272	633,586.28	54.0000	588,600.00
RF-WARBURG DISTRIBUTION ACCT	CENSTOR CORP	PFD CONV SER B	15,755.00	0.0000	-	0.0000	-
RF-WARBURG DISTRIBUTION ACCT	CENSTOR CORP	SERIES A PFD	31,058.00	0.0000	-	0.0000	-
PREFERRED STOCK TOTAL			493,023.14		10,394,628.93		8,823,586.62
REAL ESTATE							
RF-EII REALTY SECURITIES	AMB PPTY CORP	COM	96,842.00	22.8927	2,216,971.13	25.8125	2,499,734.13
RF-EII REALTY SECURITIES	APARTMENT INVT + MGMT CO	CLASS A	54,400.00	38.2991	2,083,470.72	49.9375	2,718,800.00
RF-EII REALTY SECURITIES	ARCHSTONE CMNTYS TR	SH BEN INT	4,000.00	24.0595	96,238.00	25.7500	103,000.00
RF-EII REALTY SECURITIES	ARDEN RLTY INC	COM	59,900.00	26.2855	1,574,502.14	25.1250	1,504,887.50
RF-EII REALTY SECURITIES	AVALONBAY CMNTYS INC	COM	31,473.00	36.6417	1,153,224.60	50.1250	1,577,584.13
RF-EII REALTY SECURITIES	BRE PPTYS INC	COM	23,100.00	26.8584	620,427.94	31.6875	731,981.25
RF-EII REALTY SECURITIES	BOSTON PPTYS INC	COM	58,700.00	34.1825	2,007,099.51	43.5000	2,553,450.00
RF-EII REALTY SECURITIES	BRANDYWINE RLTY TR	SH BEN INT NEW	36,700.00	18.0231	661,446.39	20.6875	759,231.25
RF-EII REALTY SECURITIES	CARRAMERICA RLTY CORP	COM	44,200.00	21.9150	968,644.15	31.3125	1,384,012.50
RF-EII REALTY SECURITIES	CHATEAU CMNTYS INC	COM	48,200.00	29.3944	1,416,807.90	30.4375	1,467,087.50
RF-EII REALTY SECURITIES	EQUITY OFFICE PPTYS TR	COM	146,557.00	28.2278	4,136,983.41	32.8250	4,781,422.13
RF-EII REALTY SECURITIES	EQUITY RESIDENTIAL PPTYS TR	SH BEN INT	48,900.00	44.9921	2,200,112.90	55.3125	2,704,781.25
RF-EII REALTY SECURITIES	FRANCHISE FIN CORP AMER	COM	62,900.00	25.6673	1,614,473.00	23.3125	1,466,356.25
RF-EII REALTY SECURITIES	HIGHWOODS PPTYS INC	COM	36,300.00	25.5829	928,661.01	24.8750	902,962.50
RF-EII REALTY SECURITIES	KILROY RLTY CORP	COM	43,100.00	24.0813	1,037,903.53	28.0625	1,209,493.75
RF-EII REALTY SECURITIES	KIMCO RLTY CORP	COM	48,200.00	36.0080	1,735,489.15	44.1875	2,129,837.50
RF-EII REALTY SECURITIES	LIBERTY PROPERTY	SH BEN INT SUPP	41,200.00	24.9344	1,027,298.18	28.5625	1,176,775.00
RF-EII REALTY SECURITIES	MACERICH CO	REIT	30,500.00	25.6425	782,097.73	19.1875	585,218.75
RF-EII REALTY SECURITIES	MANUFACTURED HOME CMNTYS INC	COM	21,800.00	24.1238	525,895.50	29.0000	632,200.00
RF-EII REALTY SECURITIES	NATIONWIDE HEALTH PPTYS INC	COM	71,900.00	14.7607	1,061,293.70	12.8750	925,712.50
RF-EII REALTY SECURITIES	POST PPTYS INC	COM	36,300.00	38.1827	1,386,030.94	37.5625	1,363,518.75
RF-EII REALTY SECURITIES	PRENTISS PPTYS TR	SH BEN INT	19,900.00	25.5471	508,387.76	26.9375	536,056.25
RF-EII REALTY SECURITIES	PROLOGIS TR	SH BEN INT	107,400.00	22.5056	2,417,101.65	22.2500	2,389,650.00

THE ROCKEFELLER FOUNDATION
990 HOLDINGS
AS OF DECEMBER 31, 2000

Fund Name	Security Name	Security Description	Shares/Par Value	Base Unit Cost	Base Total Cost	Base Price Amount	Base Market Value
RF-EII REALTY SECURITIES	PUBLIC STORAGE INC	COM	49,828.00	26.2289	1,306,933.01	24.3125	1,211,443.25
RF-EII REALTY SECURITIES	ROUSE CO	COM	49,100.00	23.2528	1,141,714.20	25.5000	1,252,050.00
RF-EII REALTY SECURITIES	SL GREEN RLTY CORP	COM	43,200.00	22.9816	992,806.23	28.0000	1,209,600.00
RF-EII REALTY SECURITIES	SIMON PPTY GROUP INC NEW	COM	59,500.00	30.4512	1,811,846.75	24.0000	1,428,000.00
RF-EII REALTY SECURITIES	SMITH CHARLES E RESIDENTIAL	COM	22,900.00	32.4350	742,780.47	47.0000	1,076,300.00
RF-EII REALTY SECURITIES	SPIEKER PTYS INC	COM	29,800.00	37.0772	1,104,901.19	50.1250	1,493,725.00
RF-EII REALTY SECURITIES	STORAGE USA INC	COM	8,500.00	27.5959	234,565.08	31.7500	269,875.00
RF-EII REALTY SECURITIES	SUN CMNTYS INC	COM	38,000.00	34.9547	1,328,280.00	33.5000	1,273,000.00
RF-EII REALTY SECURITIES	TAUBMAN CENTERS INC	REIT	59,100.00	12.8974	762,236.07	10.9375	646,406.25
RF-EII REALTY SECURITIES	VORNADO RLTY TR	COM	49,600.00	39.7691	1,972,549.77	38.3125	1,900,300.00
RF- SANFORD C BERNSTEIN 11	ARDEN RLTY INC	COM	32,000.00	24.3658	779,705.86	25.1250	804,000.00
RF- SANFORD C BERNSTEIN 11	AVALONBAY CMNTYS INC	COM	18,000.00	34.6138	623,047.66	50.1250	902,250.00
RF- SANFORD C BERNSTEIN 11	DUKE WEEKS RLTY CORP	COM NEW	28,000.00	21.9307	614,059.18	24.6250	689,500.00
RF- SANFORD C BERNSTEIN 11	EASTGROUP PTYS INC	COM	11,500.00	20.6027	236,930.71	22.3750	257,312.50
RF- SANFORD C BERNSTEIN 11	FELCOR LODGING TR INC	COM	16,500.00	18.3754	303,184.42	23.9375	394,968.75
RF- SANFORD C BERNSTEIN 11	LIBERTY PROPERTY	SH BEN INT SUPP	23,200.00	24.1259	559,720.50	28.5625	662,650.00
RF- SANFORD C BERNSTEIN 11	POST PTYS INC	COM	15,300.00	40.0942	613,441.26	37.5625	574,706.25
RF- SANFORD C BERNSTEIN 11	SUMMIT PTYS INC	COM	32,700.00	22.5289	736,694.72	26.0000	850,200.00
REAL ESTATE TOTAL			1,759,200.00		48,025,948.02		62,997,938.89
FOREIGN EQUITY							
COMMON STOCK							
RF-BGI INTERNATIONAL FUND	BGI INTL FUND		4,630,122.41	39.4421	182,621,809.57	35.8464	165,973,400.53
RF-CAPITAL INTL EMERG MKTS GRT	CAPITAL INTL EMG MRKTS GRWTH		753,183.66	60.8114	45,802,149.70	48.6800	36,664,980.47
ARGENTINA							
RF- EMERGING MARKETS MGMT	IRSA INVERSIONES Y	ARS1	50,295.00	1.728306	86,925.15	1.672688	84,127.84
RF- EMERGING MARKETS MGMT	NORTEL INVERSORA S A	SPONSORED ADR REPSTG PFD SER B	11,400.00	13.75	156,750.00	8	91,200.00
RF- EMERGING MARKETS MGMT	PEREZ COMPANC SA NEW	SPONSORED ADR REPSTG SHS B	7,760.00	16.475747	127,851.80	15.625	121,250.00
RF- EMERGING MARKETS MGMT	TELECOM ARGENTINA STET FRANCE	SPONSORED ADR REPSTG CL B SHS	1,600.00	17.6512	28,241.92	15.6875	25,100.00
RF- EMERGING MARKETS MGMT	BEMBERG INDUSTRIAL S A		150,000.00	1	150,000.00	1.0453	156,795.00
AUSTRALIA							
JENNISON ASSOCIATES CORP	BRAMBLES INDS LTD	NPV	99,467.00	26.571044	2,642,942.04	23.337158	2,321,277.10
RF- MERCATOR ASSET MANAGEMENT	AUST + NZ BANK GRP	NPV	230,000.00	2.306949	530,598.38	7.990198	1,837,745.63
RF- ACADIAN ASSET MANAGEMENT	BHP LTD	NPV	39,400.00	10.442316	411,427.24	10.532837	414,993.79
RF- ACADIAN ASSET MANAGEMENT	ONESTEEL	NPV	9,850.00	0.447114	4,404.07	0.527864	5,189.46
RF- CAPITAL GUARDIAN	AUST + NZ BANK GRP	NPV	117,730.00	6.601059	777,142.73	7.990198	940,686.06
RF- CAPITAL GUARDIAN	WESTPAC BKG CORP	NPV	65,024.00	6.638493	431,861.34	7.331202	476,704.05
RF- CAPITAL GUARDIAN	CABLE + WIRELESS OPTUS	NPV	156,000.00	2.090717	326,151.92	2.067005	322,452.85
RF- CAPITAL GUARDIAN	BHP LTD	NPV	150,208.00	7.716004	1,158,990.03	10.532837	1,582,096.37
RF- CAPITAL GUARDIAN	ONESTEEL	NPV	28,120.00	0.336208	9,454.10	0.527864	14,843.54
RF- CAPITAL GUARDIAN	FOSTERS BREWING GR	NPV (POST RECON)	7,006.00	2.642612	18,514.14	2.622652	18,374.30
RF- CAPITAL GUARDIAN	LEND LEASE CORP	NPV	24,588.00	13.342818	328,073.20	9.301524	228,705.88
RF- CAPITAL GUARDIAN	NATL AUSTRALIA BK	NPV	21,000.00	15.663021	328,923.45	16.008179	336,171.76
RF- CAPITAL GUARDIAN	QBE INS GROUP	NPV	95,122.00	4.056714	385,882.73	5.495345	522,728.21
RF- CAPITAL GUARDIAN	NEWS CORPORATION	NPV	46,874.00	6.54886	306,971.26	7.779053	364,635.32
RF- CAPITAL GUARDIAN	WMC LTD	NPV	71,200.00	4.142541	294,948.95	4.254586	302,926.54
RF-LAZARD ASSET MANAGEMENT	BHP LTD	NPV	155,000.00	8.498779	1,317,310.69	10.532837	1,632,589.79
RF- INSTITUTIONAL CAPITAL	NEWS CORP LTD	SPNSRD ADR REP PFD LTD VTG ORD	61,700.00	42.916817	2,647,967.58	29.0625	1,793,156.25
AUSTRIA							
RF- EMERGING MARKETS MGMT	JULIUS MEINL INTL	AUSH100	23,225.00	20.132	467,565.69	9.576242	222,408.22
BELGIUM							
RF- ACADIAN ASSET MANAGEMENT	FORTIS B	NPV	71,800.00	23.889098	1,715,237.26	32.484115	2,332,359.44
BERMUDA							
RF- WARBURG PINCUS	MUTUAL RISK MGMT LTD	COM	15,100.00	20.857952	314,955.08	15.1875	229,331.25
RF- EMERGING MARKETS MGMT	VTECH HLDGS	USD0.05	13,000.00	3.808683	49,512.88	0.916678	11,916.81
RF-SOUND SHORE ASSET MGMT	PARTNERRE LTD	COM	62,000.00	43.201251	2,678,477.55	61	3,782,000.00
RF- SANFORD C BERNSTEIN 11	PARTNERRE LTD	COM	17,000.00	40.650487	691,058.28	61	1,037,000.00
BRAZIL							
RF- EMERGING MARKETS MGMT	ARACRUZ CELULOSE S A	SPONSORED ADR	8,600.00	17.9290	154,189.35	14.9375	128,462.50
RF- EMERGING MARKETS MGMT	COMPANHIA PARANAENSE DE ENERG	SPONSORED ADR REPSTG PFD SHS	30,300.00	7.5887	229,938.21	8.4375	255,656.25

THE ROCKEFELLER FOUNDATION
990 HOLDINGS
AS OF DECEMBER 31, 2000

Fund Name	Security Name	Security Description	Shares/Par Value	Base Unit Cost	Base Total Cost	Base Price Amount	Base Market Value
RF- EMERGING MARKETS MGMT	TELE CELULAR SUL	COM NPV	17,400,000.00	0.0026	44,551.99	0.0020	35,603.20
RF- EMERGING MARKETS MGMT	BRASIL TELECOM PAR	COM NPV	35,400,000.00	0.0059	207,845.71	0.0089	315,878.06
RF- EMERGING MARKETS MGMT	TELE NORTE LESTS P	COM NPV	21,727,816.00	0.0132	287,156.06	0.0164	356,560.31
RF- EMERGING MARKETS MGMT	TELENORDESTE CELUL	COM NPV	45,100,000.00	0.0022	100,300.13	0.0024	106,390.13
RF- EMERGING MARKETS MGMT	METALURGICA GERDAU	COM NPV	334,856.00	0.0000	-	0.0133	4,464.76
RF- EMERGING MARKETS MGMT	PETROL BRASILEIROS	COM NPV	8,100.00	21.3385	172,841.80	24.8719	201,462.26
RF- EMERGING MARKETS MGMT	PETROLEO BRASILEIRO SA	SPONSORED ADR	4,300.00	24.0000	103,200.00	25.2500	108,575.00
RF- EMERGING MARKETS MGMT	TELE NORTE LESTE PARTICIPACOES	SPONSORED ADR REPSTG PFD	2,300.00	23.3670	53,744.10	22.8125	52,468.75
RF- EMERGING MARKETS MGMT	UNIBANCO UNIAO DE BANCOS BRAS	GLOBAL DEPOSITORY RCPT REPSTG	900.00	28.1392	25,325.28	29.4375	26,493.75
RF- EMERGING MARKETS MGMT	VOTORANTIM CELULOSE E PAPEL SA	SPONSORED ADR	1,700.00	15.0000	25,500.00	13.9375	23,693.75
RF- EMERGING MARKETS MGMT	KLABIN PAPEL CELULOSE	RIGHTS 14DEC2000	63,787.00	0.0000	-	0.0000	-
RF- ACADIAN ASSET MANAGEMENT	BRADSPAR SA	PFD RTS EXP 10JAN2001	338.00	0.0000	-	0.0103	3.47
RF- ACADIAN ASSET MANAGEMENT	BCO BRADESCO SA	PFD RTS EX DATE 26DEC2000	33.00	0.0000	-	0.0000	-
RF- LAZARD ASSET MANAGEMENT	EMBRATEL PARTICIPACOES S A	SPONSORED ADR REPSTG PFD	30,100.00	26.3845	794,172.25	15.6875	472,193.75
RF- LAZARD ASSET MANAGEMENT	TELE NORTE LESTE PARTICIPACOES	SPONSORED ADR REPSTG PFD	29,122.00	22.9913	669,552.59	22.8125	664,345.63
CANADA							
RF- WARBURG PINCUS	PRECISION DRILLING CORP	COM	15,900.00	25.6559	407,928.06	37.5625	597,243.75
ARK MANAGEMENT II	RESEARCH IN MOTION LTD	COM	39,800.00	94.2588	3,751,499.82	80.0000	3,184,000.00
RF- MERCATOR ASSET MANAGEMENT	ALCAN ALUM LTD	COM	49,000.00	35.5544	1,742,164.92	34.1876	1,675,190.81
RF- MERCATOR ASSET MANAGEMENT	BANK N S HALIFAX	COM	63,000.00	9.0104	567,658.20	28.7815	1,811,974.37
RF- MERCATOR ASSET MANAGEMENT	CANADIAN TIRE LTD	CL A	60,400.00	14.4396	872,153.20	12.3834	747,958.73
RF- MERCATOR ASSET MANAGEMENT	HUDSONS BAY CO	ORD	64,400.00	10.3231	664,808.33	9.7869	630,278.27
RF- ACADIAN ASSET MANAGEMENT	CANADIAN IMPERIAL BK TORONTO	COM	35,300.00	27.7253	978,703.63	30.9588	1,092,837.06
RF-EII REALTY SECURITIES	BROOKFIELD PPTYS CORP	COM	30,000.00	14.5000	435,000.00	17.6250	528,750.00
RF-EII REALTY SECURITIES	TRIZEC HAHN CORP	SUB VTG	29,000.00	17.4341	505,588.96	15.1250	438,625.00
RF-ALLIANCE CAPITAL MGMT	NORTEL NETWORKS CORP	COM	121,000.00	57.5360	6,961,860.65	32.0625	3,879,562.50
RF - CAPITAL GUARDIAN	ABITIBI CONSOLIDATED INC	COM	44,200.00	7.7890	344,272.89	9.1877	406,096.37
RF - CAPITAL GUARDIAN	ALCAN ALUM LTD	COM	19,600.00	31.6789	620,906.06	34.1876	670,076.32
RF - CAPITAL GUARDIAN	BANK N S HALIFAX	COM	15,200.00	22.1992	348,527.17	28.7615	451,555.52
RF - CAPITAL GUARDIAN	BOMBARDIER INC	CLASS B	93,800.00	6.6287	621,775.80	15.4127	1,445,711.34
RF - CAPITAL GUARDIAN	MAGNA INTL INC	CL A SUB VTG	14,300.00	41.7360	596,824.32	41.8773	598,845.01
RF - CAPITAL GUARDIAN	MTEL CORP	COM NPV	16,400.00	23.6609	388,039.51	8.0559	132,116.47
RF - CAPITAL GUARDIAN	NORTEL NETWORKS CORP	COM	7,300.00	13.5984	99,268.25	32.1237	234,502.75
RF - CAPITAL GUARDIAN	SUNCOR ENERGY INC	COM NPV	12,600.00	15.3186	193,014.50	25.4992	321,289.90
RF - CAPITAL GUARDIAN	THOMSON CORP	COM	33,000.00	23.8376	786,540.32	38.2155	1,261,111.79
RF - INSTITUTIONAL CAPITAL	ALCAN ALUM LTD	COM	26,700.00	30.8649	824,081.90	34.1875	912,806.25
DRESDNER RCM GLOBAL INVESTORS	NORTEL NETWORKS CORP	COM	9,000.00	39.1875	352,687.50	32.0625	288,562.50
CHILE							
RF- EMERGING MARKETS MGMT	ADMINISTRADORA DE FONDAS DE PE	SPONSORED ADR	9,100.00	18.8901	171,899.95	20.2500	184,275.00
RF- EMERGING MARKETS MGMT	BANCO DE A EDWARDS	SPONSORED ADR REPSTG SER A	14,794.00	15.1846	224,640.65	13.5000	199,719.00
RF- EMERGING MARKETS MGMT	CRISTALERIAS DE CHILE S A	SPONSORED ADR	17,800.00	14.3813	255,986.89	18.8125	299,262.50
RF- EMERGING MARKETS MGMT	EMBOTELLADORA ANDINA SA	SPONSORED ADR REPSTG SER A	4,100.00	12.0722	49,496.02	12.0000	49,200.00
RF- EMERGING MARKETS MGMT	EMPRESA NACIONAL DE ELEC	SPONSORED ADR	8,400.00	10.9215	91,740.48	10.8750	91,350.00
RF- EMERGING MARKETS MGMT	ENERSIS S A	SPONSORED ADR	38,590.00	21.0225	811,258.67	17.6250	680,148.75
RF- EMERGING MARKETS MGMT	MASISA S A	SPONSORED ADR	16,400.00	11.3547	186,216.91	12.3000	201,720.00
RF- ACADIAN ASSET MANAGEMENT	COMPANIA DE TELECOM DE CHILE	SPONSORED ADR NEW	5,800.00	22.4663	130,304.54	13.1875	76,487.50
RF- ACADIAN ASSET MANAGEMENT	ENERSIS S A	SPONSORED ADR	10,600.00	20.4427	216,892.62	17.8250	186,825.00
COLUMBIA							
RF- EMERGING MARKETS MGMT	ALMACENES EXITO	COP10	42,385.00	3.0435	128,997.25	1.5857	66,363.97
RF- EMERGING MARKETS MGMT	SURAMERICANA INVER	COP187.50	100,252.00	5.4644	547,812.64	0.5367	53,802.49
CROATIA							
RF- EMERGING MARKETS MGMT	PLIVA D D	GLOBAL DEPOSITORY RCPT 144A	3,100.00	16.6000	51,460.00	11.8750	36,812.50
CZECH REPUBLIC							
RF- EMERGING MARKETS MGMT	CESKA SPORITLNA	CSK100	82,178.00	5.2812	433,997.54	6.2296	511,940.03
RF- EMERGING MARKETS MGMT	CEZ	CZK100	230,022.00	2.3857	548,789.24	2.6869	618,054.03
DENMARK							
RF- LAZARD ASSET MANAGEMENT	TELE DANMARK A/S	DKK5	26,900.00	63.8982	1,718,861.81	40.7551	1,096,312.09
ESTONIA							
RF- EMERGING MARKETS MGMT	EESTI TELEKOM	GDR EACH REP 3 A SHS REGS	4,100.00	22.0463	90,390.00	15.5625	63,806.25

THE ROCKEFELLER FOUNDATION
990 HOLDINGS
AS OF DECEMBER 31, 2000

Fund Name	Security Name	Security Description	Shares/Par Value	Base Unit Cost	Base Total Cost	Base Price Amount	Base Market Value
RF- EMERGING MARKETS MGMT	HANSABANK	EEK10	23,540.00	0.0000		8.3360	196,230.34
FINLAND							
JENNISON ASSOCIATES CORP.	SONERA OYJ	NPV	105,850.00	24.4419	2,587,177.06	18.1198	1,917,975.73
JENNISON ASSOCIATES CORP.	NOKIA (AB) OY	EUR0.06	103,730.00	18.4733	1,916,238.83	44.5952	4,625,864.68
RF- MERCATOR ASSET MANAGEMENT	STORA ENSO OYJ	NPV SER R	130,000.00	10.6913	1,389,867.13	11.8295	1,537,831.79
RF- ACADIAN ASSET MANAGEMENT	UPM KYMMENE OY	NPV	26,100.00	23.7960	621,076.49	34.3149	895,618.02
RF- ACADIAN ASSET MANAGEMENT	STORA ENSO OYJ	FIM10 SER A	29,200.00	9.5348	278,417.20	12.0736	352,548.41
RF- ACADIAN ASSET MANAGEMENT	METSO OYJ	FIM50	11,000.00	11.5996	127,595.12	11.1723	122,895.10
RF-ALLIANCE CAPITAL MGMT	NOKIA CORP	SPONSORED ADR	188,700.00	37.4135	7,059,825.52	43.5000	8,208,450.00
RF- CAPITAL GUARDIAN	UPM KYMMENE OY	NPV	17,000.00	28.3769	482,407.54	34.3149	583,352.74
RF- CAPITAL GUARDIAN	NOKIA (AB) OY	EUR0.06	106,500.00	19.4019	2,066,306.32	44.5952	4,749,393.50
RF-LAZARD ASSET MANAGEMENT	UPM KYMMENE OY	NPV	37,300.00	28.7740	1,073,271.06	34.3149	1,279,944.53
DRESDNER RCM GLOBAL INVESTORS	NOKIA CORP	SPONSORED ADR	32,000.00	41.3425	1,322,960.00	43.5000	1,392,000.00
FRANCE							
JENNISON ASSOCIATES CORP.	CAP GEMINI	EUR8	23,130.00	180.1966	4,167,947.96	161.2940	3,730,729.22
JENNISON ASSOCIATES CORP.	AVENTIS SA	EUR3.82	36,314.00	48.1825	1,749,898.66	87.7822	3,187,723.45
JENNISON ASSOCIATES CORP.	TOTAL FINA ELF	EUR10	18,305.00	139.9192	2,561,221.85	148.7134	2,722,198.85
JENNISON ASSOCIATES CORP.	VALEO	WTS EXP 3AUG2001	5,427.00	3.6879	20,014.08	0.0563	305.71
JENNISON ASSOCIATES CORP.	SANOFI SYNTHELABO	EUR2	48,188.00	11.2446	541,853.84	66.6582	3,212,123.15
JENNISON ASSOCIATES CORP.	ALCATEL	EUR2 SER A	79,504.00	57.1405	4,542,896.25	56.8003	4,515,847.74
RF- MERCATOR ASSET MANAGEMENT	CHRISTIAN DIOR	EUR2	20,300.00	4.0743	82,709.29	47.9282	972,941.48
RF- MERCATOR ASSET MANAGEMENT	TOTAL FINA ELF	EUR10	7,500.00	46.1878	346,408.80	148.7134	1,115,350.53
RF- MERCATOR ASSET MANAGEMENT	VALEO	EUR3	33,400.00	52.5868	1,756,397.61	44.6516	1,491,362.61
RF- MERCATOR ASSET MANAGEMENT	ALSTOM	EUR6	64,000.00	23.4547	1,501,102.18	25.8183	1,652,371.15
RF- ACADIAN ASSET MANAGEMENT	CRED NAT NATEXIS	FRF100	3,600.00	70.7983	254,873.80	68.6741	319,226.84
RF- ACADIAN ASSET MANAGEMENT	BERTRAND FAURE (EX EBF)	FRF50	3,900.00	40.3558	157,387.62	39.4316	153,783.18
RF- ACADIAN ASSET MANAGEMENT	LAGARDERE S.C.A.	FRF40 (REGD)	2,600.00	53.2514	138,453.60	58.0208	150,853.98
RF- ACADIAN ASSET MANAGEMENT	PEUGEOT SA	EUR6	9,850.00	132.7414	1,307,503.01	227.4827	2,240,704.47
RF- ACADIAN ASSET MANAGEMENT	AVENTIS SA	EUR3.82	8,350.00	70.7915	591,109.00	87.7822	732,981.52
RF- ACADIAN ASSET MANAGEMENT	REMY COINTREAU SA	FRF10	9,600.00	33.7013	323,532.82	42.2481	405,582.01
RF- ACADIAN ASSET MANAGEMENT	SOC AIR FRANCE	FRF54	7,600.00	17.5706	133,536.23	23.4712	178,380.98
RF- ACADIAN ASSET MANAGEMENT	VALLOUREC(USIN)	FRF100	6,500.00	41.0563	266,866.02	53.4204	347,232.65
RF- ACADIAN ASSET MANAGEMENT	MARINE WENDEL	EUR8	550.00	76.9375	42,315.63	84.4963	48,472.94
RF- ACADIAN ASSET MANAGEMENT	SOC GENERALE	EUR1.25	6,500.00	47.7438	310,335.34	62.1517	403,985.97
RF- ACADIAN ASSET MANAGEMENT	HAVAS ADVERTISING	EUR0.4	24,500.00	19.2175	470,828.16	14.4582	354,227.07
RF- ACADIAN ASSET MANAGEMENT	METROPOLE TV (M6)	EUR0.4	14,000.00	36.3963	509,548.60	37.5069	525,097.26
RF- CAPITAL GUARDIAN	BOUYGUES	EUR1	30,000.00	49.6901	1,490,702.30	45.2994	1,358,981.39
RF- CAPITAL GUARDIAN	CHRISTIAN DIOR	EUR2	8,400.00	43.1771	362,688.05	47.9282	402,598.48
RF- CAPITAL GUARDIAN	LVMH MOET HENNESSY	EUR0.30	6,500.00	66.5710	432,711.76	66.1887	430,228.75
RF- CAPITAL GUARDIAN	SAGEM SA	EUR1	1,080.00	323.0652	348,910.38	133.6918	144,387.20
RF- CAPITAL GUARDIAN	MICHELIN(CGDE)	EUR2(REGD)	11,800.00	36.8181	434,429.43	36.1926	427,072.22
RF- CAPITAL GUARDIAN	PEUGEOT SA	EUR6	2,400.00	157.6902	378,456.57	227.4827	545,958.45
RF- CAPITAL GUARDIAN	CIE DE ST GOBAIN	EUR16	2,000.00	134.3478	268,695.50	157.0691	314,138.29
RF- CAPITAL GUARDIAN	VIVENDI UNIVERSAL	EUR5.5	3,900.00	112.4500	438,555.13	65.8132	256,871.45
RF- CAPITAL GUARDIAN	VALEO	EUR3	2,000.00	79.1263	158,252.52	44.6516	89,303.15
RF- CAPITAL GUARDIAN	SANOFI SYNTHELABO	EUR2	30,680.00	41.2568	1,265,759.87	66.6582	2,045,072.18
RF- CAPITAL GUARDIAN	DANONE	EUR1	5,400.00	105.8347	571,507.27	150.7789	814,205.89
RF-LAZARD ASSET MANAGEMENT	AXA	EUR9.15	14,700.00	142.6153	2,096,445.42	144.5825	2,125,362.40
RF-LAZARD ASSET MANAGEMENT	BNP PARIBAS	EUR4	17,800.00	91.5336	1,628,298.95	87.7822	1,562,523.47
RF-LAZARD ASSET MANAGEMENT	SUEZ LYONN Eaux	EUR10	11,260.00	196.8970	2,217,060.03	182.6058	2,056,141.19
RF-LAZARD ASSET MANAGEMENT	LAGARDERE S.C.A.	FRF40 (REGD)	27,400.00	68.1514	1,867,348.89	58.0208	1,589,768.82
RF-LAZARD ASSET MANAGEMENT	AVENTIS SA	EUR3.82	33,105.00	62.8474	2,080,581.84	87.7822	2,906,030.31
RF-LAZARD ASSET MANAGEMENT	CIE DE ST GOBAIN	EUR16	8,860.00	134.2476	1,189,433.51	157.0691	1,391,632.62
RF-LAZARD ASSET MANAGEMENT	VIVENDI UNIVERSAL	EUR5.5	22,609.00	90.0073	2,034,974.99	65.8132	1,487,970.46
RF-LAZARD ASSET MANAGEMENT	TOTAL FINA ELF	EUR10	22,522.00	88.0233	1,982,461.44	148.7134	3,349,323.28
RF-LAZARD ASSET MANAGEMENT	ALCATEL	EUR2 SER A	18,100.00	50.8618	920,959.99	56.8003	1,028,084.68
GERMANY							
RF- EMERGING MARKETS MGMT	GRAPHISOFT NV	NLG0.05	16,000.00	17.7636	284,217.01	9.8579	157,726.34
JENNISON ASSOCIATES CORP.	SAP AG	NPV	20,609.00	180.2967	3,715,734.94	116.2293	2,395,369.42
RF- MERCATOR ASSET MANAGEMENT	ADIDAS SALOMON AG	DEM5	26,000.00	80.8072	2,100,887.03	61.9639	1,611,081.87
RF- MERCATOR ASSET MANAGEMENT	CONTINENTAL AG	ORD NPV	85,000.00	22.5242	1,914,556.43	15.8665	1,348,654.07
RF- ACADIAN ASSET MANAGEMENT	ALTANA AG	DEM5	7,300.00	86.0543	628,196.34	157.8202	1,152,087.62
RF- ACADIAN ASSET MANAGEMENT	LUFTHANSA AG	ORD NPV (REGD)(VINK)	83,000.00	22.4053	1,859,639.89	25.3395	2,103,177.43

THE ROCKEFELLER FOUNDATION
990 HOLDINGS
AS OF DECEMBER 31, 2000

Fund Name	Security Name	Security Description	Shares/Par Value	Base Unit Cost	Base Total Cost	Base Price Amount	Base Market Value
RF- ACADIAN ASSET MANAGEMENT	MAN AG	ORD NPV	12,550.00	30.8068	386,625.14	25.3489	318,128.39
RF- ACADIAN ASSET MANAGEMENT	SIEMENS AG NPV (REGD)	NPV (REGD)	3,100.00	151.9964	471,188.98	130.7345	405,278.88
RF- ACADIAN ASSET MANAGEMENT	DEUTSCHE BANK AG	ORD NPV (REGD)	23,200.00	84.7865	1,967,046.27	83.3696	1,934,175.54
RF- ACADIAN ASSET MANAGEMENT	K + S AG	ORD SHS NPV	20,150.00	13.2243	266,469.91	16.6176	334,844.56
RF - CAPITAL GUARDIAN	METRO AG	ORD NPV	26,500.00	39.8263	1,055,396.68	46.0035	1,219,093.15
RF - CAPITAL GUARDIAN	AUXTRON	ORD NPV	5,700.00	145.0301	826,671.31	108.7185	619,695.51
RF - CAPITAL GUARDIAN	INTERSHOP COMMUNICATIONS AG	NPV	4,200.00	85.9428	360,959.92	31.4514	132,095.81
RF - CAPITAL GUARDIAN	DAIMLERCHRYSLER AG	ORD NPV(REGD)	15,200.00	53.1071	807,228.05	42.4359	645,025.61
RF - CAPITAL GUARDIAN	SIEMENS AG NPV (REGD)	NPV (REGD)	9,900.00	70.9240	702,147.54	130.7345	1,294,271.34
RF - CAPITAL GUARDIAN	DEUTSCHE BANK AG	ORD NPV (REGD)	2,766.00	47.2940	130,815.29	83.3696	230,600.41
RF - CAPITAL GUARDIAN	EPCOS	ORD NPV	5,700.00	45.6162	260,012.39	87.3128	497,682.92
RF - CAPITAL GUARDIAN	DRESDNER BANK AG	NPV(REGD)	9,000.00	43.6765	393,088.54	43.4686	391,217.65
RF - CAPITAL GUARDIAN	DEUTSCHE TELEKOM	NPV(REGD)	13,300.00	29.4579	391,790.28	30.1370	400,822.05
RF - CAPITAL GUARDIAN	INFINEON TECHNOLOGIES AG	ORD NPV	32,600.00	66.3758	2,163,849.91	37.1784	1,212,014.24
RF-LAZARD ASSET MANAGEMENT	BAYER HYPO VEREINS	ORD NPV	49,000.00	64.8035	3,175,373.76	56.1431	2,751,010.20
RF-LAZARD ASSET MANAGEMENT	E ON AG	NPV	38,700.00	52.6100	2,036,005.59	60.8373	2,354,403.57
RF-LAZARD ASSET MANAGEMENT	ALLIANZ AG	NPV(REGD)(VINKULIERT)	8,390.00	360.7659	3,026,826.22	378.1961	3,156,285.21
RF-LAZARD ASSET MANAGEMENT	THYSSENKRUPP AG	NPV	60,900.00	16.6102	1,011,561.16	15.4910	943,400.65
GREECE							
RF- EMERGING MARKETS MGMT	COSMOTEL 144A		6,700.00	16.5908	111,157.02	15.9531	106,885.94
RF- EMERGING MARKETS MGMT	ALPHA BANK	GRD1564(REGD)	6,699.00	38.4196	257,372.84	34.4405	230,716.74
RF- EMERGING MARKETS MGMT	COCA COLA HBC S A	GRD100	7,490.00	24.9580	186,935.69	16.1870	121,240.80
RF- EMERGING MARKETS MGMT	NATL BK OF GREECE	GRD1450(REGD)	6,944.00	27.3765	190,103.05	37.9810	263,739.75
RF- EMERGING MARKETS MGMT	TITAN CEMENT CO	GRD1200(REGD)	3,480.00	53.0018	184,446.30	39.1519	136,248.72
RF- EMERGING MARKETS MGMT	OTE (HELLENIC TLM)	GRD750 (CR)	20,117.00	20.9861	422,177.51	14.9747	301,246.41
HONG KONG							
RF- EMERGING MARKETS MGMT	CHINA UNICOM	SPONSORED ADR	4,200.00	19.9900	83,958.00	14.7500	61,950.00
RF- EMERGING MARKETS MGMT	ASM PACIFIC TECH	HKD0.10	78,000.00	1.4045	109,550.82	1.4231	111,001.34
RF- EMERGING MARKETS MGMT	UTD PACIFIC IND	HKD0.10	522,000.00	0.1953	101,922.76	0.0667	34,800.42
RF- EMERGING MARKETS MGMT	CHINA UNICOM	HKD0.01	16,000.00	1.9989	31,983.17	1.5321	24,513.12
RF- EMERGING MARKETS MGMT	JOHNSON ELEC HLDGS	HKD0.0125	48,000.00	0.2283	10,956.73	1.5385	73,847.04
RF- EMERGING MARKETS MGMT	GIORDANO INTL LTD	HKD0.05	148,000.00	0.2586	38,265.69	0.4615	68,308.52
RF- EMERGING MARKETS MGMT	GUANGDONG KELON EL	CNY1 (H)SHS	52,000.00	0.5135	26,700.70	0.1654	8,600.10
RF- EMERGING MARKETS MGMT	LUNG KEE (BERMUDA)	HKD0.10	463,281.00	0.1060	49,118.31	0.1615	74,838.60
RF- EMERGING MARKETS MGMT	VARITRONIX INTL	HKD0.25	73,000.00	1.5859	116,501.58	0.9103	66,448.52
RF- EMERGING MARKETS MGMT	YUE YUEN INDUSTRIA	HKD0.50	29,000.00	2.4974	72,423.98	1.7308	50,192.91
JENNISON ASSOCIATES CORP.	CHINA MOBILE (HK)	HKD0.10	313,000.00	6.1546	1,926,400.82	5.4616	1,708,482.14
JENNISON ASSOCIATES CORP.	JOHNSON ELEC HLDGS	HKD0.0125	1,059,500.00	1.8439	1,953,585.85	1.5385	1,630,019.64
JENNISON ASSOCIATES CORP.	LI + FUNG	HKD0.025	1,737,400.00	2.0622	3,582,799.53	1.8205	3,162,997.09
RF- MERCATOR ASSET MANAGEMENT	SWIRE PACIFIC	A HKD0.60	227,900.00	5.9017	1,344,998.24	7.2116	1,643,529.42
RF- ACADIAN ASSET MANAGEMENT	ASIA SATELLITE TEL	HKD0.10	88,000.00	2.0467	180,108.83	2.0769	182,771.43
RF- ACADIAN ASSET MANAGEMENT	CHINA MOBILE (HK)	HKD0.10	164,000.00	1.5603	255,890.62	5.4616	895,703.10
RF- ACADIAN ASSET MANAGEMENT	BANK OF EAST ASIA	HKD 2.50	52,000.00	2.2580	117,416.95	2.5834	134,334.95
RF- ACADIAN ASSET MANAGEMENT	CATHAY PACIFIC AIR	HKD0.20	82,000.00	1.2201	100,051.71	1.8462	151,386.44
RF - CAPITAL GUARDIAN	CHINA MOBILE (HK)	HKD0.10	170,000.00	6.2782	1,067,467.18	5.4616	828,472.73
RF - CAPITAL GUARDIAN	CHEUNG KONG(HLDGS)	HKD0.50	101,000.00	12.0170	1,213,720.48	12.7888	1,291,650.18
RF - CAPITAL GUARDIAN	JOHNSON ELEC HLDGS	HKD0.0125	815,500.00	0.8392	684,393.70	1.5385	1,254,830.50
RF - CAPITAL GUARDIAN	LI + FUNG	HKD0.025	188,000.00	2.3978	450,793.30	1.8205	342,260.53
RF - CAPITAL GUARDIAN	HUTCHISON WHAMPOA	HKD0.25	88,000.00	6.2859	553,160.17	12.4681	1,097,162.71
RF - CAPITAL GUARDIAN	SWIRE PACIFIC	A HKD0.60	120,000.00	4.6404	556,850.31	7.2116	865,395.04
RF-LAZARD ASSET MANAGEMENT	CHINA MOBILE HONG KONG LTD	SPONSORED ADR	37,700.00	30.7704	1,160,044.08	27.1250	1,022,612.50
HUNGARY							
RF- EMERGING MARKETS MGMT	EGIS GYOGYSZERGYAR	HUF1000	5,672.00	26.6552	151,188.03	37.7205	213,950.50
RF- EMERGING MARKETS MGMT	MAGYAR OLAJ ES GAS	HUF1000(REGD)	21,270.00	16.7008	355,225.35	16.8945	359,346.44
INDONESIA							
RF- EMERGING MARKETS MGMT	GULF INDONESIA RES LTD	COM	2,900.00	7.6673	22,235.17	9.3125	27,008.25
RF- EMERGING MARKETS MGMT	INDAH KAT PAPER + P	WTS 11JUL2002 (TO SUB ORD)	41,040.00	0.0000	-	0.0233	954.42
RF- EMERGING MARKETS MGMT	PAB K TJWI KIMIA	WTS 15JUL02	200.00	0.0000	-	0.0129	2.58
RF- EMERGING MARKETS MGMT	PETROSEA	IDR500	84,900.00	0.0954	8,098.37	0.1550	13,162.78
RF- EMERGING MARKETS MGMT	TELEKOMUNIKASI IND	SER B IDR500 (DEMAT)	1,520.00	0.3006	456.86	0.2119	322.07
RF- EMERGING MARKETS MGMT	INDORAMA SYNTHETIC	IDR500	417,680.00	0.1387	57,923.07	0.0775	32,378.26
RF- EMERGING MARKETS MGMT	INDAH KAT PAPER+P	IDR1000	407,350.00	0.2411	98,227.43	0.0853	34,735.24

THE ROCKEFELLER FOUNDATION
990 HOLDINGS
AS OF DECEMBER 31, 2000

Fund Name	Security Name	Security Description	Shares/Par Value	Base Unit Cost	Base Total Cost	Base Price Amount	Base Market Value
RF- EMERGING MARKETS MGMT	LIPPO BANK	IDR500	2,084,000.00	0.0392	81,596.06	0.0057	11,847.02
RF- EMERGING MARKETS MGMT	SEMEN GRESIK(PERS)	IDR1000	100,000.00	1.1674	116,741.56	0.5995	59,948.26
RF- EMERGING MARKETS MGMT	PERUSAHAAN TELEKOMUNIKASI IND	SPONSORED ADR	21,876.00	6.3799	139,566.06	4.1250	90,238.50
RF- EMERGING MARKETS MGMT	LIPPO BANK	WTS EXP 15APR2002 (AMKT)	4,184,000.00	0.0000	-	0.0000	-
RF- EMERGING MARKETS MGMT	LIPPO BANK	CERT OF ENTITLEMENT (AMKT)	4,184,000.00	0.0000	-	0.0000	-
RF- EMERGING MARKETS MGMT	MULIA INDUSTRIINDO	IDR500 (ALIEN)	289,120.00	0.0807	23,332.49	0.0393	11,355.61
RF- EMERGING MARKETS MGMT	TJWI KIMIA	ALIEN	219,439.00	0.0991	21,745.13	0.0698	15,309.68
RF- EMERGING MARKETS MGMT	RAMAYANA LESTARI SENTOSA	SCRIPLESS	244,000.00	0.2623	64,009.34	0.5090	124,206.59
IRELAND							
RF- EMERGING MARKETS MGMT	BATAVIA INVESTMENT FUND	RED SHS US 0.01	100,000.00	1.0300	103,000.00	0.1524	15,240.00
RF- CAPITAL GUARDIAN	ALLIED IRISH BANKS	EUR0.32 (DUBLIN LIST)	47,000.00	11.1864	525,760.48	11.5948	544,953.88
RF- CAPITAL GUARDIAN	CRH	ORD IEP0.32(DUBLIN LISTING)	40,151.00	16.4789	661,642.62	16.6080	747,127.90
ISRAEL							
RF- WARBURG PINCUS	BACKWEB TECHNOLOGIES LTD	SHS	23,700.00	35.1771	833,697.29	6.7500	159,975.00
RF- EMERGING MARKETS MGMT	BK HAPOLIM BM	ILS1	56,300.00	1.6317	91,867.19	2.9009	163,323.08
RF- EMERGING MARKETS MGMT	BEZEK ISRAEL TELCM	ILS1	28,100.00	3.1582	88,746.72	5.3668	150,802.04
RF- EMERGING MARKETS MGMT	ELITE INDUSTRIES	ILS5	510.00	24.7093	12,601.72	52.0092	26,524.71
RF- EMERGING MARKETS MGMT	NICE SYS LTD	SPONSORED ADR	3,600.00	19.5446	70,360.68	20.0625	72,225.00
RF- EMERGING MARKETS MGMT	NICE SYSTEMS	ILS1	1,800.00	28.7715	51,788.72	33.3868	60,096.26
RF- EMERGING MARKETS MGMT	PROPERTY + BUILDIN	ORD ILS1	0.24	40.0833	9.62	80.6230	19.35
ITALY							
RF- MERCATOR ASSET MANAGEMENT	BCA POP BERGAM CV	ITL5000	72,000.00	16.1208	1,160,700.43	19.6313	1,413,453.31
RF- MERCATOR ASSET MANAGEMENT	BENETTON GROUP SPA	ITL250	855,500.00	1.1750	1,005,216.62	2.0842	1,783,068.08
RF- MERCATOR ASSET MANAGEMENT	BIPOP CARIRE	EUR0.26	225,000.00	1.1917	268,129.98	6.5250	1,468,122.38
RF- ACADIAN ASSET MANAGEMENT	ENI	ITL1000(REGD)	412,800.00	5.5625	2,296,183.05	6.3842	2,635,381.77
RF- ACADIAN ASSET MANAGEMENT	IFIL(IST FIN ITAL	EUR1	133,900.00	8.2221	1,100,932.74	8.2619	1,106,262.49
RF- CAPITAL GUARDIAN	ASSIC GENERALI	ITL2000	27,000.00	36.9701	998,194.02	39.7132	1,072,257.44
RF- CAPITAL GUARDIAN	ENI	ITL1000(REGD)	220,000.00	5.7899	1,273,775.62	6.3842	1,404,515.48
RF- CAPITAL GUARDIAN	OLIVETTI SPA	EUR1.0	216,000.00	3.0526	659,352.90	2.3894	516,103.11
RF- CAPITAL GUARDIAN	TELECOM ITALIA SPA	DI RISP ITL1000	35,400.00	6.1250	216,825.73	6.0086	212,705.23
RF- CAPITAL GUARDIAN	TELECOM ITALIA SPA	ITL1000	35,000.00	10.6681	373,384.99	11.0596	387,086.72
RF- CAPITAL GUARDIAN	SEAT PAGINE GIALLE ORD SHS	ITL50	5,633.00	2.8983	16,325.96	2.2298	12,580.26
RF-LAZARD ASSET MANAGEMENT	ALLEANZA ASSICURAZ	EUR0.5	67,000.00	12.2278	819,261.41	15.9322	1,067,459.93
RF-LAZARD ASSET MANAGEMENT	ENI	ITL1000(REGD)	278,300.00	5.8975	1,641,275.44	6.3842	1,776,712.06
RF-LAZARD ASSET MANAGEMENT	SAN PAOLO IMI SPA	EUR2.80	98,000.00	15.5007	1,519,071.22	16.1670	1,584,381.06
JAPAN							
JENNISON ASSOCIATES CORP.	NTT DOCOMO	NPV	102.00	28,933.6838	2,951,233.71	17,250.4338	1,759,544.24
RF- MERCATOR ASSET MANAGEMENT	DAIICHI PHARM CO	JPY50	110,000.00	14.6235	1,608,587.90	29.7723	3,274,955.44
RF- MERCATOR ASSET MANAGEMENT	DAIWA HOUSE INDS	JPY50	253,500.00	7.2721	1,843,473.04	6.2172	1,576,060.42
RF- MERCATOR ASSET MANAGEMENT	HITACHI	JPY50	200,000.00	8.5905	1,718,107.23	8.9142	1,782,836.71
RF- MERCATOR ASSET MANAGEMENT	MATSUSHITA ELC IND	JPY50	84,000.00	16.3622	1,374,425.00	23.9054	2,008,055.57
RF- MERCATOR ASSET MANAGEMENT	mitsui FUDOSAN CO	JPY50	200,000.00	7.7585	1,551,693.15	9.9387	1,987,740.34
RF- MERCATOR ASSET MANAGEMENT	ORIENTAL LAND CO LTD	JPY50	26,000.00	57.6985	1,500,161.48	66.9877	1,741,680.85
RF- MERCATOR ASSET MANAGEMENT	SUMITOMO MAR-FIRE	JPY50	300,300.00	6.1742	1,854,102.05	6.4536	1,938,012.68
RF- MERCATOR ASSET MANAGEMENT	TANABE SEIYAKU CO	JPY50	210,100.00	6.5648	1,379,263.15	8.4083	1,766,164.21
RF- MERCATOR ASSET MANAGEMENT	YASUDA F + M INS	JPY50	340,000.00	5.7684	1,961,263.94	5.7706	1,961,998.03
RF- ACADIAN ASSET MANAGEMENT	AIFUL CORP	JPY50	11,000.00	86.4435	950,878.89	81.6988	898,688.30
RF- ACADIAN ASSET MANAGEMENT	AEON CREDIT SERV	JPY50	4,000.00	48.7612	195,044.88	57.5306	230,122.54
RF- ACADIAN ASSET MANAGEMENT	KADOKAWA SHOTEN P	JPY50	6,000.00	81.8674	491,204.18	26.5324	159,194.36
RF- ACADIAN ASSET MANAGEMENT	DDI CORP	JPY5000	180.00	8.436.1683	1,518,510.29	4,824.8675	868,476.15
RF- ACADIAN ASSET MANAGEMENT	DAITO TRUST CONST	JPY50	11,000.00	15.7802	173,581.96	17.9510	197,460.55
RF- ACADIAN ASSET MANAGEMENT	DAINIPPON PHARM	JPY50	6,000.00	12.6850	75,989.83	16.5489	99,299.45
RF- ACADIAN ASSET MANAGEMENT	MIZUHO HLDGS	JPY50000	81.00	8,661.1053	701,549.53	6,199.6483	502,171.51
RF- ACADIAN ASSET MANAGEMENT	HONDA MOTOR CO	JPY50	61,000.00	35.6009	2,171,654.46	37.3030	2,275,481.07
RF- ACADIAN ASSET MANAGEMENT	ITOCHU CORP	JPY50	157,000.00	4.1779	655,936.44	4.6585	731,383.36
RF- ACADIAN ASSET MANAGEMENT	IZUMIYA CO	JPY50	47,000.00	9.0936	427,397.54	5.7618	270,805.54
RF- ACADIAN ASSET MANAGEMENT	KEISEI ELEC RAILWY	JPY50	79,000.00	3.2309	255,244.95	2.3555	186,085.77
RF- ACADIAN ASSET MANAGEMENT	KYOCERA CORP	JPY50	1,000.00	166.8287	166,828.73	109.1944	109,194.37
RF- ACADIAN ASSET MANAGEMENT	MKC STAT	JPY50	7,000.00	28.5844	200,080.51	11.8214	82,749.54
RF- ACADIAN ASSET MANAGEMENT	MABUCHI MOTOR CO	JPY50	2,000.00	99.3439	198,687.66	101.8264	203,852.84
RF- ACADIAN ASSET MANAGEMENT	MARUBENI CORP	JPY50	144,000.00	3.8105	548,706.26	2.3643	340,455.26
RF- ACADIAN ASSET MANAGEMENT	MATSUSHITA COMM	JPY50	4,000.00	182.4741	729,896.32	125.6567	502,626.85

THE ROCKEFELLER FOUNDATION
990 HOLDINGS
AS OF DECEMBER 31 2000

Fund Name	Security Name	Security Description	Shares/Par Value	Base Unit Cost	Base Total Cost	Base Price	
						Amount	Base Market Value
RF-ACADIAN ASSET MANAGEMENT	MIKUNI COCA COLA	JPY50	21 000 00	21 1657	444 479 68	10 2890	216 068 25
RF-ACADIAN ASSET MANAGEMENT	MITSUBISHI ELEC CP	JPY50	104 000 00	9 2081	957 842 46	6 1559	840 210 01
RF-ACADIAN ASSET MANAGEMENT	MURATA MFG CO	JPY50	2 000 00	146 5528	293 105 66	117 3380	234 675 95
RF-ACADIAN ASSET MANAGEMENT	NISHIMATSU CONST	JPY50	11 000 00	5 0558	55 613 81	3 4151	37 565 67
RF-ACADIAN ASSET MANAGEMENT	NIPPON TEL+TEL CP	JPY50000	67 00	7 815 4858	523 637 55	7 208 6533	482 845 77
RF-ACADIAN ASSET MANAGEMENT	NISSHO Iwai CORP	JPY50	130 000 00	1 0290	133 764 22	0 9457	122 942 18
RF-ACADIAN ASSET MANAGEMENT	ORIX CORP	JPY50	400 00	132 9116	53 184 65	100 3502	40 140 10
RF-ACADIAN ASSET MANAGEMENT	PROMISE CO	JPY50	5 000 00	79 1774	395 686 78	70 9282	354 640 90
RF-ACADIAN ASSET MANAGEMENT	RIKEN VITAMIN CO	JPY50	14 000 00	15 6828	219 559 34	11 3835	159 389 49
RF-ACADIAN ASSET MANAGEMENT	RYOHIN KEIKAKU CO	JPY50	200 00	174 2020	34 840 40	38 3538	7 670 75
RF-ACADIAN ASSET MANAGEMENT	SANKYO CO	JPY50	10 000 00	22 8234	228 234 13	23 9930	239 929 89
RF-ACADIAN ASSET MANAGEMENT	SANYO ELECTRIC CO	JPY50	86 000 00	7 9093	680 201 67	8 3187	715 411 39
RF-ACADIAN ASSET MANAGEMENT	SECOM CO	JPY50	21 000 00	87 0993	1 829 084 33	65 2364	1 369 984 65
RF-ACADIAN ASSET MANAGEMENT	SUMITOMO CP LEASG	JPY50	14 000 00	14 0107	196 149 80	8 3187	116 462 32
RF-ACADIAN ASSET MANAGEMENT	TAIYO YUDEN CO	JPY50	9 000 00	62 5040	562 535 57	33 4501	301 050 72
RF-ACADIAN ASSET MANAGEMENT	TAKEFUJI CORP	JPY50	8 500 00	62 7985	533 787 43	63 0473	535 901 80
RF-ACADIAN ASSET MANAGEMENT	TOHOKU ELEC POWER	JPY500	32 000 00	15 9659	510 907 60	13 3713	427 880 81
RF-ACADIAN ASSET MANAGEMENT	TOKYO ELEC POWER	JPY500	18 000 00	18 8886	339 994 10	24 8249	446 847 53
RF-ACADIAN ASSET MANAGEMENT	YAMAHA MOTOR CO	JPY50	12 000 00	6 3500	76 199 40	6 9965	83 957 95
RF-CAPITAL GUARDIAN	AIFUL CORP	JPY50	4 050 00	111 9438	453 372 57	81 6988	330 879 96
RF-CAPITAL GUARDIAN	NTT DOCOMO	NPV	118 00	2 629 2858	310 255 70	17 250 4338	2 035 551 18
RF-CAPITAL GUARDIAN	CHUGAI PHARM CO	JPY50	53 000 00	17 3769	920 976 65	18 6375	881 786 13
RF-CAPITAL GUARDIAN	DDI CORP	JPY5000	39 00	4 588 0223	178 932 87	4 824 8875	188 189 83
RF-CAPITAL GUARDIAN	DAIWA SECURITIES GROUP INC	JPY50	35 000 00	10 9234	382 320 65	10 4468	365 630 39
RF-CAPITAL GUARDIAN	FUJI MACHINE MFG	JPY50	28 000 00	33 9044	949 324 15	26 7951	750 262 52
RF-CAPITAL GUARDIAN	FANUC	JPY50	9 000 00	65 0688	585 619 63	68 0385	612 346 62
RF-CAPITAL GUARDIAN	FUJII S WARE ABC	JPY50	4 700 00	65 8637	309 559 46	64 5359	303 318 87
RF-CAPITAL GUARDIAN	FURUKAWA ELECTRIC	JPY50	23 000 00	28 2825	650 496 95	17 4693	401 785 00
RF-CAPITAL GUARDIAN	HIROSE ELECTRIC	JPY50	14 700 00	68 7008	1 009 901 70	96 3222	1 415 936 62
RF-CAPITAL GUARDIAN	HITACHI	JPY50	60 000 00	14 7219	883 313 57	8 9142	534 851 01
RF-CAPITAL GUARDIAN	HOYA CORP	JPY50	1 900 00	82 7350	157 196 56	73 5551	139 754 78
RF-CAPITAL GUARDIAN	JAPAN AIR LINES CO	JPY50	57 000 00	3 6142	208 008 60	4 5797	261 041 97
RF-CAPITAL GUARDIAN	JUSCO CO	JPY50	39 000 00	19 7651	770 837 96	21 7183	848 935 00
RF-CAPITAL GUARDIAN	KEYENCE CORP	JPY50	2 600 00	109 4015	284 443 93	245 1838	637 477 96
RF-CAPITAL GUARDIAN	KOKUSAI SECURITIES	JPY50	13 000 00	11 9799	155 738 71	8 1438	105 866 88
RF-CAPITAL GUARDIAN	MITSUBISHI HVY IND	JPY50	120 000 00	3 9640	475 875 60	4 3608	523 292 35
RF-CAPITAL GUARDIAN	MITSUMI FUDOSAN CO	JPY50	30 000 00	11 9883	359 649 04	9 9387	298 181 05
RF-CAPITAL GUARDIAN	MITSUBISHI MOTOR	JPY50	181 000 00	3 9655	723 192 79	2 8897	523 029 65
RF-CAPITAL GUARDIAN	MURATA MFG CO	JPY50	11 000 00	38 3542	421 896 63	117 3380	1 290 717 73
RF-CAPITAL GUARDIAN	MYCAL CORP	JPY50	112 000 00	4 8444	520 171 33	2 1454	240 280 15
RF-CAPITAL GUARDIAN	NICHICON CORP	JPY50	17 000 00	24 9490	424 133 11	13 8354	235 201 35
RF-CAPITAL GUARDIAN	NINTENDO CO	JPY50	6 000 00	105 2944	631 766 58	157 5306	945 183 66
RF-CAPITAL GUARDIAN	NIKKO SECURITIES	JPY50	28 000 00	7 6218	221 032 37	7 7498	224 737 25
RF-CAPITAL GUARDIAN	NEC CORP	JPY50	128 000 00	19 0127	2 433 628 19	18 3012	2 342 556 36
RF-CAPITAL GUARDIAN	NIPPON TEL+TEL CP	JPY50000	48 00	16 837 3370	779 117 50	7 208 6533	331 506 05
RF-CAPITAL GUARDIAN	NIPPON SHEET GLASS	JPY50	13 000 00	9 3535	121 596 13	12 2087	158 686 48
RF-CAPITAL GUARDIAN	NIKON CORP	JPY50	83 000 00	19 0294	1 579 436 92	10 7005	888 143 40
RF-CAPITAL GUARDIAN	NISSAN MOTOR CO	JPY50	184 000 00	4 0067	737 233 64	5 7818	1 060 174 88
RF-CAPITAL GUARDIAN	ORIX CORP	JPY50	3 600 00	63 4453	228 403 05	100 3502	361 260 86
RF-CAPITAL GUARDIAN	ROHM CO	JPY50	5 800 00	87 4921	507 454 34	180 0175	1 102 101 32
RF-CAPITAL GUARDIAN	SANKYO CO	JPY50	29 000 00	21 3869	620 220 12	23 9930	695 796 68
RF-CAPITAL GUARDIAN	SANWA BANK	JPY50	43 000 00	8 3946	360 969 84	7 0140	301 602 38
RF-CAPITAL GUARDIAN	SHIN ETSU CHEM CO	JPY50	8 000 00	42 6590	341 272 28	38 5289	308 231 10
RF-CAPITAL GUARDIAN	SHIONOGI + CO	JPY50	62 000 00	16 4969	1 022 807 25	20 4028	1 264 973 43
RF-CAPITAL GUARDIAN	SONY CORP	JPY50	31 600 00	45 0137	1 422 433 13	69 1769	2 185 968 98
RF-CAPITAL GUARDIAN	SUMITOMO BANK	JPY50	30 000 00	11 5653	346 959 08	10 2715	308 143 53
RF-CAPITAL GUARDIAN	SUMITOMO FORESTRY	JPY50	65 000 00	6 9596	452 375 44	7 0490	458 187 28
RF-CAPITAL GUARDIAN	SUMITOMO RLTY+DEV	JPY50	36 000 00	5 8334	202 800 79	5 0350	181 260 90
RF-CAPITAL GUARDIAN	THK CO	JPY50	2 000 00	15 1392	30 278 48	21 3660	42 732 04
RF-CAPITAL GUARDIAN	MITSUMI MARINE+FIRE	JPY50	139 000 00	5 1605	717 312 78	5 7356	797 241 49
RF-CAPITAL GUARDIAN	ADVANTEST	JPY50	11 300 00	75 0473	848 033 95	93 6952	1 058 756 32
RF-CAPITAL GUARDIAN	TAIYO YUDEN CO	JPY50	18 000 00	53 4074	961 333 66	33 4501	602 101 43
RF-CAPITAL GUARDIAN	TOKYO SEIMITSU CO	JPY50	7 500 00	117 0247	877 685 55	56 8301	426 225 82
RF-CAPITAL GUARDIAN	TOKYO ELECTRON	JPY50	33 000 00	36 3934	1 200 981 53	54 9912	1 814 710 60
RF-CAPITAL GUARDIAN	TORAY INDS INC	JPY50	130 000 00	3 8087	495 124 82	3 7653	489 492 00
RF-CAPITAL GUARDIAN	TOYO TRUST + BKG	JPY50	51 000 00	3 3588	171 299 57	3 1524	160 770 54

THE ROCKEFELLER FOUNDATION
990 HOLDINGS
AS OF DECEMBER 31 2000

Fund Name	Security Name	Security Description	Shares/Par Value	Base Unit Cost	Base Total Cost	Base Price Amount	Base Market Value
RF CAPITAL GUARDIAN	USHIO INC	JPY50	15 000 00	27 5219	412 828 56	16 3310	244 964 92
RF CAPITAL GUARDIAN	YAMANOUCHI PHARM	JPY50	8 000 00	46 8002	374 401 38	43 2574	346 059 46
RF CAPITAL GUARDIAN	SONY CORP	AMER SH NEW	1 400 00	44 2937	62 011 22	69 7500	97 650 00
RF-LAZARD ASSET MANAGEMENT	ACOM CO	Y50	7 300 00	104 5868	763 483 41	73 8178	538 870 28
RF-LAZARD ASSET MANAGEMENT	NTT DOCOMO	NPV	58 00	3 514 5357	203 843 07	17 250 4338	1 000 525 16
RF-LAZARD ASSET MANAGEMENT	CANON INC	JPY50	36 000 00	34 2929	1 303 130 00	35 0263	1 330 997 93
RF-LAZARD ASSET MANAGEMENT	MIZUHO HLDGS	JPY50000	293 00	8 525 5535	2 497 987 17	6 199 6483	1 816 496 94
RF-LAZARD ASSET MANAGEMENT	FUJITSU	JPY50	105 000 00	27 5782	2 895 708 71	14 7481	1 548 335 89
RF-LAZARD ASSET MANAGEMENT	HITACHI	JPY50	172 000 00	11 1829	1 920 014 65	8 9142	1 533 239 57
RF-LAZARD ASSET MANAGEMENT	KAO CORP	JPY50	70 000 00	22 9983	1 609 738 88	29 0718	2 035 025 79
RF-LAZARD ASSET MANAGEMENT	SAKURA BANK	JPY50	299 000 00	6 3107	1 886 903 09	6 0420	1 806 567 00
RF-LAZARD ASSET MANAGEMENT	NIKKO SECURITIES	JPY50	142 000 00	9 4989	1 348 845 11	7 7496	1 100 437 57
RF-LAZARD ASSET MANAGEMENT	NIPPON TEL+TEL CP	JPY50000	194 00	10 733 2872	2 082 257 71	7 206 6533	1 398 090 74
RF-LAZARD ASSET MANAGEMENT	NISSAN MOTOR CO	JPY50	455 000 00	4 6589	2 119 785 55	5 7618	2 621 628 10
RF-LAZARD ASSET MANAGEMENT	ORIX CORP	JPY50	14 000 00	81 6510	1 143 113 91	100 3502	1 404 903 35
RF-LAZARD ASSET MANAGEMENT	SANKYO CO	JPY50	55 000 00	22 2616	1 224 389 02	23 9930	1 319 614 40
RF-LAZARD ASSET MANAGEMENT	SONY CORP	JPY50	30 400 00	47 1513	1 433 398 26	69 1769	2 102 976 74
RF-LAZARD ASSET MANAGEMENT	SUMITOMO TRUST+BKG	JPY50	185 000 00	4 5819	843 953 78	6 8039	1 258 712 49
RF-LAZARD ASSET MANAGEMENT	TDK CORP	JPY50	18 700 00	111 4913	2 084 886 64	97 3730	1 820 875 23
REPUBLIC OF KOREA							
RF EMERGING MARKETS MGMT	HANARO TELECOM INC	COM	19 600 00	9 0306	176 999 58	1 6250	31 850 00
RF EMERGING MARKETS MGMT	KOREA TELECOM	SPONSORED ADR	20 000 00	44 6385	892 790 74	31 0000	620 000 00
RF EMERGING MARKETS MGMT	PANTECH	KRW500	12 120 00	23 3601	283 124 04	3 3597	40 719 35
RF EMERGING MARKETS MGMT	HANARO TELECOM INC	KRW 5000	23 043 00	4 5104	103 932 33	1 8103	41 714 19
RF EMERGING MARKETS MGMT	EASTEL SYSTEMS	KRW500	16 710 00	10 3860	173 550 32	4 9328	82 427 17
RF EMERGING MARKETS MGMT	DAE DUCK ELECTRONIC	KRW500	25 620 00	9 1013	233 174 71	7 8656	201 516 93
RF EMERGING MARKETS MGMT	SAMSUNG FIRE + MAR	KRW500	15 218 00	30 4536	463 473 09	21 7391	330 847 72
RF EMERGING MARKETS MGMT	SK TELECOM	KRW500	2 502 00	37 2521	93 204 66	199 9999	500 399 84
RF EMERGING MARKETS MGMT	HYUNDAI HEAVY INDUSTRIES	KRW5000	19 173 00	25 4388	487 737 78	14 8245	280 395 56
RF EMERGING MARKETS MGMT	KOREA TELECOM	KRW5000	1 050 00	54 7235	57 459 63	52 9644	55 612 63
RF EMERGING MARKETS MGMT	POHANG IRON + STEEL	KRW5000	18 850 00	52 0601	981 331 95	60 4743	1 139 940 35
RF EMERGING MARKETS MGMT	SAMSUNG ELECTRONIC	KRW5000	19 740 00	54 1235	1 068 398 53	124 9011	2 485 548 62
RF EMERGING MARKETS MGMT	SAMSUNG ELECTRS LTD	GDR 95 COM 144A	23 00	18 0261	414 60	71 5000	1 644 50
RF CAPITAL GUARDIAN	HYUNDAI MOTOR CO	SPONS GLOBAL DEP RCPT 144A	44 000 00	7 8654	346 078 64	5 5000	242 000 00
RF CAPITAL GUARDIAN	KOREA TELECOM	SPONSORED ADR	400 00	37 2373	14 894 82	31 0000	12 400 00
RF CAPITAL GUARDIAN	POHANG IRON + STEEL LTD	SPONSORED ADR	17 900 00	35 1908	629 914 78	15 5625	278 568 75
RF CAPITAL GUARDIAN	SAMSUNG ELECTRS LTD	GDR 95 COM 144A	32 430 00	91 2573	2 959 474 23	71 5000	2 318 745 00
RF-LAZARD ASSET MANAGEMENT	SK TELECOM LTD	SPONSORED ADR	17 700 00	37 3129	660 438 53	23 5625	417 056 25
LUXEMBOURG							
RF EMERGING MARKETS MGMT	FRAMLINGTON RUSSIA	NPV (SICAV)	19 443 00	10 2865	200 000 00	3 2500	83 189 75
RF EMERGING MARKETS MGMT	LEBANON HLDGS	COM STK USD 10	13 300 00	10 1500	134 995 00	4 5000	59 850 00
RF ACADIAN ASSET MANAGEMENT	ARBED SA	NPV	1 600 00	90 2736	144 437 68	78 8632	126 181 07
RF CAPITAL GUARDIAN	SES	FIDUCIARY DR EACH REP 1 A	3 500 00	154 5666	540 983 28	150 2156	525 754 46
MALAYSIA							
RF EMERGING MARKETS MGMT	MALAKOFF BHD	MYR1	221 000 00	2 3156	511 753 56	2 5000	552 494 18
RF EMERGING MARKETS MGMT	MALAYSIAN PACIFIC	MYR0 50	49 000 00	1 3312	65 229 83	4 1052	201 155 78
RF EMERGING MARKETS MGMT	MALAYSIA INT SHIP	MYR1 (ALIEN MARKET)	173 000 00	1 3459	232 836 95	1 6316	282 260 19
RF EMERGING MARKETS MGMT	PUBLIC BK BHD	MYR0 50 (ALIEN MARKET)	310 000 00	0 7356	228 029 57	0 7789	241 471 14
RF EMERGING MARKETS MGMT	PUBLIC BK BHD	MYR0 50	130 000 00	0 8423	108 499 53	0 7737	100 577 89
RF EMERGING MARKETS MGMT	SELANGOR PROPS	MYR1	288 000 00	0 3946	113 637 22	0 4447	128 082 88
RF EMERGING MARKETS MGMT	JAYA TUSA HLDGS	MYR1	67 000 00	1 3718	91 910 89	0 8474	56 773 09
MEXICO							
RF EMERGING MARKETS MGMT	CEMEX S A	SPONSORED ADR NEW REP ORD PART	13 259 00	15 8802	210 555 73	18 0625	239 490 69
RF EMERGING MARKETS MGMT	CARSO GLOBAL TELECOM	SER A1 NPV	182 000 00	0 8910	162 157 97	1 9150	348 524 20
RF EMERGING MARKETS MGMT	CONSORICO ARA SA	SER UNICA NPV	123 000 00	0 7007	86 184 18	1 1864	145 933 06
RF EMERGING MARKETS MGMT	CONTROL COM MEX	UNITS REP 3 B + 1 C	132 000 00	0 9187	121 267 67	0 9887	130 509 24
RF EMERGING MARKETS MGMT	CORP INTERAM ENTRE	SER B NPV	90 339 00	2 0711	187 100 79	4 1109	371 377 94
RF EMERGING MARKETS MGMT	CORP GEO SA DE CV	SER B MXN1	77 000 00	2 3480	180 794 04	0 7077	54 493 33
RF EMERGING MARKETS MGMT	CYDSA SA	A NPV	43 200 00	1 9045	82 272 67	0 4248	18 343 73
RF EMERGING MARKETS MGMT	EMBOT ARGOS	SER B NPV	97 000 00	0 5312	51 521 92	1 5299	148 399 62
RF EMERGING MARKETS MGMT	GRUPO TELEvisa SA	(CPO) PTG CERTS REP 1A L D SH	50 000 00	1 4196	70 979 25	2 2584	112 920 68
RF EMERGING MARKETS MGMT	GRUPO TRIBASA	CON STK NPV	81 000 00	2 9004	234 930 35	0 0312	2 529 01

THE ROCKEFELLER FOUNDATION
990 HOLDINGS
AS OF DECEMBER 31 2000

Fund Name	Security Name	Security Description	Shares/Par Value	Base Unit Cost	Base Total Cost	Base Price	
						Amount	Base Market Value
RF EMERGING MARKETS MGMT	GRUPO FINANCIERO BANORTE SA	O SHS	354 663 00	0 7999	283 710 04	1 3530	479 847 20
RF EMERGING MARKETS MGMT	NEW GRUPO ELEKTRA	PTG CERTS(1 SER L + 2 SER B	53 000 00	1 0124	53 655 60	0 7910	41 921 15
RF- EMERGING MARKETS MGMT	NUEVO GRUPO MEXICO	SER B COM NPV	23 000 00	4 4188	101 632 18	3 0182	69 417 59
RF- EMERGING MARKETS MGMT	GPO FIN BANAMEX AC	NEW COM SER O MXN3	621 000 00	0 2818	174 988 98	1 6444	1 021 156 76
RF EMERGING MARKETS MGMT	FOMENTO ECONOMICO MEXICANO	SPONSADR RPSTG UNIT 1 SER B	11 000 00	12 4370	136 806 57	29 8750	328 625 00
RF EMERGING MARKETS MGMT	GRUPO TELEVISION SA DE CV	SPONSORED ADR REPSTG ORD PARTN	3 400 00	17 6475	60 001 50	44 9375	152 787 50
RF EMERGING MARKETS MGMT	GRUPO ELEKTRAS A DE C V	GLOBAL DEPOSITORY RCPT REP	2 700 00	9 3903	25 353 81	8 2500	22 275 00
RF EMERGING MARKETS MGMT	GRUPO IUSACELL S A DE C V NEW	SPONSORED ADR REPSTG SER V SHS	8 600 00	12 5400	82 763 78	9 7500	64 350 00
RF EMERGING MARKETS MGMT	TELEFONOS DE MEXICO S A	SPONSORED ADR REPSTG SH ORD L	2 300 00	64 2434	147 759 81	45 1250	103 787 50
RF EMERGING MARKETS MGMT	TV AZTECA S A DE C V	SPONSORED ADR	2 900 00	14 8817	43 098 93	9 9375	28 818 75
JENNISON ASSOCIATES CORP	KIMBERLY CLARK MEX	A NPV	612 900 00	1 6019	981 807 16	2 7684	1 696 738 78
JENNISON ASSOCIATES CORP	GRUPO TELEVISION SA DE CV	SPONSORED ADR REPSTG ORD PARTN	56 670 00	65 6018	3 717 652 74	44 9375	2 546 608 13
RF CAPITAL GUARDIAN	TELEFONOS DE MEXICO S A	SPONSORED ADR REPSTG SH ORD L	39 600 00	35 3818	1 401 121 22	45 1250	1 786 950 00
RF LAZARD ASSET MANAGEMENT	GPO FIN BANAMEX AC	NEW COM SER O MXN3	436 500 00	0 8885	387 836 07	1 6444	717 769 60
RF LAZARD ASSET MANAGEMENT	TELEFONOS DE MEXICO S A	SPONSORED ADR REPSTG SH ORD L	21 400 00	61 2781	1 311 350 43	45 1250	965 875 00
NETH ANTILLES							
DRESDNER RCM GLOBAL INVESTORS	SCHLUMBERGER LTD	COM	4 000 00	79 7175	318 870 00	79 9375	319 750 00
NETHERLANDS							
JENNISON ASSOCIATES CORP	VNU N V	EUR0 20	108 730 00	14 2626	1 522 250 67	49 1487	5 245 835 77
JENNISON ASSOCIATES CORP	ASM LITHOGRAPHY HL	EUR0 02	137 570 00	32 9158	4 528 222 22	22 7107	3 124 313 05
JENNISON ASSOCIATES CORP	STMICROELECTRONICS	EUR 1 04 (SICOVAM)	91 089 00	59 4152	5 410 879 74	43 6564	3 975 744 41
JENNISON ASSOCIATES CORP	PHILIPS ELECTRONICS NV	EUR0 20	79 432 00	45 4915	3 613 479 31	36 6338	2 909 897 55
JENNISON ASSOCIATES CORP	STMICROELECTRONICS N V	SHS N Y REGISTRY	2 094 00	67 7524	141 873 46	42 8125	89 649 38
RF MERCATOR ASSET MANAGEMENT	ING GROEP NV	CVA NLG1	27 000 00	9 8605	242 473 01	79 8771	2 156 682 34
RF MERCATOR ASSET MANAGEMENT	AKZO NOBEL NV	NLG5	34 000 00	27 6993	941 776 38	53 7021	1 825 870 12
RF- MERCATOR ASSET MANAGEMENT	KLM	EUR2	40 000 00	24 9162	996 847 60	23 0018	920 070 30
RF ACADIAN ASSET MANAGEMENT	HAL TRUST	CL B NPV	10 100 00	24 8286	250 768 47	21 5935	218 094 22
RF ACADIAN ASSET MANAGEMENT	GUCCI GROUP NV	NGL2 23	4 600 00	92 9387	427 518 22	96 8434	399 478 50
RF- ACADIAN ASSET MANAGEMENT	HOLLANDSCHE BETON	NLG2	1 00	12 8900	12 89	10 2804	10 28
RF ACADIAN ASSET MANAGEMENT	OSM NV	EUR3	29 943 00	30 8201	922 846 34	35 0284	1 048 855 10
RF ACADIAN ASSET MANAGEMENT	STMICROELECTRONICS	EUR 1 04 (SICOVAM)	11 550 00	56 8358	656 453 36	43 6564	504 231 38
RF ACADIAN ASSET MANAGEMENT	PHILIPS ELECTRONICS NV	EUR0 20	22 051 00	44 0278	970 851 88	36 6338	807 812 35
RF CAPITAL GUARDIAN	VNU N V	EUR0 20	7 000 00	51 6344	361 440 63	49 1487	344 040 57
RF - CAPITAL GUARDIAN	ING GROEP NV	CVA NLG1	7 500 00	54 9643	412 232 53	79 8771	599 078 43
RF - CAPITAL GUARDIAN	HAGEMEYER	EUR1 2	16 000 00	28 6213	457 940 17	22 2978	356 781 95
RF CAPITAL GUARDIAN	ABN AMRO HLDGS NV	NLG1 25	27 610 00	21 2981	586 041 17	22 7389	627 820 48
RF CAPITAL GUARDIAN	HEINEKEN NV	NLG5	11 300 00	50 6254	572 066 88	60 5087	683 748 37
RF CAPITAL GUARDIAN	HEINEKEN HOLDING	A NLG5	26 000 00	43 5874	1 133 272 92	42 2481	1 098 451 28
RF - CAPITAL GUARDIAN	AEGON NV	EUR0 12	64 919 00	47 5960	3 089 885 12	41 3658	2 685 414 01
RF CAPITAL GUARDIAN	UTD PAN EUROPE COM	EUR 1 A SHS	23 500 00	20 6076	484 277 93	10 2147	240 044 46
RF CAPITAL GUARDIAN	PHILIPS ELECTRONICS NV	EUR0 20	14 300 00	38 7916	526 119 58	36 6338	523 863 62
RF CAPITAL GUARDIAN	STMICROELECTRONICS N V	SHS N Y REGISTRY	25 500 00	24 8555	633 814 08	42 8125	1 091 718 75
RF CAPITAL GUARDIAN	ASM LITHOGRAPHY HLDG N V	ORD	75 000 00	10 6250	796 875 00	22 5625	1 692 187 50
RF LAZARD ASSET MANAGEMENT	ING GROEP NV	CVA NLG1	47 000 00	58 9446	2 770 394 95	79 8771	3 754 224 81
RF LAZARD ASSET MANAGEMENT	HEINEKEN NV	NLG5	33 900 00	55 3775	1 877 296 67	60 5087	2 051 245 10
RF LAZARD ASSET MANAGEMENT	AKZO NOBEL NV	NLG5	66 000 00	44 0645	2 908 255 86	53 7021	3 544 338 12
RF LAZARD ASSET MANAGEMENT	WOLTERS KLUWER	CVA EUR0 12	58 600 00	23 3886	1 370 569 64	27 2641	1 597 677 67
RF LAZARD ASSET MANAGEMENT	GETRONICS NV	EUR0 04	99 700 00	21 4278	2 136 356 44	5 8772	585 955 22
RF LAZARD ASSET MANAGEMENT	PHILIPS ELECTRONICS NV	EUR0 20	33 836 00	25 1905	852 345 34	36 6338	1 239 541 92
RF - INSTITUTIONAL CAPITAL	KONINKLUKE PHILIPS ELECTRS N V	1	88 952 00	47 5453	4 229 245 98	36 2500	3 224 510 00
RF INSTITUTIONAL CAPITAL	ROYAL DUTCH PETE CO	NY REGISTRY SH PAR N GLDR 1 25	7 250 00	58 1837	421 686 74	60 5625	439 078 13
NEW ZEALAND							
RF- ACADIAN ASSET MANAGEMENT	FLETCHER CHALLENGE LTD	ENERGY SHS NPV	103 800 00	3 2491	337 258 96	3 7834	392 716 59
RF- ACADIAN ASSET MANAGEMENT	TELECOM CORP OF NZ	NPV (NZ LISTING)	135 000 00	4 2779	577 519 22	2 1284	287 339 03
NORWAY							
RF- WARBURG PINCUS	PETROLEUM GEO SVCS AS	SPONSORED ADR	28 500 00	21 1020	601 406 32	13 3125	379 406 25
RF ACADIAN ASSET MANAGEMENT	NORSK HYDRO AS	NOK20	19 400 00	39 9578	775 180 81	42 2974	820 568 81
RF CAPITAL GUARDIAN	NORSK HYDRO A S	SPONSORED ADR	20 000 00	33 0475	660 950 00	42 0825	841 250 00
PAKISTAN							
RF- ACADIAN ASSET MANAGEMENT	HUB POWER CO	PKR10	1 401 400 00	0 6641	930 733 84	0 3464	485 380 06
RF ACADIAN ASSET MANAGEMENT	PAK TELECOM CORP	A PKR10	1 298 000 00	0 4032	523 394 39	0 3802	493 508 73

THE ROCKEFELLER FOUNDATION
990 HOLDINGS
AS OF DECEMBER 31 2000

Fund Name	Security Name	Security Description	Shares/Par Value	Base Unit Cost	Base Total Cost	Base Price Amount	Base Market Value
RF-EMERGING MARKETS MGMT	PERU						
RF-EMERGING MARKETS MGMT	COMPANIA DE MINAS BUENAVENTURA	SPONSORED ADR REPR SER B	11 500 00	11 9248	137 134 77	14 5000	166 750 00
RF-EMERGING MARKETS MGMT	MINAS BUENAVENTURA	SER B PEN1	21 808 00	3 3854	73 828 26	6 7455	147 106 64
RF-EMERGING MARKETS MGMT	FERREYROS SA	PEN1	354 428 00	0 7063	250 318 48	0 1304	46 228 29
RF-EMERGING MARKETS MGMT	CEMENTOS PACASMAYO	PEN1	236 564 00	0 4971	117 594 41	0 3204	75 796 49
RF-EMERGING MARKETS MGMT	PHILIPPINES						
RF-EMERGING MARKETS MGMT	BENPRESS HLDGS CORP	144A GDR	5 320 00	3 0100	16 013 20	1 1800	8 171 20
RF-EMERGING MARKETS MGMT	BENPRES HOLDINGS CORP	GDR REP 20 SHS PHP1(REG S)	42 980 00	3 2393	139 159 02	1 1500	49 404 00
RF-EMERGING MARKETS MGMT	BENPRES HLDGS CORP	PHP1	506 000 00	0 1723	87 205 45	0 0580	29 347 96
RF-EMERGING MARKETS MGMT	1ST PHILIPPINE	PHP10	182 060 00	0 7373	134 229 52	0 4150	75 554 60
RF-EMERGING MARKETS MGMT	EQUITABLE PCI BANK	PHP10	106 665 00	2 0380	217 384 97	1 1800	125 864 53
RF-EMERGING MARKETS MGMT	SM PRIME	PHP1	1 590 000 00	0 1380	219 407 56	0 1160	184 439 75
RF-EMERGING MARKETS MGMT	PHILIPPINE LONG DIST TEL CO	SPONSORED ADR	16 500 00	27 6425	456 100 99	17 8125	293 908 25
RF-EMERGING MARKETS MGMT	POLAND						
RF-EMERGING MARKETS MGMT	KGHM POLSKA MIEDZ	PLN10 BR	73 476 00	6 1998	455 537 78	6 2431	458 719 61
RF-EMERGING MARKETS MGMT	BK POLSKA KASA OPIEKI GRUPA	PLN1	6 630 00	11 3157	75 023 32	15 1238	100 271 07
RF-EMERGING MARKETS MGMT	SOFTBANK SA	PLN1	1 900 00	15 2951	29 060 60	15 7268	29 884 71
RF-EMERGING MARKETS MGMT	POLSKI KONCERN NAFTOWY ORLEN	GLOBAL DEPOSITARY RCPT REG S	15 900 00	8 8217	140 265 50	11 1250	176 887 50
RF-EMERGING MARKETS MGMT	SOFTBANK	SPONCERED GDR REG S	4 700 00	5 9165	27 807 55	15 7500	74 025 00
RF-EMERGING MARKETS MGMT	TELEKOMUNIKA CTA POLSKA	SPONSORED GDR RESPTG SHS SER A	99 700 00	6 0340	601 565 90	6 6250	680 452 50
RF-EMERGING MARKETS MGMT	PORTUGAL						
RF-EMERGING MARKETS MGMT	SOMEC	NEW SHS	9 00	8 487 6722	76 389 05	0 0000	
RF-CAPITAL GUARDIAN	TELECEL COMUNI PES	EUR0 50	70 000 00	19 3331	1 353 315 25	10 8908	762 343 98
RF-LAZARD ASSET MANAGEMENT	PORTUGAL TELECOM	EUR1 REGD	202 300 00	10 2511	2 073 804 87	9 1444	1 849 906 49
RF-EMERGING MARKETS MGMT	RUSSIA						
RF-EMERGING MARKETS MGMT	SURGUTNEFTEGAZ JSC	SPONSORED ADR REPSTG PFD SHS	17 500 00	10 1250	177 187 50	9 3000	162 750 00
RF-EMERGING MARKETS MGMT	SURGUTNEFTEGAZ JSC	SPONSORED ADR	39 000 00	11 0972	432 791 07	10 2500	399 750 00
RF-EMERGING MARKETS MGMT	UNIFIED ENERGY SYS RUSSIA	GLOBAL DEPOSITARY RCPT REG S	28 900 00	10 5647	305 319 41	8 2000	236 980 00
RF-EMERGING MARKETS MGMT	SECTOR CAPITAL FUND LTD	B SHARES	76 474 00	1 0000	76 474 00	0 0000	
RF-EMERGING MARKETS MGMT	SECTOR CAPITAL FUND LTD	A SHARES	20 329 00	1 0000	20 329 00	0 0000	
ARK MANAGEMENT II	SINGAPORE						
RF-EMERGING MARKETS MGMT	FLEXTRONICS INTERNATIONAL	COM	54 900 00	12 4843	685 388 29	28 5000	1 564 650 00
JENNISON ASSOCIATES CORP	GP BATTERIES INTL	SGD0 80	21 500 00	2 0443	43 951 94	1 1245	24 177 73
RF-MERCATOR ASSET MANAGEMENT	DBS GROUP HLDGS	SGD1	253 696 00	5 5205	1 400 520 39	11 3031	2 667 557 15
RF-ACADIAN ASSET MANAGEMENT	UNITED OSEAS BANK	SGD1	250 000 00	6 5958	1 648 952 28	7 4970	1 674 242 37
RF-CAPITAL GUARDIAN	CREATIVE TECHNOLOG	ORD SGD0 25	11 000 00	24 2405	266 645 74	11 3608	124 988 71
RF-CAPITAL GUARDIAN	SINGAPORE PRESS HD	SGD1 (POST RECONSTRUCTION)	39 000 00	17 3289	675 825 99	14 7633	575 787 26
RF-CAPITAL GUARDIAN	DBS GROUP HLDGS	SGD1	69 780 00	7 1500	498 926 82	11 3031	788 731 64
RF-CAPITAL GUARDIAN	DATA CRAFT ASIA	SGD0 10	23 002 00	6 7208	154 591 40	4 7200	108 569 44
RF-CAPITAL GUARDIAN	HONG KONG LAND HLD	USD 0 10(SING QUOTE)	71 000 00	1 8689	132 691 28	2 2200	157 620 00
RF-CAPITAL GUARDIAN	UNITED OSEAS BANK	SGD1	15 000 00	6 9859	104 789 18	7 4970	112 454 53
RF-LAZARD ASSET MANAGEMENT	OSEAS CHINESE BK	SGD1	270 350 00	7 3355	1 983 147 89	7 4393	2 011 214 89
RF-LAZARD ASSET MANAGEMENT	UNITED OSEAS BANK	SGD1	349 736 00	6 0468	2 114 771 94	7 4970	2 621 960 12
RF-EMERGING MARKETS MGMT	SOUTH AFRICA						
RF-EMERGING MARKETS MGMT	SUPER GROUP LTD	ZAR0 10	263 033 00	1 1544	303 632 88	0 7133	187 631 95
RF-EMERGING MARKETS MGMT	MOLOPE FOODS	ZAR0 01	296 800 00	0 8552	253 828 52	0 0000	
RF-EMERGING MARKETS MGMT	SOFTLINE LTD	ZAR0 01 POST CONS	367 600 00	0 5192	190 868 74	0 2404	88 379 12
RF-EMERGING MARKETS MGMT	STANDARD BANK INV	ZAR0 10	16 200 00	4 0169	65 074 30	4 0291	65 270 61
RF-EMERGING MARKETS MGMT	SOUTH AFRICAN BREW	USD0 10	43 730 00	8 8565	387 382 53	7 0277	307 322 16
RF-EMERGING MARKETS MGMT	PROFURN	NPV	688 400 00	0 5255	361 736 78	0 3686	253 718 01
RF-EMERGING MARKETS MGMT	S AFRICA CAPITAL GROWTH FUND		60 00	698 4398	41 908 39	529 2052	31 752 31
RF-ACADIAN ASSET MANAGEMENT	SASOL	NPV	50 800 00	6 6846	336 560 22	6 4663	328 487 77
JENNISON ASSOCIATES CORP	SPAIN						
RF-MERCATOR ASSET MANAGEMENT	BBVA (BILB VIZ ARG)	EUR0 49	207 438 00	11 5121	2 388 064 58	14 8807	3 086 643 51
RF-MERCATOR ASSET MANAGEMENT	CENT COM CARREFOUR	EUR0 8	86 600 00	13 1888	1 142 152 89	10 9845	951 258 81
RF-MERCATOR ASSET MANAGEMENT	IBERDROLA SA	EUR3	102 000 00	6 2118	633 602 68	12 5336	1 278 428 29
RF-MERCATOR ASSET MANAGEMENT	BCO POPULAR ESP	EUR0 5	56 000 00	35 8313	2 006 553 74	34 8312	1 950 549 04
RF-ACADIAN ASSET MANAGEMENT	GRUPO EMPRES ENCE	EUR4 5	11 040 00	14 1386	156 090 12	16 3359	180 348 80

THE ROCKEFELLER FOUNDATION
990 HOLDINGS
AS OF DECEMBER 31 2000

Fund Name	Security Name	Security Description	Shares/Par Value	Base Unit Cost	Base Total Cost	Base Price Amount	Base Market Value
RF ACADIAN ASSET MANAGEMENT	ACERIALIA CORP SIDE	EUR6 01	21 300 00	10 3851	221 203 28	8 4580	180 176 99
RF ACADIAN ASSET MANAGEMENT	REPSOL YPF SA)	EUR1(REGD)	50 200 00	20 9119	1 049 778 58	15 9792	802 154 84
RF ACADIAN ASSET MANAGEMENT	CIA ESP PETROLEOS	EUR1	18 500 00	12 3338	240 505 08	8 6374	168 429 20
RF ACADIAN ASSET MANAGEMENT	GRUPO DRAGADOS SA	EUR1	185 500 00	11 4966	2 132 620 70	10 8906	2 020 211 50
RF - CAPITAL GUARDIAN	BBVA (BILB VIZ ARG)	EUR0 49	49 000 00	14 9694	733 500 65	14 8807	729 155 71
RF - CAPITAL GUARDIAN	TELEFONICA SA	EUR 1	28 801 00	21 9253	631 471 73	16 5237	475 899 42
RF CAPITAL GUARDIAN	TELEFONICA S A	SPONSORED ADR	5 094 00	74 4241	379 118 44	50 0000	254 700 00
RF-LAZARD ASSET MANAGEMENT	ENDESA S A	EUR1 2	128 300 00	23 4016	3 002 430 29	17 0401	2 188 241 84
RF LAZARD ASSET MANAGEMENT	TELEFONICA SA	EUR 1	95 314 00	15 8592	1 511 604 97	16 5237	1 574 941 04
SRI LANKA							
RF EMERGING MARKETS MGMT	NATIONAL DEVELOPMENT BANK	LKR10	33 300 00	3 3177	110 478 01	0 5079	18 911 72
SWEDEN							
RF MERCATOR ASSET MANAGEMENT	SKF AB	SER B SEK 12 50	57 200 00	17 1878	983 144 85	15 1025	863 662 08
RF MERCATOR ASSET MANAGEMENT	SVEDALA INDUSTRI	SEK5	65 000 00	14 1989	922 927 96	17 0832	1 109 105 22
RF MERCATOR ASSET MANAGEMENT	ELECTROLUX AB	SERVB SEK5	94 200 00	6 5426	618 318 97	12 9828	1 222 983 25
RF ACADIAN ASSET MANAGEMENT	ERICSSON (LM) TEL	SEK1 SER B	84 800 00	8 3023	702 377 85	11 3931	963 856 42
RF CAPITAL GUARDIAN	ERICSSON L M TEL CO	ADR CL B SEK 10	8 000 00	22 5016	180 012 60	11 1875	89 500 00
RF - CAPITAL GUARDIAN	FORENINGSSPARBK	SEK20 SER A	40 800 00	14 9869	611 468 47	15 3144	624 828 50
RF CAPITAL GUARDIAN	SVENSKA HANDELSBANKEN SERIES A	PV SEK4	30 200 00	12 1451	368 781 47	17 1181	518 907 68
RF - CAPITAL GUARDIAN	ERICSSON (LM) TEL	SEK1 SER B	78 000 00	8 5330	648 507 72	11 3931	865 075 74
RF-LAZARD ASSET MANAGEMENT	ELECTROLUX AB	SERVB SEK5	129 400 00	15 3758	1 989 634 65	12 9828	1 679 978 11
RF-LAZARD ASSET MANAGEMENT	INVESTOR AB	SEK8 25 B	172 400 00	14 2323	2 453 854 02	14 9435	2 576 261 18
RF-LAZARD ASSET MANAGEMENT	SVENSKA HANDELSBANKEN SERIES A	PV SEK4	99 400 00	13 5215	1 344 032 29	17 1181	1 701 345 15
SWITZERLAND							
RF- MERCATOR ASSET MANAGEMENT	VALORA HLDG AG	CHF10 (REGD)	5 000 00	184 7550	923 775 14	213 8232	1 089 115 79
RF- MERCATOR ASSET MANAGEMENT	SULZER AG	CHF60 (REGD)	2 500 00	444 7149	1 111 787 20	721 3832	1 803 457 85
RF- MERCATOR ASSET MANAGEMENT	NOVARTIS AG	CHF20(REGD)	800 00	451 4593	381 167 47	1 767 9750	1 414 380 02
RF- MERCATOR ASSET MANAGEMENT	UBS AG	CHF10 (REGD)	10 000 00	41 8357	418 356 93	163 2214	1 632 214 29
RF ACADIAN ASSET MANAGEMENT	NESTLE SA	CHF10 (REGD)	30 00	1 247 7770	37 433 31	2 332 6163	89 978 49
RF ACADIAN ASSET MANAGEMENT	ASCOM HOLDING AG	CHF 10 REGD	11 500 00	64 8776	748 092 80	65 4120	752 237 89
RF ACADIAN ASSET MANAGEMENT	SWATCH GROUP	CHF10 (REGD)	770 00	261 2178	201 137 52	261 0309	200 893 77
RF- ACADIAN ASSET MANAGEMENT	NOVARTIS AG	CHF20(REGD)	550 00	1 385 1902	761 854 63	1 787 9750	972 388 27
RF- ACADIAN ASSET MANAGEMENT	SULZER MEDICA	CHF30 (REGD)	3 800 00	244 2813	928 268 77	282 5738	997 779 69
RF- ACADIAN ASSET MANAGEMENT	ADECCO SA	CHF10 REGD	70 00	785 2956	53 570 69	829 4361	44 060 53
RF ACADIAN ASSET MANAGEMENT	SWISS LIFE	CHF50(REGD)	1 820 00	777 2848	1 414 658 35	834 3114	1 518 448 80
RF ACADIAN ASSET MANAGEMENT	XSTRATA	CHF10	1 100 00	112 0485	123 253 35	291 2685	320 395 34
RF CAPITAL GUARDIAN	SYNGENTA AG	CHF10	5 674 00	34 0895	193 423 84	53 6872	304 621 17
RF CAPITAL GUARDIAN	HOLDERBK FN GLARUS	CHF50 (BR)	920 00	1 176 6452	1 082 513 82	1 203 3338	1 107 067 09
RF - CAPITAL GUARDIAN	NESTLE SA	CHF10 (REGD)	341 00	1 946 5912	863 787 60	2 332 6163	795 422 15
RF CAPITAL GUARDIAN	ROCHE HLDGS AG	GENUSSCHEINE NPV	35 00	11 781 3240	411 848 34	10 188 2261	358 587 81
RF CAPITAL GUARDIAN	SWISS REINSURANCE	CHF10(REGD)	395 00	2 268 4121	895 232 77	2 397 4112	948 977 41
RF CAPITAL GUARDIAN	NOVARTIS AG	CHF20(REGD)	1 081 00	1 724 3398	1 864 011 27	1 787 9750	1 911 181 01
RF CAPITAL GUARDIAN	SWISSCOM AG	CHF25(REGD)	2 039 00	372 5994	759 730 24	260 1052	530 354 56
RF CAPITAL GUARDIAN	UBS AG	CHF10 (REGD)	3 550 00	184 0356	582 326 34	163 2214	579 436 07
RF CAPITAL GUARDIAN	SYNGENTA AG	SPONSORED ADR	1 118 00	8 7042	7 495 30	10 9375	12 228 13
RF LAZARD ASSET MANAGEMENT	SYNGENTA AG	CHF10	658 00	31 4934	20 722 63	53 6872	35 326 18
RF-LAZARD ASSET MANAGEMENT	ROCHE HLDGS AG	GENUSSCHEINE NPV	180 00	12 137 9685	2 184 834 33	10 188 2261	1 833 680 70
RF LAZARD ASSET MANAGEMENT	ABB AG	CHF10	12 829 00	107 0848	1 352 371 22	106 8030	1 348 289 69
RF-LAZARD ASSET MANAGEMENT	ZURICH FIN SVS GRP	CHF10	4 220 00	607 0939	2 561 938 19	802 9011	2 544 242 57
TAIWAN							
RF EMERGING MARKETS MGMT	SILICONWARE PRECISION INDS LTD	SPONSORED ADR SPIL	18 688 00	4 1072	76 755 10	2 5000	46 720 00
RF EMERGING MARKETS MGMT	EMERGING MKTS TAIWAN A/C		2 345 100 00	0 8778	2 057 978 48	0 8186	1 450 678 86
RF EMERGING MARKETS MGMT	EMERGING MKRTS TAIWAN A/C II		2 282 036 00	0 7891	1 800 755 64	0 8380	1 455 938 97
RF EMERGING MARKETS MGMT	EMERGING MARKETS TAIWAN	A/C III	3 398 964 78	0 4927	1 673 727 85	0 6515	2 213 122 55
RF CAPITAL GUARDIAN	ASUSTEK COMPUTER INC	GLOBAL DEPOSITORY RCPT REG S	37 148 00	10 4525	388 289 87	3 0250	112 372 70
RF - CAPITAL GUARDIAN	TAIWAN SEMICNDCTR MFG CO LTD	SPONSORED ADR	95 719 00	14 9335	1 429 420 28	17 2500	1 651 152 75
RF LAZARD ASSET MANAGEMENT	TAIWAN SEMICNDCTR MFG CO LTD	SPONSORED ADR	38 000 00	22 6970	862 488 32	17 2500	655 500 00
THAILAND							
RF EMERGING MARKETS MGMT	ADVANCED INFO SERV	THB10 (ALIEN MARKET)	30 300 00	10 4774	317 468 09	9 6819	293 360 75
RF- EMERGING MARKETS MGMT	ALUCON PLC	THB10(ALIEN MARKET)	24 000 00	5 1817	124 359 94	1 6136	38 727 49
RF- EMERGING MARKETS MGMT	SIAM COMMERCIAL BK	WTS 10MAY2002(ALIEN MKT)	49 000 00	0 0080	294 31	0 0761	3 727 52

THE ROCKEFELLER FOUNDATION
990 HOLDINGS
AS OF DECEMBER 31 2000

Fund Name	Security Name	Security Description	Shares/Par Value	Base Unit Cost	Base Total Cost	Base Price Amount	Base Market Value
RF EMERGING MARKETS MGMT	TISCO FINANCE PLC	WTS EXP 31MAY02 ALIEN	63 600 00	0 0000		0 1153	7 330 56
RF EMERGING MARKETS MGMT	HANA MICROELECTRNC	THB5 (ALIEN MKT)	113 100 00	0 1176	13 296 06	2 0516	232 039 91
RF EMERGING MARKETS MGMT	PTT EXPLORTN + PRD	THB5(ALIEN MKT)	158 000 00	3 1735	501 405 73	2 3283	367 865 06
RF EMERGING MARKETS MGMT	THAI UNION FROZEN	THB5(ALIEN MKT)	56 400 00	1 6786	94 672 10	1 3140	74 107 82
RF EMERGING MARKETS MGMT	KCE ELECTRONICS	THB10(ALIEN MARKET)	86 640 00	0 6685	57 914 92	1 6136	139 806 24
RF EMERGING MARKETS MGMT	LAND + HOUSE	THB10(ALIEN MARKET)	110 600 00	1 1182	123 674 63	0 3170	35 056 45
RF EMERGING MARKETS MGMT	MDX PUBLIC CO LTD	THB10 (ALIEN MKT)	161 900 00	2 8583	462 754 62	0 0000	-
RF EMERGING MARKETS MGMT	SAHA UNION PLC	THB10 (ALIEN MARKET)	152 600 00	0 6424	98 023 53	0 2824	43 092 40
RF EMERGING MARKETS MGMT	SHIN SATELLITE PUB	THB10(ALIEN MARKET)	430 300 00	0 5923	254 860 22	0 6743	260 139 79
RF EMERGING MARKETS MGMT	SIAM SYNTECH CONST	THB10(ALIEN MARKET)	26 600 00	3 1209	83 014 72	0 0000	-
RF EMERGING MARKETS MGMT	TELECOMASIA	THB10(ALIEN MARKET)	406 200 00	0 9689	405 757 38	0 4092	166 206 64
RF EMERGING MARKETS MGMT	THAI GERMAN CERAMC	THB10(ALIEN MARKET)	50 00	2 4504	122 52	0 1130	5 65
RF EMERGING MARKETS MGMT	THAI FARMERS BANK	THB10 (ALIEN MARKET)	754 000 00	0 8113	611 750 74	0 4956	373 697 24
RF EMERGING MARKETS MGMT	SIAM COMMERCIAL BK	THB10(ALIEN MARKET)	565 000 00	0 7782	439 685 60	0 4495	253 978 27
RF EMERGING MARKETS MGMT	TELECOMASIA	PURCH RTS EX DATE 3APR00 ALIEN	105 032 00	0 0000		0 1174	12 328 78
RF- ACADIAN ASSET MANAGEMENT	SIAM CITY BANK PUB	THB0 01(ALIEN MKT)	55 490 00	3 8357	212 843 25	0 0000	-
TURKEY							
RF EMERGING MARKETS MGMT	TURKCELL ILETISIM	TRL1000	1 374 000 00	0 0735	100 988 12	0 0313	43 046 40
RF EMERGING MARKETS MGMT	AKBANK	TRL1000	8 925 554 00	0 0000		0 0063	56 591 99
RF EMERGING MARKETS MGMT	AKSIGORTA	TRL1000	16 803 000 00	0 0043	72 135 09	0 0148	245 218 15
RF EMERGING MARKETS MGMT	AKSA	TRL1000	2 882,250 00	0 0400	115 370 71	0 0160	46 224 36
RF EMERGING MARKETS MGMT	ARCELIK	TRL1000	5 038 500 00	0 0166	83 714 78	0 0172	86 443 02
RF EMERGING MARKETS MGMT	ENKA HLDG	TRL1000	1 038 800 00	0 1386	144 012 39	0 1074	111 582 29
RF EMERGING MARKETS MGMT	T GARANTI BANKASI	TRL500	12 071 000 00	0 0096	116 388 78	0 0056	87 531 34
RF EMERGING MARKETS MGMT	YAPI KREDI BANKASI	TRL1000	16 523 000 00	0 0114	188 023 19	0 0051	85 043 05
UNITED KINGDOM							
RF WARBURG PINCUS	IONA TECHNOLOGIES PLC	SPONSORED ADR	10 900 00	34 4769	375 797 89	67 0000	730 300 00
RF EMERGING MARKETS MGMT	ANTOFAGASTA HLDGS	ORD GBP0 05	38 598 00	5 6636	218 601 88	6 6101	255 135 16
RF EMERGING MARKETS MGMT	BILLITON	ORD USD0 50	101 000 00	4 2835	432 833 14	3 8540	389 254 21
RF EMERGING MARKETS MGMT	ORYX FUND	ORD USD0 01	14 450 00	10 4671	151 250 00	8 5000	122 825 00
RF EMERGING MARKETS MGMT	OLD MUTUAL	GBP0 10	128 600 00	2 1245	273 206 89	2 4797	318 890 29
RF EMERGING MARKETS MGMT	DIMENSION DATA HLDGS PLC	ORD USD0 01	34 300 00	6 5773	225 601 68	6 7520	231 592 66
RF EMERGING MARKETS MGMT	VIETNAM INVESTMENT FUND		5 00	15 931 3500	79 656 75	0 0000	-
JENNISON ASSOCIATES CORP	CABLE + WIRELESS	ORD GBP0 25	297 327 00	18 1328	5 391 374 98	13 4890	4 010 646 02
JENNISON ASSOCIATES CORP	COLT TELECOM GROUP	ORD GBP0 025	118 696 00	29 3059	3 478 498 94	21 5107	2 553 235 12
JENNISON ASSOCIATES CORP	LOGICA	ORD GBP0 10	154 118 00	26 5428	4 080 715 52	26 1415	4 028 873 65
JENNISON ASSOCIATES CORP	PEARSON	ORD GBP0 25	208 517 00	13 2991	2 773 080 92	23 7514	4 952 572 32
JENNISON ASSOCIATES CORP	VODAFONE GROUP	ORD USD0 10	1 655 357 00	3 2993	5 461 580 17	3 6673	8 070 652 06
JENNISON ASSOCIATES CORP	REED INTERNATIONAL	ORD GBP0 125	246 600 00	9 4754	2 336 641 36	10 4568	2 578 596 25
JENNISON ASSOCIATES CORP	DIMENSION DATA HLDGS PLC	ORD USD0 01	484 196 00	6 4031	3 900 683 68	6 7520	3 134 238 66
JENNISON ASSOCIATES CORP	MARCONI	ORD GBP0 05	294 392 00	14 1844	4 175 769 42	10 7404	3 161 892 70
RF MERCATOR ASSET MANAGEMENT	BRITISH AIRWAYS	ORD GBP0 25	300 000 00	6 4612	1 944 361 00	5 8333	1 749 985 81
RF MERCATOR ASSET MANAGEMENT	HANSON	ORD GBP2	230 000 00	8 9082	2 048 884 03	6 8565	1 577 003 86
RF MERCATOR ASSET MANAGEMENT	ROYAL SUN ALLIANCE	ORD GBP0 275	240 000 00	8 0854	1 940 504 19	8 5595	2 054 272 71
RF MERCATOR ASSET MANAGEMENT	RIO TINTO	ORD GBP0 10(REGD)	67 000 00	12 7001	850 906 98	17 5970	1 178 996 99
RF MERCATOR ASSET MANAGEMENT	RECKITT + BENCKISER	ORD 10 10/19P	130 600 00	11 7739	1 537 671 40	13 7728	1 796 731 47
RF MERCATOR ASSET MANAGEMENT	ROYAL BK SCOT GRP	ORD GBP0 25	95 000 00	6 0968	579 191 67	23 6319	2 245 030 88
RF MERCATOR ASSET MANAGEMENT	CORUS GROUP	ORD GBP0 50	1 248 500 00	1 6068	2 006 077 00	1 0531	1 314 830 89
RF MERCATOR ASSET MANAGEMENT	TESCO	ORD GBP0 05	370 000 00	1 0818	400 259 99	4 0743	1 507 504 85
RF- ACADIAN ASSET MANAGEMENT	EMI GROUP	ORD GBP0 14	11 300 00	7 5408	85 210 52	8 2159	92 839 62
RF- ACADIAN ASSET MANAGEMENT	BARCLAYS	ORD GBP1	12 900 00	29 5578	381 295 95	30 9515	389 274 61
RF ACADIAN ASSET MANAGEMENT	BARRATT DEVEL	ORD GBP0 10	158 500 00	4 3524	689 860 67	4 4366	703 196 52
RF ACADIAN ASSET MANAGEMENT	BRITISH TELECOM	ORD GBP0 25	50 400 00	17 2988	871 859 42	8 5445	430 644 40
RF ACADIAN ASSET MANAGEMENT	CORDIANT COMM	ORD GBP0 50	23 200 00	5 0932	118 161 18	4 1376	95 997 51
RF ACADIAN ASSET MANAGEMENT	CABLE + WIRELESS	ORD GBP0 25	30 600 00	13 7679	421 297 66	13 4890	412 763 62
RF ACADIAN ASSET MANAGEMENT	LONMIN	ORD GBP1 00	30 600 00	12 6316	386 526 32	14 4899	443 389 49
RF- ACADIAN ASSET MANAGEMENT	LOGICA	ORD GBP0 10	22 810 00	40 4134	921 829 65	26 1415	596 287 31
RF- ACADIAN ASSET MANAGEMENT	HSBC HLDGS	ORD USD0 50	252 600 00	8 8720	2 242 836 06	14 7139	3 719 679 61
RF- ACADIAN ASSET MANAGEMENT	CENTRICA	GBP0 055555	95 900 00	3 3642	322 630 87	3 8727	371 389 48
RF ACADIAN ASSET MANAGEMENT	PEARSON	ORD GBP0 25	27 400 00	23 6571	648 203 71	23 7514	650 788 58
RF ACADIAN ASSET MANAGEMENT	P + O	DFD ORD GBP1 00	57 600 00	3 4409	198 196 48	4 7353	272 755 79
RF ACADIAN ASSET MANAGEMENT	VODAFONE GROUP	ORD USD0 10	365 100 00	4 2672	1 557 964 22	3 6673	1 338 922 88
RF- ACADIAN ASSET MANAGEMENT	BG GROUP	ORD GBP0 10	117 900 00	4 4623	526 105 15	3 9138	461 431 60
RF ACADIAN ASSET MANAGEMENT	UTD BUSINESS MEDIA	ORD 25	79 700 00	12 6592	1 008 935 56	12 6973	1 011 974 29

THE ROCKEFELLER FOUNDATION
990 HOLDINGS
AS OF DECEMBER 31 2000

Fund Name	Security Name	Security Description	Shares/Par Value	Base Unit Cost	Base Total Cost	Base Price	
						Amount	Base Market Value
RF-ACADIAN ASSET MANAGEMENT	LATTICE GROUP	ORD GBP0 10	117 900 00	1 912 4	225 473 64	2 2556	265 939 58
RF-ACADIAN ASSET MANAGEMENT	ASTRAZENECA	ORD USD0 25	29 600 00	44 2516	1 309 848 80	50 4157	1 492 305 44
RF-SANFORD C BERNSTEIN	MILLENNIUM CHEMICALS INC	COM	29 200 00	32 7310	955 745 99	18 1250	529 250 00
RF-ALLIANCE CAPITAL MGMT	BP AMOCO PLC	SPONSORED ADR	14 300 00	53 1183	759 592 00	47 8750	684 612 50
RF-ALLIANCE CAPITAL MGMT	VODAFONE GROUP PLC NEW	SPONSORED ADR	100 200 00	50 2711	5 037 185 77	35 8125	3 588 412 50
RF-SANFORD C BERNSTEIN 11	MILLENNIUM CHEMICALS INC	COM	31 300 00	21 8208	676 729 48	18 1250	567 312 50
RF-CAPITAL GUARDIAN	DIXONS GROUP (NEW)	ORD GBP0 025	70 285 00	4 6997	330 321 48	3 3461	235 181 38
RF-CAPITAL GUARDIAN	ARM HLDGS	ORD GBP0 0005	40 000 00	10 0068	400 272 73	7 5588	302 344 97
RF-CAPITAL GUARDIAN	REUTERS GROUP	ORD GBP0 25	68 300 00	9 8061	669 759 11	16 9247	1 155 960 11
RF-CAPITAL GUARDIAN	GKN	ORD GBP0 50	29 300 00	16 7309	490 218 12	10 5612	309 442 01
RF-CAPITAL GUARDIAN	BAE SYSTEMS	ORD GBP0 025	8 931 00	4 8628	43 429 35	5 7063	50 963 08
RF-CAPITAL GUARDIAN	ASTRAZENECA PLC	SPONSORED ADR	9 000 00	36 8487	331 838 46	51 5000	463 500 00
RF-CAPITAL GUARDIAN	LAND SECURITIES	ORD GBP1 00	30 000 00	10 9499	328 497 07	12 5853	377 557 76
RF-CAPITAL GUARDIAN	LAPORTE	ORD GBP0 50	34 100 00	8 1508	277 943 33	10 2773	350 457 25
RF-CAPITAL GUARDIAN	UNILEVER	ORD GBP0 014	51 000 00	6 7219	342 815 86	8 5595	436 532 95
RF-CAPITAL GUARDIAN	HALIFAX GROUP	ORD GBP0 20	85 100 00	9 4966	808 158 92	9 9114	843 456 56
RF-CAPITAL GUARDIAN	CADBURY SCHWEPES	ORD GBP0 125	16 900 00	7 4817	126 102 89	6 9163	116 885 31
RF-CAPITAL GUARDIAN	PEARSON	ORD GBP0 25	15 000 00	22 4063	336 094 32	23 7514	356 271 12
RF-CAPITAL GUARDIAN	PRUDENTIAL PLC	ORD GBP0 05	40 200 00	15 6680	629 852 58	16 0882	646 746 38
RF-CAPITAL GUARDIAN	VODAFONE GROUP	ORD USD0 10	1 647 574 00	1 7340	2 856 821 75	3 6673	6 042 110 45
RF-CAPITAL GUARDIAN	RANK GROUP	ORD GBP0 10	35 000 00	3 6304	127 063 49	2 8141	91 495 20
RF-CAPITAL GUARDIAN	ROYAL BK SCOT GRP	ORD GBP0 25	26 600 00	12 2750	326 514 92	23 8319	628 608 65
RF-CAPITAL GUARDIAN	SHELL TRANSP+TRDG	ORD GBP0 25(REGD)	150 000 00	5 7585	863 781 27	8 2010	1 230 143 67
RF-CAPITAL GUARDIAN	INVENSYS	ORD GBP 0 25	195 600 00	3 9790	776 290 91	2 3378	457 272 86
RF-CAPITAL GUARDIAN	SMITHS GROUP	ORD GBP0 25	42 182 00	18 0340	876 345 13	12 0699	509 132 43
RF-CAPITAL GUARDIAN	GRANADA MEDIA	ORD GBP0 025	61 000 00	5 6985	347 606 49	6 3486	387 267 45
RF-CAPITAL GUARDIAN	LLOYDS TSB GROUP	ORD GBP0 25	271 875 00	11 0001	2 988 448 53	10 5781	2 873 261 59
RF-CAPITAL GUARDIAN	TATE + LYLE	GBP 0 25	120 000 00	5 9755	717 063 71	3 7196	448 347 21
RF-CAPITAL GUARDIAN	BG GROUP	ORD GBP0 10	37 600 00	3 1031	116 878 16	3 9138	147 157 15
RF-CAPITAL GUARDIAN	LATTICE GROUP	ORD GBP0 10	37 600 00	1 3299	50 004 93	2 2558	84 811 95
RF-CAPITAL GUARDIAN	ASTRAZENECA	ORD USD0 25	70 600 00	39 0518	2 757 058 25	50 4157	3 559 350 14
RF-CAPITAL GUARDIAN	ASTRAZENECA	ORD USD0 25	12 000 00	40 4934	485 920 69	49 8117	597 740 41
RF-CAPITAL GUARDIAN	SMITHS INDS	CONTINGENT LETTER RE CASH	91 700 00	0 0000	0 0000	0 0000	-
RF-LAZARD ASSET MANAGEMENT	BRITISH TELECOM	ORD GBP0 25	227 300 00	14 5742	3 312 704 51	8 5445	1 942 172 04
RF-LAZARD ASSET MANAGEMENT	DIAGEO	ORD GBX28 935185	214 000 00	10 4906	2 244 980 87	11 2035	2 397 547 78
RF-LAZARD ASSET MANAGEMENT	NATIONAL GRID GRP	ORD GBX11 764705	173 100 00	8 4579	1 484 058 27	9 0898	1 573 438 91
RF-LAZARD ASSET MANAGEMENT	GKN	ORD GBP0 50	83 000 00	13 7821	1 143 915 84	10 5612	876 576 33
RF-LAZARD ASSET MANAGEMENT	BAE SYSTEMS	ORD GBP0 025	276 000 00	7 2059	1 988 837 12	5 7063	1 574 942 41
RF-LAZARD ASSET MANAGEMENT	GREAT UNIV STORES	ORD GBP0 25	262 500 00	9 3806	2 462 418 70	7 8499	2 060 802 69
RF-LAZARD ASSET MANAGEMENT	HSBC HLDGS	ORD USD0 50	163 700 00	11 1146	1 819 457 07	14 7139	2 408 669 11
RF-LAZARD ASSET MANAGEMENT	HALIFAX GROUP	ORD GBP0 20	146 900 00	11 2766	1 656 531 82	9 9114	1 455 978 48
RF-LAZARD ASSET MANAGEMENT	CADBURY SCHWEPES	ORD GBP0 125	285 000 00	6 8962	1 965 404 62	6 9163	1 971 142 79
RF-LAZARD ASSET MANAGEMENT	PRUDENTIAL PLC	ORD GBP0 05	83 300 00	15 9686	1 331 849 75	16 0882	1 340 148 54
RF-LAZARD ASSET MANAGEMENT	VODAFONE GROUP	ORD USD0 10	643 500 00	4 6867	3 015 870 95	3 6673	2 359 892 83
RF-LAZARD ASSET MANAGEMENT	REED INTERNATIONAL	ORD GBP0 125	134 800 00	7 3652	982 834 71	10 4566	1 406 548 96
RF-LAZARD ASSET MANAGEMENT	BP AMOCO	ORD USD0 25	408 400 00	7 8810	3 218 597 47	8 0665	3 294 365 09
RF-LAZARD ASSET MANAGEMENT	INVENSYS	ORD GBP 0 25	981 100 00	3 1989	3 138 452 92	2 3378	2 293 611 47
RF-LAZARD ASSET MANAGEMENT	TESCO	ORD GBP0 05	658 200 00	3 1666	2 084 280 64	4 0743	2 681 728 89
RF-LAZARD ASSET MANAGEMENT	GLAXOSMITHKLINE	ORD GBP0 25	116 394 00	28 7051	3 341 096 00	28 2328	3 286 129 18
RF-LAZARD ASSET MANAGEMENT	ASTRAZENECA	ORD USD0 25	26 476 00	38 3520	1 015 408 69	50 4157	1 334 806 72
RF-INSTITUTIONAL CAPITAL	VODAFONE GROUP PLC NEW	SPONSORED ADR	58 750 00	44 3680	2 606 622 33	35 8125	2 103 984 38
DRESDNER RCM GLOBAL INVESTORS	GLAXOSMITHKLINE PLC	SPONSORED ADR	12 000 00	58 5925	703 110 00	56 0000	672 000 00
DRESDNER RCM GLOBAL INVESTORS	VODAFONE GROUP PLC NEW	SPONSORED ADR	15 000 00	37 6212	564 318 60	35 8125	537 187 50
VENEZUELA							
RF-EMERGING MARKETS MGMT	COMPANIA ANON NAEL TELE DE VEZ	SPON ADR REPST 7 CL D SHRS	12 400 00	27 2470	337 862 86	18 9375	234 825 00
RF-EMERGING MARKETS MGMT	BBO SERVICIOS FINANCIEROS	VEB100	162 872 00	0 9382	152 810 12	0 4718	76 809 94
RF-EMERGING MARKETS MGMT	INTL BRIQUETTES HL	COM USD0 01	6 366 00	16 5280	105 217 25	1 8750	11 936 25
RF-EMERGING MARKETS MGMT	F V I FONDO DE VALORES	SPONSORED GDR REPSTG CL B SHS	34 967 00	5 8494	204 538 29	4 9300	172 387 31
RF-EMERGING MARKETS MGMT	INTL BRIQUETTES HOLDING		262 00	20 0294	5 247 70	1 3000	340 60
TOTAL FOREIGN COMMON STOCK			269 771,876 09		769 656 644 78		776 294 159 07
PREFERRED STOCK							
BRAZIL							

THE ROCKEFELLER FOUNDATION
990 HOLDINGS
AS OF DECEMBER 31 2000

Fund Name	Security Name	Security Description	Shares/Par Value	Base Unit Cost	Base Total Cost	Base Price Amount	Base Market Value
RF EMERGING MARKETS MGMT	ELETROPAULO METROP	PREF NPV	3 900 000 00	0 0651	254 053 41	0 0462	180 020 65
RF EMERGING MARKETS MGMT	CEB CIA ENERG BRAS	PREF A NPV	3 110 000 00	0 1233	383 383 01	0 0195	60 805 35
RF EMERGING MARKETS MGMT	CEMIG CIA ENERG MG	PREF BRLO 01	11 800 000 00	0 0163	192 378 08	0 0145	170 646 77
RF EMERGING MARKETS MGMT	CIM PORT ITAU (CIA)	PREF NPV	1 516 000 00	0 2173	329 457 86	0 1615	244 885 41
RF EMERGING MARKETS MGMT	CIA RIOGRAND TELEC	PRFE A NPV	515 647 00	0 7682	398 100 24	0 4026	207 581 71
RF EMERGING MARKETS MGMT	COTEMINAS CIA TEC	PREF SHS NPV	697 600 00	0 2823	183 003 78	0 0677	47 222 32
RF EMERGING MARKETS MGMT	CEB CIA ENERG BRAS	PRF B NPV	1 723 300 00	0 0000		0 0174	30 047 39
RF EMERGING MARKETS MGMT	DURATEX SA	PRF BRC1(BR)	4 396 000 00	0 0276	121 474 45	0 0282	123 990 19
RF EMERGING MARKETS MGMT	BRAXIL TELECOM PAR	PRF NPV	18 025 000 00	0 0126	226 812 30	0 0115	207 057 15
RF EMERGING MARKETS MGMT	TELE NORTE LESTE P	PRF NPV	24 694 927 00	0 0099	244 832 69	0 0215	531 892 64
RF EMERGING MARKETS MGMT	TELENORDESTE CELUL	PRF NPV	19 500 001 00	0 0006	12 596 06	0 0021	40 100 14
RF EMERGING MARKETS MGMT	EMBRACO EMP BRS CO	PREF SHS NPV	597 000 00	0 3248	193 890 77	0 4821	287 785 65
RF EMERGING MARKETS MGMT	CELULAR CRT PARTIC	PRF SHS NPV	587 571 00	0 3060	179 803 90	0 3231	189 831 31
RF EMERGING MARKETS MGMT	ITAUSA INV ITAU SA	PREF NPV	718 299 00	0 5649	404 654 85	0 9897	708 954 89
RF EMERGING MARKETS MGMT	KLABIN FABRICADORA	PREF NPV	315 000 00	0 4265	134 357 74	0 7487	235 847 00
RF EMERGING MARKETS MGMT	METALURGICA GERDAU	PRF SHS NPV	15 017 142 00	0 0085	128 354 66	0 0177	265 668 85
RF EMERGING MARKETS MGMT	MARCOPOLO SA	PREF NPV	153 200 00	1 4515	222 378 51	1 1795	180 698 08
RF EMERGING MARKETS MGMT	VOTORANTIM PAPEL E	PREF NPV	4 600 000 00	0 0184	84 863 53	0 0282	129 744 08
RF EMERGING MARKETS MGMT	PETROBRAS DISTRIB	PREF SHS NPV	1 600 000 00	0 0165	26 324 45	0 0144	22 974 44
RF EMERGING MARKETS MGMT	PETROL BRASILEIROS	PREF NPV	33 500 00	13 1521	440 594 89	23 4770	788 479 75
RF EMERGING MARKETS MGMT	BRASIL TELECOM SA	PREF SHS NPV	4 680 000 00	0 0091	42 399 66	0 0085	39 816 14
RF ACADIAN ASSET MANAGEMENT	BCO BRADESCO SA	PREF SHS NPV	1 083 00	0 0048	4 86	0 0072	7 63
RF ACADIAN ASSET MANAGEMENT	GERDAU SA SIDERURG	PREF NPV	280 00	0 0000		0 0091	2 58
RF ACADIAN ASSET MANAGEMENT	ELEKTRO ELET E SER	PREF NPV	498 00	0 0049	2 43	0 0031	1 62
RF ACADIAN ASSET MANAGEMENT	BRADESPAR SA	PRF NPV	888 00	0 0008	0 67	0 0006	0 54
RF ACADIAN ASSET MANAGEMENT	METALURGICA GERDAU	PRF SHS NPV	9 200 000 00	0 0152	140 164 02	0 0177	162 789 82
CAYMAN ISLANDS							
RF BLACKROCK	CENTAUR FUNDING	PREF SHS SER B 144A	645 00	1 000 0000	645 000 00	1 037 5000	669 187 50
GERMANY							
RF ACADIAN ASSET MANAGEMENT	PROSIEBENSATI MEDI	NPV PFD	19 050 00	31 2530	595 389 19	29 7615	506 955 77
RF ACADIAN ASSET MANAGEMENT	DYCKERHOFF AG	NON VTG PRF NPV	19 800 00	19 1361	378 895 58	17 7912	352 264 88
JAPAN							
RF CAPITAL GUARDIAN	SANWA INTERNL FINA	UTS RP1000 PREF SH REG S	84 000 000 00	0 0086	718 342 02	0 0086	719 001 58
PHILIPPINES							
RF LOOMIS SAYLES	PHILIPPINE LONG DISTANCE	SPON GDS REP PFD SER III	25 500 00	36 7395	936 858 50	35 2500	898 875 00
PORTUGAL							
RF EMERGING MARKETS MGMT	BANCO FINANTIA SA	PFD SHS	2 500 00	17 2562	43 140 62	11 9266	20 816 61
PREFERRED STOCK TOTAL			211,448,495 00		7,659,290 73		8,080,763 30
COMMON STOCK TOTAL			302,743,127 34		1 890,171,823 62		1,939,889,963 61
PREFERRED STOCK TOTAL			211,941,432 14		18,053,819 66		14,914,439 92
REAL ESTATE TOTAL			1,758,200 00		48,025,948 02		62,887,839 89
STOCK TOTAL			618,443,769 48		1,986,251,691 30		2,067,602,343 42
FIXED INCOME SECURITIES							
DOMESTIC CORPORATE BONDS							
RF WESTERN ASSET MANAGEMENT	AGNCY FOR INTL DEV HSG JAMAICA	7% 05 Oct 2012	2 959 999 89	99 9984	2 959 952 16	99 6800	2 950 527 89
RF WESTERN ASSET MANAGEMENT	ARCADIA AUTOMOBILE RECEIVABLES	6 25% 15 Sep 2002	191 544 08	99 9375	191 424 34	99 9844	191 514 18
RF WESTERN ASSET MANAGEMENT	ARGENTINA REP	0% 15 Oct 2001	440 000 00	93 1993	410 078 73	94 2500	414 700 00
RF WESTERN ASSET MANAGEMENT	ARGENTIAN REP	0 01% 15 Oct 2003	540 000 00	70 8148	382 400 00	75 2500	406 350 00
RF WESTERN ASSET MANAGEMENT	ASSET SECURITIZATION CORP	6 92% 14 Feb 2029	810 445 82	97 0313	786 385 71	102 0900	827 384 14
RF WESTERN ASSET MANAGEMENT	ASSOCIATES MANUFACTURES HSG	6 85% 15 Jul 2030	1 961 334 21	100 1614	1 964 499 34	100 0938	1 963 172 86
RF WESTERN ASSET MANAGEMENT	BCF L L C	7 22% 25 Nov 2028	821 990 54	94 8875	873 009 80	100 2400	924 203 32
RF WESTERN ASSET MANAGEMENT	BAYVIEW FINL MTG LN TR	7% 25 Mar 2030	1 635 354 02	99 9570	1 634 651 32	100 4290	1 642 369 69
RF WESTERN ASSET MANAGEMENT	BAYVIEW FINL REVLNG ASSET TR	7 008% 25 Nov 2030	1 000 000 00	100 0000	1 000 000 00	100 4844	1 004 843 75
RF WESTERN ASSET MANAGEMENT	CITIBANK CR CARD ISSUANCE TR	1% 15 Oct 2005	600 000 00	99 8941	599 384 43	99 0625	594 375 00
RF WESTERN ASSET MANAGEMENT	COMMERCIAL MTG ASSET TR	7 546% 17 Dec 2009	120 000 00	101 2149	121 457 82	106 6349	127 961 80
RF WESTERN ASSET MANAGEMENT	CONSECO FIN RECREATIONAL	7 85% 15 Jan 2010	900 000 00	99 9841	899 856 86	106 0800	954 720 00
RF WESTERN ASSET MANAGEMENT	CONSOLIDATED RAIL CORP	7 875% 15 May 2043	140 000 00	105 9971	148 395 87	95 4520	133 632 80
RF WESTERN ASSET MANAGEMENT	DAIMLERCHRYSLER NORTH AMER	6 82% 21 Aug 2003	1 000 000 00	100 0000	1 000 000 00	100 0000	1 000 000 00

THE ROCKEFELLER FOUNDATION
990 HOLDINGS
AS OF DECEMBER 31 2000

Fund Name	Security Name	Security Description	Shares/Par Value	Base Unit Cost	Base Total Cost	Base Price Amount	Base Market Value
RF- WESTERN ASSET MANAGEMENT	DEALER AUTO RECIEVABLES TR	7 01% 15 Apr 2003	410 000 00	99 9921	409 967 72	100 9063	413 715 63
RF- WESTERN ASSET MANAGEMENT	DEERE JOHN CAP CORP MTN BK ENT	6 74% 22 Feb 2002	1 000 000 00	99 9672	999 672 20	99 8050	998 050 00
RF- WESTERN ASSET MANAGEMENT	DISCOVER CARD MT 1	6 97% 16 Oct 2004	1 000 000 00	100 4063	1 004 062 50	100 1870	1 001 870 00
RF- WESTERN ASSET MANAGEMENT	DOW CHEM CO	7 375% 01 Nov 2029	170 000 00	98 8852	168 104 87	100 1130	170 192 10
RF- WESTERN ASSET MANAGEMENT	ENRON CORP	7 11% 10 Sep 2001	1 000 000 00	100 0000	1 000 000 00	100 1000	1 001 000 00
RF- WESTERN ASSET MANAGEMENT	FORD MTR CO DEL	7 7% 15 May 2097	1 300 000 00	112 7954	1 466 339 95	93 8670	1 220 271 00
RF- WESTERN ASSET MANAGEMENT	GMAC COML MTG SEC INC	6 945% 15 Sep 2033	400 000 00	97 5898	390 359 38	103 0804	412 321 52
RF- WESTERN ASSET MANAGEMENT	GENERAL MTRS ACCEP CORP	0% 15 Jun 2015	2 700 000 00	43 3294	1 169 893 91	32 5500	878 850 00
RF- WESTERN ASSET MANAGEMENT	IBJ PREFERRED CAP CO LLC	6 79% 29 Dec 2049	2 180 000 00	95 7494	2 087 337 50	91 0000	1 983 800 00
RF- WESTERN ASSET MANAGEMENT	LOCKHEED MARTIN CORP	8 5% 01 Dec 2029	220 000 00	99 6137	219 150 14	113 1730	248 980 60
RF- WESTERN ASSET MANAGEMENT	MORGAN J P + CO INC	3 356% 15 Feb 2012	1 000 000 00	98 0479	980 478 94	88 5400	885 400 00
RF- WESTERN ASSET MANAGEMENT	MORGAN J P + CO	6% 15 Jan 2009	920 000 00	99 3009	913 588 01	93 7170	862 196 40
RF- WESTERN ASSET MANAGEMENT	MORGAN JP COML MTG FIN CORP	6 9% 15 Apr 2010	330 781 90	100 0000	330 781 90	99 9271	330 540 73
RF- WESTERN ASSET MANAGEMENT	MOTOROLA INC	7 625% 15 Nov 2010	190 000 00	99 7060	189 441 31	102 9620	195 627 80
RF- WESTERN ASSET MANAGEMENT	NEW CENTY HOME EQUITY LN TR	6 8975% 25 Jul 2030	1 198 438 90	99 9375	1 197 689 88	99 6700	1 194 484 05
RF- WESTERN ASSET MANAGEMENT	NEWS AMER HLDGS INC	6 25% 17 Oct 2098	200 000 00	98 1562	196 312 41	90 4980	180 998 00
RF- WESTERN ASSET MANAGEMENT	NEWS AMER INC	7 625% 30 Nov 2028	300 000 00	102 1723	308 516 90	85 7150	257 145 00
RF- WESTERN ASSET MANAGEMENT	NOMURA ASSET SECS CORP	7 12% 13 Apr 2036	730 000 00	99 9062	729 315 62	103 4900	755 477 00
RF- WESTERN ASSET MANAGEMENT	NORTHWESTERN CORP	7 4088% 23 Sep 2002	1 010 000 00	99 9903	1 009 902 23	99 7683	1 007 659 83
RF- WESTERN ASSET MANAGEMENT	ONYX ACCEP OWNER TR	6 18% 15 Apr 2002	331 834 16	99 9978	331 826 26	99 9370	331 625 10
RF- WESTERN ASSET MANAGEMENT	PACIFIC GAS + ELEC CO	7 375% 01 Nov 2005	70 000 00	99 8397	69 887 79	83 4370	58 405 90
RF- WESTERN ASSET MANAGEMENT	PEPSI BOTTLING GROUP INC	7% 01 Mar 2029	680 000 00	99 3364	675 487 61	98 6320	670 697 60
RF- WESTERN ASSET MANAGEMENT	RESIDENTIAL FDG MTG SECS II IN	7 96% 25 Dec 2014	1 400 000 00	99 9791	1 399 707 26	104 1000	1 457 400 00
RF- WESTERN ASSET MANAGEMENT	RESOLUTION FDG CORP PRINC STRP	0% 15 Oct 2019	900 000 00	30 6869	276 181 98	32 7270	294 543 00
RF- WESTERN ASSET MANAGEMENT	SB TREASURY CO	9 4% 29 Dec 2049	2 800 000 00	101 2572	2 835 201 33	100 8560	2 823 968 00
RF- WESTERN ASSET MANAGEMENT	SLM STUDENT LN TR	6 941% 25 Apr 2007	116 597 22	99 2305	115 699 98	99 8900	116 468 96
RF- WESTERN ASSET MANAGEMENT	SCOTIA PAC CO LLC	7 71% 20 Jan 2014	200 000 00	71 2987	142 597 30	73 3970	146 794 00
RF- WESTERN ASSET MANAGEMENT	SECURITY NATK MTG LN TR	6 8% 25 Apr 2024	402 000 00	99 9844	401 937 20	101 6794	408 751 19
RF- WESTERN ASSET MANAGEMENT	SPRINT CAP CORP	6 9% 01 May 2019	400 000 00	94 4843	377 937 12	83 9420	335 768 00
RF- WESTERN ASSET MANAGEMENT	SPRINT CAP CORP	7 01% 10 Jun 2002	500 000 00	100 0000	500 000 00	100 1000	500 500 00
RF- WESTERN ASSET MANAGEMENT	STRUCTURED ASSET SECS CORP	6 79% 12 Jun 2004	1 107 056 96	103 5625	1 146 495 85	101 6100	1 124 880 58
RF- WESTERN ASSET MANAGEMENT	TCI COMMUNICATIONS FING III	9 65% 31 Mar 2027	650 000 00	121 8248	791 680 12	107 9990	701 993 50
RF- WESTERN ASSET MANAGEMENT	TRW INC	7 09% 26 Mar 2002	500 000 00	99 9767	499 883 44	99 9521	499 760 50
RF- WESTERN ASSET MANAGEMENT	TENNESSEE VALLEY AUTH	6 75% 01 Nov 2025	20 000 00	90 0191	18 003 82	105 0930	21 018 60
RF- WESTERN ASSET MANAGEMENT	TEXTRON FINL CORP	6 9638% 18 Mar 2002	200 000 00	100 0000	200 000 00	99 9000	199 800 00
RF- WESTERN ASSET MANAGEMENT	TOLL RD INVS PARTNERSHIP II LP	0% 15 Feb 2027	1 500 000 00	15 9751	239 626 05	19 0360	285 540 00
RF- WESTERN ASSET MANAGEMENT	TOLL RD INVS PARTNERSHIP II L	0% 15 Feb 2028	1 620 000 00	14 8918	241 246 89	18 8300	305 046 00
RF- WESTERN ASSET MANAGEMENT	TOLL RD INVS PARTNERSHIP II L	0% 15 Feb 2029	1 380 000 00	13 8816	191 565 58	17 7060	244 342 80
RF- WESTERN ASSET MANAGEMENT	TOLL RD INVS PARTNERSHIP II L	0% 15 Feb 2030	1 380 000 00	12 9399	178 570 45	18 6490	229 756 20
RF- WESTERN ASSET MANAGEMENT	USA WASTE SVCS INC	7% 15 Jul 2028	925 000 00	75 2676	698 225 18	84 9470	785 759 75
RF- WESTERN ASSET MANAGEMENT	UNILEVER CAPITAL	7 125% 01 Nov 2010	280 000 00	99 1167	257 703 36	104 7520	272 355 20
RF- WESTERN ASSET MANAGEMENT	U S DEPT VETERAN AFFAIRS REMIC	7 2069% 15 Feb 2025	657 497 07	90 6876	598 268 24	103 6870	681 738 99
RF- WESTERN ASSET MANAGEMENT	WAL MART STORES INC	7 55% 15 Feb 2030	100 000 00	99 8476	99 847 57	110 7310	110 731 00
RF- WESTERN ASSET MANAGEMENT	WELLS FARGO BK NA	7 2219% 02 May 2005	400 000 00	100 0000	400 000 00	100 0720	400 288 00
RF- WESTERN ASSET MANAGEMENT	WORLD OMNI AUTOMOBILE LEASE	6 87% 15 Feb 2002	1 204 207 82	100 0000	1 204 207 82	100 0310	1 204 581 12
RF- WESTERN ASSET MANAGEMENT	WORLDCOM INC GA	6 95% 15 Aug 2028	550 000 00	99 0904	544 997 46	83 9310	461 620 50
RF- WESTERN ASSET MANAGEMENT	XEROX CORP	5 5% 15 Nov 2003	100 000 00	75 9567	75 956 71	56 0000	56 000 00
RF- EMERGING MARKETS MGMT	SIAM SYNTECH CV	4 5% 25 Feb 2002	115 000 00	100 0000	115 000 00	3 0000	3 450 00
RF- WHIPPOORWILL ASSOCIATES	ARCH COMMUNICATIONS GROUP INC	1% 15 Mar 2008	3 021 000 00	61 1365	1 846 993 50	36 0000	1 087 560 00
RF- WHIPPOORWILL ASSOCIATES	BOK HLDGS INC DEL	6 5% 13 Feb 2002	425 909 22	100 0000	425 909 22	98 6480	420 150 93
RF- WHIPPOORWILL ASSOCIATES	CALDOR CORP	1% 01 Jan 2025	21 041 58	67 3384	14 189 07	0 0100	2 10
RF- WHIPPOORWILL ASSOCIATES	CALDOR CORP	1% 01 Jan 2025	9 730 33	67 8998	6 587 41	0 0100	0 97
RF- WHIPPOORWILL ASSOCIATES	CALDOR CORP	1% 01 Jan 2025	21 178 81	67 3384	14 280 13	0 0100	2 12
RF- WHIPPOORWILL ASSOCIATES	CALDOR CORP	1% 01 Jan 2025	73 000 00	67 8203	49 508 83	0 0100	7 30
RF- WHIPPOORWILL ASSOCIATES	CALDOR CORP	1% 01 Jan 2025	18 679 98	67 3385	12 578 81	0 0100	1 87
RF- WHIPPOORWILL ASSOCIATES	CALDOR CORP	1% 01 Jan 2025	55 278 98	67 8999	37 422 43	0 0100	5 53
RF- WHIPPOORWILL ASSOCIATES	CALDOR CORP	1% 01 Jan 2025	8 000 00	67 3384	5 387 07	0 0100	0 60
RF- WHIPPOORWILL ASSOCIATES	CALDOR CORP	1% 01 Jan 2025	6 577 33	67 3383	4 429 06	0 0100	0 66
RF- WHIPPOORWILL ASSOCIATES	CALDOR CORP	1% 01 Jan 2025	27 089 48	67 8203	18 358 60	0 0100	2 71
RF- WHIPPOORWILL ASSOCIATES	CALDOR CORP	1% 01 Jan 2025	132 576 66	67 6999	89 754 25	0 0100	13 26
RF- WHIPPOORWILL ASSOCIATES	CALDOR CORP	1% 01 Jan 2025	28 000 00	67 8203	19 687 88	0 0100	2 90
RF- WHIPPOORWILL ASSOCIATES	CALDOR CORP	1% 01 Jan 2025	64 344 82	67 6999	43 581 38	0 0100	6 43
RF- WHIPPOORWILL ASSOCIATES	CALDOR CORP	1% 01 Jan 2025	34 835 68	67 8203	23 625 66	0 0100	3 48
RF- WHIPPOORWILL ASSOCIATES	CALDOR TRADE CLAIM	0 01% 01 Jan 2025	17 366 82	66 0000	11 462 10	0 0100	1 74
RF- WHIPPOORWILL ASSOCIATES	CALDOR TRADE CLAIM	0 01% 01 Jan 2025	15 000 00	65 5000	9 825 00	0 0100	1 50
RF- WHIPPOORWILL ASSOCIATES	CALDOR TRADE CLAIM	0 01% 01 Jan 2025	52 223 84	65 5000	34 206 62	0 0100	5 22

THE ROCKEFELLER FOUNDATION
990 HOLDINGS
AS OF DECEMBER 31 2000

Fund Name	Security Name	Security Description	Shares/Par Value	Base Unit Cost	Base Total Cost	Base Price Amount	Base Market Value
RF WHIPPOORWILL ASSOCIATES	CALDOR TRADE CLAIM	0 01% 01 Jan 2025	18 000 00	66 0000	11 880 00	0 0100	1 80
RF WHIPPOORWILL ASSOCIATES	CALDOR TRADE CLAIM	0 01% 01 Jan 2025	44 000 00	66 0000	29 040 00	0 0100	4 40
RF WHIPPOORWILL ASSOCIATES	CALDOR TRADE CLAIM	0 01% 01 Jan 2025	1 837 01	65 8750	1 210 13	0 0100	0 18
RF WHIPPOORWILL ASSOCIATES	CALDOR TRADE CLAIM	0 01% 01 Jan 2025	62 562 57	66 2500	41 447 70	0 0100	6 26
RF WHIPPOORWILL ASSOCIATES	CALDOR TRADE CLAIM	0 01% 01 Jan 2025	70 309 18	65 7500	46 228 28	0 0100	7 03
RF WHIPPOORWILL ASSOCIATES	CALDOR TRADE CLAIM	0 01% 01 Jan 2025	9 939 04	65 0000	6 460 38	0 0100	0 99
RF WHIPPOORWILL ASSOCIATES	CALDOR TRADE CLAIM	0 01% 01 Jan 2025	30 000 00	66 0000	19 800 00	0 0100	3 00
RF WHIPPOORWILL ASSOCIATES	CALDOR TRADE CLAIM	0 01% 01 Jan 2025	3 979 07	66 0001	2 626 19	0 0100	0 40
RF WHIPPOORWILL ASSOCIATES	CALDOR TRADE CLAIM	0 01% 01 Jan 2025	11 044 06	65 0000	7 178 64	0 0100	1 10
RF WHIPPOORWILL ASSOCIATES	CALDOR TRADE CLAIM	0 01% 01 Jan 2025	8 098 45	65 4999	5 304 48	0 0100	0 81
RF WHIPPOORWILL ASSOCIATES	CALDOR TRADE CLAIM	0 01% 01 Jan 2025	9 543 72	66 0001	6 298 86	0 0100	0 95
RF WHIPPOORWILL ASSOCIATES	CALDOR TRADE CLAIM	0 01% 01 Jan 2025	51 875 07	65 6531	33 928 29	0 0100	5 17
RF WHIPPOORWILL ASSOCIATES	CALDOR TRADE CLAIM	0 01% 01 Jan 2025	14 594 12	64 7500	9 449 69	0 0100	1 48
RF WHIPPOORWILL ASSOCIATES	CALDOR TRADE CLAIM	0 01% 01 Jan 2025	32 893 15	65 2500	21 462 78	0 0100	3 29
RF WHIPPOORWILL ASSOCIATES	CALDOR TRADE CLAIM	0 01% 01 Jan 2025	18 000 00	66 0000	11 880 00	0 0100	1 80
RF WHIPPOORWILL ASSOCIATES	CALDOR TRADE CLAIM	0 01% 01 Jan 2025	65 177 39	66 2500	43 180 02	0 0100	6 52
RF WHIPPOORWILL ASSOCIATES	CALDOR TRADE CLAIM	0 01% 01 Jan 2025	14 000 00	66 0000	9 240 00	0 0100	1 40
RF WHIPPOORWILL ASSOCIATES	CALDOR TRADE CLAIM	0 01% 01 Jan 2025	132 508 83	66 3000	87 853 36	0 0100	13 25
RF WHIPPOORWILL ASSOCIATES	CALDOR TRADE CLAIM	0 01% 01 Jan 2025	107 184 93	66 2500	71 010 02	0 0100	10 72
RF WHIPPOORWILL ASSOCIATES	CALDOR TRADE CLAIM	0 01% 01 Jan 2025	11 811 38	66 0000	7 795 50	0 0100	1 18
RF WHIPPOORWILL ASSOCIATES	CALDOR TRADE CLAIM	0 01% 01 Jan 2025	15 000 00	62 5000	9 375 00	0 0100	1 50
RF WHIPPOORWILL ASSOCIATES	CALDOR TRADE CLAIM	0 01% 01 Jan 2025	17 000 00	62 5000	10 625 00	0 0100	1 70
RF WHIPPOORWILL ASSOCIATES	CALDOR TRADE CLAIM	0 01% 01 Jan 2025	17 000 00	62 5000	10 625 00	0 0100	1 70
RF WHIPPOORWILL ASSOCIATES	CALDOR TRADE CLAIM	0 01% 01 Jan 2025	14 000 00	62 5000	8 750 00	0 0100	1 40
RF WHIPPOORWILL ASSOCIATES	CREDIT TRUST SEC TERM LOAN	15% 30 Sep 2020	3 124 888 49	100 0000	3 124 888 49	100 0000	3 124 888 49
RF WHIPPOORWILL ASSOCIATES	CROWN PACKAGING HLDGS	0% 01 Nov 2003	9 254 000 00	95 9839	5 550 909 40	30 0000	2 775 200 00
RF WHIPPOORWILL ASSOCIATES	CROWN PACKAGING LTD	10 75% 01 Nov 2000	2 882 000 00	100 0000	2 882 000 00	95 0000	2 737 900 00
RF WHIPPOORWILL ASSOCIATES	DOW CORNING TRADE CLAIM	0 01% 01 Jan 2025	19 771 43	99 9874	19 784 98	128 0000	25 307 43
RF WHIPPOORWILL ASSOCIATES	FINOVA CAP CORP	7 825% 21 Sep 2009	1 210 000 00	57 7950	699 319 33	57 0000	689 700 00
RF WHIPPOORWILL ASSOCIATES	INTEGRATED HEALTH SVCS INC	8 1875% 15 Sep 2003	420 000 00	27 4417	115 255 00	36 0000	151 200 00
RF WHIPPOORWILL ASSOCIATES	INTEGRATED HEALTH SERVICE	1% 15 Sep 2005	140 000 00	27 2750	38 185 00	36 0000	50 400 00
RF WHIPPOORWILL ASSOCIATES	FRUIT OF THE LOOM INC	0% 31 Dec 2025	17 904 50	100 0000	17 904 50	100 0000	17 904 50
RF WHIPPOORWILL ASSOCIATES	FRUIT OF THE LOOM INC	0% 31 Dec 2025	1 774 703 22	53 5218	949 853 22	53 0000	940 592 71
RF WHIPPOORWILL ASSOCIATES	FRUIT OF THE LOOM INC	0% 31 Dec 2025	17 904 50	100 0000	17 904 50	100 0000	17 904 50
RF WHIPPOORWILL ASSOCIATES	FRUIT OF THE LOOM INC	0% 31 Dec 2025	181 818 18	53 5218	97 312 37	53 0000	96 363 84
RF WHIPPOORWILL ASSOCIATES	FRUIT OF THE LOOM	1% 31 Oct 2050	659 900 72	52 0270	343 326 82	53 0000	349 747 38
RF WHIPPOORWILL ASSOCIATES	GST NETWORK FDG INC	1% 01 May 2008	5 580 000 00	49 0140	2 739 880 15	46 7500	2 813 325 00
RF WHIPPOORWILL ASSOCIATES	GST EQUIP FDG INC	13 25% 01 May 2007	400 000 00	56 9581	235 832 31	56 0000	224 000 00
RF WHIPPOORWILL ASSOCIATES	GARDENWAY REVOLVING CREDIT	1% 01 Jan 2009	101 318 09	100 0000	101 318 09	99 5530	100 885 20
RF WHIPPOORWILL ASSOCIATES	GARDENWAY STAND BY L C	0 99% 01 Jan 1999	82 472 92	100 0000	82 472 92	100 0000	82 472 92
RF WHIPPOORWILL ASSOCIATES	GARDENWAY REVOLVING CREDIT	8 25% 31 Aug 1998	2 734 168 74	98 4086	2 690 657 60	100 0000	2 734 168 74
RF WHIPPOORWILL ASSOCIATES	GARDENWAY TERM LOAN	8 25% 21 Oct 2007	1 134 558 12	97 2318	1 103 150 84	100 6280	1 141 683 14
RF WHIPPOORWILL ASSOCIATES	GENESIS BANK DEBT	1% 31 Aug 2049	5 341 61	100 0000	5 341 61	100 0000	5 341 61
RF WHIPPOORWILL ASSOCIATES	GENESIS BANK DEBT	1% 31 Aug 2049	1 280 222 11	61 1578	782 953 03	66 0000	844 946 59
RF WHIPPOORWILL ASSOCIATES	ICG SVCS INC	10% 15 Feb 2008	710 000 00	12 0000	85 200 00	6 2500	44 375 00
RF WHIPPOORWILL ASSOCIATES	ICG SVCS INC	1% 01 May 2008	1 020 000 00	12 6013	128 533 22	6 2500	63 750 00
RF WHIPPOORWILL ASSOCIATES	MUTUAL BENEFIT O/S	0 01% 01 Feb 2006	1 500 000 00	0 0033	49 95	0 0010	15 00
RF WHIPPOORWILL ASSOCIATES	JAZZ CASINO CO L L C	1% 15 Nov 2009	2 847 996 93	58 3208	1 660 968 51	30 0000	854 399 08
RF WHIPPOORWILL ASSOCIATES	JAZZ CASINO CO L L C	1% 15 Nov 2009	23 052 00	10 0000	2 305 20	0 0000	
RF WHIPPOORWILL ASSOCIATES	KASPER A S L LTD	12 75% 31 Mar 2004	2 278 733 00	95 8402	2 177 472 81	48 0000	1 047 297 18
RF WHIPPOORWILL ASSOCIATES	MAXWELL SR BK DEBT RABO BANK	0 64% 31 Dec 2025	4 534 225 00	0 0000	-	3 5000	158 897 88
RF WHIPPOORWILL ASSOCIATES	MAXWELL SR BK DEBT SWISS BANK	0% 31 Dec 2025	1 620 000 00	0 0000	-	3 5000	56 700 00
RF WHIPPOORWILL ASSOCIATES	MAXWELL SR BANK DEBT/FRANKLIN	0 62% 31 Dec 2025	900 000 00	0 0000	-	3 5000	31 500 00
RF WHIPPOORWILL ASSOCIATES	MCDERMOTT INC	9 375% 15 Mar 2002	180 000 00	88 0138	154 824 84	88 0000	158 400 00
RF WHIPPOORWILL ASSOCIATES	PREMIERE TECHNOLOGIES INC	5 75% 01 Jul 2004	3 120 000 00	71 9587	2 245 112 50	32 0000	998 400 00
RF WHIPPOORWILL ASSOCIATES	SERVICE CORP INTL	7 2% 01 Jun 2006	790 000 00	53 9508	426 211 59	55 5000	438 450 00
RF WHIPPOORWILL ASSOCIATES	SERVICE CORP INTL	7 7% 15 Apr 2009	920 000 00	53 6087	493 200 00	54 5000	501 400 00
RF WHIPPOORWILL ASSOCIATES	TAKHEIM SPECIAL	16% 20 Oct 2005	1 293 289 36	57 8392	745 441 29	60 0000	775 973 62
RF WHIPPOORWILL ASSOCIATES	TERRA INDS	10 5% 15 Jun 2005	690 000 00	66 0000	455 400 00	60 0000	414 000 00
RF WHIPPOORWILL ASSOCIATES	TOKHEIM CORP	1% 05 Dec 2005	1 774 089 80	81 6555	1 448 641 81	85 0000	1 507 878 33
RF WHIPPOORWILL ASSOCIATES	VIATEL INC	1% 15 Apr 2008	200 000 00	28 6154	57 230 74	20 0000	40 000 00
RF WHIPPOORWILL ASSOCIATES	VIATEL INC	11 5% 15 Mar 2009	1 110 000 00	44 8721	498 079 83	31 5000	349 650 00
RF PIMCO	A T + T CAP CORP MTN BK ENTRY	7 01% 23 Apr 2002	3 000 000 00	100 0000	3 000 000 00	100 0020	3 000 060 00
RF - PIMCO	AAMES MTG TR	7 18% 15 Jun 2029	1 827 955 58	98 6719	1 803 678 06	102 0090	1 864 679 21
RF PIMCO	AMERICAN AIRLS 1991 B PASS	9 71% 30 Jan 2007	1 284 723 73	108 1457	1 383 679 39	107 1270	1 376 285 99
RF PIMCO	ASSOCIATES CORP NORTH AMER	6 81% 17 May 2002	1 800 000 00	100 0000	1 800 000 00	99 7820	1 795 716 00

THE ROCKEFELLER FOUNDATION
890 HOLDINGS
AS OF DECEMBER 31 2000

Fund Name	Security Name	Security Description	Shares/Par Value	Base Unit Cost	Base Total Cost	Base Price Amount	Base Market Value
RF - PIMCO	BAYVIEW FINL REVOLVING MTG LN	7.59% 25 Aug 2029	2 100 000 00	98 3438	2 065 218 75	99 0000	2 079 000 00
RF - PIMCO	BEAR STEARNS COS INC	9.375% 01 Jun 2001	1 000 000 00	101 3270	1 013 270 03	101 0600	1 010 600 00
RF - PIMCO	BEAR STEARNS MTG SECS INC	6.35% 25 Feb 2028	1 256 332 23	100 1719	1 258 491 54	99 5310	1 250 440 03
RF - PIMCO	BEAR STEARNS COS INC MEDIUM	7.01% 18 Dec 2002	4 000 000 00	99 9472	3 997 887 68	99 8390	3 993 580 00
RF - PIMCO	CWMBIS INC PASS THRU CTF5	6.5% 25 Oct 2014	2 924 068 46	97 9219	2 863 302 68	99 0900	2 897 459 44
RF - PIMCO	CAPITAL ONE BK	7.4225% 28 Jul 2003	3 400 000 00	100 0000	3 400 000 00	99 8000	3 393 200 00
RF - PIMCO	CENTRAL PWR + LT CO	6.7012% 23 Nov 2001	3 500 000 00	100 0000	3 500 000 00	100 1080	3 503 780 00
RF - PIMCO	CONTIMORTGAGE HOME EQUITY LN	6.78% 15 Jun 2028	820 831 90	100 0000	820 831 90	99 7500	818 779 82
RF - PIMCO	CONTIMORTGAGE HM EQUITY LN TR	6.93% 25 Nov 2022	2 100 000 00	99 9745	2 099 464 71	100 4063	2 108 532 30
RF - PIMCO	CREDIT SUISSE FIRST BOSTON MTG	6.7775% 26 Jul 2003	2 209 366 06	99 9727	2 208 761 95	99 9700	2 208 703 25
RF - PIMCO	CROSS CTRY MASTER CR CARD TRII	7.12% 15 Sep 2005	3 500 000 00	100 0000	3 500 000 00	100 8700	3 530 450 00
RF - PIMCO	DELTA AIR LINES INC DEL	10.43% 02 Jan 2011	832 000 00	111 8328	930 449 00	109 7210	912 878 72
RF - PIMCO	DELTA AIR LINES INC DEL	10.43% 02 Jan 2011	342 000 00	111 8328	382 468 22	109 7210	375 245 82
RF - PIMCO	DELTA AIR LINES INC DE	10.43% 02 Jan 2011	396 000 00	111 8328	442 857 94	110 3250	436 887 00
RF - PIMCO	DONALDSON LUFKIN JENRETTE	7.25% 18 Jul 2003	2 000 000 00	100 0000	2 000 000 00	100 2300	2 004 600 00
RF - PIMCO	FINOVA CAP CORP	7.34% 08 Nov 2002	500 000 00	100 0000	500 000 00	84 0800	320 400 00
RF - PIMCO	FORD MTR CR	7.1738% 18 Jul 2005	2 000 000 00	100 0000	2 000 000 00	99 6500	1 993 000 00
RF - PIMCO	GENERAL MTRS ACCEP CORP MTN	6.27% 12 Nov 2002	2 600 000 00	99 9648	2 599 080 40	99 5940	2 589 444 00
RF - PIMCO	GOVERNMENT NATL MTG ASSN	7.0187% 20 Sep 2030	3 960 713 60	99 9219	3 957 619 29	99 4680	3 939 642 60
RF - PIMCO	GOVERNMENT NATL MTG ASSN	8% 20 Mar 2030	4 188 000 00	99 8438	4 179 459 38	105 5000	4 416 230 00
RF - PIMCO	HSBC CAP FDG DLR 1 LP	1% 31 Dec 2049	1 500 000 00	100 0000	1 500 000 00	109 7050	1 645 575 00
RF - PIMCO	HELLER FINL INC MTN BK ENT	7.07% 22 Oct 2001	1 200 000 00	100 0000	1 200 000 00	100 0680	1 200 816 00
RF - PIMCO	HOUSEHOLD FIN CORP MTN BK ENT	7.0886% 08 Aug 2002	1 900 000 00	99 9778	1 899 573 48	100 1590	1 903 021 00
RF - PIMCO	HOUSEHOLD FIN CORP MTN BK ENT	6.92% 24 Jun 2003	3 300 000 00	100 0000	3 300 000 00	99 9150	3 297 195 00
RF - PIMCO	LEHMAN BROS HLDGS	6.9725% 03 Jun 2002	2 500 000 00	99 7105	2 492 781 87	99 8750	2 496 875 00
RF - PIMCO	MBNA CORP SR MTN	7.16% 23 Mar 2002	2 000 000 00	99 9832	1 999 683 06	100 0550	2 001 100 00
RF - PIMCO	MGM GRAND TERM LOAN	8.05% 05 Jan 2008	709 230 76	99 5000	705 684 81	99 6060	706 436 39
RF - PIMCO	MERRILL LYNCH MTG INVS INC	6.861% 15 Jun 2021	40 084 46	101 5158	40 661 98	100 7200	40 373 07
RF - PIMCO	METROPOLITAN MTG FDG INC	6.115% 25 Dec 2023	3 000 000 00	99 5000	2 985 000 00	104 2344	3 127 032 00
RF - PIMCO	MONUMENTAL GLOBAL FDG II	6.91% 26 Sep 2003	4 000 000 00	100 0000	4 000 000 00	100 3160	4 012 640 00
RF - PIMCO	NABISCO INC	6.125% 01 Feb 2033	600 000 00	97 7359	781 887 51	98 1530	785 224 00
RF - PIMCO	PNC MTG SECS CORP	6.75% 25 Sep 2028	1 198 840 92	99 6250	1 194 345 26	98 0310	1 175 235 74
RF - PIMCO	PUBLIC SVC ENTERPRISE GROUP	7.035% 15 Jun 2001	3 500 000 00	100 0000	3 500 000 00	99 8660	3 495 310 00
RF - PIMCO	RESIDENTIAL ASSET SEC MTG PASS	6.6% 25 Jan 2020	3 500 000 00	100 0000	3 500 000 00	100 0781	3 502 733 50
RF - PIMCO	RESIDENTIAL ASSET SEC MTG PASS	8.195% 25 Jan 2031	2 000 000 00	101 4063	2 028 125 00	105 5700	2 111 400 00
RF - PIMCO	RESIDENTIAL FDG MTG SECS II	7.75% 25 Sep 2030	3 874 073 70	95 3850	3 694 511 20	100 3504	3 887 650 00
RF - PIMCO	SALOMON INC	3.65% 14 Feb 2002	1 097 040 00	90 6247	994 189 08	99 0750	1 086 892 38
RF - PIMCO	SOUTHERN PAC SECD ASSETS CORP	1% 25 Jun 2028	1 342 249 79	100 0000	1 342 249 79	99 0625	1 329 666 20
RF - PIMCO	SPRINT CAP CORP	7.01% 10 Jun 2002	2 000 000 00	100 0000	2 000 000 00	100 1000	2 002 000 00
RF - PIMCO	TELE COMMUNICATIONS INC MTN	6.58% 15 Feb 2005	2 650 000 00	101 9781	2 702 367 60	104 5820	2 771 423 00
RF - PIMCO	TEXAS UTILS CO	6.37% 18 Aug 2001	2 500 000 00	100 0078	2 500 195 85	99 7950	2 494 875 00
RF - PIMCO	TRANSAMERICA FIN CORP MTN	6.125% 01 Nov 2001	1 200 000 00	99 9486	1 199 383 76	99 8650	1 198 380 00
RF - PIMCO	TRANSAMERICA FIN CORP MTN	6.91% 14 Dec 2001	3 500 000 00	99 9729	3 499 052 23	100 1920	3 506 720 00
RF - PIMCO	WELLS FARGO MTG BKD SECS TR	7% 25 Sep 2030	1 017 602 28	90 3265	919 164 78	93 5000	951 458 13
RF - PIMCO	DEUTSCHE BANK CAPITAL TRUST	7.625% 22 Dec 2049	1 200 000 00	101 0405	1 212 485 89	99 5130	1 194 158 00
RF - GOLDMAN SACHS	AXA FINL INC	7.75% 01 Aug 2010	360 000 00	99 6443	358 719 61	108 1490	382 138 40
RF - GOLDMAN SACHS	AHOLD FIN USA	8.25% 15 Jul 2010	260 000 00	100 3340	260 868 51	108 3540	278 520 40
RF - GOLDMAN SACHS	AMERICAN GEN FIN CORP	5.75% 01 Nov 2003	650 000 00	98 0469	637 304 70	98 3960	639 574 00
RF - GOLDMAN SACHS	AMERICAN GEN FIN CORP MTN	7.7% 26 Jun 2003	700 000 00	100 0000	700 000 00	103 2300	722 610 00
RF - GOLDMAN SACHS	ASSOCIATES CORP NORTH AMER	6% 15 Jul 2005	1 750 000 00	101 2528	1 771 823 22	98 5660	1 724 605 00
RF - GOLDMAN SACHS	BANK OF AMERICA	7.875% 16 May 2005	500 000 00	103 0048	515 023 21	105 5070	527 535 00
RF - GOLDMAN SACHS	BANK NEW YORK INC	8.5% 15 Dec 2004	485 000 00	103 9908	483 557 22	107 9020	501 744 30
RF - GOLDMAN SACHS	BANKAMERICA CORP	7.5% 15 Oct 2002	1 000 000 00	107 9032	1 079 031 71	102 0090	1 020 090 00
RF - GOLDMAN SACHS	BAYERISCHE LANDESBANK	5.875% 01 Dec 2008	400 000 00	82 6283	370 513 17	95 7420	382 968 00
RF - GOLDMAN SACHS	BEAR STEARNS COML MTG SECS INC	7.64% 15 Feb 2009	4 550 901 69	100 4708	4 572 327 32	108 6480	4 853 354 82
RF - GOLDMAN SACHS	BELLSOUTH CAP FDG CORP	7.875% 15 Feb 2030	355 000 00	99 1320	351 918 68	103 1120	368 047 60
RF - GOLDMAN SACHS	CALENERGY INC	7.23% 15 Sep 2005	550 000 00	98 1850	539 907 40	101 9470	560 708 50
RF - GOLDMAN SACHS	CAPITAL ONE BANK MED TRM NTS	6.65% 15 Mar 2004	645 000 00	97 2277	627 116 44	96 5510	622 753 95
RF - GOLDMAN SACHS	CAPITAL ONE FINL CORP	7.25% 01 Dec 2003	385 000 00	99 8962	384 600 21	97 3950	374 970 75
RF - GOLDMAN SACHS	CENDANT CORP	7.75% 01 Dec 2003	450 000 00	99 1958	446 380 35	98 5120	443 304 00
RF - GOLDMAN SACHS	CHANCELLOR MEDIA CORP LA	8% 01 Nov 2008	390 000 00	101 5948	398 219 79	100 0000	390 000 00
RF - GOLDMAN SACHS	CHASE MTG FIN CORP	7% 25 Apr 2025	747 424 52	99 5938	744 388 11	99 9370	746 953 64
RF - GOLDMAN SACHS	CITICORP	8% 01 Feb 2003	500 000 00	101 8899	509 449 45	103 7000	518 500 00
RF - GOLDMAN SACHS	CITICORP	7.2% 15 Jun 2007	340 000 00	99 2187	337 348 81	102 2530	347 680 20
RF - GOLDMAN SACHS	CITIBANK CREDIT ISSUANCE	6.875% 15 Nov 2009	3 200 000 00	99 9489	3 198 398 14	104 9700	3 359 040 00
RF - GOLDMAN SACHS	COMDISCO INC	6.125% 15 Jan 2003	1 160 000 00	99 8548	1 158 315 98	75 0000	670 000 00

THE ROCKEFELLER FOUNDATION
890 HOLDINGS
AS OF DECEMBER 31 2000

Fund Name	Security Name	Security Description	Shares/Par Value	Base Unit Cost	Base Total Cost	Base Price Amount	Base Market Value
RF - GOLDMAN SACHS	COMMERCIAL MTG ACCEP CORP	6 49% 15 May 2008	2 800 000 00	101 4926	2 841 792 80	100 6400	2 817 920 00
RF - GOLDMAN SACHS	CONTINENTAL AIRLS PASS THRU TR	7 256% 15 Mar 2020	178 525 83	97 7786	172 604 54	100 9070	178 128 92
RF - GOLDMAN SACHS	CONTINENTAL AIRLS PASS THRU	7 707% 02 Apr 2021	300 000 00	100 0000	300 000 00	104 4870	313 461 00
RF - GOLDMAN SACHS	COUNTRYWIDE CAP III	8 05% 15 Jun 2027	610 000 00	107 3401	654 774 48	90 8710	554 313 10
RF - GOLDMAN SACHS	COUNTRYWIDE FDG CORP MTN	8 97% 28 Mar 2003	800 000 00	103 6830	829 463 61	100 9800	807 840 00
RF - GOLDMAN SACHS	COUNTRYWIDE FDG CORP MTN	6 45% 27 Feb 2003	750 000 00	100 0000	750 000 00	99 9110	749 332 50
RF - GOLDMAN SACHS	COX COMMUNICATIONS INC NEW	6 4% 01 Aug 2008	195 000 00	93 3449	182 022 52	95 8090	186 827 55
RF - GOLDMAN SACHS	COX COMMUNICATIONS INC NEW	6 8% 01 Aug 2028	270 000 00	86 2267	232 811 99	86 2790	232 953 30
RF - GOLDMAN SACHS	COX COMMUNICATIONS INC NEW	7 5% 15 Aug 2004	335 000 00	100 1758	335 588 79	102 0840	341 961 40
RF - GOLDMAN SACHS	COX COMMUNICATIONS INC NEW	7 75% 15 Aug 2006	120 000 00	101 3346	121 601 47	102 9740	123 568 80
RF - GOLDMAN SACHS	CREDIT SUISSE FIRST BOSTON	6 52% 17 Jul 2007	1 100 000 00	101 7734	1 119 507 81	101 2200	1 113 420 00
RF - GOLDMAN SACHS	DAIMLER CHRYSLER NORTH AMER	6 9% 01 Sep 2004	680 000 00	97 9466	648 447 56	98 4940	650 060 40
RF - GOLDMAN SACHS	DEUTSCHE TELEKOM INTL FIN BV	7 75% 15 Jun 2005	680 000 00	99 8474	678 982 37	101 7290	691 757 20
RF - GOLDMAN SACHS	DISCOVER CARD MT 1	1% 17 Jul 2007	3 000 000 00	99 9127	2 997 381 02	102 5310	3 075 930 00
RF - GOLDMAN SACHS	DISCOVER CARD MT 1	6 8% 15 Mar 2005	4 000 000 00	100 0820	4 003 281 25	100 1870	4 007 480 00
RF - GOLDMAN SACHS	DOW CHEM CO	7 375% 01 Nov 2029	375 000 00	100 1646	375 617 12	100 1130	375 423 75
RF - GOLDMAN SACHS	EOP OPER LTD PARTNERSHIP	7 375% 15 Nov 2003	300 000 00	99 8841	299 952 15	101 6190	304 857 00
RF - GOLDMAN SACHS	EDISON MISSION ENERGY FDG CORP	6 77% 15 Sep 2003	120 918 65	100 0000	120 918 65	83 0000	100 360 82
RF - GOLDMAN SACHS	ENRON CORP	8% 15 Aug 2005	505 000 00	99 8399	504 191 72	106 3450	537 042 25
RF - GOLDMAN SACHS	FEDERAL EXPRESS CORP PASS THRU	7 02% 15 Jan 2016	296 509 77	100 0000	296 509 77	97 3920	288 776 80
RF - GOLDMAN SACHS	FEDERATED DEPT STORES INC DEL	8 125% 15 Oct 2002	525 000 00	100 9082	529 768 21	101 0920	530 733 00
RF - GOLDMAN SACHS	FINGERHUT MASTER TR	6 23% 15 Feb 2007	4 550 000 00	100 0440	4 552 004 20	100 3900	4 567 745 00
RF - GOLDMAN SACHS	FIRST UN NATL BK COML MTG TR	7 202% 15 Sep 2010	1 800 000 00	100 4948	1 808 906 40	104 9840	1 889 724 96
RF - GOLDMAN SACHS	FLEETBOSTON FINL CORP	7 25% 15 Sep 2005	675 000 00	100 1480	675 998 78	102 8340	694 120 50
RF - GOLDMAN SACHS	FORD MTR CO DEL	6 625% 01 Oct 2028	750 000 00	103 1672	773 753 66	84 3200	632 400 00
RF - GOLDMAN SACHS	FORD MTR CR CO	7 75% 15 Mar 2005	150 000 00	103 3878	155 081 66	103 3920	155 088 00
RF - GOLDMAN SACHS	FORD MTR CR CO	6% 14 Jan 2003	410 000 00	98 1214	402 297 77	99 3690	407 412 90
RF - GOLDMAN SACHS	FORD MTR CR CO	6 7% 16 Jul 2004	680 000 00	97 0605	664 091 48	99 9430	679 612 40
RF - GOLDMAN SACHS	G E CAP MTG SVCS INC	8 25% 25 Dec 2023	841 615 40	99 3125	837 204 30	99 5620	838 805 12
RF - GOLDMAN SACHS	GTE CALIF INC	6 75% 15 May 2027	170 000 00	89 4987	152 147 73	90 3260	153 554 20
RF - GOLDMAN SACHS	GTE CALIFORNIA	7 65% 15 Mar 2007	200 000 00	103 1979	206 395 86	104 7750	209 550 00
RF - GOLDMAN SACHS	GENERAL MTRS ACCEP CORP	8 5% 01 Jan 2003	750 000 00	101 6046	762 034 77	103 9460	779 595 00
RF - GOLDMAN SACHS	GENERAL MOTORS ACCEP CORP	5 75% 10 Nov 2003	595 000 00	95 3788	567 502 58	98 0120	583 171 40
RF - GOLDMAN SACHS	GENERAL MTRS ACCEP CORP	6 85% 17 Jun 2004	405 000 00	98 0388	397 057 26	100 4250	406 721 25
RF - GOLDMAN SACHS	GENERAL MTRS ACCEP CORP	7 45% 08 Jun 2002	250 000 00	100 0468	250 118 40	101 4250	253 562 50
RF - GOLDMAN SACHS	GOVT NATL MTG ASSN GTD REMIC	6 6% 20 Jan 2020	1 558 084 79	99 1250	1 542 489 05	99 9060	1 554 622 07
RF - GOLDMAN SACHS	HELLER FINL INC	7 5% 23 Aug 2002	650 000 00	99 9484	649 664 80	101 0240	656 656 00
RF - GOLDMAN SACHS	HERTZ CORP	7% 15 Jul 2003	500 000 00	100 5211	502 605 73	100 2680	501 330 00
RF - GOLDMAN SACHS	HERTZ CORP	7% 15 Apr 2001	815 000 00	106 7649	870 134 23	100 0710	815 578 65
RF - GOLDMAN SACHS	HERTZ CORP	6% 15 Jan 2003	620 000 00	98 8687	612 985 78	98 6350	611 537 00
RF - GOLDMAN SACHS	HOMESIDE LENDING	6 2% 15 May 2003	1 000 000 00	101 0008	1 010 008 14	99 4890	994 890 00
RF - GOLDMAN SACHS	HOUSEHOLD FIN CORP	6% 01 May 2004	1 400 000 00	95 1662	1 332 326 46	98 1890	1 374 646 00
RF - GOLDMAN SACHS	IMC HOME EQUITY LN TR	7 23% 20 May 2027	2 840 974 20	103 2344	2 932 861 97	102 1600	2 902 339 24
RF - GOLDMAN SACHS	INTERNATIONAL PAPER CO	6% 08 Jul 2003	485 000 00	99 8028	484 043 48	103 7460	503 168 10
RF - GOLDMAN SACHS	KEYSPAN CORP	7 25% 15 Nov 2005	200 000 00	99 7886	199 577 27	103 9780	207 956 00
RF - GOLDMAN SACHS	LENFEST COMMUNICATIONS INC	8 375% 01 Nov 2005	950 000 00	103 4552	982 824 64	107 0580	1 017 032 00
RF - GOLDMAN SACHS	LIBERTY PPTY LTD PARTNERSHIP	7 1% 15 Aug 2004	125 000 00	99 9832	124 979 06	99 7130	124 641 25
RF - GOLDMAN SACHS	LONG IS SVGS BK FBS MELVILLE	7% 13 Jun 2002	800 000 00	104 1161	832 928 87	99 6210	796 968 00
RF - GOLDMAN SACHS	MERRILL LYNCH MTG INVS INC	8% 01 Mar 2031	561 892 07	97 9433	550 335 61	97 6161	548 496 98
RF - GOLDMAN SACHS	MERITA BK PLC NY BRK	6 5% 01 Apr 2009	500 000 00	99 9644	499 822 17	95 6190	478 095 00
RF - GOLDMAN SACHS	MEYER FRED INC DEL NEW	7 375% 01 Mar 2005	500 000 00	98 8197	494 098 43	102 8170	514 085 00
RF - GOLDMAN SACHS	MEYER FRED INC DEL NEW	7 45% 01 Mar 2008	225 000 00	97 1435	218 572 94	101 8570	229 178 25
RF - GOLDMAN SACHS	MONEY STORE INC	7 3% 01 Dec 2002	535 000 00	108 6584	570 622 50	101 5290	543 180 15
RF - GOLDMAN SACHS	NWA TR	8 26% 10 Mar 2006	831 250 00	105 5630	877 741 81	102 5870	852 754 44
RF - GOLDMAN SACHS	NATIONAL WESTMINSTER BK PLC	7 375% 01 Oct 2009	530 000 00	99 7807	528 837 91	103 3150	547 569 50
RF - GOLDMAN SACHS	NATIONSBANK CORP	7 25% 15 Oct 2025	350 000 00	94 1005	329 351 89	91 8290	321 401 50
RF - GOLDMAN SACHS	NATIONSBANK CORP	6 375% 15 May 2005	500 000 00	102 9829	514 914 57	99 5740	497 870 00
RF - GOLDMAN SACHS	NEW ENGLAND TEL + TELEG CO	7 65% 15 Jun 2007	95 000 00	103 2570	98 064 14	104 8030	99 562 85
RF - GOLDMAN SACHS	NEW JERSEY BELL TEL CO	6% 01 Jun 2022	165 000 00	101 6712	167 757 54	106 9510	176 489 15
RF - GOLDMAN SACHS	NEWS AMER HLDGS INC	8 15% 17 Oct 2036	200 000 00	95 6620	191 323 98	89 5030	179 006 00
RF - GOLDMAN SACHS	NIAGARA MOHAWK PWR CORP	8% 01 Jun 2004	800 000 00	105 8159	846 527 32	104 1030	832 824 00
RF - GOLDMAN SACHS	NIAGARA MOHAWK PWR CORP	7 375% 01 Aug 2003	550 000 00	101 9339	560 638 61	102 4350	563 392 50
RF - GOLDMAN SACHS	NORTHWEST AIRLS PASS THRU TRS	8 07% 02 Jan 2015	945 171 58	95 9593	906 980 03	103 6500	979 670 32
RF - GOLDMAN SACHS	NORWEST AIRLINES CORP	8 97% 02 Jan 2015	368 539 55	107 0873	392 517 20	104 2520	382 124 81
RF - GOLDMAN SACHS	OCCIDENTAL PETE CORP	7 2% 01 Apr 2028	245 000 00	91 5186	224 220 67	95 3590	233 629 55
RF - GOLDMAN SACHS	OCCIDENTAL PETE CORP	7 65% 15 Feb 2008	515 000 00	101 5337	522 898 63	104 7130	539 271 85

THE ROCKEFELLER FOUNDATION
990 HOLDINGS
AS OF DECEMBER 31 2000

Fund Name	Security Name	Security Description	Shares/Par Value	Base Unit Cost	Base Total Cost	Base Price		Base Market Value
						Amount		
RF - GOLDMAN SACHS	OPTION ONE MTG CORP NIM TR	9.85% 25 May 2030	764 998 12	100 0000	764 998 12	99 7890		763 383 68
RF - GOLDMAN SACHS	OSPREY TR OSPREY I INC	7.797% 15 Jan 2003	295 000 00	100 0000	295 000 00	101 1855		298 497 22
RF - GOLDMAN SACHS	PANAMSAT CORP NEW	6.125% 15 Jan 2005	460 000 00	99 4363	457 406 97	94 3440		433 982 40
RF - GOLDMAN SACHS	PARAMOUNT COMMUNICATIONS INC	7.5% 15 Jan 2002	750 000 00	100 2457	751 842 63	100 5480		754 110 00
RF - GOLDMAN SACHS	PHILLIPS PETE CO	8.5% 25 May 2005	375 000 00	99 7479	374 054 71	108 1850		405 693 75
RF - GOLDMAN SACHS	RAYTHEON CO	7.9% 01 Mar 2003	875 000 00	99 8518	873 703 65	102 5430		897 251 25
RF - GOLDMAN SACHS	REPUBLIC SVCS INC	6.625% 15 May 2004	980 000 00	99 6827	970 890 84	96 7570		948 218 80
RF - GOLDMAN SACHS	SAFEWAY INC	5.875% 15 Nov 2001	670 000 00	100 0019	670 012 83	99 6540		667 681 80
RF - GOLDMAN SACHS	SAFEWAY INC	6.05% 15 Nov 2003	590 000 00	100 2231	591 318 25	99 1340		584 890 80
RF - GOLDMAN SACHS	SEARS ROEBUCK ACCEP CORP MTN	6.41% 19 Nov 2002	865 000 00	99 2621	858 617 48	99 5430		861 048 95
RF - GOLDMAN SACHS	SIMON DEBARTOLO GROUP L P	6.75% 15 Jul 2004	720 000 00	98 4768	709 032 95	97 8940		704 836 80
RF - GOLDMAN SACHS	SIMON DEBARTOLO GROUP LP	6.825% 15 Jun 2003	400 000 00	99 5020	398 008 02	98 2180		392 876 00
RF - GOLDMAN SACHS	SPIEGEL CR CARD MSTR NT TR	1% 15 Nov 2010	5 000 000 00	100 0000	5 000 000 00	99 6408		4 982 031 25
RF - GOLDMAN SACHS	SPRINT CAP CORP	5.875% 01 May 2004	595 000 00	97 7635	581 692 84	96 0290		571 372 55
RF - GOLDMAN SACHS	TCI COMMUNICATIONS INC	8.65% 15 Sep 2004	500 000 00	107 6762	538 380 97	104 6710		523 355 00
RF - GOLDMAN SACHS	TRW INC	6.05% 15 Jan 2005	200 000 00	93 1495	186 298 97	90 8760		181 752 00
RF - GOLDMAN SACHS	TRW INC	6.625% 01 Jun 2004	800 000 00	98 7118	789 694 50	93 5000		748 000 00
RF - GOLDMAN SACHS	TELE COMMUNICATIONS INC	8.25% 15 Jan 2003	325 000 00	102 4704	333 028 70	103 0320		334 854 00
RF - GOLDMAN SACHS	TELECOMUNICA DE PUERTO RICO IN	6.15% 15 May 2002	335 000 00	99 9884	334 960 98	97 7860		327 583 10
RF - GOLDMAN SACHS	TELECOM DE PUERTO RICO INC	6.65% 15 May 2008	420 000 00	99 9740	419 890 69	94 7480		397 941 60
RF - GOLDMAN SACHS	TEXAS UTILS ELEC CO	6.75% 01 Mar 2003	815 000 00	99 4275	810 334 28	100 6200		820 053 00
RF - GOLDMAN SACHS	360 COMMUNICATIONS	7.125% 01 Mar 2003	970 000 00	100 9487	979 202 10	100 8640		978 380 80
RF - GOLDMAN SACHS	TIME WARNER INC	7.75% 15 Jun 2005	1 350 000 00	103 1330	1 392 295 56	104 6640		1 412 984 00
RF - GOLDMAN SACHS	TIME WARNER INC	8.65% 15 Jan 2026	500 000 00	104 7593	523 796 38	100 0190		500 095 00
RF - GOLDMAN SACHS	U S DEPT VETERAN AFFAIRS REMIC	6.5% 15 Jun 2014	1 306 430 33	99 3281	1 297 652 78	99 9370		1 305 607 28
RF - GOLDMAN SACHS	U S WEST CAP FDG INC	6.875% 15 Jul 2028	625 000 00	86 2867	539 292 13	88 3180		551 987 50
RF - GOLDMAN SACHS	U S WEST CAP FDG INC	6.875% 15 Aug 2001	500 000 00	99 9488	499 734 62	100 1630		500 815 00
RF - GOLDMAN SACHS	US WEST COMMUNICATIONS INC	7.2% 01 Nov 2004	150 000 00	99 7697	149 654 58	101 6890		152 533 50
RF - GOLDMAN SACHS	VIACOM INC	7.75% 01 Jun 2005	600 000 00	106 8181	640 808 89	103 8030		622 818 00
RF - GOLDMAN SACHS	VIACOM INC	7.7% 30 Jul 2010	240 000 00	99 8867	239 727 88	104 7310		251 354 40
RF - GOLDMAN SACHS	VODAFONE AIRTOUCH PLC	7.75% 15 Feb 2010	1 085 000 00	99 3874	1 078 353 70	103 2020		1 119 741 70
RF - GOLDMAN SACHS	WMX TECHNOLOGIES INC	6.375% 01 Dec 2003	475 000 00	97 0458	460 967 77	96 8450		460 013 75
RF - GOLDMAN SACHS	WELLS FARGO + CO NEW	6.625% 15 Jul 2004	1 400 000 00	99 3089	1 390 296 49	101 3710		1 419 194 00
RF - GOLDMAN SACHS	WELLS FARGO BK N A SANFRANCISCO	7.6% 15 Jun 2010	325 000 00	101 4745	329 782 03	104 4450		339 448 25
RF - GOLDMAN SACHS	WESTINGHOUSE ELEC CORP	6.875% 01 Sep 2003	425 000 00	102 1748	434 242 98	100 5710		427 426 75
RF - GOLDMAN SACHS	WILLIAMS COS INC	6.125% 01 Feb 2001	210 000 00	100 0183	210 034 25	99 9730		209 943 30
RF - GOLDMAN SACHS	WILLIAMS COS INC	6.125% 15 Feb 2002	610 000 00	99 9046	609 418 21	99 5290		607 126 90
RF - GOLDMAN SACHS	WILLIAMS COS INC	6.2% 01 Aug 2002	150 000 00	100 1381	150 207 13	99 6180		149 424 00
RF - GOLDMAN SACHS	WORLD FINL PTYS TOWER B	6.91% 01 Sep 2013	452 348 42	100 0001	452 349 74	100 8100		456 013 45
RF - GOLDMAN SACHS	WORLDCOM INC GA	8.875% 15 Jan 2008	500 000 00	105 8182	528 090 75	103 2880		516 480 00
RF - BLACKROCK	ACLC BUSINESS LN RECEIVABLES	6.435% 15 Sep 2019	967 883 19	100 0000	967 883 28	95 6250		925 538 30
RF - BLACKROCK	AFC CAP TR I	6.207% 03 Feb 2027	330 000 00	109 8131	362 383 37	91 9490		303 431 70
RF - BLACKROCK	AMERICAN GEN INSTL CAP A	7.57% 01 Dec 2045	660 000 00	89 3009	589 385 66	90 7330		598 837 80
RF - BLACKROCK	AON CAP A	8.205% 01 Jan 2027	1 200 000 00	94 2881	1 131 457 48	91 9500		1 103 400 00
RF - BLACKROCK	ARCADIA AUTOMOBILE RECEIVABLES	6.55% 15 Jun 2005	2 000 000 00	98 9083	1 978 125 00	100 4800		2 009 600 00
RF - BLACKROCK	AUTO LEASING INVS L L C	6.079% 13 Feb 2004	2 500 000 00	100 0000	2 500 000 00	99 6870		2 492 175 00
RF - BLACKROCK	BARCLAYS BK PLC	8.55% 15 Jun 2049	875 000 00	100 4018	878 515 98	105 1160		919 765 00
RF - BLACKROCK	BEAR STEARNS CAP TR I	7% 15 Jan 2027	1 000 000 00	99 9492	999 491 77	100 3743		1 003 743 00
RF - BLACKROCK	BOEING CO	6.75% 15 Aug 2021	525 000 00	110 7873	581 633 45	120 0190		630 099 75
RF - BLACKROCK	BOMBARDIER CAP INC MED TRM NTS	7.3% 15 Dec 2002	510 000 00	99 8136	509 559 26	101 0950		515 584 50
RF - BLACKROCK	CAPCO AMER SECURITIZATION CORP	6.26% 15 Sep 2008	985 000 00	90 1802	888 077 54	99 1731		978 855 03
RF - BLACKROCK	CSW INVTs	6.95% 01 Aug 2001	620 000 00	100 5188	623 204 26	99 8620		619 330 40
RF - BLACKROCK	CWMBS INC	6.5% 25 Apr 2013	765 084 68	99 0000	734 481 29	98 0820		750 257 34
RF - BLACKROCK	CALPINE CORP	8.25% 15 Aug 2005	550 000 00	99 5853	547 719 16	99 0900		544 995 00
RF - BLACKROCK	CHRYSLER CORP	7.45% 01 Mar 2027	630 000 00	98 8104	609 905 37	88 9580		580 435 40
RF - BLACKROCK	CITIGROUP INC	7.25% 01 Oct 2010	2 085 000 00	99 2235	2 068 810 02	103 4290		2 156 494 65
RF - BLACKROCK	CREDIT SUISSE FIRST BOSTON MTG	6.625% 15 Mar 2015	1 463 540 53	95 9102	1 403 684 01	100 5000		1 470 858 23
RF - BLACKROCK	DAIMLER CHRYSLER NORTH AMER	8% 15 Jun 2010	520 000 00	103 1287	536 269 34	100 5710		522 969 20
RF - BLACKROCK	DAIMLERCHRYSLER AUTO TR	6.66% 08 Jan 2005	1 875 000 00	99 9884	1 874 932 50	101 8790		1 910 231 25
RF - BLACKROCK	DANA CR CORP MEDIUM TERM NTS	6.375% 15 Aug 2007	750 000 00	99 5812	748 859 15	70 5400		529 050 00
RF - BLACKROCK	DEUTSCHE BK CAP	7.872% 28 Dec 2049	585 000 00	95 2563	557 249 10	98 5360		578 435 80
RF - BLACKROCK	DEUTSCHE MTG + ASSET REC CORP	6.22% 15 Sep 2007	417 528 26	100 5664	419 893 14	100 0280		417 649 22
RF - BLACKROCK	DISCOVER CARD MT 1	6.35% 15 Jul 2008	1 175 000 00	99 8228	1 172 918 14	101 6600		1 194 505 00
RF - BLACKROCK	DONALDSON LUFKIN + JENRETTE	7.07% 13 Dec 2002	1 200 000 00	100 0000	1 200 000 00	101 6120		1 219 344 00
RF - BLACKROCK	ERAC USA FIN CO	8.25% 01 May 2005	575 000 00	100 4078	577 343 95	103 6840		598 183 00
RF - BLACKROCK	EL PASO ENERGY CORP DEL	6.625% 15 Jul 2001	815 000 00	99 9712	814 785 60	100 2720		817 218 80

THE ROCKEFELLER FOUNDATION
990 HOLDINGS
AS OF DECEMBER 31 2000

Fund Name	Security Name	Security Description	Shares/Par Value	Base Unit Cost	Base Total Cost	Base Price Amount	Base Market Value
RF BLACKROCK	FMR CORP	7 57% 15 Jun 2029	415 000 00	100 0000	415 000 00	101 2830	420 324 45
RF BLACKROCK	FEDERAL EXPRESS CORP TR	6 72% 15 Jan 2022	1 049 725 18	100 0000	1 049 725 18	100 3220	1 053 105 30
RF BLACKROCK	FIRST SEC AUTO OWNER TRUST	7 3% 15 Jul 2004	1 300 000 00	99 9050	1 298 765 31	102 1400	1 327 820 00
RF BLACKROCK	FIRST UNION LIGMAN BROS COMM	7 5% 18 Jun 2029	280 000 00	99 1563	277 637 50	101 5609	284 370 49
RF BLACKROCK	FLOWERS INDS INC	7 15% 15 Apr 2028	1 200 000 00	100 5949	1 207 139 33	74 2020	890 424 00
RF BLACKROCK	FORD CR AUTO OWNER TR	5 47% 15 Sep 2001	20 281 74	99 4687	20 173 99	99 0680	20 275 25
RF BLACKROCK	FORD MTR CR CO	5 8% 12 Jan 2009	720 000 00	88 3321	635 991 41	90 1040	648 748 80
RF BLACKROCK	FORD MTR CR CO	7 375% 28 Oct 2009	3 425 000 00	95 6831	3 277 146 27	99 7480	3 418 369 00
RF BLACKROCK	GMAC COML MTG SEC INC	6 566% 15 Nov 2007	1 500 000 00	100 1211	1 501 816 41	100 4939	1 507 408 35
RF BLACKROCK	GREEN TREE FINL CORP	8 65% 15 Jun 2019	1 655 781 00	106 2344	1 758 987 35	80 0899	1 328 096 50
RF BLACKROCK	HSBC CAP FDG DLR 1 LP	10 176% 31 Dec 2049	600 000 00	100 0000	600 000 00	114 8230	688 938 00
RF BLACKROCK	HYDER PLC	6 75% 15 Dec 2004	650 000 00	99 9350	649 577 54	94 6300	615 095 00
RF BLACKROCK	IBM CR CORP MTN	6 45% 12 Nov 2002	660 000 00	99 5320	656 810 94	100 6200	664 092 00
RF BLACKROCK	INTERNATIONAL PAPER CO	8 125% 08 Jul 2005	840 000 00	99 9135	839 446 65	103 8260	864 486 40
RF BLACKROCK	JEFFERSON PILOT CAP TR A	6 14% 15 Jan 2048	510 000 00	94 8687	483 830 49	93 0230	474 417 30
RF BLACKROCK	JONES APPAREL GROUP INC	6 25% 01 Oct 2001	1 075 000 00	99 9699	1 074 676 25	98 6580	1 060 573 50
RF BLACKROCK	LEHMAN BROS INC	7 5% 01 Aug 2026	765 000 00	102 0801	780 912 61	102 1180	781 202 70
RF BLACKROCK	MBNA MASTER CR CARD TR II	7 8% 15 Oct 2012	1 525 000 00	99 6972	1 520 382 65	110 8750	1 690 843 75
RF BLACKROCK	MERRILL LYNCH + CO INC	6 875% 15 Nov 2018	1 200 000 00	102 0738	1 224 885 45	93 8710	1 126 452 00
RF BLACKROCK	MIDAMERICAN FDG LLC	5 85% 01 Mar 2001	650 000 00	100 0000	650 000 00	99 8200	648 830 00
RF BLACKROCK	MORGAN STANLEY GROUP INC	7 125% 15 Jan 2003	1 210 000 00	99 9848	1 209 813 19	101 7930	1 231 695 30
RF BLACKROCK	MORTGAGE CAP FDG INC	6 423% 18 May 2008	1 455 000 00	91 0238	1 324 393 05	100 0384	1 455 559 30
RF BLACKROCK	MORTGAGE CAP FDG INC	6 549% 18 May 2008	210 000 00	96 1797	201 877 34	99 5900	209 139 00
RF BLACKROCK	MORTGAGE CAP FDG INC	6 337% 18 Nov 2031	545 000 00	90 8516	495 141 02	99 6877	543 297 69
RF BLACKROCK	NB CAP TR II	7 83% 15 Dec 2028	430 000 00	93 0848	400 264 64	90 9760	391 198 80
RF BLACKROCK	NEW JERSEY ECONOMIC DEV AUTH	0% 15 Feb 2013	670 000 00	38 7130	259 377 10	44 9140	300 923 80
RF BLACKROCK	NORWEST ASSET SECS CORP	6 25% 25 Nov 2013	1 584 592 58	93 8750	1 488 781 29	97 6250	1 527 433 51
RF BLACKROCK	ONYX ACCEPTANCE AUTO TRUST	0 99% 15 Aug 2004	1 500 000 00	99 9995	1 499 992 65	102 0310	1 530 485 00
RF BLACKROCK	PECO ENERGY TRANSITION TRUST	7 65% 01 Mar 2010	1 025 000 00	99 7730	1 022 673 25	102 1560	1 047 099 00
RF BLACKROCK	PINNACLE ONE PARTNERS LP	8 83% 15 Aug 2004	1 150 000 00	100 0000	1 150 000 00	103 0240	1 184 776 00
RF BLACKROCK	RELIANT ENERGY FINANCE CO	7 4% 15 Nov 2002	520 000 00	99 9222	519 595 46	101 6490	528 574 80
RF BLACKROCK	RESIDENTIAL FDG MTG SECS I INC	6 5% 25 Mar 2013	999 115 08	95 3750	952 906 01	98 4060	983 189 19
RF BLACKROCK	ROHM + HAAS CO	7 85% 15 Jul 2029	765 000 00	101 5365	776 754 57	101 0000	772 850 00
RF BLACKROCK	ROYAL + SUN ALLIANCE INC	8 95% 15 Oct 2029	860 000 00	98 8601	850 197 25	100 3680	863 184 80
RF BLACKROCK	ROYAL KPN NV	6% 01 Oct 2010	575 000 00	99 9819	574 896 08	98 6250	555 593 75
RF BLACKROCK	KONINKLUKE KPN	8 375% 01 Oct 2030	1 050 000 00	100 8358	1 058 775 50	91 4850	960 697 50
RF BLACKROCK	SMALL BUSINESS ADMIN	7 15% 01 Jan 2017	744 478 94	100 0000	744 478 94	98 9020	736 304 56
RF BLACKROCK	SMALL BUSINESS ADMIN PARTN CTF	6 85% 01 Aug 2007	969 768 18	100 0000	969 768 18	100 5000	964 717 00
RF BLACKROCK	SOUTHERN CA EDISON CO	7 2% 03 Nov 2003	1 000 000 00	99 8569	998 569 22	85 1520	851 520 00
RF BLACKROCK	SPRINT CAP CORP	5 7% 15 Nov 2003	1 880 000 00	95 8178	1 782 210 32	95 8270	1 782 382 20
RF BLACKROCK	SUMMIT MTG TR	6 14% 28 Dec 2012	877 074 88	94 6582	830 206 18	98 0938	860 355 64
RF BLACKROCK	SUN LIFE CDA US CACP TR I	6 526% 29 May 2049	780 000 00	93 4539	728 940 09	87 4230	681 899 40
RF BLACKROCK	SWEDBANK FORENINGSSPARBANKEN	1% 17 Mar 2009	550 000 00	99 1975	545 586 00	104 3320	573 826 00
RF BLACKROCK	TEXACO CAP INC	9 75% 15 Mar 2020	955 000 00	122 2331	1 167 328 14	126 1400	1 204 837 00
RF BLACKROCK	TIME WARNER INC	7 25% 15 Oct 2017	850 000 00	94 5500	803 674 67	99 0190	841 681 50
RF BLACKROCK	UBS PFD FDG TRI	1% 29 Oct 2049	990 000 00	99 8237	988 255 00	104 9100	1 038 809 00
RF BLACKROCK	UNILEVER CORP	6 75% 01 Nov 2003	425 000 00	99 6718	423 805 01	101 8260	432 760 50
RF BLACKROCK	UNION TEX PETE HLDGS INC	1% 15 Apr 2008	1 705 000 00	103 3854	1 782 720 85	102 7710	1 752 245 55
RF BLACKROCK	UNITED TECHNOLOGIES CORP	6 7% 01 Aug 2028	410 000 00	87 7177	358 642 66	95 6230	382 054 30
RF BLACKROCK	VISTEON CORP	8 25% 01 Aug 2010	325 000 00	98 1417	312 460 62	97 3450	318 371 25
RF BLACKROCK	WELLS FARGO CAP C	7 73% 01 Dec 2026	410 000 00	91 5921	375 527 47	89 9330	368 725 30
RF BLACKROCK	WORLDCOM INC GA NEW	7 375% 15 Jan 2008	720 000 00	99 7420	718 142 54	100 5530	723 981 80
RF BLACKROCK	YOSEMITE SEC TRUST I	8 25% 15 Nov 2004	700 000 00	99 0102	693 071 25	103 5172	724 820 40
RF-LOOMIS SAYLES	AFFYMETRIX INC	4 75% 15 Feb 2007	150 000 00	63 3367	95 004 99	74 3700	111 555 00
RF-LOOMIS SAYLES	ANADARKO PETE CORP	7 2% 15 Mar 2028	2 000 000 00	99 1779	1 783 557 06	98 4210	1 968 420 00
RF-LOOMIS SAYLES	AT HOME CORP	4 75% 15 Dec 2006	250 000 00	68 1036	170 259 03	51 0000	127 500 00
RF-LOOMIS SAYLES	ATLAS AIR INC	7 68% 02 Jan 2014	2 427 951 50	100 0000	2 427 951 50	100 3000	2 435 235 35
RF-LOOMIS SAYLES	BAKER HUGHES INC	0 01% 05 May 2008	750 000 00	74 4418	558 313 38	87 7800	658 350 00
RF-LOOMIS SAYLES	BAKER HUGHES INC	6 875% 15 Jan 2029	750 000 00	88 6089	664 587 10	96 4300	723 225 00
RF-LOOMIS SAYLES	BANGKOK BK PUB LTD	9 025% 15 Mar 2009	4 350 000 00	86 5809	3 768 269 45	75 5000	3 284 250 00
RF-LOOMIS SAYLES	BAUSCH + LOMB INC	7 125% 01 Aug 2028	750 000 00	82 3211	617 408 32	56 1420	421 085 00
RF-LOOMIS SAYLES	BORDEN INC	7 875% 15 Feb 2023	500 000 00	72 8040	363 019 89	68 1380	340 690 00
RF-LOOMIS SAYLES	CALL NET ENTERPRISES INC	1% 15 May 2009	1 000 000 00	31 1634	311 634 08	27 0000	270 000 00
RF-LOOMIS SAYLES	CERRO NEGRO FIN LTD	7 9% 01 Dec 2020	2 750 000 00	78 7885	2 168 682 43	85 1140	2 340 635 00
RF-LOOMIS SAYLES	CHELSEA GCA RLTY PRTRSHIP LP	7 25% 21 Oct 2007	2 000 000 00	99 8040	1 998 079 87	95 6370	1 810 740 00
RF-LOOMIS SAYLES	COLUMBIA HCA HEALTHCARE CORP	7 19% 15 Nov 2015	395 000 00	79 6258	314 522 09	88 5000	349 575 00

THE ROCKEFELLER FOUNDATION
990 HOLDINGS
AS OF DECEMBER 31 2000

Fund Name	Security Name	Security Description	Shares/Par Value	Base Unit Cost	Base Total Cost	Base Price		Base Market Value
						Amount		
RF LOOMIS SAYLES	COLUMBIA / HCA HEALTHCARE CORP	7 05% 01 Dec 2027	1 000 000 00	89 7120	897 120 36	80 2500		802 500 00
RF LOOMIS SAYLES	COLUMBIA / HCA HEALTHCARE CORP	7 58% 15 Sep 2025	1 000 000 00	88 4574	884 573 96	85 2500		852 500 00
RF LOOMIS SAYLES	CRAY RESH INC	6 125% 01 Feb 2011	82 000 00	82 0929	67 318 16	18 0000		14 760 00
RF LOOMIS SAYLES	CUMMINS ENGINE INC	6 25% 01 Mar 2003	1 500 000 00	97 3040	1 459 560 54	92 6010		1 389 015 00
RF LOOMIS SAYLES	DELPHI AUTOMOTIVE SYS CORP	7 125% 01 May 2029	2 500 000 00	88 5771	2 214 426 58	85 2250		2 130 625 00
RF LOOMIS SAYLES	DELTA AIR LINES INC DE	8 3% 15 Dec 2029	3 500 000 00	83 1029	3 258 599 82	86 0150		3 010 525 00
RF LOOMIS SAYLES	DIAMOND OFFSHORE DRILLING INC	3 75% 15 Feb 2007	500 000 00	90 2100	451 049 87	109 2570		546 285 00
RF LOOMIS SAYLES	DUKE CAP CORP	7 5% 01 Oct 2009	1 000 000 00	99 2983	992 982 53	104 7960		1 047 960 00
RF LOOMIS SAYLES	DUKE CAP CORP	8% 01 Oct 2019	1 720 000 00	99 3985	1 709 654 17	105 8870		1 821 256 40
RF LOOMIS SAYLES	ERP OPER LTD PARTNERSHIP	7 125% 15 Oct 2017	1 000 000 00	87 8668	878 868 43	89 7580		897 580 00
RF LOOMIS SAYLES	EXIDE CORP	2 8% 15 Dec 2005	826 000 00	63 0815	521 052 80	43 0000		355 180 00
RF LOOMIS SAYLES	FIRST INDL LP	7 6% 15 Jul 2028	1 000 000 00	99 8917	998 917 12	85 7110		857 110 00
RF LOOMIS SAYLES	FIRST INDL L P MTNS	7% 01 Dec 2008	1 750 000 00	97 2947	1 702 657 87	97 6160		1 708 280 00
RF LOOMIS SAYLES	FORD MTR CO DEL	6 375% 01 Feb 2029	1 250 000 00	83 1872	1 039 839 90	80 8760		1 010 950 00
RF LOOMIS SAYLES	GEORGIA PAC CORP	7 375% 01 Dec 2025	1 500 000 00	91 2898	1 369 346 92	74 5990		1 118 985 00
RF LOOMIS SAYLES	GEORGIA PAC CORP	7 25% 01 Jun 2028	2 125 000 00	88 1360	1 872 888 99	72 5030		1 540 688 75
RF LOOMIS SAYLES	GEORGIA PAC CORP	7 75% 15 Nov 2029	1 000 000 00	96 3388	963 387 97	81 0700		810 700 00
RF LOOMIS SAYLES	GLOBAL MARINE INC	7 125% 01 Sep 2007	2 000 000 00	96 7179	1 934 358 04	101 0020		2 020 040 00
RF LOOMIS SAYLES	GLOBAL MARINE INC	7% 01 Jun 2028	1 800 000 00	88 4412	1 591 941 97	92 9880		1 673 784 00
RF LOOMIS SAYLES	HILTON HOTELS CORP	5% 15 May 2008	750 000 00	82 8481	621 360 84	84 5000		633 750 00
RF LOOMIS SAYLES	FED REALTY INV TST	5 25% 28 Oct 2003	500 000 00	86 5403	432 701 37	82 5000		412 500 00
RF LOOMIS SAYLES	INTERMEDIA COMMUNICATIONS INC	9 5% 01 Mar 2009	750 000 00	77 4058	580 543 49	70 0000		525 000 00
RF LOOMIS SAYLES	INTERNATIONAL PAPER CO	6 875% 15 Apr 2029	500 000 00	85 5841	427 920 61	84 8960		424 480 00
RF LOOMIS SAYLES	K MART CORP	8 25% 01 Jan 2022	500 000 00	84 7990	423 994 90	68 5890		342 945 00
RF LOOMIS SAYLES	K MART CORP PASS THRU TR	8 54% 02 Jan 2015	293 018 79	86 6418	253 878 78	77 9850		228 510 70
RF LOOMIS SAYLES	KELLWOOD CO	7 625% 15 Oct 2017	3 000 000 00	88 8708	2 668 124 74	57 0230		1 710 890 00
RF LOOMIS SAYLES	KENT ELECTRS CORP	4 5% 01 Sep 2004	950 000 00	87 3000	829 349 62	83 8120		796 214 00
RF LOOMIS SAYLES	THERMO TERRA TECHN	4 625% 01 May 2003	471 000 00	96 5353	454 681 38	92 0000		433 320 00
RF LOOMIS SAYLES	LEHMAN BROS INC	6 5% 15 Apr 2008	2 050 000 00	96 7998	1 984 392 59	95 9980		1 967 918 00
RF LOOMIS SAYLES	LEHMAN BROTHERS HLDGS INC	6% 28 Feb 2001	1 000 000 00	99 8217	998 216 61	99 8550		998 550 00
RF LOOMIS SAYLES	LENNAR CORP	0 01% 29 Jul 2018	2 000 000 00	39 8750	797 500 00	55 3770		1 107 540 00
RF LOOMIS SAYLES	LEVEL 3 COMMUNICATIONS INC	9 125% 01 May 2008	1 000 000 00	86 4245	864 244 66	80 0000		800 000 00
RF LOOMIS SAYLES	LEVEL 3 COMMUNICATIONS INC	1% 15 Mar 2010	600 000 00	46 5924	279 554 64	46 5000		291 000 00
RF LOOMIS SAYLES	LOCKHEED MARTIN CORP	7 7% 15 Jun 2008	1 000 000 00	97 7033	977 032 58	105 6140		1 058 140 00
RF LOOMIS SAYLES	BELL ATLANTIC FINA	5 75% 01 Apr 2003	1 750 000 00	99 5409	1 741 965 08	97 3800		1 704 150 00
RF LOOMIS SAYLES	LORAL CORP	7% 15 Sep 2023	750 000 00	84 4244	633 162 67	93 6320		702 240 00
RF LOOMIS SAYLES	MAGNA INTL INC	4 875% 15 Feb 2005	1 000 000 00	89 7023	897 022 84	87 5740		875 740 00
RF LOOMIS SAYLES	MARTIN MARIETTA CORP	7 375% 15 Apr 2013	1 000 000 00	94 2063	942 063 11	96 1910		961 910 00
RF LOOMIS SAYLES	MASCOTEC INC	4 5% 15 Dec 2003	350 000 00	79 7087	278 980 44	63 0000		220 500 00
RF LOOMIS SAYLES	MAXTOR CORP	5 75% 01 Mar 2012	125 000 00	84 3981	105 497 68	70 5000		88 125 00
RF LOOMIS SAYLES	MEDITRUST	7% 15 Aug 2007	2 500 000 00	97 4318	2 435 794 06	74 0000		1 850 000 00
RF LOOMIS SAYLES	NABI	6 5% 01 Feb 2003	750 000 00	86 5737	649 302 49	69 3750		520 312 50
RF LOOMIS SAYLES	NATIONSBANK CORP	7 25% 15 Oct 2025	1 000 000 00	91 6676	916 676 74	91 8290		918 290 00
RF LOOMIS SAYLES	NEXTEL INTL INC	1% 15 Apr 2008	2 000 000 00	65 7181	1 314 382 99	50 0000		1 000 000 00
RF LOOMIS SAYLES	NEXTEL COMMUNICATIONS INC	1% 15 Feb 2008	1 000 000 00	72 2691	722 690 85	72 0000		720 000 00
RF LOOMIS SAYLES	NEXTEL COMMUNICATIONS INC	1% 15 Apr 2008	1 000 000 00	68 2852	512 138 95	52 0000		390 000 00
RF LOOMIS SAYLES	NEXTEL COMMUNICATIONS INC	1% 01 Jun 2009	1 000 000 00	59 7424	597 423 58	49 0000		490 000 00
RF LOOMIS SAYLES	NEXTEL COMMUNICATIONS INC	1% 01 Dec 2009	2 000 000 00	54 8261	1 098 522 23	44 5000		890 000 00
RF LOOMIS SAYLES	PEMEX FIN LTD	10 61% 15 Aug 2017	1 000 000 00	99 9542	999 542 48	114 4100		1 144 100 00
RF LOOMIS SAYLES	PENNEY J C INC	7 125% 15 Nov 2023	1 250 000 00	73 3424	916 779 43	44 0000		550 000 00
RF LOOMIS SAYLES	PENNEY J C INC	7 65% 15 Aug 2016	600 000 00	80 7175	484 305 02	49 0000		294 000 00
RF LOOMIS SAYLES	PENNEY J C INC	7 6% 01 Apr 2007	125 000 00	70 9873	88 709 16	60 0000		75 000 00
RF LOOMIS SAYLES	PENNEY J C INC	7 95% 01 Apr 2017	400 000 00	80 0908	320 362 28	49 0000		198 000 00
RF LOOMIS SAYLES	PENNEY J C INC MEDIUM TERM	6 875% 15 Oct 2015	1 000 000 00	79 9537	799 536 84	47 0000		470 000 00
RF LOOMIS SAYLES	PENNZOIL QUAKER ST CO	7 375% 01 Apr 2029	1 650 000 00	83 7153	1 381 301 65	70 1340		1 157 211 00
RF LOOMIS SAYLES	PEPSI BOTTLING GROUP INC	7% 01 Mar 2029	2 000 000 00	89 7521	1 795 042 63	98 6320		1 972 640 00
RF LOOMIS SAYLES	PIONEER NAT RES CO	7 2% 15 Jan 2028	250 000 00	77 5530	193 882 58	79 6250		199 082 50
RF LOOMIS SAYLES	PULTE CORP	7 625% 15 Oct 2017	5 400 000 00	97 4831	5 264 086 99	74 3080		4 012 832 00
RF LOOMIS SAYLES	QUANTUM CORP	7% 01 Aug 2004	250 000 00	79 0858	197 714 45	78 0000		195 000 00
RF LOOMIS SAYLES	R + B FALCON CORP	7 375% 15 Apr 2018	1 250 000 00	96 7899	1 209 873 94	88 5000		1 106 250 00
RF LOOMIS SAYLES	RCN CORP	1% 15 Oct 2007	2 500 000 00	63 8828	1 582 070 44	36 0000		900 000 00
RF LOOMIS SAYLES	RCN CORP	1% 15 Feb 2008	3 305 000 00	55 8525	1 845 924 47	32 0000		1 057 600 00
RF LOOMIS SAYLES	RAYTHEON CO	7 2% 15 Aug 2027	1 000 000 00	88 8842	888 841 58	94 6850		946 850 00
RF LOOMIS SAYLES	RAYTHEON CO	6 75% 15 Mar 2018	1 000 000 00	86 2139	862 139 46	93 4310		934 310 00
RF LOOMIS SAYLES	RAYTHEON CO	6 4% 15 Dec 2018	4 750 000 00	83 4963	3 968 075 30	88 6830		4 212 442 50
RF LOOMIS SAYLES	SEAGULL ENERGY CORP	7 5% 15 Sep 2027	1 705 000 00	100 0829	1 706 413 78	89 8360		1 531 703 80

THE ROCKEFELLER FOUNDATION
990 HOLDINGS
AS OF DECEMBER 31 2000

Fund Name	Security Name	Security Description	Shares/Par Value	Base Unit Cost	Base Total Cost	Base Price Amount	Base Market Value
RF LOOMIS SAYLES	SEARS ROEBUCK ACCEP CORP	8 5% 01 Dec 2028	1 050 000 00	79 1581	831 159 82	80 4160	844 368 00
RF LOOMIS SAYLES	SECURITY CAP GROUP INC	6 95% 15 Jun 2005	1 000 000 00	97 3953	973 953 35	98 6510	966 510 00
RF LOOMIS SAYLES	SECURITY CAP GROUP INC	7 7% 15 Jun 2028	2 500 000 00	96 2604	2 406 510 00	83 6800	2 092 000 00
RF LOOMIS SAYLES	SUSA PARTNERSHIP LP	7 45% 01 Jul 2018	1 000 000 00	89 5292	895 291 93	80 7700	807 700 00
RF-LOOMIS SAYLES	TFM S A DE C V	1% 15 Jun 2009	1 500 000 00	74 7097	1 120 844 90	74 0000	1 110 000 00
RF-LOOMIS SAYLES	TRW INC	6 25% 15 Jan 2010	1 500 000 00	91 8184	1 374 276 67	83 4450	1 251 875 00
RF LOOMIS SAYLES	TRW INC	6 65% 15 Jan 2028	1 000 000 00	84 8962	848 962 05	70 5410	705 410 00
RF-LOOMIS SAYLES	TRW INC	7 75% 01 Jun 2029	1 500 000 00	91 3402	1 370 103 61	80 7500	1 211 250 00
RF-LOOMIS SAYLES	TELIGENT INC	1% 01 Mar 2008	4 500 000 00	59 3832	2 671 343 72	8 0000	360 000 00
RF LOOMIS SAYLES	THERMO ELECTRONCORP	4 25% 01 Jan 2003	3 885 000 00	93 8808	3 647 261 90	99 7500	3 875 287 50
RF-LOOMIS SAYLES	TIME WARNER INC	7 57% 01 Feb 2024	3 500 000 00	100 0000	3 500 000 00	97 4210	3 409 735 00
RF-LOOMIS SAYLES	TIME WARNER INC	6 625% 15 May 2029	1 000 000 00	84 3887	843 887 16	89 5860	895 860 00
RF LOOMIS SAYLES	TOSCO CORP	7 8% 01 Jan 2027	750 000 00	95 6282	717 211 70	103 4560	775 920 00
RF-LOOMIS SAYLES	TRINET CORPORATE RLTY TR INC	7 7% 15 Jul 2017	500 000 00	93 5465	467 732 61	66 1930	330 965 00
RF-LOOMIS SAYLES	UNION PAC RES GROUP INC	7 05% 15 May 2018	750 000 00	89 8964	674 223 19	98 5180	738 885 00
RF LOOMIS SAYLES	UNION PAC RES GROUP INC	7 15% 15 May 2028	1 000 000 00	88 5331	885 331 46	97 3120	973 120 00
RF LOOMIS SAYLES	U S WEST CAP FDG INC	6 875% 15 Jul 2028	1 750 000 00	90 2929	1 580 126 43	88 3180	1 545 565 00
RF-LOOMIS SAYLES	WILLIAMS COMMUNICATIONS CORP	10 7% 01 Oct 2007	400 000 00	74 0032	296 012 86	77 0000	308 000 00
RF-LOOMIS SAYLES	WOOLWORTH CORP	8 5% 15 Jan 2022	100 000 00	74 8784	74 878 35	84 0000	84 000 00
RF-LOOMIS SAYLES	XEROX CORP	0 57% 21 Apr 2018	4 122 000 00	55 2091	2 275 717 64	20 0000	824 400 00
DOMESTIC CORPORATE BOND TOTAL			626,087,910 63		469 972 767 83		450,802,987 19
FOREIGN CORPORATE BONDS							
ARGENTINA							
RF- WHIPPOORWILL ASSOCIATES	ALPARGATAS SAIC	9% 15 Mar 2010	577 831 00	29 0000	167 570 88	28 9990	167 585 21
RF-LOOMIS SAYLES	MULTICANAL S A	10 5% 15 Apr 2018	1 000 000 00	98 5218	985 217 73	60 0000	600 000 00
RF-LOOMIS SAYLES	MULTICANAL S A	13 125% 15 Apr 2009	1 050 000 00	88 3898	928 092 81	78 5000	824 250 00
AUSTRALIA							
RF BLACKROCK	CABLE + WIRELESS OPTUS FIN PTY	6 125% 15 Jun 2009	870 000 00	99 8367	868 579 22	109 6560	954 007 20
RF BLACKROCK	NATIONAL AUSTRALIA BK LTD	8 6% 19 May 2010	525 000 00	99 7841	523 866 64	110 7640	581 511 00
RF-LOOMIS SAYLES	BURNS PHILP TRSY	5 5% 30 Apr 2004	240 000 00	82 9397	199 055 32	60 0000	144 000 00
BRAZIL							
RF-LOOMIS SAYLES	ESPIRITO SANTO CENTRAIS ELETRI	10% 15 Jul 2007	2 500 000 00	81 3302	2 033 253 89	80 0000	2 000 000 00
CANADA							
RF GOLDMAN SACHS	METRONET COMMUNICATIONS CORP	1% 15 Jun 2008	470 000 00	80 2931	377 377 37	81 7820	384 375 40
RF GOLDMAN SACHS	QUEBEC PROV CDA	7 5% 15 Jul 2023	1 750 000 00	102 8799	1 800 399 10	106 4910	1 863 582 50
CAYMAN ISLANDS							
RF WESTERN ASSET MANAGEMENT	PEMEX FIN LTD	9 03% 15 Feb 2011	1 120 000 00	102 2180	1 144 819 62	105 5780	1 182 473 80
RF PIMCO	FUJI FINANCE (CAYMAN) LIMITED	8 625% 15 Apr 2010	1 250 000 00	96 3760	1 204 700 00	102 3500	1 279 375 00
RF GOLDMAN SACHS	PEMEX FIN LTD	9 03% 15 Feb 2011	530 000 00	103 8211	549 191 62	105 5780	559 583 40
RF BLACKROCK	YORKSHIRE PWR FIN LTD	8 154% 25 Feb 2003	1 320 000 00	100 8447	1 331 150 49	98 1820	1 296 002 40
RF-LOOMIS SAYLES	ENERSIS S A	7 4% 01 Dec 2016	2 250 000 00	78 5282	1 766 885 19	90 1820	2 028 645 00
RF-LOOMIS SAYLES	PDVSA FIN LTD	7 4% 15 Aug 2016	1 250 000 00	77 1652	964 564 48	79 8700	968 375 00
RF-LOOMIS SAYLES	PEMEX FIN LTD	8 875% 15 Nov 2010	500 000 00	98 0443	480 221 70	102 8600	514 300 00
CHILE							
RF BLACKROCK	EMPRESA ELEC PEH	7 3% 01 May 2003	840 000 00	99 5942	836 580 98	99 5852	836 347 68
RF-LOOMIS SAYLES	EMBOTELLADORA ANDINA	7 825% 01 Oct 2027	500 000 00	81 4831	407 315 33	91 9790	459 895 00
RF-LOOMIS SAYLES	EMPRESA NACIONAL DE ELECTRICID	7 875% 01 Feb 2027	1 850 000 00	81 5538	1 345 637 56	92 1660	1 520 739 00
FINLAND							
RF BLACKROCK	MERITA BK LTD	7 15% 29 Dec 2049	1 385 000 00	98 8429	1 368 973 81	100 1470	1 387 035 95
GERMANY							
RF - PIMCO	BUNDESREPPUBLIC DEUTSCHLAND	5 25% 04 Jan 2011	10 100 000 00	93 8784	9 461 517 30	96 5782	9 754 500 83
RF BLACKROCK	LANDESBANK BADEN WURTEMBERG	7 625% 01 Feb 2023	1 100 000 00	102 4948	1 127 440 37	102 8390	1 131 229 00
JAPAN							
RF EMERGING MARKETS MGMT	NATSTEEL ELECTRONI	1 5% 30 Jun 2004	23 000 00	124 2500	28 577 50	108 5000	24 495 00
RF WESTERN ASSET MANAGEMENT	BANK TOKYO MITSUBISHI LTD	8 4% 15 Apr 2010	440 000 00	99 9315	439 698 48	106 5270	468 718 80

THE ROCKEFELLER FOUNDATION
990 HOLDINGS
AS OF DECEMBER 31 2000

Fund Name	Security Name	Security Description	Shares/Par Value	Base Unit Cost	Base Total Cost	Base Price Amount	Base Market Value
RF GOLDMAN SACHS	LUXEMBOURG						
RF GOLDMAN SACHS	TYCO INTL GROUP	8 375% 15 Jun 2005	690 000 00	99 0838	683 678 18	99 6580	687 640 20
RF BLACKROCK	TYCO INTL GROUP SA	5 875% 01 Nov 2004	820 000 00	98 4065	806 932 92	98 0580	804 075 60
	TYCO INTL GROUP SA	5 875% 01 Nov 2004	125 000 00	100 0652	125 081 47	98 0580	122 572 50
RF WESTERN ASSET MANAGEMENT	REPUBLIC OF KOREA						
RF GOLDMAN SACHS	KOREA ELEC PWR CORP	7 75% 01 Apr 2013	450 000 00	93 2564	419 654 02	96 0780	432 351 00
RF-LOOMIS SAYLES	KOREA ELEC PWR CORP	7 75% 01 Apr 2013	550 000 00	91 4294	502 861 73	96 0780	528 429 00
RF-LOOMIS SAYLES	KOREA ELEC PWR CORP	7 75% 01 Apr 2013	1 000 000 00	90 1896	901 895 69	96 0780	960 780 00
RF-LOOMIS SAYLES	KOREA ELEC PWR CORP	7 4% 01 Apr 2016	1 102 482 50	89 5926	987 725 25	96 0460	1 058 893 18
RF-LOOMIS SAYLES	MALAYSIA						
	TENAGA NASIONAL BERHAD	7 5% 01 Nov 2025	6 000 000 00	72 3305	4 339 828 15	85 3080	5 118 480 00
RF LOOMIS SAYLES	MAURITIUS						
RF LOOMIS SAYLES	TJIWI KIMIA MAURITIUS LTD	10% 01 Aug 2004	1 000 000 00	96 6840	966 639 81	45 0000	450 000 00
RF LOOMIS SAYLES	PINDO DELI FIN MAURITIUS LTD	10 75% 01 Oct 2007	3 835 000 00	77 8654	2 986 139 74	35 0000	1 342 250 00
RF-LOOMIS SAYLES	MEXICO						
	TRANSPORTACION MARITIMA MEXICA	10% 15 Nov 2006	1 500 000 00	79 4366	1 191 549 65	78 5000	1 177 500 00
RF- WHIPPOORWILL ASSOCIATES	NETHERLANDS						
RF PIMCO	FOFFER KON NV	0 1% 26 Aug 2009	49 087 27	8 9043	4 369 08	7 5108	3 685 33
RF BLACKROCK	KONINKLIJKE KPN NV	5 013% 13 Jun 2001	2 400 000 00	87 3611	2 096 665 39	93 5581	2 245 347 07
	DEUTSCHE TELEKOM INTL FIN BV	8 25% 15 Jun 2030	1 400 000 00	100 5576	1 407 806 09	98 2360	1 375 304 00
RF GOLDMAN SACHS	NORWAY						
RF BLACKROCK	NORSK HYDRO A S	7 15% 15 Jan 2029	175 000 00	89 9213	157 362 22	96 4000	168 700 00
	NORSK HYDRO A S	7 25% 23 Sep 2027	550 000 00	84 3687	464 028 10	97 5440	536 492 00
RF-LOOMIS SAYLES	PHILIPPINES						
RF-LOOMIS SAYLES	PHILIPPINE LONG DIST TEL CO ME	8 35% 06 Mar 2017	500 000 00	71 6385	358 192 35	61 5000	307 500 00
	QUEZON PWR PHILIPPINES CO	8 86% 15 Jun 2017	900 000 00	78 9686	692 717 27	70 0000	630 000 00
RF GOLDMAN SACHS	QATAR						
	QATAR ST	9 75% 15 Jun 2030	160 000 00	98 3798	154 207 67	99 8750	159 800 00
RF-LOOMIS SAYLES	THAILAND						
RF-LOOMIS SAYLES	BANGKOK BANK PUBLI	4 589% 03 Mar 2004	300 000 00	51 8750	155 625 00	45 7500	137 250 00
	TOTAL ACCESS COMMUNICATION PUB	8 375% 04 Nov 2006	2 525 000 00	78 1812	1 923 575 36	86 5000	2 184 125 00
RF - PIMCO	UNITED KINGDOM						
RF PIMCO	STANDARD CHARTERED	1% 29 Jul 2049	600 000 00	88 6938	412 162 82	66 7650	400 710 00
RF - PIMCO	ROYAL BK SCOTLAND GROUP PLC	9 118% 31 Mar 2049	1 800 000 00	100 0000	1 800 000 00	108 7920	1 958 256 00
RF - PIMCO	ROYAL BANK OF SCOTLAND	6 77% 31 Mar 2049	1 000 000 00	87 1954	871 953 63	95 0348	950 348 12
RF GOLDMAN SACHS	HSBC HLGS PLC	7 5% 15 Jul 2008	450 000 00	99 1692	446 261 32	104 2610	469 174 50
RF BLACKROCK	AVON ENERGY PARTNERS HLDS	6 73% 11 Dec 2002	1 000 000 00	100 0000	1 000 000 00	99 2330	992 330 00
RF BLACKROCK	BRITISH TELECOMMUNICATIONS PLC	8 125% 15 Dec 2010	470 000 00	99 8377	469 237 36	101 0960	475 151 20
RF- WESTERN ASSET MANAGEMENT	VENEZUELA						
RF-LOOMIS SAYLES	PETROZUATA FIN INC	8 22% 01 Apr 2017	900 000 00	84 4726	760 253 80	76 0000	684 000 00
	PETROZUATA FIN INC	8 22% 01 Apr 2017	500 000 00	78 3752	391 876 14	76 0000	380 000 00
FOREIGN CORPORATE BOND TOTAL			68 992,360 77		87,808,977 66		87,702,141 67
RF WESTERN ASSET MANAGEMENT	DOMESTIC GOVERNMENT BONDS						
RF WESTERN ASSET MANAGEMENT	FNMA TBA JAN 30 SINGLE FAM	6 5% 01 Dec 2009	15 928 000 00	97 9773	15 605 820 00	98 6250	15 706 990 00
RF WESTERN ASSET MANAGEMENT	FNMA TBA JAN 30 SINGLE FAM	7 5% 01 Dec 2009	1 600 000 00	100 5000	1 606 000 00	101 4690	1 623 504 00
RF WESTERN ASSET MANAGEMENT	GNMA I TBA JAN 30 SINGLE FAM	6 5% 15 Dec 2009	920 000 00	98 3936	905 221 10	98 8750	909 850 00
RF WESTERN ASSET MANAGEMENT	GNMA I TBA JAN 30 SINGLE FAM	7% 15 Dec 2009	800 000 00	100 0938	800 750 00	100 4380	803 504 00
RF WESTERN ASSET MANAGEMENT	FHLMC TBA JAN 30 GOLD SINGLE	7% 01 Dec 2009	5 100 000 00	99 9243	5 096 140 64	100 2190	5 111 169 00
RF WESTERN ASSET MANAGEMENT	FHLMC TBA JAN 30 GOLD SINGLE	8% 01 Dec 2009	2 060 000 00	101 8144	2 096 437 51	102 5310	2 112 138 60
RF- WESTERN ASSET MANAGEMENT	ARGENTINA REP	0% 15 Oct 2004	360 000 00	68 3571	246 085 72	65 2500	234 900 00
RF- WESTERN ASSET MANAGEMENT	FEDERAL HOME LN MTG PC GTD	9% 15 Sep 2020	896 015 60	102 8906	921 918 03	104 5930	937 169 60
RF- WESTERN ASSET MANAGEMENT	FEDERAL HOME LN MTG CORP	7% 15 Jul 2005	40 000 00	99 8727	39 649 09	104 9370	41 974 60
RF WESTERN ASSET MANAGEMENT	FEDERAL HOME LN MTG CORP	6 75% 15 Sep 2029	20 000 00	96 9485	19 369 66	107 0310	21 406 20

THE ROCKEFELLER FOUNDATION
990 HOLDINGS
AS OF DECEMBER 31 2000

Fund Name	Security Name	Security Description	Shares/Par Value	Base Unit Cost	Base Total Cost	Base Price Amount	Base Market Value
RF WESTERN ASSET MANAGEMENT	FEDERAL NATL MTG ASSN DISC NTS	0% 08 Feb 2001	800 000 00	99 3223	794 578 68	99 3580	794 864 00
RF WESTERN ASSET MANAGEMENT	FNMA POOL 559840	8% 01 Oct 2015	398 375 81	101 7813	405 471 88	103 0000	410 327 08
RF WESTERN ASSET MANAGEMENT	FINANCING CORP PRINC FICO STRP	0% 05 Apr 2019	80 000 00	29 4837	23 586 98	32 9250	26 340 00
RF WESTERN ASSET MANAGEMENT	GNMA II POOL 002689	6 5% 20 Dec 2028	190 707 21	92 3449	176 108 43	98 5630	187 968 75
RF WESTERN ASSET MANAGEMENT	GNMA II POOL 002699	6% 20 Jan 2029	2 781 508 89	89 6719	2 494 231 14	96 7190	2 690 247 58
RF WESTERN ASSET MANAGEMENT	GNMA POOL 433918	6 5% 15 Aug 2028	1 754 837 27	99 8751	1 752 445 54	98 8750	1 734 897 80
RF WESTERN ASSET MANAGEMENT	GNMA POOL 448729	6 5% 15 Sep 2028	86 886 41	99 8750	86 777 82	98 8750	85 908 94
RF WESTERN ASSET MANAGEMENT	GNMA POOL 454197	6 5% 15 Sep 2028	5 376 312 87	99 8750	5 369 592 54	98 8750	5 315 829 35
RF WESTERN ASSET MANAGEMENT	GNMA POOL 464979	6 5% 15 Sep 2028	858 330 97	99 8750	857 258 06	98 8750	846 674 75
RF WESTERN ASSET MANAGEMENT	GNMA POOL 468156	6 5% 15 Aug 2028	1 746 970 67	99 8750	1 744 786 82	98 8750	1 727 317 25
RF WESTERN ASSET MANAGEMENT	GNMA POOL 468223	6 5% 15 Sep 2028	878 795 32	99 8750	877 696 81	98 8750	868 908 87
RF WESTERN ASSET MANAGEMENT	GNMA POOL 468239	6 5% 15 Sep 2028	1 792 902 38	99 8750	1 780 661 10	98 8750	1 772 732 21
RF WESTERN ASSET MANAGEMENT	GNMA POOL 468470	6 5% 15 Aug 2028	190 294 78	95 4453	181 627 44	98 8750	188 153 96
RF WESTERN ASSET MANAGEMENT	GNMA POOL 486516	6 5% 15 Sep 2028	264 299 40	95 4102	252 168 47	98 8750	261 326 03
RF WESTERN ASSET MANAGEMENT	GNMA POOL 496665	7% 15 Dec 2028	198 724 28	97 4375	193 631 97	100 4370	199 592 71
RF WESTERN ASSET MANAGEMENT	RESOLUTION FDG CORP PRINC STRP	0% 15 Apr 2030	340 000 00	15 2588	51 879 75	18 3460	62 376 40
RF WESTERN ASSET MANAGEMENT	TENNESSEE VALLEY AUTH	5 375% 13 Nov 2008	160 000 00	90 7792	145 246 75	95 8750	153 400 00
RF WESTERN ASSET MANAGEMENT	TENNESSEE VALLEY AUTH	7 125% 01 May 2030	340 000 00	98 5253	334 988 13	111 6090	379 470 60
RF WESTERN ASSET MANAGEMENT	UNITED STATES TRES BD STRP PRN	0% 15 May 2017	160 000 00	34 5658	55 305 24	40 0150	64 024 00
RF WESTERN ASSET MANAGEMENT	UNITED STATES TREAS BDS	11 125% 15 Aug 2003	20 000 00	112 1419	22 428 38	114 2340	22 846 80
RF WESTERN ASSET MANAGEMENT	UNITED STATES TREAS BDS	8% 15 Nov 2021	240 000 00	121 3341	291 201 67	129 4080	310 574 40
RF WESTERN ASSET MANAGEMENT	UNITED STATES TREAS BDS	3 625% 15 Apr 2028	8 336 108 60	92 8156	5 068 225 15	98 0940	6 215 342 37
RF WESTERN ASSET MANAGEMENT	UNITED STATES TREAS BDS	5 25% 15 Nov 2028	2 000 000 00	93 5076	1 870 151 28	95 7190	1 914 380 00
RF WESTERN ASSET MANAGEMENT	UNITED STATES TREAS BDS	3 88% 15 Apr 2029	2 010 922 00	88 4476	1 778 612 14	102 5000	2 061 195 05
RF WESTERN ASSET MANAGEMENT	UNITED STATES TREAS NTS	4 25% 15 Jan 2010	1 098 199 00	98 5160	1 079 931 42	103 9080	1 139 016 53
RF PIMCO	FNMA TBA JAN 30 SINGLE FAM	5 5% 31 Dec 2099	3 000 000 00	90 8768	2 720 273 44	94 2188	2 828 564 00
RF PIMCO	FNMA TBA JAN 30 SINGLE FAM	7% 01 Dec 2099	23 500 000 00	99 8436	23 416 250 00	100 1560	23 536 660 00
RF PIMCO	GNMA I TBA JAN 30 SINGLE FAM	6 5% 15 Dec 2099	100 000 00	98 4766	98 478 58	98 8750	98 875 00
RF PIMCO	GNMA I TBA JAN 30 SINGLE FAM	7% 15 Dec 2099	5 000 000 00	100 1563	5 007 812 50	100 4380	5 021 900 00
RF PIMCO	GNMA I TBA JAN 30 SINGLE FAM	7 5% 15 Dec 2099	15 500 000 00	100 8438	15 630 781 25	101 7190	15 788 445 00
RF PIMCO	GNMA II TBA JAN 30 JUMBOS	8% 20 Dec 2099	700 000 00	101 9063	713 343 75	102 2700	715 990 00
RF PIMCO	FED HM LN PC 800404	9% 01 Sep 2005	20 631 50	106 0000	21 869 40	101 4880	20 938 50
RF PIMCO	FEDERAL HOME LN MTG PC GTD	7% 15 Apr 2024	5 812 658 22	91 5778	5 323 093 24	99 5310	5 785 396 65
RF PIMCO	FEDERAL HOME LN MTG CORP	6% 15 Dec 2017	1 165 642 50	99 7188	1 162 364 14	99 6250	1 161 271 34
RF PIMCO	FEDERAL HOME LN MTG CORP	7% 15 Sep 2029	2 182 329 60	86 4048	1 885 637 34	98 4400	2 148 285 26
RF PIMCO	FEDERAL HOME LN MTG CORP	7% 15 Mar 2010	1 920 000 00	105 3495	2 022 710 40	106 9840	2 054 062 80
RF PIMCO	FEDERAL NATL MTG ASSN REMIC	7 5% 25 Oct 2022	4 603 811 78	95 7592	4 408 572 97	103 4080	4 760 817 61
RF PIMCO	FEDERAL NATL MTG ASSN REMIC	8 5% 25 Feb 2023	4 154 048 36	83 9165	3 485 931 45	97 8430	4 064 445 54
RF PIMCO	FEDERAL NATL MTG ASSN GTD	6% 25 Dec 2008	171 745 98	99 6875	171 209 26	99 5310	170 940 47
RF PIMCO	FEDERAL NATL MTG ASSN	6 625% 15 Nov 2010	2 000 000 00	104 2045	2 084 090 74	104 9370	2 098 740 00
RF PIMCO	FEDERAL HOME LN MTG CORP	6 85% 18 Dec 2027	1 700 000 00	94 1875	1 601 187 50	96 4680	1 639 956 00
RF PIMCO	FNMA POOL 059149	8 75% 01 Jan 2018	99 266 20	100 3750	99 638 40	99 1560	98 428 39
RF PIMCO	FNMA POOL 064728	6 75% 01 Oct 2027	535 050 35	100 3750	537 056 81	99 1560	530 534 53
RF PIMCO	FNMA POOL 065387	6 75% 01 May 2018	243 162 24	100 3750	244 074 18	99 1560	241 109 95
RF PIMCO	FNMA POOL 064763	6 75% 01 Sep 2018	32 013 57	100 3749	32 133 60	99 1560	31 743 38
RF PIMCO	FNMA POOL 086356	6 798% 01 Jun 2019	134 453 44	100 3750	134 957 66	99 1560	133 318 65
RF PIMCO	FNMA POOL 086642	6 759% 01 May 2029	431 929 72	100 3750	433 549 47	99 1560	428 284 23
RF PIMCO	FNMA POOL 093361	6 708% 01 Nov 2019	89 176 31	100 3750	89 510 70	99 1560	88 423 66
RF PIMCO	FNMA POOL 252142	6% 01 Oct 2026	6 122 170 25	99 4063	6 085 819 68	96 8430	5 928 693 34
RF PIMCO	FNMA POOL 446656	6 5% 01 Jul 2008	263 409 26	97 0625	255 671 60	100 0310	263 490 82
RF PIMCO	FNMA POOL 544781	8 558% 01 Feb 2030	5 668 266 42	98 5312	5 585 013 70	100 8750	5 717 863 75
RF PIMCO	GNMA POOL II 008927	8 75% 20 Jul 2028	1 421 845 88	102 1875	1 452 948 75	101 0000	1 436 064 34
RF PIMCO	GNMA POOL II 008949	7% 20 Aug 2026	1 325 395 46	102 0054	1 351 975 38	101 0000	1 338 649 41
RF PIMCO	GNMA POOL 508940	7 5% 15 Aug 2029	116 354 94	97 9688	113 991 48	101 7180	116 353 92
RF PIMCO	GNMA POOL 519671	7 5% 15 Sep 2028	94 537 02	97 9688	92 618 74	101 7180	96 161 17
RF PIMCO	GNMA II POOL 060037	6 5% 20 Dec 2026	543 714 57	101 1875	550 171 19	100 5790	546 862 68
RF PIMCO	GNMA II POOL 80354	6% 20 Dec 2029	8 038 890 35	99 6563	8 011 356 32	100 5940	8 086 741 95
RF PIMCO	UNITED STATES TREAS BILLS	0 01% 01 Feb 2001	255 000 00	98 6516	251 561 67	98 6516	251 561 66
RF PIMCO	UNITED STATES TRES BD STRP PRN	0% 15 Feb 2015	1 400 000 00	40 7400	570 380 00	45 8170	641 438 00
RF PIMCO	UNITED STATES TRES BD STRP PRN	0% 15 Aug 2015	1 700 000 00	41 0820	698 394 00	44 4410	755 497 00
RF PIMCO	UNITED STATES TRES BD STRP PRN	0% 15 Feb 2019	1 500 000 00	33 3720	500 580 00	36 0880	541 290 00
RF PIMCO	UNITED STATES TRES BD STRP PRN	0% 15 Nov 2021	1 800 000 00	28 7130	516 834 00	30 7310	553 158 00
RF PIMCO	UNITED STATES TREAS BDS	8 875% 15 Feb 2019	2 700 000 00	125 8247	3 397 265 61	137 4220	3 710 394 00
RF PIMCO	UNITED STATES TREAS BDS	8 75% 15 Aug 2020	2 400 000 00	136 0505	3 265 212 77	137 3440	3 296 258 00
RF PIMCO	UNITED STATES TREAS BDS	7 125% 15 Feb 2023	5 900 000 00	115 9005	6 838 131 09	119 1560	7 030 204 00
RF PIMCO	UNITED STATES TREAS BDS	3 675% 15 Apr 2029	8 000 000 00	99 1665	7 933 320 73	102 5000	8 200 000 00

THE ROCKEFELLER FOUNDATION
990 HOLDINGS
AS OF DECEMBER 31 2000

Fund Name	Security Name	Security Description	Shares/Par Value	Base Unit Cost	Base Total Cost	Base Price		Base Market Value
						Amount		
RF PIMCO	UNITED STATES TREAS NTS	3 375% 15 Jan 2007	4 408 840 00	97 1395	4 282 726 36	98 0940		4 324 807 51
RF PIMCO	UNITED STATES TREAS NTS	3 625% 15 Jul 2002	760 473 00	79 0988	601 525 31	100 1090		761 301 92
RF PIMCO	UNITED STATES TREAS NTS	3 625% 15 Jan 2008	1 615 455 00	97 0529	1 567 846 52	99 2340		1 603 080 61
RF GOLDMAN SACHS	FNMA TBA JAN 30 SINGLE FAM	6 5% 01 Dec 2099	5 000 000 00	97 8888	4 893 437 50	98 6250		4 931 250 00
RF GOLDMAN SACHS	FNMA TBA JAN 15 SINGLE FAM	7 5% 01 Dec 2099	(4 000 000 00)	102 0313	(4 081 250 00)	102 1250		(4 085 000 00)
RF GOLDMAN SACHS	FNMA TBA JAN 15 SINGLE FAM	7 5% 01 Dec 2099	8 000 000 00	101 7989	8 143 750 00	102 1250		8 170 000 00
RF GOLDMAN SACHS	FNMA TBA JAN 15 SINGLE FAM	8% 01 Dec 2099	4 000 000 00	102 8125	4 112 500 00	103 0000		4 120 000 00
RF GOLDMAN SACHS	FNMA TBA JAN 30 SINGLE FAM	8% 01 Dec 2099	22 000 000 00	102 3040	22 506 875 00	102 4690		22 543 180 00
RF GOLDMAN SACHS	GNMA TBA JAN 30 SINGLE FAM	6 5% 15 Dec 2099	245 962 00	98 2813	241 734 53	98 8750		243 194 93
RF GOLDMAN SACHS	FHLMC TBA JAN 30 GOLD SINGLE	6% 01 Dec 2099	(4 000 000 00)	98 0000	(3 840 000 00)	96 8750		(3 875 000 00)
RF - GOLDMAN SACHS	FHLMC TBA JAN 30 GOLD SINGLE	6 5% 01 Dec 2099	(1 871 195 00)	98 9375	(1 850 251 05)	98 6880		(1 845 332 92)
RF GOLDMAN SACHS	FHLMC TBA JAN 30 GOLD SINGLE	6 5% 01 Dec 2099	2 000 000 00	98 7856	1 975 312 50	98 8880		1 973 760 00
RF GOLDMAN SACHS	FEDERAL HOME LN MTG PC GTD	7% 15 Jun 2006	381 329 00	99 7500	380 375 67	100 1870		382 042 09
RF GOLDMAN SACHS	FEDERAL HOME LN MTG PC GTD	7 8429% 15 May 2008	1 208 076 40	97 1250	1 173 344 20	103 0716		1 245 183 07
RF GOLDMAN SACHS	FED HM LN PC C00652	6% 01 Sep 2028	1 105 206 63	93 2104	1 030 187 62	96 9060		1 071 011 54
RF GOLDMAN SACHS	FED HM LN PC C00680	6% 01 Nov 2028	2 298 212 39	91 6782	2 106 958 95	96 9060		2 227 105 70
RF GOLDMAN SACHS	FED HM LN PC C21062	6% 01 Jan 2029	899 766 40	91 9297	827 152 44	98 9060		871 927 63
RF GOLDMAN SACHS	FED HM LN PC C43130	6 5% 01 Feb 2029	1 971 194 60	98 4492	1 901 201 79	98 7500		1 948 554 67
RF GOLDMAN SACHS	FEDERAL HOME LN MTG PC CORP	6% 15 Dec 2007	2 000 000 00	98 2031	1 964 062 50	98 0310		1 960 620 00
RF - GOLDMAN SACHS	FEDERAL NATL MTG ASSN REMIC	10 0496% 25 Dec 2020	4 330 99	3 200 0009	138 591 72	2 283 2240		98 886 20
RF - GOLDMAN SACHS	FEDERAL NATL MTG ASSN REMIC	7% 25 Jun 2020	5 864 868 66	100 0469	5 867 617 82	100 0310		5 866 686 77
RF - GOLDMAN SACHS	FEDERAL NATL MTG ASSN REMIC	7 825% 25 Aug 2023	3 000 000 00	102 7500	3 082 500 00	101 3430		3 040 290 00
RF - GOLDMAN SACHS	FEDERAL NATL MTG ASSN REMIC	6 25% 25 Dec 2017	2 978 626 04	99 4083	2 960 940 45	99 6250		2 967 456 20
RF - GOLDMAN SACHS	FEDERAL NATL MTG ASSN GTD	3 985% 25 Oct 2008	1 901 918 10	90 6193	1 723 504 80	97 2800		1 850 185 93
RF GOLDMAN SACHS	FEDERAL NATL MTG ASSN	6 5% 25 Feb 2021	1 595 195 16	11 3438	180 954 96	5 3120		84 736 77
RF GOLDMAN SACHS	FNMA POOL 251985	6 5% 01 Oct 2028	3 044 544 88	96 2344	2 929 898 84	98 6880		3 004 600 55
RF GOLDMAN SACHS	FNMA POOL 252093	6 5% 01 Nov 2028	935 936 50	94 9809	888 774 07	98 6880		923 657 01
RF - GOLDMAN SACHS	FNMA POOL 252343	7% 01 Mar 2029	110 528 81	97 4063	107 661 97	100 1870		110 735 50
RF - GOLDMAN SACHS	FNMA POOL 253588	8 5% 01 Dec 2030	52 640 97	102 4219	53 915 87	103 0310		54 236 52
RF - GOLDMAN SACHS	FNMA POOL 343046	6 5% 01 Apr 2026	231 158 04	99 8250	230 291 20	98 8120		228 411 88
RF GOLDMAN SACHS	FNMA POOL 376781	6 5% 01 Sep 2027	51 575 30	98 3281	50 713 00	98 7500		50 930 61
RF GOLDMAN SACHS	FNMA POOL 399715	6 5% 01 Sep 2027	798 364 32	98 3281	785 016 65	98 7500		788 384 77
RF GOLDMAN SACHS	FNMA POOL 408973	6 5% 01 Dec 2027	549 170 25	98 3281	539 988 80	98 7500		542 305 62
RF GOLDMAN SACHS	FNMA POOL 451730	6 5% 01 Dec 2028	958 441 60	94 3438	904 229 75	98 6880		945 866 85
RF GOLDMAN SACHS	FNMA POOL 453712	6% 01 Dec 2028	301 626 96	91 8750	277 119 78	98 8430		292 104 60
RF GOLDMAN SACHS	FNMA POOL 453873	6% 01 Jan 2029	49 877 75	91 6758	45 725 83	98 8430		46 303 11
RF GOLDMAN SACHS	FNMA POOL 455879	6 5% 01 Dec 2028	980 299 32	94 3438	905 982 39	98 6880		947 700 18
RF GOLDMAN SACHS	FNMA POOL 457018	6% 01 Jan 2029	371 138 00	91 8750	340 983 03	98 8430		359 421 17
RF GOLDMAN SACHS	FNMA POOL 459352	6 5% 01 Feb 2029	153 978 65	92 8125	142 911 39	98 6880		151 958 45
RF - GOLDMAN SACHS	FNMA POOL 461429	6% 01 Jan 2029	297 762 70	91 8750	273 569 50	98 8430		288 362 33
RF GOLDMAN SACHS	FNMA POOL 510522	6 5% 01 Oct 2028	1 841 706 91	93 9531	1 730 340 38	98 6880		1 817 543 72
RF GOLDMAN SACHS	FNMA POOL 547551	6 5% 01 Jul 2030	947 359 52	102 4219	970 303 38	103 0310		978 073 99
RF GOLDMAN SACHS	GNMA POOL 354790	6 5% 15 Apr 2024	36 105 91	94 4375	34 097 51	99 3120		35 857 50
RF GOLDMAN SACHS	GNMA POOL 354779	6 5% 15 Mar 2024	315 625 59	94 3594	297 822 34	99 3120		313 454 09
RF GOLDMAN SACHS	GNMA POOL 356316	6 5% 15 Jun 2023	155 288 37	94 3594	148 527 25	99 3440		154 267 69
RF GOLDMAN SACHS	GNMA POOL 358433	6 5% 15 Oct 2023	66 103 14	93 4258	61 757 38	99 3440		65 669 50
RF GOLDMAN SACHS	GNMA POOL 366361	6 5% 15 Nov 2023	569 769 63	93 4258	532 311 72	99 3440		566 031 94
RF GOLDMAN SACHS	GNMA POOL 365682	6 5% 15 Aug 2023	49 616 99	94 3594	46 818 28	99 3440		49 291 50
RF GOLDMAN SACHS	GNMA POOL 365913	6 5% 15 Jan 2024	1 662 324 91	94 4375	1 569 858 10	99 3440		1 651 420 06
RF GOLDMAN SACHS	GNMA POOL 368525	6 5% 15 Mar 2024	38 351 92	94 4375	36 218 60	99 3120		38 088 06
RF GOLDMAN SACHS	GNMA POOL 369302	6 5% 15 Oct 2023	237 981 87	94 3808	224 632 55	99 3440		236 420 71
RF GOLDMAN SACHS	GNMA POOL 370098	6 5% 15 Nov 2023	224 947 15	94 3906	212 329 02	99 3440		223 471 50
RF GOLDMAN SACHS	GNMA POOL 370999	6 5% 15 Jan 2024	648 838 75	94 6563	614 166 43	99 3440		644 582 37
RF GOLDMAN SACHS	GNMA POOL 371924	6 5% 15 Mar 2024	37 716 70	94 4375	35 618 71	99 3120		37 457 21
RF - GOLDMAN SACHS	GNMA POOL 376367	6 5% 15 Jan 2024	76 357 08	94 6563	74 169 88	99 3440		77 843 06
RF - GOLDMAN SACHS	GNMA POOL 377026	6 5% 15 Dec 2023	15 889 78	94 3594	14 983 48	99 3440		15 785 52
RF - GOLDMAN SACHS	GNMA POOL 386197	6 5% 15 May 2024	142 814 49	94 6562	135 182 83	99 3120		141 831 93
RF - GOLDMAN SACHS	GNMA POOL 417242	6 5% 15 Feb 2026	422 837 84	92 9844	393 173 14	99 1560		419 289 09
RF GOLDMAN SACHS	GNMA POOL 421705	6 5% 15 Mar 2026	2 957 960 34	96 2989	2 848 423 37	99 0310		2 929 297 70
RF GOLDMAN SACHS	GNMA POOL 422480	6 5% 15 Mar 2026	455 734 22	92 9844	423 761 62	99 0310		451 316 16
RF GOLDMAN SACHS	GNMA POOL 422506	6 5% 15 Mar 2026	917 505 88	92 9844	853 137 11	99 0310		908 615 25
RF GOLDMAN SACHS	GNMA POOL 182892	8% 15 Apr 2017	539 587 69	102 3750	552 402 90	103 8120		560 156 77
RF GOLDMAN SACHS	GNMA POOL 205506	8% 15 May 2017	441 769 40	102 3750	452 281 43	103 8120		458 609 65
RF GOLDMAN SACHS	GNMA POOL 780033	6 5% 15 Jul 2024	906 245 33	94 3655	855 183 17	99 3440		900 300 36
RF GOLDMAN SACHS	GNMA POOL 780948	6 5% 15 Dec 2023	6 188 736 27	93 7594	5 802 522 03	99 3440		6 148 138 18
RF GOLDMAN SACHS	SMALL BUSINESS ADMIN	6 3% 01 Jun 2018	1 479 664 01	100 4004	1 485 588 03	98 5313		1 457 931 44

THE ROCKEFELLER FOUNDATION
990 HOLDINGS
AS OF DECEMBER 31 2000

Fund Name	Security Name	Security Description	Shares/Par Value	Base Unit Cost	Base Total Cost	Base Price Amount	Base Market Value
RF GOLDMAN SACHS	UNITED STATES TRES BD STRP P+1	0% 15 Nov 2009	800 000 00	57 4428	459 542 35	62 1570	497 256 00
RF GOLDMAN SACHS	UNITED STATES TRES BD STRP PRN	0% 15 Nov 2021	1 350 000 00	30 3730	410 035 50	30 7310	414 868 50
RF GOLDMAN SACHS	UNITED STATES TRES BD STRP PR	0% 15 Nov 2024	5 410 000 00	25 1665	1 361 508 90	25 9660	1 404 760 60
RF GOLDMAN SACHS	UNITED STATES TRES BD STRP	0% 15 Aug 2025	3 870 000 00	22 6811	877 759 51	25 2160	875 659 20
RF GOLDMAN SACHS	UNITED STATES TRES BD	0% 15 Aug 2026	210 000 00	21 7005	154 073 78	23 9030	169 711 30
RF GOLDMAN SACHS	UNITED STATES TRES BD	0% 15 Nov 2028	1 540 000 00	22 5739	347 638 39	23 6040	363 501 60
RF GOLDMAN SACHS	UNITED STATES TRES BDS	8 875% 15 Aug 2017	7 650 000 00	132 8961	10 166 550 20	135 9220	10 398 033 00
RF GOLDMAN SACHS	UNITED STATES TRES BDS	8 875% 15 Aug 2025	500 000 00	116 1717	580 858 32	116 9840	584 920 00
RF - GOLDMAN SACHS	UNITED STATES TRES SC STRP INT	0% 15 Feb 2014	4 220 000 00	48 3285	2 039 482 42	48 9180	2 064 339 60
RF BLACKROCK	FNMA TBA JAN 30 SINGLE FAM	7 5% 01 Dec 2009	(1 500 000 00)	101 4688	(1 522 031 25)	101 4690	(1 522 035 00)
RF BLACKROCK	GNMA TBA JAN 30 SINGLE FAM	7% 15 Dec 2009	2 000 000 00	100 3125	2 008 250 00	100 4380	2 008 760 00
RF BLACKROCK	GNMA TBA JAN 30 SINGLE FAM	7 5% 15 Dec 2009	1 500 000 00	101 7188	1 525 781 25	101 7190	1 525 785 00
RF BLACKROCK	FHLMC TBA JAN 30 GOLD SINGLE	6 5% 01 Dec 2009	(2 000 000 00)	98 2813	(1 965 625 00)	98 6880	(1 973 760 00)
RF BLACKROCK	FED HM LN PC E57821	7% 01 Aug 2008	688 298 56	100 5620	692 166 81	101 4370	698 189 41
RF BLACKROCK	FED HM LN PC E59045	7% 01 Jun 2009	570 934 64	100 2290	572 242 09	101 3750	578 784 99
RF BLACKROCK	FED HM LN PC S10081	8 5% 01 Jun 2029	1 816 680 00	29 6875	539 326 88	28 4880	480 838 86
RF BLACKROCK	FED HM LN PC G10784	5 5% 01 Jun 2011	1 344 429 20	93 2266	1 253 365 13	98 0310	1 317 957 39
RF BLACKROCK	FED HM LN PC G10724	5 5% 01 Jul 2011	633 367 40	93 2266	590 466 66	98 0310	620 896 40
RF BLACKROCK	FED HM LN PC G10982	6% 01 Jan 2012	1 006 474 13	97 2656	978 953 35	99 2700	999 126 87
RF BLACKROCK	FED HM LN PC D68308	7% 01 Jan 2026	95 378 49	101 8437	97 137 03	100 4370	95 795 29
RF BLACKROCK	FED HM LN PC E75480	6% 01 Mar 2014	41 453 58	96 7813	41 362 91	98 8750	40 987 23
RF BLACKROCK	FED HM LN PC 555338	9% 01 Jun 2019	1 792 563 00	103 8125	1 860 904 47	102 9370	1 845 210 58
RF BLACKROCK	FED HM LN PC 555343	8 5% 01 May 2017	1 828 818 00	102 6250	1 878 824 48	102 8430	1 880 811 30
RF BLACKROCK	FED HM LN PC 555457	8 5% 01 Sep 2021	514 553 29	102 6250	528 080 31	103 2020	531 029 29
RF BLACKROCK	FED HM LN PC C00785	6 5% 01 Jun 2029	1 583 035 40	93 3008	1 478 981 61	98 6870	1 582 250 15
RF BLACKROCK	FED HM LN PC C00859	6 5% 01 Sep 2029	30 547 51	95 3437	29 125 14	98 6870	30 146 42
RF BLACKROCK	FED HM LN PC C00880	6 5% 01 Nov 2029	114 584 24	95 3438	109 248 92	98 6870	113 079 75
RF BLACKROCK	FED HM LN PC C00984	8% 01 May 2030	292 660 79	100 5937	294 398 46	102 5310	300 068 03
RF BLACKROCK	FED HM LN PC C15477	7% 01 Jan 2028	2 132 187 38	101 8438	2 171 499 60	100 3430	2 139 500 78
RF BLACKROCK	FED HM LN PC C15687	7% 01 Oct 2028	811 629 23	101 8437	826 593 63	100 2500	813 658 30
RF BLACKROCK	FED HM LN PC C22101	6 5% 01 Feb 2029	331 025 64	92 9688	307 750 41	98 7500	326 887 82
RF BLACKROCK	FED HM LN PC C25484	6% 01 Apr 2029	447 364 34	92 4687	413 672 21	96 8750	433 384 20
RF BLACKROCK	FED HM LN PC C25598	6 5% 01 Apr 2029	459 297 87	94 8359	435 579 44	98 6870	453 267 29
RF BLACKROCK	FED HM LN PC C25729	6% 01 May 2029	525 033 51	92 4687	485 491 82	96 8750	506 626 21
RF BLACKROCK	FED HM LN PC C26988	6 5% 01 May 2029	952 983 13	93 1875	888 042 53	98 6870	940 450 72
RF BLACKROCK	FED HM LN PC C28042	6 5% 01 Jun 2029	1 223 399 05	91 6583	1 121 321 69	98 6870	1 207 335 82
RF BLACKROCK	FED HM LN PC C28180	6 5% 01 Jun 2029	66 042 87	95 3437	62 967 74	98 6870	65 175 73
RF BLACKROCK	FED HM LN PC C28420	6 5% 01 Jul 2029	93 990 76	95 3438	89 614 32	98 6870	92 756 66
RF BLACKROCK	FED HM LN PC C28775	6 5% 01 Jul 2029	89 619 15	95 3437	85 446 25	98 6870	88 442 45
RF BLACKROCK	FED HM LN PC C29261	6 5% 01 Jul 2029	644 652 47	93 0195	599 652 71	98 6870	636 188 18
RF BLACKROCK	FED HM LN PC C32963	6 5% 01 Nov 2029	88 739 63	95 3437	84 607 69	98 6870	87 574 48
RF BLACKROCK	FED HM LN PC E00075	7 5% 01 Feb 2007	43 039 40	100 7500	43 362 19	102 0050	43 902 34
RF BLACKROCK	FED HM LN PC E00285	7% 01 Jan 2009	116 002 24	98 7656	114 570 34	101 4080	117 633 23
RF BLACKROCK	FED HM LN PC E20156	7% 01 Dec 2009	744 768 08	100 2290	746 474 58	101 3750	755 009 65
RF BLACKROCK	FEDERAL HOME LN MTG PC GTD	6% 15 Dec 2008	1 216 783 80	98 1567	1 194 355 35	99 5930	1 211 831 49
RF BLACKROCK	FED HM LN PC D51535	7% 01 May 2024	144 868 67	101 8437	147 539 67	100 5620	145 682 83
RF BLACKROCK	FED HM LN PC E42177	7% 01 Nov 2007	338 094 87	100 5050	339 802 24	101 4370	342 953 29
RF BLACKROCK	FED HM LN PC E42777	7% 01 Dec 2007	303 855 38	100 5620	305 563 03	101 4370	308 221 78
RF BLACKROCK	FED HM LN PC E47888	7% 01 Jun 2008	220 615 63	100 5620	221 855 48	101 4080	223 717 49
RF BLACKROCK	FEDERAL NATL MTG ASSN	5 125% 13 Feb 2004	2 430 000 00	98 2078	2 337 849 51	98 5000	2 393 550 00
RF BLACKROCK	FEDERAL NATL MTG ASSN	7 25% 15 Jan 2010	900 000 00	108 4762	976 286 00	108 5940	977 346 00
RF BLACKROCK	FEDERAL NATL MTG ASSN	0 01% 25 Apr 2029	125 000 00	54 6562	68 320 31	47 0930	58 866 25
RF BLACKROCK	FEDERAL NATL MTG ASSN	0 01% 25 Dec 2023	95 000 00	53 4326	50 780 94	48 0310	45 629 45
RF BLACKROCK	FEDERAL NATL MTG ASSN GTD	0 0001% 25 Oct 2029	92 578 08	52 0000	48 140 59	63 2180	58 526 00
RF BLACKROCK	FEDERAL NATL MTG ASSN REMIC	41% 25 Apr 2019	2 837 77	2 639 8073	74 611 66	1 808 0310	51 307 77
RF BLACKROCK	FNMA POOL 050655	7% 01 Nov 2022	5 844 19	98 4952	5 854 74	100 6250	5 981 34
RF BLACKROCK	FNMA POOL 050795	7% 01 Sep 2023	37 050 95	98 3440	36 437 38	100 5620	37 259 18
RF BLACKROCK	FNMA POOL 050913	7% 01 Oct 2023	457 698 49	98 1870	449 400 42	100 5620	460 270 78
RF BLACKROCK	FEDERAL NATL MTG ASSN MTN	6 27% 05 Feb 2008	2 075 000 00	98 7469	2 048 997 44	98 4530	2 042 899 75
RF BLACKROCK	FEDERAL NATL MTG ASSN MTN	6 51% 08 Apr 2009	2 200 000 00	100 6300	2 213 860 00	99 6490	2 192 278 00
RF BLACKROCK	FEDERAL NATL MTG ASSN STRP MTG	5 06% 01 Sep 2010	5 563 10	1 380 9692	76 824 70	1 091 3750	60 714 28
RF BLACKROCK	FNMA POOL 188737	7% 01 Nov 2022	4 064 48	98 4953	4 003 32	100 6250	4 069 88
RF BLACKROCK	FNMA POOL 190096	7% 01 Nov 2023	83 161 22	98 3440	81 784 09	100 5620	83 628 58
RF BLACKROCK	FNMA POOL 193319	7% 01 Dec 2022	160 418 91	98 4950	158 004 60	100 6250	161 421 53
RF BLACKROCK	FNMA POOL 206768	7% 01 May 2023	105 938 85	98 1870	104 016 18	100 5620	106 534 23
RF BLACKROCK	FNMA POOL 214991	7% 01 May 2023	166 355 43	98 4950	163 851 78	100 5620	167 290 35

THE ROCKEFELLER FOUNDATION
990 HOLDINGS
AS OF DECEMBER 31 2000

Fund Name	Security Name	Security Description	Shares/Par Value	Base Unit Cost	Base Total Cost	Base Price		Base Market Value
						Amount		
RF BLACKROCK	FNMA POOL 214992	7% 01 Apr 2023	230 885 12	98 4950	227 390 61	100 5620		232 162 58
RF BLACKROCK	FNMA POOL 246876	7% 01 Nov 2023	126 501 75	98 3440	124 408 87	100 5620		127 212 69
RF BLACKROCK	FNMA POOL 246838	6 5% 01 Dec 2012	386 919 75	101 1875	391 514 44	100 1140		387 360 84
RF BLACKROCK	FNMA POOL 252213	6% 01 Jan 2014	50 513 85	96 0156	48 885 23	98 7810		50 293 21
RF BLACKROCK	FNMA POOL 252382	8% 01 Apr 2014	40 282 35	95 6797	38 542 03	98 7180		39 765 93
RF BLACKROCK	FNMA POOL 260268	7% 01 Dec 2023	444 787 71	98 4950	438 093 87	100 5620		447 287 42
RF BLACKROCK	FNMA POOL 265750	7% 01 Mar 2024	122 042 85	98 1870	119 830 20	100 5000		122 653 08
RF BLACKROCK	FNMA POOL 280604	7% 01 Mar 2022	249 803 28	98 4950	248 043 72	100 5620		251 207 15
RF BLACKROCK	FNMA POOL 290497	7% 01 Jul 2025	315 813 70	102 1875	322 722 14	100 3750		318 998 00
RF BLACKROCK	FNMA POOL 290894	7% 01 Jul 2024	334 802 04	98 7980	330 777 72	100 5000		336 476 05
RF BLACKROCK	FNMA POOL 292504	7% 01 Aug 2024	182 358 43	98 3440	179 338 63	100 5000		183 268 21
RF BLACKROCK	FNMA POOL 323425	6% 01 Dec 2028	569 540 67	96 9062	551 920 50	98 8430		551 560 27
RF BLACKROCK	FNMA POOL 323437	5 5% 01 Dec 2013	2 424 713 89	98 3931	2 385 751 72	97 2180		2 357 258 35
RF BLACKROCK	FNMA POOL 405734	6% 01 Apr 2013	162 305 24	100 1875	162 609 58	98 7810		160 326 74
RF BLACKROCK	FNMA POOL 421030	5 5% 01 Apr 2013	378 287 36	98 2344	371 608 21	97 2180		367 763 41
RF BLACKROCK	FNMA POOL 430987	5 5% 01 Apr 2014	495 678 06	93 8750	465 315 90	97 2180		481 886 35
RF BLACKROCK	FNMA POOL 433679	6% 01 Nov 2028	452 261 40	96 9063	438 269 58	98 8430		437 983 51
RF BLACKROCK	FNMA POOL 434439	5 5% 01 Dec 2013	559 418 85	98 5000	551 027 55	97 2180		543 855 82
RF BLACKROCK	FNMA POOL 438252	5 5% 01 Jul 2013	775 220 88	98 2344	761 533 34	97 2180		753 654 22
RF BLACKROCK	FNMA POOL 440780	5 5% 01 Dec 2013	427 944 24	98 5000	421 525 08	97 2180		418 038 83
RF BLACKROCK	FNMA POOL 444417 444314	5 5% 01 Oct 2013	654 006 21	98 2344	642 458 89	97 2180		635 811 78
RF BLACKROCK	FNMA POOL 445549	5 5% 01 Dec 2013	2 291 608 33	98 5000	2 257 234 19	97 2180		2 227 855 79
RF BLACKROCK	FNMA POOL 445254	5 5% 01 Dec 2013	1 271 950 72	98 5000	1 252 871 48	97 2180		1 236 565 05
RF BLACKROCK	FNMA POOL 448486	6% 01 Nov 2013	155 633 10	100 1875	155 924 90	98 7810		153 735 93
RF BLACKROCK	FNMA POOL 445837	5 5% 01 Oct 2013	440 522 75	98 2344	438 638 83	97 2180		434 100 49
RF BLACKROCK	FNMA POOL 44447857	6% 01 Nov 2013	23 978 01	95 9687	23 012 35	98 7810		23 686 71
RF BLACKROCK	FNMA POOL 449178	5 5% 01 Dec 2013	838 513 12	95 8439	801 745 58	97 2180		813 241 33
RF BLACKROCK	FNMA POOL 448308	5 5% 01 Dec 2013	1 682 041 80	98 8750	1 663 118 54	97 2180		1 635 247 20
RF BLACKROCK	FNMA POOL 450989	6% 01 Nov 2013	24 825 78	95 9688	23 920 87	98 7810		24 821 93
RF BLACKROCK	FNMA POOL 450625	5 5% 01 Dec 2013	1 123 597 83	98 5000	1 106 743 84	97 2180		1 082 339 34
RF BLACKROCK	FNMA POOL 456381	5 5% 01 Dec 2013	235 343 58	98 5000	231 813 41	97 2180		228 796 32
RF BLACKROCK	FNMA POOL 455979	6% 01 Apr 2014	45 037 97	96 0156	43 243 49	98 7180		44 460 58
RF BLACKROCK	FNMA POOL 456203	5 5% 01 Dec 2013	700 583 41	98 2858	688 412 99	97 2180		681 073 74
RF BLACKROCK	FNMA POOL 456789	5 5% 01 Dec 2013	726 586 12	98 2858	713 984 37	97 2180		708 372 49
RF BLACKROCK	FNMA POOL 479175	6% 01 Jan 2014	472 779 89	100 1875	473 666 35	98 7810		467 016 70
RF BLACKROCK	FNMA POOL 482383	6% 01 Dec 2013	178 572 72	100 1875	176 803 80	98 7810		174 420 30
RF BLACKROCK	FNMA POOL 482515	5 5% 01 Jan 2014	1 846 428 73	97 0489	1 791 901 39	97 2180		1 795 081 08
RF BLACKROCK	FNMA POOL 486084	6% 01 Apr 2014	310 189 70	92 5937	287 216 26	98 7180		306 213 07
RF BLACKROCK	FNMA POOL 486614	6% 01 Mar 2014	321 555 51	92 5837	297 740 30	98 7180		317 433 17
RF BLACKROCK	FNMA POOL 489128	6 5% 01 Jul 2029	383 560 22	95 4809	368 150 18	98 6250		378 286 27
RF BLACKROCK	FNMA POOL 490312	6% 01 Mar 2014	22 953 07	92 5938	21 253 11	98 7180		22 858 81
RF BLACKROCK	FNMA POOL 491783	6% 01 Mar 2014	684 315 00	96 0158	657 049 33	98 7180		675 542 08
RF BLACKROCK	FNMA POOL 492889	6% 01 Feb 2014	29 797 57	98 0158	28 610 33	98 7810		28 434 34
RF BLACKROCK	FNMA POOL 493037	6% 01 Apr 2014	45 475 48	96 0158	43 663 57	98 7180		44 892 48
RF BLACKROCK	FNMA POOL 493301	6% 01 May 2014	38 234 34	96 0156	34 790 82	98 7180		35 768 82
RF BLACKROCK	FNMA POOL 493828	6 5% 01 Apr 2029	375 449 98	93 5489	351 221 73	98 6250		370 287 54
RF BLACKROCK	FNMA POOL 509723	6 5% 01 Apr 2014	2 305 083 53	98 5625	2 271 947 98	100 3430		2 312 989 97
RF BLACKROCK	FNMA POOL 535018	6% 01 Dec 2011	1 726 583 33	96 8582	1 668 850 69	99 2810		1 714 169 20
RF BLACKROCK	FNMA POOL 535338	8 5% 01 Oct 2028	1 085 583 31	102 5313	2 015 337 14	103 8560		2 037 445 04
RF BLACKROCK	FNMA POOL 540211	7 5% 01 Jun 2030	1 832 150 43	98 2109	1 799 372 11	101 4680		1 859 048 40
RF BLACKROCK	GNMA POOL 345331	7% 15 May 2023	114 571 95	96 1562	110 188 09	100 7500		115 431 24
RF BLACKROCK	GNMA POOL 345338	7% 15 May 2023	21 873 75	98 1582	20 840 65	100 7500		21 838 30
RF BLACKROCK	GNMA POOL 352181	7% 15 May 2023	1 827 231 07	98 6094	1 765 278 51	100 7500		1 840 935 30
RF BLACKROCK	GNMA POOL 354860	7% 15 Oct 2023	449 722 74	96 1583	432 438 52	100 7500		453 095 66
RF BLACKROCK	GNMA POOL 433624	6 5% 15 Feb 2028	442 991 35	93 3750	413 643 17	98 8750		438 007 70
RF BLACKROCK	GNMA POOL 458003	6 5% 15 Feb 2028	89 588 78	93 7031	83 947 47	98 8750		88 580 89
RF BLACKROCK	GNMA POOL 461739	6% 15 May 2030	78 626 74	101 2129	77 558 11	102 6250		78 638 19
RF BLACKROCK	GNMA POOL 462599	6 5% 15 Mar 2028	679 732 44	93 3750	634 700 17	98 8750		672 085 45
RF BLACKROCK	GNMA POOL 489693	6 5% 15 Nov 2028	121 899 43	93 3750	113 822 68	98 8750		120 527 07
RF BLACKROCK	GNMA POOL 470470	6 5% 15 Jun 2029	154 458 99	92 8437	143 405 51	98 8750		152 721 33
RF BLACKROCK	GNMA POOL 471553	6 5% 15 Apr 2029	164 066 02	92 8437	152 325 04	98 8750		162 220 28
RF BLACKROCK	GNMA POOL 471809	6 5% 15 Mar 2028	714 636 37	93 3750	667 291 71	98 8750		706 596 71
RF BLACKROCK	GNMA POOL 472837	6 5% 15 Aug 2028	518 351 40	93 3750	484 010 61	98 8750		512 519 95
RF BLACKROCK	GNMA POOL 472843	6 5% 15 Aug 2028	458 580 65	93 3750	428 199 68	98 8750		453 421 62
RF BLACKROCK	GNMA POOL 484079	6 5% 15 Apr 2029	25 344 36	92 8437	23 530 64	98 8750		25 059 24
RF BLACKROCK	GNMA POOL 500927	6 5% 15 May 2029	25 801 81	92 8437	23 955 36	98 8750		25 511 54

THE ROCKEFELLER FOUNDATION
990 HOLDINGS
AS OF DECEMBER 31 2000

Fund Name	Security Name	Security Description	Shares/Par Value	Base Unit Cost	Base Total Cost	Base Price Amount	Base Market Value
RF BLACKROCK	GNMA POOL 502949	6 5% 15 Feb 2029	116 943 58	93 7031	109 579 79	98 8750	115 627 98
RF BLACKROCK	GNMA POOL 503840	6 5% 15 Apr 2029	31 745 02	93 7031	29 746 08	98 8750	31 387 89
RF BLACKROCK	GNMA POOL 506051	7 5% 15 Nov 2029	88 050 25	100 3437	88 352 92	101 7180	89 562 95
RF BLACKROCK	GNMA POOL 503043	6 5% 15 Jun 2029	451 522 21	92 8437	419 210 14	98 8750	446 412 59
RF BLACKROCK	GNMA POOL 508840	6 5% 15 Jul 2029	65 070 88	92 8438	60 414 25	98 8750	64 338 83
RF BLACKROCK	GNMA POOL 509713	6 5% 15 Aug 2029	457 208 28	93 7031	428 418 43	98 8750	452 064 67
RF BLACKROCK	GNMA POOL 509932	6 5% 15 Jun 2029	401 724 82	93 7031	376 428 70	98 8750	397 205 42
RF BLACKROCK	GNMA POOL 512785	6 5% 15 Jun 2029	28 200 42	92 8437	26 182 32	98 8750	27 883 17
RF BLACKROCK	GNMA POOL 518730	6 5% 15 Jun 2029	24 844 40	92 8437	23 066 45	98 8750	24 564 90
RF BLACKROCK	GNMA POOL 530099	8% 15 Aug 2030	95 774 70	100 8125	96 552 87	102 6250	98 288 79
RF BLACKROCK	GNMA POOL 531123	8% 15 Aug 2030	150 526 40	100 8125	151 749 43	102 6250	154 477 72
RF BLACKROCK	GNMA POOL 327008	7% 15 Jun 2023	755 078 52	98 1563	728 055 20	100 7500	760 741 61
RF BLACKROCK	GNMA POOL 780733	7% 15 Mar 2013	756 398 89	100 2500	758 289 88	102 0000	771 526 87
RF BLACKROCK	UNITED STATES TREAS BDS	12 75% 15 Nov 2010	2 550 000 00	128 3698	3 273 424 20	131 4890	3 352 459 50
RF BLACKROCK	UNITED STATES TREAS BDS	8 5% 15 Feb 2020	2 065 000 00	132 1302	2 728 468 43	134 0470	2 768 070 55
RF BLACKROCK	UNITED STATES TREAS BDS	6 375% 15 Aug 2027	2 030 000 00	110 6448	2 246 090 30	110 7500	2 248 225 00
RF BLACKROCK	UNITED STATES TREAS BDS	3 625% 15 Apr 2028	2 608 669 50	88 9189	2 319 600 40	98 0940	2 558 948 26
RF BLACKROCK	UNITED STATES TREAS BDS	3 88% 15 Apr 2029	1 428 813 00	96 4295	1 377 797 29	102 5000	1 464 533 32
RF BLACKROCK	UNITED STATES TREAS BDS	6 125% 15 Aug 2028	830 000 00	107 5838	892 945 88	108 7660	902 757 80
RF BLACKROCK	UNITED STATES TREAS NTS	5 75% 31 Oct 2002	1 100 000 00	99 7916	1 097 707 29	100 8910	1 109 801 00
RF BLACKROCK	UNITED STATES TREAS NTS	3 625% 15 Jan 2008	1 615 455 00	98 8102	1 583 925 15	99 2340	1 603 080 61
RF BLACKROCK	UNITED STATES TREAS NTS	3 875% 15 Jan 2009	1 060 920 00	98 0445	1 040 173 58	100 8120	1 069 534 67
RF BLACKROCK	UNITED STATES TREAS NTS	6 5% 28 Feb 2002	2 900 000 00	100 3414	2 809 899 25	101 1720	2 933 888 00
RF BLACKROCK	UNITED STATES TREAS NTS	6 75% 15 May 2005	48 000 00	103 7167	47 709 68	108 5310	49 004 28
RF BLACKROCK	UNITED STATES TREAS NTS	6 125% 31 Aug 2002	1 350 000 00	100 2016	1 352 722 21	101 3280	1 367 928 00
RF BLACKROCK	UNITED STATES TREAS NTS	5 625% 30 Nov 2002	1 445 000 00	100 4843	1 452 142 81	100 8125	1 456 740 63
RF-LOOMIS SAYLES	FEDERAL HOME LN MTG CORP	6% 15 Jul 2026	2 500 000 00	85 9531	2 148 828 13	94 7180	2 367 850 00
RF-LOOMIS SAYLES	FNMA POOL 323821	6% 01 Jul 2029	3 671 648 48	90 7188	3 330 874 05	98 8430	3 555 734 54
RF-LOOMIS SAYLES	SOUTH AFRICA REP	8 5% 23 Jun 2017	4 600 000 00	86 3359	3 971 450 46	89 7500	4 128 500 00
DOMESTIC GOVERNMENT BOND TOTAL			404,623,451 19		383,805,289 22		392,408,608 85
FOREIGN GOVERNMENT BONDS							
ARGENTINA							
RF-LOOMIS SAYLES	ARGENTINA REP	9 75% 19 Sep 2027	1 500 000 00	77 3526	1 160 289 65	80 8000	1 212 000 00
RF-LOOMIS SAYLES	ARGENTINA REP	8 875% 01 Mar 2029	1 000 000 00	75 0880	750 880 32	85 3600	653 600 00
BRAZIL							
RF-LOOMIS SAYLES	BRAZIL FEDERATIVE REP	10 125% 15 May 2027	1 600 000 00	93 5414	1 498 662 72	80 2500	1 284 000 00
RF-LOOMIS SAYLES	BRAZIL(FED REP OF)	8% 15 Apr 2014	6 957 466 50	68 5701	4 770 743 71	78 5650	5 326 984 23
CANADA							
RF WESTERN ASSET MANAGEMENT	QUEBEC PROV CDA MTN	7 22% 22 Jul 2006	330 000 00	115 8536	382 316 98	109 7660	362,227 80
RF GOLDMAN SACHS	QUEBEC PROV CDA	5 735% 02 Mar 2026	215 000 00	105 9495	227 791 34	108 1110	228 138 85
RF GOLDMAN SACHS	SASKATCHEWAN PROV CDA	6 5% 15 Jul 2022	175 000 00	111 8752	195 431 58	118 1730	203 302 75
RF BLACKROCK	QUEBEC PROV CDA	7 125% 09 Feb 2024	500 000 00	96 8315	484 157 55	102 0580	510 290 00
RF-LOOMIS SAYLES	ALBERTA PROV	5 4% 15 Jun 2010	4 855 344 79	65 0569	3 028 621 20	65 8965	3 067 707 10
RF-LOOMIS SAYLES	BRITISH COLUMBIA	0 01% 19 Nov 2027	8 850 000 00	10 9692	951 429 23	12 8698	1 113 148 86
RF-LOOMIS SAYLES	BRITISH COLUMBIA PROV DEP	0 01% 09 Jun 2022	29 250 000 00	15 4232	4 511 283 60	17 1397	5 013 368 77
RF-LOOMIS SAYLES	CANADA GOVT	0% 01 Jun 2025	21 200 000 00	19 0499	4 038 582 25	18 9708	3 597 770 45
RF-LOOMIS SAYLES	CANADA GOVT	0% 01 Jun 2022	8 900 000 00	20 2311	1 800 568 93	19 6597	1 749 711 72
RF-LOOMIS SAYLES	CANADA GOVT	0% 01 Oct 2007	400 000 00	46 2515	185 005 85	48 0410	184 164 13
RF-LOOMIS SAYLES	ONTARIO PROVINCE	0 01% 02 Jun 2027	10 100 000 00	16 0558	1 621 837 26	13 5858	1 372 187 13
RF-LOOMIS SAYLES	SASKATCHEWAN PROV CTF DEP	0 01% 30 May 2025	10 000 000 00	18 9821	127 179 85	14 5339	97 378 68
RF-LOOMIS SAYLES	MANITOBA (PROV OF)	6 5% 22 Sep 2017	5 000 000 00	73 4045	3 670 223 08	69 5109	3 475 547 40
GERMANY							
RF - PIMCO	GERMANY(FED REP)	5 625% 04 Jan 2028	500 000 00	92 1998	460 998 94	96 5604	482 802 20
RF PIMCO	GERMANY(FEDERAL REPUBLIC OF)	4 75% 04 Jul 2028	250 000 00	81 4071	203 517 64	85 2943	213 235 68
RF PIMCO	GERMANY (FED REP OF)	6 25% 04 Jan 2030	500 000 00	100 8996	503 498 21	105 2917	526 458 59
REPUBLIC OF KOREA							
RF GOLDMAN SACHS	KOREA REP	8 875% 15 Apr 2006	250 000 00	105 4371	263 592 87	107 8950	269 237 50
MEXICO							

THE ROCKEFELLER FOUNDATION
990 HOLDINGS
AS OF DECEMBER 31 2000

Fund Name	Security Name	Security Description	Shares/Par Value	Base Unit Cost	Base Total Cost	Base Price Amount	Base Market Value
RF GOLDMAN SACHS	MEXICO UTD MEX ST	9.875% 01 Feb 2010	840 000 00	102 0048	856 840 23	107 8400	905 856 00
RF GOLDMAN SACHS	NEW ZEALAND	8% 15 Feb 2006	5 230 000 00	42 6430	2 230 071 56	48 4874	2 535 597 14
RF LOOMIS SAYLES	PHILIPPINES	BANGKO SENTRAL NG PHILIPINAS	5 736 000 00	80 7515	4 631 906 27	64 0000	3 671 040 00
RF WESTERN ASSET MANAGEMENT	POLAND	POLAND (REP OF)	1 168 000 00	88 4394	1 032 971 94	96 3750	1 125 660 00
RF GOLDMAN SACHS	POLAND (GOVT OF)	3.5% 27 Oct 2024	850 000 00	64 0913	544 775 68	69 3150	589 177 50
RF GOLDMAN SACHS	POLAND(GOVT OF)	4% 27 Oct 2024	430 000 00	67 7727	291 422 82	75 0650	322 779 50
RF GOLDMAN SACHS	QATAR	QATAR (STATE OF)	350 000 00	99 5747	348 511 52	100 4200	351 470 00
RF GOLDMAN SACHS	QATAR (STATE OF)	9.5% 21 May 2009	110 000 00	105 5645	116 120 96	106 2150	116 836 50
RF - GOLDMAN SACHS	UNITED KINGDOM	TREASURY	2 400 000 00	164 0049	3 936 116 71	171 0101	4 104 243 29
RF LOOMIS SAYLES	VENEZUELA	VENEZUELA REP	1 750 000 00	88 7516	1 553 152 53	64 4000	1 127 000 00
FOREIGN GOVERNMENT BOND TOTAL			121,466 811 29		46,376,302 94		45,793 299 87
MUNICIPAL BONDS							
RF PIMCO	CALIFORNIA ST	4.25% 01 Oct 2026	1 000 000 00	79 4570	794 569 89	87 0540	870 540 00
RF - PIMCO	LONG IS COLLEGE HOSP NY	8.9% 15 Aug 2030	2 000 000 00	100 0000	2 000 000 00	101 6300	2 032 800 00
RF - PIMCO	MASSACHUSETTS ST WTR RES AUTH	4.75% 01 Aug 2037	2 000 000 00	83 2175	1 664 350 59	91 5890	1 831 380 00
RF PIMCO	ORANGE CNTY FL SCH BRD CTFS PA	5% 01 Aug 2024	1 000 000 00	90 7409	907 408 79	97 9600	979 600 00
RF BLACKROCK	NEW JERSEY ECONOMIC DEV AUTH	0.01% 15 Feb 2016	2 275 000 00	25 0820	570 615 50	35 8890	816 474 75
RF BLACKROCK	NEW JERSEY ECONOMIC DEV AUTH	0.01% 15 Feb 2017	800 000 00	23 1770	185 416 00	33 2780	266 224 00
RF BLACKROCK	NEW JERSEY ECONOMIC DEV AUTH	0.01% 15 Feb 2020	840 000 00	18 4350	154 854 00	27 1180	227 791 20
RF BLACKROCK	NEW JERSEY ECONOMIC DEV AUTH	0.01% 15 Feb 2021	600 000 00	17 0880	102 528 00	25 3300	151 980 00
RF BLACKROCK	NEW JERSEY ECONOMIC DEV AUTH	0.01% 15 Feb 2022	840 000 00	15 8382	133 040 55	23 0600	198 744 00
RF BLACKROCK	NEW JERSEY ECONOMIC DEV AUTH	0% 15 Feb 2023	320 000 00	19 5437	62 539 86	22 0990	70 716 80
RF BLACKROCK	NEW JERSEY ECONOMIC DEV AUTH	0.01% 15 Feb 2025	1 115 000 00	13 3280	148 607 20	19 2810	214 983 15
MUNICIPAL BONDS TOTAL			12,790,000 00		6,723 930 18		7,661,033 90
CORPORATE BOND TOTAL			592,090,271.40		527,781,748.41		608,506,128.88
GOVERNMENT BOND TOTAL			528,090,262.48		430,181,692.18		438,201,906.72
MUNICIPAL BOND TOTAL			12,790,000 00		6,723,930 18		7,661,033 90
FIXED INCOME TOTAL			1,130,960,533 88		964,687,267 78		954,318,069 48
OPTIONS							
RF WESTERN ASSET MANAGEMENT	U S TREAS BONDS FUTURES	MAR 102 CALL	(31 000 00)	0.8312	(25 766 98)	3 0313	(93 988 75)
RF WESTERN ASSET MANAGEMENT	U S TREAS NOTES 10YR FUTURES	MAR 105 CALL	(43 000 00)	0.7199	(30 956 98)	0.5938	(25 531 25)
RF WESTERN ASSET MANAGEMENT	U S TREAS BONDS FUTURES	MAR 102 PUT	(49 000 00)	0.9829	(48 161 42)	0.4219	(20 671 88)
RF WESTERN ASSET MANAGEMENT	U S TREAS NOTES 10YR FUTURES	MAR 102 CALL	(36 000 00)	0.6599	(23 757 56)	3 0313	(109 125 00)
RF WESTERN ASSET MANAGEMENT	U S TREAS NOTES FUTURES	MAR 104 CALL	(41 000 00)	0.5327	(21 841 96)	1 5156	(82 140 53)
RF WESTERN ASSET MANAGEMENT	U S TREAS BONDS FUTURES	MAR 104 CALL		-31 2400	(31 24)	0.0000	-
RF WHIPPOORWILL ASSOCIATES	EUR PUT / USD CALL	AUG 90 PUT	188 250 70	0.0410	7 718 28	0.0231	4 354 13
RF PIMCO	EURODOLLAR FUTURES	APR 93 25 CALL	(180 000 00)	0.1497	(26 947 98)	0.8600	(154 800 00)
RF PIMCO	EURODOLLAR FUTURES	APR 92 75 PUT	(170 000 00)	0.1514	(25 734 84)	0.0050	(850 00)
RF - PIMCO	U S TREAS NOTES 10YR FUTURES	MAR 100 PUT	(23 000 00)	0.4008	(9 217 87)	0.0469	(1 078 13)
RF BLACKROCK	U S TREAS NOTES	FEB 100 5625 PUT	(3 250 000 00)	0.5078	(16 503 91)	0.0000	-
RF BLACKROCK	U S TREAS NOTES	FEB 100 5625 PUT	3 250 000 00	0.8750	28 437 50	0.0000	-
OPTIONS TOTAL			(384,749.36)		(192,764 98)		(463,811 81)
RF WESTERN ASSET MANAGEMENT	U S TREAS NOTES 5YR FUTURES	1 Mar	1 100 000 00	0.0000	-	103 5625	-
RF WESTERN ASSET MANAGEMENT	U S TREAS NOTES 10YR FUTURES	1 Mar	(400 000 00)	0.0000	-	104 8594	-
RF WESTERN ASSET MANAGEMENT	U S AGENCY 10YR FUTURES	1 Mar	7 600 000 00	0.0000	-	99 9063	-
RF WESTERN ASSET MANAGEMENT	U S TREAS BONDS FUTURES	1 Mar	4 400 000 00	0.0000	-	104 6250	-

THE ROCKEFELLER FOUNDATION
990 HOLDINGS
AS OF DECEMBER 31, 2000

Fund Name	Security Name	Security Description	Shares/Par Value	Base Unit Cost	Base Total Cost	Base Price	Base Market Value
						Amount	
RF TAA	S + P 500 INDEX FUTURES	1 Mar	38 250 00	0 0000		1 335 0000	
RF - PIMCO	EURODOLLAR FUTURES	1-Mar	13 250 000 00	0 0000		94 1100	
RF PIMCO	MUNICIPAL BOND INDEX FUTURES	1 Mar	5 000 00	0 0000		103 5313	
RF PIMCO	U S TREAS NOTES 10YR FUTURES	1 Mar	(8 200 000 00)	0 0000		104 8594	
RF PIMCO	U S TREAS BONDS FUTURES	1-Mar	100 000 00	0 0000		104 6250	
RF PIMCO	GERMANY FED REP BONDS 10YR FTR	1 Mar	17 600 000 00	0 0000		101 8180	
RF - GOLDMAN SACHS	EURODOLLAR FUTURES	4 Mar	7 000 000 00	0 0000		93 9800	
RF - GOLDMAN SACHS	EURODOLLAR FUTURES	4 Jun	7 000 000 00	0 0000		93 9300	
RF - GOLDMAN SACHS	EURODOLLAR FUTURES	2 Sep	7 000 000 00	0 0000		94 2700	-
RF GOLDMAN SACHS	EURODOLLAR FUTURES	2 Dec	7 000 000 00	0 0000		94 1500	
RF GOLDMAN SACHS	EURODOLLAR FUTURES	3 Mar	7 000 000 00	0 0000		94 1800	-
RF GOLDMAN SACHS	EURODOLLAR FUTURES	3 Jun	7 000 000 00	0 0000		94 1100	
RF GOLDMAN SACHS	EURODOLLAR FUTURES	3-Sep	7 000 000 00	0 0000		94 0600	
RF GOLDMAN SACHS	EURODOLLAR FUTURES	3 Dec	7 000 000 00	0 0000		93 9550	
RF - GOLDMAN SACHS	U S TREAS NOTES 5YR FUTURES	1 Mar	(40 400 000 00)	0 0000		103 5625	-
RF - GOLDMAN SACHS	U S TREAS NOTES 10YR FUTURES	1 Mar	16 400 000 00	0 0000		104 8594	
RF - GOLDMAN SACHS	U S TREAS BONDS FUTURES	1 Mar	5 000 000 00	0 0000		104 6250	-
RF GOLDMAN SACHS	U S TREAS NOTES 2YR FUTURES	1 Mar	10 400 000 00	0 0000		101 5781	
RF BLACKROCK	U S TREAS NOTES 10YR FUTURES	1-Mar	(5 800 000 00)	0 0000		104 8594	
RF BLACKROCK	U S AGENCY 10YR FUTURES	1 Mar	(2 200 000 00)	0 0000		99 9083	
RF BLACKROCK	U S TREAS BONDS FUTURES	1 Mar	5 700 000 00	0 0000		104 6250	
RF BLACKROCK	GERMANY FED REP BONDS 5YR FUT	1 Mar	3 100 000 00	0 0000		99 5648	
RF BLACKROCK	GERMANY FED REP BONDS 10YR FTR	1 Mar	2 800 000 00	0 0000		101 8180	-
TOTAL					3,106,128,608 02		3,139,471,311 05

THE ROCKEFELLER FOUNDATION
Employer ID No. 13-1659629
Form 990PF - 2000

RECEIVABLES DUE FROM OFFICERS
(Part II - line 6)

	<u>Column a</u>	<u>Column b</u>	<u>Column c</u>
Travel advances made in connection with official business of the Foundation.	<u>4,855</u>	<u>4,993</u>	<u>4,993</u>

DETAILS OF OTHER ASSETS
(Part II - line 15)

	<u>Column a</u>	<u>Column b</u>	<u>Column c</u>
PROGRAM-RELATED INVESTMENTS:			
Local Initiatives Support Corporation	11,597,499	9,160,714	9,160,714
Enterprise Foundation	2,575,832	1,553,571	1,553,571
Pioneer Social Ventures LLC	50,000	50,000	50,000
Profund	<u>200,000</u>	<u>200,000</u>	<u>200,000</u>
Part II, Line 15, TOTAL OTHER ASSETS	<u>14,423,331</u>	<u>10,964,285</u>	<u>10,964,285</u>

4/19/01,9 01 AM

Attachment #1.F

THE ROCKEFELLER FOUNDATION
Employer ID No. 13-1659629
Form 990PF - 2000

BONDS PAYABLE	<u>Column a</u>	<u>Column b</u>
Tax-exempt bonds to fund facility purchased in 1993	<u>\$26,765,629</u>	<u>\$26,167,943</u>

THE ROCKEFELLER FOUNDATION



CERTIFICATION

I, Lynda Mullen, Secretary of The Rockefeller Foundation, a New York not-for-profit corporation, hereby certify that the attached By-laws are a true and exact copy of the Bylaws of the Rockefeller Foundation currently in effect



Lynda Mullen
Secretary

Dated November 16, 2001

420 Fifth Avenue
New York New York
10018 2702

Telephone 212 869 8500
Facsimile 212-764-3468

**THE
ROCKEFELLER FOUNDATION**



***BYLAWS
&
CHARTER***

BYLAWS
(As amended, March 26-27, 2001)

FOREWORD

The Rockefeller Foundation as now constituted is a corporation resulting from the consolidation, pursuant to the Membership Corporations Law of the State of New York, of The Rockefeller Foundation, a corporation created by Special Act of the legislature of the State of New York (Chapter 488 of the Laws of 1913, approved May 14, 1913), and The Laura Spelman Rockefeller Memorial, a corporation incorporated under the Membership Corporations Law of the State of New York on October 9, 1918

The Bylaws of The Rockefeller Foundation as amended through March 26-27, 2001, follow

TRUSTEES

Section 1 The board of trustees of the corporation shall consist of not fewer than 15 members, as fixed by vote of the majority of the entire number of the board authorized at the time of such vote. The trustees shall be divided into five classes as nearly equal in number as possible, with the term of one class ending at the conclusion of the annual meeting of the board each year. At each annual meeting the successors to the class whose term then ends shall be elected for a term of five years.

Section 2 No salaried officer of the corporation other than the president shall be eligible to serve as a trustee.

Section 3 A trustee shall serve a five-year term ending at the annual meeting after or at which the trustee completes five full years of service, except that the board chair and the president shall be re-elected as trustees so long as they continue in office. A trustee who has served a five-year term shall be eligible for re-election to a second five-year term. A trustee who has served ten full consecutive years shall not be eligible for re-election for at least two years after the trustee has ceased to be a trustee.

Section 4 The absence of a trustee from three consecutive meetings of the board shall be deemed to be a resignation as trustee, effective as of the date of such third meeting unless the board signifies otherwise by vote of a majority of the duly elected trustees.

Section 5 At any meeting of the board an existing or anticipated vacancy in the place of a trustee may be filled, effective immediately or prospectively on a date fixed by the board. A trustee elected to fill a vacancy shall serve for the remainder of the term of the class in which the vacancy existed.

Section 6 The votes of a majority of the duly elected trustees shall be necessary to elect a trustee.

BOARD MEETINGS

Section 7 Regular meetings of the board of trustees may be held on such dates and at such times and places as set by the secretary, subject to approval of the board of trustees. The annual meeting of the board shall be held in the spring of each year. A special meeting of the board may be called, and the date, time and place of the meeting shall be set, by the board chair, the president or any three trustees.

Section 8 The secretary shall give to each trustee not less than ten days' written notice of the time and place of each meeting of the board.

Section 9 At the annual meeting of the board the president and the treasurer shall present the annual financial report required by Section 519 of the New York Not-for-Profit Corporation Law or any successor statute. The report shall be filed with the minutes of the annual meeting.

Section 10 A majority of the duly elected trustees, present in person, shall constitute a quorum for the transaction of business at meetings of the board. Except as required by law or these bylaws, all

matters shall be decided by a majority vote of the trustees present. In the absence of a quorum at the time and place set for a meeting of the board, the trustees present may adjourn the meeting from time to time until a quorum is present.

Section 11 Any one or more of the trustees may participate in a meeting of the board by means of conference telephone or other communications equipment allowing all persons participating in the meeting to hear each other at the same time. Participation by such means shall be deemed presence in person at the meeting.

Section 12 Any action required or permitted to be taken by the board may be taken without a meeting, if all the trustees consent in writing to the adoption of a resolution authorizing the action. The resolution and the written consents thereto shall be filed with the minutes of the board.

Section 13 Subject to the corporation's conflict of interest policy, during the consideration of a proposed appropriation by the board or a committee thereof, any trustee who is chief executive officer or a board member, director, or trustee of the prospective beneficiary or who is directly involved in the project under consideration shall withdraw from the meeting prior to the discussion and return after the vote has been taken, but such withdrawal shall not be deemed to affect the existence of a quorum.

OFFICERS

Section 14 The officers of the corporation shall be a board chair, a president (both of whom shall be or become trustees of the corporation), one or more vice presidents, one or more directors, a secretary, a treasurer, and a comptroller, and such deputy directors, associate directors, assistant directors, assistant secretaries, assistant treasurers, assistant comptrollers, and other officers as shall be deemed appropriate to carry out the business of the corporation. With the exception of the board chair and the president, who shall be elected by the board, all officers shall be elected by the board upon recommendation of the president. Between meetings of the board, the president may appoint officers (other than a board chair and a president), subject to approval by the board at its next meeting. Any officer whose duties and powers are not described in these bylaws shall have such duties and powers as the board or the president shall determine.

Section 15 The board chair shall be elected for a term of five years and may be reelected for one additional term, except that the board chair shall not serve beyond the annual meeting after or on which the board chair attains age 70. All other officers shall be elected for an indefinite term and hold office at the pleasure of the board.

Section 16 The president's compensation shall be set by the board of trustees or the executive committee. The compensation of all other salaried officers shall be determined in accordance with procedures approved by the budget and compensation committee.

BOARD CHAIR

Section 17 The board chair, when present, shall preside at all meetings of the board. In the absence of the board chair the trustees present shall appoint one of their own number to preside. The board chair shall be a member *ex officio*, with the right to vote, of all standing committees.

PRESIDENT

Section 18 The president shall be the chief executive officer of the corporation, responsible to the board for the administration of the corporation's business and affairs. The president shall recommend to the board candidates for all offices except those of board chair and president. Except as otherwise provided in these bylaws or by resolution of the board, the president shall sign for the corporation all deeds, agreements, and other formal instruments. The president shall be a member *ex officio*, with the right to vote, of all standing committees, except the audit committee. In the absence or disability of the president, a vice president or other officer designated by the board shall have the powers and duties of the president.

VICE PRESIDENTS

Section 19 The vice president or vice presidents shall have such duties as may be assigned by the president.

DIRECTORS

Section 20 Each director shall have primary responsibility, under the direction of the president, for a division or program and shall perform such other duties as may be assigned by the president.

DIRECTOR FOR ADMINISTRATION

Section 21 The director for administration shall have such duties as may be assigned by the president.

SECRETARY

Section 22 The secretary shall give notice, as provided in these bylaws, of all meetings of the board of trustees and the executive committee, shall prepare, under the direction of the president, dockets of the business to be transacted at these meetings and shall keep the minutes of these meetings. The secretary shall have the custody of the corporate seal, and shall have the authority to affix the same to any instrument requiring it, and when so affixed, to attest it. The secretary shall in general perform all duties incident to the office of secretary and shall perform such other administrative duties as the president or the board of trustees may direct. In the absence or disability of the secretary, any assistant secretary shall perform the duties of the secretary.

TREASURER

Section 23 The treasurer, subject to these bylaws and to any resolutions of the board of trustees and the finance committee, shall have custody of the funds and securities of the corporation and shall perform such other fiscal duties as the president may direct. The treasurer shall deposit the funds and the securities of the corporation in such banks, trust companies, or other depositories as may be designated by the board or the finance committee. The treasurer shall have the authority and responsibility to recommend investment and spending policies to the finance committee, report to the finance committee on the performance of the investment program, monitor the performance of the investment managers and custodians, and, in accordance with the guidelines adopted by the finance committee, (i) allocate assets among the investment managers and custodians, (ii) subject to applicable law, approve and execute all contracts, fees, and investment guidelines applicable to depositories, custodians, trustees, investment managers, and investment partners on investment program matters, and (iii) generally, operate the investment program. The treasurer shall have and execute such other authorities as may be delegated to the treasurer by the finance committee. The treasurer shall keep, and the comptroller shall from time to time review, proper books of account, and other books showing at all times the character, value and amount of the investments and funds of the corporation, and such books shall be at all times open to the inspection of the trustees. The treasurer or an assistant treasurer shall serve as secretary and keep the minutes and other records of the finance committee, including a record of actions taken on finance matters between meetings of the finance committee, and shall promptly send copies of such minutes and records to all members of the finance committee. In the absence or disability of the treasurer, any assistant treasurer shall perform the duties of the treasurer.

Section 24 The treasurer and each assistant treasurer shall be bonded for the faithful performance of their duties in such sum as may be fixed by the president.

COMPTROLLER

Section 25 The comptroller shall keep proper records of all appropriations, budgets and other authorizations of expenditure and shall maintain duly itemized and classified accounts of expenditures and shall perform such other duties as the president may direct. At the direction of the board of trustees, the comptroller shall establish procedures for payments of funds of the corporation. For each annual meeting of the board the comptroller shall prepare such financial statements as the board may require.

COMMITTEES

Section 26 By resolution adopted by a majority of the entire authorized number of trustees, the board of trustees shall designate the following standing committees from among its members: an executive committee, an audit committee, a budget and compensation committee and a nominating committee, and may also designate from among its members other standing committees of not fewer than three trustees, each of which shall have the authority delegated to it by these bylaws or the board. The board shall also designate a finance committee, a majority of whose members shall be trustees.

Section 27 The board may establish additional committees and determine their powers and duties. Such committees may have members who are not trustees.

Section 28 Except as otherwise provided in these bylaws or by the board, members of committees shall be elected each year at the annual meeting and shall be eligible for re-election. The members of each committee and each committee chair shall serve at the pleasure of the board for the term specified in these bylaws or by the board. A vacancy in any committee may be filled by the board at any meeting. Except as otherwise provided in these bylaws, any member elected to fill a vacancy shall serve for the remainder of the unexpired term.

Section 29 Except as otherwise provided in these bylaws, (a) meetings of each committee shall be held on the call of the board chair, the president, the committee chair or a majority of its members, and (b) a majority of the committee members present in person shall constitute a quorum and action shall be taken by a majority vote of those present. If a committee chair is not designated by these bylaws or the board, the board chair shall designate such committee chair. A committee chair shall be eligible for re-election.

Section 30 No committee shall have authority to

fill vacancies in the board or in any committee,

fix compensation of the trustees for serving on the board or on any committee,

amend or repeal these bylaws or adopt new bylaws, or

amend or repeal any resolution of the board which by its terms shall not be so amendable or repealable.

Section 31 Any one or more members of a committee may participate in a meeting of the committee by means of conference telephone or other communications equipment allowing all persons participating in the meeting to hear each other at the same time. Participation by such means shall be deemed presence in person at the meeting.

Section 32 Any action required or permitted to be taken by any committee may be taken without a meeting, if all the members of the committee consent in writing to the adoption of a resolution authorizing the action. The resolution and the written consents thereto by the members of such committee shall be filed with the minutes of the committee.

Section 33 Each committee shall report its actions to the board as required by these bylaws or by the board.

EXECUTIVE COMMITTEE

Section 34 The executive committee shall consist of the board chair, the president and the chairs of the other standing committees, *ex officio*, with the right to vote.

Section 35 During periods between meetings of the board, the executive committee shall have all the powers and duties of the board except the power to alter fundamental policies of the board, the power to make appropriations which are not in accordance with the general policies approved by the

board, the power to elect the board chair or the president and the power to exercise the authorities described in Section 30

Section 36 Four members of the executive committee, present in person, shall constitute a quorum for the transaction of business at meetings of the committee and action shall be taken by majority vote of those present at the meeting. The board chair shall be the chair of the executive committee. In the absence of the board chair, the president or, if absent, a member of the committee designated by the board chair shall preside at meetings of the committee.

Section 37 Whenever action is taken by the executive committee at a meeting or by unanimous consent, a written summary of the actions taken shall be sent to each trustee. At each meeting of the board the executive committee shall present a written report of actions taken since the preceding meeting of the board.

FINANCE COMMITTEE

Section 38 The finance committee shall consist of the board chair and the president, *ex officio*, and not fewer than five other members, provided that a majority of the members shall be trustees. The finance committee chair, who shall be a trustee, shall be elected by the board at an annual meeting to serve a term of three years and shall be eligible for election to one additional term. At any other meeting of the board, a vacancy in the finance committee chair may be filled by the election of a chair to serve until the next annual meeting.

Section 39 The finance committee shall have the power and responsibility to

approve the treasurer's investment policy recommendation, including the allocations to the various asset classes,

approve the treasurer's spending recommendation and long-term spending objectives, including amounts budgeted annually for the program budget guideline,

monitor the performance of the investment program, taking into account policy risk and return objectives,

monitor the performance of the treasurer's office,

authorize the treasurer's office to function as an investment manager, with the same powers as an investment manager, subject to the investment guidelines approved by the finance committee for such internally managed assets,

select, appoint and terminate custodians, trustees, or other depositories to hold the funds or securities of the corporation,

select, appoint, and terminate investment managers, such managers to have the power to make and change investments and to buy and sell securities, unregistered securities, mortgages, insurance contracts, partnership interests, participation in limited liability companies, real estate, de-

rivative instruments (including, but not limited to swaps, options, currency forward contracts, futures, short sales), or participate in corporate reorganizations, subject to the investment guidelines approved by the treasurer,

approve the proxy voting process, including the appointment of officers, other internal individuals, or the investment advisor that initiated the security's purchase to execute or to rescind proxies on securities owned by the corporation, and

delegate by resolution any of its powers, excepting the first five

Section 40 Meetings of the finance committee shall be held on the call of any one of its members. A majority of members of the finance committee, present in person, shall constitute a quorum for the transaction of business at meetings of the committee, and all action shall be taken by majority vote of those present at the meeting.

Section 41 From time to time the finance committee shall keep the board of trustees advised of the performance of the corporation's investments and of its investment managers.

BUDGET AND COMPENSATION COMMITTEE

Section 42 The budget and compensation committee shall consist of the board chair and the president, *ex officio*, and not fewer than five other members of the board of trustees. The budget and compensation committee chair shall be elected by the board at an annual meeting to serve a term of three years and shall be eligible for election to one additional term. At any other meeting of the board, a vacancy in the budget and compensation committee chair may be filled by the election of a chair to serve until the next annual meeting.

Section 43 The budget and compensation committee shall review and make recommendations with respect to such matters affecting the corporation's budgets, expenditures and appropriation guidelines, and the compensation and benefits of corporate officers and staff, as may be assigned to it by the board.

Section 44 Four members of the budget and compensation committee, present in person, shall constitute a quorum for the transaction of business at meetings of the committee, and action shall be taken

by majority vote of those present at the meeting. The committee may also exercise any of its powers without a meeting by the concurrent vote of any three of its members, taken by telephone or otherwise.

AUDIT COMMITTEE

Section 45 The audit committee shall consist of the board chair, *ex officio*, and not fewer than three other members of the board of trustees. The audit committee chair shall be elected by the board at an annual meeting to serve a term of three years and shall be eligible for election to one additional term.

At any other meeting of the board, a vacancy in the audit committee chair may be filled by the election of a chair to serve until the next annual meeting

Section 46 The audit committee shall cause the accounts and funds of the corporation to be audited and certified annually by a firm of certified public accountants selected by the committee, shall define the scope of the audit to be performed, shall review the compensation to be paid to such firm, and shall review the annual financial statements of the corporation. The audit committee shall review regularly the status and adequacy of the corporation's internal controls and financial safeguards, and may examine and consider such other matters relating to the audit of the accounts of the corporation and the corporation's financial affairs as the committee may determine to be desirable

Section 47 Three members of the audit committee, present in person, shall constitute a quorum for the transaction of business at meetings of the committee, and all action shall be taken by majority vote of those present at the meeting

NOMINATING COMMITTEE

Section 48 The nominating committee shall consist of the board chair and the president, *ex officio*, and not fewer than five other members of the board of trustees. The nominating committee chair shall be elected by the board upon the recommendation of the board chair at an annual meeting to serve a term of three years and shall be eligible for election to one additional term. At any other meeting of the board, a vacancy in the nominating committee chair may be filled by the election of a chair to serve until the next annual meeting

Section 49 The nominating committee may make recommendations at any meeting of the board regarding trustees to be elected to fill existing or anticipated vacancies and shall make recommendations at any meeting of the board regarding appointments to fill any existing or anticipated vacancy in the office of board chair, president, or in the membership or chair of a committee. The nominating committee shall also perform such other duties in connection with personnel recommendations as may be assigned by the board. A member of the nominating committee shall abstain from participation in any recommendation with respect to the member's appointment as an officer, trustee, committee member or committee chair

Section 50 Four members of the nominating committee, present in person, shall constitute a quorum for the transaction of business at meetings of the committee, and action shall be taken by majority vote of those present at the meeting

GENERAL FISCAL PROVISIONS

Section 51 Contracts, checks and other instruments. In addition to any specific authorizations contained in or pursuant to these bylaws, the board of trustees may authorize one or more officers or other persons to enter into any contract or to execute and to deliver any instrument or to sign checks, or drafts upon any accounts held by the corporation

Section 52 Loans. No indebtedness shall be incurred on behalf of the corporation and no negotiable paper shall be issued in its behalf unless authorized by vote of the board or the finance committee

When so authorized, any officer of the corporation may effect loans and advances at any time for the corporation from any bank, trust company or other similar institution, or from any firm, corporation or individual

FISCAL YEAR

Section 53 The fiscal year of the corporation shall commence on the first day of January in each year and end with the following 31st day of December

CONFLICT OF INTEREST POLICY

Section 54 To ensure adherence by trustees and staff to the highest ethical standards in all matters affecting the corporation's administration and operations, the board shall from time to time adopt a conflict of interest policy This policy shall be designed to identify conflicts of interest and shall require full disclosure by the individual involved of any conflict or potential conflict and, where appropriate, withdrawal by the individual from the discussion and vote on the matter

INDEMNIFICATION

Section 55 Except as limited by law, the corporation shall indemnify and advance expenses to each trustee, officer, and non-trustee member of the finance committee made, or threatened to be made, a party to any action by reason of the fact that such individual is or was a trustee or officer of the corporation or member of the finance committee, or at the request of the corporation served any other corporation or enterprise in any capacity

NOTICES

Section 56 All notices required by these bylaws shall be given by the secretary in writing and may be delivered in person, mailed, or sent by facsimile or other electronic means addressed to members of the board, or of any committee, as the case may be A notice shall be unnecessary if waived in writing

AMENDMENTS

Section 57 Provided that written notice of the text of proposed amendments has been sent to every trustee at least ten days in advance of the date of meeting, these bylaws may be amended at any meeting of the board of trustees by a vote of a majority of the duly elected trustees, except that a change in the number of trustees authorized in Section 1 shall require the vote of a majority of the entire number of the board authorized at the time of such vote

	Unexpended balance on 1/1/00	Net grants approved in 2000			Contributions, gifts, grants paid - Part I, line 25	Less lapses	Grants payable - Part II, line 18 Column (b)
		Grants approved	reversions	Net approved			
ATTACHMENT 2 A							
African Initiatives	6,821,322	5,868,906	524 922	5,343,984	7 206 547	101,571	4 857 188
Agricultural Sciences	7,989 948	3,118,896	397 722	2,721,174	6,769,560	35 382	3,906,180
Arts & Humanities	\$12,015,612	\$7,449 653	\$261 525	7,188,128	\$11 090 769	\$0	8,112,970
Building Democracy	2,043,356	680,000	603,480	76,520	485 915	64,791 50	1,569,170
Creativity & Culture	-	15,835,661	-	15,835,661	10,041,509	-	5,794 152
Education for Development	4,035	0	0	0	0	0	4,035
Equal Opportunity	2,725 793	6,806,173	6 522	6,799 651	6,478,193	0	3,047,252
Food Security	-	23,648,768	0	23,648,768	9,556,573	0	14,092 195
Global Environment	14,408 016	-	65 560	(65 560)	10,659,421	42 471	3 640 564
Global Inclusion	-	29,745,419	607 571	29,137,848	20,834 262	-	8,303,586
Global Philanthropy	1,868,450	875 000	-	875,000	1 107 475	500,000	1,135,975
Health Equity	-	21,504 450	-	21 504 450	11,361,072	-	10 143 378
Health Sciences	7 838,033	7,619 017	506 961	7,112 056	11,141,155	477	3 808 457
Interprogram - Centers	-	107,820	9,598	98,222	75,775	-	22,447
Population Sciences	2,846 664	10,332,220	470 642	9,861,578	7,791,386	71,500	4 845,356
Regional Activities	-	6,346,519	-	6,346,519	1,934,068	-	4,412 451
School Reform	26 001	-	-	-	-	-	26,001
Special Interests & Explorations	3,026,229	-	-	-	1,455,689	250,000	1,320,539
Special International Initiatives	458 006	-	37,365	(37,365)	168 253	-	252 388
Special Programs	-	14,165,259	-	14,165,259	9,116,086	-	5 049,173
Strategic Alliance	265 281	3,665 898	-	3,665,898	1,752,324	-	2 178,855
Understanding Development	825,000	-	-	-	-	-	825,000
Working Communities	-	28,883,721	75 000	28 808 721	21 042 061	-	7,766,660
Foundation-operated Programs					9,616 573		
	63,161 746	186 653,380	3,566,867	183,086,512	159,684,666	1,066,193	95,113,972

ATTACHMENT 2 B

General Fellowships	1,922,016	2,592,935	-	2,592,935	2,223,947	0	2,291,004
---------------------	-----------	-----------	---	-----------	-----------	---	-----------

TOTAL

65,083,762	189,246,315	3,566,867	185,679,447	161,908,613	1,066,193	97,404,976
------------	-------------	-----------	-------------	-------------	-----------	------------

LESS Refunds on closed appropriations

FORM 990PF LINE 25 COLUMN (A)

29,396

161,879,217

ADD Refunds of amounts treated as qualifying distributions in prior years.

FORM 990PF LINE 25 COLUMN (D)

1,512,624

\$163,391,841

Recoveries of amounts treated as qualifying distributions

Grant Refunds (above)

1,512,624

Refund of prior year expenses (Att# 1 C, line 23)

126,414

PRI principal repayments

3,459,046

Part XI, line 4A

\$5,098,084

THE ROCKEFELLER FOUNDATION
Identification Number 13-1659629
GRANTS AND EXPENDITURES REPORT

Attachment #2 A
Page 1 of 327

PROGRAM COUNTRY US STATE Grantee Name(s) - Person(s) or Institution(s) Purpose	UNEXPENDED BALANCE AS OF 01-Jan-2000	APPROVED IN 2000	NET EXPENDITURES AS OF Dec-2000	LAPSES (incl canc & recens) IN 2000	REVERSIONS (incl canc & recens) IN 2000	UNEXPENDED BALANCE AS OF Dec-2000
AFRICAN INITIATIVES						
BENIN						
Victor Gbessemehlan Groupe de Recherche et d'Action pour la Promotion de l'Agriculture et du Développement (GRAPAD) BP 04-1119 Cotonou, Benin						
for his research project on the impact on girls' attendance in primary school of educational policy reforms in Benin supporting pre-primary education	1 00	0 00	0 00	0 00	0 00	1 00
BOTSWANA						
Barbara Ntombi Ngwenya Botswana						
to enable research at the University of Botswana on the topic, "Gender and social transformation through women's funeral associations in Gaborone and Ramotswa, Botswana"	800 00	0 00	0 00	0 00	0 00	800 00
Gayatri Sethi Gaborone Botswana						
to enable her to conduct research on the topic "Ethnographic accounts of the feminization of the informal sector in Botswana A focus on young women's transitions to self-sufficiency"	5,500 00	0 00	0 00	0 00	5,500 00	0 00
Lily Mafela Department of Education University of Botswana Private Bag 0022 Gaborone Botswana						
to enable her to conduct postdoctoral research at the University of Botswana on non-formal education programs and girls' re-integration into the education system in Botswana	0 00	32,000 00	11,589 00	0 00	0 00	20,411 00
Richard Hasler Harry Oppenheimer Okavango Research Centre Private Bag 285 Maun Botswana						
to enable him to conduct postdoctoral research at the University of Botswana on community-based wildlife management on communal lands in Botswana and Zimbabwe	0 00	32,000 00	5,000 00	0 00	0 00	27,000 00

THE ROCKEFELLER FOUNDATION
Identification Number 13-1659629
GRANTS AND EXPENDITURES REPORT

Attachment #2 A
Page 2 of 327

PROGRAM COUNTRY US STATE Grantee Name(s) - Person(s) or Institution(s) Purpose	UNEXPENDED BALANCE AS OF 01-Jan-2000	APPROVED IN 2000	NET EXPENDITURES AS OF Dec-2000	LAPSES (incl canc & recens) IN 2000	REVERSIONS (incl canc & recens) IN 2000	UNEXPENDED BALANCE AS OF Dec-2000
AFRICAN INITIATIVES						
BURKINA FASO						
Brigitte Gnoumou Burkina Faso						
to enable her to conduct research on the topic, "Cattle and Manure Management to Increase Soil Fertility in Western Niger"	1,200 00	0 00	0 00	0 00	1,200 00	0 00
Christine Ouedraogo Unité d'Enseignement et de Recherche en Démographie (UERD) BP 7118 Ouagadougou Burkina Faso						
to enable her to conduct research at Unité d'Enseignement et de Recherche en Démographie (UERD) on how loans empower women in Bazega in rural Burkina Faso	27,287 00	0 00	9,705 00	0 00	0 00	17,582 00
University of Ouagadougou Ouagadougou Burkina Faso						
for administrative costs associated with Paulin Coulibaly's dissertation research	2,500 00	0 00	0 00	0 00	0 00	2,500 00
CAMEROON						
Aboubakar Njoya Institute of Animal and Veterinary Research P O Box 1073 Garoua, Cameroon						
to enable him to conduct postdoctoral research at the Institute of Animal and Veterinary Research, Garoua, Cameroon on the topic "Cattle productivity in a sustainable agriculture on smallholder farms in Sahelian Cameroon"	11,300 00	0 00	7,300 00	0 00	0 00	4,000 00
Florence Tangka Cameroon						
to enable her to conduct research on the topic, "Cross-Bred Cows and Food Security in Ethiopia"	2,273 18	0 00	0 00	0 00	0 00	2,273 18
Rwenge Mburano IFORD University of Yaounde II Yaounde Cameroon						
to enable him to conduct postdoctoral research at the University of Yaounde II on gender relations, women's status and contraceptive use in Cameroon	0 00	32,000 00	5,070 00	0 00	0 00	26,930 00

THE ROCKEFELLER FOUNDATION
Identification Number 13-1659629
GRANTS AND EXPENDITURES REPORT

Attachment #2 A
Page 3 of 327

PROGRAM COUNTRY US STATE Grantee Name(s) - Person(s) or Institution(s) Purpose	UNEXPENDED BALANCE AS OF 01-Jan-2000	APPROVED IN 2000	NET EXPENDITURES AS OF Dec-2000	LAPSES (incl cancels & recs) IN 2000	REVERSIONS (incl cancels & recs) IN 2000	UNEXPENDED BALANCE AS OF Dec-2000
AFRICAN INITIATIVES						
CANADA						
Aondover Tarhule Department of Geography McMaster University Hamilton L8S 4K1 Canada						
for an African career award to enable him to conduct postdoctoral research at the University of Jos, Nigeria, on the topic "Groundwater Recharge from a Seasonal Stream in Semi-arid Nigeria"	6,000 00	0 00	0 00	0 00	0 00	6,000 00
University of Alberta Edmonton T6G 2M7 Canada						
In conjunction with the African Dissertation Internship Award to Dixie Maluwa-Banda, to allow his supervisor at the University of Malawi to attend his dissertation defense	3,650 00	0 00	0 00	0 00	0 00	3,650 00
University of British Columbia Vancouver V6T 1Z1 Canada						
In conjunction with the African Dissertation Internship Award for Anthony Mawuli Sallar, to enable his supervisor at the University of Cape Coast to attend his dissertation defense	0 00	3,450 00	3,450 00	0 00	0 00	0 00
In conjunction with the African Dissertation Internship Award for Ms. Joyce G. Maina, to enable Prof. Paul N. Mbugua, Ms. Maina's supervisor at the University of Nairobi, to attend her dissertation defense	0 00	3,475 00	3,475 00	0 00	0 00	0 00
CONGO, DEMOCRATIC REPUBLIC						
Trinto Mugangu Congo Democratic Republic						
for an African career award to enable him to conduct postdoctoral research in the Virunga National Park, Democratic Republic of Congo, on the topic, "Two mountains -two spirits Involving local communities in gorilla conservation in Mount Tshaberimu, D"	6,000 00	0 00	0 00	0 00	0 00	6,000 00
ENGLAND						
Zimbabwe Trust Epsom, England						
to enable its publication, Action Magazine, to develop a marketing strategy, internationally and within Africa	4,461 99	0 00	0 00	0 00	4,461 99	0 00

THE ROCKEFELLER FOUNDATION
Identification Number 13-1659629
GRANTS AND EXPENDITURES REPORT

Attachment #2 A
Page 4 of 327

PROGRAM COUNTRY US STATE Grantee Name(s) - Person(s) or Institution(s) Purpose	UNEXPENDED BALANCE AS OF 01-Jan-2000	APPROVED IN 2000	NET EXPENDITURES AS OF Dec-2000	LAPSES (incl cancels & recs) IN 2000	REVERSIONS (incl cancels & recs) IN 2000	UNEXPENDED BALANCE AS OF Dec-2000
AFRICAN INITIATIVES						
ERITREA						
Alexander Naty Asmara Eritrea						
to enable him to conduct postdoctoral research at the University of Asmara on the discourse on environment and ecology among the Kunama people of western Kenya	20,690 00	0 00	0 00	0 00	0 00	20,690 00
ETHIOPIA						
Abbebe Kifleyesus Sociology & Anthropology Department University of Asmara Box 1220 Asmara Ethiopia						
to enable him to conduct postdoctoral research at the University of Asmara on repatriation and reintegration of Eritrean refugees	31,800 00	0 00	12,535 00	0 00	0 00	19,265 00
Abdu Abdelkadir Alemaya University of Agriculture P O Box 90193 Addis Ababa Ethiopia						
for an African Career Award to enable him to conduct postdoctoral research at the Alemaya University of Agriculture, Ethiopia, on intercropping and run-off agroforestry systems for the marginal and lowland dry areas of Ethiopia	16,525 00	0 00	4,549 40	0 00	0 00	11,975 60
Abebe Fisseha Ethiopia						
to enable him to conduct research at Addis Ababa University on the topic, "Education and the State Ethiopia Secondary Education, 1941-1991 "	758 71	0 00	0 00	0 00	758 71	0 00
Abraham Husain Department of Educational Psychology Addis Ababa University Addis Ababa Ethiopia						
for his research project on societal perspectives on the status of women and its relationship to educational opportunities for women in Ethiopia	1,365 26	0 00	0 00	0 00	0 00	1,365 26
Addis Ababa University P O Box 1176 Addis Ababa Ethiopia						
for administrative costs of Damen Haile Mariam's research	2,500 00	0 00	0 00	0 00	0 00	2,500 00

THE ROCKEFELLER FOUNDATION
Identification Number 13-1659629
GRANTS AND EXPENDITURES REPORT

Attachment #2 A
Page 5 of 327

PROGRAM COUNTRY US STATE Grantee Name(s) - Person(s) or Institution(s) Purpose	UNEXPENDED BALANCE AS OF 01-Jan-2000	APPROVED IN 2000	NET EXPENDITURES AS OF Dec-2000	LAPSES (Incl cancels & recons) IN 2000	REVERSIONS (Incl cancels & recons) IN 2000	UNEXPENDED BALANCE AS OF Dec-2000
AFRICAN INITIATIVES						
ETHIOPIA						
Berhanu Gebremedhin Ethiopia						
to enable him to conduct research at the Makele College of Dryland Agriculture, Ethiopia on the topic "The Economics of Soil Conservation Investments in the Tigray Region of Ethiopia"	2,760 00	0 00	0 00	0 00	0 00	2,760 00
Damen Haile Mariam Department of Community Health Addis Ababa University Faculty of Medicine P O Box 1176 Addis Ababa, Ethiopia						
to enable him to conduct postdoctoral research at Addis Ababa University on traditional social insurance as an alternative financing mechanism for health care in Ethiopia	14,525 00	0 00	8,525 00	0 00	0 00	6,000 00
to enable him to conduct research on the topic, "The Effect of Extended Family Support on the Demand for Medical Care in Ethiopia "	5,783 50	0 00	0 00	0 00	0 00	5,783 50
Eleni Gabre-Madhin Ethiopia						
to enable her to conduct research at Addis Ababa University on the topic "Ethiopian Grain Markets Across Space and Time "	2,308 23	0 00	0 00	0 00	2,308 23	0 00
Gebre D Yntiso 302-1 Diamond Village Gainesville, 32611-0240 Ethiopia						
to enable him to conduct research on the topic, "Population Displacement and Food Security in Ethiopia Resettlers, Hosts and Ecology "	5,500 00	0 00	3,229 34	0 00	0 00	2,270 66
Sosina B Asfaw Ethiopia						
to enable her to conduct research on the topic, "Paradox of degradation Borana pastoralism and bush encroachment."	2,496 00	0 00	0 00	0 00	0 00	2,496 00
Taddesse Berisso Ethiopia						
for an African career award to enable him to conduct postdoctoral research at the Institute for Ethiopia Studies, University of Addis Ababa, on the topic "Ethiopia's agricultural policy analysis"	6,000 00	0 00	0 00	0 00	0 00	6,000 00

THE ROCKEFELLER FOUNDATION
Identification Number 13-1659629
GRANTS AND EXPENDITURES REPORT

Attachment #2 A
Page 6 of 327

PROGRAM COUNTRY US STATE Grantee Name(s) - Person(s) or Institution(s) Purpose	UNEXPENDED BALANCE AS OF 01-Jan-2000	APPROVED IN 2000	NET EXPENDITURES AS OF Dec-2000	LAPSES (incl cancels & recs) IN 2000	REVERSIONS (incl cancels & recs) IN 2000	UNEXPENDED BALANCE AS OF Dec-2000
AFRICAN INITIATIVES						
ETHIOPIA						
Yohannes Kebede Ethiopia to enable research at the Alemaya University of Agriculture	0 00	0 00	-118 62	0 00	0 00	118 62
Zelalem Assefa Ethiopia to enable him to conduct research on the topic, "Investigation of Faunal Remains from Middle Stone Age Sites of Ethiopia Garba III (Melka Konture) and Porc-Epic "	825 00	0 00	0 00	0 00	0 00	825 00
FRANCE						
United Nations Educational Scientific and Cultural Organization UNESCO 7 Place de Fontenoy Paris 75007 France for use by its International Institute for Educational Planning to support the activities of the Association for the Development of Education in Africa	0 00	74,000 00	74,000 00	0 00	0 00	0 00
GAMBIA						
Bakary S. Drammeh Gambia to enable research at the Dunn Nutrition Centre in the Gambia on the topic, "Comparison of solar-dried mangoes and high dose vitamin A in Gambian children"	2,271 00	0 00	0 00	0 00	0 00	2,271 00
GHANA						
Anthony Mawuli Sallah Ghana to enable him to conduct research at the University of Cape Coast on the topic, "Determinants of sexual risk taking A study of the knowledge, attitudes, beliefs and practices of adolescents of Ketu South District in Ghana"	5,500 00	0 00	0 00	0 00	0 00	5,500 00
Association of African Universities African Universities House Aviation Road Extension Airport Residential Area P O Box 5744 Accra-North Ghana toward the costs of engaging a consultant to survey and analyze gender programs and affirmative action initiatives in African higher education and to establish a database of African female experts	11,950 00	0 00	0 00	0 00	0 00	11,950 00

THE ROCKEFELLER FOUNDATION
Identification Number 13-1659629
GRANTS AND EXPENDITURES REPORT

Attachment #2.A
Page 7 of 327

PROGRAM COUNTRY US STATE Grantee Name(s) - Person(s) or Institution(s) Purpose	UNEXPENDED BALANCE AS OF 01-Jan-2000	APPROVED IN 2000	NET EXPENDITURES AS OF Dec-2000	LAPSES (incl. cancels & recons) IN 2000	REVERSIONS (incl. cancels & recons) IN 2000	UNEXPENDED BALANCE AS OF Dec-2000
AFRICAN INITIATIVES						
GHANA						
Benjamin W. Kankpeyeng Ghana						
to enable him to conduct his research at the Ghana Museums and Monuments Board on the topic "The Archaeology of Kpalewogu: A Case Study of Cultural Continuity and Change in Northern Ghana"	1,674.05	0.00	0.00	0.00	0.00	1,674.05
Charles E. Owubah Ghana						
to enable him to conduct his research at the University of Science & Technology on the topic, "Structure and Performance of Forest Tenure Systems in Ghana"	1,327.00	0.00	0.00	0.00	0.00	1,327.00
Forum for African Women Educationalists, Ghana Chapter P.O. Box C1217 Cantonments, Accra, Ghana						
for capacity building and technical support to improve the management of its secretariat and the effectiveness of its outreach activities	0.00	298,760.00	116,490.00	0.00	0.00	182,270.00
for general support	0.00	25,000.00	25,000.00	0.00	0.00	0.00
for research on policies and interventions associated with girls' sexual maturation and menstrual practices in schools in Ghana	0.00	45,000.00	45,000.00	0.00	0.00	0.00
Francis Owusu Ghana						
to enable him to conduct dissertation research at the University of Ghana, Legon, Ghana on the Topic "Urban Survival Strategies and Economic Restructuring in Ghana"	200.00	0.00	0.00	0.00	0.00	200.00
Kobena Hanson Ghana						
to enable him to conduct research on the topic, "Economic restructuring, household adaptive strategies and housing decisions in matrilineal urban Ghana"	1,543.00	0.00	0.00	0.00	0.00	1,543.00
Kosi Semebia Awuma Cape Coast, Ghana						
to enable him to conduct research on the topic, "Spatial characterization and nutritional stratification of grazinglands in the Guinea and Sudan savanna zones of Ghana."	5,500.00	0.00	0.00	0.00	0.00	5,500.00

THE ROCKEFELLER FOUNDATION
Identification Number 13-1659629
GRANTS AND EXPENDITURES REPORT

Attachment #2 A
Page 8 of 327

PROGRAM COUNTRY US STATE Grantee Name(s) - Person(s) or Institution(s) Purpose	UNEXPENDED BALANCE AS OF 01-Jan-2000	APPROVED IN 2000	NET EXPENDITURES AS OF Dec-2000	LAPSES (Incl cancels & recs) IN 2000	REVERSIONS (Incl cancels & recs) IN 2000	UNEXPENDED BALANCE AS OF Dec-2000
AFRICAN INITIATIVES						
GHANA						
<p>Madeleine Wong Ghana</p> <p>to enable her to conduct research on the topic, " Transnational Movements, Migrant Remittances and Development Negotiating gender roles and household strategies"</p>	2,303 41	0 00	0 00	0 00	0 00	2,303 41
<p>Stephen Kendie Centre for Development Studies University of Cape Coast P O Box 01 Cape Coast, Ghana</p> <p>to enable him to conduct postdoctoral research at the University of Cape Coast on water supply, sanitation, and hygiene, and prepare a critical analysis of these connecting factors in northern Ghana</p>	25,806 60	0 00	8,496 80	0 00	0 00	17,309 80
<p>Timothy Afful-Koomson Department of Natural Forest Management Division Forestry Research Institute of Ghana University P O Box 63 Kumasi Ghana</p> <p>to enable him to conduct research on the topic "Implications of tropical timber certification for Ghanaian timber exports and sustainable forest management."</p>	5,500 00	0 00	3,098 66	0 00	0 00	2,401 34
<p>Vida Yeboah P O Box C1217 Cantonments Accra Ghana</p> <p>for her research project on the influence of socio-cultural factors on girls' enrollment in science courses at the secondary school level in Ghana</p>	2,624 35	0 00	0 00	0 00	0 00	2,624 35
GUINEA						
<p>Alpha O Camara Department of Mathematics University of Conakry Conakry, Guinea</p> <p>for an African career award to enable him to conduct postdoctoral research at the University of Conakry, Guinea, on the topic "Health status of children in a rural community of Guinea, Africa Effectiveness of control measures for soil-transmitted helminthiasis"</p>	6,000 00	0 00	6,000 00	0 00	0 00	0 00

THE ROCKEFELLER FOUNDATION
Identification Number 13-1659629
GRANTS AND EXPENDITURES REPORT

Attachment #2 A
Page 9 of 327

PROGRAM COUNTRY US STATE Grantee Name(s) - Person(s) or Institution(s) Purpose	UNEXPENDED BALANCE AS OF 01-Jan-2000	APPROVED IN 2000	NET EXPENDITURES AS OF Dec-2000	LAPSES (incl cancels & recs) IN 2000	REVERSIONS (incl cancels & recs) IN 2000	UNEXPENDED BALANCE AS OF Dec-2000
AFRICAN INITIATIVES						
KENYA						
to enable him to conduct dissertation research at the University of Nairobi, Kenya on the topic "Communal Ethic, Egalitarian Ideology and Agrarian Transformation in Uyoma, Western Kenya"	3,398 00	0 00	0 00	0 00	3,398 00	0 00
to present a paper at the international symposium on new directions in gender research in Africa, held in Cairo by the Council for the Development of Social Science Research in Africa, December 1999	3,271 00	0 00	0 00	0 00	0 00	3,271 00
African Economic Research Consortium Inc 8th Floor International House P O Box 62882 Nairobi, Kenya						
to strengthen and help retain local capacity for economic policy research and policy management in sub-Saharan Africa	450,000 00	0 00	450,000 00	0 00	0 00	0 00
Agnes Odinga Kenya						
to enable her to conduct research on the topic "Women , Disease, Medicine and Change A Social History of Maternal and Child Health Care in Rural South Nyanza, Kenya, 1930-1980 "	3,307 56	0 00	0 00	0 00	0 00	3,307 56
Alina Kipchumba Kenya						
to enable her to conduct research on the topic, "Applying Foraging Theory to Diet Selection, Habitat Selection, and Conservation of Black Rhinoceros (Diceros bicornis) "	5,500 00	0 00	0 00	0 00	0 00	5,500 00
Andrew Wamalwa Yasindi Njoro Kenya						
to enable him to conduct research on the topic, "The ecology of ciliates in three East African Rift Valley lakes Naivasha, Sonacha, and Elementeita "	5,500 00	0 00	0 00	0 00	0 00	5,500 00
C Senewa Montet African Medical and Research Foundation P O Box 50125 Nairobi, Kenya						
to enable her to conduct research on the topic "Dietary intakes and selected biomarkers of chronic disease risk amongst the Maasai in Kenya "	5,500 00	0 00	3,494 26	0 00	0 00	2,005 74

THE ROCKEFELLER FOUNDATION
Identification Number 13-1659629
GRANTS AND EXPENDITURES REPORT

Attachment #2 A
Page 10 of 327

PROGRAM COUNTRY US STATE Grantee Name(s) - Person(s) or Institution(s) Purpose	UNEXPENDED BALANCE AS OF 01-Jan-2000	APPROVED IN 2000	NET EXPENDITURES AS OF Dec-2000	LAPSES (incl cancels & recens) IN 2000	REVERSIONS (incl cancels & recens) IN 2000	UNEXPENDED BALANCE AS OF Dec-2000
AFRICAN INITIATIVES						
KENYA						
Callistus Ogoi Department of Zoology Kenyatta University P O Box 43844 Nairobi Kenya						
to enable him to conduct postdoctoral research at Kenyatta University on natural resource utilization, indigenous knowledge, and biodiversity on Mfangano Island	25,000 00	0 00	12,206 27	0 00	0 00	12,793 73
Chagama John Kedera P O Box 49592 Nairobi Kenya						
to enable him to conduct postdoctoral research at the Kenya Plant Health Inspectorate Service on aggressiveness of fusarium pathogens associated with maize in Kenya	31,830 00	0 00	17,080 00	0 00	0 00	14,750 00
Chagama Kedera KEPHIS Kenya Agricultural Research Institute P O Box 49592 Nairobi, Kenya						
to enable him to conduct postdoctoral research at the Kenya Agricultural Research Institute on the topic "Variation and mycotoxin production by populations of Fusarium pathogens of maize in Kenya"	250 00	0 00	0 00	0 00	0 00	250 00
Charles Nzioka Department of Sociology University of Nairobi P O Box 30197 Nairobi Kenya						
to enable him to conduct postdoctoral research at the University of Nairobi on the sub-culture, livelihoods, and survival strategies of adolescent street girls in Nairobi	0 00	31,980 00	14,930 00	0 00	0 00	17,050 00
Chris Shisanga Geography Department Kenyatta University P O Box 43844 Nairobi, Kenya						
to enable him to conduct postdoctoral research at Kenyatta University on the response of small-scale farmers to population pressure on land in Vihiga District, Kenya	0 00	31,974 00	16,777 00	0 00	0 00	15,197 00

THE ROCKEFELLER FOUNDATION
Identification Number 13-1659629
GRANTS AND EXPENDITURES REPORT

Attachment #2 A
Page 11 of 327

PROGRAM COUNTRY US STATE Grantee Name(s) - Person(s) or Institution(s) Purpose	UNEXPENDED BALANCE AS OF 01-Jan-2000	APPROVED IN 2000	NET EXPENDITURES AS OF Dec-2000	LAPSES (incl cancels & recens) IN 2000	REVERSIONS (incl cancels & recens) IN 2000	UNEXPENDED BALANCE AS OF Dec-2000
AFRICAN INITIATIVES						
KENYA						
David Obura Coral Reef Degradation in the Indian Ocean P O Box 10135 Mombasa Kenya						
for an African career award to enable him to conduct postdoctoral research at the Wildlife Conservation Society's Coral Reef Conservation Project in Mombasa, Kenya, on the topic "Coral reef research and conservation in Kenya coral biogeography, coral bleaching and conservation activities"	6,000 00	0 00	6,000 00	0 00	0 00	0 00
Dekha Shelkh Kenya Agricultural Research Institute (KARI) P O Box 57811 Nairobi, Kenya						
to enable her conduct research on the topic, "Methods to assess the impact of livestock technologies on household welfare"	1,453 32	0 00	114 45	0 00	0 00	1,338 87
E Nicholas Odongo Nairobi, Kenya						
to enable him to conduct research on the topic "Livestock s contribution to phosphorus cycling Small-scale mixed farming set-up in the Central Highlands of Kenya"	5,500 00	0 00	0 00	0 00	0 00	5,500 00
Egerton University P O Box 536 Njoro, Kenya						
toward the costs of training in information technology for the pupils participating in its reading tent project with particular emphasis on using the Internet	0 00	74,991 00	74,991 00	0 00	0 00	0 00
Enos Esikuri Kenya						
to enable him to conduct dissertation research at Moi University in Eldoret, Kenya on the topic, "Spatio-Temporal Effects of Land Use Changes in Savanna Wildlife Areas of Kenya"	2,152 48	0 00	0 00	0 00	0 00	2,152 48
Ephraim A Mukisira Kenya Agricultural Research Institute P O Box 74491 Nairobi, Kenya						
to conduct postdoctoral research at the Kenya Agricultural Research Institute on on-farm testing of feed technologies for improved smallholder dairy production in Vihiga District, Western Kenya	6,660 00	0 00	6,325 80	0 00	0 00	334 20

THE ROCKEFELLER FOUNDATION
Identification Number 13-1659629
GRANTS AND EXPENDITURES REPORT

Attachment #2 A
Page 12 of 327

PROGRAM COUNTRY US STATE Grantee Name(s) - Person(s) or Institution(s) Purpose	UNEXPENDED BALANCE AS OF 01-Jan-2000	APPROVED IN 2000	NET EXPENDITURES AS OF Dec-2000	LAPSES (incl canc & recens) IN 2000	REVERSIONS (incl canc & recens) IN 2000	UNEXPENDED BALANCE AS OF Dec-2000
AFRICAN INITIATIVES						
KENYA						
Forum for African Women Educationalists P O Box 53168 Nairobi Kenya						
for general support	750,000 00	0 00	750,000 00	0 00	0 00	0 00
for general support	0 00	750,000 00	0 00	0 00	0 00	750,000 00
for implementation of the program on strategic resource planning for girls' education and for development of an integrated operational framework for all activities of the FAWE-led Working Group on Female Education	0 00	790,000 00	790,000 00	0 00	0 00	0 00
Francis Karanu Kenya						
to enable research at the Kenya Agricultural Research Institute on the topic, "Cysteine Proteases from Adult Worm Excretory-Secretory (ES) Products as Targets for Protective Immunity Against Haemonchus contortus"	8,632 75	0 00	0 00	0 00	8,632 75	0 00
Francis Muchoki Kihanda Kenya Agricultural Research Institute Regional Research Centre Embu KARI-Embu P O Box 27 Embu Kenya						
to enable him to conduct postdoctoral research at the Kenya Agricultural Research Institute on the improvement of farmyard manure quality through composting with high quality organic residues	6,000 00	0 00	6,000 00	0 00	0 00	0 00
Francis N Wegulo Geography Department Egerton University P O Box 536 Njoro Kenya						
to enable him to conduct postdoctoral research at Egerton University on energy and development in rural areas of Kenya	24,035 00	0 00	10,038 25	0 00	0 00	13,996 75
Fridah Mugo Kenya						
to enable her to conduct research at the International Centre for Research in Agroforestry on the topic, "The impact of land and tree tenure, land size, and land use policy on tree planting, harvesting, and fuelwood availability in rural Kenya"	2,566 60	0 00	0 00	0 00	2,566 60	0 00

THE ROCKEFELLER FOUNDATION
Identification Number 13-1659629
GRANTS AND EXPENDITURES REPORT

Attachment #2 A
Page 13 of 327

PROGRAM COUNTRY US STATE Grantee Name(s) - Person(s) or Institution(s) Purpose	UNEXPENDED BALANCE AS OF 01-Jan-2000	APPROVED IN 2000	NET EXPENDITURES AS OF Dec-2000	LAPSES (incl cancels & recs) IN 2000	REVERSIONS (incl cancels & recs) IN 2000	UNEXPENDED BALANCE AS OF Dec-2000
AFRICAN INITIATIVES						
KENYA						
George Ombakho Kenya Agricultural Research Institute (KARI) P O Box 450 Kitale, Kenya						
for an African career award to enable him to conduct postdoctoral research at the Kenya Agricultural Research Institute on the topic, "Response to twelve cycles of selection, and development of inbred lines and hybrids from Kitale Synthetic II and Ecuador 573 maize populations in Kenya"	15,360 00	0 00	0 00	0 00	0 00	15,360 00
Githiri Stephen Mwangi Senior Lecturer Department of Crop Science Kibete Campus University of Nairobi P O Box 30197 Nairobi, Kenya						
to enable him to conduct post-doctoral research at the International Centre of Insect Physiology and Ecology using linkage mapping of the main cowpea pest resistant genes	0 00	32,000 00	0 00	0 00	0 00	32,000 00
Institute of Reproductive Health Training and Research Hurlingham Shopping Centre P O Box 21024 Nairobi Kenya						
toward the development of educational information to prepare pre-adolescents for the process of sexual maturation	0 00	25,200 00	0 00	0 00	0 00	25,200 00
Ishmail Mahiri Geography Department Kenyatta University P O Box 43844 Nairobi Kenya						
to enable him to conduct postdoctoral research at Kenyatta University concerning community fuelwood resource management in Nyando District, Kenya	0 00	31,998 00	0 00	0 00	0 00	31,998 00
Jackson Kung'u Kenya Agricultural Research Institute National Agricultural Research Laboratories P O Box 14733 Nairobi Kenya						
to enable him to conduct postdoctoral research at the Kenya Agricultural Research Institute on the fungus causing gray leaf spot of maize in Kenya	0 00	32,000 00	0 00	0 00	0 00	32,000 00

THE ROCKEFELLER FOUNDATION
Identification Number 13-1659629
GRANTS AND EXPENDITURES REPORT

Attachment #2 A
Page 14 of 327

PROGRAM COUNTRY US STATE Grantee Name(s) - Person(s) or Institution(s) Purpose	UNEXPENDED BALANCE AS OF 01-Jan-2000	APPROVED IN 2000	NET EXPENDITURES AS OF Dec-2000	LAPSES (incl cancels & recs) IN 2000	REVERSIONS (incl cancels & recs) IN 2000	UNEXPENDED BALANCE AS OF Dec-2000
AFRICAN INITIATIVES						
KENYA						
Jacob Ole Miaron University of Nairobi Department of Animal Physiology Chiromo Riverside Drive P O Box 30197 Nairobi Kenya						
to enable him to conduct postdoctoral research at the University of Nairobi on validating Maasai ethnoveterinary medicinal plants in Kenya	0 00	32,000 00	9,165 00	0 00	0 00	22,835 00
John Maingi Kenya						
to enable him to conduct research at the Kenya Forestry Research Institute, Nairobi on the topic, "Land Use and Vegetation Change in Response to River Basin Development in the Lower Tana Basin of Eastern Kenya"	85 29	0 00	0 00	0 00	0 00	85 29
Joseph K Rugutt Kenya						
for an African career award to enable him to conduct postdoctoral research at the International Institute of Tropical Agriculture, Ibadan, Nigeria on the topic "Control of African witchweed (Striga) by natural products from native hosts and non-host plants"	4,000 00	0 00	0 00	0 00	0 00	4,000 00
Joseph Oluoch Otieno PRAPACE/Uganda (Network) Centro Internacional de la Papa (CIP) Plot 7 Bandali Rise Bugolobi P O Box 22274 Kampala Kenya						
to enable him to conduct research at Egerton University, Njoro Kenya on the topic "Agricultural Development and Environmental Change in Kuria District Kenya"	5,094 32	0 00	0 00	0 00	0 00	5,094 32
Josephine A Adomako Kenya						
to enable her to conduct her research at the University of Ghana on the topic, "Gender Inequalities, Power in Unions, and Reproductive Decision-Making in Ghana"	60 00	0 00	0 00	0 00	0 00	60 00
Justina Mbugua Kenya						
for her research project on strategies adopted by rural women in Kenya to obtain access to educational resources	8,829 00	0 00	0 00	0 00	0 00	8,829 00

THE ROCKEFELLER FOUNDATION
Identification Number 13-1659629
GRANTS AND EXPENDITURES REPORT

Attachment #2 A
Page 15 of 327

PROGRAM COUNTRY US STATE Grantee Name(s) - Person(s) or Institution(s) Purpose	UNEXPENDED BALANCE AS OF 01-Jan-2000	APPROVED IN 2000	NET EXPENDITURES AS OF Dec-2000	LAPSES (incl cancels & recs) IN 2000	REVERSIONS (incl cancels & recs) IN 2000	UNEXPENDED BALANCE AS OF Dec-2000
AFRICAN INITIATIVES						
KENYA						
Kenyatta University PO Box 43844 Nairobi, Kenya						
for the costs of a meeting to bring together international agencies and donors based in Kenya with the Government and Kenyan universities to examine the feasibility of a project to advance girls' mathematics and science education in Kenya	0 00	16,700 00	16,700 00	0 00	0 00	0 00
toward the costs of creating awareness among stakeholders about life skills and sexual maturation as they affect girls' access to and participation in education	0 00	30,000 00	30,000 00	0 00	0 00	0 00
Lawrence Ikamari c/o Population Studies and Research Institute University of Nairobi P O Box 30197 Nairobi Kenya						
to enable him to conduct postdoctoral research at the University of Nairobi on maternal health care utilization in Teso District, Kenya	0 00	32,000 00	14,551 00	0 00	0 00	17,449 00
Linus Muriithi Kenya Agricultural Research Institute Regional Research Centre P O Box 27 Embu Kenya						
to enable him to conduct postdoctoral research at the Kenya Agricultural Research Institute on the development and improvement of integrated management strategies for Irish potato bacterial wilt in Kenya	0 00	32,000 00	13,072 00	0 00	0 00	18,928 00
Louis Mumera Kenya						
to enable him to conduct postdoctoral research at Egerton University on soil fertility replenishment and weed control in maize-based cropping systems in western Kenya	0 00	32,000 00	0 00	0 00	0 00	32,000 00
Maendeleo ya Wanawake Organization P O Box 44412 Nairobi, Kenya						
toward the cost of implementing an intervention designed to reduce girls' drop-out rates from primary school in five districts in Kenya that currently have poor girls' completion rates	0 00	315,875 00	200,900 00	0 00	0 00	114,975 00
Maseno University College Maseno Kenya						
for administrative costs associated with Priscilla Shilaro's research	2,500 00	0 00	0 00	0 00	0 00	2,500 00

THE ROCKEFELLER FOUNDATION
Identification Number 13-1659629
GRANTS AND EXPENDITURES REPORT

Attachment #2 A
Page 16 of 327

PROGRAM COUNTRY US STATE Grantee Name(s) - Person(s) or Institution(s) Purpose	UNEXPENDED BALANCE AS OF 01-Jan-2000	APPROVED IN 2000	NET EXPENDITURES AS OF Dec-2000	LAPSES (incl cancels & recs) IN 2000	REVERSIONS (incl cancels & recs) IN 2000	UNEXPENDED BALANCE AS OF Dec-2000
AFRICAN INITIATIVES						
KENYA						
Materi Girls' Centre P O Box 194 Meru, Kenya						
toward the costs of its project to train trainers, community leaders, and youth in health concepts that will promote better health for the Centre's students and the surrounding community	0 00	25,000 00	25,000 00	0 00	0 00	0 00
Mazingira Institute P O Box 14550 Nairobi Kenya						
for a project on science and mathematics in girls' and women's lives	45,315 00	0 00	0 00	0 00	45,315 00	0 00
for the costs of producing and distributing to host institutions in Uganda and Malawi comic books for the Minds Across Africa School Clubs, designed to enhance the quality of primary education with an emphasis on gender equality	163,039 92	0 00	105,940 79	0 00	0 00	57,099 13
Meleckidzedeck Khayesi P O Box 43844 Nairobi Kenya						
to enable him to conduct postdoctoral research at Kenyatta University on the socio-economic determinants of the ability to cope with the consequences of road traffic accidents in Kenya	0 00	32,000 00	7,029 50	0 00	0 00	24,970 50
Moses Imo Department of Forestry Moi University P O Box 1125 Eldoret, Kenya						
to enable him to conduct his research at the Moi University on the topic "A Graphical Approach to Evaluate Tree-crop Interactions in Agroforestry"	2,300 00	0 00	0 00	0 00	0 00	2,300 00
Njen Gikonyo Kenya						
to enable her to conduct dissertation research at the University of Zimbabwe on the topic "Information and Market Structure in Zimbabwean Wholesale Vegetable Markets"	1,478 00	0 00	0 00	0 00	0 00	1,478 00
Omu A Anzala Kenya						
to enable him to conduct postdoctoral research at the University of Nairobi on the topic "Long-term nonprogressive HIV-1 infection"	0 16	0 00	0 00	0 00	0 00	0 16

THE ROCKEFELLER FOUNDATION
Identification Number 13-1659629
GRANTS AND EXPENDITURES REPORT

Attachment #2 A
Page 17 of 327

PROGRAM COUNTRY US STATE Grantee Name(s) - Person(s) or Institution(s) Purpose	UNEXPENDED BALANCE AS OF 01-Jan-2000	APPROVED IN 2000	NET EXPENDITURES AS OF Dec-2000	LAPSES (incl canc & recens) IN 2000	REVERSIONS (incl canc & recens) IN 2000	UNEXPENDED BALANCE AS OF Dec-2000
AFRICAN INITIATIVES						
KENYA						
Oscar Wambuguh Kenya						
to enable him to conduct dissertation research at the Kenya Wildlife Service in Nairobi, Kenya on the topic, "Local Communities and Wildlife: Analysis of People-Wildlife Interactions Using a Geographic Information System (GIS) in Laikipia District of Kenya"	6,500 00	0 00	0 00	0 00	0 00	6,500 00
Philomena Wairimu Muiruri Geography Department Philomena Wairimu Muiruri P O Box 43844 Nairobi, Kenya						
to enable her to conduct postdoctoral research at Kenyatta University on gender inequalities in the planning, development and management of low-income settlements in Nairobi, Kenya	0 00	32,000 00	4,135 00	0 00	0 00	27,865 00
Plus S W Owino Institute of Policy Analysis and Research P O Box 45843 Nairobi, Kenya						
to enable him to conduct postdoctoral research at the Institute of Policy Analysis and Research on cost recovery strategies for sustainable community pharmacies in Kenya	32,000 00	0 00	24,910 40	0 00	0 00	7,089 60
Priscilla M Shilaro Kenya						
to enable her to conduct research at Maseno University College on the topic, "British Trusteeship, African Land Rights and the Kakamega Gold Rush, 1930-1953"	2,127 40	0 00	0 00	0 00	0 00	2,127 40
Rachel Gesami African Economic Research Consortium P O Box 62882 Nairobi Kenya						
to enable her to conduct postdoctoral research at the African Economic Research Consortium on the effect of health care reforms on access to health services in Kenya	0 00	32,000 00	8,185 00	0 00	0 00	23,815 00
Richard Ombul Nyankanga Department of Horticulture Egerton University P O Box 536 Njoro, Kenya						
to enable him to conduct research on the topic, "Evaluation of cultural practices, host resistance and farmers' knowledge in the management of potato late blight in Kenya "	5,500 00	0 00	2,878 64	0 00	0 00	2,621 36

THE ROCKEFELLER FOUNDATION
Identification Number 13-1659629
GRANTS AND EXPENDITURES REPORT

Attachment #2 A
Page 18 of 327

PROGRAM COUNTRY US STATE Grantee Name(s) - Person(s) or Institution(s) Purpose	UNEXPENDED BALANCE AS OF 01-Jan-2000	APPROVED IN 2000	NET EXPENDITURES AS OF Dec-2000	LAPSES (incl cancels & recs) IN 2000	REVERSIONS (incl cancels & recs) IN 2000	UNEXPENDED BALANCE AS OF Dec-2000
AFRICAN INITIATIVES						
KENYA						
Rosemary Alieno Institute for Development Studies University of Nairobi P O Box 30197 Nairobi Kenya						
to enable her to conduct postdoctoral research at the University of Nairobi on rural infrastructure and the development of private trade in Kenya's agricultural sector	10,728 00	0 00	3,799 00	0 00	0 00	6,929 00
Samson Angima Nairobi Kenya						
to enable him to conduct research on the topic, "Modeling soil and nutrient loss reduction using callandra calthyrus hedges and other vegetative materials for adaptation of the RUSLE model in Kenya"	2,381 14	0 00	0 00	0 00	2,381 14	0 00
Sheila Okoth Department of Botany University of Nairobi Biological Sciences Building P O Box 30197 Nairobi Kenya						
to enable her to conduct postdoctoral research at the University of Nairobi on mycotoxin contamination in infants' food in Kenya	0 00	32,000 00	13,861 20	0 00	0 00	18,138 80
Silas Simiyu Kenya Electricity Generating Company Olkaria Geothermal Project P O Box 1202 Naivasha Kenya						
to enable him to conduct postdoctoral research at the Kenya Electricity Generating Company, Ltd on the application of micro-seismic studies in geothermal exploration in Kenya's Suswa geothermal area	31,316 00	0 00	23,603 00	0 00	0 00	7,713 00
Symon Mwangi Kenya						
to enable him to conduct research at Egerton University, Njoro, Kenya on the topic "Status of Exserohilum turcicum, Puccinia spp and Pathogenic Variations of Bipolaris spp and their implications for Maize Improvement in Kenya"	2,200 00	0 00	0 00	0 00	0 00	2,200 00
University of Nairobi P O Box 30197 Nairobi, Kenya						
toward the publication of a booklet on HIV/AIDS education and its distribution to primary and secondary school teachers in Kenya	0 00	10,917 00	0 00	0 00	0 00	10,917 00

THE ROCKEFELLER FOUNDATION
Identification Number 13-1659629
GRANTS AND EXPENDITURES REPORT

Attachment #2 A
Page 19 of 327

PROGRAM COUNTRY US STATE Grantee Name(s) - Person(s) or Institution(s) Purpose	UNEXPENDED BALANCE AS OF 01-Jan-2000	APPROVED IN 2000	NET EXPENDITURES AS OF Dec-2000	LAPSES (incl cancels & recs) IN 2000	REVERSIONS (incl cancels & recs) IN 2000	UNEXPENDED BALANCE AS OF Dec-2000
AFRICAN INITIATIVES						
LIBERIA						
Monrovia, Liberia						
for administrative costs associated with William Allen's research	2,500 00	0 00	0 00	0 00	0 00	2,500 00
William Ezra Allen Department of History University of Liberia P O Box 9020 Monrovia Liberia						
to enable him to conduct research on the topic, "Palm oil, lappa and coffee The Liberian coastal enclaves and the frontier in the nineteenth century "	2,288 00	0 00	-166 95	0 00	0 00	2,454 95
MADAGASCAR						
Jonah Henri Ratsimbazafy Madagascar Institute pour la Conservation des Environnements tropicaux BP 3715 Antananarivo Madagascar						
to enable him to conduct research on the topic, "Responses of black and white ruffed lemurs (Varecia variegata variegata) to habitat disturbances in Manombo Special Reserve, Madagascar "	5,500 00	0 00	4,068 00	0 00	0 00	1,432 00
Madagascar Institut pour la Conservation des Environnements Tropicaux BP 3715 Antananarivo, Madagascar						
for administrative costs associated with Jonah Ratsimbazafy's research	1,250 00	0 00	1,250 00	0 00	0 00	0 00
Sylvain Razafimandimbison Madagascar						
to enable him to conduct research at the Botanical and Zoological Park of Tsimbazaza on the topic, "Systematics and biogeography of the rubiaceae-nucleae Inferences from morphological and molecular data"	1,783 16	0 00	0 00	0 00	0 00	1,783 16
MALAWI						
Aggrey J D Ambali Department of Biology University of Malawi P O Box 280 Zomba, Malawi						
to enable him to conduct postdoctoral research at the University of Malawi on the effectiveness of protective reserves for the recovery of commercially important small cichlid species in Lake Malombe, Malawi	0 00	32,000 00	11,733 00	0 00	0 00	20,267 00

THE ROCKEFELLER FOUNDATION
 Identification Number 13-1659629
 GRANTS AND EXPENDITURES REPORT

Attachment #2 A
 Page 20 of 327

PROGRAM COUNTRY US STATE Grantee Name(s) - Person(s) or Institution(s) Purpose	UNEXPENDED BALANCE AS OF 01-Jan-2000	APPROVED IN 2000	NET EXPENDITURES AS OF Dec-2000	LAPSES (incl cancels & recens) IN 2000	REVERSIONS (incl cancels & recens) IN 2000	UNEXPENDED BALANCE AS OF Dec-2000
AFRICAN INITIATIVES						
MALAWI						
Daniel Matthews Jamu ICLARM The World Fish Center P O Box 229 Zomba, Malawi						
to enable him to conduct postdoctoral research at the International Center for Living Aquatic Resources Management concerning nitrogen use and efficiency and retention in Integrated aquaculture/agriculture systems in Malawi	0 00	31,933 00	0 00	0 00	0 00	31,933 00
University of Malawi P O Box 278 Zomba Malawi						
for its Minds Across Africa School Clubs project	99,120 00	0 00	56,490 00	0 00	0 00	42,630 00
for its research "School Dropout among Boys and Girls in Primary Schools in Malawi Causes and Solutions"	11 350 00	0 00	11,350 00	0 00	0 00	0 00
research support - Lewis Mtonga	2,500 00	0 00	0 00	0 00	0 00	2,500 00
Wampulumuka Mulwafu Malawi						
to enable him to conduct dissertation research at the University of Malawi on the topic "The State, Conservationism, and Sustainability in a Peasant Economy in Malawi, 1860's-1964"	732 00	0 00	0 00	0 00	0 00	732 00
Wildlife Society of Malawi P O Box 1429 Blantyre Malawi						
for its environmental education project in the Chikwawa district of Malawi	1,577 74	0 00	-1,404 73	0 00	0 00	2,982 47
MALI						
Institut du Sahel B P 1530 Bamako, Mali						
for administrative costs associated with Nafissatou Diop-Sidibé's research	2,500 00	0 00	0 00	0 00	0 00	2,500 00

THE ROCKEFELLER FOUNDATION
Identification Number 13-1659629
GRANTS AND EXPENDITURES REPORT

Attachment #2 A
Page 21 of 327

PROGRAM COUNTRY US STATE Grantee Name(s) - Person(s) or Institution(s) Purpose	UNEXPENDED BALANCE AS OF 01-Jan-2000	APPROVED IN 2000	NET EXPENDITURES AS OF Dec-2000	LAPSES (incl cancels & recs) IN 2000	REVERSIONS (incl cancels & recs) IN 2000	UNEXPENDED BALANCE AS OF Dec-2000
AFRICAN INITIATIVES						
MALI						
Nafissatou Diop-Skibé Institut du Sahel Centre d'Etudes et de Recherche sur la Population pour le Développement B P 1530 Bamako, Mali						
to enable her to conduct research on the topic "Domestic violence against women in Bamako, Mali A gender perspective "	5,500 00	0 00	-15,375 00	0 00	20,875 00	0 00
MOZAMBIQUE						
Alda Romão Saúte Mozambique						
to enable her to conduct research on the topic, "The African-mission encounter and education in Mozambique The Anglican mission of Santo Agostinho-Maclean, 1928-1974 "	2,933 33	0 00	0 00	0 00	2,933 33	0 00
Universidade Eduardo Mondlane P O Box 257 Maputo, Mozambique						
research support - Arlindo Chilundo	2,500 00	0 00	0 00	0 00	0 00	2,500 00
NAMIBIA						
University of Namibia Private Bag 13301 Windhoek Namibia						
toward the development of regional networking among Southern African universities	12,900 00	0 00	0 00	0 00	0 00	12,900 00
NIGER						
Abdourhamane Issoufou Kollo Niger						
to enable him to conduct dissertation research at the National Institute of Agronomy Research on the topic, "Acremonium wilt of sorghum Interaction between acremonium strictum and a lesion nematode, pratylenchus spp "	4,088 74	0 00	0 00	0 00	4,088 74	0 00
Ibrahim Boukary Baoua Niger						
to enable him to conduct dissertation research at the Niger National Institute of Agronomic Research in Niamey, Niger on the topic "Tropic Relationships of Forficula senegalensis Serville (Dermaptera Forficulidae) on Bulrush Millet Evaluation of the Earwig as a Predator of Phytophagous insects	4,000 00	0 00	0 00	0 00	0 00	4,000 00

THE ROCKEFELLER FOUNDATION
Identification Number 13-1659629
GRANTS AND EXPENDITURES REPORT

Attachment #2 A
Page 22 of 327

PROGRAM COUNTRY US STATE Grantee Name(s) - Person(s) or Institution(s) Purpose	UNEXPENDED BALANCE AS OF 01-Jan-2000	APPROVED IN 2000	NET EXPENDITURES AS OF Dec-2000	LAPSES (Incl cancels & recs) IN 2000	REVERSIONS (Incl cancels & recs) IN 2000	UNEXPENDED BALANCE AS OF Dec-2000
AFRICAN INITIATIVES						
NIGERIA						
Center for Advanced Social Science Private Mail Bag 6225 Port Harcourt Nigeria						
for administrative costs associated with Boye Ejobowah's dissertation research	2,500 00	0 00	0 00	0 00	0 00	2,500 00
Chima Jacob Korieh Department of History/International Studies Imo State University PMB 2000 Owerri Nigeria						
to enable him to conduct research on the topic "Agricultural sustainability, the state and agricultural crisis in southeastern Nigeria, 1900-1990 "	1,500 00	0 00	-741 06	0 00	0 00	2,241 06
Monday Ochu Mbila Nigeria						
to enable him to conduct his research at the University of Nigeria on the topic, "The Distribution and Movement of Heavy Metals in Sewage-Sludge-Amended Nigerian Soil"	7,921 15	0 00	0 00	0 00	0 00	7,921 15
Moses M. Zinnah c/o Sasakawa Global - 2000 Winrock International Institute for Agricultural Development 14 Ridge Road Roman Ridge Accra Nigeria						
for an African Career Award to enable him to conduct postdoctoral research at the University of Cape Coast to assess agricultural education at tertiary institutions in Ghana	10,050 00	0 00	4,050 00	0 00	0 00	6,000 00
SENEGAL						
Cheikh Anta Diop University BP 5005 Dakar Fann, Senegal						
for administrative costs associated with Cheikh Anta Mbacké Babou's research	2,500 00	0 00	0 00	0 00	0 00	2,500 00
Cheikh Anta Mbacké Babou Department of History Université Cheikh Anta Diop BP 5005 Dakar-Fann Senegal						
to enable him to conduct research on the topic "Cohesion and the role of educational practice in the genesis and development of the Muridiyya "	5,500 00	0 00	4,085 65	0 00	1,414 35	0 00

THE ROCKEFELLER FOUNDATION
Identification Number 13-1659629
GRANTS AND EXPENDITURES REPORT

Attachment #2 A
Page 23 of 327

PROGRAM COUNTRY US STATE Grantee Name(s) - Person(s) or Institution(s) Purpose	UNEXPENDED BALANCE AS OF 01-Jan-2000	APPROVED IN 2000	NET EXPENDITURES AS OF Dec-2000	LAPSES (incl cancels & recs) IN 2000	REVERSIONS (incl cancels & recs) IN 2000	UNEXPENDED BALANCE AS OF Dec-2000
AFRICAN INITIATIVES						
SENEGAL						
Coumba Mar Gadio Senegal						
to enable her to conduct dissertation research at the Senegalese Institute for Agricultural Research in Dakar, Senegal on the topic "Women's Changing Roles, Issues and Decision-Making The Case of Lebou-Wotof Farmers in Thiedem"	2,804 81	0 00	0 00	0 00	0 00	2,804 81
SIERRA LEONE						
Alah Randolph Lebbie Sierra Leone						
to enable him to conduct research on the topic "Significance of non-timber forest products in the conservation and development of a West Africa forest reserve "	2,816 63	0 00	0 00	0 00	2,816 63	0 00
SOUTH AFRICA						
Elaine Salo South Africa						
to enable her to conduct research at the University of Western Cape on the topic, "Negotiating adolescence and sexuality in Khayelitsha, South Africa"	3,158 17	0 00	0 00	0 00	3,158 17	0 00
Mohamed Fareed Jeebhay South Africa						
to enable him to conduct research on the topic, "Occupational allergy associated with rock-lobster and saltwater bony fish processing in South Africa "	5,500 00	0 00	0 00	0 00	0 00	5,500 00
National Urban Reconstruction and Housing Agency 710 Hallmark Towers 54 Siemert Road New Doornfontein 2094 Johannesburg, South Africa						
to provide a guarantee facility to assist it in the development of experimental rental housing for low-income families in South Africa	100,000 00	0 00	0 00	100,000 00	0 00	0 00
Nithiseelan Rajen Naidoo Congella South Africa						
to enable him to conduct research on the topic "Respiratory health among South African coal miners "	5,500 00	0 00	0 00	0 00	0 00	5,500 00

THE ROCKEFELLER FOUNDATION
Identification Number 13-1659629
GRANTS AND EXPENDITURES REPORT

Attachment #2 A
Page 24 of 327

PROGRAM COUNTRY US STATE Grantee Name(s) - Person(s) or Institution(s) Purpose	UNEXPENDED BALANCE AS OF 01-Jan-2000	APPROVED IN 2000	NET EXPENDITURES AS OF Dec-2000	LAPSES (incl cancels & recs) IN 2000	REVERSIONS (incl cancels & recs) IN 2000	UNEXPENDED BALANCE AS OF Dec-2000
AFRICAN INITIATIVES						
SOUTH AFRICA						
Peter Lekgoathi South Africa						
to enable him to conduct research on the topic, "The making of an ethnic identity in a South African chiefdom Zebediela c 1830-1994 "	2,933 34	0 00	0 00	0 00	2,933 34	0 00
South African Broadcasting Corporation Private Bag X41 Auckland Park 2006 South Africa						
for its outreach program, Takalani Sesame, designed to provide access to quality, early learning experiences in disadvantaged communities through the effective use of radio and television programs	0 00	150,000 00	0 00	0 00	0 00	150,000 00
Tandeka Nkiwane Center for African Studies University of Capetown Private Bag, Rondebosch Capetown 7701 South Africa						
to enable her to conduct research on the topic, "Clash and Convergence Political elites and regional security in Southern Africa"	2,583 06	0 00	-376 75	0 00	2,959 81	0 00
University of Cape Town Private Bag Rondebosch, 7701 South Africa						
for administrative costs associated with Bool Themeli's research	2,500 00	0 00	0 00	0 00	0 00	2,500 00
for the costs of consultations with the vice chancellors of the partner universities of the University Science, Humanities and Engineering Program in Africa on the expansion of the program to include health sciences and agriculture	0 00	50,000 00	50,000 00	0 00	0 00	0 00
for the costs of consultative workshops of the partner universities of its University Science, Humanities and Engineering Partnership in Africa in order to develop collaborative research projects that integrate capacity development with a focus on health equity and food security	0 00	270,380 00	270,380 00	0 00	0 00	0 00
to set up a Lectureship/Research Exchange Program in Anthropology between South African and other African countries, to be carried out in collaboration with the Pan-African Anthropology Association of Southern Africa	7,500 00	0 00	0 00	0 00	0 00	7,500 00
toward the costs of an evaluation workshop for its collaborative program to foster the development of partnerships in university science, the humanities and engineering throughout Africa	5,000 00	0 00	0 00	0 00	0 00	5,000 00
toward the costs of its African Gender Institute's associates program to build resources for gender equity	450,000 00	0 00	450,000 00	0 00	0 00	0 00

THE ROCKEFELLER FOUNDATION
Identification Number 13-1659629
GRANTS AND EXPENDITURES REPORT

Attachment #2 A
Page 25 of 327

PROGRAM COUNTRY US STATE Grantee Name(s) - Person(s) or Institution(s) Purpose	UNEXPENDED BALANCE AS OF 01-Jan-2000	APPROVED IN 2000	NET EXPENDITURES AS OF Dec-2000	LAPSES (incl cancels & recs) IN 2000	REVERSIONS (incl cancels & recs) IN 2000	UNEXPENDED BALANCE AS OF Dec-2000
AFRICAN INITIATIVES						
SOUTH AFRICA						
University of Durban-Westville Private Bag X54001 Durban 4000 South Africa						
for administrative costs associated with Soraya E Goga's research	1,250 00	0 00	0 00	0 00	0 00	1,250 00
for the costs of producing and distributing the African Forum for Children's Literacy in Science and Technology and for follow-up activities to the conference	270 38	0 00	0 00	0 00	0 00	270 38
for the transition of the Foundation's program, the African Forum for Children's Literacy in Science and Technology, to the University	2,253 10	0 00	0 00	0 00	0 00	2,253 10
toward the costs of its program, the African Forum for Children's Literacy in Science and Technology	479,300 00	0 00	320,000 00	0 00	0 00	159,300 00
toward the costs of its upward bound university-wide academic enrichment program designed to increase high school students' chances of obtaining a university education	250,000 00	0 00	250,000 00	0 00	0 00	0 00
University of the Western Cape Private Bag X17 Bellville 7535 South Africa						
to establish a program in visiting fellows in African history at the Institute for Historical Research	30,050 00	0 00	0 00	0 00	0 00	30,050 00
NEW JERSEY						
Soraya E Goga 267 Townsend Street New Brunswick 08901 South Africa						
to enable her to conduct research at the University of Witwatersrand and the University of Durban-Westville on the topic, "Towards equity? Property development and the post apartheid city"	2 240 00	0 00	-516 52	0 00	0 00	2,756 52
SUDAN						
Siddig El Tayeb Muneer Department of Rural Economy Faculty of Agriculture University of Khartoum Khartoum, Sudan						
for his research project on the magnitude and determinants of gender disparity in basic education in Northern Kordofan State, Sudan	2,611 00	0 00	0 00	0 00	0 00	2,611 00

THE ROCKEFELLER FOUNDATION
Identification Number 13-1659629
GRANTS AND EXPENDITURES REPORT

Attachment #2 A
Page 26 of 327

PROGRAM COUNTRY US STATE Grantee Name(s) - Person(s) or Institution(s) Purpose	UNEXPENDED BALANCE AS OF 01-Jan-2000	APPROVED IN 2000	NET EXPENDITURES AS OF Dec-2000	LAPSES (incl canc & recens) IN 2000	REVERSIONS (incl canc & recens) IN 2000	UNEXPENDED BALANCE AS OF Dec-2000
AFRICAN INITIATIVES						
SUDAN						
University of Khartoum Khartoum, Sudan						
for administrative costs associated with Amal Hassan Fadlalla's dissertation research	2,500 00	0 00	0 00	0 00	0 00	2,500 00
for administrative costs associated with Mutassim Abdelrahman's research	2,500 00	0 00	0 00	0 00	0 00	2,500 00
Upper Nile University Sudan						
research support - Aker Julia Duany	2,500 00	0 00	0 00	0 00	0 00	2,500 00
SWAZILAND						
University of Swaziland Private Bag No 4 Kwaluseni, Swaziland						
to strengthen its Women In Science and Technology In Africa Network	19,400 00	0 00	0 00	0 00	0 00	19,400 00
TANZANIA						
Charles Bwenge University of Dar es Salaam P O Box 35091 Dar es Salaam Tanzania						
to enable him to conduct research on the topic, "Codeswitching in political discourse in Tanzania A case study of national legislatures"	2,412 00	0 00	-106 59	0 00	0 00	2,518 59
N D T M Rukazambuga Ministry of Agriculture and Food Maruku Agricultural Research and Development Institute PO Box 127 Bukoba, Tanzania						
to enable him to conduct postdoctoral research at Maruku Agricultural Research Institute on banana weevil (Cosmopolites sordidus) - host (Musa AAA-EA) interaction, with an emphasis on the role of plant nutrients on weevil damage and banana production decline in Bukoba district, Tanzania	26,700 00	0 00	6,650 00	0 00	0 00	20,050 00

THE ROCKEFELLER FOUNDATION
Identification Number 13-1659629
GRANTS AND EXPENDITURES REPORT

Attachment #2 A
Page 27 of 327

PROGRAM COUNTRY US STATE Grantee Name(s) - Person(s) or Institution(s) Purpose	UNEXPENDED BALANCE AS OF 01-Jan-2000	APPROVED IN 2000	NET EXPENDITURES AS OF Dec-2000	LAPSES (incl cancels & recs) IN 2000	REVERSIONS (incl cancels & recs) IN 2000	UNEXPENDED BALANCE AS OF Dec-2000
AFRICAN INITIATIVES						
TANZANIA						
Pantaleo Munishi Department of Forest Biology Sokoine University of Agriculture P O Box 3010 Morogoro Tanzania						
to enable him to conduct research on the topic, " The potential of natural forest ecosystems to conserve biodiversity, regulate water flow and mitigate greenhouse gas emissions in Tanzania"	1,833 00	0 00	-118 85	0 00	0 00	1,951 85
Paul Manda University of Dar es Salaam P O Box 35092 Dar es Salaam Tanzania						
to enable him to conduct postdoctoral research at the University of Dar es Salaam on the relationship between modern contraceptive use and women's empowerment in Dodoma Municipality, Tanzania	0 00	31,985 00	10,491 60	0 00	0 00	21,493 40
Rashid Adam Tamalamah Department of Zoology and Marine Biology University of Dar es Salaam P O Box 35091 Dar es Salaam Tanzania						
to enable him to conduct research on the topic, "The export coefficient modeling for predicting the input of phosphorus from rural catchments flowing into the Speke Gulf, Lake Victoria, Tanzania "	5,500 00	0 00	3,630 00	0 00	0 00	1,870 00
UGANDA						
Adipala Ekwamu Uganda						
for an African career award to enable him to conduct postdoctoral research at Makerere University, Uganda, on the topic "Identification of farmer-friendly management practices against late blight of potato in Uganda	6,000 00	0 00	0 00	0 00	0 00	6,000 00
Barnabas Amooli Kilza Department of Agricultural Economics & Agribusiness Makerere University P O Box 7062 Kampala Uganda						
to enable him to conduct postdoctoral research at Makerere University on microfinance development and poverty alleviation in Uganda	0 00	32,000 00	24,300 00	0 00	0 00	7,700 00

THE ROCKEFELLER FOUNDATION
Identification Number 13-1659629
GRANTS AND EXPENDITURES REPORT

Attachment #2 A
Page 28 of 327

PROGRAM COUNTRY US STATE Grantee Name(s) - Person(s) or Institution(s) Purpose	UNEXPENDED BALANCE AS OF 01-Jan-2000	APPROVED IN 2000	NET EXPENDITURES AS OF Dec-2000	LAPSES (incl cancels & recs) IN 2000	REVERSIONS (incl cancels & recs) IN 2000	UNEXPENDED BALANCE AS OF Dec-2000
AFRICAN INITIATIVES						
UGANDA						
Bernard Bashaasha Department of Agricultural Economics Bernard Bashaasha P O Box 7062 Kampala, Uganda						
to enable him to conduct postdoctoral research at the National Agricultural Research Organization on the impact of population pressure and different land use practices on household welfare and natural resources in southwestern Uganda	23,995 00	0 00	15,418 00	0 00	0 00	8,577 00
Dick Sserunkuma Department of Agricultural Economics Makerere University P O Box 7062 Kampala Uganda						
to enable him to conduct postdoctoral research at Makerere University on the role of non-conventional feed resources as a supplement to private pastures in Uganda	6,000 00	0 00	6,000 00	0 00	0 00	0 00
Flavia Kabeere Kawanda Agricultural Research Institute National Agricultural Research Organization P O Box 7065 Kampala, Uganda						
to enable her to conduct postdoctoral research at the Kawanda Agriculture Research Institute of Uganda's National Agricultural Research Organization on the improvement of home-saved seed quality in Uganda	6,000 00	0 00	-707 02	0 00	0 00	6,707 02
Forum for African Women Educationalists Uganda Chapter P O Box 24117 Kampala Uganda						
for general support	0 00	25,000 00	25,000 00	0 00	0 00	0 00
George William Nasinyama Dept of Veterinary Public Health & Preventive Medicine Makerere University Faculty of Veterinary Medicine P O Box 7062 Kampala, Uganda						
to enable him to conduct postdoctoral research at Makerere University on the epidemiology and economic impact of Salmonella infection in poultry in Uganda	6,933 99	0 00	933 99	0 00	0 00	6,000 00

THE ROCKEFELLER FOUNDATION
Identification Number 13-1659629
GRANTS AND EXPENDITURES REPORT

Attachment #2 A
Page 29 of 327

PROGRAM COUNTRY US STATE Grantee Name(s) - Person(s) or Institution(s) Purpose	UNEXPENDED BALANCE AS OF 01-Jan-2000	APPROVED IN 2000	NET EXPENDITURES AS OF Dec-2000	LAPSES (incl canc & recens) IN 2000	REVERSIONS (incl canc & recens) IN 2000	UNEXPENDED BALANCE AS OF Dec-2000
AFRICAN INITIATIVES						
UGANDA						
Grace Bantebya Kyomuhendo Department of Women and Gender Studies Faculty of Social Sciences Makerere University P O Box 7062 Kampala, Uganda						
to enable her to conduct postdoctoral research at Makerere University on causes of maternal mortality in Uganda	0 00	29,960 00	7,139 00	0 00	0 00	22,821 00
James Tumwine P O Box 28623 Kampala Uganda						
to enable him to conduct postdoctoral research at the Kawanda Agricultural Research Institute on the resistance of tomatoes to late blight disease in Uganda	0 00	34,000 00	13,323 00	0 00	0 00	20,677 00
Jasper Ogwal-Okeng Department of Pharmacology & Therapeutics Makerere University P O Box 7072 Kampala Uganda						
to enable him to conduct postdoctoral research at Makerere University on the effectiveness and safety of two traditional herbal remedies for the treatment of malaria in Uganda	0 00	32,000 00	9,020 00	0 00	0 00	22,980 00
John Johnson Hakiza Kawanda Research Institute P O Box 7065 Kampala, Uganda						
for an African Career Award to enable him to conduct postdoctoral research at the Namulonge Agriculture and Animal Production Research Institute on the generation and transfer of potato technology in Uganda	12,040 00	0 00	6,040 00	0 00	0 00	6,000 00
Joseph Oryokot Serere Agricultural and Animal Production Research Institute National Agricultural Research Organization P O SOROTI Uganda						
to enable him to conduct postdoctoral research at Makerere University on the use of animal draught technology to improve weed management in finger millet in Uganda	0 00	31,825 00	1,104 50	0 00	0 00	30,720 50

THE ROCKEFELLER FOUNDATION
Identification Number 13-1659629
GRANTS AND EXPENDITURES REPORT

Attachment #2 A
Page 30 of 327

PROGRAM COUNTRY US STATE Grantee Name(s) - Person(s) or Institution(s) Purpose	UNEXPENDED BALANCE AS OF 01-Jan-2000	APPROVED IN 2000	NET EXPENDITURES AS OF Dec-2000	LAPSES (incl cancels & recs) IN 2000	REVERSIONS (incl cancels & recs) IN 2000	UNEXPENDED BALANCE AS OF Dec-2000
AFRICAN INITIATIVES						
UGANDA						
Makerere University P O Box 7062 Kampala Uganda						
for a project to create awareness among stakeholders about life skills and sexual maturation as they affect girls' access to and participation in education	0 00	30,000 00	30,000 00	0 00	0 00	0 00
for Its Minds Across Africa School Clubs project	48,930 00	0 00	48,930 00	0 00	0 00	0 00
toward the cost of the publication, Transformation and Challenges to Development in Uganda, which aims to examine and document positive and negative aspects of policies that have influenced events in Uganda over the past fifteen years, and set out ideas for future development	55,000 00	0 00	55,000 00	0 00	0 00	0 00
toward the costs of illustrating children's stories from its project on Minds Across Africa School Clubs	0 00	58,881 00	58,881 00	0 00	0 00	0 00
Michael Ugen Adrogu Uganda						
to enable him to conduct his research at Namulonge Agricultural and Animal Production Research Institute (NAARI) in Uganda, on the topic "Analysis of Competition and Nutrient Management in Dry Bean (Phaseolus Vulgaris L.) Weed Association"	4,249 71	0 00	0 00	0 00	0 00	4,249 71
Monica Musenero Uganda						
to enable her to conduct research on the topic, "Epidemiology and significance of mycobacterium bovis as a cause of human tuberculosis in rural Uganda"	5,500 00	0 00	0 00	0 00	0 00	5,500 00
Peter J. Ebele Serere Agricultural and Animal Production Research Institute (SAARI) P O Box Soroti Uganda						
for an African career award to enable him to conduct postdoctoral research at Serere Agricultural and Animal Production Research Institute (SAARI), Uganda, on the topic "A study of the variability in blast disease fungus Pyricularia grisea, and mode of inheritance of resistance to the disease by finger millet"	6,000 00	0 00	0 00	0 00	0 00	6,000 00
Rose Mugidde Uganda						
to enable her to conduct research at Fisheries Research Institute on the topic, "Algal nitrogen fixation in Lake Victoria (East Africa)"	5,500 00	0 00	0 00	0 00	0 00	5,500 00

THE ROCKEFELLER FOUNDATION
Identification Number 13-1659629
GRANTS AND EXPENDITURES REPORT

Attachment #2 A
Page 31 of 327

PROGRAM COUNTRY US STATE Grantee Name(s) - Person(s) or Institution(s) Purpose	UNEXPENDED BALANCE AS OF 01-Jan-2000	APPROVED IN 2000	NET EXPENDITURES AS OF Dec-2000	LAPSES (incl cancels & recs) IN 2000	REVERSIONS (incl cancels & recs) IN 2000	UNEXPENDED BALANCE AS OF Dec-2000
AFRICAN INITIATIVES						
UGANDA						
The Nnabagereka Development Trust Fund Bulange MONGO P O Box 7451 Kampala Uganda						
toward the costs of research to identify critical areas to address and approaches to mobilize communities and households in promoting children's welfare and economic development	0 00	51,982 00	51,982 00	0 00	0 00	0 00
Uganda Cooperative Alliance Kampala Uganda						
research support - Millie Abaru	2,500 00	0 00	0 00	0 00	0 00	2,500 00
Wilberforce Tushemereirwe Kawanda Agricultural Research Institute (KARI) National Agricultural Research Organisation (NARO) P O Box 7065 Kampala, Uganda						
to enable him to conduct postdoctoral research at the Kawanda Agricultural Research Institute, Uganda, on the effect of banana leaf speckle on yield in East African highland bananas	0 00	32,000 00	8,180 00	0 00	0 00	23,820 00
Wilson Mwanja Uganda						
to enable research at the Fisheries Research Institute on the topic, "Population genetic structure, ecological, and evolutionary genetics of the Tilapia and Labeina species of Lake Kyoga and Lake Victoria Basins Evolution, conservation and management implications"	5,500 00	0 00	0 00	0 00	0 00	5,500 00
COLORADO						
Edmond Kabagambe 500 W Prospect #6F Fort Collins 80526 Uganda						
to enable him to conduct research on the topic, "A Survey of Health Management and Prevalence of Selected Goat Diseases in Eastern and Western Uganda"	1,549 50	0 00	-109 69	0 00	1,659 19	0 00
UNITED KINGDOM						
University of Sussex Sussex House Falmer Brighton BN1 9RH United Kingdom						
for a project to assess the impact of the HIV/AIDS epidemic on the attainment of primary education in sub-Saharan Africa	167,100 00	0 00	167,100 00	0 00	0 00	0 00

THE ROCKEFELLER FOUNDATION
Identification Number 13-1659629
GRANTS AND EXPENDITURES REPORT

Attachment #2 A
Page 32 of 327

PROGRAM COUNTRY US STATE Grantee Name(s) - Person(s) or Institution(s) Purpose	UNEXPENDED BALANCE AS OF 01-Jan-2000	APPROVED IN 2000	NET EXPENDITURES AS OF Dec-2000	LAPSES (incl cancels & recs) IN 2000	REVERSIONS (incl cancels & recs) IN 2000	UNEXPENDED BALANCE AS OF Dec-2000
AFRICAN INITIATIVES						
VIETNAM						
Hanoi School of Public Health 138 Giang Vo Ba dinh Hanoi Vietnam						
for research on policies and interventions associated with girls' sexual maturation and menstrual practices in Vietnamese schools	0 00	36,225 00	36,225 00	0 00	0 00	0 00
ZAMBIA						
Cornelius Chipoma Lusaka Zambia						
to enable him to conduct research on the topic "Reforming public institutions in Zambia Accounting for synergistic relations in institutional design "	5,500 00	0 00	0 00	0 00	0 00	5,500 00
ZIMBABWE						
Blessing Mukabeta Maumbe Mutare, Zimbabwe						
to enable him to conduct research on the topic "The economics of smallholder cotton production and pesticide use in Zimbabwe "	1,937 90	0 00	0 00	0 00	1,937 90	0 00
David Mazambani Edit Trust P O Box A1444 Avondale Harare Zimbabwe						
to enable him to conduct postdoctoral research at Edit Trust on gender, governance and the welfare of rural women, focusing on land policies and their impact on women in Ward 4, Nyanga District, Zimbabwe	0 00	29,235 00	15,997 56	0 00	0 00	13,237 44
Davison J Gumbo 26 Bishops Road Belvedere Harare Zimbabwe						
to enable him to conduct research on the topic, "Socializing Miombo ecology Change in woodland use and its meaning for sustainable livelihoods "	5,500 00	0 00	3,091 00	0 00	0 00	2,409 00

THE ROCKEFELLER FOUNDATION
Identification Number 13-1659629
GRANTS AND EXPENDITURES REPORT

Attachment #2 A
Page 33 of 327

PROGRAM COUNTRY US STATE Grantee Name(s) - Person(s) or Institution(s) Purpose	UNEXPENDED BALANCE AS OF 01-Jan-2000	APPROVED IN 2000	NET EXPENDITURES AS OF Dec-2000	LAPSES (incl cancels & recans) IN 2000	REVERSIONS (incl cancels & recans) IN 2000	UNEXPENDED BALANCE AS OF Dec-2000
AFRICAN INITIATIVES						
ZIMBABWE						
Elias Mpofu Department of Education Foundation University of Zimbabwe P O Box MP 167 Mount Pleasant Harare Zimbabwe						
to enable him to conduct postdoctoral research at the University of Zimbabwe on ways of enhancing the social acceptance of disabled students in integrated schooling situations in Zimbabwe	0 00	32,000 00	8,427 32	0 00	0 00	23,572 68
Estella Musiwa Zimbabwe						
to enable her to conduct research on the topic, "Sustainability, gender and smallholder irrigation technology in Manicaland, 1928-1997 Rethinking the role of the state"	2,933 33	0 00	0 00	0 00	2,933 33	0 00
Muntubani Nzima Dept of Chiredzi Research Station National Horticultural Research Institute P O Box 97 Chiredzi Zimbabwe						
for an African career award to enable him to conduct postdoctoral research at the National Horticultural Research Institute, Zimbabwe, on the development of a true potato seed production technology for potato production by smallholder farmers in Zimbabwe	8,720 00	0 00	2 720 00	0 00	0 00	6,000 00
Mutsa Masiyandima Zimbabwe						
to enable her to conduct research at the West Africa Rice Development Association on the topic, "The Impact of land use change on recharge and water resources in West Africa"	3,000 00	0 00	0 00	0 00	0 00	3,000 00
Ngonldzashe Moyo Zimbabwe						
for an African career award to enable him to conduct postdoctoral research at the University of Zimbabwe on the topic "The biological control of snail intermediate hosts of schistosomiasis by Sargochromis codringtoni in Zimbabwe"	6,000 00	0 00	0 00	0 00	0 00	6,000 00
Owen Mandiringana Zimbabwe						
to enable research at the Zimbabwe Ministry of Agriculture on the topic, "Relating Water and Solute Movement in Soils to their Basic Physical and Chemical Characteristics"	1,368 54	0 00	0 00	0 00	0 00	1,368 54

THE ROCKEFELLER FOUNDATION
Identification Number 13-1659629
GRANTS AND EXPENDITURES REPORT

Attachment #2 A
Page 34 of 327

PROGRAM COUNTRY US STATE Grantee Name(s) - Person(s) or Institution(s) Purpose	UNEXPENDED BALANCE AS OF 01-Jan-2000	APPROVED IN 2000	NET EXPENDITURES AS OF Dec-2000	LAPSES (incl canc & recens) IN 2000	REVERSIONS (incl canc & recens) IN 2000	UNEXPENDED BALANCE AS OF Dec-2000
AFRICAN INITIATIVES						
ZIMBABWE						
Pius Nyambara Zimbabwe						
to enable him to conduct dissertation research at the University of Zimbabwe on the topic, "A History of Land Acquisition, Land Tenure and Socio-Economic Differentiation Among Cotton Farmers In a Frontier Region The Gokwe District of Northwestern Zimbabwe"	2,896 00	0 00	0 00	0 00	2,896 00	0 00
Solomon Mombeshora Department of Sociology University of Zimbabwe P O Box MP 167 Harare Zimbabwe						
to enable him to conduct postdoctoral research at the University of Zimbabwe on the impact of Zimbabwe's economic reform program on women in rural Zimbabwe	0 00	32,000 00	12,857 41	0 00	0 00	19,142 59
University of Zimbabwe P O Box MP 167 Mount Pleasant Harare Zimbabwe						
for administrative costs associated with Njeri Gakonyo's dissertation research	2,500 00	0 00	0 00	0 00	0 00	2,500 00
toward the costs of creating awareness among stakeholders about life skills and sexual maturation as they affect girls' access to and participation in education	0 00	30,000 00	30,000 00	0 00	0 00	0 00
UNITED STATES						
CONNECTICUT						
Yale University Woodbridge Hall 105 Wall Street New Haven Connecticut 06510						
to build the analytic capacity for evaluating how public policy and technological change in low-income countries contribute to differences in production and consumption between men and women	408,401 00	0 00	0 00	0 00	0 00	408,401 00
toward the cost of a symposium series, for representatives from academia, government, and the private and non-profit sectors, focused on issues of policy relevance for building institutional capacity for research and training in the field of higher education	52,000 00	0 00	52,000 00	0 00	0 00	0 00

THE ROCKEFELLER FOUNDATION
Identification Number 13-1659629
GRANTS AND EXPENDITURES REPORT

Attachment #2 A
Page 35 of 327

PROGRAM COUNTRY US STATE Grantee Name(s) - Person(s) or Institution(s) Purpose	UNEXPENDED BALANCE AS OF 01-Jan-2000	APPROVED IN 2000	NET EXPENDITURES AS OF Dec-2000	LAPSES (incl cancels & recs) IN 2000	REVERSIONS (incl cancels & recs) IN 2000	UNEXPENDED BALANCE AS OF Dec-2000
AFRICAN INITIATIVES						
UNITED STATES						
ILLINOIS						
Northwestern University Evanston Illinois 60208						
In conjunction with the African Dissertation Internship Award for Amal Hassan Fadlalla, to enable her supervisor at the University of Khartoum to attend her dissertation defense	0 00	4,450 00	0 00	0 00	4,450 00	0 00
University of Illinois at Chicago 601 South Morgan Street Chicago Illinois 60607-7115						
In conjunction with the African Dissertation Internship Award to Mr Godfrey Gitogo Malna, to enable his supervisor at Moi University to attend his dissertation defense	0 00	2,439 00	2,439 00	0 00	0 00	0 00
INDIANA						
Purdue University West Lafayette, Indiana 47907						
In conjunction with the African Dissertation Internship Award to Samson Angima, to allow his supervisor at the International Centre for Research In Agroforestry to attend his dissertation defense	0 00	4,421 00	2,007 65	0 00	2,413 35	0 00
IOWA						
Iowa State University Ames Iowa 50011-0001						
In conjunction with the African Dissertation Internship Award to Monday Ochu Mbila, to allow his supervisor at the University of Nigeria to attend his dissertation defense	0 00	2 575 00	2,575 00	0 00	0 00	0 00
LOUISIANA						
Louisiana State University Baton Rouge Louisiana 70803						
In conjunction with the African Dissertation Internship Award for Edmond Kabagambe, to enable his supervisor at Makerere University to attend his dissertation defense	0 00	2,750 00	2,400 80	0 00	0 00	349 20
Yanyi K Djamba Department of Sociology Louisiana State University 126 Stubbs Hall Baton Rouge Louisiana 70803						
for an African career award to enable him to conduct postdoctoral research at the University of Kinshasa, Zaire, on the topic "Kinship system and fertility behavior in rural Zaire an ethno-demographic inquiry"	31,937 00	0 00	0 00	0 00	0 00	31,937 00

THE ROCKEFELLER FOUNDATION
Identification Number 13-1659629
GRANTS AND EXPENDITURES REPORT

Attachment #2 A
Page 36 of 327

PROGRAM COUNTRY US STATE Grantee Name(s) - Person(s) or Institution(s) Purpose	UNEXPENDED BALANCE AS OF 01-Jan-2000	APPROVED IN 2000	NET EXPENDITURES AS OF Dec-2000	LAPSES (incl cancels & recs) IN 2000	REVERSIONS (incl cancels & recs) IN 2000	UNEXPENDED BALANCE AS OF Dec-2000
AFRICAN INITIATIVES						
UNITED STATES						
MASSACHUSETTS						
Trustees of Tufts College Medford Massachusetts 02155						
In conjunction with the African Dissertation Internship Award for Timothy Afful-Koomson, to enable his supervisor at the Forestry Research Institute of Ghana to attend his dissertation defense	0 00	2,050 00	2,050 00	0 00	0 00	0 00
MICHIGAN						
Michigan State University East Lansing Michigan 48824-1039						
to enable Dr David Robinson, advisor to Kalala Ngalamulume, to confer with him during his dissertation research in Senegal	1,420 93	0 00	0 00	0 00	0 00	1,420 93
MISSOURI						
University of Missouri Columbia 310 Jesse Hall Columbia Missouri 65211-1230						
In conjunction with the African Dissertation Award to Ms Joan Kagwanja, to allow her advisor at the University of Missouri, Dr Maury Bredahl, to confer with her during her field research in Kenya	185 24	0 00	0 00	0 00	0 00	185 24
NEW JERSEY						
Princeton University 1 Nassau Hall Princeton New Jersey 08544						
In conjunction with the African Dissertation Internship Award to David Gordon, to allow his supervisor at the University of Zambia to attend his dissertation defense	0 00	4,397 00	3,472 92	0 00	924 08	0 00
NEW YORK						
Social Science Research Council 810 Seventh Avenue New York, New York 10019						
toward the costs of a series of workshops on cross-regional research networks in Africa	16,000 00	0 00	0 00	0 00	0 00	16,000 00
toward the costs of establishing a small inter-regional working group on international scholarly collaboration, as a component of the report of the report of the Task Force on Higher Education sponsored by the World Bank and UNESCO	25,000 00	0 00	0 00	0 00	0 00	25,000 00
United Nations Children's Fund						
3 United Nations Plaza New York New York 10017						
for its trust fund for the Alliance for Community Action on Female Education	0 00	400,000 00	400 000 00	0 00	0 00	0 00

THE ROCKEFELLER FOUNDATION
Identification Number 13-1659629
GRANTS AND EXPENDITURES REPORT

Attachment #2 A
Page 37 of 327

PROGRAM COUNTRY US STATE Grantee Name(s) - Person(s) or Institution(s) Purpose	UNEXPENDED BALANCE AS OF 01-Jan-2000	APPROVED IN 2000	NET EXPENDITURES AS OF Dec-2000	LAPSES (incl cancels & recs) IN 2000	REVERSIONS (incl cancels & recs) IN 2000	UNEXPENDED BALANCE AS OF Dec-2000
AFRICAN INITIATIVES						
UNITED STATES						
NEW YORK						
United Nations Children's Fund						
for the costs of travel to International meetings to advance the goals of its Alliance for Community Action on Female Education	0 00	25,000 00	25,000 00	0 00	0 00	0 00
PENNSYLVANIA						
Bryn Mawr College						
Bryn Mawr Pennsylvania 19010						
in conjunction with the African Dissertation Award to Dr Steven Nangendo, to allow Dr Simiyu Wandibba, Dr Nangendo's supervisor at the National Museums of Kenya, to attend Dr Nangendo's dissertation defense at Bryn Mawr College	184 05	0 00	0 00	0 00	0 00	184 05
TENNESSEE						
Vanderbilt University						
Nashville Tennessee 37240						
in conjunction with the African Dissertation Internship Award to Josephine Adomako, to enable her supervisor at the University of Ghana to attend her dissertation defense	0 00	0 00	-3,251 00	0 00	3,251 00	0 00
GENERAL - FOUNDATION ADMINISTERED PROJECTS						
for a study on the feasibility of providing electronic access to African theses and dissertations	-45 00	0 00	-45 00	0 00	0 00	0 00
for administrative costs associated with implementing the ADIA program	4,255 15	0 00	0 00	0 00	0 00	4,255 15
for administrative costs associated with implementing the ADIA program	1 101 76	0 00	1,101 76	0 00	0 00	0 00
for administrative costs associated with implementing the ADIA program	1,690 69	0 00	1,690 69	0 00	0 00	0 00
for administrative costs associated with implementing the ADIA program	7,462 09	0 00	6,258 57	0 00	0 00	1,203 52
for administrative costs associated with implementing the African Career Award program	37 000 00	0 00	32,508 00	0 00	0 00	4,492 00

THE ROCKEFELLER FOUNDATION
Identification Number 13-1659629
GRANTS AND EXPENDITURES REPORT

Attachment #2 A
Page 38 of 327

PROGRAM COUNTRY US STATE Grantee Name(s) - Person(s) or Institution(s) Purpose	UNEXPENDED BALANCE AS OF 01-Jan-2000	APPROVED IN 2000	NET EXPENDITURES AS OF Dec-2000	LAPSES (Incl cancels & recs) IN 2000	REVERSIONS (incl cancels & recs) IN 2000	UNEXPENDED BALANCE AS OF Dec-2000
AFRICAN INITIATIVES						
GENERAL - FOUNDATION ADMINISTERED PROJECTS						
for administrative costs of the ACA program	0 00	100,000 00	96,486 90	0 00	0 00	3,513 10
for administrative costs of the ACA program	0 00	100,000 00	26,983 43	0 00	0 00	73,016 57
for administrative expenses associated with the design and implementation of a North American chain of dissertation workshops for African doctoral students at U S and Canadian universities	4,329 00	0 00	0 00	0 00	0 00	4,329 00
for administrative expenses associated with the design and implementation of a North American chain of dissertation workshops for African doctoral students at U S and Canadian Universities	16,942 52	0 00	0 00	0 00	0 00	16,942 52
for administrative expenses of the Female Participation in African Education program	55,084 01	0 00	31,381 04	0 00	0 00	23,702 97
for administrative expenses of the Female Participation in African Education program	336,274 84	0 00	224,993 68	0 00	0 00	111,281 16
for administrative expenses of the Female Participation in African Education program	0 00	100,000 00	66,254 03	0 00	0 00	33,745 97
for administrative expenses of the Female Participation in African Education Program	2,197 00	0 00	147 47	0 00	0 00	2,049 53
for administrative expenses of the Female Participation in African Education program	668 00	0 00	0 00	0 00	0 00	668 00
for administrative expenses of the Female Participation in African Education program	51,140 00	0 00	0 00	0 00	0 00	51,140 00
for administrative expenses of the Female Participation in Education in Africa program	0 00	100,000 00	37,602 00	0 00	0 00	62,398 00
for administrative costs of the African Career Awards program	0 00	200,000 00	96,266 77	0 00	0 00	103,733 23
for an exploration of viable ways for the Foundation to contribute to human capacity building in Africa and other developing regions, especially in regard to issues in higher education	283,786 19	0 00	34,520 73	0 00	0 00	249,265 46

THE ROCKEFELLER FOUNDATION
Identification Number 13-1659629
GRANTS AND EXPENDITURES REPORT

Attachment #2 A
Page 39 of 327

PROGRAM COUNTRY US STATE Grantee Name(s) - Person(s) or Institution(s) Purpose	UNEXPENDED BALANCE AS OF 01-Jan-2000	APPROVED IN 2000	NET EXPENDITURES AS OF Dec-2000	LAPSES (incl cancels & recs) IN 2000	REVERSIONS (incl cancels & recs) IN 2000	UNEXPENDED BALANCE AS OF Dec-2000
AFRICAN INITIATIVES						
GENERAL - FOUNDATION ADMINISTERED PROJECTS						
for an exploration of viable ways for the Foundation to contribute to human capacity building in Africa and other developing regions, especially in regard to issues in higher education	75,000 00	0 00	719 00	0 00	0 00	74,281 00
for an exploration with the Joint PS/HS program in reproductive health research to identify cross-sectorial program opportunities concerning the lives and livelihoods of adolescents in sub-Saharan Africa	60,000 00	0 00	4,400 00	0 00	0 00	55,600 00
for costs associated with compiling a directory of intervention research in Africa	11,616 00	0 00	0 00	0 00	0 00	11,616 00
for costs associated with the design of a series of field-research workshops for African doctoral students	9,666 44	0 00	0 00	0 00	0 00	9,666 44
for expenses associated with the design and implementation of a North American chain of dissertation workshops for African doctoral students at U S and Canadian universities	392,000 00	0 00	45 00	0 00	386,755 00	5,200 00
for expenses associated with the design and implementation of a North American chain of dissertation workshops for African doctoral students at U S and Canadian universities	74,354 74	0 00	74,351 74	0 00	0 00	3 00
for expenses associated with the design and implementation of a North American chain of dissertation workshops for African doctoral students at U S and Canadian universities	500,000 00	0 00	311,953 20	0 00	0 00	188,046 80
for expenses associated with the transition of a project on research priorities for the education of girls and women in Africa to a new research mechanism	84,576 11	0 00	47,029 82	0 00	0 00	37,546 29
for expenses of the Female Participation in African Education program	9,120 31	0 00	1,105 46	0 00	0 00	8,014 85
for its project on global information/communication systems in Africa	77,000 00	0 00	66,000 00	0 00	0 00	11,000 00
for its project on global information/communication systems in Africa	7,295 00	0 00	0 00	0 00	0 00	7,295 00
for the costs of a consultative meeting to assess the results of exploratory work on basic learning competencies and sexual maturation	0 00	77,200 00	54,554 90	0 00	0 00	22,645 10
for the costs of a meeting of Reflections fellows	122 33	0 00	0 00	0 00	0 00	122 33

THE ROCKEFELLER FOUNDATION
Identification Number 13-1659629
GRANTS AND EXPENDITURES REPORT

Attachment #2 A
Page 40 of 327

PROGRAM COUNTRY US STATE Grantee Name(s) - Person(s) or Institution(s) Purpose	UNEXPENDED BALANCE AS OF 01-Jan-2000	APPROVED IN 2000	NET EXPENDITURES AS OF Dec-2000	LAPSES (incl cancels & recs) IN 2000	REVERSIONS (incl cancels & recs) IN 2000	UNEXPENDED BALANCE AS OF Dec-2000
AFRICAN INITIATIVES						
GENERAL - FOUNDATION ADMINISTERED PROJECTS						
for the costs of a service arrangement with Kenyatta University to carry out case studies in Kenya on basic learning competencies and life skills of girls, especially as related to sexual maturation	0 00	98,240 00	98,240 00	0 00	0 00	0 00
for the costs of a service arrangement with Makerere University to carry out case studies in Uganda on basic learning competencies and life skills of girls, especially as related to sexual maturation	0 00	97,194 00	97,194 00	0 00	0 00	0 00
for the costs of a service arrangement with the University of Zimbabwe to carry out case studies in Zimbabwe on basic learning competencies and life skills of girls, especially as related to sexual maturation	0 00	94,464 00	90,000 00	0 00	0 00	4,464 00
for the costs of producing and distributing the newsletter of the Minds Across Africa School Clubs project	70,297 98	0 00	0 00	0 00	0 00	70,297 98
to explore and assess the nature and impact of selected school health programs carried out by non-governmental organizations in Eastern and Southern Africa, and to use the findings to support selected NGOs in developing and implementing their programs to strengthen the capacity of children to acquire the knowledge and skills to improve their health and increase their access to quality education	31,200 00	0 00	2,200 00	0 00	0 00	29,000 00
to explore the implications of African multilingualism in the development of curricula for girls	0 00	120,000 00	30,010 00	0 00	0 00	89,990 00
to strengthen African universities	40,000 00	0 00	0 00	0 00	0 00	40,000 00
toward expenses of the Female Participation in African Education Program	2,234 05	0 00	-2,553 27	0 00	0 00	4,787 32
toward the administrative expenses associated with the African Dissertation Internship Program	17 05	0 00	17 05	0 00	0 00	0 00
toward the costs of a conference on capacity-building in Africa, to be held at the Bellagio Study and Conference Center, July 1997	28,183 54	0 00	0 00	0 00	0 00	28,183 54
toward the costs of a joint conference with UNICEF entitled, "A Global Dialogue on Equitable Access to Quality Education," held at the Bellagio Study and Conference Center, November 1997	1,570 72	0 00	0 00	1,570 72	0 00	0 00
toward the costs of a series of small, innovative projects relevant to the Foundation's science-based development program	1,194 21	0 00	0 00	0 00	0 00	1,194 21

THE ROCKEFELLER FOUNDATION
 Identification Number 13-1659629
 GRANTS AND EXPENDITURES REPORT

Attachment #2 A
 Page 41 of 327

PROGRAM COUNTRY US STATE Grantee Name(s) - Person(s) or Institution(s) Purpose	UNEXPENDED BALANCE AS OF 01-Jan-2000	APPROVED IN 2000	NET EXPENDITURES AS OF Dec-2000	LAPSES (incl canc & recens) IN 2000	REVERSIONS (incl canc & recens) IN 2000	UNEXPENDED BALANCE AS OF Dec-2000
AFRICAN INITIATIVES						
GENERAL - FOUNDATION ADMINISTERED PROJECTS						
toward the costs of designing a North American chain of field-study workshops as a new feature of the program	2,421 74	0 00	0 00	0 00	0 00	2,421 74
toward the costs of producing innovative newsletters for teachers and students for the Minds Across Africa School Clubs program in primary schools, and of reprinting the newsletters and the educational comics for that program in the format of charts that are more economical, durable, and versatile	0 00	250,000 00	84,085 00	0 00	0 00	165,915 00
towards the costs of the Donors to African Education working group on female participation and NGOs in Africa	44,293 25	0 00	16,044 18	0 00	0 00	28,249 07
TOTAL 274 - AFRICAN INITIATIVES	6,821,321 74	5,868,906 00	7,206,547 53	101,570 72	524,921 64	4,857,187 85

THE ROCKEFELLER FOUNDATION
Identification Number 13-1659629
GRANTS AND EXPENDITURES REPORT

Attachment #2 A
Page 42 of 327

PROGRAM COUNTRY US STATE Grantee Name(s) - Person(s) or Institution(s) Purpose	UNEXPENDED BALANCE AS OF 01-Jan-2000	APPROVED IN 2000	NET EXPENDITURES AS OF Dec-2000	LAPSES (Incl cancels & recs) IN 2000	REVERSIONS (Incl cancels & recs) IN 2000	UNEXPENDED BALANCE AS OF Dec-2000
AGRICULTURAL SCIENCES						
James J Gockowski for a Social Science Research Fellowship In Agriculture to study technological innovation in forest margins, while located at the International Institute of Tropical Agriculture (IITA) project in Yaounde, Cameroon	14,530 36	0 00	0 00	0 00	0 00	14,530 36
ARGENTINA						
Foundation for Applied Biology Research Casilla De Correo 1348 Mar del Plata, 7600 Argentina for research on a biochemical and molecular approach to increasing rice production by manipulating sucrose metabolism	0 00	0 00	-391 34	0 00	391 34	0 00
AUSTRALIA						
Commonwealth Scientific and Industrial Research Organization POB 1600 Canberra ACT 2601 Australia for research on apomixis	30,000 00	0 00	30,000 00	0 00	0 00	0 00
BANGLADESH						
University of Dhaka Dhaka, 1000 Bangladesh for research on the genetic manipulation of local Bangladeshi rice varieties to increase their tolerance to salt	5,256 03	0 00	2,592 00	0 00	0 00	2,664 03
BRAZIL						
Empresa Brasileira de Pesquisa Agropecuária SAIN - Parque rural Caixa Postal 04-0315 Brasília, D F 70770-901 Brazil for a study of the use of DNA markers for phylogeny reconstruction in the genus Manihot and analysis of genetic diversity in cassava, to be undertaken by Biotechnology Career Fellow Dr Luiz J C B Carvalho, under the direction of Dr Barbara A Schaal, Department of Biology, Washington University, St. Louis, Missouri	13,087 62	0 00	12,500 00	0 00	0 00	587 62
for research on the genetic diversity of cassava	301 00	0 00	0 00	0 00	301 00	0 00
toward the costs of publication of the proceedings of a workshop entitled "improving phosphorus acquisition efficiency in marginal soils"	0 00	3,968 00	3,968 00	0 00	0 00	0 00

THE ROCKEFELLER FOUNDATION
Identification Number 13-1659629
GRANTS AND EXPENDITURES REPORT

Attachment #2 A
Page 43 of 327

PROGRAM COUNTRY US STATE Grantee Name(s) - Person(s) or Institution(s) Purpose	UNEXPENDED BALANCE AS OF 01-Jan-2000	APPROVED IN 2000	NET EXPENDITURES AS OF Dec-2000	LAPSES (incl canc & recens) IN 2000	REVERSIONS (incl canc & recens) IN 2000	UNEXPENDED BALANCE AS OF Dec-2000
AGRICULTURAL SCIENCES						
CHINA						
Beijing Agricultural University West Yuan Ming-Yuan Road Beijing 100094 China						
for a study of salt tolerance mechanisms in rice, to be undertaken by Biotechnology Career Fellow Dr. Wu Wei-Hua, under the direction of Dr. Sarah M. Assmann, Department of Biology, Pennsylvania State University, University Park	2,092 33	0 00	0 00	0 00	2,092 33	0 00
China National Rice Research Institute 359 Tiyuchang Road Hangzhou 310 006 China						
for a Biotechnology Career Fellowship for Dr. Zheng Kangle, to enable him to undertake a molecular analysis of blast resistance in rice, under the direction of Dr. Pamela Ronald, Department of Plant Pathology, University of California, Davis	13,600 00	0 00	12,600 00	0 00	0 00	1,000 00
for research leading to the application of novel strategies to rice improvement in China	12 82	0 00	0 00	0 00	12 82	0 00
for research on DNA marker-assisted selection for hybrid rice	8,489 69	0 00	8,455 45	0 00	34 24	0 00
for research on DNA marker-assisted selection for hybrid rice	60,000 00	0 00	5,108 68	0 00	0 00	54,891 32
for research on reciprocal near-isogenic introgression lines for molecular dissection of indica/japonica rice genomes	20,000 00	0 00	20,000 00	0 00	0 00	0 00
for research on the genetic diversity and geographic distribution of rice blast fungus in China	6,185 00	0 00	0 00	0 00	0 00	6,185 00
for the purchase of journals and periodicals for use by its Research Library	9,846 61	0 00	9,496 15	0 00	0 00	350 46
toward the costs of training in non-radioactive protocols for nucleic acid labeling and detection for two scientists from North Korea	0 00	5,300 00	5,300 00	0 00	0 00	0 00

THE ROCKEFELLER FOUNDATION
Identification Number 13-1659629
GRANTS AND EXPENDITURES REPORT

Attachment #2 A
Page 44 of 327

PROGRAM COUNTRY US STATE Grantee Name(s) - Person(s) or Institution(s) Purpose	UNEXPENDED BALANCE AS OF 01-Jan-2000	APPROVED IN 2000	NET EXPENDITURES AS OF Dec-2000	LAPSES (incl cancels & recs) IN 2000	REVERSIONS (incl cancels & recs) IN 2000	UNEXPENDED BALANCE AS OF Dec-2000
AGRICULTURAL SCIENCES						
CHINA						
Chinese Academy of Agricultural Sciences 30 Bai Shi Qiao Road Beijing 100 081 China						
for a study of MAR sequence-mediated transgene expression to confer salt and drought tolerance in transgenic rice, to be undertaken by Biotechnology Career Fellow Dr. Su Jin, under the direction of Dr. Ray Wu, Section of Biochemistry, Molecular and Cell Biology, Cornell University, Ithaca, New York	30,400 00	0 00	0 00	0 00	0 00	30,400 00
for research on rice bacterial blight resistance genes in China	9,650 00	0 00	2,266 00	0 00	0 00	7,384 00
for research on the population structure and genetic diversity of "Xanthomonas oryzae pv oryzae" in China	1,050 08	0 00	0 00	0 00	0 00	1,050 08
for use by its Biotechnology Research Center for research on improved salt and drought tolerance in transgenic rice	43,590 40	0 00	5,080 00	0 00	0 00	38,510 40
for use by its Biotechnology Research Center for research to protect rice plants against lepidopteran insects	90 32	0 00	0 00	0 00	90 32	0 00
for use by its Biotechnology Research Center for the research project titled "Field test of transgenic rice Minghui 63 with Xa21 gene in China"	10,000 00	0 00	10,000 00	0 00	0 00	0 00
for use by its Biotechnology Research Center, Beijing, China, toward the costs of collaborative research in rice biotechnology between the Center and the International Laboratory for Tropical Agricultural Biotechnology, La Jolla, California, U.S.A.	8,333 00	0 00	8,333 00	0 00	0 00	0 00
for use by its Institute of Crop Germplasm Resources, toward the costs of collaborative research on sorghum genome analysis between the Institute and the Texas Agricultural Experiment Station	5,400 00	0 00	0 00	0 00	5,400 00	0 00
Chinese Academy of Sciences Datun Road Beijing 100 101 China						
for continuation of a study of identification and molecular cloning of rice thermosensitive genic male sterile gene, to be undertaken by Biotechnology Career Fellow Dr. Wang Bin, under the direction of Dr. Henry T. Nguyen, Department of Plant and Soil Science, Texas Tech University, Lubbock	30,300 00	0 00	13,400 00	0 00	0 00	16,900 00
for research on rice yellow stunt virus	2,310 00	0 00	0 00	0 00	2,310 00	0 00

THE ROCKEFELLER FOUNDATION
Identification Number 13-1659629
GRANTS AND EXPENDITURES REPORT

Attachment #2 A
Page 45 of 327

PROGRAM COUNTRY US STATE Grantee Name(s) - Person(s) or Institution(s) Purpose	UNEXPENDED BALANCE AS OF 01-Jan-2000	APPROVED IN 2000	NET EXPENDITURES AS OF Dec-2000	LAPSES (Incl cancels & recs) IN 2000	REVERSIONS (Incl cancels & recs) IN 2000	UNEXPENDED BALANCE AS OF Dec-2000
AGRICULTURAL SCIENCES						
CHINA						
Chinese Academy of Sciences for use by its Institute of Genetics for research on insect resistance and improved starch quality in transgenic rice	0 00	60,000 00	13,200 00	0 00	0 00	46,800 00
for use by its Institute of Genetics for research to complete and apply the RFLP map of rice	495 70	0 00	495 70	0 00	0 00	0 00
for use by its Institute of Genetics to help maintain the capacity to conduct research and provide training in rice biotechnology with a focus on resistance to diseases and improved nutrition	0 00	40,000 00	12,785 25	0 00	0 00	27,214 75
for use by its Institute of Microbiology for research on the genetic engineering of rice for resistance to rice stripe and rice dwarf viruses	2,000 00	0 00	2,000 00	0 00	0 00	0 00
for use by its Shanghai Institute of Biochemistry for research on rice ragged stunt virus (RRSV), and the development of RRSV-resistant rice	19,458 80	0 00	19,458 80	0 00	0 00	0 00
to enable two scientists from North Korea to receive training in rice biotechnology in the laboratory of Dr. Zhu Zhen at the Academy's Institute of Genetics	0 00	30,930 00	30,930 00	0 00	0 00	0 00
to enable two scientists from North Korea to receive training in rice biotechnology in the laboratory of Zhu Lihuang at the Academy's Institute of Genetics	0 00	30,930 00	30,930 00	0 00	0 00	0 00
toward the costs of training in rice biotechnology at the Academy's Institute of Genetics for four scientists from North Korea	0 00	3,000 00	3,000 00	0 00	0 00	0 00
Fudan University 220 Han Dan Road Shanghai 200 433 China						
for a Biotechnology Career Fellowship in Agricultural Sciences to enable Dr. Tang Kexuan to undertake a study of particle gun-mediated rice transformation techniques, under the direction of Dr. Paul Christou, John Innes Centre, Norwich, United Kingdom	8,800 00	0 00	1,926 55	0 00	0 00	6,873 45
for a study of modulation of insect vector competence and its application to viral rice disease, to be undertaken by Biotechnology Career Fellow Dr. Li Chang-ben, under the direction of Dr. Frank F. Richards, MacArthur Center for Molecular Parasitology, Yale University, New Haven, Connecticut	2,853 01	0 00	0 00	2,853 01	0 00	0 00
for a study of molecular cloning and characterization of multiple isoforms of Pinella ternata, to be undertaken by Biotechnology Career Fellow Tang Kexuan, under the direction of Pamela C. Ronald, Department of Plant Pathology, University of California, Davis	29,900 00	0 00	12,300 00	0 00	0 00	17,600 00

THE ROCKEFELLER FOUNDATION
Identification Number 13-1659629
GRANTS AND EXPENDITURES REPORT

Attachment #2 A
Page 46 of 327

PROGRAM COUNTRY US STATE Grantee Name(s) - Person(s) or Institution(s) Purpose	UNEXPENDED BALANCE AS OF 01-Jan-2000	APPROVED IN 2000	NET EXPENDITURES AS OF Dec-2000	LAPSES (incl canc & recens) IN 2000	REVERSIONS (incl canc & recens) IN 2000	UNEXPENDED BALANCE AS OF Dec-2000
AGRICULTURAL SCIENCES						
CHINA						
Hebei Academy of Agricultural and Forestry Sciences Institute of Millet Crops Shijiazhuang, 050 031 China						
for a study of mapping key genes of agronomic importance in foxtail millet, <i>Setaria italica</i> , to be undertaken by Biotechnology Career Fellow Dr. Wang Zhimin, under the direction of Prof. M. D. Gale, John Innes Centre, Norwich, United Kingdom	28,700 00	0 00	0 00	0 00	0 00	28,700 00
Huazhong Agricultural University Wuhan, Hubei 430 070 China						
for a study of the use of <i>Streptomyces</i> genes that are involved in the biosynthesis of antifungal antibiotics for rice biotechnology, to be undertaken by Biotechnology Career Fellow Dr. Deng Zixin, under the direction of Prof. D. A. Hopwood, Genetics Department, John Innes Centre, Norwich, United Kingdom	2,931 76	0 00	2,931 76	0 00	0 00	0 00
for a study of utilization of new resistance sources to improve resistance to fungal pathogens in cereals (including wheat and rice) by genetic engineering, to be undertaken by Biotechnology Career Fellow Dr. Liao Yu-Cai, under the direction of Dr. Paul Christou, Laboratory for Transgenic Technology & Metabolic Pathway Engineering, John Innes Centre, Norwich, United Kingdom	4,300 00	0 00	0 00	0 00	0 00	4,300 00
for research on the application of molecular markers to hybrid rice breeding	13,186 63	0 00	13,186 63	0 00	0 00	0 00
for research on the application of molecular markers to hybrid rice breeding	63,606 17	0 00	61,822 03	0 00	0 00	1,784 14
for research on the genetic manipulation of antifungal substances from bacteria	6,507 18	0 00	5,265 00	0 00	1,242 18	0 00
toward the costs of research and training on characterizing the biological mechanisms of heterosis and molecular breeding of hybrid rice	0 00	100,000 00	0 00	0 00	0 00	100,000 00
toward the costs of training in rice biotechnology for two scientists from North Korea	0 00	31,980 00	20,000 00	0 00	0 00	11,980 00
toward the costs of training in rice biotechnology for two scientists from North Korea	0 00	13,410 00	13,410 00	0 00	0 00	0 00

THE ROCKEFELLER FOUNDATION
Identification Number 13-1659629
GRANTS AND EXPENDITURES REPORT

Attachment #2 A
Page 47 of 327

PROGRAM COUNTRY US STATE Grantee Name(s) - Person(s) or Institution(s) Purpose	UNEXPENDED BALANCE AS OF 01-Jan-2000	APPROVED IN 2000	NET EXPENDITURES AS OF Dec-2000	LAPSES (incl canc & recens) IN 2000	REVERSIONS (incl canc & recens) IN 2000	UNEXPENDED BALANCE AS OF Dec-2000
AGRICULTURAL SCIENCES						
CHINA						
Peking University 1 Loudouqlao Hai Dian Beijing, 100 871 China						
for a study of molecular cloning and analysis of hormonal and phytochrome-regulated genes related to premature senescence and male sterility of rice plant, to be undertaken by Biotechnology Career Fellow Zhu Yuxian under the direction of Dr. Peter Quail,	32,110 00	0 00	27,439 82	0 00	0 00	4,670 18
for a study of the molecular and cell biology of rice dwarf virus, to be undertaken by Biotechnology Career Fellow Yi Li, at the Plant Biology Division, The Samuel Roberts Noble Foundation, Inc., Ardmore, Oklahoma	44,600 00	0 00	28,600 00	0 00	0 00	16,000 00
for research on disease resistance genes of rice	23,557 00	0 00	6,020 00	0 00	0 00	17,537 00
toward the costs of a study on rice trypsin inhibitor genes and their application to the development of fungal resistance in transgenic plants	0 00	40,000 00	0 00	0 00	0 00	40,000 00
South China Agricultural University Guangzhou 510642 China						
for research on detecting and following the inheritance of important rice genes by linkage with molecular markers	12,568 36	0 00	7,591 46	0 00	4,976 90	0 00
Zhejiang Academy of Agricultural Sciences 48 Shiqiao Road Hangzhou 310021 China						
for research on the evaluation of transgenic rice for virus resistance	20,780 00	0 00	20,780 00	0 00	0 00	0 00
Zhejiang Agricultural University 268 Kaixuan Road Hangzhou 310 029 China						
for a study of B.L. transgenic rice for insect resistance breeding programs, to be undertaken by Biotechnology Career Fellow Shu Qingyao, under the direction of Illimar Altosaar, Department of Biochemistry, Microbiology & Immunology, University of Ottawa, Canada	29,020 00	0 00	0 00	0 00	0 00	29,020 00
for research on rice genes for resistance to bacterial and fungal disease	28,573 91	0 00	772 47	0 00	0 00	27,801 44

THE ROCKEFELLER FOUNDATION
Identification Number 13-1659629
GRANTS AND EXPENDITURES REPORT

Attachment #2 A
Page 48 of 327

PROGRAM COUNTRY US STATE Grantee Name(s) - Person(s) or Institution(s) Purpose	UNEXPENDED BALANCE AS OF 01-Jan-2000	APPROVED IN 2000	NET EXPENDITURES AS OF Dec-2000	LAPSES (incl canc & recens) IN 2000	REVERSIONS (incl canc & recens) IN 2000	UNEXPENDED BALANCE AS OF Dec-2000
AGRICULTURAL SCIENCES						
CHINA						
Zhongshan University 135 Xingang Road Guangzhou, 510 275 China						
for a study of polymorphisms of the rice genome and molecular mapping of disease resistance genes, to be undertaken by Biotechnology Career Fellow Dr Zhang Shang-Hong, under the direction of Dr M A Saghai Maroof, Department of Crop and Soil Environmental Sciences, Virginia Polytechnic Institute and State University, Blacksburg	3,900 00	0 00	1,389 08	0 00	2,510 92	0 00
for research on the molecular biology of wide compatibility genes in rice	1,454 46	0 00	0 00	0 00	1,454 46	0 00
COLOMBIA						
Centro Internacional de Agricultura Tropical Apartado Aéreo 6713 Recia Cali-Palmira, Km 17 Cali Colombia						
for research on the construction of a molecular map of cassava, the development of PCR-based markers, and their use in cassava improvement	85,000 00	0 00	85,000 00	0 00	0 00	0 00
to support farmer participatory research for improved soil, crop and pest management in Eastern Africa	500 00	0 00	0 00	0 00	500 00	0 00
toward the costs of a workshop held at CIAT in October 1999, to assess the biosafety of introduction of transgenic rice resistant to rice hoja blanca virus	9,000 00	0 00	6,343 00	0 00	2,657 00	0 00
COSTA RICA						
Universidad de Costa Rica Ciudad Universitaria Rodrigo Facio San Pedro de Montes de Oca San Jose Costa Rica						
for research on the molecular characterization of rice hoja blanca virus	26,074 57	0 00	4,262 16	0 00	0 00	21,812 41

THE ROCKEFELLER FOUNDATION
Identification Number 13-1659629
GRANTS AND EXPENDITURES REPORT

Attachment #2 A
Page 49 of 327

PROGRAM COUNTRY US STATE Grantee Name(s) - Person(s) or Institution(s) Purpose	UNEXPENDED BALANCE AS OF 01-Jan-2000	APPROVED IN 2000	NET EXPENDITURES AS OF Dec-2000	LAPSES (Incl cancels & recs) IN 2000	REVERSIONS (Incl cancels & recs) IN 2000	UNEXPENDED BALANCE AS OF Dec-2000
AGRICULTURAL SCIENCES						
CÔTE D'IVOIRE						
National University of the Ivory Coast Abidjan Côte d'Ivoire						
for a Biotechnology Career Fellowship in Agricultural Sciences, to enable Dr Sangare Abdourahmane to undertake a molecular and biological analysis of transgenic plants for resistance to African Cassava Mosaic Virus, under the direction of Dr Claude M Fauquet, International Laboratory for Tropical Agricultural Biotechnology, Scripps Research Institute, La Jolla, California	4 890 39	0 00	0 00	0 00	0 00	4,890 39
for research on the control of African cassava mosaic virus by pathogen derived resistance strategies	4,250 38	0 00	0 00	0 00	0 00	4,250 38
West Africa Rice Development Association 01 BP 2551 Bouake 01 Côte d'Ivoire						
for a rice genome analysis of Oryza glaberrima germplasm using microsatellite markers to be undertaken by Biotechnology Career Fellow Dr Thierry Cadalen, under the direction of Dr Susan R McCouch, Department of Plant Breeding and Biometry, Cornell University, Ithaca, New York	14,272 00	0 00	0 00	0 00	0 00	14,272 00
DEMOCRATIC REPUBLIC OF CONGO						
Université Catholique de Bukavu BP 2 Cyangugu, Democratic Republic of Congo						
triploidization as a way of breeding control in tilapia cultures and of hormonal parameters during growth and maturation of diploid and triploid lines	11,070 00	0 00	0 00	0 00	0 00	11,070 00
ENGLAND						
Imperial College at Wye, University of London Wye Ashford TN25 5AH England						
to support training in its External Programme of six members of the Socio-Economics and Biometrics Division of the Kenya Agricultural Research Institute	8,701 69	0 00	0 00	0 00	0 00	8,701 69
GERMANY						
University of Hohenheim Institut 490 Stuttgart Germany						
for research on Introgressing genes for Striga hermonthica resistance from teosinte to maize	5,000 00	0 00	0 00	0 00	0 00	5,000 00

THE ROCKEFELLER FOUNDATION
Identification Number 13-1659629
GRANTS AND EXPENDITURES REPORT

Attachment #2 A
Page 50 of 327

PROGRAM COUNTRY US STATE Grantee Name(s) - Person(s) or Institution(s) Purpose	UNEXPENDED BALANCE AS OF 01-Jan-2000	APPROVED IN 2000	NET EXPENDITURES AS OF Dec-2000	LAPSES (incl cancels & recs) IN 2000	REVERSIONS (incl cancels & recs) IN 2000	UNEXPENDED BALANCE AS OF Dec-2000
AGRICULTURAL SCIENCES						
HONDURAS						
International Center for Information on Cover Crops Apartado Postal 4443 Tegucigalpa M D C Honduras						
toward the costs of a workshop on expanding uses of mucuna and investigating the problems of anti-nutritional factors in the plant, to be held in Tegucigalpa, Honduras, April 26-29, 2000	0 00	67,000 00	67,000 00	0 00	0 00	0 00
INDIA						
Arunendra Nath Lahiri Majumder Department of Botany Bose Institute 93/1 A P C Road Calcutta 700 009 India						
for a Biotechnology Career Fellowship in Agricultural Sciences, to study inositol metabolism in relation to environmental stress in rice (Oryza sativa), under the direction of Dr Hans Bohnert, Department of Biochemistry, University of Arizona, Tucson	12,023 28	0 00	-7,354 75	0 00	0 00	19,378 03
CCS Haryana Agricultural University Hisar 125 004 India						
for a study of genes from rice panicle involved in drought-induced male sterility, to be undertaken by Biotechnology Career Fellow Dr Inder Singh Sheoran, under the direction of Dr H S Saini, Institut de Recherche in Biologie Végétale, University of Montreal, Quebec, Canada	4,100 00	0 00	0 00	0 00	0 00	4,100 00
for a study of genetic transformation of Basmati rice using novel genes that can potentially improve drought, salt, and low-temperature tolerance, to be undertaken by Biotechnology Career Fellow Rajinder K Jain, at the Department of Molecular Biology and Genetics, Cornell University, Ithaca, New York	44,600 00	0 00	14,300 00	0 00	0 00	30,300 00
for a study of mapping and molecular tagging for genes for disease resistance in sorghum, to be undertaken by Biotechnology Career Fellow Dr Khazan S Boora, under the direction of Dr Clint Magill, Department of Plant Pathology and Microbiology, Texas A&M University, College Station	2,700 00	0 00	0 00	0 00	0 00	2,700 00
for research on improving resistance of Basmati rice to drought and salinity	3,938 94	0 00	3,938 94	0 00	0 00	0 00
for research on mapping and molecular tagging of genes for disease resistance in sorghum	21,797 88	0 00	3,157 00	0 00	0 00	18,640 88
renewal of award for a study of Agrobacterium-mediated transfer of useful genes in Basmati rice, to be undertaken by Biotechnology Career Fellow Dr Vijay K Chowdhury, under the direction of Dr Thomas K Hodges, Department of Botany and Plant Pathology, Purdue University, West Lafayette, Indiana	1,300 00	0 00	-1,935 60	0 00	3,235 60	0 00

THE ROCKEFELLER FOUNDATION
Identification Number 13-1659629
GRANTS AND EXPENDITURES REPORT

Attachment #2 A
Page 51 of 327

PROGRAM COUNTRY US STATE Grantee Name(s) - Person(s) or Institution(s) Purpose	UNEXPENDED BALANCE AS OF 01-Jan-2000	APPROVED IN 2000	NET EXPENDITURES AS OF Dec-2000	LAPSES (incl canc & recens) IN 2000	REVERSIONS (incl canc & recens) IN 2000	UNEXPENDED BALANCE AS OF Dec-2000
AGRICULTURAL SCIENCES						
INDIA						
CCS Haryana Agricultural University to enable staff member Sunita Jain, selected by the University, to receive training at Cornell University, Ithaca, New York, in the molecular mapping of rice using microsatellite-DNA markers	634 33	0 00	0 00	0 00	634 33	0 00
G B Pant University of Agriculture and Technology Udham Singh Nagar Pantnagar, 263 145 India for a Biotechnology Career Fellowship in Agricultural Sciences for Dr Jatinder Kumar to enable him to conduct research on the genetic diversity of Himalayan rice blast populations, under the direction of Dr R S Zeigler, at the International Rice Research Institute, Manila, Philippines	15,400 00	0 00	0 00	0 00	0 00	15,400 00
for research on the genetic diversity of Himalayan rice blast populations	11,318 00	0 00	4,299 89	0 00	0 00	7,018 11
ICAR Research Complex for NEH Region Umroi Road Barapani 793 103 India for a study of augmentation of starch biosynthesis by manipulation of ADP-glucose pyrophosphorylase gene in rice, to be undertaken by Biotechnology Career Fellow Hari S Gupta, at the Institute of Biological Chemistry, Washington State University, Pullman	44,600 00	0 00	14,300 00	0 00	0 00	30,300 00
Indian Council of Agricultural Research New Delhi, 110 012 India for a Biotechnology Career Fellowship for Dr Kaushal C Bansal, to enable him to undertake a study of improvement of crop plants through genetic engineering of chloroplast genome, under the direction of Dr Pal Malga, Waksman Institute, Rutgers University, New Brunswick, New Jersey	15,000 00	0 00	0 00	0 00	0 00	15,000 00
for research in the development of rice biotechnology	823 62	0 00	823 62	0 00	0 00	0 00
for use by its Central Rice Research Institute for research on the application of cellular and molecular biotechnology to the genetic improvement of rice	3,025 00	0 00	0 00	0 00	3,025 00	0 00
for use by its Central Rice Research Institute for research on the molecular characterization of bacterial blight and blast populations of India	31,490 00	0 00	14,438 00	0 00	0 00	17,052 00
for use by its Research Complex for the North East Hills Region for research on the genetic manipulation of rice for increased productivity	19,494 44	0 00	7,329 55	0 00	0 00	12,164 89

THE ROCKEFELLER FOUNDATION
Identification Number 13-1659629
GRANTS AND EXPENDITURES REPORT

Attachment #2 A
Page 52 of 327

PROGRAM COUNTRY US STATE Grantee Name(s) - Person(s) or Institution(s) Purpose	UNEXPENDED BALANCE AS OF 01-Jan-2000	APPROVED IN 2000	NET EXPENDITURES AS OF Dec-2000	LAPSES (incl canc & recens) IN 2000	REVERSIONS (incl canc & recens) IN 2000	UNEXPENDED BALANCE AS OF Dec-2000
AGRICULTURAL SCIENCES						
INDIA						
Indian Council of Agricultural Research for use by the Directorate of Rice Research for research on enhancing insect and disease resistance in rice	52,150 00	0 00	33,121 48	0 00	0 00	19,028 52
Indian Institute of Science Bangalore, India for research on cloning developmentally important genes from Arabidopsis thaliana and Oryza sativa	-55 00	0 00	-55 00	0 00	0 00	0 00
Indian Institute of Technology PO Kharagpur Technology Kharagpur West Bengal, 721 302 India for a study of development of PHY genes as markers for photoperiod-induced genic male sterility in rice, to be undertaken by Biotechnology Career Fellow Dr. Debrabata Basu, under the direction of Dr. Peter H. Quail, Department of Plant Biology, University of California, Berkeley	7,606 55	0 00	-305 11	0 00	7,911 66	0 00
for use by its Biotechnological Research and Extension Foundation for research on the production of transgenic Indica rice plants with useful genes	29,541 69	0 00	26,119 00	0 00	0 00	3,422 69
Indian Institute of Technology Delhi Hauz Khas New Delhi, 110 016 India for use by its Centre for Atmospheric Sciences to support a research proposal, "Global Warming and India's Food Security"	58,900 00	0 00	29,900 00	0 00	0 00	29,000 00
Indira Gandhi Agricultural University P B 94 Krishak Nagar Raipur, India for research on marker-assisted selection for gall midge resistance in rice	7,687 00	0 00	7,601 75	0 00	85 25	0 00
for research on the identification of new genes for gall midge resistance	14,672 20	0 00	6,966 20	0 00	0 00	7,706 00
International Centre for Genetic Engineering and Biotechnology Aruna Asaf Ali Marg New Delhi 110 067 India for a study of isolation and characterization of gall midge-resistant gene/s in rice, to be undertaken by Biotechnology Career Fellow Dr. K. R. Rajyashiri, under the direction of Dr. J. W. Snape, John Innes Centre, Norwich, United Kingdom	13,360 00	0 00	13,360 00	0 00	0 00	0 00

THE ROCKEFELLER FOUNDATION
Identification Number 13-1659629
GRANTS AND EXPENDITURES REPORT

Attachment #2 A
Page 53 of 327

PROGRAM COUNTRY US STATE Grantee Name(s) - Person(s) or Institution(s) Purpose	UNEXPENDED BALANCE AS OF 01-Jan-2000	APPROVED IN 2000	NET EXPENDITURES AS OF Dec-2000	LAPSES (incl canc & recens) IN 2000	REVERSIONS (incl canc & recens) IN 2000	UNEXPENDED BALANCE AS OF Dec-2000
AGRICULTURAL SCIENCES						
INDIA						
International Centre for Genetic Engineering and Biotechnology for research on mapping and tagging of gall midge resistance genes in rice	49,000 00	0 00	36,191 09	0 00	0 00	12,808 91
for research on mapping and tagging of gall midge resistance genes in rice	1,152 84	0 00	1,152 84	0 00	0 00	0 00
for research on marker-assisted selection of gall midge resistance in cultivated rice	28,790 00	0 00	28,790 00	0 00	0 00	0 00
for research on marker-assisted selection of gall midge resistance in cultivated rice	4,038 41	0 00	4,038 41	0 00	0 00	0 00
Madurai Kamaraj University Madurai India						
for research on genetic engineering of Indica rice for sheath blight resistance	28,427 23	0 00	17,348 85	0 00	0 00	11,078 38
for research on the genetic engineering of Indica rice for drought and salinity tolerance	7,350 00	0 00	7,350 00	0 00	0 00	0 00
Maharaja Sayajirao University of Baroda Fatehgunj Vadodara Baroda (Gujarat) 390 002 India						
for a study of the biology of fungal disease and the genetic engineering of rice for enhanced disease resistance, to be undertaken by Biotechnology Career Fellow Bharat B Chattoo, at the John Innes Centre, Norwich, United Kingdom	40,100 00	0 00	12,870 00	0 00	0 00	27,230 00
for research on the molecular analysis of rice blast	68,336 00	0 00	11,731 94	0 00	0 00	56,604 06
toward the cost of research on the genetic engineering of rice with emphasis on resistance to the blast fungus "Pyricularia Oryzae"	1,172 46	0 00	1,172 46	0 00	0 00	0 00

THE ROCKEFELLER FOUNDATION
Identification Number 13-1659629
GRANTS AND EXPENDITURES REPORT

Attachment #2 A
Page 54 of 327

PROGRAM COUNTRY US STATE Grantee Name(s) - Person(s) or Institution(s) Purpose	UNEXPENDED BALANCE AS OF 01-Jan-2000	APPROVED IN 2000	NET EXPENDITURES AS OF Dec-2000	LAPSES (incl canc & recens) IN 2000	REVERSIONS (incl canc & recens) IN 2000	UNEXPENDED BALANCE AS OF Dec-2000
AGRICULTURAL SCIENCES						
INDIA						
Mahyco Research Foundation Biotechnology Centre 8-2-703 A G Heights Road No 12 Banjara Hills Hyderabad A P 500 034 India						
toward the costs of research and training in the application of marker-assisted selection (MAS) to rice improvement	27,271 81	0 00	19,659 82	0 00	0 00	7,611 99
National Chemical Laboratory Pune 411-008 India						
for research on the use of molecular markers in hybrid rice and DNA fingerprinting	10,260 00	0 00	10,260 00	0 00	0 00	0 00
Niranjan Baisakh Central Rice Research Institute Cuttack 753-006 India						
for a Dissertation Fellowship in Rice Biotechnology for research on rice transformation at the International Rice Research Institute, Manila, Philippines, under the direction of Dr Swapan Datta	7,200 00	0 00	7,200 00	0 00	0 00	0 00
Onssa University Of Agr And Tech Bhubaneswar India						
for research on the development of wide hybridization for rice improvement	1,645 26	0 00	0 00	0 00	1,645 26	0 00
Onssa University of Agnculture and Technology India						
for research on the development of wide hybridization for rice improvement	130 53	0 00	0 00	0 00	130 53	0 00
Osmania University Hyderabad, 500 007 India						
for research on the genetic engineering of rice for insect resistance	10,612 45	0 00	10,612 45	0 00	0 00	0 00
to introduce new genes for resistance to insects such as yellow stem borer and brown plant hopper via genetic transformation of rice	0 00	18,546 00	9,441 00	0 00	0 00	9,105 00

THE ROCKEFELLER FOUNDATION
Identification Number 13-1659629
GRANTS AND EXPENDITURES REPORT

Attachment #2 A
Page 55 of 327

PROGRAM COUNTRY US STATE Grantee Name(s) - Person(s) or Institution(s) Purpose	UNEXPENDED BALANCE AS OF 01-Jan-2000	APPROVED IN 2000	NET EXPENDITURES AS OF Dec-2000	LAPSES (incl canc & recons) IN 2000	REVERSIONS (incl canc & recons) IN 2000	UNEXPENDED BALANCE AS OF Dec-2000
AGRICULTURAL SCIENCES						
INDIA						
Pondicherry University R Venkataraman Nagar Kalapet Pondicherry India						
for a study of genetic engineering of genes encoding defense protein for the management of sheath diseases in rice, to be undertaken by Biotechnology Career Fellow Dr Natarajan Sakthivel, under the direction of Dr S Muthukrishnan, Department of Biochemistry, Kansas State University, Manhattan	16,550 00	0 00	16,550 00	0 00	0 00	0 00
Punjab Agricultural University Ludhiana 141 004 India						
for a Biotechnology Career Fellowship in Agricultural Sciences to enable Dr S S Gosal to undertake a study of genetic transformation of basmati rice, under the direction of Dr Paul Christou, John Innes Centre, Norwich, United Kingdom	12,780 00	0 00	12,780 00	0 00	0 00	0 00
for research on the tissue culture and genetic transformation of Basmati and Indica rice	22,105 00	0 00	18,937 28	0 00	3,167 72	0 00
for research on the tissue culture and genetic transformation of Basmati and Indica rice	2,659 19	0 00	2,659 19	0 00	0 00	0 00
for research on the tissue culture and genetic transformation of Basmati and Indica rice	2,488 54	0 00	0 00	0 00	2,488 54	0 00
toward the costs of research on molecular marker aided selection for the transfer of bacterial blight resistance genes into rice	36,789 13	0 00	9,056 00	0 00	0 00	27,733 13
SPIC Science Foundation 110 Mount Road Guindy Madras, 600 032 India						
for a Biotechnology Career Fellowship in Agricultural Sciences to enable Dr George Thomas to undertake a study of genetically engineered male sterility in rice, under the direction of Dr Claude M Fauquet, International Laboratory for Tropical Agricultural Biotechnology, Scripps Research Institute, La Jolla, California	2,000 00	0 00	0 00	0 00	0 00	2,000 00
for research on the development of transposon trap lines in rice	17,573 06	0 00	15,716 18	0 00	0 00	1,856 88

THE ROCKEFELLER FOUNDATION
Identification Number 13-1659629
GRANTS AND EXPENDITURES REPORT

Attachment #2 A
Page 56 of 327

PROGRAM COUNTRY US STATE Grantee Name(s) - Person(s) or Institution(s) Purpose	UNEXPENDED BALANCE AS OF 01-Jan-2000	APPROVED IN 2000	NET EXPENDITURES AS OF Dec-2000	LAPSES (incl canc & recens) IN 2000	REVERSIONS (incl canc & recens) IN 2000	UNEXPENDED BALANCE AS OF Dec-2000
AGRICULTURAL SCIENCES						
INDIA						
Tamil Nadu Agricultural University Coimbatore, 641 003 India						
for a Biotechnology Career Fellowship in Agricultural Sciences for Dr. Varatharajulu Udayasuriyan, for a study of molecular characterization of novel BT strains and structure-function analysis of Cry proteins, under the direction of Dr. Donald H. Dean, Department of Biochemistry, Ohio State University, Columbus*	5,820 91	0 00	-531 45	0 00	6,352 36	0 00
for a study of gene pyramiding in elite indica cultivars and enhancing transgene expression, to be undertaken by Biotechnology Career Fellow Dr. P. Balasubramanian, under the direction of Dr. Paul Christou, Head, Molecular Biology, John Innes Centre, Norwich, United Kingdom	26,300 00	0 00	21,149 69	0 00	0 00	5,150 31
for a study of genetic engineering of Thaumatin-like proteins in rice for the management of major fungal diseases, to be undertaken by Biotechnology Career Fellow Rethinasamy Velazhahan, at the Department of Biochemistry, Kansas State University, Manhattan	30,400 00	0 00	0 00	0 00	0 00	30,400 00
for a study of identifying and transferring QTL's from wild rice species affecting yield, maturity date, drought tolerance, and grain quality to cultivated rice, to be undertaken by Biotechnology Career Fellow Dr. M. Maheswaran, under the direction of Dr. Susan R. McCouch, Department of Plant Breeding & Biometry, Cornell University, Ithaca, New York	30,300 00	0 00	0 00	0 00	0 00	30,300 00
for a study of molecular marker-assisted selection for drought resistance improvement in rainfed lowland rice (Oryza sativa L.), to be undertaken by Biotechnology Career Fellow Dr. Ranganathan Chandra Babu, under the direction of Dr. Henry T. Nguyen, Department of Plant and Soil Science, Texas Tech University, Lubbock	29,800 00	0 00	13,300 00	0 00	0 00	16,500 00
for research on genes for insecticidal proteins from local isolates of Bacillus thuringiensis	18,855 00	0 00	9,405 00	0 00	0 00	9,450 00
for research on identifying and transferring useful agronomic genes from wild to cultivated rice	25,721 75	0 00	14,216 46	0 00	0 00	11,505 29
for research on identifying genes associated with water stress tolerance in rice	11,225 92	0 00	8,443 36	0 00	0 00	2,782 56
for research on mapping resistance genes to yellow stem borer in rice	15,969 28	0 00	9,392 26	0 00	0 00	6,577 02
for research on marker-assisted selection for drought resistance improvement in rice	10,970 87	0 00	9,455 00	0 00	0 00	1,515 87
for research on Rhizoctonia toxin-inactivating genes for sheath blight management in rice	139 97	0 00	0 00	0 00	0 00	139 97

THE ROCKEFELLER FOUNDATION
Identification Number 13-1659629
GRANTS AND EXPENDITURES REPORT

Attachment #2 A
Page 57 of 327

PROGRAM COUNTRY US STATE Grantee Name(s) - Person(s) or Institution(s) Purpose	UNEXPENDED BALANCE AS OF 01-Jan-2000	APPROVED IN 2000	NET EXPENDITURES AS OF Dec-2000	LAPSES (incl canc & recens) IN 2000	REVERSIONS (incl canc & recens) IN 2000	UNEXPENDED BALANCE AS OF Dec-2000
AGRICULTURAL SCIENCES						
INDIA						
Tamil Nadu Agricultural University for research on rice genes for resistance to white backed planthoppers	24,717 00	0 00	13,045 00	0 00	0 00	11,672 00
for research on the generation of disease-resistant transgenic indica rice	13,518 80	0 00	13,518 80	0 00	0 00	0 00
for research on the genetic engineering of rice for resistance to major pests and diseases	25,336 40	0 00	14,280 00	0 00	0 00	11,056 40
for research on the genetic engineering of rice for the management of fungal diseases	17,747 86	0 00	6,702 00	0 00	0 00	11,045 86
for research on the genetic engineering of sorghum for resistance to fungal diseases	28,249 89	0 00	2,485 78	0 00	0 00	25,764 11
for research on the identification of dwarf and/or early duration mutants in rice	1,495 00	0 00	0 00	0 00	0 00	1,495 00
Tata Institute of Fundamental Research Homi Bhabah Road Mumbai 400 005 India for use by its National Centre for Biological Research for research on the molecular biology and transformation of rice in India	352 76	0 00	0 00	0 00	352 76	0 00
University of Agricultural Sciences Bangalore India for research in molecular marker assisted breeding for drought and disease resistance in rice	25,264 60	0 00	25,187 12	0 00	0 00	77 48
for research in molecular marker assisted breeding for drought and disease resistance in rice	34,515 00	0 00	20,176 13	0 00	0 00	14,338 87
University of Delhi Delhi, 110 007 India for research on improved submergence tolerance of rice	8 00	0 00	0 00	0 00	8 00	0 00
for research on the genetic transformation of rice and rice chloroplasts	74,034 80	0 00	24,902 56	0 00	0 00	49,132 24

THE ROCKEFELLER FOUNDATION
Identification Number 13-1659629
GRANTS AND EXPENDITURES REPORT

Attachment #2 A
Page 58 of 327

PROGRAM COUNTRY US STATE Grantee Name(s) - Person(s) or Institution(s) Purpose	UNEXPENDED BALANCE AS OF 01-Jan-2000	APPROVED IN 2000	NET EXPENDITURES AS OF Dec-2000	LAPSES (incl canc & recens) IN 2000	REVERSIONS (incl canc & recens) IN 2000	UNEXPENDED BALANCE AS OF Dec-2000
AGRICULTURAL SCIENCES						
INDIA						
University of Delhi for research on the genetic transformation of rice and rice chloroplasts	1,844 99	0 00	1,844 99	0 00	0 00	0 00
toward the costs of convening a panel of experts to prepare a report with recommendations on establishing research and development facilities for the evaluation of Indian and imported transgenic plant material	12,159 00	0 00	5,588 94	0 00	6,570 06	0 00
University of Hyderabad Central University Post Office Hyderabad 500 046 India for a study "Community of Rice Researchers In India A Study of the National Rice Biotechnology Network "	6,729 00	0 00	6,729 00	0 00	0 00	0 00
for research on the anthocyanin biosynthetic pathway and disease resistance in rice	304 78	0 00	304 78	0 00	0 00	0 00
for research on the anthocyanin biosynthetic pathway and disease resistance in rice	67,920 00	0 00	40,561 53	0 00	0 00	27,358 47
University of Madras Chepauk Triplicane PO Chennai 600 005 India for a study of development of methods for standardization, entry, and access of Magnaporthe grisea lineage data in the rice blast database, to be undertaken by Biotechnology Career Fellow Dr S S Gnanamanickam, under the direction of Dr Sally A Leong, Department of Plant Pathology, University of Wisconsin, Madison	3,365 00	0 00	3,365 00	0 00	0 00	0 00
for research on the biological control of the rice blast fungus, Pyricularia grisea	3,669 57	0 00	2,963 77	0 00	0 00	705 80
INDONESIA						
Central Research Institute for Food Crops Jalan Merdeka 147 Bogor, 16111 Indonesia for research on marker-assisted discovery and transfer of "wild" quantitative trait loci into Indonesian rice cultivars	2,406 32	0 00	0 00	0 00	0 00	2,406 32
for research on marker-assisted discovery and transfer of "wild" quantitative trait loci into Indonesian rice cultivars	57,000 00	0 00	14,580 00	0 00	0 00	42,420 00

THE ROCKEFELLER FOUNDATION
Identification Number 13-1659629
GRANTS AND EXPENDITURES REPORT

Attachment #2 A
Page 59 of 327

PROGRAM COUNTRY US STATE Grantee Name(s) - Person(s) or Institution(s) Purpose	UNEXPENDED BALANCE AS OF 01-Jan-2000	APPROVED IN 2000	NET EXPENDITURES AS OF Dec-2000	LAPSES (incl cancels & recs) IN 2000	REVERSIONS (incl cancels & recs) IN 2000	UNEXPENDED BALANCE AS OF Dec-2000
AGRICULTURAL SCIENCES						
INDONESIA						
Central Research Institute for Food Crops for use by its Research Institute for Food Crops Biotechnology for research on the population genetics of the rice blast pathogen and rice improvement in Indonesia	32,665 89	0 00	0 00	0 00	0 00	32,665 89
Indonesian Institute of Sciences Jalan Raya Bogor Km 46 Cibinong 16911 Bogor Indonesia						
for use by its Research and Development Centre for Biotechnology for research on the transformation and evaluation of rice for improved insect and disease resistance	44,737 00	0 00	12,794 41	0 00	0 00	31,942 59
for use by its Research and Development Centre for Biotechnology for research on the transformation of Indonesian cultivars of rice	623 74	0 00	623 74	0 00	0 00	0 00
Institut Pertanian Bogor Jl. Lingkar Akademik Kampus IPB Darmaga Bogor 16143 Indonesia						
for a Biotechnology Career Fellowship to enable Dr. Ratna Hadioetomo to undertake a study of Bacillus thuringiensis strains collected in Indonesia for the control of rice pests, under the direction of Dr. John D. Kemp, Plant Genetic Engineering Laboratory for Desert Adaptation, New Mexico State University, Las Cruces	26,900 00	0 00	26,900 00	0 00	0 00	0 00
ITALY						
International Plant Genetic Resources Institute 142 via della Sette Chiese Rome, 00145 Italy						
for use by its International Network for the Improvement of Banana and Plantain for research to identify and collect the original edible diploid germplasm of East African Highland Bananas	0 00	13,651 00	0 00	0 00	0 00	13,651 00
KENYA						
African Association for Farming Systems Approach to Research Extension and Training P. O. Box 30028 Nairobi Kenya						
toward the cost of its First Regional Symposium held February 2-March 4, 1994	16 75	0 00	0 00	16 75	0 00	0 00

THE ROCKEFELLER FOUNDATION
Identification Number 13-1659629
GRANTS AND EXPENDITURES REPORT

Attachment #2 A
Page 60 of 327

PROGRAM COUNTRY US STATE Grantee Name(s) - Person(s) or Institution(s) Purpose	UNEXPENDED BALANCE AS OF 01-Jan-2000	APPROVED IN 2000	NET EXPENDITURES AS OF Dec-2000	LAPSES (incl cancels & reversions) IN 2000	REVERSIONS (incl cancels & reversions) IN 2000	UNEXPENDED BALANCE AS OF Dec-2000
AGRICULTURAL SCIENCES						
KENYA						
African Centre for Technology Studies PO Box 45917 Nairobi Kenya						
for research on agricultural biotechnology assessment in sub-Saharan Africa	185,500 00	0 00	185,500 00	0 00	0 00	0 00
Association for Better Land Husbandry P O Box 39042 Nairobi Kenya						
to continue support for the development of its Land Husbandry Network in Kenya	100,000 00	0 00	100,000 00	0 00	0 00	0 00
Egerton University P O Box 536 Njoro, Kenya						
to provide field training for African graduate students in the agricultural sciences and to support soil science research on nitrogen efficiency management in the vertisols in western Kenya	0 00	69,800 00	37,500 00	0 00	0 00	32,300 00
to provide field training for African graduate students in the agricultural sciences and to support the development of production technology packages for wheat/chickpea rotation cropping systems in Kenya	0 00	4,400 00	4,400 00	0 00	0 00	0 00
to support research on overcoming constraints to increased groundnut production	23,280 00	0 00	23,280 00	0 00	0 00	0 00
to support research on overcoming constraints to increased groundnut production	0 00	4,600 00	4,600 00	0 00	0 00	0 00
Francis L O Nang'ayo National Agricultural Research Centre Muguga Kenya Agricultural Research Institute P O Box 30148 Nairobi Kenya						
for a Career Development Fellowship to conduct research on the biological control of the larger grain borer in Kenya	34,104 00	0 00	18,179 00	0 00	0 00	15,925 00
International Centre for Research in Agroforestry United Nations Avenue PO Box 30677 Nairobi Kenya						
for research on soil nutrient dynamics and crop yields under hedgerow intercropping with CALLIANDRA and GLIRICIDIA SEPIUM in P deficient acid soils of West Kenya	18,200 00	0 00	0 00	0 00	0 00	18,200 00

THE ROCKEFELLER FOUNDATION
Identification Number 13-1659629
GRANTS AND EXPENDITURES REPORT

Attachment #2 A
Page 61 of 327

PROGRAM COUNTRY US STATE Grantee Name(s) - Person(s) or Institution(s) Purpose	UNEXPENDED BALANCE AS OF 01-Jan-2000	APPROVED IN 2000	NET EXPENDITURES AS OF Dec-2000	LAPSES (incl cancels & recs) IN 2000	REVERSIONS (incl cancels & recs) IN 2000	UNEXPENDED BALANCE AS OF Dec-2000
AGRICULTURAL SCIENCES						
KENYA						
International Centre for Research in Agroforestry for two workshops focusing on "Integrated Assessment of Soil and Water Quality in the Lake Victoria Basin of East Africa" and "Intensification in the East African Highlands: The Dynamics of Agroforestry and Livestock Strategies for Building Natural Resource Capital"	0 00	18,500 00	18,500 00	0 00	0 00	0 00
International Centre of Insect Physiology and Ecology Duduville Kasarani P O Box 30772 Nyayo Stadium Nairobi Kenya						
a study of new associations and immunological interactions in host/parasitoid relationships for importation biological control, to be undertaken by Agricultural Sciences Career Development Fellow Dr Adele J Ngi-Song, under the direction of Dr J W Smith, Jr and Dr S Bradleigh Vinson, Department of Entomology, Texas A&M University, College Station	170 00	0 00	0 00	0 00	170 00	0 00
agricultural Sciences Career Development Fellowship for Dr Edward Orony-Omolo, to enable him to conduct research on development of transgenic maize expressing Bacillus thuringiensis toxins active against stem borers, under the direction of Dr Donald H Dean, Department of Biochemistry, Ohio State University, Columbus	25,000 00	0 00	0 00	0 00	25,000 00	0 00
International Livestock Research Institute P O Box 30709 Nairobi Kenya						
to develop a spatially-referenced crop and livestock production database for eastern and southern Africa	0 00	45,000 00	45,000 00	0 00	0 00	0 00
to support a workshop on the enhancement of capacity in applied biometry in east and southern Africa	23,040 00	0 00	23,040 00	0 00	0 00	0 00
James O Nyanapah Kehancha, Kenya						
to support research on disease resistance in tropical maize at North Carolina State University	53 36	0 00	0 00	53 36	0 00	0 00
John Ongecha Kenya Agricultural Research Institute Kisii Regional Research Centre P O Box 523 Kisii, Kenya						
for research on soil fertility enhancement as a strategy for managing beanfly infestation in maize-bean systems in east Africa	0 00	30,000 00	20,000 00	0 00	0 00	10,000 00

THE ROCKEFELLER FOUNDATION
Identification Number 13-1659629
GRANTS AND EXPENDITURES REPORT

Attachment #2 A
Page 62 of 327

PROGRAM COUNTRY US STATE Grantee Name(s) - Person(s) or Institution(s) Purpose	UNEXPENDED BALANCE AS OF 01-Jan-2000	APPROVED IN 2000	NET EXPENDITURES AS OF Dec-2000	LAPSES (incl cancels & recons) IN 2000	REVERSIONS (incl cancels & recons) IN 2000	UNEXPENDED BALANCE AS OF Dec-2000
AGRICULTURAL SCIENCES						
KENYA						
Joseph G. Mureithi KARI/NARL P O Box 14733 Nairobi Kenya						
for a Career Development Fellowship to conduct research in soil science in Kenya	58,143 28	0 00	55,950 94	0 00	0 00	2,192 34
for a Career Development Fellowship to conduct research in soil science in Kenya	21,625 50	0 00	0 00	0 00	0 00	21,625 50
Joseph Oluoch Otieno PRAPACE/Uganda (Network) Centro Internacional de la Papa (CIP) Plot 7 Bandali Rise Bugolobi P O Box 22274 Kampala Kenya						
social Science Research Fellowship in Agriculture to enable Mr. Otieno to study the dynamics of sweetpotato production, marketing, and processing in Uganda, while located at the International Potato Center (CIP) project in Kampala, Uganda	22,090 30	0 00	721 00	0 00	0 00	21,369 30
Kenya Agricultural Research Institute P O Box 57811 Nairobi Kenya						
for research on maize streak virus (MSV) resistance in African maize	16,516 00	0 00	0 00	0 00	0 00	16,516 00
for research on maize streak virus (MSV) resistance in African maize	1 00	0 00	0 00	0 00	1 00	0 00
for research on maize streak virus resistance in African maize	179,845 00	0 00	0 00	0 00	0 00	179,845 00
for research on resistance to the parasitic weed Striga in African maize	71,300 00	0 00	37,650 00	0 00	0 00	33,650 00
for the development of coordinated ecosystem breeding for maize improvement in Kenya	279,964 74	0 00	139,160 00	0 00	0 00	140,824 74
for the development of the Socio-Economics Unit of its National Agricultural Research Laboratories	3,502 05	0 00	0 00	0 00	3,502 05	0 00

THE ROCKEFELLER FOUNDATION
Identification Number 13-1659629
GRANTS AND EXPENDITURES REPORT

Attachment #2 A
Page 63 of 327

PROGRAM COUNTRY US STATE Grantee Name(s) - Person(s) or Institution(s) Purpose	UNEXPENDED BALANCE AS OF 01-Jan-2000	APPROVED IN 2000	NET EXPENDITURES AS OF Dec-2000	LAPSES (incl canc & recens) IN 2000	REVERSIONS (incl canc & recens) IN 2000	UNEXPENDED BALANCE AS OF Dec-2000
AGRICULTURAL SCIENCES						
KENYA						
Kenya Agricultural Research Institute for use by its National Agricultural Research Center Muguga to support research on the integrated use and effects of manure with modest application of inorganic fertilizers on soil properties and maize production in the central Kenya highlands	44,300 00	0 00	44,300 00	0 00	0 00	0 00
for use by the National Agricultural Research Laboratories to support the activities of the Legume Research Network Project and the coordination of the Soil Management Projects at sites in Kissii and Kitale	0 00	69,115 00	69,115 00	0 00	0 00	0 00
for use by the National Dryland Farming Research Centre Katumani to support research concerned with monitoring and modelling soil productivity in semi-arid eastern Kenya	1 96	0 00	0 00	0 00	0 00	1 96
to support in-country costs to the Kenya Agricultural Research Institute associated with the Wye College External Program for members of its Socio-Economics and Biometrics Division	15,000 00	0 00	15,000 00	0 00	0 00	0 00
to support the development of a book on the theme of building national agricultural research systems in Africa	202 38	0 00	0 00	202 38	0 00	0 00
Kenyatta University PO Box 43844 Nairobi, Kenya						
for research on the enhancement of soil productivity by use of low-input technologies on the smallholder farms of the central highlands of Kenya	0 00	45,000 00	45,000 00	0 00	0 00	0 00
for use by its Department of Zoology to provide field training for African graduate students in the agricultural sciences and to support studies on the impact of agroforestry and intercropping on insect pests	0 00	4,800 00	4,800 00	0 00	0 00	0 00
for use by its Department of Zoology to support studies on the impact of agroforestry and intercropping on insect pests, their natural enemies and arthropod biodiversity in coastal Kenya	24,000 00	0 00	24,000 00	0 00	0 00	0 00
for use by the Department of Zoology to support the proposal, "A Community Based Program in Rodent Pest Management in Maize Cropping Systems in Nakuru District, Kenya"	32,200 00	0 00	32,200 00	0 00	0 00	0 00
to provide studentships and related expenses for research on the enhancement of soil productivity by use of low-input technologies on the smallholder farms of the central highlands of Kenya	0 00	65,000 00	0 00	0 00	0 00	65,000 00
to support a preparation grant for a study on the management of Fusarium moniliforme in maize and reduction of fumonisins	775 00	0 00	775 00	0 00	0 00	0 00

THE ROCKEFELLER FOUNDATION
Identification Number 13-1659629
GRANTS AND EXPENDITURES REPORT

Attachment #2 A
Page 64 of 327

PROGRAM COUNTRY US STATE Grantee Name(s) - Person(s) or Institution(s) Purpose	UNEXPENDED BALANCE AS OF 01-Jan-2000	APPROVED IN 2000	NET EXPENDITURES AS OF Dec-2000	LAPSES (Incl cancels & recs) IN 2000	REVERSIONS (Incl cancels & recs) IN 2000	UNEXPENDED BALANCE AS OF Dec-2000
AGRICULTURAL SCIENCES						
KENYA						
Lake Naivasha Riparian Association P O Box 1011 Naivasha Kenya						
to support its conference on the science and sustainable management of shallow tropical waters	7,210 00	0 00	7,210 00	0 00	0 00	0 00
Moi University Eldoret Kenya						
for use by its Department of Soil Science to support the proposal, "The Use of Manure and Crop Residues to Improve the Solubility of Minjingu Rock Phosphate for Phosphorus replenishment in Acid Soils of Western Kenya"	42,653 00	0 00	21,090 62	0 00	0 00	21,562 38
for use by its faculty of agriculture to further the development of its programs	0 00	5,000 00	1,469 32	0 00	0 00	3,530 68
to provide a preparation grant for the development of a project involving all stakeholders in the incorporation of forest regeneration in the Shamba system of crop production	0 00	5,000 00	5,000 00	0 00	0 00	0 00
to provide field training for African graduate students in the agricultural sciences and to support the project, "PREP - a strategy for replenishing productivity to low fertility patches in smallholders' fields of western Kenya"	0 00	4,800 00	4,800 00	0 00	0 00	0 00
to provide field training for an African graduate student in the agricultural sciences and to support the Phosphate Rock Evaluation Project (PREP) to include research on market potential and farmer acceptance of the PREP-PAC as a soil fertility tool in western Kenya	0 00	2,400 00	2,400 00	0 00	0 00	0 00
to support the Phosphate Rock Evaluation Project (PREP) to include research on market potential and farmer acceptance of the PREP-PAC as a soil fertility tool in western Kenya	9,430 00	0 00	9,430 00	0 00	0 00	0 00
to support the project, "PREP a strategy for replenishing productivity to low fertility patches in smallholders' fields of western Kenya "	26,600 00	0 00	26,600 00	0 00	0 00	0 00
National Museums of Kenya P O Box 40658 Nairobi Kenya						
toward the costs of the "National Workshop on Protection of Plant Genetic Resources: Developing Regulations on Intellectual Property Rights, Access, and Benefit Sharing," held in Nairobi, July 13-15, 1999	6,000 00	0 00	6,000 00	0 00	0 00	0 00

THE ROCKEFELLER FOUNDATION
Identification Number 13-1659629
GRANTS AND EXPENDITURES REPORT

Attachment #2 A
Page 65 of 327

PROGRAM COUNTRY US STATE Grantee Name(s) - Person(s) or Institution(s) Purpose	UNEXPENDED BALANCE AS OF 01-Jan-2000	APPROVED IN 2000	NET EXPENDITURES AS OF Dec-2000	LAPSES (incl cancels & recs) IN 2000	REVERSIONS (incl cancels & recs) IN 2000	UNEXPENDED BALANCE AS OF Dec-2000
AGRICULTURAL SCIENCES						
KENYA						
Paul Woomer Department of Soil Science University of Nairobi P O Box 79 The Village Market Nairobi Kenya						
to conduct collaborative soils research with Forum on Agricultural Resources Husbandry scientists and students at universities in East and Southern Africa	90,500 00	0 00	90,500 00	0 00	0 00	0 00
Sustainable Agriculture Centre for Research and Development in Africa P O Box 2275 Bungoma, Kenya						
toward the costs of creating better growing opportunities for legumes within the maize-legume intercropping systems in east Africa	0 00	5,000 00	5,000 00	0 00	0 00	0 00
Sustainable Community Oriented Development Programme P O Box 5 Sega, Kenya						
for further development and implementation of farmer-participatory trial programs to promote the use of the appropriate fertilizer types and crop residue management practices in order to restore soil fertility and improve food production in smallholder farming systems in western Kenya	0 00	77,000 00	77,000 00	0 00	0 00	0 00
Tropical Soil Biology and Fertility Programme c/o UNESCO ROSTA UN Complex Gligiri P O Box 30592 Nairobi Kenya						
for support of a symposium on organic resource management technologies to be held in September 2000 in Nairobi, Kenya	0 00	21,605 00	21,605 00	0 00	0 00	0 00
for support of the All African Biological Nitrogen Fixation Congress to be held in Nairobi, September 2000	0 00	9,000 00	9,000 00	0 00	0 00	0 00
to support attendance of three scientists from Africa at a workshop hosted by the Global Change and Terrestrial Ecosystems Impacts Center in Bogor, Indonesia	9,100 00	0 00	0 00	0 00	0 00	9,100 00
University of Nairobi P O Box 30197 Nairobi, Kenya						
for research on the effects of maize and sesame mixed or rotation cropping systems on Striga infestation	0 00	66,760 00	16,460 00	0 00	0 00	50,300 00

THE ROCKEFELLER FOUNDATION
Identification Number 13-1659629
GRANTS AND EXPENDITURES REPORT

Attachment #2 A
Page 66 of 327

PROGRAM COUNTRY US STATE Grantee Name(s) - Person(s) or Institution(s) Purpose	UNEXPENDED BALANCE AS OF 01-Jan-2000	APPROVED IN 2000	NET EXPENDITURES AS OF Dec-2000	LAPSES (incl canc & recens) IN 2000	REVERSIONS (incl canc & recens) IN 2000	UNEXPENDED BALANCE AS OF Dec-2000
AGRICULTURAL SCIENCES						
KENYA						
University of Nairobi						
for use by its Department of Crop Protection to provide field training for African graduate students in the agricultural sciences and to support a study on the effect of intercropping maize and beans on major diseases of beans in Kenya	0 00	4,200 00	0 00	0 00	4,200 00	0 00
for use by its Department of Soil Science to provide field training for African graduate students in the agricultural sciences and to support a project on field monitoring of seasonal surface soil loss and erosion-induced nutrient losses in a maize/legume-based cropping system in Kenya	0 00	4,000 00	4,000 00	0 00	0 00	0 00
for use by its Faculty of Agriculture to improve biometrics training and services	8,820 00	0 00	8,820 00	0 00	0 00	0 00
for use by its Faculty of Agriculture, Department of Soil Science, to provide field training for African graduate students in the agricultural sciences and to support research into soil fertility problem solving in the Central Highlands of Kenya	0 00	4,800 00	4,800 00	0 00	0 00	0 00
for use by the Department of Crop Protection to support a study on the effect of intercropping maize and beans on major diseases of beans in Kenya	8,313 00	0 00	8,313 00	0 00	0 00	0 00
for use by the Department of Soil Science to support a project on field monitoring of seasonal surface soil loss and erosion-induced nutrient losses in a maize-legume based cropping system in Kenya	18,625 42	0 00	17,611 00	0 00	0 00	1,014 42
for use by the Department of Soil Science to support research on opportunities for vermicomposting in maize-based smallholder agriculture of the Central Kenyan Highlands	9,793 00	0 00	0 00	0 00	0 00	9,793 00
for use by the Faculty of Agriculture for research on integrated control of root-knot (Meloidogyne spp) nematodes affecting common bean (Phaseolus vulgaris) using antagonistic rhizobia, resistant bean cultivars, and manure	64,563 00	0 00	64,563 00	0 00	0 00	0 00
for use by the Faculty of Agriculture, Department of Soil Science to support research into soil fertility problem solving in the Central Highlands of Kenya	54,295 00	0 00	54,295 00	0 00	0 00	0 00
to provide field training for African graduate students in the agricultural sciences and to support an assessment of the dissemination and adoption of improved fodder trees by women farmers in Embu District, Kenya	0 00	3,600 00	3,600 00	0 00	0 00	0 00
to support a workshop on environmental management and poverty alleviation in the Lake Victoria Basin	0 00	10,634 00	10,634 00	0 00	0 00	0 00

THE ROCKEFELLER FOUNDATION
Identification Number 13-1659629
GRANTS AND EXPENDITURES REPORT

Attachment #2 A
Page 67 of 327

PROGRAM COUNTRY US STATE Grantee Name(s) - Person(s) or Institution(s) Purpose	UNEXPENDED BALANCE AS OF 01-Jan-2000	APPROVED IN 2000	NET EXPENDITURES AS OF Dec-2000	LAPSES (incl cancels & recs) IN 2000	REVERSIONS (incl cancels & recs) IN 2000	UNEXPENDED BALANCE AS OF Dec-2000
AGRICULTURAL SCIENCES						
MALAWI						
Government of Malawi P O Box 30399 Capital City Lilongwe 3, Malawi						
to continue strengthening the capacity of Malawi's Department of Agricultural Research to design and conduct a maize program directed to the needs of small farmers	2,251 53	0 00	0 00	0 00	0 00	2,251 53
to strengthen the Department of Agricultural Research's National Agroforestry Program, aimed at improving productivity on small farms	0 61	0 00	-113 85	114 46	0 00	0 00
Ian Hayes P O Box 30423 Lilongwe 3 Malawi						
for research on the economics of soil fertility in maize production	2,250 54	0 00	0 00	0 00	2,245 87	4 67
Ministry of Agriculture and Irrigation Malawi PO Box 30134 Lilongwe 3 Malawi						
for research on developing integrated striga management packages for smallholder farmers in maize-based production systems in Malawi	24,518 00	0 00	24,517 98	0 00	0 00	0 02
for use by its Department of Agricultural Research and Technical Services to carry out research aimed at improving organic matter technologies for Malawi smallholders	25,062 47	0 00	3,839 82	0 00	21,222 65	0 00
for use by its Department of Agricultural Research and Technical Services to continue support for maize agronomy research	120,702 34	0 00	120,702 34	0 00	0 00	0 00
for use by its Department of Agricultural Research and Technical Services to continue support for maize agronomy research	7,637 20	0 00	7,637 20	0 00	0 00	0 00
for use by its Department of Agricultural Research and Technical Services to continue support for maize agronomy research	12,441 41	0 00	5,255 80	0 00	0 00	7,185 61
for use by its Department of Agricultural Research and Technical Services to support the project, "Improving Farmers Maize Yield Managing Maize Streak Virus Diseases, Helminthosporium Leaf Blight and Gray Leaf Spot"	6,640 65	0 00	6,640 65	0 00	0 00	0 00

THE ROCKEFELLER FOUNDATION
Identification Number 13-1659629
GRANTS AND EXPENDITURES REPORT

Attachment #2 A
Page 68 of 327

PROGRAM COUNTRY US STATE Grantee Name(s) - Person(s) or Institution(s) Purpose	UNEXPENDED BALANCE AS OF 01-Jan-2000	APPROVED IN 2000	NET EXPENDITURES AS OF Dec-2000	LAPSES (Incl cancels & recs) IN 2000	REVERSIONS (Incl cancels & recs) IN 2000	UNEXPENDED BALANCE AS OF Dec-2000
AGRICULTURAL SCIENCES						
MALAWI						
Ministry of Finance P O Box 30049 Lilongwe, Malawi						
to continue support for agricultural policy analysis within the Government of Malawi	4,216 50	0 00	0 00	4,216 50	0 00	0 00
to provide consultancy support to agricultural policy analysis in the Malawi Government	4,513 03	0 00	0 00	0 00	4,513 03	0 00
to support a review of Malawi's soil fertility policy	9,390 31	0 00	0 00	0 00	9,390 31	0 00
University of Malawi P O Box 278 Zomba Malawi						
for use by Bunda College of Agriculture for a directory of innovative farmer entrepreneurs in Malawi and formation of a network to enable them to share experiences	10,000 00	0 00	10 000 00	0 00	0 00	0 00
for use by Bunda College of Agriculture to continue support for research on constraints to and potential for improving the productivity of Malawi's grain legume subsector	32,485 00	0 00	32,485 00	0 00	0 00	0 00
for use by Bunda College of Agriculture to continue support for the second phase of research investigating the potential for adoption of maize-based agroforestry technologies by smallholder farmers in southern Malawi	10,000 00	0 00	0 00	0 00	10,000 00	0 00
for use by Bunda College of Agriculture to further the development of its programs	7,500 00	0 00	7,500 00	0 00	0 00	0 00
for use by Bunda College of Agriculture to provide field training for African graduate students in the agricultural sciences and to support the development of vascular puncture technique and identification of biologically and epidemiologically different maize streak virus isolates	0 00	4,800 00	2,542 83	0 00	0 00	2,257 17
for use by Bunda College of Agriculture to support phase 1 of the proposal, "Integrated Management for Striga Control in Malawi Characterization of Agroecosystems of Malawi in Relation to Striga Biology, Ecology, and Control Practices "	6,130 93	0 00	6,130 93	0 00	0 00	0 00
for use by Bunda College of Agriculture to support research on improving phosphorus and sulphur nutrition in maize-legume based cropping systems in Malawi	61,750 00	0 00	24,674 00	0 00	0 00	37,076 00
for use by Bunda College of Agriculture to support research on the contribution of food legumes and green manures to soil fertility under maize-based cropping systems in Malawi	34,622 00	0 00	10,000 00	0 00	0 00	24,622 00

THE ROCKEFELLER FOUNDATION
Identification Number 13-1659629
GRANTS AND EXPENDITURES REPORT

Attachment #2 A
Page 69 of 327

PROGRAM COUNTRY US STATE Grantee Name(s) - Person(s) or Institution(s) Purpose	UNEXPENDED BALANCE AS OF 01-Jan-2000	APPROVED IN 2000	NET EXPENDITURES AS OF Dec-2000	LAPSES (incl cancels & recs) IN 2000	REVERSIONS (incl cancels & recs) IN 2000	UNEXPENDED BALANCE AS OF Dec-2000
AGRICULTURAL SCIENCES						
MALAWI						
University of Malawi						
for use by Bunda College of Agriculture to support research on the contribution of food legumes and green manures to soil fertility under maize-based cropping systems in Malawi	400 00	0 00	400 00	0 00	0 00	0 00
for use by Bunda College of Agriculture to support research on the contribution of food legumes and green manures to soil fertility under maize-based cropping systems in Malawi	4,200 00	0 00	-358 54	0 00	0 00	4,558 54
for use by Bunda College of Agriculture to support research on the significance and management of smuts and ear rots in maize in smallholder farms in Malawi	262 91	0 00	0 00	0 00	262 91	0 00
for use by Bunda College of Agriculture to support research technology to build African soil fertility using indigenous resources	2,281 72	0 00	0 00	0 00	0 00	2,281 72
for use by Bunda College of Agriculture to support research technology to build African soil fertility using indigenous resources	2,000 00	0 00	2,000 00	0 00	0 00	0 00
for use by Bunda College of Agriculture to support the development of the vascular puncture inoculation technique and identification of biologically and epidemiologically different maize streak virus isolates	45,000 00	0 00	10,566 39	0 00	0 00	34,433 61
for use by Bunda College of Agriculture to support the second phase of the research proposal, Rapid Multiplication of Superior Provenances of <i>Faidherbia albida</i> Through Tissue Culture	34,800 00	0 00	34,800 00	0 00	0 00	0 00
for use by Bunda College of Agriculture toward the costs of the Fourth Forum Regional Meeting, to be held in Lilongwe, Malawi, July 10-14, 2000	0 00	171,000 00	170,540 27	0 00	0 00	459 73
for use by Bunda College of Agriculture, for a preparation grant for a research project on nematode population build-up under different maize-based cropping systems in Malawi	0 00	0 00	-3,000 00	0 00	3,000 00	0 00
for use by Chancellor College as a preparation grant for research to enhance yam production that will provide field training for African graduate students in the agricultural sciences	0 00	4,695 00	4,695 00	0 00	0 00	0 00
for use by Chancellor College for a preparation grant for a research project dealing with termite control in smallholder maize-based farming systems in Malawi	1,755 00	0 00	0 00	0 00	1,755 00	0 00
for use by Bunda College of Agriculture to provide access to electronic communication and information to participants in the Forum on Agricultural Resource Husbandry	14,961 92	0 00	14,961 92	0 00	0 00	0 00
to enable the University to provide electronic information retrieval and delivery capabilities throughout its campuses and to other institutions in the country	761 36	0 00	0 00	0 00	0 00	761 36

THE ROCKEFELLER FOUNDATION
Identification Number 13-1659629
GRANTS AND EXPENDITURES REPORT

Attachment #2 A
Page 70 of 327

PROGRAM COUNTRY US STATE Grantee Name(s) - Person(s) or Institution(s) Purpose	UNEXPENDED BALANCE AS OF 01-Jan-2000	APPROVED IN 2000	NET EXPENDITURES AS OF Dec-2000	LAPSES (incl cancels & recs) IN 2000	REVERSIONS (incl cancels & recs) IN 2000	UNEXPENDED BALANCE AS OF Dec-2000
AGRICULTURAL SCIENCES						
MALAWI						
University of Malawi to provide field training for African graduate students in the agricultural sciences and to support research on agroforestry interventions in central Malawi	0 00	65,174 00	30,674 00	0 00	0 00	34,500 00
toward the costs of coordinating activities of the Economics and Policy Working Group - Malawi, an initiative within the Soil Fertility Network for Maize-Based Farming Systems in Malawi	0 00	19,000 00	19,000 00	0 00	0 00	0 00
Webster Denis Sakala Maize Commodity Team Chitedze Agricultural Research Station P O Box 158 Lilongwe, Malawi for a Career Development Fellowship in the Agricultural Sciences to develop an appropriate laboratory analysis component for the Malawi Maize Commodity Team based at Chitedze Agricultural Research Station	25,520 08	0 00	12,802 26	0 00	0 00	12,717 82
MALAYSIA						
Malaysian Agricultural Research and Development Institute Centre Post Office Box 12301 Kuala Lumpur Malaysia for research on the use of pathogen-derived resistance strategy in the management of rice tungro disease	68,000 00	0 00	0 00	0 00	0 00	68,000 00
MEXICO						
Andres Ortiz Caton c/o Autonomous University of Nayarit Ciudad de la Cultura Amado Nervo Nayarit Tepic 63000 Mexico to support soil biology research on legume-based green manure systems in the State of Nayarit, Mexico	6,000 00	0 00	0 00	0 00	0 00	6,000 00
Autonomous University of Chapingo Chapingo, Mexico to continue support for the project, "Sustainable Development of Agroecosystems in the South of the State of Sinaloa," jointly carried out with the National Institute of Forest and Agriculture Research	2,039 52	0 00	2,039 52	0 00	0 00	0 00
to support project design, coordination, and monitoring of a multi-institutional research program in green manures cover crops with smallholders in southeast Mexico	1,662 53	0 00	1,622 53	0 00	40 00	0 00
to support project design, coordination, and monitoring of a multi-institutional research program in green manures cover crops with smallholders in southeast Mexico	-1,622 53	0 00	-1,622 53	0 00	0 00	0 00

THE ROCKEFELLER FOUNDATION
Identification Number 13-1659629
GRANTS AND EXPENDITURES REPORT

Attachment #2 A
Page 71 of 327

PROGRAM COUNTRY US STATE Grantee Name(s) - Person(s) or Institution(s) Purpose	UNEXPENDED BALANCE AS OF 01-Jan-2000	APPROVED IN 2000	NET EXPENDITURES AS OF Dec-2000	LAPSES (incl canc & recens) IN 2000	REVERSIONS (incl canc & recens) IN 2000	UNEXPENDED BALANCE AS OF Dec-2000
AGRICULTURAL SCIENCES						
MEXICO						
Autonomous University of the Yucatan Merida Mexico						
for use by its Department of Management and Conservation of Tropical Natural Resources to continue research on natural resource management alternatives for the "henequen" region of the Yucatan	15,000 00	0 00	15,000 00	0 00	0 00	0 00
Centro de Investigación y de Estudios Avanzados del Instituto Politécnico Nacional Apartado Postal 629 36500 GTO C P 36500 Irapuato Mexico						
to engineer cereal plants for increased tolerance to aluminum toxicity in soils and enhanced phosphate uptake	0 00	108,000 00	44,000 00	0 00	0 00	64,000 00
toward the costs of a review of the research and training programs at its plant science center in Irapuato	1,066 80	0 00	0 00	0 00	0 00	1,066 80
Centro Internacional de Mejoramiento de Maíz y Trigo Apdo Postal 6-641 Mexico, D F , C P 06600 Mexico						
for analysis of the distribution of welfare from the introduction of transgenic cotton varieties in Mexico	0 00	47,300 00	47,300 00	0 00	0 00	0 00
for strengthening intellectual property and technology transfer management at key centers of the Consultative Group on International Agricultural Research	0 00	700,000 00	400,000 00	0 00	0 00	300,000 00
for use by its Maize Research Station, Zimbabwe, to support research on the improvement of grain weevil resistance in maize in southern Africa	52,050 00	0 00	0 00	0 00	0 00	52,050 00
to continue the development of a soil fertility research network to improve the productivity of smallholder maize-based cropping systems in countries of southern Africa	517 43	0 00	0 00	0 00	517 43	0 00
to support a study to monitor the effects of changes in seed and fertilizer delivery systems on farmer use of improved maize and fertilizer in Malawi	5,699 96	0 00	0 00	0 00	0 00	5,699 96
toward the costs of establishing an East Africa regional maize nursery	103,000 00	0 00	103,000 00	0 00	0 00	0 00
Majomut Union of Cooperative Farmers and Communities of Coffee Growers Chiapas, Mexico						
to continue support for a project, Research and Promotion of Adequate Technology for Coffee Cultivation in the Region of Los Altos de Chiapas	1,471 38	0 00	0 00	0 00	1,471 38	0 00

THE ROCKEFELLER FOUNDATION
Identification Number 13-1659629
GRANTS AND EXPENDITURES REPORT

Attachment #2 A
Page 72 of 327

PROGRAM COUNTRY US STATE Grantee Name(s) - Person(s) or Institution(s) Purpose	UNEXPENDED BALANCE AS OF 01-Jan-2000	APPROVED IN 2000	NET EXPENDITURES AS OF Dec-2000	LAPSES (incl cancels & recs) IN 2000	REVERSIONS (incl cancels & recs) IN 2000	UNEXPENDED BALANCE AS OF Dec-2000
AGRICULTURAL SCIENCES						
MEXICO						
Proyecto Sierra de Santa Marta A C Apartado postal 305 Veracruz C P 91000 Xalapa Mexico						
to support the project "Experimentation and promotion of technological alternatives in the milpa and homegardens in the Sierra Santa Marta, State of Veracruz"	15,000 00	0 00	15,000 00	0 00	0 00	0 00
Red de Estudios para el Desarrollo Rural A C Chapingo, Mexico						
to support the project, Natural Resources Management in Mexico Consolidation of the Network	250,000 00	0 00	179,617 00	0 00	0 00	70,383 00
Rural Studies and Peasant Counseling Priv. Elvira 114 Fraee Villa San Luis Oaxaca 68020 Mexico						
to continue support for the development of natural resources management capacity in the Union of Zapoteco and Chinanteca Communities (UZACHI) on Oaxaca	20,000 00	0 00	20,000 00	0 00	0 00	0 00
Senderos y Encuentros para un Desarrollo Autonomo y Sustentable Veracruz Mexico						
toward the costs of developing a training center for trainers and farmers in Sierra Santa Marta, Veracruz	47,000 00	0 00	47,000 00	0 00	0 00	0 00
Technical Institute of Agriculture No 16 Quintana Roo Mexico						
to support the project, Management of Fallow Vegetation for Multistrata Agroforestry Systems, to be conducted in collaboration with the Forestry Community of the Maya Region	3,863 00	0 00	3,863 00	0 00	0 00	0 00
Vicente Guerrero Rural Development Project Tlaxcala Mexico						
for the consolidation of its "Peasant-to-Peasant" program of experimentation and diffusion of agroecological technologies in Mexico	12,614 47	0 00	12,614 47	0 00	0 00	0 00

THE ROCKEFELLER FOUNDATION
Identification Number 13-1659629
GRANTS AND EXPENDITURES REPORT

Attachment #2 A
Page 73 of 327

PROGRAM COUNTRY US STATE Grantee Name(s) - Person(s) or Institution(s) Purpose	UNEXPENDED BALANCE AS OF 01-Jan-2000	APPROVED IN 2000	NET EXPENDITURES AS OF Dec-2000	LAPSES (incl cancels & recs) IN 2000	REVERSIONS (incl cancels & recs) IN 2000	UNEXPENDED BALANCE AS OF Dec-2000
AGRICULTURAL SCIENCES						
MOZAMBIQUE						
Universidade Eduardo Mondlane P O Box 257 Maputo Mozambique						
for use by its Faculty of Agronomy and Forest Engineering to support research on the ecology of the red locust in the outbreak area of the Buzi-Gorongosa plains in central Mozambique	2,400 00	0 00	2,400 00	0 00	0 00	0 00
for use by its Faculty of Agronomy and Forest Engineering to support research on the ecology of the red locust in the outbreak area of the Buzi-Gorongosa plains in central Mozambique	13,600 00	0 00	13,600 00	0 00	0 00	0 00
for use by its Faculty of Agronomy and Forest Engineering to support research on the performance of Cotesia sesamiae and Cotesia flavipes (Hymenoptera Braconidae) as biological control agents against cereal stemborers in Mozambique	2,100 00	0 00	2,100 00	0 00	0 00	0 00
NEPAL						
Tribhuvan University P O Box 8212 Kirtipur Kathmandu, Nepal						
for use by its Institute of Agriculture and Animal Research for research on the characterization and improvement of Nepalese rice germplasm using molecular techniques	20,955 25	0 00	20,955 25	0 00	0 00	0 00
for use by its Institute of Agriculture and Animal Science for research on the characterization and improvement of Nepalese rice germplasm, to be undertaken by Biotechnology Career Fellow Dr Ram C Sharma in the laboratory of Dr Hel Leung at the International Rice Research Institute (IRRI), Manila, Philippines	11,724 00	0 00	0 00	0 00	0 00	11,724 00
NIGERIA						
Felix I Nweke International Institute of Tropical Agriculture (IITA) c/o Ms Maureen Larkin L W Lambourne & Co Carolyn House Croydon CR9 3EE Nigeria						
for a Career Development Fellowship in the Agricultural Sciences to conduct research while at Michigan State University on the data from the Collaborative Study of Cassava in Africa	0 02	0 00	0 00	0 00	0 02	0 00
for a Career Development Fellowship in the Agricultural Sciences to prepare a book synthesizing the results of the Collaborative Study of Cassava in Africa, while in residence at Michigan State University	5,042 58	0 00	1,302 11	0 00	0 00	3,740 47

THE ROCKEFELLER FOUNDATION
Identification Number 13-1659629
GRANTS AND EXPENDITURES REPORT

Attachment #2 A
Page 74 of 327

PROGRAM COUNTRY US STATE Grantee Name(s) - Person(s) or Institution(s) Purpose	UNEXPENDED BALANCE AS OF 01-Jan-2000	APPROVED IN 2000	NET EXPENDITURES AS OF Dec-2000	LAPSES (incl canc & recens) IN 2000	REVERSIONS (incl canc & recens) IN 2000	UNEXPENDED BALANCE AS OF Dec-2000
AGRICULTURAL SCIENCES						
NIGERIA						
International Institute of Tropical Agriculture Oyo Road PMB 5320 Ibandan Oyo State, Nigena						
for research on Introgressing genes for Striga hermonthica resistance from teosinte to maize	103,741 00	0 00	103,741 00	0 00	0 00	0 00
for research on the molecular mapping of genes conferring resistance to the cassava mosaic disease	30,832 00	0 00	30,832 00	0 00	0 00	0 00
to develop a hypertext data retrieval and document system for COSCA (Collabortive Study of Cassava in Africa)	0 00	0 00	-626 00	0 00	626 00	0 00
Temilope A. Okusami Dept of Soil Science Faculty of Agriculture Obafemi Awolowo University Lile Iof, Oscum State Nigeria						
to enable him to participate in an international conference on soil resources, to be held in Minnesota	1,122 00	0 00	1,122 00	0 00	0 00	0 00
to enable him to participate in an international conference on soil resources	3,469 00	0 00	2,269 00	0 00	0 00	1,200 00
PAKISTAN						
University of the Punjab 1 Shahrah-e-al-Beruni Lahore 2 Pakistan						
for a study of expression of BT toxin genes in rice, to be undertaken by Biotechnology Career Fellow Prof. Sheikh Riazuddin, under the direction of Dr. Milton P. Gordon, Department of Biochemistry, University of Washington, Seattle	36,753 37	0 00	14,500 00	0 00	0 00	22,253 37
for use by its National Centre of Excellence in Molecular Biology for research on the development of genetic resistance to common pests of rice through expression of Bacillus thuringiensis toxin genes	7,259 47	0 00	7,259 47	0 00	0 00	0 00

THE ROCKEFELLER FOUNDATION
Identification Number 13-1659629
GRANTS AND EXPENDITURES REPORT

Attachment #2 A
Page 75 of 327

PROGRAM COUNTRY US STATE Grantee Name(s) - Person(s) or Institution(s) Purpose	UNEXPENDED BALANCE AS OF 01-Jan-2000	APPROVED IN 2000	NET EXPENDITURES AS OF Dec-2000	LAPSES (Incl cancellations & reversions) IN 2000	REVERSIONS (Incl cancellations & reversions) IN 2000	UNEXPENDED BALANCE AS OF Dec-2000
AGRICULTURAL SCIENCES						
PHILIPPINES						
International Rice Research Institute DAPO Box 7777 Metro Manila, Philippines						
for research and training in the Introgression of quantitative trait loci for the development of new rice cultivars	54,816 00	0 00	8,225 00	0 00	3,000 00	43,591 00
for research on "Transferring Osmotic Adjustment to Tropical Japonica Varieties through Marker-Aided Selection "	36,150 00	0 00	36,150 00	0 00	0 00	0 00
for research on the development of transgenic rice with improved stem borer resistance	6,976 00	0 00	6,976 00	0 00	0 00	0 00
for research on the development, characterization and bioassay of transgenic Indica rices suitable for Eastern India	41,700 00	0 00	18,600 00	0 00	0 00	23,100 00
for research on the root morphology of rice	0 00	0 00	-2,242 00	0 00	2,242 00	0 00
for research, in collaboration with the Agricultural Genetics Institute, Hanoi, on the development of blast resistant rice cultivars in Vietnam using candidate gene analysis and marker-aided breeding	8,500 00	0 00	8,500 00	0 00	0 00	0 00
for research, in collaboration with the Directorate of Rice Research, Hyderabad, India, on the genetic transformation of rice to enhance pest and disease resistance	38,900 00	0 00	38,900 00	0 00	0 00	0 00
for research, in collaboration with the University of Agricultural Sciences, Bangalore, India, on mapping quantitative trait loci (QTLs) for blast resistance and the Introgression of major genes and QTLs for durable blast resistance in rice	30,015 00	0 00	12,915 00	0 00	0 00	17,100 00
to enable a scientist from Tamil Nadu Agricultural University, Coimbatore, India, to conduct collaborative research in rice insect resistance genes involving periodic work at IRRI	8,185 00	0 00	0 00	0 00	8,185 00	0 00
toward the costs of a workshop on the "Impact on Research and Development of Sui Generis Approaches to Plant Variety Protection of Rice in Developing Countries," held at IRRI, February 2000	0 00	25,000 00	25,000 00	0 00	0 00	0 00
Philippine Rice Research Institute Maligaya, Munoz, Nueva Ecija, 3119 Philippines						
for a genetic and physical analysis of tungro resistance in rice, to be undertaken by Biotechnology Career Fellow Gabriel O. Romero, at the Clemson University Genomics Institute, Clemson, South Carolina	44,330 00	0 00	14,300 00	0 00	0 00	30,030 00

THE ROCKEFELLER FOUNDATION
Identification Number 13-1659629
GRANTS AND EXPENDITURES REPORT

Attachment #2 A
Page 76 of 327

PROGRAM COUNTRY US STATE Grantee Name(s) - Person(s) or Institution(s) Purpose	UNEXPENDED BALANCE AS OF 01-Jan-2000	APPROVED IN 2000	NET EXPENDITURES AS OF Dec-2000	LAPSES (incl canc & recens) IN 2000	REVERSIONS (incl canc & recens) IN 2000	UNEXPENDED BALANCE AS OF Dec-2000
AGRICULTURAL SCIENCES						
PHILIPPINES						
Philippine Rice Research Institute for research on molecular marker-assisted breeding for high-vigor direct-seeded rice genotypes	1,230 72	0 00	0 00	0 00	1,230 72	0 00
to enable Theresa Peralta, selected by the Institute, to receive training in rice biotechnology at the International Laboratory for Tropical Agricultural Biotechnology/The Scripps Research Institute (LTAB/TSRI), La Jolla, California	2,106 06	0 00	0 00	0 00	2,106 06	0 00
toward the costs of research on rice varietal development	24,420 61	0 00	18,021 67	0 00	0 00	6,398 94
University of the Philippines, Los Baños College, Laguna 4031 Philippines						
for research on improving insect resistance in rice	17,220 74	0 00	0 00	0 00	17,220 74	0 00
for research on improving insect resistance in rice	16,862 00	0 00	0 00	0 00	16,862 00	0 00
SENEGAL						
Mariteuw Chimere Diaw 13-4104 Rue de l'ecluse Chamy Senegal						
social Science Research Fellowship in Agriculture	10,744 57	0 00	0 00	0 00	0 00	10,744 57
SOUTH KOREA						
Chungbuk National University 48 Gaesin-dong Heungduk-gu Cheongju 361 763 South Korea						
for a study of QTL mapping, cloning, and molecular breeding for development of new rice varieties, to be undertaken by Biotechnology Career Fellow Dr. Cho Yong Gu, under the direction of Dr. Susan R. McCouch, Department of Plant Breeding and Biometry, Cornell University, Ithaca, New York	20,041 45	0 00	0 00	0 00	0 00	20,041 45
Gyeongsang National University Kajwa-Dong 900 Chinju 660-701 South Korea						
for research on the identification and isolation of rice genes	45,070 00	0 00	0 00	0 00	0 00	45,070 00

THE ROCKEFELLER FOUNDATION
Identification Number 13-1659629
GRANTS AND EXPENDITURES REPORT

Attachment #2 A
Page 77 of 327

PROGRAM COUNTRY US STATE Grantee Name(s) - Person(s) or Institution(s) Purpose	UNEXPENDED BALANCE AS OF 01-Jan-2000	APPROVED IN 2000	NET EXPENDITURES AS OF Dec-2000	LAPSES (incl cancels & recs) IN 2000	REVERSIONS (incl cancels & recs) IN 2000	UNEXPENDED BALANCE AS OF Dec-2000
AGRICULTURAL SCIENCES						
SOUTH KOREA						
Gyeongsang National University for research on the identification and isolation of rice genes	20,000 00	0 00	20,000 00	0 00	0 00	0 00
Myong Ji University 38-2 San Namri Yong in-eup Yong In-kun Yong in-kun, Kynggido 449-728 South Korea for Biotechnology Career Fellowship in Agricultural Sciences for Dr Kim Ju-Kon, to enable him to undertake a study of expression of antifungal protein genes in transgenic rice, under the direction of Dr Ray Wu, Section of Biochemistry, Molecular & Cell Biology, Cornell University, Ithaca, New York	30,446 37	0 00	19,181 18	0 00	0 00	11,265 19
National Agricultural Science and Technology Institute Suwon South Korea for a Biotechnology Career Fellowship in Agricultural Sciences to enable Dr Seong-ho Choi to undertake a study of the function of the avr gene family as pathogenicity factors in Xanthomonas oryzae pv oryzae, under the direction of Dr Jan E Leach, Department of Plant Pathology, Kansas State University, Manhattan	4,100 00	0 00	0 00	0 00	0 00	4,100 00
Rural Development Administration Suwon 441 110 South Korea for a study of marker-assisted discovery and transfer of wild QTL's into elite rice cultivars using advanced backcross QTL analysis, to be undertaken by Biotechnology Career Fellow Dr Ahn Sang-Nag, under the direction of Dr Susan R McCouch, Department of Plant Breeding and Biometry, Cornell University, Ithaca, New York	17,275 30	0 00	0 00	0 00	0 00	17,275 30
to provide additional funds for a study of marker-assisted discovery and transfer of wild quantitative trait loci (QTLs) into elite rice cultivars using advanced backcross QTL analysis, to be undertaken by Biotechnology Career Fellow Dr Ahn Sang-Nag, under the direction of Dr Susan R McCouch, Department of Plant Breeding, Cornell University, Ithaca, New York	0 00	11,450 00	0 00	0 00	0 00	11,450 00
SRI LANKA						
Department of Agriculture Peradeniya, Sri Lanka for use by Its Rice Research Development Institute for research on the utilization of biotechnological approaches for the development of gall midge resistant rice varieties	25,750 11	0 00	0 00	0 00	25,750 11	0 00

THE ROCKEFELLER FOUNDATION
Identification Number 13-1659629
GRANTS AND EXPENDITURES REPORT

Attachment #2 A
Page 78 of 327

PROGRAM COUNTRY US STATE Grantee Name(s) - Person(s) or Institution(s) Purpose	UNEXPENDED BALANCE AS OF 01-Jan-2000	APPROVED IN 2000	NET EXPENDITURES AS OF Dec-2000	LAPSES (incl cancels & recs) IN 2000	REVERSIONS (incl cancels & recs) IN 2000	UNEXPENDED BALANCE AS OF Dec-2000
AGRICULTURAL SCIENCES						
TANZANIA						
J M R Semoka Tanzania						
for research on computer simulation for crop growth and nutrient management	53 00	0 00	0 00	53 00	0 00	0 00
THAILAND						
Gnenggrai Pantuan Ubon Rice Research Center P O Box 65 Muang Ubon Ratchathani, 34000 Thailand						
for research on drought resistance in rice leading to a PhD degree at the University of Queensland	10,000 00	0 00	10,000 00	0 00	0 00	0 00
International Board for Soil Research and Management P O Box 9-109 Jatujak Bangkok 10900 Thailand						
to help develop the capacity of researchers in Uganda and Tanzania to evaluate the sustainability of alternative agricultural land management systems	11,925 00	0 00	0 00	11,925 00	0 00	0 00
Kasetsart University Bangkok 10900 Thailand						
for a Biotechnology Career Fellowship in Agricultural Sciences for Dr Apichart Vanavichit, for a study of regulation of genes responsible for submergence tolerance in rice, under the direction of Dr Hirofumi Uchima, Institute of Molecular and Cellular Biosciences, University of Tokyo	9,100 00	0 00	9,100 00	0 00	0 00	0 00
for research on the improvement of Thai rice for abiotic stress tolerance	18,000 00	0 00	18,000 00	0 00	0 00	0 00
for research on the improvement of Thai rice for increased tolerance of salinity	14,800 00	0 00	14,800 00	0 00	0 00	0 00
to enable staff member Selak Phansiri, selected by the University, to receive training in cassava biotechnology at the Swiss Federal Institute of Technology, Zurich, Switzerland	10,130 82	0 00	0 00	0 00	0 00	10,130 82
to enable staff member Yeetoh Dabbhadatta, selected by the University, to receive training in rice biotechnology at the International Laboratory for Tropical Agricultural Biotechnology/The Scripps Research Institute (ILTAB/TSRI), La Jolla, California	112 38	0 00	0 00	0 00	112 38	0 00

THE ROCKEFELLER FOUNDATION
Identification Number 13-1659629
GRANTS AND EXPENDITURES REPORT

Attachment #2 A
Page 79 of 327

PROGRAM COUNTRY US STATE Grantee Name(s) - Person(s) or Institution(s) Purpose	UNEXPENDED BALANCE AS OF 01-Jan-2000	APPROVED IN 2000	NET EXPENDITURES AS OF Dec-2000	LAPSES (incl cancels & recens) IN 2000	REVERSIONS (incl cancels & recens) IN 2000	UNEXPENDED BALANCE AS OF Dec-2000
AGRICULTURAL SCIENCES						
THAILAND						
Kasetsart University toward the costs of development of human resources for rice genome research in Thailand	64,286 00	0 00	0 00	0 00	0 00	64,286 00
National Center for Genetic Engineering and Biotechnology 539/2 Gypsum Metropolitan Tower - 15th Floor Sri Ayudhya Road Bangkok 10400 Thailand for a study of position cloning of genes controlling submergence tolerance in rice, to be undertaken by Biotechnology Career Fellow Somvong Tragoonrung, at the Clemson University Genomics Institute, Clemson, South Carolina	44,600 00	0 00	14,300 00	0 00	0 00	30,300 00
Rice Research Institute Department of Agriculture Chattuchak Bangkok 10900 Thailand for research on the development of molecular marker assisted selection techniques for elongation ability in deepwater rice	40,000 00	0 00	0 00	0 00	0 00	40,000 00
to enable staff member Hathairat Uralong, selected by the Institute, to receive training in rice biotechnology at the International Rice Research Institute (IRRI), Philippines	0 00	0 00	-5,999 70	0 00	5,999 70	0 00
UGANDA						
Makerere University P O Box 7062 Kampala Uganda for use by its Agricultural Research Institute, Kabanyolo, to support research on the biological management of water hyacinth wastes from Lake Victoria	40,151 00	0 00	40,151 00	0 00	0 00	0 00
for use by its Department of Crop Science to support research evaluating promising potato genotypes in eastern Uganda	31,550 00	0 00	31,550 00	0 00	0 00	0 00
for use by its Department of Soil Science for research on the improvement of soil nutrition and weed management for increased finger millet productivity	27,500 00	0 00	27,500 00	0 00	0 00	0 00
for use by its Faculty of Agriculture and Forestry to support the teaching of a microeconomics course in the Ph D program	176 39	0 00	0 00	176 39	0 00	0 00

THE ROCKEFELLER FOUNDATION
Identification Number 13-1659629
GRANTS AND EXPENDITURES REPORT

Attachment #2 A
Page 80 of 327

PROGRAM COUNTRY US STATE Grantee Name(s) - Person(s) or Institution(s) Purpose	UNEXPENDED BALANCE AS OF 01-Jan-2000	APPROVED IN 2000	NET EXPENDITURES AS OF Dec-2000	LAPSES (incl cancs & recens) IN 2000	REVERSIONS (incl cancs & recens) IN 2000	UNEXPENDED BALANCE AS OF Dec-2000
AGRICULTURAL SCIENCES						
UGANDA						
Makerere University for use by its Faculty of Agriculture to further the development of its programs	0 00	10,000 00	10,000 00	0 00	0 00	0 00
to provide a preparation grant for the development of a project involving the rehabilitation of degraded rangelands in Uganda through the introduction of forage/fodder legumes as cover crops	0 00	5,000 00	5,000 00	0 00	0 00	0 00
to provide field training for African graduate students in the agricultural sciences and to support integrated pest management in Uganda where cassava mosaic virus is pandemic	0 00	64,533 00	40,000 00	0 00	0 00	24,533 00
to provide field training for African graduate students in the agricultural sciences and to support research on disease resistant banana mutants and banana micropropagation systems	0 00	64,794 00	38,696 00	0 00	0 00	26,098 00
to support phase two research on integrated management of pests of common beans in Uganda validation and participatory implementation of economic injury level thresholds by bean farmers	25,590 00	0 00	25,590 00	0 00	0 00	0 00
to support the establishment of a Forum Internal Review Committee at the University	18,513 00	0 00	18,513 00	0 00	0 00	0 00
to support the project, "Better Banana-Based Agriculture in Uganda (BetBan) Identifying the limiting nutrients as a basis for rehabilitating degraded banana fields "	20,565 00	0 00	0 00	0 00	0 00	20,565 00
National Agricultural Research Organisation P. O. Box 295 Entebbe Uganda						
for the establishment of a Geographical Information System facility and national soils reference database	0 00	118,000 00	118,000 00	0 00	0 00	0 00
to support a research project on nutrient demand and nutrient cycling in banana-based cropping systems	129 85	0 00	0 00	0 00	129 85	0 00
to support the banana cropping systems project	100,000 00	0 00	100,000 00	0 00	0 00	0 00

THE ROCKEFELLER FOUNDATION
Identification Number 13-1659629
GRANTS AND EXPENDITURES REPORT

Attachment #2 A
Page 81 of 327

PROGRAM COUNTRY US STATE Grantee Name(s) - Person(s) or Institution(s) Purpose	UNEXPENDED BALANCE AS OF 01-Jan-2000	APPROVED IN 2000	NET EXPENDITURES AS OF Dec-2000	LAPSES (incl cancs & recens) IN 2000	REVERSIONS (incl cancs & recens) IN 2000	UNEXPENDED BALANCE AS OF Dec-2000
AGRICULTURAL SCIENCES						
UNITED KINGDOM						
Bath BA2 7AY Bath BA2 7AY United Kingdom						
to enable Hongying Li, selected by the University, to receive training in cassava biotechnology at the Danforth Plant Science Center, St. Louis, Missouri	6,900 00	0 00	0 00	0 00	6,900 00	0 00
to enable Hongying Li, selected by the University, to receive training in cassavabiotechnology at the International Laboratory for Tropical Agricultural Biotechnology/The Scripps Research Institute (ILTAB/TSRI), La Jolla, California	1,184 12	0 00	568 99	0 00	615 13	0 00
Yvonne Lokko C/O L W Lambourn & Co Carolyn House 26 Dingwal Road Croydon, CR 9 3EE United Kingdom						
to conduct research at the International Institute of Tropical Agriculture, leading to a Ph D degree from the University of Ibadan, on the genetic analysis of host plant resistance to African cassava mosaic disease	41,400 00	0 00	39,247 00	0 00	0 00	2,153 00
VIETNAM						
Agricultural Genetics Institute Tulliem Hanoi, Vietnam						
for research on the development of durable blast resistant and high-yielding rice varieties for strategic deployment in Northern Vietnam	75,200 05	0 00	41,699 25	0 00	0 00	33,500 80
Institute of Biotechnology National Center for Natural Science and Technology Nghia Do CauGlay Hanoi Vietnam						
for a study of molecular mapping of QTL's for root traits related to drought resistance in upland rice, to be undertaken by Biotechnology Career Fellow Dr Nguyen Duc Thanh, under the direction of Dr Henry T Nguyen, Department of Plant and Soil Science, Texas Tech University, Lubbock	5,400 00	0 00	0 00	0 00	0 00	5,400 00
for research on molecular mapping of quantitative trait loci (QTL's) for root traits related to drought resistance in upland rice	14,124 00	0 00	13,585 69	0 00	0 00	538 31
Institute of Tropical Biology National Center for Natural Science and Technology 1 Mac Dinh Chi Street Ho Chi Minh City, Vietnam						
for research on the development of adapted methods of genetic transformation and molecular evaluation for the application of rice gene technology in Vietnam	33,000 00	0 00	29,720 91	0 00	0 00	3,279 09

THE ROCKEFELLER FOUNDATION
Identification Number 13-1659629
GRANTS AND EXPENDITURES REPORT

Attachment #2 A
Page 82 of 327

PROGRAM COUNTRY US STATE Grantee Name(s) - Person(s) or Institution(s) Purpose	UNEXPENDED BALANCE AS OF 01-Jan-2000	APPROVED IN 2000	NET EXPENDITURES AS OF Dec-2000	LAPSES (incl canc & recens) IN 2000	REVERSIONS (incl canc & recens) IN 2000	UNEXPENDED BALANCE AS OF Dec-2000
AGRICULTURAL SCIENCES						
ZIMBABWE						
Africa University P O Box 1320 Mutare Zimbabwe						
for a preparation grant for a research project entitled, "Study of Soil Management Options for Improved Groundnut Production in Zimbabwe"	1,160 80	0 00	1,160 80	0 00	0 00	0 00
to provide field training for African graduate students in the agricultural sciences and to support research on soil management options for improved groundnut production in Zimbabwe	0 00	2,200 00	2,200 00	0 00	0 00	0 00
to support phase two research on soil management options for improved groundnut production in Zimbabwe	22,000 00	0 00	22,000 00	0 00	0 00	0 00
to train soil and plant analytical laboratory technologists in southern Africa in procedures for data quality control and equipment maintenance, in order to improve the quality and relevance of data provided to scientists working on soil fertility problems of poor farmers	0 00	56,000 00	56,000 00	0 00	0 00	0 00
Ministry of Agriculture P/Bag 7701 Causeway, Harare Zimbabwe						
for use by the Department of Agricultural Technical and Extension Services (AGRITEX) to support farmer participatory evaluation and development of soil fertility technologies in Chihota, Zimbabwe	19,000 00	0 00	19,000 00	0 00	0 00	0 00
for use by the Department of Research and Specialist Services for research on soil fertility management through relay green manuring	0 01	0 00	0 00	0 00	0 01	0 00
Ministry of Lands and Agriculture Zimbabwe Ngungunyana Building 1 Borrowdale Road Private Bag 7701 Causeway, Zimbabwe						
for a policy dialogue administered through the Agricultural Production and Food Security Task Force on enhancing smallholder farmer food security through improved cropping systems	0 00	35,000 00	35,000 00	0 00	0 00	0 00
for use by its Agronomy Research Institute to support micro-economics research on soil fertility management technologies being tested on farmers' fields	0 00	19,580 00	19,580 00	0 00	0 00	0 00

THE ROCKEFELLER FOUNDATION
Identification Number 13-1659629
GRANTS AND EXPENDITURES REPORT

Attachment #2 A
Page 83 of 327

PROGRAM COUNTRY US STATE Grantee Name(s) - Person(s) or Institution(s) Purpose	UNEXPENDED BALANCE AS OF 01-Jan-2000	APPROVED IN 2000	NET EXPENDITURES AS OF Dec-2000	LAPSES (incl cancels & recs) IN 2000	REVERSIONS (incl cancels & recs) IN 2000	UNEXPENDED BALANCE AS OF Dec-2000
AGRICULTURAL SCIENCES						
ZIMBABWE						
Scientific & Industrial Research and Development Centre P O Box 6640 Harare, Zimbabwe						
for use by the Biotechnology Research Institute to enable a Rockefeller Foundation-funded biotechnologist to attend and present a paper at the Sixth International Congress of Plant Molecular Biology, Quebec, Canada, June 18-24, 2000, and to visit collaborating scientists in the United States and Europe	0 00	9,108 00	0 00	0 00	0 00	9,108 00
to provide training in biosafety protocols for a scientist responsible for introducing and monitoring such protocols at the Centre	0 00	4,615 00	4,615 00	0 00	0 00	0 00
University of Zimbabwe P O Box MP 167 Mount Pleasant Harare Zimbabwe						
a study of promiscuous soyabean-rhizobium symbiosis and its potential contribution to the sustainability of smallholder maize-based cropping systems in Zimbabwe, to be undertaken by Agricultural Sciences Career Development Fellow Dr Sheunesu Mpeperekil, under the direction of Dr Kenneth Giller, Department of Biological Sciences, Wye College, University of London, United Kingdom	527 75	0 00	0 00	0 00	527 75	0 00
for a preliminary study to develop a research project on dryland paprika production in the smallholder farming sector of Zimbabwe that will provide field training for African graduate students in the agricultural sciences	0 00	4,959 00	4,959 00	0 00	0 00	0 00
for a preparation grant to develop a research proposal on the production of high quality dry season forage from mixed-crop silages	34 00	0 00	0 00	0 00	34 00	0 00
for a survey of maize viruses in Zimbabwe detection, identification, and distribution of maize viruses and strains and their vector	567 50	0 00	0 00	567 50	0 00	0 00
for a survey of maize viruses in Zimbabwe detection, identification, and distribution of maize viruses and strains and their vectors	7 20	0 00	0 00	7 20	0 00	0 00
for research on the suppression of Striga asiatica by legume mulches	48,600 00	0 00	20,000 00	0 00	0 00	28,600 00
for use by its Department of Soil Science and Agricultural Engineering to support the implementation of a fertilizer-based soil management package for small-scale producers in Zimbabwe	53,258 87	0 00	31,000 00	0 00	0 00	22,258 87
for use by its Faculty of Agriculture to further the development of its programs	5,000 00	0 00	5,000 00	0 00	0 00	0 00

THE ROCKEFELLER FOUNDATION
Identification Number 13-1659629
GRANTS AND EXPENDITURES REPORT

Attachment #2 A
Page 84 of 327

PROGRAM COUNTRY US STATE Grantee Name(s) - Person(s) or Institution(s) Purpose	UNEXPENDED BALANCE AS OF 01-Jan-2000	APPROVED IN 2000	NET EXPENDITURES AS OF Dec-2000	LAPSES (incl cancels & recs) IN 2000	REVERSIONS (incl cancels & recs) IN 2000	UNEXPENDED BALANCE AS OF Dec-2000
AGRICULTURAL SCIENCES						
ZIMBABWE						
University of Zimbabwe for use by its Faculty of Agriculture to further the development of its programs	0 00	2,500 00	2,500 00	0 00	0 00	0 00
for use by the Department of Crop Science to support research on improved food security for resource poor farmers in Zimbabwe through deployment of Striga resistance genes in sorghum cultivars and a study of genetic variability of Striga asiatica strains from different host plants	3,200 00	0 00	3,200 00	0 00	0 00	0 00
for use by the Department of Crop Science to support research on improved food security for the resource poor farmers in Zimbabwe through deployment of Striga resistance genes in sorghum cultivars and a study of genetic variability of Striga asiatica strains from different host plants	6,810 36	0 00	6,810 36	0 00	0 00	0 00
for use by the Department of Soil Science and Agricultural Engineering to support the establishment of a nitrogen fixation facility	57,064 00	0 00	32,209 00	0 00	0 00	24,855 00
to continue support for research to promote integration of soyabean in smallholder cropping systems in Zimbabwe	3,868 50	0 00	2,189 50	0 00	1,679 00	0 00
to provide a salary supplement for a professorship in the Department of Soil Science and Agricultural Engineering	49,168 78	0 00	49,168 78	0 00	0 00	0 00
to provide a stipend supplement for students supported by the Foundation's Forum on Agricultural Resource Husbandry program at the University	0 00	8,000 00	8,000 00	0 00	0 00	0 00
to support research on crop protection management in maize-based cropping systems in the Chinyika Resettlement area	5,894 21	0 00	5,894 21	0 00	0 00	0 00
to support research on crop protection management in maize-based cropping systems in the Chinyika Resettlement area	4,400 00	0 00	1,600 00	0 00	0 00	2,800 00
to support research on integrated crop management in the Chinyika Resettlement Scheme	2,000 00	0 00	2,000 00	0 00	0 00	0 00
to support research on integrated crop management in the Chinyika Resettlement Scheme	19,770 00	0 00	19,770 00	0 00	0 00	0 00
to support research on predicting long-term soil organic matter dynamics combining historical data with simulation modeling as a complement to long-term experimentation	56,402 62	0 00	16,905 60	0 00	0 00	39,497 02

THE ROCKEFELLER FOUNDATION
Identification Number 13-1659629
GRANTS AND EXPENDITURES REPORT

Attachment #2 A
Page 85 of 327

PROGRAM COUNTRY US STATE Grantee Name(s) - Person(s) or Institution(s) Purpose	UNEXPENDED BALANCE AS OF 01-Jan-2000	APPROVED IN 2000	NET EXPENDITURES AS OF Dec-2000	LAPSES (incl cancels & recs) IN 2000	REVERSIONS (incl cancels & recs) IN 2000	UNEXPENDED BALANCE AS OF Dec-2000
AGRICULTURAL SCIENCES						
ZIMBABWE						
University of Zimbabwe						
to support research on soil fertility and moisture dynamics in sandy soils under tree-based artificial fallows	6,600 00	0 00	0 00	0 00	6,600 00	0 00
to support research on the economic potential for large-scale development of smallholder sector soyabean production in Zimbabwe	6,667 00	0 00	6,667 00	0 00	0 00	0 00
to support research on the effect of agro-climatic factors on nursery and field establishment of ex-tissue culture cassava	2,600 00	0 00	2,600 00	0 00	0 00	0 00
to support research on the effect of agro-climatic factors on nursery and field establishment of ex-tissue culture cassava	20,990 07	0 00	0 00	0 00	0 00	20,990 07
to support research on the potential contribution from naturally-nodulating soybean to residual soil fertility in maize-based cropping systems	4,975 05	0 00	0 00	0 00	4,975 05	0 00
to support strengthening technical and management backup for the Soyabean Promotion Program	18,750 00	0 00	14,500 00	0 00	0 00	4,250 00
to support the proposal, "Closing the Loop Identifying N Sources and Minimising N Losses in Leguminous Cropping Systems"	40,000 00	0 00	40,000 00	0 00	0 00	0 00
toward the costs of a study, "Strengthening rural food security through Improved smallholder soyabean/maize production technologies," to be undertaken by Food Security Career Development Fellow Dr. Sheunesu Mpeperaki	0 00	35 000 00	35 000 00	0 00	0 00	0 00
toward the costs of coordinating activities of the Economics and Policy Working Group for Smallholder Food Security in Africa	0 00	20,800 00	20,800 00	0 00	0 00	0 00
UNITED STATES						
University of Nebraska						
toward the costs of a symposium on "Post-Green Revolution Trends in Crop Yield Potential" to be held in conjunction with the annual meeting of the Crop Science Society of America in Baltimore, Maryland, in October 1998	1,277 47	0 00	0 00	1,277 47	0 00	0 00

THE ROCKEFELLER FOUNDATION
Identification Number 13-1659629
GRANTS AND EXPENDITURES REPORT

Attachment #2 A
Page 86 of 327

PROGRAM COUNTRY US STATE Grantee Name(s) - Person(s) or Institution(s) Purpose	UNEXPENDED BALANCE AS OF 01-Jan-2000	APPROVED IN 2000	NET EXPENDITURES AS OF Dec-2000	LAPSES (incl cancs & recens) IN 2000	REVERSIONS (incl cancs & recens) IN 2000	UNEXPENDED BALANCE AS OF Dec-2000
AGRICULTURAL SCIENCES						
UNITED STATES						
CALIFORNIA						
Chnstopher Michael Edmonds 38 Bryant Street, Apt 408 San Francisco, California 94105						
for a Social Science Research Fellowship in Agriculture to enable Mr Edmonds to study the sustainability of rice-based production systems in unfavorable rainfed environments, while located at the International Rice Research Institute, Los Batos, Philippines	59,050 66	0 00	54,638 97	0 00	0 00	4,411 69
David A Widawsky Stanford California						
for a Social Science Research Fellowship in Agriculture to study the impact of knowledge-intensive crop management technologies, while located at the International Rice Research Institute, Los Bajos, Philippines	5,693 16	0 00	0 00	0 00	0 00	5,693 16
Erika Ching-Huel Meng Davis, California						
for a Social Science Research Fellowship in Agriculture to enable Ms Meng to study the economics of genetic diversity in wheat and maize, while located at the International Maize and Wheat Improvement Center (CIMMYT), El Bat'n, Mexico	5,101 81	0 00	0 00	0 00	5,101 81	0 00
Paul Conal Winters Albany, California						
for a Rockefeller Foundation Social Science Research Fellowship in Agriculture, to enable Mr Paul C Winters to evaluate farmers and public sector investments in soil conservation in the High Andes of Peru, while located at the International Potato Center, Lima, Peru	4,126 76	0 00	0 00	0 00	0 00	4,126 76
Stanford University Stanford, California 94305						
for use by Stanford Law School toward the costs a conference on "Intellectual Property and Global Biotechnology," to be held at the Bellagio Study and Conference Center, Italy, March 27-31, 2000	0 00	20,000 00	20,000 00	0 00	0 00	0 00
toward the costs of gathering and disseminating information on patent issues of concern to the Rice Biotechnology Program	0 00	0 00	-7,219 34	0 00	7,219 34	0 00
The Scripps Research Institute 10666 North Torrey Pines Road La Jolla California 92037						
toward the costs of establishing a rice transformation training center	1,933 95	0 00	0 00	0 00	1,933 95	0 00

THE ROCKEFELLER FOUNDATION
Identification Number 13-1659629
GRANTS AND EXPENDITURES REPORT

Attachment #2 A
Page 87 of 327

PROGRAM COUNTRY US STATE Grantee Name(s) - Person(s) or Institution(s) Purpose	UNEXPENDED BALANCE AS OF 01-Jan-2000	APPROVED IN 2000	NET EXPENDITURES AS OF Dec-2000	LAPSES (incl cancs & recens) IN 2000	REVERSIONS (incl cancs & recens) IN 2000	UNEXPENDED BALANCE AS OF Dec-2000
AGRICULTURAL SCIENCES						
UNITED STATES						
COLORADO						
David Stuart Edmunds 1119 Lafayette Street Apt 9 Denver, Colorado 80218						
social Science Research Fellowship in Agriculture to enable Mr. Edmunds to study forest livelihood strategies and devolution of forest management to local people in Indonesia, Latin America, and East Africa, while located at the Center for International Forestry Research, Bogor, Indonesia	27,883 88	0 00	650 00	0 00	0 00	27,233 88
FLORIDA						
Cary S. Farley Gainesville, Florida						
for a Social Science Research Fellowship in Agriculture, to enable Mr. Cary S. Farley to study farmer participatory research for improved soil, crop, and pest management in common bean cropping systems in Eastern Africa, while located at the Centro Internacional de Agricultura Tropical (CIAT) project in Kampala, Uganda	7,980 51	0 00	0 00	0 00	0 00	7,980 51
Robert A. Gilbert Department of Agronomy Everglades Research and Education Center P O Box 8003 Belle Glade, Florida 33430						
for a Research Fellowship in Agricultural Sciences for research on maize improvement with a Foundation-funded program in Malawi	10,000 00	0 00	5,340 93	0 00	4,659 07	0 00
for a Research Fellowship in Agricultural Sciences to participate in a Foundation-funded maize improvement program in Malawi	-2,256 16	0 00	-2,256 16	0 00	0 00	0 00
for renewal of a Research Fellowship in Agricultural Sciences for Dr. Robert A. Gilbert, to participate in a Foundation-funded maize improvement program in Malawi	34,489 61	0 00	34,489 61	0 00	0 00	0 00
INDIANA						
Purdue University West Lafayette, Indiana 47907						
toward the cost of research on the regeneration of rice plants from callus, cells and protoplasts	0 00	0 00	-5,325 81	0 00	5,325 81	0 00
MASSACHUSETTS						
Harvard University Cambridge, Massachusetts 02138						
for use by the Harvard Institute for International Development to support the study, "The Changing Structure of Malawi's Food System: A Clarification of Issues and Evidence"	0 00	0 00	-656 97	0 00	656 97	0 00

THE ROCKEFELLER FOUNDATION
Identification Number 13-1659629
GRANTS AND EXPENDITURES REPORT

Attachment #2 A
Page 88 of 327

PROGRAM COUNTRY US STATE Grantee Name(s) - Person(s) or Institution(s) Purpose	UNEXPENDED BALANCE AS OF 01-Jan-2000	APPROVED IN 2000	NET EXPENDITURES AS OF Dec-2000	LAPSES (incl cancels & recs) IN 2000	REVERSIONS (incl cancels & recs) IN 2000	UNEXPENDED BALANCE AS OF Dec-2000
AGRICULTURAL SCIENCES						
UNITED STATES						
MICHIGAN						
Cynthia Donovan East Lansing Michigan						
for a Social Science Research Fellowship in Agriculture to serve as agricultural economist with WARDA's Sahel Irrigated rice program, while located at the West Africa Rice Development Association (WARDA) project in St Louis, Senegal	15,610 19	0 00	0 00	0 00	15,610 19	0 00
Joseph DeVries W K Kellogg Foundation Director International Fellowship Programs 400 North Avenue Battle Creek Michigan 49017-3398						
for a research fellowship in maize breeding to work on maize improvement programs for Kenya and other African countries	-24,908 85	0 00	-24,908 85	0 00	0 00	0 00
Michigan State University East Lansing Michigan 48824-1039						
for use by Michigan State University Press to edit and publish "Cassava Africa's Best-Kept Secret" and to ship 750 copies of the finished book to the International Institute of Tropical Agriculture for free distribution in Africa	0 00	26,000 00	26,000 00	0 00	0 00	0 00
for use by the Department of Agricultural Economics to continue supporting research on developing profitable downstream fertilizer supply channels for smallholders in western Kenya	0 00	18,750 00	18,750 00	0 00	0 00	0 00
Youssef Camara Department of Agricultural Economics Michigan State University East Lansing Michigan 48823-1039						
to support research on the profitability of cassava-based production systems in West Africa	1,591 15	0 00	1,591 15	0 00	0 00	0 00
MINNESOTA						
Nancy Leigh Johnson St Paul Minnesota						
social Science Research Fellowship in Agriculture to enable Ms Johnson to study institutional and market development for community management of hillside watershed resources, while located at the International Center for Tropical Agriculture, Cali, Colombia	13,047 50	0 00	0 00	0 00	0 00	13,047 50

THE ROCKEFELLER FOUNDATION
Identification Number 13-1659629
GRANTS AND EXPENDITURES REPORT

Attachment #2 A
Page 89 of 327

PROGRAM COUNTRY US STATE Grantee Name(s) - Person(s) or Institution(s) Purpose	UNEXPENDED BALANCE AS OF 01-Jan-2000	APPROVED IN 2000	NET EXPENDITURES AS OF Dec-2000	LAPSES (incl canc & recens) IN 2000	REVERSIONS (incl canc & recens) IN 2000	UNEXPENDED BALANCE AS OF Dec-2000
AGRICULTURAL SCIENCES						
UNITED STATES						
MISSOURI						
University of Missouri-Columbia 310 Jesse Hall Columbia, Missouri 65211 1230						
to continue its collaboration with the Kenya Agricultural Research Institute to complete the book "Transforming the Agricultural Research System in Kenya Lessons for Africa"	0 00	6,000 00	6,000 00	0 00	0 00	0 00
NEW YORK						
Charles F. Nicholson Ithaca, New York						
for a Social Science Research Fellowship in Agriculture to study domestic dairy production in sub-Saharan Africa, while located at the International Livestock Research Institute, Addis Ababa, Ethiopia (joint appointment with the International Food Policy Research Institute, Washington, D C)	62,392 29	0 00	0 00	0 00	0 00	62,392 29
Cornell University Day Hall Ithaca New York 14853						
for research on cloning, characterizing and transferring genes in rice	16,000 00	0 00	16,000 00	0 00	0 00	0 00
International Service for the Acquisition of Agri-Biotech Applications Ameri/Center Cornell University 260 Emerson Hall Ithaca New York 14853						
to conduct a feasibility study on the evaluation and deployment of rice genetically modified to produce pro-vitamin A in the endosperm	0 00	50,000 00	50,000 00	0 00	0 00	0 00
to conduct a preliminary freedom-to-operate review for provitamin-A rice (Golden Rice), in part as a model for training programs on intellectual property rights	0 00	40,000 00	40,000 00	0 00	0 00	0 00
Michelle Adato Ithaca New York						
for a Social Science Research Fellowship in Agriculture to study employment creation in South Africa, while located at the International Food Policy Research Institute (IFPRI) project in Cape Town	9,254 97	0 00	0 00	0 00	0 00	9,254 97
The Epidavros Project Inc 141 West 28th Street 6B New York New York 10001						
to support the preparation of a feasibility study for a documentary film on African development opportunities	13,669 31	0 00	0 00	13,669 31	0 00	0 00

THE ROCKEFELLER FOUNDATION
Identification Number 13-1659629
GRANTS AND EXPENDITURES REPORT

Attachment #2 A
Page 90 of 327

PROGRAM COUNTRY US STATE Grantee Name(s) - Person(s) or Institution(s) Purpose	UNEXPENDED BALANCE AS OF 01-Jan-2000	APPROVED IN 2000	NET EXPENDITURES AS OF Dec-2000	LAPSES (incl canc & recens) IN 2000	REVERSIONS (incl canc & recens) IN 2000	UNEXPENDED BALANCE AS OF Dec-2000
AGRICULTURAL SCIENCES						
UNITED STATES						
NEW YORK						
The Hastings Center Route 9D Gamson New York 10524-5555						
for research to examine public perspectives on agricultural biotechnology	196,085 00	0 00	196,085 00	0 00	0 00	0 00
NORTH CAROLINA						
Dai Hung Peters 27 Old Mill Road Raleigh North Carolina 12561						
for a Social Science Research Fellowship in Agriculture to study sweetpotato processing for noodlemaking in Sichuan Province, China, and improved utilization of sweetpotato for animal feed, at the National Feed Institute in Beijing, while located at the International Potato Center (CIP) project in Bogor, Indonesia	7,866 34	0 00	0 00	0 00	0 00	7,866 34
OHIO						
Ohio State University Wooster, Ohio 44691						
for research on the determination of receptor binding properties of various delta-endotoxins of midguts of rice stem borers and leaf folders	0 00	0 00	-1,536 31	0 00	1,536 31	0 00
PENNSYLVANIA						
Sule Ochar 15-L Graduate Circle State College Pennsylvania 16801						
to support continued research in natural resource and environment economics	34,309 71	0 00	15,899 84	0 00	0 00	18,409 87
SOUTH CAROLINA						
John Dille Department of Biology Winthrop University 101 Sims Science Building Rock Hill, South Carolina 29733						
toward the cost of publishing the Rice Biotechnology Quarterly	0 00	10,000 00	10,000 00	0 00	0 00	0 00
toward the costs of publication of "Rice Biotechnology Quarterly"	4,600 00	0 00	4,600 00	0 00	0 00	0 00

THE ROCKEFELLER FOUNDATION
Identification Number 13-1659629
GRANTS AND EXPENDITURES REPORT

Attachment #2.A
Page 91 of 327

PROGRAM COUNTRY US STATE Grantee Name(s) - Person(s) or Institution(s) Purpose	UNEXPENDED BALANCE AS OF 01-Jan-2000	APPROVED IN 2000	NET EXPENDITURES AS OF Dec-2000	LAPSES (incl. cancels & recens) IN 2000	REVERSIONS (incl. cancels & recens) IN 2000	UNEXPENDED BALANCE AS OF Dec-2000
AGRICULTURAL SCIENCES						
UNITED STATES						
TEXAS						
Texas A&M University College Station, Texas 77843						
for use by the Texas Agricultural Experiment Station for research on alien gene transfer in rice	8,506.68	0.00	0.00	0.00	8,506.68	0.00
to develop a genetic map of sorghum and to train and assist developing-country scientists in its use for sorghum improvement	207.35	0.00	0.00	0.00	207.35	0.00
Texas Tech University Box 42013 Lubbock, Texas 79409-2013						
for research on the use of molecular tools for genetic analysis of root penetration in rice	16,650.00	0.00	0.00	0.00	16,650.00	0.00
WASHINGTON, DC						
Africare 440 R Street NW Washington, Washington, DC 20001						
for the promotion of soybean production, processing, and utilization by smallholder farmers in Zimbabwe	100,000.00	0.00	100,000.00	0.00	0.00	0.00
Beverly D. McIntyre 1719 Habert St., NW Washington, DC 20009						
for a Research Fellowship in Agricultural Sciences, for research in agronomy with the National Banana Research Project in Uganda	36,000.00	0.00	29,410.24	0.00	6,589.76	0.00
research Fellowship in Agricultural Sciences, for research in agronomy with the National Banana Research Project in Uganda	15,315.06	0.00	15,315.06	0.00	0.00	0.00
Marjatta Eilittä c/o Peace Corps 2010 Abidjan Place Washington, Washington, DC 20521-2019						
for a postdoctoral fellowship for work to compile and circulate information and implement strategies to strengthen information management and exchange on green manure cover crop systems, and to facilitate expansion of the use of mucuna, a common green manure cover crop species in Africa and Latin America	0.00	62,000.00	62,000.00	0.00	0.00	0.00

THE ROCKEFELLER FOUNDATION
Identification Number 13-1659629
GRANTS AND EXPENDITURES REPORT

Attachment #2.A
Page 92 of 327

PROGRAM COUNTRY US STATE Grantee Name(s) - Person(s) or Institution(s) Purpose	UNEXPENDED BALANCE AS OF 01-Jan-2000	APPROVED IN 2000	NET EXPENDITURES AS OF Dec-2000	LAPSES (incl. cancels & recens) IN 2000	REVERSIONS (incl. cancels & recens) IN 2000	UNEXPENDED BALANCE AS OF Dec-2000
AGRICULTURAL SCIENCES						
UNITED STATES						
WISCONSIN						
Daniel G. Maxwell Madison, Wisconsin						
for a Social Science Research Fellowship in Agriculture to study food security and nutrition under urban stress, while located at the International Food Policy Research Institute project in Accra, Ghana	10,188.40	0.00	0.00	0.00	10,188.40	0.00
University of Wisconsin-Madison 500 Lincoln Drive Madison, Wisconsin 53706						
for research on the genetic analysis and cloning of a rice blast resistance gene	351.00	0.00	0.00	0.00	0.00	351.00
GENERAL - FOUNDATION ADMINISTERED PROJECTS						
for administrative costs associated with program explorations in the area of integrated nutrient management, farmers' experimentation, and cover agriculture	11,655.71	0.00	11,655.71	0.00	0.00	0.00
for administrative costs associated with regional program development in Mexico	853.11	0.00	0.00	0.00	0.00	853.11
for administrative costs associated with student retreats to take place in Uganda and Malawi	14,701.38	0.00	14,701.38	0.00	0.00	0.00
for administrative costs associated with the Uganda banana research program	11,164.03	0.00	3,091.76	0.00	0.00	8,072.27
for administrative expenses of the Biotechnology Career Fellowship program	8,277.00	0.00	8,277.00	0.00	0.00	0.00
for administrative expenses of the program of Rockefeller Foundation Social Science Research Fellowships in Agriculture	35,016.80	0.00	0.00	0.00	0.00	35,016.80
for administrative support of the Rockefeller Foundation biotechnology program in India	57,960.00	0.00	57,960.00	0.00	0.00	0.00
for administrative support of the Rockefeller Foundation biotechnology program in India	13,080.00	0.00	0.00	0.00	0.00	13,080.00
for administrative support of the Rockefeller Foundation biotechnology program in India	6,066.60	0.00	6,066.60	0.00	0.00	0.00

THE ROCKEFELLER FOUNDATION
Identification Number 13-1659629
GRANTS AND EXPENDITURES REPORT

Attachment #2.A
Page 93 of 327

PROGRAM COUNTRY US STATE Grantee Name(s) - Person(s) or Institution(s) Purpose	UNEXPENDED BALANCE AS OF 01-Jan-2000	APPROVED IN 2000	NET EXPENDITURES AS OF Dec-2000	LAPSES (Incl. cancels & recens) IN 2000	REVERSIONS (Incl. cancels & recens) IN 2000	UNEXPENDED BALANCE AS OF Dec-2000
AGRICULTURAL SCIENCES						
GENERAL - FOUNDATION ADMINISTERED PROJECTS						
for an exploration into applied microeconomics capacity in east and southern Africa	21,701.33	0.00	9,738.67	0.00	0.00	11,962.66
for an external review of Rockefeller Foundation funded programs at the Department of Research and Specialist Services, Ministry of Lands and Agriculture, Zimbabwe	0.00	75,000.00	49,771.87	0.00	0.00	25,228.13
for the administrative costs of the Forum on Agricultural Resources Husbandry	29,075.24	0.00	8,760.00	0.00	0.00	20,315.24
for the administrative costs of the Forum on Agricultural Resources Husbandry	12,276.03	0.00	0.00	0.00	12,276.03	0.00
for the administrative costs of the Forum on Agricultural Resources Husbandry	11,329.58	0.00	3,136.05	0.00	724.81	7,468.72
for the development phase of the Initiative for Development and Equity in African Agriculture program	8,907.74	0.00	8,907.74	0.00	0.00	0.00
for work on maize improvement breeding programs for Kenya and other African countries	0.00	24,908.85	24,908.85	0.00	0.00	0.00
to administrative costs associated with exploration initiatives of the Agricultural Sciences division	1,419.43	0.00	118.00	0.00	0.00	1,301.43
to cover administrative costs associated with the soils management program	1,339.18	0.00	0.00	0.00	1,339.18	0.00
to explore possible opportunities for funding research in drought stress tolerance in rice	7,210.73	0.00	3,190.14	0.00	0.00	4,020.59
to explore the development of an economics and policy working group to further strengthen the Foundation's work on integrated soil nutrient management in the Southern Africa region	5,000.00	0.00	0.00	0.00	0.00	5,000.00
to explore the development of an economics and policy working group to further strengthen the Foundation's work on integrated soil nutrient management in the Southern Africa region	2,117.41	0.00	0.00	0.00	0.00	2,117.41
to help strengthen the program and governance structure of the Initiative for Development and Equity in African Agriculture	0.00	111,000.00	1,964.74	0.00	0.00	109,035.26

THE ROCKEFELLER FOUNDATION
Identification Number 13-1659629
GRANTS AND EXPENDITURES REPORT

Attachment #2.A
Page 94 of 327

PROGRAM COUNTRY US STATE Grantee Name(s) - Person(s) or Institution(s) Purpose	UNEXPENDED BALANCE AS OF 01-Jan-2000	APPROVED IN 2000	NET EXPENDITURES AS OF Dec-2000	LAPSES (incl. cancels & recs.) IN 2000	REVERSIONS (incl. cancels & recs.) IN 2000	UNEXPENDED BALANCE AS OF Dec-2000
AGRICULTURAL SCIENCES						
GENERAL - FOUNDATION ADMINISTERED PROJECTS						
to support activities related to rice-biotechnology training for North Koreans	1,808.77	0.00	1,438.26	0.00	0.00	370.51
to support activities related to rice-biotechnology training for North Koreans	10,812.98	0.00	1,372.43	0.00	8,562.98	877.57
to support administrative activities associated with exploration initiatives of the Agricultural Sciences Division	1,300.00	0.00	1,300.00	0.00	0.00	0.00
to support administrative and network activities related to the Natural Resources Management Program for Mexico	3,341.36	0.00	0.00	0.00	0.00	3,341.36
to support administrative costs associated with the Natural Resources Management Project in Mexico	2,569.00	0.00	0.00	0.00	0.00	2,569.00
to support an evaluation of the Foundation-funded program for strengthening Faculties of Agriculture in Kenya, Malawi, Uganda, and Zimbabwe	3,834.07	0.00	3,800.01	0.00	34.06	0.00
to support an evaluation of the Foundation-funded program for strengthening Faculties of Agriculture in Kenya, Malawi, Uganda, and Zimbabwe	1,567.55	0.00	1,450.00	0.00	117.55	0.00
to support an international workshop on green manure and cover crops for smallholder farmers in tropical and subtropical regions	250.00	0.00	0.00	250.00	0.00	0.00
toward the costs associated with implementing the Foundation's program for the genetic improvement of developing-country cereals	13,398.93	0.00	8,034.13	0.00	5,364.80	0.00
toward the costs associated with implementing the Foundation's program for the genetic improvement of developing-country cereals	71,935.26	0.00	33,261.63	0.00	29,051.03	9,622.60
toward the costs associated with implementing the Foundation's program for the genetic improvement of developing-country cereals	9,055.97	0.00	9,055.97	0.00	0.00	0.00
toward the costs associated with the ninth annual meeting of the International Program on Rice Biotechnology, held in Phuket, Thailand, September 20-24, 1999	-3,407.17	0.00	-3,407.17	0.00	0.00	0.00
toward the costs of a workshop on the genetic improvement of rice for water-limited environments, to be held at the International Rice Research Institute, Manila, Philippines, in December 1998	4,397.96	0.00	0.00	0.00	4,397.96	0.00

THE ROCKEFELLER FOUNDATION
Identification Number 13-1659629
GRANTS AND EXPENDITURES REPORT

Attachment #2.A
Page 95 of 327

PROGRAM COUNTRY US STATE Grantee Name(s) - Person(s) or Institution(s) Purpose	UNEXPENDED BALANCE AS OF 01-Jan-2000	APPROVED IN 2000	NET EXPENDITURES AS OF Dec-2000	LAPSES (incl. canc & recens) IN 2000	REVERSIONS (incl. canc & recens) IN 2000	UNEXPENDED BALANCE AS OF Dec-2000
AGRICULTURAL SCIENCES						
GENERAL - FOUNDATION ADMINISTERED PROJECTS						
toward the costs of producing a book documenting the National Rice Biotechnology Network in India	0.00	20,000.00	12,151.72	0.00	0.00	7,848.28
TOTAL: 461 - AGRICULTURAL SCIENCES	7,989,947.70	3,118,895.85	6,769,559.79	35,382.33	397,721.77	3,906,179.66

THE ROCKEFELLER FOUNDATION
Identification Number 13-1659629
GRANTS AND EXPENDITURES REPORT

Attachment #2.A
Page 96 of 327

PROGRAM COUNTRY US STATE Grantee Name(s) - Person(s) or Institution(s) Purpose	UNEXPENDED BALANCE AS OF 01-Jan-2000	APPROVED IN 2000	NET EXPENDITURES AS OF Dec-2000	LAPSES (incl. cancels & recens) IN 2000	REVERSIONS (incl. cancels & recens) IN 2000	UNEXPENDED BALANCE AS OF Dec-2000
ARTS AND HUMANITIES						
ARGENTINA						
Instituto de Desarrollo Económico y Social Aráoz 2838 Buenos Aires, 1425 Argentina						
toward the costs of a program of Rockefeller Foundation Resident Fellowships in the Humanities	66,100.00	0.00	66,100.00	0.00	0.00	0.00
University of Buenos Aires Buenos Aires, Argentina						
toward the costs of a program of Rockefeller Foundation Resident Fellowships in the Humanities at the Museo Etnográfico	158,000.00	0.00	148,095.00	0.00	0.00	9,905.00
BRAZIL						
Federal University of Minas Gerais Belo Horizonte, Brazil						
toward the costs of a series of conferences entitled, "Margins (Margens/Margenes)," to be held in Brazil and Argentina	0.00	124,000.00	62,000.00	0.00	0.00	62,000.00
CANADA						
Lakehead University Thunder Bay, Canada						
toward the costs of a program of Rockefeller Foundation Resident Fellowships in the Humanities at the Native Philosophy Project	237,900.00	0.00	0.00	0.00	0.00	237,900.00
CHILE						
La Morada Corporación de Desarrollo de la Mujer 251 Purísima Recoleta Santiago, Chile						
toward the costs of "Women's Memory, a Knowledge Excluded From History," a series of workshops, conferences, and seminars	0.00	66,000.00	66,000.00	0.00	0.00	0.00
toward the costs of the conference, "Memory in Latin American Transitions"	15,200.00	0.00	15,200.00	0.00	0.00	0.00

THE ROCKEFELLER FOUNDATION
Identification Number 13-1659629
GRANTS AND EXPENDITURES REPORT

Attachment #2.A
Page 97 of 327

PROGRAM COUNTRY US STATE Grantee Name(s) - Person(s) or Institution(s) Purpose	UNEXPENDED BALANCE AS OF 01-Jan-2000	APPROVED IN 2000	NET EXPENDITURES AS OF Dec-2000	LAPSES (incl. cancels & recens) IN 2000	REVERSIONS (incl. cancels & recens) IN 2000	UNEXPENDED BALANCE AS OF Dec-2000
ARTS AND HUMANITIES						
ENGLAND						
International African Institute SOAS, Thornhaugh Street Russell Square London, WC1H 0XG England						
toward the costs of the Bellagio Publishing Network newsletter and website	0.00	76,000.00	43,200.00	0.00	0.00	32,800.00
toward the costs of travel, accommodation, and subsistence for four international participants to attend a seminar on African cultural publishing in Maputo	0.00	8,000.00	0.00	0.00	0.00	8,000.00
FRANCE						
Groupe de Recherche et d'Échanges Technologiques 211-213 Rue la Fayette Paris, 75010 France						
toward the costs of the technical secretariat of the African Media Partners Network in the year 2000	0.00	21,722.00	21,722.00	0.00	0.00	0.00
GUATEMALA						
Centro de Investigaciones Regionales de Mesoamérica 5 Calle Oriente, No. 5 Antigua, Guatemala						
towards the costs of a program of Rockefeller Foundation Resident Fellowships in the Humanities entitled, "Beyond the 'Post-War': Identity Construction and New Political Subjects in Central America."	150,400.00	0.00	62,184.00	0.00	0.00	88,216.00
ISRAEL						
Center for Palestine Research and Studies P.O. Box 132 Nablus, Israel						
toward a project on the role of Palestinian "Islamists in the National Political Process" and four public opinion polls	111,065.00	0.00	63,595.93	0.00	0.00	47,469.07
International Peace and Cooperation Center Orient House Building Abu Obeidah Ibn el-Jarah St. No.10 P.O. Box 24162 Jerusalem, Israel						
toward the costs of a research project on the mutual perceptions of Jews and Muslims	82,500.00	0.00	82,500.00	0.00	0.00	0.00

Attachment #2 A
Page 98 of 327

THE ROCKEFELLER FOUNDATION							Attachment #2 A
Identification Number 13-1659629							Page 100 of 327
GRANTS AND EXPENDITURES REPORT							
PROGRAM COUNTRY US STATE		UNEXPENDED BALANCE AS OF 01-Jan-2000	APPROVED IN 2000	NET EXPENDITURES AS OF Dec-2000	LAPSES (Incl canc & recens) IN 2000	REVERSIONS (Incl canc & recens) IN 2000	UNEXPENDED BALANCE AS OF Dec-2000
Grantee Name(s) - Person(s) or Institution(s) Purpose							
<hr/>							
ARTS AND HUMANITIES							
PARAGUAY							
Museum of Clay Concordia 420 e/ Pitiantuta y Ayala Velazquez Asuncion Paraguay							
toward the costs of a program of Rockefeller Foundation Resident Fellowships in the Humanities at the Visual Arts Center entitled "Identities in Transition: The Challenges of Art in Today's Paraguay"		229,850 00	0 00	80,448 00	0 00	0 00	149,402 00

PERU						
Institute of Peruvian Studies						
Lima Peru						
towards the costs of a program of Rockefeller Foundation Resident Fellowships in the Humanities entitled, "Globalization, Cultural Diversity and Redefinition of Identities in Andean Countries "	164,432 00	0 00	82,550 00	0 00	0 00	81,882 00
SUR Casa de Estudios del Socialismo						
Lima 11 Peru						
toward the costs of a program of Rockefeller Foundation Resident Fellowships in the Humanities entitled, "Violence, Democracy, and Authoritarianism in Contemporary Peruvian Culture and Politics"	0 00	250,000 00	13,800 00	0 00	0 00	236,200 00
SWEDEN						
Life and Peace Institute						
P O Box 297						
S-75 05 Uppsala						
Sweden						

THE ROCKEFELLER FOUNDATION
Identification Number 13-1659629
GRANTS AND EXPENDITURES REPORT

Attachment #2.A
Page 99 of 327

PROGRAM COUNTRY US STATE Grantee Name(s) - Person(s) or Institution(s) Purpose	UNEXPENDED BALANCE AS OF 01-Jan-2000	APPROVED IN 2000	NET EXPENDITURES AS OF Dec-2000	LAPSES (incl. canc & recens) IN 2000	REVERSIONS (incl. canc & recens) IN 2000	UNEXPENDED BALANCE AS OF Dec-2000
ARTS AND HUMANITIES						
MEXICO						
Carlos Salces Atletas 2 Edificio Buñuel C-302 Col Country Club México, DF, C.P. 04220 Mexico						
toward the costs of "Trilogia (Trilogy)," a series of three short films about death	0.00	20,000.00	20,000.00	0.00	0.00	0.00
Eduardo Herrera-Fernández Av. México 134-4 Col. Del Carmen Coyoacán México, DF, C.P. 04100 Mexico						
toward the costs of "El Borrego Cimarrón de Isla Tiburón (The Wild Sheep of Tiburon Island)," a documentary about strategies used to conserve a species of Mexican sheep	0.00	20,000.00	20,000.00	0.00	0.00	0.00
Miguel Calderón Tacambaro 25 Condesa México, DF, C.P. 06170 Mexico						
toward the costs of "La Discípula del velocímetro (The Speedometer's Disciple)," an experimental documentary on an upper-class Mexican woman with psychic powers who drives race cars on the professional circuit	0.00	20,000.00	20,000.00	0.00	0.00	0.00
U.S.-Mexico Fund for Culture Londres 16, 3rd Floor Colonia Juárez del Cuauhtemoc Mexico City, D.F., 06600 Mexico						
to continue a program of support for collaboration, exchange and interaction between U.S. and Mexican artists and scholars	1,425,000.00	0.00	150,000.00	0.00	0.00	1,275,000.00
NORTHERN IRELAND						
Mediation Network for Northern Ireland 10 Upper Crescent Belfast, BT7 1NT Northern Ireland						
toward the ongoing costs of the Churches Programme	0.00	43,390.00	24,294.00	0.00	0.00	19,096.00

THE ROCKEFELLER FOUNDATION
Identification Number 13-1659629
GRANTS AND EXPENDITURES REPORT

Attachment #2.A
Page 100 of 327

PROGRAM COUNTRY US STATE Grantee Name(s) - Person(s) or Institution(s) Purpose	UNEXPENDED BALANCE AS OF 01-Jan-2000	APPROVED IN 2000	NET EXPENDITURES AS OF Dec-2000	LAPSES (incl. cancels & recs.) IN 2000	REVERSIONS (incl. cancels & recs.) IN 2000	UNEXPENDED BALANCE AS OF Dec-2000
ARTS AND HUMANITIES						
PARAGUAY						
Museum of Clay Concordia 420 e/ Pitiantuta y Ayala Velazquez Asuncion, Paraguay						
toward the costs of a program of Rockefeller Foundation Resident Fellowships in the Humanities at the Visual Arts Center entitled "Identities in Transition: The Challenges of Art in Today's Paraguay"	229,850.00	0.00	80,448.00	0.00	0.00	149,402.00
PERU						
Institute of Peruvian Studies Lima, Peru						
towards the costs of a program of Rockefeller Foundation Resident Fellowships in the Humanities entitled, "Globalization, Cultural Diversity and Redefinition of Identities in Andean Countries."	164,432.00	0.00	82,550.00	0.00	0.00	81,882.00
SUR Casa de Estudios del Socialismo Lima, 11 Peru						
toward the costs of a program of Rockefeller Foundation Resident Fellowships in the Humanities entitled, "Violence, Democracy, and Authoritarianism in Contemporary Peruvian Culture and Politics"	0.00	250,000.00	13,800.00	0.00	0.00	236,200.00
SWEDEN						
Life and Peace Institute P.O. Box 297 S-75 05 Uppsala Sweden						
to support a case study documenting the role of Argentine religious institutions in that country's transition to democracy and to defray the cost of a series of seminars and conferences to discuss and disseminate its findings	26,843.74	0.00	0.00	0.00	0.00	26,843.74
TRINIDAD & TOBAGO						
The Caribbean Publishers' Network Limited 6 Prospect Avenue Maraval Port of Spain, Trinidad & Tobago						
toward the costs of a conference at the Bellagio Study and Conference Center in November 2000	0.00	25,000.00	25,000.00	0.00	0.00	0.00

THE ROCKEFELLER FOUNDATION
Identification Number 13-1659629
GRANTS AND EXPENDITURES REPORT

Attachment #2.A
Page 101 of 327

PROGRAM COUNTRY US STATE Grantee Name(s) - Person(s) or Institution(s) Purpose	UNEXPENDED BALANCE AS OF 01-Jan-2000	APPROVED IN 2000	NET EXPENDITURES AS OF Dec-2000	LAPSES (incl. cancels & recs.) IN 2000	REVERSIONS (incl. cancels & recs.) IN 2000	UNEXPENDED BALANCE AS OF Dec-2000
ARTS AND HUMANITIES						
TURKEY						
Bilgi University Inönü Cad. No:28 Kustepe, 80310 Sisli Istanbul, Turkey						
toward the costs of the exhibition "Modernities and Memories: Recent Works from the Islamic World" to be held in Istanbul, October 6-30, 1998	43,320.88	0.00	2,000.00	0.00	41,320.88	0.00
Economic and Social History Foundation of Turkey Vali Konagi Cad. Samsun Apt. No. 57, D. 2-3-4 Nisantasi Istanbul, 80220 Turkey						
for a conference on "Users and Public Participation in Museums" and the organization of a program on "Local Initiatives on History and Cultural Heritage"	75,469.00	0.00	75,469.00	0.00	0.00	0.00
toward the costs of the "Local History Initiatives" and museum projects	0.00	150,100.00	150,100.00	0.00	0.00	0.00
UNITED KINGDOM						
African Books Collective, Ltd. The Jam Factory 27 Park End Street Oxford, OX1 1HU United Kingdom						
toward the costs of promotion, research and dissemination activities	0.00	68,503.00	68,503.00	0.00	0.00	0.00
URUGUAY						
Universidad de la República, Uruguay Avda 18 de Julio 1968 2° Piso Montevideo, Uruguay						
toward the costs of a program of Rockefeller Foundation Resident Fellowships in the Humanities at the Centro de Estudios Interdisciplinarios Latinoamericanos entitled, "Cultural Policies at the End of the Century: State and Civil Society in a Time of Regional Integration and Globalization."	160,000.00	0.00	80,000.00	0.00	0.00	80,000.00
ZIMBABWE						
The African Script Development Trust 43 Selous Avenue Harare, Zimbabwe						
toward the costs of Year III of the Fund's work	0.00	200,000.00	200,000.00	0.00	0.00	0.00

THE ROCKEFELLER FOUNDATION
Identification Number 13-1659629
GRANTS AND EXPENDITURES REPORT

Attachment #2.A
Page 102 of 327

PROGRAM COUNTRY US STATE Grantee Name(s) - Person(s) or Institution(s) Purpose	UNEXPENDED BALANCE AS OF 01-Jan-2000	APPROVED IN 2000	NET EXPENDITURES AS OF Dec-2000	LAPSES (incl. canc & recens) IN 2000	REVERSIONS (incl. canc & recens) IN 2000	UNEXPENDED BALANCE AS OF Dec-2000
ARTS AND HUMANITIES						
UNITED STATES						
Latin American Network of Independent Producers of Contemporary Art P.O. Box 9020498 to facilitate Intracontinental interaction among Latin American artists and independent arts organizations	700,000.00	0.00	350,000.00	0.00	0.00	350,000.00
University of Puerto Rico for use by the College of Humanities to extend the work of its Caribbean 2000 project through publication, increased Internet visibility, and the hosting of an international symposium focusing on interculturalism in Caribbean performance	0.00	0.00	-547.36	0.00	547.36	0.00
toward the costs of a program of Rockefeller Foundation resident humanities fellowships at the College of Humanities	146.00	0.00	0.00	0.00	146.00	0.00
ARIZONA						
University of Arizona 888 N. Euclid Tucson, Arizona 85721-0158 for use by the Committee on Lesbian, Gay & Bisexual Studies toward the costs of a program of Rockefeller Foundation Resident Fellowships in the Humanities entitled, "Sex, Race, and Globalization"	0.00	295,000.00	18,444.00	0.00	0.00	276,556.00
CALIFORNIA						
Emiko Omori 24 Bessie Street San Francisco, California 94110 toward the costs of "Mooch," a narrative film about a middle-aged Japanese-American man and his father who has Alzheimer's disease	0.00	35,000.00	17,500.00	0.00	0.00	17,500.00
Erik Loyer 5430 Bellingham Avenue, Apt. #204 Valley Village, California 91607 for "Chroma," an interactive Web narrative that examines issues of representation and diversity in the digital environment of the near future	17,500.00	0.00	17,500.00	0.00	0.00	0.00
Hanna Elias 14455 Ventura Boulevard, Second Floor Sherman Oaks, California 91423 toward the costs of "Abu Hana, Abu Latif: A Palestinian Road Diary," an experimental documentary about the filmmaker's childhood	0.00	35,000.00	35,000.00	0.00	0.00	0.00

THE ROCKEFELLER FOUNDATION
Identification Number 13-1659629
GRANTS AND EXPENDITURES REPORT

Attachment #2 A
Page 103 of 327

PROGRAM COUNTRY US STATE Grantee Name(s) - Person(s) or Institution(s) Purpose	UNEXPENDED BALANCE AS OF 01-Jan-2000	APPROVED IN 2000	NET EXPENDITURES AS OF Dec-2000	LAPSES (incl cancels & recs) IN 2000	REVERSIONS (incl cancels & recs) IN 2000	UNEXPENDED BALANCE AS OF Dec-2000
ARTS AND HUMANITIES						
UNITED STATES						
CALIFORNIA						
Jay Rosenblatt 4159 20th Street San Francisco California 94114						
for "King of the Jews," an experimental documentary that will explore the roots of Christian anti-Semitism, the historical Jesus, and distortions in the early Christian gospels	35,000 00	0 00	35,000 00	0 00	0 00	0 00
Jesse Lerner 1105 1/2 N West Kensington Road Los Angeles California 90024-1153						
for "An American Egypt," a documentary that contemplates the crucial role of the United States in the economy, politics and history of the Yucatán peninsula in Mexico	17,500 00	0 00	17,500 00	0 00	0 00	0 00
Jim Campbell 161 De Haro Street San Francisco California 94107						
for "Color Works," two related interactive installations that explore the relationship between memory, color, and touch	17,500 00	0 00	17,500 00	0 00	0 00	0 00
Lalo Lopez and Esteban Zui Pocho Productions P O Box 63052 East Los Angeles California 90063						
toward the costs of "The Virtual Varrio," a web site that promotes open discussion about racism, sexism, anti-immigrant hysteria, and police brutality in the Latino community	0 00	35,000 00	35,000 00	0 00	0 00	0 00
Marlon Fuentes 630 N Tustin Avenue #576 Orange California 92667						
toward the costs of "National Geographic," an experimental documentary about Filipino-American identity	0 00	35,000 00	17,500 00	0 00	0 00	17,500 00
Mexican Museum Fort Mason Center Building D San Francisco, California 94123						
toward the costs of the exhibition, "Covarrubias The Miguel and Rosa Covarrubias Collection"	0 00	50,000 00	50,000 00	0 00	0 00	0 00

THE ROCKEFELLER FOUNDATION
Identification Number 13-1659629
GRANTS AND EXPENDITURES REPORT

Attachment #2 A
Page 104 of 327

PROGRAM COUNTRY US STATE Grantee Name(s) - Person(s) or Institution(s) Purpose	UNEXPENDED BALANCE AS OF 01-Jan-2000	APPROVED IN 2000	NET EXPENDITURES AS OF Dec-2000	LAPSES (incl cancs & recens) IN 2000	REVERSIONS (Incl cancs & recens) IN 2000	UNEXPENDED BALANCE AS OF Dec-2000
ARTS AND HUMANITIES						
UNITED STATES						
CALIFORNIA						
Peter Bratt P O Box 31728 San Francisco California 94131						
toward the costs of a narrative film that re-tells the passion of Jesus Christ focusing on four women all named Mary	0 00	35,000 00	17,500 00	0 00	0 00	17,500 00
RAND Corporation 1700 Main Street P O Box 2138 Santa Monica California 90407-2138						
toward the costs of the inclusion of the media arts in the "Integrative Assessment of the Arts" study	0 00	259,621 00	259,621 00	0 00	0 00	0 00
Sharon Lockhart 1317 Lucile Avenue #13 Los Angeles, California 90026						
toward the costs of "No-No Ikebana," a film inspired by the work of avant-garde Ikebana artist, Toshie Yokoi	0 00	35,000 00	17,500 00	0 00	0 00	17,500 00
Social and Public Art Resource Center 685 Venice Boulevard Venice California 90291						
toward the costs of completing designs for the next four sections of the Great Wall of Los Angeles mural	0 00	133,735 00	133,735 00	0 00	0 00	0 00
Stanford University Stanford California 94305						
toward the costs of a program of Rockefeller Foundation Resident Fellowships in the Humanities at the Stanford Humanities Center to study the black performing arts	0 00	295,000 00	10,500 00	0 00	0 00	284,500 00
Tom E. Brown 425 Fell Street San Francisco California 94102						
for "Pushing Dead," a dark comedy about a poet coming to terms with living with AIDS	17,500 00	0 00	17,500 00	0 00	0 00	0 00
University of California Berkeley 200 California Hall Berkeley California 94720						
toward the costs of a program of Rockefeller Foundation Resident Fellowships in the Humanities at the Institute for International Studies entitled "Community in Contention Cultures of Crisis, Exile, and Democracy"	245,500 00	0 00	81,110 00	0 00	0 00	164,390 00

THE ROCKEFELLER FOUNDATION
 Identification Number 13-1659629
 GRANTS AND EXPENDITURES REPORT

Attachment #2 A
 Page 105 of 327

PROGRAM COUNTRY US STATE Grantee Name(s) - Person(s) or Institution(s) Purpose	UNEXPENDED BALANCE AS OF 01-Jan-2000	APPROVED IN 2000	NET EXPENDITURES AS OF Dec-2000	LAPSES (incl cancels & recs) IN 2000	REVERSIONS (incl cancels & recs) IN 2000	UNEXPENDED BALANCE AS OF Dec-2000
ARTS AND HUMANITIES						
UNITED STATES						
CALIFORNIA						
University of California Davis One Shields Avenue Davis California 95616						
to reimburse expenses incurred in connection with a program of Resident Fellowships in the Humanities at the Indigenous Research Center of the Americas (RF 94010 #554)	0 00	79,092 00	79,092 00	0 00	0 00	0 00
toward the costs of a program of Rockefeller Foundation Resident Fellowships in the Humanities	79,092 00	0 00	0 00	0 00	79,092 00	0 00
University of California Los Angeles 405 Hilgard Avenue 2147 Murphy Hall Los Angeles, California 90095						
toward the costs of a program of Rockefeller Resident Fellowships in the Humanities at the Center for Intercultural Performance entitled, "Cross-cultural Collaboration-Examining Creativity in a Performance World "	145,999 00	0 00	75,588 00	0 00	0 00	70,411 00
University of California Riverside Riverside California						
toward the costs of a program of Rockefeller Foundation Resident Fellowships in the Humanities at the Center for Ideas and Society entitled, "Global Migration, Social Change, and Cultural Transmission"	0 00	330,000 00	16,000 00	0 00	0 00	314,000 00
University of California, San Diego 9500 Gilman Drive La Jolla California 92093						
toward the costs of a program of Rockefeller Foundation Resident Fellowships in the Humanities at the Center for the Study of Race and Ethnicity	160,450 00	0 00	81,850 00	0 00	0 00	78,600 00
University of California Santa Barbara Santa Barbara, California 93106						
toward the costs of a program of Rockefeller Foundation Resident Fellowships in the Humanities at the Center for Chicano Studies entitled, "The Dynamics of Chicana/o Literacy"	0 00	288,475 00	5,100 00	0 00	0 00	283,375 00
Yerba Buena Center for the Arts 701 Mission Street San Francisco California 94103-3138						
to support the research and development of "A Slight Variance", a performance work that will explore stories of the lesbians and gays documented in the 1941 medical text "Sex Variants"	20,000 00	0 00	20,000 00	0 00	0 00	0 00

THE ROCKEFELLER FOUNDATION
Identification Number 13-1659629
GRANTS AND EXPENDITURES REPORT

Attachment #2 A
Page 106 of 327

PROGRAM COUNTRY US STATE Grantee Name(s) - Person(s) or Institution(s) Purpose	UNEXPENDED BALANCE AS OF 01-Jan-2000	APPROVED IN 2000	NET EXPENDITURES AS OF Dec-2000	LAPSES (incl canc & recens) IN 2000	REVERSIONS (incl canc & recens) IN 2000	UNEXPENDED BALANCE AS OF Dec-2000
ARTS AND HUMANITIES						
UNITED STATES						
CALIFORNIA						
Youth Radio 1809 University Avenue Berkeley California 94703						
toward the costs of developing a national network of community-based youth broadcasting partners	0 00	150,000 00	50,000 00	0 00	0 00	100,000 00
FLORIDA						
University of Florida P O Box 113150 Gainesville, Florida 32611						
toward the costs of a program of Rockefeller Foundation Resident Fellowships in the Humanities at the Center for Latin American Studies entitled "Religion in the Americas Constructing Self, Community, and Nation in the Age of Globalization"	217,500 00	0 00	67,703 00	0 00	0 00	149,797 00
GEORGIA						
Alternate Roots Inc 1083 Austin Avenue Atlanta Georgia 30307						
toward the costs of an audience development program for underserved, rural and/or new presenters and community groups throughout the Southeast	0 00	65,000 00	65,000 00	0 00	0 00	0 00
HAWAII						
University of Hawaii Honolulu Hawaii						
toward the costs of a program of Rockefeller Foundation Resident Fellowships in the Humanities at the Office for Women's Research entitled, "Gender and Globalization in Asia and the Pacific"	0 00	250,000 00	10,300 00	0 00	0 00	239,700 00
ILLINOIS						
Chris Sullivan 5615 West Patterson Chicago, Illinois 60634						
toward the costs of "Consuming Spirits," a feature-length animation about three people in a small industrial town who work at a local newspaper	0 00	35,000 00	17,500 00	0 00	0 00	17,500 00
Columbia College Chicago 600 S Michigan Avenue Chicago, Illinois 60605-1996						
toward the costs of a program of Rockefeller Foundation Resident Fellowships in the Humanities at the Center for Black Music Research	82,700 00	0 00	82,700 00	0 00	0 00	0 00

THE ROCKEFELLER FOUNDATION
Identification Number 13-1659629
GRANTS AND EXPENDITURES REPORT

Attachment #2 A
Page 107 of 327

PROGRAM COUNTRY US STATE Grantee Name(s) - Person(s) or Institution(s) Purpose	UNEXPENDED BALANCE AS OF 01-Jan-2000	APPROVED IN 2000	NET EXPENDITURES AS OF Dec-2000	LAPSES (incl canc & recens) IN 2000	REVERSIONS (incl canc & recens) IN 2000	UNEXPENDED BALANCE AS OF Dec-2000
ARTS AND HUMANITIES						
UNITED STATES						
ILLINOIS						
The Newberry Library 60 W Walton Street Chicago, Illinois 60610						
toward the costs of a program of Rockefeller Foundation Resident Fellowships in the Humanities at the Center for Renaissance Studies	82,870 00	0 00	82,870 00	0 00	0 00	0 00
University of Chicago 5801 South Ellis Avenue Chicago Illinois 60637						
toward the costs of the conference, "The Future of the Queer Past A Transnational Conference"	0 00	60,000 00	60,000 00	0 00	0 00	0 00
INDIANA						
University of Notre Dame du Lac Notre Dame Indiana						
toward the costs of a program of Rockefeller Foundation Resident Fellowships in the Humanities at the Joan B Kroc Institute for International Peace Studies entitled, "Religion, Conflict, and Peacebuilding"	0 00	350,000 00	8,500 00	0 00	0 00	341,500 00
IOWA						
University of Iowa Iowa City Iowa						
to expand the work of an initial series of Humanities Residency Fellowships at the International Forum for U S Studies by offering additional fellowships to Latin American scholars	0 00	165,000 00	55,000 00	0 00	0 00	110,000 00
toward the costs of the exhibition, "Renewing Tradition The Revitalization of Bogolan in Mali and Abroad" at the University of Iowa Museum of Art"	20,000 00	0 00	20,000 00	0 00	0 00	0 00
LOUISIANA						
Isaac Webb 5721 Magazine Street Suite 189 New Orleans Louisiana 70115						
toward the costs of "Blackbottom," a feature-length film about a blue collar African-American community	0 00	35,000 00	35,000 00	0 00	0 00	0 00
MAINE						
University of Maine 200 Alumni Hall Orono, Maine 04469-5703						
toward the costs of a project to revive the language and culture of the Native American Passamaquoddy communities of Maine	0 00	146,400 00	48,800 00	0 00	0 00	97,600 00

THE ROCKEFELLER FOUNDATION
Identification Number 13-1659629
GRANTS AND EXPENDITURES REPORT

Attachment #2 A
Page 108 of 327

PROGRAM COUNTRY US STATE Grantee Name(s) - Person(s) or Institution(s) Purpose	UNEXPENDED BALANCE AS OF 01-Jan-2000	APPROVED IN 2000	NET EXPENDITURES AS OF Dec-2000	LAPSES (incl canc & recens) IN 2000	REVERSIONS (incl canc & recens) IN 2000	UNEXPENDED BALANCE AS OF Dec-2000
ARTS AND HUMANITIES						
UNITED STATES						
MASSACHUSETTS						
Boston College 140 Commonwealth Avenue Chestnut Hill Massachusetts 02167						
for use by the Bellagio Publishing Network Research and Information Center, toward the costs of its publications, research projects and other activities related to indigenous publishing in Africa and the Third World	18,100 00	0 00	0 00	0 00	0 00	18,100 00
Harvard University Cambridge Massachusetts 02138						
toward the costs of a program of Rockefeller Foundation Resident Fellowships in the Humanities entitled, "Repatriating Africanist Knowledge, Acknowledging African Perspectives," at the W E B Du Bois Institute for African-American Research	85,984 01	0 00	85,984 01	0 00	0 00	0 00
toward the costs of the Pluralism Project World Religions in America	0 00	264,000 00	132,000 00	0 00	0 00	132,000 00
University of Massachusetts Boston 100 Morrissey Boulevard Boston, Massachusetts 02125-3393						
toward the costs of a program of Rockefeller Foundation Resident Fellowships in the Humanities at the William Joiner Center for the Study of War and Social Consequences entitled "(Re)Constructing Identity and Place in the Vietnamese Diaspora"	241,500 00	0 00	80,224 00	0 00	0 00	161,276 00
MICHIGAN						
Eastern Michigan University Office of Research Development Ypsilanti, Michigan 48197						
toward the costs of a conference to be held at the University of Tehran entitled, "Religion, Gender Roles, Democratization, and Market Transition: Pilot Surveys of Changing Worldviews of Islamic Publics - Methodological and Substantive Issues"	0 00	24,550 00	24,550 00	0 00	0 00	0 00
MINNESOTA						
Intermedia Arts of Minnesota Inc 2822 Lyndale Avenue South Minneapolis Minnesota 55408						
toward the costs of planning and creating public art projects in the Midtown Greenway area of Minneapolis	0 00	150,000 00	50,000 00	0 00	0 00	100,000 00

THE ROCKEFELLER FOUNDATION
Identification Number 13-1659629
GRANTS AND EXPENDITURES REPORT

Attachment #2.A
Page 109 of 327

PROGRAM COUNTRY US STATE Grantee Name(s) - Person(s) or Institution(s) Purpose	UNEXPENDED BALANCE AS OF 01-Jan-2000	APPROVED IN 2000	NET EXPENDITURES AS OF Dec-2000	LAPSES (incl. canc & recens) IN 2000	REVERSIONS (incl. canc & recens) IN 2000	UNEXPENDED BALANCE AS OF Dec-2000
ARTS AND HUMANITIES						
UNITED STATES						
NEW JERSEY						
Rutgers University 83 Somerset Street New Brunswick, New Jersey 08903						
toward the costs of a program of Rockefeller Foundation Resident Fellowships in the Humanities at the Institute for Research on Women entitled, "Gender/Race/Ethnicity: Rarticulating the Local and the Global."	163,660.00	0.00	0.00	0.00	0.00	163,660.00
NEW MEXICO						
Taos Day School P.O. Drawer X Taos, New Mexico 97571-1189						
for use by its Service Learning Initiative project toward the costs of the Corral Reconstruction Project, an Initiative designed to connect students, community members, and tribal members in a process that will document and reconstruct the historical corral system on the Taos Pueblo	0.00	19,000.00	19,000.00	0.00	0.00	0.00
NEW YORK						
109 West 17th Street, 3rd Floor New York, New York 10011						
toward the costs of the multi-media project, "Meet the Thinkers: Telesymposium," a wide ranging on-line discussion among artists, scholars, writers, architects, and economists on issues of broad-based interest.	60,000.00	0.00	60,000.00	0.00	0.00	0.00
toward the costs of the project "The Quiet in the Land: Everyday Life, Contemporary Art and Projecto Axé" in Salvador, Brazil	0.00	50,000.00	50,000.00	0.00	0.00	0.00
Arts International 251 Park Avenue South 5th Floor New York, New York 10010						
to improve and strengthen global cultural exchange activities through support for artists, information services, capacity building, and international networks	1,520,000.00	0.00	1,520,000.00	0.00	0.00	0.00
Bang on a Can, Inc. 222 East 5th Street Suite 12 New York, New York 10003						
to support the creation and performance of a work for new music chamber ensemble by jazz composer Cecil Taylor	0.00	20,000.00	20,000.00	0.00	0.00	0.00

THE ROCKEFELLER FOUNDATION
Identification Number 13-1659629
GRANTS AND EXPENDITURES REPORT

Attachment #2.A
Page 110 of 327

PROGRAM COUNTRY US STATE Grantee Name(s) - Person(s) or Institution(s) Purpose	UNEXPENDED BALANCE AS OF 01-Jan-2000	APPROVED IN 2000	NET EXPENDITURES AS OF Dec-2000	LAPSES (incl. cancels & recens) IN 2000	REVERSIONS (incl. cancels & recens) IN 2000	UNEXPENDED BALANCE AS OF Dec-2000
ARTS AND HUMANITIES						
UNITED STATES						
NEW YORK						
Caspar Stracke 515 E. 6th Street #A1 New York, New York 10009						
toward the costs of "Out of Joint," a video essay on scientific attempts to manipulate time	0.00	35,000.00	17,500.00	0.00	0.00	17,500.00
Charlene Gilbert 916 Delaware Avenue, Apt. 5J Buffalo, New York 14209						
toward the costs of "The Henrietta Lacks Film Project," a documentary film that explores an overlooked chapter in American medical history in the context of bio-ethics and the current debates surrounding the patent of genes and human biology	0.00	35,000.00	17,500.00	0.00	0.00	17,500.00
City College, City University of New York New York, New York						
toward the costs of a program of Rockefeller Foundation Resident Fellowships in the Humanities at the Institute for Research on the African Diaspora in the Americas and the Caribbean entitled, "Language and Diaspora Culture"	244,140.00	0.00	81,300.00	0.00	0.00	162,840.00
Columbia University 535 W. 116th Street 202 Low Library New York, New York 10027						
toward the costs of a program of Rockefeller Foundation Resident Fellowships in the Humanities at the Program for the Study of Gender, Sexuality, Health and Human Rights in the School of Public Health	154,849.00	0.00	82,600.00	0.00	0.00	72,249.00
toward travel and administrative costs for a colloquium on "Religion and Civil Society from a Human Rights Perspective" at the Bellagio Study and Conference Center in March 2001	0.00	69,000.00	69,000.00	0.00	0.00	0.00
Elders Share the Arts, Inc. 138 South Oxford Street Brooklyn, New York 11217						
toward the costs of a media project on the lives of new immigrants in the borough of Queens, New York	0.00	47,865.00	47,865.00	0.00	0.00	0.00
Fordham University 441 East Fordham Road 107 Administration New York, New York 10458						
for activities of its Institute for Innovation in Social Policy at the National Conference on Social Health and Social Indicators	37,500.00	0.00	37,500.00	0.00	0.00	0.00

THE ROCKEFELLER FOUNDATION
Identification Number 13-1659629
GRANTS AND EXPENDITURES REPORT

Attachment #2.A
Page 111 of 327

PROGRAM COUNTRY US STATE Grantee Name(s) - Person(s) or Institution(s) Purpose	UNEXPENDED BALANCE AS OF 01-Jan-2000	APPROVED IN 2000	NET EXPENDITURES AS OF Dec-2000	LAPSES (incl. cancels & recens) IN 2000	REVERSIONS (incl. cancels & recens) IN 2000	UNEXPENDED BALANCE AS OF Dec-2000
ARTS AND HUMANITIES						
UNITED STATES						
NEW YORK						
Foundry Theatre 140-142 Second Avenue, Suite 405 New York, New York 10003						
to support the research and development of "Fifth Exotic," a multi-media theater work by director Melanie Joseph and performer Ching Valdes-Aran	0.00	15,000.00	15,000.00	0.00	0.00	0.00
International Association for the Study of Persian-Speaking Societies Department of Sociology State University of New York Stony Brook, New York 11794						
toward the expansion of their regional councils into several Persian-speaking regions including Iran	0.00	150,000.00	50,000.00	0.00	0.00	100,000.00
International Media Resource Exchange 124 Washington Place New York, New York 10014						
toward the costs of a translation service for Latin American filmmakers	0.00	37,300.00	37,300.00	0.00	0.00	0.00
Kadambari Baxi 531 West 112th Street, #3D New York, New York 10025						
for "Global Variable," an installation and web site that will examine the global effects of American television world news	15,000.00	0.00	15,000.00	0.00	0.00	0.00
Kelly Anderson and Tami Gold 151 First Avenue #210 New York, New York 10003						
toward the costs of "Every Mother's Son," a documentary about New York mothers whose sons have been killed by police	0.00	35,000.00	17,500.00	0.00	0.00	17,500.00
Museum of Modern Art 11 West 53rd Street New York, New York 10019						
toward the costs of the website component of the "Video Rewind" project, an overview of video's development as an art form	0.00	30,000.00	30,000.00	0.00	0.00	0.00

THE ROCKEFELLER FOUNDATION
Identification Number 13-1659629
GRANTS AND EXPENDITURES REPORT

Attachment #2.A
Page 112 of 327

PROGRAM COUNTRY US STATE Grantee Name(s) - Person(s) or Institution(s) Purpose	UNEXPENDED BALANCE AS OF 01-Jan-2000	APPROVED IN 2000	NET EXPENDITURES AS OF Dec-2000	LAPSES (incl. cancels & recs) IN 2000	REVERSIONS (incl. cancels & recs) IN 2000	UNEXPENDED BALANCE AS OF Dec-2000
ARTS AND HUMANITIES						
UNITED STATES						
NEW YORK						
National Video Resources, Inc. 73 Spring Street Suite 606 New York, New York 10012						
toward the costs of the "Video Network on Race," a coalition of nonprofit organizations nationwide that will use independent videos in their programming efforts to combat racism and promote tolerance	0.00	201,610.78	201,610.78	0.00	0.00	0.00
New York Theatre Workshop 79 East 4th Street New York, New York 10003-8904						
toward the costs of developing a new production in collaboration with the Grupo de Teatro Macunaima of Brazil	0.00	0.00	-20,000.00	0.00	20,000.00	0.00
New York University 70 Washington Square South New York, New York 10012						
toward the costs of a program of Rockefeller Foundation Resident Fellowships in the Humanities entitled, "The Privatization of Culture" in the American Studies Program	81,000.00	0.00	81,000.00	0.00	0.00	0.00
toward the costs of two summer institutes, in 1999 and 2000, to be presented jointly with the Organization of American Historians on "Internationalizing the Study of American History"	25,000.00	0.00	25,000.00	0.00	0.00	0.00
Rea Tajiri 317 East 14th Street, #1C New York, New York 10012						
for "The Family Body," an experimental narrative about the complex relationships between members of a contemporary Asian American family	20,000.00	0.00	20,000.00	0.00	0.00	0.00
Sam Pollard 4 Washington Square Village New York, New York 10012						
toward the costs of "Native Strangers: Race in America in the New Millennium," a six-part television series on the personal histories of Latino, Asian, African-American, European-American, Native American, and mixed race peoples	0.00	35,000.00	17,500.00	0.00	0.00	17,500.00
Social Science Research Council 810 Seventh Avenue New York, New York 10019						
for activities of its Research Planning Committee on the Arts	166,000.00	0.00	83,000.00	0.00	0.00	83,000.00

THE ROCKEFELLER FOUNDATION
Identification Number 13-1659629
GRANTS AND EXPENDITURES REPORT

Attachment #2.A
Page 113 of 327

PROGRAM COUNTRY US STATE Grantee Name(s) - Person(s) or Institution(s) Purpose	UNEXPENDED BALANCE AS OF 01-Jan-2000	APPROVED IN 2000	NET EXPENDITURES AS OF Dec-2000	LAPSES (incl. canc & recens) IN 2000	REVERSIONS (incl. canc & recens) IN 2000	UNEXPENDED BALANCE AS OF Dec-2000
ARTS AND HUMANITIES						
UNITED STATES						
NEW YORK						
The Legacy Project 810 Seventh Avenue 31st Floor New York, New York 10019						
toward "The Legacy Project," an exploration of artistic responses to large-scale, man-made trauma	0.00	33,573.00	33,573.00	0.00	0.00	0.00
World Conference on Religion and Peace 777 United Nations Plaza New York, New York 10017						
toward the costs of its religion and civil society program	0.00	80,000.00	80,000.00	0.00	0.00	0.00
NORTH CAROLINA						
National Humanities Center P.O. Box 12256 Research Triangle Park, North Carolina 27709						
to strengthen the Center's institutional development and core fellowship program	500,000.00	0.00	500,000.00	0.00	0.00	0.00
University of North Carolina at Chapel Hill CB #3210 Hamilton Hall Chapel Hill, North Carolina 27599						
toward the costs of a program of Rockefeller Foundation Resident Fellowships in the Humanities at the Center for International Studies entitled, "Creating the Transnational South."	163,353.00	0.00	79,292.00	0.00	0.00	84,061.00
OKLAHOMA						
University of Oklahoma 660 Parrington Oval Norman, Oklahoma 73019-3070						
toward the additional costs of conferences on the status of Jerusalem	0.00	14,978.00	14,978.00	0.00	0.00	0.00
toward the costs of a program of Rockefeller Foundation Resident Fellowships in the Humanities at the History of Science Program entitled "Scientific Communications and Exchanges Between European and Islamic Scholars: The Making of the Modern World 1300-1800"	247,240.00	0.00	81,620.00	0.00	0.00	165,620.00
OREGON						
University of Oregon Eugene, Oregon 97403						
for use at the Center for the Study of Women in Society to support a conference in connection with a program of Rockefeller Foundation Resident Fellowships in the Humanities that are being hosted by the Center	0.00	31,650.00	31,650.00	0.00	0.00	0.00

THE ROCKEFELLER FOUNDATION
Identification Number 13-1659629
GRANTS AND EXPENDITURES REPORT

Attachment #2.A
Page 114 of 327

PROGRAM COUNTRY US STATE Grantee Name(s) - Person(s) or Institution(s) Purpose	UNEXPENDED BALANCE AS OF 01-Jan-2000	APPROVED IN 2000	NET EXPENDITURES AS OF Dec-2000	LAPSES (incl. canc & recens) IN 2000	REVERSIONS (incl. canc & recens) IN 2000	UNEXPENDED BALANCE AS OF Dec-2000
ARTS AND HUMANITIES						
UNITED STATES						
OREGON						
University of Oregon toward the costs of a program of Rockefeller Foundation Resident Fellowships in the Humanities at the Center for the Study of Women in Society entitled, "Ecological Conversations: Gender, Science, and the Sacred."	159,089.00	0.00	77,604.00	0.00	0.00	81,485.00
PENNSYLVANIA						
AMD&ART, Inc. N.P. 411 Third Avenue Johnstown, Pennsylvania 15906 toward the costs of creating public art pieces and a visitors' center at abandoned mine sites in Vintondale, Pennsylvania	0.00	140,000.00	46,666.00	0.00	0.00	93,334.00
Obor, the International Book Insitute Inc. 1501 Cherry Street Philadelphia, Pennsylvania 19102 toward the continuing costs of a publishing project at the Obor Morocco Affiliate	105,000.00	0.00	105,000.00	0.00	0.00	0.00
Philadelphia Folklore Project 1304 Wharton Street Philadelphia, Pennsylvania 19147 toward the costs of building youth folk art ensembles in Philladeplia, using Chlnese and Khmer classical dance traditions	0.00	90,000.00	30,000.00	0.00	0.00	60,000.00
Village of Arts and Humanities, Inc. 2544 Germantown Avenue Philadelphia, Pennsylvania 19133 toward the costs of three community park building projects in North Philadelphia	0.00	150,000.00	50,000.00	0.00	0.00	100,000.00
TENNESSEE						
The University of Memphis 341 Administration Building Memphis, Tennessee 38152 toward the costs of a program of Rockefeller Foundation Resident Fellowships in the Humanities at the Center for Research on Women entitled, "The Making of Race and Gender: Memphis, the Delta, and the Mid-South."	165,565.00	0.00	79,688.00	0.00	0.00	85,877.00

THE ROCKEFELLER FOUNDATION
Identification Number 13-1659629
GRANTS AND EXPENDITURES REPORT

Attachment #2 A
Page 115 of 327

PROGRAM COUNTRY US STATE Grantee Name(s) - Person(s) or Institution(s) Purpose	UNEXPENDED BALANCE AS OF 01-Jan-2000	APPROVED IN 2000	NET EXPENDITURES AS OF Dec-2000	LAPSES (incl canc & recens) IN 2000	REVERSIONS (incl canc & recens) IN 2000	UNEXPENDED BALANCE AS OF Dec-2000
ARTS AND HUMANITIES						
UNITED STATES						
TEXAS						
Ellen Spiro 8130 Joy Road Leander Texas 78641-9651						
toward the costs of "The Technomadic Circus," a documentary about a community circus group who design sustainable living systems	0 00	35,000 00	35,000 00	0 00	0 00	0 00
Guadalupe Cultural Arts Center 1300 Guadalupe Street San Antonio, Texas 78207-5519						
toward the costs of a program of Rockefeller Foundation Resident Fellowships in the Humanities entitled, "Gateways Humanities Fellowships Program"	166,667 00	0 00	83,333 00	0 00	0 00	83,334 00
Project Row Houses P O Box 1011 Houston Texas 77251-1011						
toward the costs of two rounds of artists' residencies and installations in renovated shot-gun style houses in the Third Ward neighborhood of Houston	0 00	50,000 00	50,000 00	0 00	0 00	0 00
University of Houston 4800 Calhoun Houston, Texas 77204-2162						
to continue support for a long-term research, preservation, and publication project to recover the Hispanic literary heritage of the United States	1,300,000 00	0 00	1,300,000 00	0 00	0 00	0 00
University of Texas at Austin Austin Texas 78713						
toward the costs of a program of Rockefeller Foundation Resident Fellowships in the Humanities at the Institute of Latin American Studies and the Center for Mexican American Studies entitled, "Race, Rights, and Resources in the Americas"	0 00	295,000 00	13,400 00	0 00	0 00	281,600 00
toward the costs of an international symposium at the Jack S. Blanton Museum of Art entitled "Representing Latin American/Latino Art in the New Millennium: Curatorial Issues and Propositions"	0 00	0 00	-1,117 56	0 00	1,117 56	0 00
VIRGINIA						
David Williams 1238 Warren Avenue Richmond, Virginia 23227						
toward the costs of two feature films shot in digital video that examine family relationships in an interracial community	0 00	35,000 00	19,000 00	0 00	0 00	16,000 00

THE ROCKEFELLER FOUNDATION
Identification Number 13-1659629
GRANTS AND EXPENDITURES REPORT

Attachment #2 A
Page 116 of 327

PROGRAM COUNTRY US STATE Grantee Name(s) - Person(s) or Institution(s) Purpose	UNEXPENDED BALANCE AS OF 01-Jan-2000	APPROVED IN 2000	NET EXPENDITURES AS OF Dec-2000	LAPSES (incl cancels & recs) IN 2000	REVERSIONS (incl cancels & recs) IN 2000	UNEXPENDED BALANCE AS OF Dec-2000
ARTS AND HUMANITIES						
UNITED STATES						
VIRGINIA						
Virginia Foundation for the Humanities and Public Policy 145 Ednam Drive Charlottesville Virginia 22903-4629						
toward the costs of a conference entitled "Community, Identity and Belief in Postwar Circumstances"	0 00	100,025 00	100,025 00	0 00	0 00	0 00
toward the costs of a program of Rockefeller Foundation Resident Fellowships in the Humanities at the Institute on Violence and Culture	250,000 00	0 00	82,800 00	0 00	0 00	167,200 00
WASHINGTON						
KCTS Television 401 Mercer Street Seattle Washington 98109						
to support the documentary series entitled "Joystick Nation" and its communications Initiative	0 00	0 00	-50,000 00	0 00	50,000 00	0 00
University of Washington 301 Gerberding Hall Box 351230 Seattle Washington 98195-1230						
for use by the Simpson Center for the Humanities toward the costs of a meeting of the Consortium of Humanities Centers and Institutes entitled, "Thinking Rights, Engaging Communities"	0 00	45,013 00	45,013 00	0 00	0 00	0 00
Wing Luke Memorial Foundation 407 7th Avenue South Seattle, Washington 98104						
toward the costs of a cultural project and exhibition on the topic of Asian Pacific American women in the garment manufacturing workforce in Seattle	0 00	50,000 00	25,000 00	0 00	0 00	25,000 00
WASHINGTON, DC						
Howard University 2400 6th Street, NW Washington Washington, DC 20059						
toward the costs of a seminar series examining slavery in a comparative context	0 00	22,960 00	22,960 00	0 00	0 00	0 00
National Academy of Sciences 2101 Constitution Avenue, N W Washington, Washington, DC 20418						
to explore how the contributions of the arts and humanities can be better integrated with the creativity of science and technology in the emerging Internet environment	495,000 00	0 00	495,000 00	0 00	0 00	0 00

THE ROCKEFELLER FOUNDATION
Identification Number 13-1659629
GRANTS AND EXPENDITURES REPORT

Attachment #2 A
Page 117 of 327

PROGRAM COUNTRY US STATE Grantee Name(s) - Person(s) or Institution(s) Purpose	UNEXPENDED BALANCE AS OF 01-Jan-2000	APPROVED IN 2000	NET EXPENDITURES AS OF Dec-2000	LAPSES (Incl cancels & recs) IN 2000	REVERSIONS (Incl cancels & recs) IN 2000	UNEXPENDED BALANCE AS OF Dec-2000
ARTS AND HUMANITIES						
UNITED STATES						
WASHINGTON, DC National Council of La Raza 1111 19th St NW Suite 1000 Washington Washington, DC 20036						
toward the costs of the second annual conference on "Latino Media Challenges for the New Milenium"	0 00	50,000 00	50,000 00	0 00	0 00	0 00
Smithsonian Institution 1000 Jefferson Drive, S W Room 205 - MRC 016 Washington Washington DC 20560						
for a series of meetings between U S and Iranian museum officials on strengthening museum practices in Iran	0 00	19,282 00	19,282 00	0 00	0 00	0 00
for a series of meetings between U S and Iranian museum officials on strengthening museum practices in Iran	0 00	40,000 00	40,000 00	0 00	0 00	0 00
toward the costs of a program of Rockefeller Foundation Resident Fellowships in the Humanities entitled, "Latino Cultural Research in a National Museum Context Issues of Representation and Interpretation "	76,205 00	0 00	76,205 00	0 00	0 00	0 00
The Library of Congress Washington Washington DC						
to support three symposia on "Islamic Societies and Globalization"	0 00	25,000 00	25,000 00	0 00	0 00	0 00
The Urban Institute 2100 M Street N W Washington Washington, DC 20037						
for the second phase of activities of its "Arts and Culture Indicators in Comprehensive Community Building Project"	175,000 00	0 00	175,000 00	0 00	0 00	0 00
The Washington Drama Society 1101 Sixth Street SW Washington Washington DC 20024						
to support the creation and development of "Alleys and Pathways The Southwest DC Project," an oral history-based performance work by playwright Rebecca Rice	0 00	20,000 00	20,000 00	0 00	0 00	0 00
TransAfrica Forum Inc Arthur R. Ashe Jr. Foreign Policy Library 1744 R Street, NW Washington Washington DC 20009						
toward the costs of a series of cultural exchanges between Cuba and the United States entitled, "Afro America in Cuba"	0 00	40,151 00	40,151 00	0 00	0 00	0 00

THE ROCKEFELLER FOUNDATION
Identification Number 13-1659629
GRANTS AND EXPENDITURES REPORT

Attachment #2 A
Page 118 of 327

PROGRAM COUNTRY US STATE Grantee Name(s) - Person(s) or Institution(s) Purpose	UNEXPENDED BALANCE AS OF 01-Jan-2000	APPROVED IN 2000	NET EXPENDITURES AS OF Dec-2000	LAPSES (incl canc & recens) IN 2000	REVERSIONS (incl canc & recens) IN 2000	UNEXPENDED BALANCE AS OF Dec-2000
ARTS AND HUMANITIES						
UNITED STATES						
WEST VIRGINIA						
Marshall University						
Huntington West Virginia						
toward the costs of a program of Rockefeller Foundation Resident Fellowships in the Humanities at the Center for the Study of Ethnicity and Gender in Appalachia	238,900 00	0 00	77,498 40	0 00	0 00	161,401 60
toward the costs of a program of Rockefeller Foundation Resident Fellowships in the Humanities at the Center for the Study of Ethnicity and Gender in Appalachia	1,055 00	0 00	1,055 00	0 00	0 00	0 00
WISCONSIN						
University of Wisconsin-Madison						
College of Letters and Science						
P O Box 413						
Milwaukee Wisconsin 53201						
for use by its Center for Twentieth Century Studies, to support development activities of the Consortium of Humanities Centers and Institutes	15,000 00	0 00	15,000 00	0 00	0 00	0 00
GENERAL - FOUNDATION ADMINISTERED PROJECTS						
for administrative costs of the Multi-Arts Production Fund	6,557 02	0 00	0 00	0 00	6,557 02	0 00
for administrative costs of the Resident Fellowships in the Humanities	0 00	80,000 00	49,132 43	0 00	0 00	30,867 57
for administrative costs of the Resident Fellowships in the Humanities	10,119 62	0 00	10,119 62	0 00	0 00	0 00
for administrative costs related to the PACT program	0 00	95,000 00	29,649 77	0 00	0 00	65,350 23
for costs incurred in connection with the 1999 MAP Fund	19,218 77	0 00	19,218 77	0 00	0 00	0 00
for the administrative costs related to the PACT program	48,588 67	0 00	37,920 95	0 00	0 00	10,667 72
for the administrative costs related to the PACT program	94,135 45	0 00	45,110 76	0 00	0 00	49,024 69

THE ROCKEFELLER FOUNDATION
Identification Number 13-1659629
GRANTS AND EXPENDITURES REPORT

Attachment #2 A
Page 119 of 327

PROGRAM COUNTRY US STATE Grantee Name(s) - Person(s) or Institution(s) Purpose	UNEXPENDED BALANCE AS OF 01-Jan-2000	APPROVED IN 2000	NET EXPENDITURES AS OF Dec-2000	LAPSES (Incl cancels & recs) IN 2000	REVERSIONS (Incl cancels & recs) IN 2000	UNEXPENDED BALANCE AS OF Dec-2000
ARTS AND HUMANITIES						
GENERAL - FOUNDATION ADMINISTERED PROJECTS						
to convene a meeting on the state of African humanities and to explore extending the Resident Humanities Fellowships Program to Africa	10,739 07	0 00	0 00	0 00	10,739 07	0 00
to cover costs of a service arrangement with Russell Productions to produce a videotape program that captures the mission and purpose of the World Conference on Religion and Peace entitled, "Transforming Conflict The Role of Religion "	10,000 00	0 00	0 00	0 00	10,000 00	0 00
toward meeting and consultancy expenses in connection with the "Legacy of Absence" project	-12,000 00	0 00	-12,000 00	0 00	0 00	0 00
toward meeting and consultancy expenses in connection with the "Legacy of Absence" project	-11,250 00	0 00	-11,250 00	0 00	0 00	0 00
toward meeting and consultancy expenses in connection with the Foundation s Muslim world Initiative	13,508 00	0 00	6,336 00	0 00	7,172 00	0 00
toward meeting and consultancy expenses in connection with the Foundation s Muslim world Initiative	35,350 49	0 00	517 00	0 00	34,833 49	0 00
toward meeting and consultancy expenses in connection with the Legacy of Absence project	12,000 00	0 00	12,000 00	0 00	0 00	0 00
toward the costs of a meeting to plan a conference on "Museums in the Global Public Sphere"	0 00	17,997 17	12,362 46	0 00	0 00	5,634 71
TOTAL 159 - ARTS AND HUMANITIES	12,015,611 72	7,449,652 95	11,090,768 96	0 00	261,525 38	8,112,970 33

THE ROCKEFELLER FOUNDATION
Identification Number 13-1659629
GRANTS AND EXPENDITURES REPORT

Attachment #2 A
Page 120 of 327

PROGRAM COUNTRY US STATE Grantee Name(s) - Person(s) or Institution(s) Purpose	UNEXPENDED BALANCE AS OF 01-Jan-2000	APPROVED IN 2000	NET EXPENDITURES AS OF Dec-2000	LAPSES (incl canc & recens) IN 2000	REVERSIONS (incl canc & recens) IN 2000	UNEXPENDED BALANCE AS OF Dec-2000
BUILDING DEMOCRACY						
SOUTH AFRICA						
to create tools for South African labor activists and U S labor organizers to develop effective strategies to work with international financial institutions on their macroeconomic policies	30,000 00	0 00	30,000 00	0 00	0 00	0 00
Foundation for Contemporary Research 7th Floor 45 Heerengracht Centre 54 Adderley Street Cape Town 8000 South Africa						
In support of its projects, Democratizing Civil Society and Stimulating Local Economies, that will deepen understanding of the process and power of local governance, and the relationship between economic opportunity, sustained participation and responsive representation	0 00	50,000 00	50,000 00	0 00	0 00	0 00
UNITED STATES						
Sara Horowitz for participation in the Next Generation Leadership program	25,783 37	0 00	0 00	0 00	25,783 37	0 00
ALABAMA						
to create a no-interest fund for small loans to increase access to health care for the working poor in Bayou La Batre, Alabama	0 00	10,000 00	0 00	0 00	0 00	10,000 00
Regina Benjamin Bayou La Batre Rural Health Clinic PC 13823 Shell Belt Rd Bayou La Batre Alabama 36509						
for participation in the Next Generation Leadership program	22,019 73	0 00	382 95	0 00	0 00	21,636 78
CALIFORNIA						
316 South Hill Boulevard San Francisco California 94112						
for participation in the Next Generation Leadership program	20,224 80	0 00	0 00	0 00	20,224 80	0 00
Amelita Pascual 1824 Lakeshore Avenue Apt 16 Oakland California 94606						
for participation in the Next Generation Leadership program	19,197 11	0 00	0 00	0 00	19,197 11	0 00

THE ROCKEFELLER FOUNDATION
Identification Number 13-1659629
GRANTS AND EXPENDITURES REPORT

Attachment #2 A
Page 121 of 327

PROGRAM COUNTRY US STATE Grantee Name(s) - Person(s) or Institution(s) Purpose	UNEXPENDED BALANCE AS OF 01-Jan-2000	APPROVED IN 2000	NET EXPENDITURES AS OF Dec-2000	LAPSES (incl canc & recens) IN 2000	REVERSIONS (incl canc & recens) IN 2000	UNEXPENDED BALANCE AS OF Dec-2000
BUILDING DEMOCRACY						
UNITED STATES						
CALIFORNIA						
Anthony Jones 301 Mission, #400 San Francisco California 94105						
for participation in the Next Generation Leadership program	23,856 14	0 00	0 00	0 00	23,856 14	0 00
Eric Garcetti 2120 Avon Street Los Angeles, California 90026						
for participation in the Next Generation Leadership program	20,731 55	0 00	0 00	0 00	0 00	20,731 55
Francis Wong 705 Hillside Blvd San Francisco California 94080						
to participate in the four modules of the Next Generation Leadership program	0 00	24,000 00	3,541 84	0 00	0 00	20,458 16
Jai Sookprasert 387 River Isle Way Sacramento California 95831						
for participation in the Next Generation Leadership program	16,959 36	0 00	0 00	0 00	16,959 36	0 00
Kimberly Miyoshi 635 Irving Street #1 San Francisco, California 94122						
to participate in the four modules of the Next Generation Leadership program	0 00	24,000 00	3,468 68	0 00	0 00	20,531 32
Lisa Hoyos 66 Atlas Avenue San Jose California 95126						
for participation in the Next Generation Leadership program	18,083 05	0 00	952 95	0 00	0 00	17,130 10
Martha Jimenez 4415 Shafter Avenue Oakland California 94609-2229						
for participation in the Next Generation Leadership program	20,828 88	0 00	0 00	0 00	20,828 88	0 00

THE ROCKEFELLER FOUNDATION
Identification Number 13-1659629
GRANTS AND EXPENDITURES REPORT

Attachment #2 A
Page 122 of 327

PROGRAM COUNTRY US STATE Grantee Name(s) - Person(s) or Institution(s) Purpose	UNEXPENDED BALANCE AS OF 01-Jan-2000	APPROVED IN 2000	NET EXPENDITURES AS OF Dec-2000	LAPSES (incl cancels & recs) IN 2000	REVERSIONS (incl cancels & recs) IN 2000	UNEXPENDED BALANCE AS OF Dec-2000
BUILDING DEMOCRACY						
UNITED STATES						
CALIFORNIA						
Nancy Katz 609 Mission St 3rd Floor San Francisco California 94105						
for participation in the Next Generation Leadership program	20,307 03	0 00	0 00	0 00	20,307 03	0 00
Pablo Alvarado 593 North Holliston Avenue Apt B Pasadena California 91106						
to participate in the four modules of the Next Generation Leadership program	0 00	24,000 00	5,307 86	0 00	0 00	18,692 14
Rachel Timoner 37 A Downey Street San Francisco, California 94117						
for participation in the Next Generation Leadership program	20,687 03	0 00	0 00	0 00	20,687 03	0 00
Rebecca Miller 17651 Boca Raton Lane Poway California 92064						
to participate in the four modules of the Next Generation Leadership program	0 00	24,000 00	3,569 06	0 00	0 00	20,430 94
Sasha Khokha 640 Anderson St San Francisco, California 94110						
for participation in the Next Generation Leadership program	18,903 77	0 00	555 95	0 00	0 00	18,347 82
Sharon Delugach 4259 Sea View Lane Los Angeles California 90065-3349						
for participation in the Next Generation Leadership program	21,924 19	0 00	0 00	0 00	21,924 19	0 00
Taj James 1187 South Van Ness San Francisco California 94110						
to participate in the four modules of the Next Generation Leadership program	0 00	24,000 00	3,576 04	0 00	0 00	20,423 96

THE ROCKEFELLER FOUNDATION
Identification Number 13-1659629
GRANTS AND EXPENDITURES REPORT

Attachment #2 A
Page 123 of 327

PROGRAM COUNTRY US STATE Grantee Name(s) - Person(s) or Institution(s) Purpose	UNEXPENDED BALANCE AS OF 01-Jan-2000	APPROVED IN 2000	NET EXPENDITURES AS OF Dec-2000	LAPSES (incl canc & recens) IN 2000	REVERSIONS (incl canc & recens) IN 2000	UNEXPENDED BALANCE AS OF Dec-2000
BUILDING DEMOCRACY						
UNITED STATES						
CALIFORNIA						
Thomas Saenz 31 South Meridian Avenue Alhambra California 91801						
to participate in the four modules of the Next Generation Leadership program	0 00	24,000 00	3,346 33	0 00	0 00	20,653 67
COLORADO						
Carmen Ramirez 1823 Spruce Street Longmont, Colorado 80501						
to participate in the four modules of the Next Generation Leadership program	0 00	24,000 00	3,558 68	0 00	0 00	20,441 32
Demetrios Coupounas 1919 Piper Street Superior Colorado 80027						
for participation in the Next Generation Leadership program	19,124 21	0 00	76 64	0 00	0 00	19,047 57
Jay Allre 5392 Quitman Street Denver Colorado 60212						
to participate in the four modules of the Next Generation Leadership program	0 00	24,000 00	3,390 81	0 00	0 00	20,609 19
CONNECTICUT						
Lester McCorn 395 Norton Parkway New Haven, Connecticut 06511						
for participation in the Next Generation Leadership program	22,693 29	0 00	0 00	0 00	22,693 29	0 00
William MacAdams 688 Orange Street, #3 New Haven, Connecticut 06511						
to participate in the four modules of the Next Generation Leadership program	0 00	24,000 00	3,512 51	0 00	0 00	20,487 49
GEORGIA						
Kathie deNobriga PO Box 5612 Atlanta Georgia 31107						
for participation in the Next Generation Leadership program	19,240 26	0 00	2,893 23	0 00	0 00	16,347 03

THE ROCKEFELLER FOUNDATION
Identification Number 13-1659629
GRANTS AND EXPENDITURES REPORT

Attachment #2 A
Page 124 of 327

PROGRAM COUNTRY US STATE Grantee Name(s) - Person(s) or Institution(s) Purpose	UNEXPENDED BALANCE AS OF 01-Jan-2000	APPROVED IN 2000	NET EXPENDITURES AS OF Dec-2000	LAPSES (incl canc & recens) IN 2000	REVERSIONS (incl canc & recens) IN 2000	UNEXPENDED BALANCE AS OF Dec-2000
BUILDING DEMOCRACY						
UNITED STATES						
HAWAII						
Mark Forman PO Box 427 Kaunakakai Hawaii 96748						
for participation in the Next Generation Leadership program	15,329 88	0 00	0 00	0 00	0 00	15,329 88
ILLINOIS						
Craig Harshaw 6822 N Wayne, #3A Chicago Illinois 60626						
for participation in the Next Generation Leadership program	21,537 01	0 00	0 00	0 00	21,537 01	0 00
Nilofer Ahsan 1321 E 56th St Apt 3 Chicago, Illinois 60637-1762						
for participation in the Next Generation Leadership program	20,694 42	0 00	0 00	0 00	20,694 42	0 00
INDIANA						
Ryan Streeter 5318 N Park Avenue Indianapolis Indiana 46220						
to participate in the four modules of the Next Generation Leadership program	0 00	24,000 00	3,545 97	0 00	0 00	20,454 03
William Stephan 17 West Market Street, Suite 500 Indianapolis Indiana 46204						
for participation in the Next Generation Leadership program	21,628 52	0 00	0 00	0 00	21,628 52	0 00
KANSAS						
David Van Tassel 3537 S Ohio Street Salina Kansas 67401						
to participate in the four modules of the Next Generation Leadership program	0 00	24,000 00	3,546 02	0 00	0 00	20,453 98
KENTUCKY						
Pamela McMichael 1121 South Sixth Street Louisville Kentucky 40203						
to participate in the four modules of the Next Generation Leadership program	0 00	24,000 00	3,542 71	0 00	0 00	20,457 29

THE ROCKEFELLER FOUNDATION
Identification Number 13-1659629
GRANTS AND EXPENDITURES REPORT

Attachment #2 A
Page 125 of 327

PROGRAM COUNTRY US STATE Grantee Name(s) - Person(s) or Institution(s) Purpose	UNEXPENDED BALANCE AS OF 01-Jan-2000	APPROVED IN 2000	NET EXPENDITURES AS OF Dec-2000	LAPSES (incl cancels & recs) IN 2000	REVERSIONS (incl cancels & recs) IN 2000	UNEXPENDED BALANCE AS OF Dec-2000
BUILDING DEMOCRACY						
UNITED STATES						
MARYLAND						
Sherrilyn Ifill 500 West Baltimore Street Baltimore Maryland 21201						
for participation in the Next Generation Leadership program	22,121 92	0 00	0 00	0 00	22,121 92	0 00
MASSACHUSETTS						
Hez Norton 24 Alveston Street Jamaica Plain, Massachusetts 02130						
to participate in the four modules of the Next Generation Leadership program	0 00	24,000 00	3,815 78	0 00	0 00	20,184 22
Marc Solomon Harvard University 1306 Massachusetts Avenue Apt 304 Cambridge, Massachusetts 02138						
for participation in the Next Generation Leadership program	21,109 71	0 00	1,335 82	0 00	0 00	19,773 89
MICHIGAN						
Isabela Basombrio 15 East Kirby #831 Detroit, Michigan 48202						
for participation in the Next Generation Leadership program	17,974 45	0 00	0 00	0 00	17,974 45	0 00
MINNESOTA						
Karin Aguilar-San Juan 2062 Marshall Avenue #22 St Paul Minnesota 55104-5749						
to participate in the four modules of the Next Generation Leadership program	0 00	24,000 00	3,319 01	0 00	0 00	20,680 99
MISSISSIPPI						
Rhea Williams-Bishop 512 Giles Drive Madison, Mississippi 39201						
to participate in the four modules of the Next Generation Leadership program	0 00	24,000 00	3,378 57	0 00	0 00	20,621 43

THE ROCKEFELLER FOUNDATION
Identification Number 13-1659629
GRANTS AND EXPENDITURES REPORT

Attachment #2 A
Page 126 of 327

PROGRAM COUNTRY US STATE Grantee Name(s) - Person(s) or Institution(s) Purpose	UNEXPENDED BALANCE AS OF 01-Jan-2000	APPROVED IN 2000	NET EXPENDITURES AS OF Dec-2000	LAPSES (incl cancs & recens) IN 2000	REVERSIONS (incl cancs & recens) IN 2000	UNEXPENDED BALANCE AS OF Dec-2000
BUILDING DEMOCRACY						
UNITED STATES						
MONTANA						
Sarah Van de Wetering 2717 Raymond Avenue Missoula, Montana 59802						
to participate in the four modules of the Next Generation Leadership program	0 00	24,000 00	3,554 40	0 00	0 00	20,445 60
NEW JERSEY						
Dale Caldwell Crossroads Theatre Company 16 Goodale Circle New Brunswick, New Jersey 08901						
to participate in the four modules of the Next Generation Leadership program	0 00	24,000 00	5,660 86	0 00	0 00	18,339 14
Martin Johnson 10 Wood Street Trenton New Jersey 08618						
for participation in the Next Generation Leadership program	19,475 47	0 00	612 16	0 00	0 00	18,863 31
Preston Pinkett Two Tower Center East Brunswick, New Jersey 08816						
for participation in the Next Generation Leadership program	21,035 09	0 00	0 00	0 00	0 00	21,035 09
NEW MEXICO						
to develop a youth leadership program based on the Next Generation Leadership program designed to develop a diverse corps of young leaders who will strengthen their constituencies, promote inclusiveness, and further democracy	0 00	10,000 00	10,000 00	0 00	0 00	0 00
Stephen Patnck 161 Sol del Coro Court Corrales New Mexico 87048						
for participation in the Next Generation Leadership program	18,259 26	0 00	1,040 97	0 00	0 00	17,218 29
NEW YORK						
Annie Lanzillotto 133 7th Avenue Brooklyn, New York 11215						
to participate in the four modules of the Next Generation Leadership program	0 00	24,000 00	1,799 62	0 00	0 00	22,200 38

THE ROCKEFELLER FOUNDATION
Identification Number 13-1659629
GRANTS AND EXPENDITURES REPORT

Attachment #2 A
Page 127 of 327

PROGRAM COUNTRY US STATE Grantee Name(s) - Person(s) or Institution(s) Purpose	UNEXPENDED BALANCE AS OF 01-Jan-2000	APPROVED IN 2000	NET EXPENDITURES AS OF Dec-2000	LAPSES (Incl cancels & recs) IN 2000	REVERSIONS (Incl cancels & recs) IN 2000	UNEXPENDED BALANCE AS OF Dec-2000
BUILDING DEMOCRACY						
UNITED STATES						
NEW YORK						
Carlos Pineda 225 W 110 St #45 New York New York 10026						
for participation in the Next Generation Leadership program	20,233 30	0 00	0 00	0 00	0 00	20,233 30
 Cecilia Pagkalinawan 5 Spring Street #2 New York New York 10012						
to participate in the four modules of the Next Generation Leadership program	0 00	24,000 00	489 29	0 00	0 00	23,510 71
 Chung-Wa Hong 50-16 Parsons Blvd Suite 100 Flushing, New York 11355						
for participation in the Next Generation Leadership program	22,127 80	0 00	0 00	0 00	22,127 80	0 00
 Columbia University 535 W 116th Street 202 Low Library New York, New York 10027						
to support a study by its Center for Violence Research and Prevention that will assess the outcomes and consequences particularly with respect to jobs and livelihoods for adolescents of current legislation to relocate adolescent crimes from juvenile t	0 00	0 00	-64,542 88	64,542 88	0 00	0 00
 Daniel Gross 500 E 77th St #323 New York, New York 10162						
for participation in the Next Generation Leadership program	20,462 24	0 00	922 90	0 00	0 00	19,539 34
 Emily Lopez 120 Elgar Place Apt 10B Bronx New York 10475						
for participation in the Next Generation Leadership program	21,424 07	0 00	0 00	0 00	21,424 07	0 00

THE ROCKEFELLER FOUNDATION
Identification Number 13-1659629
GRANTS AND EXPENDITURES REPORT

Attachment #2 A
Page 128 of 327

PROGRAM COUNTRY US STATE Grantee Name(s) - Person(s) or Institution(s) Purpose	UNEXPENDED BALANCE AS OF 01-Jan-2000	APPROVED IN 2000	NET EXPENDITURES AS OF Dec-2000	LAPSES (incl cancels & recs) IN 2000	REVERSIONS (incl cancels & recs) IN 2000	UNEXPENDED BALANCE AS OF Dec-2000
BUILDING DEMOCRACY						
UNITED STATES						
NEW YORK						
Gillian Caldwell Witness Lawyers Committee for Human Rights 333 Seventh Avenue 13th Floor New York, New York 10001-5004						
to participate in the four modules of the Next Generation Leadership program	0 00	24,000 00	3,749 66	0 00	0 00	20,250 34
Ingnd Washinawatok 6807 5th Avenue, B-1 Brooklyn New York 11220						
for participation in the Next Generation Leadership program	25,207 84	0 00	0 00	0 00	25,207 84	0 00
Ivan Hageman 309 East 103rd Street New York New York 10029						
for participation in the Next Generation Leadership program	22,221 87	0 00	0 00	0 00	22,221 87	0 00
Jason Scott 101 E 16th St Apt #5C New York, New York 10003						
for participation in the Next Generation Leadership program	21,217 91	0 00	2,707 95	0 00	0 00	18,509 96
Laurie Meadoff 166 Beach 142nd Street Neponsit New York 11694						
for participation in the Next Generation Leadership program	20,512 93	0 00	1,030 95	0 00	0 00	19,481 98
Omar Wasow New York Online 549 Pacific Street Brooklyn New York 11217						
for participation in the Next Generation Leadership program	23,785 83	0 00	382 95	0 00	0 00	23,402 88
Otho Kerr 140 Riverside Drive #5-O New York, New York 10024						
for participation in the Next Generation Leadership program	22,861 11	0 00	382 95	0 00	0 00	22,478 16

THE ROCKEFELLER FOUNDATION
Identification Number 13-1659629
GRANTS AND EXPENDITURES REPORT

Attachment #2 A
Page 129 of 327

PROGRAM COUNTRY US STATE Grantee Name(s) - Person(s) or Institution(s) Purpose	UNEXPENDED BALANCE AS OF 01-Jan-2000	APPROVED IN 2000	NET EXPENDITURES AS OF Dec-2000	LAPSES (Incl cancels & recs) IN 2000	REVERSIONS (Incl cancels & recs) IN 2000	UNEXPENDED BALANCE AS OF Dec-2000
BUILDING DEMOCRACY						
UNITED STATES						
NEW YORK						
Sarah Ludwig 50 Park Terrace West (#3C) New York New York 10034						
to participate in the four modules of the Next Generation Leadership program	0 00	24,000 00	4,200 34	0 00	0 00	19,799 66
 Surita Sandosham 43 West 85th Street Apt BB New York New York 10024						
for participation in the Next Generation Leadership program	19,359 94	0 00	0 00	0 00	19,359 94	0 00
 The Ingrid Washinawatok El-Issa Flying Eagle Woman Fund for Peace c/o American Indian Law Alliance 708 Broadway (8th Floor) New York, New York 10003						
to further its work with indigenous people around the world	0 00	10,000 00	10,000 00	0 00	0 00	0 00
 NORTH CAROLINA						
Cara Page 704 Shepherd Street (Apt 1) Durham North Carolina 27701						
to participate in the four modules of the Next Generation Leadership program	0 00	24,000 00	2,587 77	0 00	0 00	21,412 23
 Claudia Horwitz Stone Circles 301 West Main Street Suite 280 Durham, North Carolina 27701						
for participation in the Next Generation Leadership program	20,360 59	0 00	2,078 40	0 00	0 00	18,282 19
 Thomas Kelley 1317 West Pettigrew Street Durham North Carolina 27705						
for participation in the Next Generation Leadership program	19,353 50	0 00	0 00	0 00	19,353 50	0 00
 OREGON						
Tarso Ramos P O Box 40305 Portland Oregon 97240						
for participation in the Next Generation Leadership program	18,268 25	0 00	0 00	0 00	18,268 25	0 00

THE ROCKEFELLER FOUNDATION
Identification Number 13-1659629
GRANTS AND EXPENDITURES REPORT

Attachment #2 A
Page 130 of 327

PROGRAM COUNTRY US STATE Grantee Name(s) - Person(s) or Institution(s) Purpose	UNEXPENDED BALANCE AS OF 01-Jan-2000	APPROVED IN 2000	NET EXPENDITURES AS OF Dec-2000	LAPSES (incl canc & recens) IN 2000	REVERSIONS (incl canc & recens) IN 2000	UNEXPENDED BALANCE AS OF Dec-2000
BUILDING DEMOCRACY						
UNITED STATES						
TEXAS						
Hilaria Bauer 5835 Calaghan Rd Suite 350 San Antonio Texas 78228						
for participation in the Next Generation Leadership program	17,925 87	0 00	242 49	0 00	0 00	17,683 38
VIRGINIA						
Patricia Campos 3845 El Camino Place Alexandria, Virginia 22309						
to participate in the four modules of the Next Generation Leadership program	0 00	24,000 00	3,419 56	0 00	0 00	20,580 44
Rodenck von Lipsey 3400 Stoneybrae Dr Falls Church Virginia 22044-1224						
for participation in the Next Generation Leadership program	22,242 89	0 00	0 00	0 00	22,242 89	0 00
WASHINGTON DC						
Erik Pages National Commission on Entrepreneurship 444 North Capitol Street Suite 399 Washington DC 20001						
for participation in the Next Generation Leadership program	20,832 10	0 00	614 60	0 00	0 00	20,217 50
Joan Hoffman Dept of Inter-American Coalition for the Prevention of Violence Inter-American Development Bank 1300 New York Avenue NW Mail Stop 0502 Washington DC 20577						
to participate in the four modules of the Next Generation Leadership program	0 00	24,000 00	4,713 37	0 00	0 00	19,286 63
Manan Urquilla Columbia Heights/Shaw Family Support Collaborative 1711A 14th Street N W Washington, DC 20009						
for participation in the Next Generation Leadership program	21,055 69	0 00	537 45	0 00	0 00	20,518 24

THE ROCKEFELLER FOUNDATION
Identification Number 13-1659629
GRANTS AND EXPENDITURES REPORT

Attachment #2 A
Page 131 of 327

PROGRAM COUNTRY US STATE Grantee Name(s) - Person(s) or Institution(s) Purpose	UNEXPENDED BALANCE AS OF 01-Jan-2000	APPROVED IN 2000	NET EXPENDITURES AS OF Dec-2000	LAPSES (incl cancs & recens) IN 2000	REVERSIONS (incl cancs & recens) IN 2000	UNEXPENDED BALANCE AS OF Dec-2000
BUILDING DEMOCRACY						
UNITED STATES						
WASHINGTON DC						
Rita Bright 2425 14th Street, NW -- #104 Washington Washington DC 20009						
for participation in the Next Generation Leadership program	20,397 48	0 00	0 00	0 00	20,397 48	0 00
Steven Hawkins 1436 U Street NW Suite 104 Washington Washington, DC 20009						
for participation in the Next Generation Leadership program	19,941 70	0 00	0 00	0 00	0 00	19,941 70
The Potomac Coalition, Inc 1652 Michigan Avenue NE Washington Washington DC 20017						
to support research on new investment models, protocols, and relationships that promote development, livable wage jobs, and equity stakes in poor urban communities	75,000 00	0 00	75,000 00	0 00	0 00	0 00
Timothea Howard 1362 Kenyon Street NW-#2 Washington, DC 20010						
for participation in the Next Generation Leadership program	21,261 24	0 00	3,298 77	0 00	0 00	17,962 47
WISCONSIN						
Kenneth Johnson 3250 N Richards Street Milwaukee Wisconsin 53212						
to participate in the four modules of the Next Generation Leadership program	0 00	24,000 00	3,576 94	0 00	0 00	20,423 06
Paul Schmitz 2611 N Stowell Apt F Milwaukee, Wisconsin 53211						
for participation in the Next Generation Leadership program	21,118 33	0 00	0 00	0 00	21,118 33	0 00
GENERAL - FOUNDATION ADMINISTERED PROJECTS						
for administrative costs associated with the Next Generation Leadership program	75,340 73	0 00	0 00	0 00	75,340 73	0 00

THE ROCKEFELLER FOUNDATION
Identification Number 13-1659629
GRANTS AND EXPENDITURES REPORT

Attachment #2 A
Page 132 of 327

PROGRAM COUNTRY US STATE Grantee Name(s) - Person(s) or Institution(s) Purpose	UNEXPENDED BALANCE AS OF 01-Jan-2000	APPROVED IN 2000	NET EXPENDITURES AS OF Dec-2000	LAPSES (incl cancels & recs) IN 2000	REVERSIONS (incl cancels & recs) IN 2000	UNEXPENDED BALANCE AS OF Dec-2000
BUILDING DEMOCRACY						
GENERAL - FOUNDATION ADMINISTERED PROJECTS						
for administrative costs associated with the Next Generation Leadership program	50,674 51	0 00	23,260 76	0 00	0 00	27,413 75
for administrative costs associated with the Next Generation Leadership program	447,513 48	0 00	141,892 24	0 00	0 00	305,621 24
for follow-up activities related to the release of the report, "Stories of Renewal Community Building and the Future of Urban America, and for the development of policy connections to community building	0 01	0 00	0 00	0 00	0 00	0 01
toward activities associated with the development of a project forum for the Foundation's National Conversation on Race Initiative and to broaden the Foundation's knowledge and contacts among Native American and Southwestern Latino scholars and activists	15,000 00	0 00	9,176 49	0 00	0 00	5,823 51
toward administrative costs associated with the development of a race story bank for the National Conversation on Race communications initiative	41,419 17	0 00	22,544 17	0 00	0 00	18,875 00
toward administrative costs associated with the development of an approach to the Foundation's communication strategy for its National Conversation on Race Initiative	16,120 03	0 00	15,246 98	0 00	0 00	873 05
toward administrative costs associated with the development of an approach to the Foundation's communications strategy for its National Conversation on Race Initiative	53,440 17	0 00	48,451 50	0 00	0 00	4,988 67
toward administrative costs associated with the Next Generation Leadership exploration of the Building Democracy initiative	215,176 44	0 00	0 00	0 00	0 00	215,176 44
toward administrative costs associated with the planning and convening of a Bellagio Center team residency to develop implementation plans for the Foundation's National Conversation on Race initiative	0 00	0 00	-336 20	0 00	0 00	336 20
toward administrative costs associated with the study of an audience development model for the Foundation's National Conversation on Race initiative communications program	7,000 00	0 00	7,000 00	0 00	0 00	0 00
toward costs of a Bellagio conference on community building to be held October 20-24, 1997	248 62	0 00	0 00	248 62	0 00	0 00
toward the development and production of program materials associated with the Next Generation Network exploration	24,521 33	0 00	0 00	0 00	0 00	24,521 33
TOTAL 93 - BUILDING DEMOCRACY	2,043,356 47	680,000 00	485,914 82	64,791 50	603,480 22	1,569,169 93

THE ROCKEFELLER FOUNDATION
Identification Number 13-1659629
GRANTS AND EXPENDITURES REPORT

Attachment #2 A
Page 133 of 327

PROGRAM COUNTRY US STATE Grantee Name(s) - Person(s) or Institution(s) Purpose	UNEXPENDED BALANCE AS OF 01-Jan-2000	APPROVED IN 2000	NET EXPENDITURES AS OF Dec-2000	LAPSES (incl cancels & recs) IN 2000	REVERSIONS (incl cancels & recs) IN 2000	UNEXPENDED BALANCE AS OF Dec-2000
CREATIVITY & CULTURE						
COSTA RICA						
Fundación Ars/TEORÉTica Apdo 4009 San José, 1000 Costa Rica						
toward the costs of the first regional symposium on contemporary artistic practices in Central America	0 00	37,000 00	37,000 00	0 00	0 00	0 00
ENGLAND						
Performing Arts Labs 12 Carlton House Terrace London SW1Y 5AH England						
toward the costs of Lit Lab II, a residential laboratory for 10 artists to explore creative possibilities between new and traditional literary form	0 00	20,000 00	20,000 00	0 00	0 00	0 00
FRANCE						
Université Paris 1 12 Place du Pantheon 75231 Paris Cedex 05 Paris, France						
toward the costs of the research and development of a DVD-ROM on the works of artist Nam June Paik	0 00	75,000 00	0 00	0 00	0 00	75,000 00
ITALY						
Society for International Development 207 via Panispema Rome 00184 Italy						
toward the costs of a project entitled, "Power, Culture, Identity Women and the Politics of Place"	0 00	107,570 00	64,542 00	0 00	0 00	43,028 00
MEXICO						
Unión de Museos Comunitarios de Oaxaca A C Tínoo y Palacios No 311-12 Col Centro Oaxaca C P 68000 Mexico						
toward the costs of a training center for indigenous groups to establish their own community museums	0 00	66,000 00	66,000 00	0 00	0 00	0 00

THE ROCKEFELLER FOUNDATION
Identification Number 13-1659629
GRANTS AND EXPENDITURES REPORT

Attachment #2 A
Page 134 of 327

PROGRAM COUNTRY US STATE Grantee Name(s) - Person(s) or Institution(s) Purpose	UNEXPENDED BALANCE AS OF 01-Jan-2000	APPROVED IN 2000	NET EXPENDITURES AS OF Dec-2000	LAPSES (incl canc & recens) IN 2000	REVERSIONS (incl canc & recens) IN 2000	UNEXPENDED BALANCE AS OF Dec-2000
CREATIVITY & CULTURE						
UNITED KINGDOM						
Academia Europaea 31 Old Burlington Street London W1X 1LB United Kingdom						
toward the costs of a Collaboration and Ownership In the Digital Economy (CODE) Conference to be held at Queens' College, England In April 2001	0 00	44,951 00	44,951 00	0 00	0 00	0 00
VENEZUELA						
Universidad Central de Venezuela Caracas Venezuela						
toward the costs of a program of Rockefeller Foundation Resident Fellowships in the Humanities at the Centro de Investigaciones Post-Doctorales to study the dimensions of globalization, culture, and social transformation in Latin America	0 00	250,000 00	18,400 00	0 00	0 00	231,600 00
ZIMBABWE						
African Publishers Network 18 Van Praagh Avenue Milton Park P O Box 3773 Harare Zimbabwe						
toward the costs of APNET's strategic plan for 1999-2002	0 00	418,000 00	139,334 00	0 00	0 00	278,666 00
UNITED STATES						
Escuela de Artes Plasticas P O Box 902-1112						
toward the costs of the "Pepón Osorio In Puerto Rico Project"	0 00	50,000 00	50,000 00	0 00	0 00	0 00
The Canada Council 350 Albert P O Box 1047						
toward the costs of the World Summit on the Arts and Culture, an international conference of arts councils and arts funding bodies to be held in Ottawa, Ontario in December 2000	0 00	100,000 00	100,000 00	0 00	0 00	0 00
ALASKA						
Alaska Native Heritage Center, Inc 8800 Heritage Center Drive Anchorage Alaska 99506						
toward the costs of "Kayak Summer," an exhibition and preservation project documenting the use of traditional watercraft in Alaska	0 00	150,000 00	150,000 00	0 00	0 00	0 00

THE ROCKEFELLER FOUNDATION
Identification Number 13-1659629
GRANTS AND EXPENDITURES REPORT

Attachment #2 A
Page 135 of 327

PROGRAM COUNTRY US STATE Grantee Name(s) - Person(s) or Institution(s) Purpose	UNEXPENDED BALANCE AS OF 01-Jan-2000	APPROVED IN 2000	NET EXPENDITURES AS OF Dec-2000	LAPSES (incl cancels & recs) IN 2000	REVERSIONS (incl cancels & recs) IN 2000	UNEXPENDED BALANCE AS OF Dec-2000
CREATIVITY & CULTURE						
UNITED STATES						
ARIZONA						
Atlatl 49 East Thomas, Suite 104 Phoenix Arizona 85067-4090						
toward the costs of the exhibition, "Who Stole the Tee Pee?"	0 00	50,000 00	50,000 00	0 00	0 00	0 00
Borderlands Theater Teatro Fronterizo Inc 313 S Meyer Tucson Arizona 85701						
to support the creation and production of "Electridad," a Chicano adaptation of Sophocles' "Electra" set in the Arizona desert by playwright Luis Alfaro and director Barclay Goldsmith	0 00	25,000 00	0 00	0 00	0 00	25,000 00
CALIFORNIA						
Computer Professionals for Social Responsibility P O Box 717 Palo Alto California 94302						
toward the costs of "Shaping the Network Society," a symposium addressing the future of the public sphere in cyberspace	0 00	20,000 00	20,000 00	0 00	0 00	0 00
Cornerstone Theater Company, Inc 708 Traction Avenue Los Angeles, California 90013						
to support the creation and production of the "City-Wide Bridge Project," a multi-cultural, multi-lingual theater production by playwright Alison Carey, director Bill Rausch, and composer Michael Abels	0 00	20,000 00	20,000 00	0 00	0 00	0 00
EarthWays Foundation 20110 Rockport Way Malibu, California 90265-5340						
toward the costs of a film documenting the World Festival of Sacred Music	0 00	42,827 00	42,827 00	0 00	0 00	0 00
Gamelan Sekar Jaya 6485 Conlon Avenue El Cerrito California 94530						
to support the creation and production of a large-scale work combining Balinese dance, drama, gamelan music and puppetry by theater artist I Wayan Dibia, composer I Dewa Putu Berata, and shadow lighting designer Larry Reed	0 00	20,000 00	20,000 00	0 00	0 00	0 00

THE ROCKEFELLER FOUNDATION
 Identification Number 13-1659629
 GRANTS AND EXPENDITURES REPORT

Attachment #2 A
 Page 136 of 327

PROGRAM COUNTRY US STATE Grantee Name(s) - Person(s) or Institution(s) Purpose	UNEXPENDED BALANCE AS OF 01-Jan-2000	APPROVED IN 2000	NET EXPENDITURES AS OF Dec-2000	LAPSES (incl cancels & recs) IN 2000	REVERSIONS (incl cancels & recs) IN 2000	UNEXPENDED BALANCE AS OF Dec-2000
CREATIVITY & CULTURE						
UNITED STATES						
CALIFORNIA						
George Coates Performance Works 110 McAllister Street San Francisco California 94102						
to support the creation and production of "Better Bad News," a multi-media live and online performance piece	0 00	20,000 00	20,000 00	0 00	0 00	0 00
Idris Ackamoor and Cultural Odyssey 762 Fulton Street, Suite 306 San Francisco, California 94102						
toward the costs of presenting emerging artists at the 2001 Cultural Odyssey Performance Festival	0 00	30,000 00	30,000 00	0 00	0 00	0 00
International Society for Arts, Sciences, and Technology, Inc 425 Market Street Second Floor San Francisco, California 94105						
toward the costs of two publishing projects on "A-Life Art" and "Generative Systems"	0 00	64,308 00	64,308 00	0 00	0 00	0 00
Intersection 446 Valencia Street San Francisco California 94103						
to support the creation and production of "Mission Indians," a theater work by playwright Greg Sarris	0 00	20,000 00	20,000 00	0 00	0 00	0 00
Kilka Inc 1201 Martin Luther King Jr Way Oakland California 94612						
to support the creation and production of "The New Folksongs Commissioning Project," three new works of music for female vocal ensemble by composers David Lang, Chen Yi, and Janet Kutulas	0 00	20,000 00	20,000 00	0 00	0 00	0 00
Kronos Performing Arts Association 1235 A 9th Avenue San Francisco California 94122						
to support the creation and production of "Aegean Crossings," a work for string quartet and Turkish percussion by composer/performer Burhan Ocal	0 00	20,000 00	20,000 00	0 00	0 00	0 00
Museum Associates 5905 Wilshire Boulevard Los Angeles, California 90036						
toward the exhibition, "The Road to Aztlán Art from a Mythic Homeland" at the Los Angeles County Museum of Art	0 00	100,000 00	100,000 00	0 00	0 00	0 00

THE ROCKEFELLER FOUNDATION
Identification Number 13-1659629
GRANTS AND EXPENDITURES REPORT

Attachment #2 A
Page 137 of 327

PROGRAM COUNTRY US STATE Grantee Name(s) - Person(s) or Institution(s) Purpose	UNEXPENDED BALANCE AS OF 01-Jan-2000	APPROVED IN 2000	NET EXPENDITURES AS OF Dec-2000	LAPSES (incl cancels & recs) IN 2000	REVERSIONS (incl cancels & recs) IN 2000	UNEXPENDED BALANCE AS OF Dec-2000
CREATIVITY & CULTURE						
UNITED STATES						
CALIFORNIA						
Museum of Contemporary Art San Diego 700 Prospect Street La Jolla California 92037-4291						
toward the costs of the exhibition, "UltraBaroque Aspects of Post-Latin American Art"	0 00	100,000 00	100,000 00	0 00	0 00	0 00
Photo Archive Group 215 West Palm Avenue Suite 205 El Segundo, California 90245						
toward the costs of the Danang Phase of "The American War Project," an exhibition and book of Vietnam War-era photographs by Vietnamese photographers	0 00	48,335 00	48,335 00	0 00	0 00	0 00
Santa Monica Museum of Art Bergamot Station 2525 Michigan Avenue Building G1 Santa Monica California 90404						
toward the costs of the exhibition, "East of the River Chicano Art Collectors Anonymous"	0 00	25,000 00	25,000 00	0 00	0 00	0 00
University of California, Los Angeles 405 Hilgard Avenue 2147 Murphy Hall Los Angeles, California 90095						
toward the costs of the exhibition, "The Art of Rice Spirit and Sustenance in Asia" at the Fowler Museum of Cultural History	0 00	200,000 00	100,000 00	0 00	0 00	100,000 00
University of California Santa Barbara Santa Barbara California 93106						
toward the costs of the exhibition, "Just Another Poster? Chicano Graphic Arts in California," at the University Art Museum	0 00	25,000 00	25,000 00	0 00	0 00	0 00
University of Southern California Los Angeles, California 90089						
toward the costs of "Labyrinth Level Four," a research initiative on interactive narrative at the Annenberg Center	0 00	100,000 00	100,000 00	0 00	0 00	0 00
Yerba Buena Center for the Arts 701 Mission Street San Francisco, California 94103-3138						
to support the creation and production of two evening-length works for cello by performer Joan Jeanrenaud, composer Hamza el Din, and video artist Seoungho Cho	0 00	25,000 00	25,000 00	0 00	0 00	0 00

THE ROCKEFELLER FOUNDATION
Identification Number 13-1659629
GRANTS AND EXPENDITURES REPORT

Attachment #2 A
Page 138 of 327

PROGRAM COUNTRY US STATE Grantee Name(s) - Person(s) or Institution(s) Purpose	UNEXPENDED BALANCE AS OF 01-Jan-2000	APPROVED IN 2000	NET EXPENDITURES AS OF Dec-2000	LAPSES (incl canc & recons) IN 2000	REVERSIONS (incl canc & recons) IN 2000	UNEXPENDED BALANCE AS OF Dec-2000
CREATIVITY & CULTURE						
UNITED STATES						
CALIFORNIA						
Zaccho S F 1777 Yosemite Avenue #330 San Francisco, California 94124						
toward the creation and production of "Picture Bayview," an interdisciplinary site-specific work by choreographer Joanna Haigood, composer Lauren Weinger, and video artist Mary Ellen Strom	0 00	25,000 00	25,000 00	0 00	0 00	0 00
COLORADO						
University of Colorado at Boulder Boulder Colorado						
toward the costs of the exhibition, " Vietnamese Lacquer Painting - A New Age"	0 00	35,000 00	35,000 00	0 00	0 00	0 00
CONNECTICUT						
Aid to Artisans Inc 331 Wethersfield Avenue Hartford Connecticut 06114						
toward the costs of a project entitled, "Crafts In the Land of Rice Culture"	0 00	75,000 00	75,000 00	0 00	0 00	0 00
New Haven International Festival of Arts & Ideas Inc 195 Church Street 7th Floor New Haven Connecticut 06510						
toward the costs of programming that supports the cultural heritage and artistic achievements of Africa, Southeast Asia, Latin America, and the Muslim world in the 2000 International Festival of Arts & Ideas	0 00	40,000 00	40,000 00	0 00	0 00	0 00
GEORGIA						
Emory University 1555 Pierce Drive Atlanta Georgia						
toward the costs of a collaborative program between the Center for the Study of Public Scholarship and representatives of South Africa's university, arts, and museum communities	0 00	504,500 00	169,300 00	0 00	0 00	335,200 00
ILLINOIS						
Art Institute of Chicago 37 South Wabash Chicago, Illinois 60603						
toward the costs of the Video Data Bank project of the School of the Art Institute of Chicago to distribute "Frames of Reference Reflections on Media," an exhibition of works originally funded through the Rockefeller Film/Video/Multimedia Fellowships program	0 00	36,129 00	36,129 00	0 00	0 00	0 00

THE ROCKEFELLER FOUNDATION
 Identification Number 13-1659629
 GRANTS AND EXPENDITURES REPORT

Attachment #2 A
 Page 139 of 327

PROGRAM COUNTRY US STATE Grantee Name(s) - Person(s) or Institution(s) Purpose	UNEXPENDED BALANCE AS OF 01-Jan-2000	APPROVED IN 2000	NET EXPENDITURES AS OF Dec-2000	LAPSES (incl cancels & recs) IN 2000	REVERSIONS (incl cancels & recs) IN 2000	UNEXPENDED BALANCE AS OF Dec-2000
CREATIVITY & CULTURE						
UNITED STATES						
ILLINOIS						
Columbia College Chicago 600 S Michigan Avenue Chicago Illinois 60605-1996						
toward the costs of a research study of the informal arts in America at the Chicago Center for Arts Policy	0 00	50,000 00	50,000 00	0 00	0 00	0 00
Mexican Fine Arts Center Museum 1852 West 19th Street Chicago Illinois 60608						
toward the cost of the exhibition, "Mexicanidad"	0 00	100,000 00	100,000 00	0 00	0 00	0 00
Museum of Contemporary Art 220 East Chicago Avenue Chicago Illinois 60611						
to support the research and development of "Iceland," a solo performance work by theater artist Roger Guenever Smith	0 00	15,000 00	15,000 00	0 00	0 00	0 00
The Jazz Institute of Chicago Inc 410 S Michigan #716 Chicago, Illinois 60605						
to support the creation and production of "Conjectures," an hour-long music work by composer/performers Trichy Sankaran, Rudresh Mahanthappa and Vijay Iyer	0 00	20,000 00	20,000 00	0 00	0 00	0 00
KANSAS						
Cyber-Site New Media Research Center, Inc P O Box 4188 Overland Park Kansas 66204-0188						
toward the costs of the New Media Information Gateway Database, designed to facilitate the dissemination of knowledge and information on new media and digital technologies	0 00	80,000 00	80,000 00	0 00	0 00	0 00
KENTUCKY						
Appalshop Inc 91 Madison Avenue Whitesburg Kentucky 41858						
toward the costs of the second phase of the Central Appalachian Festival/Artist and Community Gathering	0 00	50,000 00	50,000 00	0 00	0 00	0 00

THE ROCKEFELLER FOUNDATION
Identification Number 13-1659629
GRANTS AND EXPENDITURES REPORT

Attachment #2 A
Page 140 of 327

PROGRAM COUNTRY US STATE Grantee Name(s) - Person(s) or Institution(s) Purpose	UNEXPENDED BALANCE AS OF 01-Jan-2000	APPROVED IN 2000	NET EXPENDITURES AS OF Dec-2000	LAPSES (Incl cancels & recs) IN 2000	REVERSIONS (Incl cancels & recs) IN 2000	UNEXPENDED BALANCE AS OF Dec-2000
CREATIVITY & CULTURE						
UNITED STATES						
MAINE						
Bates College Bates College 163 Wood Street Lewiston Maine 04240-6016						
for use by its Bates Dance Festival to support the creation and development of "The Caravan Project," a tap and video performance work by tap artist Herbin Van Cayseele, video artist Jean de Boysson, and musician Kenny Muhammad	0 00	25,000 00	25,000 00	0 00	0 00	0 00
Robert Abbe Museum of Stone Age Antiquities P O Box 286 Bar Harbor Maine 04609						
toward the costs of the exhibition, "The Four Moliys Women of the Dawn"	0 00	100,000 00	0 00	0 00	0 00	100,000 00
MASSACHUSETTS						
American Repertory Theatre Company 64 Brattle Street Cambridge Massachusetts 02138						
to support the production of "Drawn to Death A Three Panel Opera," a multi-media theater work by artist Art Spiegelman and composer Phillip Johnston	0 00	25,000 00	25,000 00	0 00	0 00	0 00
Harvard University Cambridge, Massachusetts 02138						
toward the costs of a series of conferences entitled, "New Americas," aimed at developing new understandings of American Society within a global context	0 00	245,000 00	0 00	0 00	0 00	245,000 00
New England Foundation for the Arts 330 Congress Street Boston Massachusetts 02210						
toward the costs of implementation support for a series of Cambodian artist community residencies	0 00	46,000 00	46,000 00	0 00	0 00	0 00
University of Massachusetts at Amherst 374 Whitmore Box 38370 Amherst Massachusetts 01003-8370						
to support the production of the "2050 Project," a theater work by writer/performers Steven Sapp and Mildred Ruiz at the New WORLD Theater	0 00	25,000 00	25,000 00	0 00	0 00	0 00
toward the costs of the New WORLD Theater's "Intersection II," a three-day event focusing on international, interdisciplinary, and intercultural work in the theater	0 00	100,000 00	100,000 00	0 00	0 00	0 00

THE ROCKEFELLER FOUNDATION
Identification Number 13-1659629
GRANTS AND EXPENDITURES REPORT

Attachment #2.A
Page 141 of 327

PROGRAM COUNTRY US STATE Grantee Name(s) - Person(s) or Institution(s) Purpose	UNEXPENDED BALANCE AS OF 01-Jan-2000	APPROVED IN 2000	NET EXPENDITURES AS OF Dec-2000	LAPSES (Incl cancs & recens) IN 2000	REVERSIONS (Incl cancs & recens) IN 2000	UNEXPENDED BALANCE AS OF Dec-2000
CREATIVITY & CULTURE						
UNITED STATES						
MASSACHUSETTS						
Worcester Art Museum Fifty-Five Salisbury Street Worcester Massachusetts 01609-3123						
toward the costs of the exhibition, "Antioch The Lost Ancient City"	0 00	75,000 00	75,000 00	0 00	0 00	0 00
MICHIGAN						
Arab Community Center for Economic and Social Services (ACCESS) 2651 Saulino Ct Dearborn, Michigan 48120						
toward the costs of the project "Living the Present, Cherishing the Past Voices from Arab Detroit"	0 00	105,000 00	55,000 00	0 00	0 00	50,000 00
MINNESOTA						
American Composers Forum 332 Minnesota Street E-145 Saint Paul Minnesota 55101-1300						
toward the costs of "Continental Harmony," a national commissioning program designed to serve underserved and rural communities	0 00	450,000 00	150,000 00	0 00	0 00	300,000 00
The Children's Theater Company and School 2400 Third Avenue South Minneapolis Minnesota 55404						
to support the creation and production of "The Beggar's Strike," a multi-media theater work by playwright Carlyle Brown	0 00	20,000 00	20,000 00	0 00	0 00	0 00
Walker Art Center Inc Vineland Place Minneapolis Minnesota 55403						
to support the creation and development of "The End of Cinematics," a multi-media opera by theater artist John Jesurun and composer Mikel Rouse	0 00	30,000 00	30,000 00	0 00	0 00	0 00
NEW HAMPSHIRE						
Dartmouth College Hanover New Hampshire						
toward the costs of the travelling exhibition, "Jose Clemente Orozco in the United States, 1927-1934," at the Hood Museum of Art	0 00	100,000 00	0 00	0 00	0 00	100,000 00

THE ROCKEFELLER FOUNDATION
Identification Number 13-1659629
GRANTS AND EXPENDITURES REPORT

Attachment #2 A
Page 142 of 327

PROGRAM COUNTRY US STATE Grantee Name(s) - Person(s) or Institution(s) Purpose	UNEXPENDED BALANCE AS OF 01-Jan-2000	APPROVED IN 2000	NET EXPENDITURES AS OF Dec-2000	LAPSES (incl canc & recens) IN 2000	REVERSIONS (incl canc & recens) IN 2000	UNEXPENDED BALANCE AS OF Dec-2000
CREATIVITY & CULTURE						
UNITED STATES						
NEW JERSEY						
Institute for Advanced Study - Louis Bamberger & Mrs Felix Fuld Foundation Olden Lane Princeton, New Jersey 08540						
toward the costs of a residency program to study the social, political, and economic implications of developments in new media and information technology	0 00	85,000 00	85,000 00	0 00	0 00	0 00
Mongol-American Cultural Association 50 Louis Street New Brunswick New Jersey 08901						
toward the costs of humanities programs related to the Festival of Mongolia 2000	0 00	25,000 00	25,000 00	0 00	0 00	0 00
Montclair State University Office of Arts Programming Valley Road and Normal Avenue Upper Montclair New Jersey 07043						
to support the creation and production of "Mother Courage and Her Children," a multi-media theater work told from an African-American female's perspective by director Demetria Royals, choreographer Anita Gonzalez, and playwright Robbie McCauley	0 00	25,000 00	25,000 00	0 00	0 00	0 00
Princeton University 1 Nassau Hall Princeton, New Jersey 08544						
for use by its Center for Arts and Cultural Policy Studies toward the costs of a study to advance knowledge on the debate surrounding cultural conflict in the contemporary United States	0 00	286,670 00	286,670 00	0 00	0 00	0 00
NEW MEXICO						
Art and Science Laboratory PMB #312 369 Montezuma Avenue Santa Fe New Mexico 87501-2626						
toward the costs of an Aesthetic Research Program to explore the dialogue between the contemporary arts and sciences	0 00	100,000 00	100,000 00	0 00	0 00	0 00
NEW YORK						
Alfred University Office of the President Saxon Drive Alfred New York 14802						
toward the costs of establishing an "Experiments in Science-Technology-Art Residences" (E-STAR) program at the Institute for Electronic Arts	0 00	85,000 00	85,000 00	0 00	0 00	0 00

THE ROCKEFELLER FOUNDATION
Identification Number 13-1659629
GRANTS AND EXPENDITURES REPORT

Attachment #2 A
Page 143 of 327

PROGRAM COUNTRY US STATE Grantee Name(s) - Person(s) or Institution(s) Purpose	UNEXPENDED BALANCE AS OF 01-Jan-2000	APPROVED IN 2000	NET EXPENDITURES AS OF Dec-2000	LAPSES (incl canc & recens) IN 2000	REVERSIONS (incl canc & recens) IN 2000	UNEXPENDED BALANCE AS OF Dec-2000
CREATIVITY & CULTURE						
UNITED STATES						
NEW YORK						
American Council of Learned Societies 228 E 45th Street New York New York 10017-3398						
toward the costs of the Burkhardt Fellowships program	0 00	399,850 00	0 00	0 00	0 00	399,850 00
Antonia Pantoja 220 Manhattan Avenue Apartment 3 New York, New York 10025						
toward the costs of an oral history/documentation project centered on her life and work in the Puerto Rican community	0 00	75,000 00	75,000 00	0 00	0 00	0 00
Art & Science Collaborations Inc P O Box 358 Staten Island, New York 10301						
toward the costs of the ArtSci2001 Symposium and the "Artists & Scientists for the Humanity 4 Think-Tanks" project	0 00	85,000 00	85,000 00	0 00	0 00	0 00
Asian Cultural Council Inc 437 Madison Avenue New York New York 10022-7001						
to provide continued support for the Cambodian Arts Mentorship Program	0 00	150,000 00	50,000 00	0 00	0 00	100,000 00
toward the costs of a "Forum on Arts & Culture in the Mekong Region" to be held in Bangkok, Thailand	0 00	100,000 00	100,000 00	0 00	0 00	0 00
Bang on a Can, Inc 222 East 5th Street Suite 12 New York New York 10003						
toward the costs of the Bang on a Can Marathon 2000 at the Brooklyn Academy of Music's Next Wave Festival	0 00	50,000 00	50,000 00	0 00	0 00	0 00
Bard College Annandale-on-the-Hudson New York 12504						
toward the costs of an exhibition of the works of Isaac Julien at the Center for Curatorial Studies Museum	0 00	25,000 00	25,000 00	0 00	0 00	0 00

THE ROCKEFELLER FOUNDATION
Identification Number 13-1659629
GRANTS AND EXPENDITURES REPORT

Attachment #2 A
Page 144 of 327

PROGRAM COUNTRY US STATE Grantee Name(s) - Person(s) or Institution(s) Purpose	UNEXPENDED BALANCE AS OF 01-Jan-2000	APPROVED IN 2000	NET EXPENDITURES AS OF Dec-2000	LAPSES (Incl cancels & recens) IN 2000	REVERSIONS (Incl cancels & recens) IN 2000	UNEXPENDED BALANCE AS OF Dec-2000
CREATIVITY & CULTURE						
UNITED STATES						
NEW YORK						
Brooklyn Academy of Music Inc 30 Lafayette Avenue Brooklyn, New York 11217-1486						
toward the costs of the Next Wave Festival	0 00	300,000 00	150,000 00	0 00	0 00	150,000 00
Center for Traditional Music and Dance, Inc 200 Church Street Room 303 New York New York 10013-3831						
toward the costs of the "Community Cultural Initiatives" and "New York The Global City"	0 00	100,000 00	100,000 00	0 00	0 00	0 00
City College City University of New York New York New York						
for use by the Dominican Studies Institute toward the costs of a two-part transnational conference entitled, "Up from the Margins Diversity as Challenge of the Democratic Nation"	0 00	76,000 00	76,000 00	0 00	0 00	0 00
City Parks Foundation 830 Fifth Avenue New York, New York 10021						
toward the costs of programming for the African, Latin American, and South Asian/East Asian performances at SummerStage 2000	0 00	35,000 00	35,000 00	0 00	0 00	0 00
Cornell University Day Hall Ithaca New York 14853						
toward the costs of the exhibition, "Blackness in Color Visual Expressions of the Black Arts Movement" at the Herbert F Johnson Museum of Art	0 00	25,000 00	25,000 00	0 00	0 00	0 00
toward the costs of the exhibition, "Coming Up On the Season Migrant Farm Workers in the Northeast"	0 00	50,000 00	50,000 00	0 00	0 00	0 00
Council on Foreign Relations, Inc 58 East 68th Street New York, New York 10021						
toward the costs of "Ethnic Conflict, Partition, and Post-Conflict Reconstruction," a study that assesses the role of partition in solving ethnic conflict and formulates strategies for post-conflict reconstruction and stabilization	0 00	39,500 00	39,500 00	0 00	0 00	0 00

THE ROCKEFELLER FOUNDATION
 Identification Number 13-1659629
 GRANTS AND EXPENDITURES REPORT

Attachment #2 A
 Page 145 of 327

PROGRAM COUNTRY US STATE Grantee Name(s) - Person(s) or Institution(s) Purpose	UNEXPENDED BALANCE AS OF 01-Jan-2000	APPROVED IN 2000	NET EXPENDITURES AS OF Dec-2000	LAPSES (incl cancels & recs) IN 2000	REVERSIONS (incl cancels & recs) IN 2000	UNEXPENDED BALANCE AS OF Dec-2000
CREATIVITY & CULTURE						
UNITED STATES						
NEW YORK						
Creative Capital Foundation 65 Bleecker Street 7th floor New York New York 10012						
toward the costs of its ongoing activities	0 00	200,000 00	100,000 00	0 00	0 00	100,000 00
 Creative Time Inc 307 Seventh Avenue Suite 1904 New York New York 10001						
toward the costs of "Creative Time in the Anchorage 2000," a summer-long, multi-disciplinary festival exploring the cross fertilization of new media, art, music, and film	0 00	45,000 00	45,000 00	0 00	0 00	0 00
 Dance Theater Workshop Inc 219 West 19th Street New York New York 10011						
toward the costs of extending the program activities of the Suitcase Fund, an international network of choreographers, into the Mekong river region of South East Asia	0 00	100,000 00	100,000 00	0 00	0 00	0 00
 Danspace Project Inc St Mark's Church 131 10th Street New York New York 10003						
to support the creation and production of "Asunder," a dance theater work by choreographer Yin Mie, composer John Zorn, designer Xu Bing, and poet Mark Strand	0 00	25,000 00	25,000 00	0 00	0 00	0 00
 Downtown Community Television Center, Inc 87 Lafayette Street New York New York 10013-4435						
toward the costs of programming for the "Cyberstudio for the Arts," a state-of-the-art studio that has the ability to broadcast simultaneously on the Internet and cable TV	0 00	75,000 00	75,000 00	0 00	0 00	0 00
 Elevator Repair Service Theater 95 Avenue B, #2 New York, New York 10009						
to support the creation and production of "Experts," a theater work by theater artists John Collins, Steve Bodow, and Susie Sokol	0 00	20,000 00	20,000 00	0 00	0 00	0 00

THE ROCKEFELLER FOUNDATION
Identification Number 13-1659629
GRANTS AND EXPENDITURES REPORT

Attachment #2 A
Page 146 of 327

PROGRAM COUNTRY US STATE Grantee Name(s) - Person(s) or Institution(s) Purpose	UNEXPENDED BALANCE AS OF 01-Jan-2000	APPROVED IN 2000	NET EXPENDITURES AS OF Dec-2000	LAPSES (incl cancels & recs) IN 2000	REVERSIONS (incl cancels & recs) IN 2000	UNEXPENDED BALANCE AS OF Dec-2000
CREATIVITY & CULTURE						
UNITED STATES						
NEW YORK						
Fordham University 441 East Fordham Road 107 Administration New York, New York 10458						
toward the costs of a National Social Survey Project to develop, collect, analyze, and report a set of indicators of creativity and culture	0 00	240,000 00	80,000 00	0 00	0 00	160,000 00
Graduate School and University Center City University of New York 365 Fifth Avenue New York New York 10016-4309						
for use by its Center for Gay and Lesbian Studies toward the costs of its International Resource Network project	0 00	50,000 00	50,000 00	0 00	0 00	0 00
Great Small Works Inc 315 West 86th Street Suite 4E New York New York 10024						
to support the creation and production of "The Satie Cabaret Project," a multi-media theater work by director John Bell, designers Stephen Kaplin and Mark Sussman, and pianist Margaret Leng Tan	0 00	20,000 00	20,000 00	0 00	0 00	0 00
Haleakala 512 West 19th Street New York New York 10011						
to support the creation and production of "Conference of the Birds," a multi-media performance work by media artist Shirin Neshat and composer Sussan Deyhim	0 00	25,000 00	25,000 00	0 00	0 00	0 00
Higher Ground Projects Inc 246 Mott Street, #5 New York New York 10012						
to support the commissioning and production of "Get Out of the House," a roving participatory dance party/concert by choreographer Sarah Skaggs and billboard artists Marc Pierson and Tony Cokes	0 00	20,000 00	20,000 00	0 00	0 00	0 00
House Foundation for the Arts Inc 306 West 38th Street Room 401 New York New York 10018						
to support the creation and development of "American Archeology #3," a site-specific multi-disciplinary work by artist Meredith Monk	0 00	20,000 00	20,000 00	0 00	0 00	0 00

THE ROCKEFELLER FOUNDATION
Identification Number 13-1659629
GRANTS AND EXPENDITURES REPORT

Attachment #2 A
Page 147 of 327

PROGRAM COUNTRY US STATE Grantee Name(s) - Person(s) or Institution(s) Purpose	UNEXPENDED BALANCE AS OF 01-Jan-2000	APPROVED IN 2000	NET EXPENDITURES AS OF Dec-2000	LAPSES (incl cancels & recons) IN 2000	REVERSIONS (incl cancels & recons) IN 2000	UNEXPENDED BALANCE AS OF Dec-2000
CREATIVITY & CULTURE						
UNITED STATES						
NEW YORK						
Independent Curators International 799 Broadway Suite 205 New York New York 10003						
toward the costs of "Telematic Connections The Virtual Embrace," a traveling exhibition of recent network and Internet-based art projects	0 00	50,000 00	50,000 00	0 00	0 00	0 00
International Film Seminars, Inc 198 Broadway Room 1206 New York New York 10038						
toward the costs of a Digital Fishery seminar to explore artists' concerns about aesthetics, content, and practice in digital technologies	0 00	40,180 00	40,180 00	0 00	0 00	0 00
Jewish Museum 1109 Fifth Avenue New York, New York 10128						
toward the costs of the exhibition, "Morocco Jews and Art in a Muslim World"	0 00	50,000 00	50,000 00	0 00	0 00	0 00
Lincoln Center for the Performing Arts Inc 70 Lincoln Center Plaza New York New York 10023-6583						
toward the costs of the fifth season of the Lincoln Center Festival	0 00	75,000 00	75,000 00	0 00	0 00	0 00
Location One 26 Greene Street New York New York 10013						
toward the costs of a virtual lab to bring together artists and programmers for the exchange of ideas, projects, and practices	0 00	187,500 00	187,500 00	0 00	0 00	0 00
Lower East Side Tenement Museum 66 Allen Street New York, New York 10002						
to support the development of the International Coalition of Historic Site Museums of Conscience	0 00	250,000 00	125,000 00	0 00	0 00	125,000 00
Lower Manhattan Cultural Council Inc 5 World Trade Center Suite 9235 New York New York 10048						
to support the development of "Spectropla," an evening-length interactive media performance by artist Toni Dove	0 00	25,000 00	25,000 00	0 00	0 00	0 00

THE ROCKEFELLER FOUNDATION
Identification Number 13-1659629
GRANTS AND EXPENDITURES REPORT

Attachment #2 A
Page 148 of 327

PROGRAM COUNTRY US STATE Grantee Name(s) - Person(s) or Institution(s) Purpose	UNEXPENDED BALANCE AS OF 01-Jan-2000	APPROVED IN 2000	NET EXPENDITURES AS OF Dec-2000	LAPSES (incl cancels & recs) IN 2000	REVERSIONS (incl cancels & recs) IN 2000	UNEXPENDED BALANCE AS OF Dec-2000
CREATIVITY & CULTURE						
UNITED STATES						
NEW YORK						
Mayi Filipino Theatre Ensemble 329 West 108th Street 4A New York New York 10025						
to support the creation and production of "Middle Finger," a theater work by playwright Han Ong, composer Fabian Obispo, and director Loy Arcenas	0 00	15,000 00	15,000 00	0 00	0 00	0 00
Music-Theatre Group 30 West 26th Street Suite 1001 New York New York 10010-2011						
to support the creation of "Fangs," a chamber opera by composer Diedre Murray and writer Cornelius Eady	0 00	25,000 00	25,000 00	0 00	0 00	0 00
National Coalition Against Censorship Inc 275 Seventh Avenue New York New York 10001						
toward the costs of a feasibility study of a new policy initiative focusing on artistic and intellectual freedom	0 00	30,000 00	30,000 00	0 00	0 00	0 00
New York Foundation for the Arts Inc 155 Avenue of the Americas New York New York 10013-1507						
to support the creation and production of "Harriet Tubman A Journey to the South," an evening-length suite of music by composer/performers Brandon Ross, J T Lewis, and Melvin Gibbs	0 00	25,000 00	25,000 00	0 00	0 00	0 00
toward the costs of "Ambassadors for the Arts Reunion," a planning campaign on behalf of the National Endowment for the Arts' 35th Anniversary	0 00	25,000 00	25,000 00	0 00	0 00	0 00
toward the costs of the planning process for "Crossover," Web Lab's New Media workshop for independent film and video makers	0 00	25,000 00	25,000 00	0 00	0 00	0 00
toward the costs of the project "A Cultural Plan for New York City"	0 00	75,000 00	75,000 00	0 00	0 00	0 00
toward the costs of Web Lab's "Crossover" new media workshop for independent film and video makers	0 00	100,000 00	100,000 00	0 00	0 00	0 00

THE ROCKEFELLER FOUNDATION
Identification Number 13-1659629
GRANTS AND EXPENDITURES REPORT

Attachment #2 A
Page 149 of 327

PROGRAM COUNTRY US STATE Grantee Name(s) - Person(s) or Institution(s) Purpose	UNEXPENDED BALANCE AS OF 01-Jan-2000	APPROVED IN 2000	NET EXPENDITURES AS OF Dec-2000	LAPSES (Incl cancels & recens) IN 2000	REVERSIONS (Incl cancels & recens) IN 2000	UNEXPENDED BALANCE AS OF Dec-2000
CREATIVITY & CULTURE						
UNITED STATES						
NEW YORK						
New York Shakespeare Festival 425 Lafayette Street New York New York 10003						
to support the creation and production of "The Book of the Dead (Second Avenue)," a multi-media theater work by composer/director John Moran	0 00	25,000 00	25,000 00	0 00	0 00	0 00
New York University 70 Washington Square South New York, New York 10012						
toward the costs of the Hemispheric Institute's annual "encuentros," seminars for scholars, artists, and students to be held in Latin America	0 00	240,000 00	80,000 00	0 00	0 00	160,000 00
toward the costs of the one-day workshop, "Tactical Media The Impact of New Media on Cultural Activism and Political Engagement"	0 00	20,000 00	20,000 00	0 00	0 00	0 00
PEN American Center, Inc 568 Broadway New York New York 10012						
for a pilot program to strengthen the ability of PEN centers in the Global South to build civil societies locally, and give stronger leadership to the global organization as a whole	0 00	51,100 00	51,100 00	0 00	0 00	0 00
toward the costs of strengthening International PEN and eleven PEN centers in Africa, Central America, and Southeast Asia	0 00	297,482 00	111 994 00	0 00	0 00	185,488 00
Performance Space 122, Inc 150 First Ave New York, New York 10009						
to support the creation and production of "Bird Brain," a dance project by choreographer Jennifer Monson and composer James Lo	0 00	20,000 00	20,000 00	0 00	0 00	0 00
Performing Arts Journal P O Box 260, Village Station New York, New York 10014						
toward the costs of nine issues of PAJ A Journal of Performance and Art focusing on electronic and digital media and performance	0 00	63,000 00	21,000 00	0 00	0 00	42,000 00

THE ROCKEFELLER FOUNDATION
Identification Number 13-1659629
GRANTS AND EXPENDITURES REPORT

Attachment #2 A
Page 150 of 327

PROGRAM COUNTRY US STATE Grantee Name(s) - Person(s) or Institution(s) Purpose	UNEXPENDED BALANCE AS OF 01-Jan-2000	APPROVED IN 2000	NET EXPENDITURES AS OF Dec-2000	LAPSES (incl cancels & recs) IN 2000	REVERSIONS (incl cancels & recs) IN 2000	UNEXPENDED BALANCE AS OF Dec-2000
CREATIVITY & CULTURE						
UNITED STATES						
NEW YORK						
Performing Artservices 260 West Broadway Suite 1 New York New York 10013-2259						
to support the creation and production of "Celestial Excursions," an opera by composer Robert Ashley	0 00	20,000 00	20,000 00	0 00	0 00	0 00
Rhizome Communications 115 Mercer Street 3rd Floor New York New York 10012						
toward the costs of the archival and technological development of the Rhizome ArtBase, an online resource for the preservation of Internet art	0 00	75,000 00	75,000 00	0 00	0 00	0 00
Ringside 161 Avenue of the Americas 14th Floor New York, New York 10013						
to support the creation and production of "Action Heroes," a multi-disciplinary work by choreographer Elizabeth Streb, writer Lara Flanders, and designer Skip Mercler	0 00	25,000 00	25,000 00	0 00	0 00	0 00
Social Science Research Council 810 Seventh Avenue New York, New York 10019						
for use by the Latin America Program toward the costs of a project on collective memory in South America	0 00	132,800 00	132,800 00	0 00	0 00	0 00
toward the costs of a fellowship program on the Experience of Art in Society	0 00	765,028 00	382,514 00	0 00	0 00	382,514 00
toward the costs of a program to generate social science research on culture, creativity, and information technology	0 00	99,941 00	99,941 00	0 00	0 00	0 00
Spiderwoman Theater Workshop Inc c/o Liz Dunn Production/Management 526 West 26th Street Suite 821 New York New York 10001						
to support the creation of "Persistence of Memory," a multi-media theater piece by theater artists Muriel Miguel, Lisa Mayo, and Gloria Miguel	0 00	20,000 00	20,000 00	0 00	0 00	0 00

THE ROCKEFELLER FOUNDATION
Identification Number 13-1659629
GRANTS AND EXPENDITURES REPORT

Attachment #2 A
Page 151 of 327

PROGRAM COUNTRY US STATE Grantee Name(s) - Person(s) or Institution(s) Purpose	UNEXPENDED BALANCE AS OF 01-Jan-2000	APPROVED IN 2000	NET EXPENDITURES AS OF Dec-2000	LAPSES (incl cancels & recens) IN 2000	REVERSIONS (incl cancels & recens) IN 2000	UNEXPENDED BALANCE AS OF Dec-2000
CREATIVITY & CULTURE						
UNITED STATES						
NEW YORK						
St Ann Center for Restoration and the Arts Inc PO Box 23619 Brooklyn New York 11202-3619						
to support the creation of "Song Cycle for Puppets," a puppet theater work by artist Janie Geiser and composer Vic Chestnutt	0 00	25,000 00	25,000 00	0 00	0 00	0 00
Stephen Petronio Dance Company 140 Second Ave Suite 504 New York New York 10003						
to support the creation and production of "Strange Attractors Part II," a multi-media dance work by choreographer Stephen Petronio, composer James Lavelle, and artist Anish Kapoor	0 00	25,000 00	25,000 00	0 00	0 00	0 00
Symphony Space 2537 Broadway New York New York 10025-6947						
to support the creation and production of a dance/music/theater piece by composer/performer Laurie Anderson and choreographer David Neumann	0 00	15,000 00	15,000 00	0 00	0 00	0 00
The Asia Society 725 Park Avenue New York New York 10021-5088						
to support the production of "Floating Box A Story In Chinatown," an opera by composer Jason Hwang, librettist Catherine Filloux, and director Jean Randich	0 00	25,000 00	25,000 00	0 00	0 00	0 00
toward the costs of a tour of "Uttar-Priyadarshi (The Final Beatitude)" by the Chorus Repertory Theater, a renowned performance group from Manipur, a remote area in northeast India	0 00	50,000 00	50,000 00	0 00	0 00	0 00
The Drawing Center Inc 35 Wooster Street New York New York 10013						
toward the costs of an exhibition of the works of Brazilian artist, Ana Maria Maiolino	0 00	50,000 00	0 00	0 00	0 00	50,000 00
The Feminist Press, Inc 365 Fifth Avenue Suite 5406 New York, New York 10016						
toward the costs of the series "Women Writing Africa"	0 00	548,000 00	182,666 00	0 00	0 00	365,334 00

THE ROCKEFELLER FOUNDATION
Identification Number 13-1659629
GRANTS AND EXPENDITURES REPORT

Attachment #2 A
Page 152 of 327

PROGRAM COUNTRY US STATE Grantee Name(s) - Person(s) or Institution(s) Purpose	UNEXPENDED BALANCE AS OF 01-Jan-2000	APPROVED IN 2000	NET EXPENDITURES AS OF Dec-2000	LAPSES (incl cancels & recs) IN 2000	REVERSIONS (incl cancels & recs) IN 2000	UNEXPENDED BALANCE AS OF Dec-2000
CREATIVITY & CULTURE						
UNITED STATES						
NEW YORK						
The Foundation for the Study of Independent Social Ideas Inc 310 Riverside Drive, Suite 1201 New York, New York 10025						
toward the costs of publishing a special issue of "Dissent" magazine entitled, "The New Killing Fields"	0 00	86,500 00	86,500 00	0 00	0 00	0 00
The Working Theatre Company Inc 128 East Broadway Box 892 New York, New York 10002						
to support the creation and production of "Abundance," a multi-media theater piece by theater artist Marty Pottenger	0 00	25,000 00	25,000 00	0 00	0 00	0 00
Trisha Brown Dance Company 625 West 55th Street New York, New York 10019						
to support the creation of "Luci Mie Traditrici," a dance opera by choreographer Trisha Brown	0 00	20,000 00	20,000 00	0 00	0 00	0 00
toward the costs of activities and performances marking the 30th anniversary of the company	0 00	80,000 00	80,000 00	0 00	0 00	0 00
Women's World Organization for Rights Literature and Development 208 West 30th Street #901 New York New York 10001						
to support the development of an organizational strategy and plan	0 00	100,000 00	100,000 00	0 00	0 00	0 00
World Conference on Religion and Peace 777 United Nations Plaza New York, New York 10017						
toward the costs of its religion and civil society program	0 00	1,270,000 00	595,000 00	0 00	0 00	675,000 00
World Music Institute 49 West 27th St , #810 New York, New York 10001						
to support the creation and production of "From Rajasthan to Andalusia," a dance and music work by choreographers/performers Antonio El Pipa, Arnaud Azzouz, Bachu Khan, and Sayetri Saperi	0 00	20,000 00	20,000 00	0 00	0 00	0 00

THE ROCKEFELLER FOUNDATION
Identification Number 13-1659629
GRANTS AND EXPENDITURES REPORT

Attachment #2 A
Page 153 of 327

PROGRAM COUNTRY US STATE Grantee Name(s) - Person(s) or Institution(s) Purpose	UNEXPENDED BALANCE AS OF 01-Jan-2000	APPROVED IN 2000	NET EXPENDITURES AS OF Dec-2000	LAPSES (Incl cancels & recs) IN 2000	REVERSIONS (Incl cancels & recs) IN 2000	UNEXPENDED BALANCE AS OF Dec-2000
CREATIVITY & CULTURE						
UNITED STATES						
NORTH CAROLINA						
National Humanities Center P O Box 12256 Research Triangle Park North Carolina 27709						
toward the costs of an annual award for humanistic achievement in information technology	0 00	500,000 00	100,000 00	0 00	0 00	400,000 00
PENNSYLVANIA						
Brandywine Graphic Workshop 730 S Broad Street Philadelphia Pennsylvania 19146-1622						
toward the costs of the exhibition, "Hidden Images Cuban Contemporary Graphic Art"	0 00	25,000 00	25,000 00	0 00	0 00	0 00
Carnegie Institute 4400 Forbes Avenue Pittsburgh, Pennsylvania 15213-4080						
toward the costs of the exhibition, "Popular CultureS Installations by Michael Parekowhai, Ravinder Reddy, and Yinka Shonibare," at The Andy Warhol Museum	0 00	35,000 00	35,000 00	0 00	0 00	0 00
Mattress Factory 500 Sampsonia Way Pittsburgh, Pennsylvania 15212-4444						
toward the costs of the exhibition, "Visual Sound," an exhibition by nine artists who work with sound as a primary component of their installation work	0 00	50,000 00	50,000 00	0 00	0 00	0 00
Painted Bride Art Center 230 Vine Street Philadelphia Pennsylvania 19106						
to support the creation and production of "Dogon PM," a multi-media performance work by writer/director Homer Jackson, composer Douglas Ewart, composer Mogauwane Mahloele, media artist Lloyd Lawrence, and choreographer Sabela Grimes	0 00	20,000 00	20,000 00	0 00	0 00	0 00
TEXAS						
Hyde Park Theatre-Frontera Productions 2832 East Martin Luther King Blvd Suite 104 Austin, Texas 78702						
to support the production of "con flama," a theater work by playwright Sharon Bridgforth, director Laurie Carlos, and composer Lourdes Perez	0 00	20,000 00	20,000 00	0 00	0 00	0 00

THE ROCKEFELLER FOUNDATION
Identification Number 13-1659629
GRANTS AND EXPENDITURES REPORT

Attachment #2 A
Page 154 of 327

PROGRAM COUNTRY US STATE Grantee Name(s) - Person(s) or Institution(s) Purpose	UNEXPENDED BALANCE AS OF 01-Jan-2000	APPROVED IN 2000	NET EXPENDITURES AS OF Dec-2000	LAPSES (incl cancels & recs) IN 2000	REVERSIONS (incl cancels & recs) IN 2000	UNEXPENDED BALANCE AS OF Dec-2000
CREATIVITY & CULTURE						
UNITED STATES						
TEXAS						
Jump Start Performance Company 108 Blue Star San Antonio Texas 78204						
toward the creation and production of "To My Chagrin," a solo performance work by writer/performer Peggy Shaw and composer Vivian Stoll	0 00	20,000 00	20,000 00	0 00	0 00	0 00
Mexico-North Research Network Inc 318 W Houston Street, Suite 220 San Antonio Texas 78205						
toward the costs of facilitating community participation in the planning of a project directed toward understanding and conserving the cultural, linguistic, and biological diversity of the Sierra Tarahumara region of northern Mexico	0 00	66,000 00	66,000 00	0 00	0 00	0 00
National Association of Latino Arts and Culture 1300 Guadalupe Street San Antonio Texas 78207						
toward the costs of planning and convening the third national conference on Latino arts and culture, "Muchas Culturas/Un Pueblo"	0 00	50,000 00	50,000 00	0 00	0 00	0 00
WASHINGTON						
Grantmakers in the Arts 604 West Galer Street Seattle, Washington 98119-3253						
toward the costs of its 2000-2001 activities	0 00	15,000 00	15,000 00	0 00	0 00	0 00
Seattle Art Museum P O Box 22000 Seattle Washington 98122-2902						
toward the costs of the exhibition, "Treasures of a Lost Civilization Ancient Chinese Art From Sichuan"	0 00	100,000 00	100,000 00	0 00	0 00	0 00
Seattle Children's Theatre Association 2nd Avenue N & Thomas Street POB 9640 Seattle Washington 98109-0640						
toward the creation and production of "Mask of the Unicorn Warrior," a theater work by playwright Y York and director Linda Hartzell	0 00	20,000 00	20,000 00	0 00	0 00	0 00

THE ROCKEFELLER FOUNDATION
Identification Number 13-1659629
GRANTS AND EXPENDITURES REPORT

Attachment #2 A
Page 155 of 327

PROGRAM COUNTRY US STATE Grantee Name(s) - Person(s) or Institution(s) Purpose	UNEXPENDED BALANCE AS OF 01-Jan-2000	APPROVED IN 2000	NET EXPENDITURES AS OF Dec-2000	LAPSES (incl cancels & recs)	REVERSIONS (incl cancels & recs)	UNEXPENDED BALANCE AS OF Dec-2000
CREATIVITY & CULTURE						
UNITED STATES						
WASHINGTON, DC						
American Library Association 1301 Pennsylvania Avenue, NW Suite 403 Washington Washington DC 20004						
toward the costs of a forum on "Digital Technology, Information Policy, and the Future of Libraries"	0 00	100,000 00	100,000 00	0 00	0 00	0 00
Center for Arts and Culture 401 F Street, NW Suite 334 Washington Washington DC 20001						
toward the costs of ongoing activities	0 00	100,000 00	100,000 00	0 00	0 00	0 00
toward the costs of ongoing activities	0 00	200,000 00	0 00	0 00	0 00	200,000 00
National Association of Artists' Organizations 1718 M Street N W PMB #239 Washington Washington DC 20004						
toward the costs of the 12th National Conference on Defying Artistic Isolation, Leadership Development, and Operational Systems	0 00	75,000 00	75,000 00	0 00	0 00	0 00
Smithsonian Institution 1000 Jefferson Drive S W Room 205 - MRC 016 Washington Washington DC 20560						
toward the costs of Phase II project development of the exhibition, "A More Perfect Union" on Japanese Americans during World War II, at the Asian Pacific American Studies Program	0 00	50,000 00	50,000 00	0 00	0 00	0 00
toward the pilot phase of "Smithsonian WorldMusicNet.Com," a project to promote musical and cultural heritage around the world through the use of digital technologies	0 00	250,000 00	250,000 00	0 00	0 00	0 00
The Conservancy for Tibetan Art and Culture 1825 Eye Street N W Suite 400 Washington, Washington DC 20006						
toward the costs of Tibetan-American participation in "Tibetan Culture Beyond the Land of Snows," a centerpiece of the Year 2000 Smithsonian Folklife Festival	0 00	50,000 00	50,000 00	0 00	0 00	0 00

THE ROCKEFELLER FOUNDATION
Identification Number 13-1659629
GRANTS AND EXPENDITURES REPORT

Attachment #2 A
Page 156 of 327

PROGRAM COUNTRY US STATE Grantee Name(s) - Person(s) or Institution(s) Purpose	UNEXPENDED BALANCE AS OF 01-Jan-2000	APPROVED IN 2000	NET EXPENDITURES AS OF Dec-2000	LAPSES (incl cancels & recons) IN 2000	REVERSIONS (incl cancels & recons) IN 2000	UNEXPENDED BALANCE AS OF Dec-2000
CREATIVITY & CULTURE						
UNITED STATES						
WASHINGTON, DC						
The Urban Institute						
2100 M Street N W						
Washington Washington DC 20037						
toward the costs of the Arts and Culture Indicators in Community Building Project III	0 00	753,984 00	376,992 00	0 00	0 00	376,992 00
toward the costs of the new media component of the "Study on Support Mechanisms for Artists in the United States"	0 00	100,000 00	100,000 00	0 00	0 00	0 00
Trustees of the Corcoran Gallery of Art						
500 Seventeenth Stret N W						
Washington Washington, DC 20006-4804						
toward the costs of the CANVAS project, to build community among at-risk youth in Washington, D C	0 00	60,000 00	30,000 00	0 00	0 00	30,000 00
GENERAL - FOUNDATION ADMINISTERED PROJECTS						
for a service arrangement with National Video Resources to manage the Film/Video/Multimedia Fellowships program and its communications initiative	0 00	277,506 00	277,506 00	0 00	0 00	0 00
for activities of Grantmakers in Film and Electronic Media	0 00	15,000 00	15,000 00	0 00	0 00	0 00
for costs incurred in connection with the 2000 MAP fund	0 00	64,000 00	55,520 24	0 00	0 00	8,479 76
TOTAL 156 - CREATIVITY & CULTURE	0 00	15,835,661 00	10,041,509 24	0 00	0 00	5,794,151 76

THE ROCKEFELLER FOUNDATION
Identification Number 13-1659629
GRANTS AND EXPENDITURES REPORT

Attachment #2 A
Page 157 of 327

PROGRAM COUNTRY US STATE Grantee Name(s) - Person(s) or Institution(s) Purpose	UNEXPENDED BALANCE AS OF 01-Jan-2000	APPROVED IN 2000	NET EXPENDITURES AS OF Dec-2000	LAPSES (incl cancels & recs) IN 2000	REVERSIONS (incl cancels & recs) IN 2000	UNEXPENDED BALANCE AS OF Dec-2000
EDUCATION FOR DEVELOPMENT						
GENERAL - FOUNDATION ADMINISTERED PROJECTS						
 review of the University Development/Education for Development Program	4,035 19	0 00	0 00	0 00	0 00	4,035 19
 TOTAL 1 - EDUCATION FOR DEVELOPMENT	4,035 19	0 00	0 00	0 00	0 00	4,035 19

THE ROCKEFELLER FOUNDATION
Identification Number 13-1659629
GRANTS AND EXPENDITURES REPORT

Attachment #2 A
Page 158 of 327

PROGRAM COUNTRY US STATE Grantee Name(s) - Person(s) or Institution(s) Purpose	UNEXPENDED BALANCE AS OF 01-Jan-2000	APPROVED IN 2000	NET EXPENDITURES AS OF Dec-2000	LAPSES (incl cancels & recs) IN 2000	REVERSIONS (incl cancels & recs) IN 2000	UNEXPENDED BALANCE AS OF Dec-2000
EQUAL OPPORTUNITY						
UNITED KINGDOM						
Institute of Development Studies University of Sussex Brighton, BN1 9RE United Kingdom						
to bring together at the Bellagio Study and Conference Center key researchers to clarify the theoretical and methodological foundations of value chain analysis and discuss its utility as a device to promote understanding of global economic integration	0 00	48,100 00	48,100 00	0 00	0 00	0 00
UNITED STATES						
CALIFORNIA						
BSR Education Fund Inc 609 Mission Street 2nd Floor San Francisco California 94105						
to assist employers in developing career advancement strategies in the retail sector through the development of an issue brief and a how-to guide	0 00	150,000 00	100,000 00	0 00	0 00	50,000 00
East Bay Asian Local Development Corporation 310 Eighth Street Suite 200 Oakland, California 94607						
toward its CIRCLES project, a wage-based employment program for limited-English speaking public assistance recipients	0 00	75,000 00	75,000 00	0 00	0 00	0 00
Public Advocates 1535 Mission Street San Francisco California 94103-2500						
to support capacity building, planning and program development for its project, the Latino Coalition for a Healthy California	50,000 00	0 00	50,000 00	0 00	0 00	0 00
San Francisco State University 1600 Holloway Avenue San Francisco California 94132						
to support management information system development and program evaluation activities for San Francisco's wage-based community service jobs initiatives	0 00	98,442 00	98,442 00	0 00	0 00	0 00
Urban Strategies Council 672 13th Street Suite 200 Oakland California 94612						
to support the National Community Building Network's communications and data dissemination activities	0 00	0 00	-100 00	0 00	100 00	0 00

THE ROCKEFELLER FOUNDATION
Identification Number 13-1659629
GRANTS AND EXPENDITURES REPORT

Attachment #2 A
Page 159 of 327

PROGRAM COUNTRY US STATE Grantee Name(s) - Person(s) or Institution(s) Purpose	UNEXPENDED BALANCE AS OF 01-Jan-2000	APPROVED IN 2000	NET EXPENDITURES AS OF Dec-2000	LAPSES (incl cancels & recs) IN 2000	REVERSIONS (incl cancels & recs) IN 2000	UNEXPENDED BALANCE AS OF Dec-2000
EQUAL OPPORTUNITY						
UNITED STATES						
CONNECTICUT						
New Haven Public Schools 54 Meadow Street Gateway Administration Offices New Haven Connecticut 06519						
to deepen and institutionalize the School Development Program (SDP) districtwide	0 00	75,000 00	75,000 00	0 00	0 00	0 00
 Yale University Woodbridge Hall 105 Wall Street New Haven Connecticut 06510						
for a final grant to strengthen the Yale Child Study Center's organizational capacity to deepen and sustain implementation of the School Development Program (SDP) in urban school districts and schools and share SDP lessons with practitioners and policymakers	0 00	1,838,636 00	1,838,636 00	0 00	0 00	0 00
 MAINE						
Bowdoin College 5700 College Station Brunswick Maine 04011						
to support a research project entitled "Squeezed between a rock and a hard place: Changes in employment practices in the hosiery industry"	37 500 00	0 00	37,500 00	0 00	0 00	0 00
 MARYLAND						
Enterprise Foundation American City Building 10227 Wincopin Circle, Suite 500 Columbia Maryland 21044						
for continued support of the efforts of community development corporations in helping inner-city communities achieve sustainable social and economic self-sufficiency through development of local leadership and investment in tangible capital assets	250,000 00	0 00	250,000 00	0 00	0 00	0 00
 MASSACHUSETTS						
Massachusetts Association of Community Development Corporations 99 Chauncy Street Boston, Massachusetts 02111						
to support its Community Organizing Demonstration Program to improve the relationships between community development corporations and their constituencies	60,000 00	0 00	60,000 00	0 00	0 00	0 00

THE ROCKEFELLER FOUNDATION
Identification Number 13-1659629
GRANTS AND EXPENDITURES REPORT

Attachment #2 A
Page 160 of 327

PROGRAM COUNTRY US STATE Grantee Name(s) - Person(s) or Institution(s) Purpose	UNEXPENDED BALANCE AS OF 01-Jan-2000	APPROVED IN 2000	NET EXPENDITURES AS OF Dec-2000	LAPSES (incl cancels & recons) IN 2000	REVERSIONS (incl cancels & recons) IN 2000	UNEXPENDED BALANCE AS OF Dec-2000
EQUAL OPPORTUNITY						
UNITED STATES						
MASSACHUSETTS						
The ICA Group Incorporated 1 Harvard Street Brookline Massachusetts 02445						
to support the development of a network of staffing service companies to assist unemployed and underemployed people into quality jobs	0 00	150,000 00	75,000 00	0 00	0 00	75,000 00
YouthBuild USA, Inc 58 Day Street P O Box 440332 Somerville Massachusetts 02144						
to hire a project director to develop a system for career and business development	0 00	75,000 00	75,000 00	0 00	0 00	0 00
MICHIGAN						
School District City of Flint 923 East Kearsley Street Flint Michigan 48503-1900						
to evaluate the process, impact, and effectiveness of the Flint Community Schools system-wide reform efforts	0 00	513,266 00	185,203 00	0 00	0 00	328,063 00
to help Flint Community Schools connect district level reform policy to school practice by planning and implementing systems that improve teaching and learning district wide	0 00	1,334,966 00	457,020 00	0 00	0 00	877,946 00
Wayne State University Detroit Michigan 48202						
toward the costs of a study on the effects of major automotive manufacturers' workplace strategies on lower-skilled production workers	0 00	100,000 00	100,000 00	0 00	0 00	0 00
NEW YORK						
Cornell University Day Hall Ithaca, New York 14853						
to support the dissemination of a study of the "New Media" workforce that will contribute to current debates about the effects of information technology, flexibility and new work organizations on skill development and work/life issues	0 00	25,500 00	25,500 00	0 00	0 00	0 00
Local Initiatives Support Corporation 733 Third Avenue 8th Floor New York New York 10017-3204						
for general support	250,000 00	0 00	250,000 00	0 00	0 00	0 00

THE ROCKEFELLER FOUNDATION
Identification Number 13-1659629
GRANTS AND EXPENDITURES REPORT

Attachment #2 A
Page 161 of 327

PROGRAM COUNTRY US STATE Grantee Name(s) - Person(s) or Institution(s) Purpose	UNEXPENDED BALANCE AS OF 01-Jan-2000	APPROVED IN 2000	NET EXPENDITURES AS OF Dec-2000	LAPSES (incl cancels & recs) IN 2000	REVERSIONS (incl cancels & recs) IN 2000	UNEXPENDED BALANCE AS OF Dec-2000
EQUAL OPPORTUNITY						
UNITED STATES						
NEW YORK						
Long Island University University Center Brookville, New York 11548						
to enable its C W Post School of Education, the Comer School Development Program and the Westbury School District to continue their collaboration in implementing a school improvement initiative in the Westbury School District	147,998 00	0 00	147,998 00	0 00	0 00	0 00
Manpower Demonstration Research Corporation 16 East 34th Street New York New York 10016-4326						
for site activities of its Jobs-Plus, Neighborhood Jobs Initiatives, and Connections to Work Initiatives	511 42	0 00	0 00	0 00	0 00	511 42
New School University 66 West 12th Street New York New York 10011						
to support its Robert J. Milano Graduate School of Management and Urban Policy's Capital Markets Access Program, which provides financial technical assistance to nonprofit community and economic development initiatives	0 00	75,000 00	75,000 00	0 00	0 00	0 00
to support the strategic planning and development process of the Nonprofit Management Program of its Milano School of Management and Urban Policy	150,000 00	0 00	150,000 00	0 00	0 00	0 00
New York University 70 Washington Square South New York, New York 10012						
to enable its Institute for Education and Social Policy to study emerging charter schools in New York City with regard to finance, accountability and school supports	100,000 00	0 00	0 00	0 00	0 00	100,000 00
Puerto Rican Legal Defense and Education Fund 99 Hudson Street 14th floor New York, New York 10013-2872						
to continue support for Basic Rights litigation, advocacy, and technical assistance activities	0 00	600,000 00	200,000 00	0 00	0 00	400,000 00
NORTH CAROLINA						
University of North Carolina at Chapel Hill CB #3210 Hamilton Hall Chapel Hill, North Carolina 27599						
to study the effect of district context on the implementation of the School Development Program	0 00	0 00	-16,107 84	0 00	0 00	16,107 84

THE ROCKEFELLER FOUNDATION
Identification Number 13-1659629
GRANTS AND EXPENDITURES REPORT

Attachment #2 A
Page 162 of 327

PROGRAM COUNTRY US STATE Grantee Name(s) - Person(s) or Institution(s) Purpose	UNEXPENDED BALANCE AS OF 01-Jan-2000	APPROVED IN 2000	NET EXPENDITURES AS OF Dec-2000	LAPSES (Incl cancels & recs) IN 2000	REVERSIONS (Incl cancels & recs) IN 2000	UNEXPENDED BALANCE AS OF Dec-2000
EQUAL OPPORTUNITY						
UNITED STATES						
PENNSYLVANIA						
Public/Private Ventures One Commerce Square 2005 Market St Suite 900 Philadelphia Pennsylvania 19103						
to complete the documentation of the design and operation of Philadelphia's Transitional Work Corporation, and to distribute the report to policymakers and practitioners	0 00	15,900 00	15,900 00	0 00	0 00	0 00
to support the innovation grants component of the Working Venture Initiative, which aims to improve the performance of workforce development organizations	0 00	300,000 00	300,000 00	0 00	0 00	0 00
University of Pennsylvania Philadelphia Pennsylvania 19104-6380						
to support a research project entitled "The quality of jobs and mobility opportunities for customer service and sales workers"	37,500 00	0 00	37,500 00	0 00	0 00	0 00
TENNESSEE						
Council of Community Services Nashville and Davidson County 2012 21st Avenue South Nashville, Tennessee 37212						
to support the community organizing activities of the Nashville Jobs Partnership, a project of Its Neighborhood Resource Center	66,667 00	0 00	0 00	0 00	0 00	66,667 00
TEXAS						
211 East Seventh Street Austin Texas 78701-3281						
toward a study of the teacher development system in the San Antonio Independent School District	0 00	0 00	-58 12	0 00	58 12	0 00
WASHINGTON						
Economic Opportunity Institute 2400 N 45th Street Suite 101 Seattle, Washington 98103						
toward general support for research, policy and advocacy to improve the economic security and well-being of low-income households in Washington State	0 00	150,000 00	150,000 00	0 00	0 00	0 00

THE ROCKEFELLER FOUNDATION
Identification Number 13-1659629
GRANTS AND EXPENDITURES REPORT

Attachment #2 A
Page 163 of 327

PROGRAM COUNTRY US STATE Grantee Name(s) - Person(s) or Institution(s) Purpose	UNEXPENDED BALANCE AS OF 01-Jan-2000	APPROVED IN 2000	NET EXPENDITURES AS OF Dec-2000	LAPSES (incl canc & recens) IN 2000	REVERSIONS (incl canc & recens) IN 2000	UNEXPENDED BALANCE AS OF Dec-2000
EQUAL OPPORTUNITY						
UNITED STATES						
WASHINGTON DC Center for Law and Social Policy 1616 P Street NW Suite 150 Washington Washington DC 20036						
to support technical assistance, policy analysis and practitioner exchanges aiming to improve the scale and impact of community service jobs programs serving poor and excluded people	0 00	87,500 00	87,500 00	0 00	0 00	0 00
Children's Defense Fund 25 E Street NW Washington, Washington DC 20001						
to continue general support for its efforts to improve public policies affecting children	300,000 00	0 00	300,000 00	0 00	0 00	0 00
Institute for Women's Policy Research 1707 L Street NW Suite 750 Washington Washington DC 20036						
to support two ongoing policy projects -- one examining the education and training opportunities actually available to women attempting to move off welfare in seven states, and one providing technical assistance and policy analysis support to local groups promoting unemployment insurance reform	0 00	80,000 00	80,000 00	0 00	0 00	0 00
National Asian Pacific American Legal Consortium 1140 Connecticut Ave , NW Suite 1200 Washington Washington DC 20036						
to continue support for its litigation, advocacy, and technical assistance activities	200,000 00	0 00	200,000 00	0 00	0 00	0 00
National Council of La Raza 1111 19th St NW Suite 1000 Washington, Washington DC 20036						
to support its efforts to build a strong foundation of individual constituents through a direct-mail marketing and membership campaign	80,000 00	0 00	80,000 00	0 00	0 00	0 00
National League of Cities Institute 1301 Pennsylvania Ave NW Washington Washington DC 20004						
to support its City Outreach to Working Families project that seeks to increase access of low-income working families to essential income support, health insurance coverage, and nutritional assistance	0 00	25,000 00	25,000 00	0 00	0 00	0 00

THE ROCKEFELLER FOUNDATION
Identification Number 13-1659629
GRANTS AND EXPENDITURES REPORT

Attachment #2 A
Page 164 of 327

PROGRAM COUNTRY US STATE Grantee Name(s) - Person(s) or Institution(s) Purpose	UNEXPENDED BALANCE AS OF 01-Jan-2000	APPROVED IN 2000	NET EXPENDITURES AS OF Dec-2000	LAPSES (incl canc & recens) IN 2000	REVERSIONS (incl canc & recens) IN 2000	UNEXPENDED BALANCE AS OF Dec-2000
EQUAL OPPORTUNITY						
UNITED STATES						
WASHINGTON DC The Aspen Institute, Inc One Dupont Circle, NW Suite 700 Washington, Washington DC 20036-1133						
to support the ongoing work of its Domestic Strategy Group	0 00	50,000 00	50,000 00	0 00	0 00	0 00
 The Urban Institute 2100 M Street, N W Washington Washington, DC 20037						
to support the planning and launching of a community-building policy center	250,000 00	0 00	0 00	0 00	0 00	250,000 00
 The Welfare to Work Partnership 1250 Connecticut Ave, N W Suite 610 Washington, Washington DC 20036 2603						
to support the first year activities of the New York City Workforce Source, its workforce development project in partnership with the New York City Employment and Training Coalition, which connects providers of job training services and key employers in targeted industry sectors	0 00	150,000 00	150,000 00	0 00	0 00	0 00
 Thomas Toch 4413 Windom Place NW Washington DC 20016						
to enable him to write a book on The Edison Project and the Emerging Marketplace in American Public Education	15,000 00	0 00	15,000 00	0 00	0 00	0 00
GENERAL - FOUNDATION ADMINISTERED PROJECTS						
for a symposium to consider the Rockefeller Foundation's investment in the School Development Program (SDP) and the lessons for philanthropic support of school reform initiatives, and for dissemination of the findings of key SDP researchers and evaluators	0 00	465,863 00	9,087 99	0 00	0 00	456,775 01
 to support a series of efforts to deepen the Foundation's understanding of the local governance structure and political environment in each of about twelve cities in which the Foundation supports a jobs initiative	85,100 00	0 00	0 00	0 00	0 00	85,100 00
 toward activities associated with the development of a project forum for the Foundation's National Conversation on Race initiative and to broaden the Foundation's knowledge and contacts among Native American and Southwestern Latino scholars and activists	20,000 00	0 00	0 00	0 00	0 00	20,000 00
 toward administrative costs associated with a feasibility study for a new investment strategy for nonprofit job placement and training providers	5,655 41	0 00	2,827 71	0 00	0 00	2,827 70

THE ROCKEFELLER FOUNDATION
Identification Number 13-1659629
GRANTS AND EXPENDITURES REPORT

Attachment #2 A
Page 165 of 327

PROGRAM COUNTRY US STATE Grantee Name(s) - Person(s) or Institution(s) Purpose	UNEXPENDED BALANCE AS OF 01-Jan-2000	APPROVED IN 2000	NET EXPENDITURES AS OF Dec-2000	LAPSES (incl canc & recens) IN 2000	REVERSIONS (incl canc & recens) IN 2000	UNEXPENDED BALANCE AS OF Dec-2000
EQUAL OPPORTUNITY						
GENERAL - FOUNDATION ADMINISTERED PROJECTS						
toward administrative costs associated with a study of the implementation of the State of Washington's Community Jobs program	2,074 33	0 00	0 00	0 00	0 00	2,074 33
toward administrative costs associated with an exploration of how to build the local capacity necessary to create effective employment pipelines from poor neighborhoods	47,497 53	0 00	19,519 47	0 00	0 00	27,978 06
toward administrative costs associated with an exploration to improve the effectiveness and reach of employment and training organizations	76,977 97	0 00	57,496 00	0 00	0 00	19,481 97
toward administrative costs associated with assisting the four Building District Infrastructures for Professional Development sites to develop and use site-level theories of change and to develop tools to assess the overall effectiveness of the Rockefeller Foundation investments in each district	19,964 40	0 00	7,703 73	0 00	0 00	12,260 67
toward administrative costs associated with closeout activities of the Democracy Roundtables Initiative	16,434 15	0 00	8,089 14	0 00	0 00	8,345 01
toward administrative costs associated with communications activities for the RF Initiative to Increase Employment for Inner-City Residents	172,089 99	0 00	83,219 75	0 00	0 00	88,870 24
toward administrative costs associated with communications activities for the RF Initiative to Increase Employment for Inner-City Residents	56,783 74	0 00	48,298 93	0 00	0 00	8,484 81
toward administrative costs associated with Spreading the Comer School Development Program and Philosophy	18,337 52	0 00	11,974 01	0 00	6,363 51	0 00
toward administrative costs associated with the advancement of a partnership between the Mills Corporation and the Rockefeller Foundation to enable residents of poor urban communities to get training, supports and access to career-track jobs in Mills malls	0 00	35,000 00	0 00	0 00	0 00	35,000 00
toward administrative costs associated with the Democracy Roundtables Initiative to promote democratic renewal and increase the sense of common purpose in the United States	17,768 08	0 00	16,456 96	0 00	0 00	1,311 12
toward administrative costs associated with the development of a partnership between the Mills Corporation and the Rockefeller Foundation to learn how residents of poor urban communities can get training, support, and access to career-track jobs in Mills malls	0 00	100,000 00	86,000 00	0 00	0 00	14,000 00

THE ROCKEFELLER FOUNDATION
Identification Number 13-1659629
GRANTS AND EXPENDITURES REPORT

Attachment #2 A
Page 166 of 327

PROGRAM COUNTRY US STATE Grantee Name(s) - Person(s) or Institution(s) Purpose	UNEXPENDED BALANCE AS OF 01-Jan-2000	APPROVED IN 2000	NET EXPENDITURES AS OF Dec-2000	LAPSES (incl canc & recens) IN 2000	REVERSIONS (incl canc & recens) IN 2000	UNEXPENDED BALANCE AS OF Dec-2000
EQUAL OPPORTUNITY						
GENERAL - FOUNDATION ADMINISTERED PROJECTS						
toward administrative costs associated with the dissemination of a report on the program review and evaluation of the Basic Rights portfolio	3,711 00	0 00	3,711 00	0 00	0 00	0 00
toward administrative costs associated with the Future of Work Initiative	6,580 32	0 00	0 00	0 00	0 00	6,580 32
toward administrative costs associated with the Future of Work initiative	22,401 68	0 00	820 05	0 00	0 00	21,581 63
toward administrative costs associated with the Initiative	74,502 38	0 00	59,242 36	0 00	0 00	15,260 02
toward administrative costs associated with the planning and convening of a Bellagio Center team residency to develop implementation plans for the Foundation's National Conversation on Race Initiative	2,728 68	0 00	2,186 20	0 00	0 00	542 48
toward administrative costs associated with the program review and evaluation of the Basic Rights portfolio and the development of a communication strategy on racial discourse	32,275 96	0 00	17,973 91	0 00	0 00	14,302 05
toward administrative costs associated with the program review and evaluation of the Basic Rights portfolio	17,639 00	0 00	14,039 00	0 00	0 00	3,600 00
toward administrative costs associated with the RF Initiative to Increase Employment for Inner-city Residents	8,171 28	0 00	6,693 48	0 00	0 00	1,477 80
toward administrative costs associated with the RF Initiative to Increase Employment for Inner-City Residents	2,000 00	0 00	0 00	0 00	0 00	2,000 00
toward administrative costs associated with the RF Initiative to Increase Employment for Inner-city Residents	19,597 17	0 00	12,103 92	0 00	0 00	7,493 25
toward administrative costs associated with the Rockefeller Foundation Initiative to Increase Employment for Inner-City Residents	0 00	38,000 00	29,793 57	0 00	0 00	8,206 43
toward administrative costs associated with the Rockefeller Foundation Initiative to Increase Employment for Inner-City Residents	0 00	150,000 00	131,759 58	0 00	0 00	18,240 42

THE ROCKEFELLER FOUNDATION
 Identification Number 13-1659629
 GRANTS AND EXPENDITURES REPORT

Attachment #2 A
 Page 167 of 327

PROGRAM COUNTRY US STATE Grantee Name(s) - Person(s) or Institution(s) Purpose	UNEXPENDED BALANCE AS OF 01-Jan-2000	APPROVED IN 2000	NET EXPENDITURES AS OF Dec-2000	LAPSES (incl canc & recens) IN 2000	REVERSIONS (incl canc & recens) IN 2000	UNEXPENDED BALANCE AS OF Dec-2000
EQUAL OPPORTUNITY						
GENERAL - FOUNDATION ADMINISTERED PROJECTS						
toward administrative expenses associated with hosting meetings on non-profit employment providers	2,325 91	0 00	1,162 96	0 00	0 00	1,162 95
TOTAL 69 - EQUAL OPPORTUNITY	2,725,792 92	6,806,173 00	6,478,192 76	0 00	6,521 63	3,047,251 53

THE ROCKEFELLER FOUNDATION
Identification Number 13-1659629
GRANTS AND EXPENDITURES REPORT

Attachment #2 A
Page 168 of 327

PROGRAM COUNTRY US STATE Grantee Name(s) - Person(s) or Institution(s) Purpose	UNEXPENDED BALANCE AS OF 01-Jan-2000	APPROVED IN 2000	NET EXPENDITURES AS OF Dec-2000	LAPSES (incl canc & recens) IN 2000	REVERSIONS (incl canc & recens) IN 2000	UNEXPENDED BALANCE AS OF Dec-2000
FOOD SECURITY						
AUSTRALIA						
Center for the Application of Molecular Biology to International Agriculture GPO Box 3200 Canberra, 2601 Australia						
for the adaptation, optimization, and provision of microarray-based technologies for marker-assisted selection of maize germplasm for Striga resistance	0 00	100,000 00	100,000 00	0 00	0 00	0 00
to develop and disseminate new technologies for genetic analysis and its application to rice breeding	0 00	50,000 00	0 00	0 00	0 00	50,000 00
AUSTRIA						
United Nations Industrial Development Organization (UNIDO) Vienna Austria						
for the further development and dissemination of an interactive computerized decision support system for assessing risks arising from the use of genetically modified crop plants	0 00	47,460 00	47,460 00	0 00	0 00	0 00
BRAZIL						
Empresa Brasileira de Pesquisa Agropecuária SAIN - Parque rural Caixa Postal 04-0315 Brasília, D F , 70770-901 Brazil						
for use by Embrapa Milho e Sorgo toward the costs of conducting two training workshops on the theme "Improving phosphorous acquisition efficiency in marginal soils in Sahelian west Africa and southern Africa"	0 00	102,984 00	102,984 00	0 00	0 00	0 00
CANADA						
University of Ottawa 550 Cumberland P O Box 450 Stn A Ottawa K1N 6N5 Canada						
to develop and test transgenic rice lines with enhanced tolerance to environmental stresses such as drought and saline soil conditions	0 00	50,000 00	50,000 00	0 00	0 00	0 00
to undertake research and conduct biosafety assessments of transgenic crops with new genes for insect resistance	0 00	70,000 00	70,000 00	0 00	0 00	0 00

THE ROCKEFELLER FOUNDATION
Identification Number 13-1659629
GRANTS AND EXPENDITURES REPORT

Attachment #2 A
Page 169 of 327

PROGRAM COUNTRY US STATE Grantee Name(s) - Person(s) or Institution(s) Purpose	UNEXPENDED BALANCE AS OF 01-Jan-2000	APPROVED IN 2000	NET EXPENDITURES AS OF Dec-2000	LAPSES (incl cancels & recans) IN 2000	REVERSIONS (incl cancels & recans) IN 2000	UNEXPENDED BALANCE AS OF Dec-2000
FOOD SECURITY						
CHINA						
China National Rice Research Institute 359 Tiyuchang Road Hangzhou 310 006 China						
for use by its Research Library for the purchase of journals and periodicals	0 00	50,000 00	50,000 00	0 00	0 00	0 00
Fudan University 220 Han Dan Road Shanghai 200 433 China						
for use by its Baoshan Agrobiotechnological Center for research to improve rice yield potential through tetraploidization and dihaploidization	0 00	20,000 00	20,000 00	0 00	0 00	0 00
Zhejiang Agricultural University 288 Kaixuan Road Hangzhou, 310 029 China						
for breeding, safety evaluation, and insect resistance management for rice modified to express an insecticidal protein from the bacterium Bacillus thuringiensis	0 00	80,000 00	35,000 00	0 00	0 00	45,000 00
COLOMBIA						
Centro Internacional de Agricultura Tropical Apartado Aéreo 6713 Rectoría Cali-Palmira, Km 17 Cali, Colombia						
for research on the molecular mapping of genes conferring resistance to the cassava mosaic disease	0 00	321,000 00	115,000 00	0 00	0 00	206,000 00
to support ongoing research using advanced biotechnologies to produce more resilient and higher yielding rice varieties for Latin America	0 00	160,000 00	160,000 00	0 00	0 00	0 00
toward the costs of research conducted in collaboration with national agricultural research organizations on genetic improvement of bush and climbing beans for smallholder production in Africa	0 00	449,000 00	136,290 00	0 00	0 00	312,710 00
COSTA RICA						
Agricultural College of the Humid Tropical Region Apdo Postal 4442-1000 San Jose, Costa Rica						
to strengthen collaborative relationships between the college and Makerere University in Uganda through exchange of students and faculty, initiation of joint research projects in sustainable agriculture, and through innovations in learning, teaching, and community development	0 00	350,000 00	13,615 00	0 00	0 00	336,385 00

THE ROCKEFELLER FOUNDATION
Identification Number 13-1659629
GRANTS AND EXPENDITURES REPORT

Attachment #2 A
Page 170 of 327

PROGRAM COUNTRY US STATE Grantee Name(s) - Person(s) or Institution(s) Purpose	UNEXPENDED BALANCE AS OF 01-Jan-2000	APPROVED IN 2000	NET EXPENDITURES AS OF Dec-2000	LAPSES (incl cancels & recs) IN 2000	REVERSIONS (incl cancels & recs) IN 2000	UNEXPENDED BALANCE AS OF Dec-2000
FOOD SECURITY						
CÔTE D'IVOIRE						
West Africa Rice Development Association 01 BP 2551 Bouake 01 Côte d'Ivoire						
for research, in collaboration with Cornell University and the Institute of Agricultural Research for Development, Cameroon, on the development of molecular markers for resistance to rice yellow mottle virus	0 00	55,000 00	0 00	0 00	0 00	55,000 00
to strengthen rice biotechnology research, including the use of anther culture to produce interspecific hybrids between Asian and African rice	0 00	205,850 00	205,850 00	0 00	0 00	0 00
toward project costs for building west African capacity in rice breeding research	0 00	380,100 00	0 00	0 00	0 00	380,100 00
toward the costs of a project to develop farmer participatory approaches to technology development and dissemination in Mali and Nigeria	0 00	371,140 00	128,927 00	0 00	0 00	242,213 00
toward the costs of a workshop on "Sustainable Rice-Based Production in Africa" to be held April 9-12, 2001, in M'Be, Côte d'Ivoire	0 00	67,000 00	0 00	0 00	0 00	67,000 00
ENGLAND						
John Innes Centre Norwich Research Park Colney Norwich NR4 7UH England						
to enable developing-country speakers to participate in the conference "Global Agriculture 2020 which way forward?" to be held April 18-20, 2001, in Norwich, England	0 00	15,000 00	15,000 00	0 00	0 00	0 00
toward the costs of studentships for a cooperative program on rice biotechnology with the West Africa Rice Development Association, Ivory Coast	0 00	157,400 00	50,000 00	0 00	0 00	107,400 00
Rothamsted Experimental Station Institute of Arable Crops Research Rothamsted Harpenden Hertfordshire AL5 2JQ England						
for use by the Institute of Arable Crops Research for research on the characterization of allelochemicals involved in Striga suppression by Desmodium spp and screening for related signals in selected legumes	0 00	5,000 00	0 00	0 00	0 00	5,000 00

THE ROCKEFELLER FOUNDATION
Identification Number 13-1659629
GRANTS AND EXPENDITURES REPORT

Attachment #2 A
Page 171 of 327

PROGRAM COUNTRY US STATE Grantee Name(s) - Person(s) or Institution(s) Purpose	UNEXPENDED BALANCE AS OF 01-Jan-2000	APPROVED IN 2000	NET EXPENDITURES AS OF Dec-2000	LAPSES (incl cancels & recs) IN 2000	REVERSIONS (incl cancels & recs) IN 2000	UNEXPENDED BALANCE AS OF Dec-2000
FOOD SECURITY						
HONDURAS						
International Center for Information on Cover Crops Apartado Postal 4443 Tegucigalpa M D C Honduras						
to support the development and maintenance of a database to store and manage information related to green manure cover crop systems in the tropics	0 00	95,000 00	95,000 00	0 00	0 00	0 00
INDIA						
CCS Haryana Agricultural University Hisar, 125 004 India						
for molecular marker and transformation research leading to the development of drought and salinity tolerant varieties of Basmati rice for use by Indian farmers	0 00	90,000 00	25,211 26	0 00	0 00	64,788 74
for research and Ph D training leading to the use of molecular markers to enhance disease resistance in sorghum	0 00	30,741 00	9,541 00	0 00	0 00	21,200 00
G B Pant University of Agriculture and Technology Udham Singh Nagar Patanagar, 263 145 India						
for research on the enhancement of resistance to blast in rice	0 00	25,050 00	8,290 00	0 00	0 00	16,760 00
Indira Gandhi Agricultural University P B 94 Krishak Nagar Raipur India						
for research on field screening, molecular genetic analysis, and breeding leading to more drought tolerant and gall midge resistant rice varieties	0 00	160,000 00	27,723 00	0 00	0 00	132,277 00
International Centre for Genetic Engineering and Biotechnology Aruna Asaf Ali Marg New Delhi, 110 067 India						
for research on marker-assisted selection of gall midge resistance in cultivated rice	0 00	2,100 00	0 00	0 00	0 00	2,100 00
International Crops Research Institute for the Semi-Arid Tropics Patancheru 502 324 Andhra Pradesh, India						
for field screening and molecular genetic analysis aimed at creating more resilient crops, with emphasis on improving drought tolerance in cereals	0 00	209,988 00	85,228 00	0 00	0 00	124,760 00

THE ROCKEFELLER FOUNDATION
Identification Number 13-1659629
GRANTS AND EXPENDITURES REPORT

Attachment #2 A
Page 172 of 327

PROGRAM COUNTRY US STATE Grantee Name(s) - Person(s) or Institution(s) Purpose	UNEXPENDED BALANCE AS OF 01-Jan-2000	APPROVED IN 2000	NET EXPENDITURES AS OF Dec-2000	LAPSES (incl canc & recens) IN 2000	REVERSIONS (incl canc & recens) IN 2000	UNEXPENDED BALANCE AS OF Dec-2000
FOOD SECURITY						
INDIA						
International Crops Research Institute for the Semi-Arid Tropics to conduct a workshop and training course on state-of-the-art field screening of cereals, with emphasis on rice, for drought tolerance as part of a national program for genetic improvement of this trait	0 00	98,000 00	98,000 00	0 00	0 00	0 00
to support a joint research project with the Institut de Economie Rurale, Mali, on "guinea sorghum hybrids bringing the benefits of hybrid technology to a staple crop of sub-Saharan Africa	0 00	530,446 00	137,048 00	0 00	0 00	393,398 00
to support research and development of technologies, policies and institutional mechanisms to promote wider adoption of improved soil fertility management options by smallholder farmers in the semi-arid zone of Zimbabwe	0 00	438,900 00	137,800 00	0 00	0 00	301,100 00
Tamil Nadu Agricultural University Coimbatore 641 003 India						
for research on identifying genes associated with water stress tolerance in rice	0 00	84,500 00	14,313 00	0 00	0 00	70,187 00
for use by its Center for Plant Molecular Biology to support rice breeding for southern India through the use of marker-assisted selection	0 00	110,100 00	36,450 00	0 00	0 00	73,650 00
to conduct research using molecular markers and plant transformation to develop insect resistant and drought tolerant rice varieties for use by farmers in southern India	0 00	205,000 00	54,500 00	0 00	0 00	150,500 00
University of Agricultural Sciences Bangalore India						
for research on molecular marker-assisted introgression of major and multiple genes for enhanced blast resistance in rice	0 00	55,000 00	8,862 00	0 00	0 00	46,138 00
to identify molecular markers for drought tolerance and utilize them in a rainfed rice breeding program	0 00	55,000 00	9,494 00	0 00	0 00	45,506 00
University of Hyderabad Central University Post Office Hyderabad 500 046 India						
for a study of genetic improvement of rice for water-limited environments, to be undertaken by Biotechnology Career Fellow Arjuna R. Reddy at the Department of Biological Sciences, Purdue University, West Lafayette, Indiana	0 00	40,000 00	40,000 00	0 00	0 00	0 00
to conduct rice genomic research and provide leadership and coordination to the national Indian network on rice improvement for drought tolerance	0 00	480,000 00	60,000 00	0 00	0 00	420,000 00

THE ROCKEFELLER FOUNDATION
Identification Number 13-1659629
GRANTS AND EXPENDITURES REPORT

Attachment #2 A
Page 173 of 327

PROGRAM COUNTRY US STATE Grantee Name(s) - Person(s) or Institution(s) Purpose	UNEXPENDED BALANCE AS OF 01-Jan-2000	APPROVED IN 2000	NET EXPENDITURES AS OF Dec-2000	LAPSES (Incl cancels & recs) IN 2000	REVERSIONS (Incl cancels & recs) IN 2000	UNEXPENDED BALANCE AS OF Dec-2000
FOOD SECURITY						
INDIA						
Youth for Action 1-8-702/26/1 Nehind Shankarmatt, Padma Colony Nallakunta, Hyderabad, 500 044 India						
to support strengthening farmers' capacity for innovation in a semi-arid region in India and to test a participatory model for agricultural technology adaptation and diffusion	0 00	155,000 00	62,600 00	0 00	0 00	92,400 00
INDONESIA						
Central Research Institute for Food Crops Jalan Merdeka 147 Bogor 16111 Indonesia						
to conduct field trials of rice cultivars improved through marker aided selection of appropriate bacterial leaf blight resistance genes for Java and Bali, Indonesia	0 00	50,000 00	17,000 00	0 00	0 00	33,000 00
ISRAEL						
Abraham Blum P O Box 16246 Tel Aviv 61 162 Israel						
to establish a web site to service the information and communication needs of scientist working to create more resilient crop species for less favorable environments world wide, with emphasis on drought tolerance in cereals	0 00	60,000 00	38,700 00	0 00	0 00	21,300 00
ITALY						
International Plant Genetic Resources Institute 142 via delle Sette Chiese Rome 00145 Italy						
for use by its International Network for the improvement of Banana and Plantain for research to determine banana baseline information for eastern and southern Africa	0 00	170,000 00	100,000 00	0 00	0 00	70,000 00
KENYA						
Environmental Action Team P O Box 2605 Kitale, Kenya						
to continue support for adaptive research on biological alternatives for soil fertility management for maize production	0 00	112,527 00	112,527 00	0 00	0 00	0 00

THE ROCKEFELLER FOUNDATION
Identification Number 13-1659629
GRANTS AND EXPENDITURES REPORT

Attachment #2 A
Page 174 of 327

PROGRAM COUNTRY US STATE Grantee Name(s) - Person(s) or Institution(s) Purpose	UNEXPENDED BALANCE AS OF 01-Jan-2000	APPROVED IN 2000	NET EXPENDITURES AS OF Dec-2000	LAPSES (incl cancels & recs) IN 2000	REVERSIONS (incl cancels & recs) IN 2000	UNEXPENDED BALANCE AS OF Dec-2000
FOOD SECURITY						
KENYA						
International Centre for Research in Agroforestry United Nations Avenue PO Box 30677 Nairobi Kenya						
to develop the techniques and capacity for remote sensing of soil quality in Africa and its application in better targeting of integrated nutrient management technologies	0 00	665,400 00	147,733 00	0 00	0 00	517,667 00
to support research and development to promote wider adoption of agroforestry technologies such as improved fallow for soil fertility management by smallholder farmers in southern Africa	0 00	582,954 00	0 00	0 00	0 00	582,954 00
International Centre of Insect Physiology and Ecology Duduville, Kasarani P O Box 30772 Nyayo Stadium Nairobi Kenya						
for research on the characterization of allelochemicals involved in Striga suppression by Desmodium spp and screening for related signals in selected legumes	0 00	75,000 00	75,000 00	0 00	0 00	0 00
to continue support for its collaboration with the Uganda National Banana Research Program on socioeconomic studies to support technology development for banana cropping systems including integrated pest management	0 00	104,962 00	104,962 00	0 00	0 00	0 00
Jomo Kenyatta University of Agriculture and Technology P O Box 62000 Nairobi Kenya						
to provide field training for African graduate students in the agricultural sciences and to support research for increasing pigeon pea (Cajanus cajan) production	0 00	69,844 00	48,770 00	0 00	0 00	21,074 00
to provide training for African graduate students and to support biotechnological research for transformation of vitamin A-rich Kenyan sweet potato cultivars for resistance to weevils	0 00	67,579 00	41,570 00	0 00	0 00	26,009 00
to provide training for African graduate students in the agricultural sciences and to support research on the use of natural chemical compounds from native plant species for control of pests and pathogens	0 00	37,273 00	0 00	0 00	0 00	37,273 00
Kenya Agricultural Research Institute P O Box 57811 Nairobi, Kenya						
for improving banana production in Kenya through distribution of clean planting material produced via tissue culture	0 00	350,000 00	0 00	0 00	0 00	350,000 00

THE ROCKEFELLER FOUNDATION
Identification Number 13-1659629
GRANTS AND EXPENDITURES REPORT

Attachment #2 A
Page 175 of 327

PROGRAM COUNTRY US STATE Grantee Name(s) - Person(s) or Institution(s) Purpose	UNEXPENDED BALANCE AS OF 01-Jan-2000	APPROVED IN 2000	NET EXPENDITURES AS OF Dec-2000	LAPSES (incl cancels & recens) IN 2000	REVERSIONS (incl cancels & recens) IN 2000	UNEXPENDED BALANCE AS OF Dec-2000
FOOD SECURITY						
KENYA						
Kenya Agricultural Research Institute for use by the Embu Regional Research Centre to support the continuation of the long-term soil organic matter modeling project at Machang'a and Mutuobare agricultural research stations	0 00	37,032 00	37,032 00	0 00	0 00	0 00
for use by the National Dryland Farming Research Center, Katumani, to support publication of reports on Phase I of the "Collaboration on Agricultural/Resource Modeling and Applications in Semi-Arid Kenya" and development of Phase II of the project	0 00	17,000 00	17,000 00	0 00	0 00	0 00
to continue support for on-farm research in improved soil management at sites of the Kisii Regional Research Centre	0 00	38,874 00	38,874 00	0 00	0 00	0 00
to continue support for on-farm research in improved soil management at the Kitale Regional Research Center	0 00	41,126 00	41,126 00	0 00	0 00	0 00
toward project costs for accelerated multiplication and distribution of healthy planting materials of improved cassava varieties in western Kenya	0 00	90,000 00	30,000 00	0 00	0 00	60,000 00
toward the costs of a workshop to discuss sustainable seed systems for small-scale farmers in sub-saharan Africa, held in Kenya, March 13-15, 2000	0 00	8,786 00	8,786 00	0 00	0 00	0 00
toward the costs of incorporating the Farmer Field School approach to agricultural innovation and diffusion into its programs on soil management and legume research	0 00	160,227 00	0 00	0 00	0 00	160,227 00
toward the costs of research conducted in collaboration with national agricultural research organizations on genetic improvement of bush and climbing beans for smallholder production in Africa	0 00	22,000 00	0 00	0 00	0 00	22,000 00
toward the costs of seed multiplication and dissemination of striga resistant maize varieties in striga infested areas of western Kenya	0 00	3,303 00	3,303 00	0 00	0 00	0 00
toward the costs of the 18th Conference of the Soil Science Society of East Africa to be held in November 2000 in Mombasa, Kenya	0 00	15,000 00	15 000 00	0 00	0 00	0 00
Kenyatta University PO Box 43844 Nairobi, Kenya						
to provide field training for African graduate students in the agricultural sciences and to support research on the control of root-knot nematodes in smallholder maize/bean intercropping systems in Kenya	0 00	60,000 00	36,970 00	0 00	0 00	23,030 00

THE ROCKEFELLER FOUNDATION
Identification Number 13-1659629
GRANTS AND EXPENDITURES REPORT

Attachment #2.A
Page 176 of 327

PROGRAM COUNTRY US STATE Grantee Name(s) - Person(s) or Institution(s) Purpose	UNEXPENDED BALANCE AS OF 01-Jan-2000	APPROVED IN 2000	NET EXPENDITURES AS OF Dec-2000	LAPSES (incl. cancels & recs) IN 2000	REVERSIONS (incl. cancels & recs) IN 2000	UNEXPENDED BALANCE AS OF Dec-2000
FOOD SECURITY						
KENYA						
Lowlands Agricultural & Technical Services Limited Jomo Kenyatta Highway P.O. Box 1244 Kisumu, Kenya						
to enable staff member Moses Onim to visit the Maharashtra Hybrid Seed Company, Hyderabad, India, to discuss seed processing and marketing strategies	0.00	3,000.00	0.00	0.00	0.00	3,000.00
Moi University Eldoret, Kenya						
to provide field training for African graduate students in the agricultural sciences and to support research on social factors affecting adoption of agroforestry systems technology in western Kenya	0.00	62,400.00	20,277.00	0.00	0.00	42,123.00
Steven Were Omamo Kenya Agricultural Research Institute P.O. Box 57811 Nairobi, Kenya						
for a study of agricultural markets and institutions with special reference to implications for policy reform in Africa	0.00	26,000.00	26,000.00	0.00	0.00	0.00
Sustainable Community Oriented Development Programme P.O. Box 5 Sega, Kenya						
to continue implementation of farmer-participatory trial programs for farm input supply, to promote crop biodiversity, and to develop appropriate integrated nutrient management practices for increased agricultural development	0.00	676,850.00	112,000.00	0.00	0.00	564,850.00
Tropical Soil Biology and Fertility Programme c/o UNESCO ROSTA UN Complex, Gigiri P. O. Box 30592 Nairobi, Kenya						
for collaborative research with the Department of Agricultural Economics and Extension, University of Zimbabwe, on the economics of using animal manure for soil fertility management by poor farmers in resettled communal lands of Zimbabwe	0.00	32,034.00	32,034.00	0.00	0.00	0.00
to develop and disseminate improved technologies for managing animal manure for improved soil fertility and crop yields on smallholder farmers' fields in Zimbabwe and Malawi	0.00	82,800.00	82,800.00	0.00	0.00	0.00
to support research on soil biology and ecology as a component of integrated soils management in African farming systems	0.00	400,000.00	400,000.00	0.00	0.00	0.00

THE ROCKEFELLER FOUNDATION
Identification Number 13-1659629
GRANTS AND EXPENDITURES REPORT

Attachment #2.A
Page 177 of 327

PROGRAM COUNTRY US STATE Grantee Name(s) - Person(s) or Institution(s) Purpose	UNEXPENDED BALANCE AS OF 01-Jan-2000	APPROVED IN 2000	NET EXPENDITURES AS OF Dec-2000	LAPSES (incl. cancels & recs) IN 2000	REVERSIONS (incl. cancels & recs) IN 2000	UNEXPENDED BALANCE AS OF Dec-2000
FOOD SECURITY						
KENYA						
Tropical Soil Biology and Fertility Programme to support the publishing of a webpage and the preparation of the proceedings of the Forum for Organic Resource Management and Agricultural Technologies symposium held September 2000 in Nairobi, Kenya	0.00	10,422.00	0.00	0.00	0.00	10,422.00
toward the costs of the Ninth African Association of Biological Nitrogen Fixation Congress held in Nairobi, Kenya, September 2000	0.00	15,000.00	15,000.00	0.00	0.00	0.00
University of Nairobi P.O. Box 30197 Nairobi, Kenya						
to provide a preparation grant for the development of a project on post harvest technology for sweet potatoes using a participatory survey in two districts of Kenya	0.00	4,917.00	4,917.00	0.00	0.00	0.00
to provide field training for African graduate students in the agricultural sciences and to support integrated pest management research on snapbeans, which are a major export crop and an income earning commodity for many smallholder farmers	0.00	62,210.00	34,131.00	0.00	0.00	28,079.00
to provide field training for African graduate students in the agricultural sciences and to support studies on technology adoption and resource management in maize production systems in two agro-ecological zones in Kenya	0.00	64,751.00	49,977.00	0.00	0.00	14,774.00
to provide field training in agricultural sciences for African graduate students and to support research on the adoption of crop production technologies and their impact on the food self-sufficiency of smallholder farmers in the Mumias Sugar Scheme in western Kenya	0.00	69,640.00	35,733.00	0.00	0.00	33,907.00
to provide training for African graduate students in the agricultural sciences and to support research on efficient resource use in low input maize-pigeonpea intercropping systems in Kenya	0.00	65,469.00	0.00	0.00	0.00	65,469.00
MALAWI						
Government of Malawi P. O. Box 30399 Capital City Lilongwe 3, Malawi						
for use by the Office of the Vice President to support the Policy Analysis Initiative for evaluation of government policies in the areas of natural and environmental resources for sustainable development in Malawi	0.00	35,000.00	35,000.00	0.00	0.00	0.00

THE ROCKEFELLER FOUNDATION
Identification Number 13-1659629
GRANTS AND EXPENDITURES REPORT

Attachment #2.A
Page 178 of 327

PROGRAM COUNTRY US STATE Grantee Name(s) - Person(s) or Institution(s) Purpose	UNEXPENDED BALANCE AS OF 01-Jan-2000	APPROVED IN 2000	NET EXPENDITURES AS OF Dec-2000	LAPSES (incl. cancels & recens) IN 2000	REVERSIONS (incl. cancels & recens) IN 2000	UNEXPENDED BALANCE AS OF Dec-2000
FOOD SECURITY						
MALAWI						
Ministry of Agriculture and Irrigation, Malawi PO Box 30134 Lilongwe, 3 Malawi						
for use by its Department of Agricultural Research and Technical Services toward the costs of conducting and analyzing nationwide agronomic trials on improved organic technologies for maize production by smallholder farmers of Malawi	0.00	35,000.00	20,000.00	0.00	0.00	15,000.00
to support research at the Chitedze Agricultural Research Station of Malawi on development and dissemination of integrated soil fertility management technologies for improving food security on smallholder farms in Malawi	0.00	187,621.00	0.00	0.00	0.00	187,621.00
Ministry of Agriculture, Malawi Lilongwe, Malawi						
for use by its Department of Agricultural Research and Technical Services toward project costs for improving farmers' maize yields through managing maize streak virus, Turicum leaf blight and gray leaf spot diseases	0.00	169,565.00	90,004.80	0.00	0.00	79,560.20
University of Malawi P. O. Box 278 Zomba, Malawi						
for use by Bunda College of Agriculture to conduct a study on the socio-economic factors affecting the adoption of organic soil fertility management technologies by smallholder farmers in Malawi	0.00	59,125.00	0.00	0.00	0.00	59,125.00
for use by Bunda College of Agriculture to provide field training for African graduate students in the agricultural sciences and to support research in agricultural economics on the use of soybeans and pigeonpeas for soil fertility management in Malawi	0.00	68,339.00	15,000.00	0.00	0.00	53,339.00
for use by Bunda College to provide field training for African graduate students in the agricultural sciences and to support research on the biology, ecology, and control of Striga infestations in cereals	0.00	64,800.00	14,600.00	0.00	0.00	50,200.00
to support the Agricultural and Policy Research Unit of Bunda College of Agriculture, for a study on the social costs of soil erosion and its effects on food productivity, incomes, and food security in Malawi	0.00	25,000.00	0.00	0.00	0.00	25,000.00
MEXICO						
Centro Internacional de Mejoramiento de Maiz y Trigo Apdo. Postal 6-641 Mexico, D.F., C.P. 06600 Mexico						
for research on engineering resistance in maize to the parasitic weed Striga, one of the major constraints to crop production in Africa	0.00	285,700.00	0.00	0.00	0.00	285,700.00

THE ROCKEFELLER FOUNDATION
Identification Number 13-1659629
GRANTS AND EXPENDITURES REPORT

Attachment #2.A
Page 179 of 327

PROGRAM COUNTRY US STATE Grantee Name(s) - Person(s) or Institution(s) Purpose	UNEXPENDED BALANCE AS OF 01-Jan-2000	APPROVED IN 2000	NET EXPENDITURES AS OF Dec-2000	LAPSES (incl. cancels & recens) IN 2000	REVERSIONS (incl. cancels & recens) IN 2000	UNEXPENDED BALANCE AS OF Dec-2000
FOOD SECURITY						
MEXICO						
Centro Internacional de Mejoramiento de Maiz y Trigo to support a regional network of scientists in southern Africa developing technologies, policies, and institutional instruments for more widespread use of improved soil fertility management options by poor farmers in southern Africa	0.00	1,276,200.00	456,600.00	0.00	0.00	819,600.00
to support the development and maintenance of a database for storage and management of information related to Green Manure Cover Crops systems in the tropics	0.00	20,000.00	20,000.00	0.00	0.00	0.00
toward project costs for strengthening maize seed supply systems for small-scale farmers in western Kenya and Uganda	0.00	427,000.00	157,000.00	0.00	0.00	270,000.00
toward the costs of a series of workshops on maize agronomy to be organized by the Center's Eastern and Central African Maize and Wheat Research Network and held in Uganda, Tanzania, and Kenya	0.00	10,000.00	10,000.00	0.00	0.00	0.00
toward the costs of the on-farm testing and seeds component of the Southern Africa Drought and Low Soil Fertility Network's project to develop drought-tolerant varieties of maize	0.00	274,550.00	143,500.00	0.00	0.00	131,050.00
Red de Estudios para el Desarrollo Rural, A.C. Chapingo, Mexico						
toward the costs of a pilot project that will test the feasibility and potential of sixty farmer field schools in the states of Oaxaca and Chiapas, Mexico	0.00	92,000.00	0.00	0.00	0.00	92,000.00
Vicente Guerrero Rural Development Project Tlaxcala, Mexico						
to strengthen and document the more than twenty years of its facilitation of farmer-led agricultural technology dissemination in Mexico	0.00	98,000.00	12,000.00	0.00	0.00	86,000.00
MOZAMBIQUE						
Instituto Nacional de Investigação Agronómica C. Postal 3658 Av. F. P.L.M. Malavane Maputo, 8 Mozambique						
for support to the national maize breeding program in Mozambique	0.00	249,450.00	0.00	0.00	0.00	249,450.00

THE ROCKEFELLER FOUNDATION
Identification Number 13-1659629
GRANTS AND EXPENDITURES REPORT

Attachment #2 A
Page 180 of 327

PROGRAM COUNTRY US STATE Grantee Name(s) - Person(s) or Institution(s) Purpose	UNEXPENDED BALANCE AS OF 01-Jan-2000	APPROVED IN 2000	NET EXPENDITURES AS OF Dec-2000	LAPSES (Incl cancels & recs) IN 2000	REVERSIONS (Incl cancels & recs) IN 2000	UNEXPENDED BALANCE AS OF Dec-2000
FOOD SECURITY						
NIGERIA						
Emmanuel Okogbenin TRIP-IITA PMB 5320 Ibadan, Nigeria						
toward the costs of research on the genetic mapping of cassava at the International Center for Tropical Agriculture, Cali, Colombia	0 00	16,500 00	16,500 00	0 00	0 00	0 00
International Institute of Tropical Agriculture Oyo Road PMB 5320 Ibadan Oyo State Nigeria						
for research on technical constraints to widespread adoption of the legume Mucuna pruriens as a companion crop in green manure cover crop systems used by smallholder farmers in the tropics	0 00	150,000 00	150,000 00	0 00	0 00	0 00
for support of the International Symposium on Balanced Nutrient Management Systems, to be held October 9-12, 2000 in Cotonou, Republic of Benin	0 00	50,000 00	0 00	0 00	0 00	50,000 00
for the development and use of molecular markers linked to genes conferring resistance to African cassava mosaic disease in African cassava germplasm	0 00	240,000 00	80,000 00	0 00	0 00	160,000 00
to support the development of integrated pest management techniques for banana weevil control	0 00	991,680 00	329,023 00	0 00	0 00	662,657 00
toward the costs of publication and distribution of the proceedings of the World Cowpea Research Conference III held in Ibadan, Nigeria, September 2000	0 00	18,420 00	0 00	0 00	0 00	18,420 00
Obafemi Awolowo University Ife-Ife Nigeria						
to provide access to the Essential Electronic Agricultural Library to its Faculty of Agriculture to improve access of faculty and students to up-to-date scientific information on all areas of agricultural science for teaching and research	0 00	45,000 00	45,000 00	0 00	0 00	0 00

THE ROCKEFELLER FOUNDATION
Identification Number 13-1659629
GRANTS AND EXPENDITURES REPORT

Attachment #2 A
Page 181 of 327

PROGRAM COUNTRY US STATE Grantee Name(s) - Person(s) or Institution(s) Purpose	UNEXPENDED BALANCE AS OF 01-Jan-2000	APPROVED IN 2000	NET EXPENDITURES AS OF Dec-2000	LAPSES (incl cancels & recs) IN 2000	REVERSIONS (incl cancels & recs) IN 2000	UNEXPENDED BALANCE AS OF Dec-2000
FOOD SECURITY						
PHILIPPINES						
Infanta Integrated Community Development Assistance, Inc Bahay-Ugnayan Mabini St Infanta Quezon 4336 Philippines						
to strengthen and document its more than twenty-years of community-based field work and to explore participatory approaches for agricultural innovation and diffusion	0 00	50,000 00	0 00	0 00	0 00	50,000 00
International Institute of Rural Reconstruction Sillang, 4118 Philippines						
to support an international conference on advancing participatory technology development to be held in the Philippines in 2001	0 00	30,000 00	30,000 00	0 00	0 00	0 00
toward the costs of a workshop on managing the process of scaling up sustainable agriculture initiatives, to be held in Sillang, Philippines, March/April 2000	0 00	15,000 00	15,000 00	0 00	0 00	0 00
International Rice Research Institute DAPO Box 7777 Metro Manila Philippines						
for research, in collaboration with the Central Rice Research Institute, Cuttack, India, on the use of marker-assisted breeding for bacterial blight and blast resistance in rice varieties adapted for eastern India	0 00	20,000 00	10,000 00	0 00	0 00	10,000 00
for research, in collaboration with the Directorate of Rice Research, Hyderabad, India, on the molecular tagging and introgression of genes for stemborer resistance from wild species of Oryza into "new plant type" and other elite breeding lines of rice	0 00	85,000 00	43,500 00	0 00	0 00	41,500 00
for research, in collaboration with the University of Dhaka, on transformation of rice for enhanced salt tolerance	0 00	26,173 00	26,173 00	0 00	0 00	0 00
for strengthening intellectual property and technology transfer management at key centers of the Consultative Group on International Agricultural Research	0 00	700,000 00	375,000 00	0 00	0 00	325,000 00
to support research advancing the application of biotechnology to rice breeding and the transfer of the results to national rice breeding programs in Asia	0 00	500,000 00	500,000 00	0 00	0 00	0 00
toward the costs of the Fourth International Rice Genetics Symposium to be held at the Institute in October 2000	0 00	50,000 00	50,000 00	0 00	0 00	0 00

THE ROCKEFELLER FOUNDATION
Identification Number 13-1659829
GRANTS AND EXPENDITURES REPORT

Attachment #2 A
Page 182 of 327

PROGRAM COUNTRY US STATE Grantee Name(s) - Person(s) or Institution(s) Purpose	UNEXPENDED BALANCE AS OF 01-Jan-2000	APPROVED IN 2000	NET EXPENDITURES AS OF Dec-2000	LAPSES (incl cancels & recs) IN 2000	REVERSIONS (incl cancels & recs) IN 2000	UNEXPENDED BALANCE AS OF Dec-2000
FOOD SECURITY						
PHILIPPINES						
Philippine Rice Research Institute Maligaya Munoz Nueva Ecija 3119 Philippines						
for research in rice biotechnology leading to improved rice varietal development for Philippine farmers	0 00	273,000 00	118,399 15	0 00	0 00	154,600 85
to enable scientists from developing countries to participate in the Asian Agricultural Congress to be held in Manila, Philippines, April 24-27, 2001	0 00	25,000 00	25,000 00	0 00	0 00	0 00
RWANDA						
Institut des Sciences Agronomiques du Rwanda B P 138 Butare, Rwanda						
toward the costs of research conducted in collaboration with the International Center for Tropical Agriculture and other national agricultural research organizations on genetic improvement of bush and climbing beans for smallholder production in Africa	0 00	13,000 00	0 00	0 00	0 00	13,000 00
SOUTH AFRICA						
African Crop Science Society c/o Private Bag X 82076 Rustenburg 0300 South Africa						
to support the next scientific meeting of the African Crop Science Society, based at Makerere University's Faculty of Agriculture, to be held in Nigeria in 2001	0 00	37,050 00	37,050 00	0 00	0 00	0 00
to support the participation of principal investigators and students from the Foundation-supported Forum on Agricultural Resource Husbandry in the 5th All Africa Crop Science Congress, to be held in Nigeria in 2001	0 00	95,570 00	0 00	0 00	0 00	95,570 00
University of Pretoria Pretoria 0001 South Africa						
to conduct research on the diffusion to and adoption of agricultural biotechnologies by smallholder farmers in South Africa	0 00	97,000 00	0 00	0 00	0 00	97,000 00
SOUTH KOREA						
Rural Development Administration Suwon, 441 110 South Korea						
for use by its National Institute of Agricultural Science & Technology for research on the development of map-based cloning and transformation for rice improvement	0 00	66,700 00	33,300 00	0 00	0 00	33,400 00

THE ROCKEFELLER FOUNDATION
Identification Number 13-1659629
GRANTS AND EXPENDITURES REPORT

Attachment #2 A
Page 183 of 327

PROGRAM COUNTRY US STATE Grantee Name(s) - Person(s) or Institution(s) Purpose	UNEXPENDED BALANCE AS OF 01-Jan-2000	APPROVED IN 2000	NET EXPENDITURES AS OF Dec-2000	LAPSES (incl canc & recens) IN 2000	REVERSIONS (incl canc & recens) IN 2000	UNEXPENDED BALANCE AS OF Dec-2000
FOOD SECURITY						
SWEDEN						
Swedish University of Agricultural Sciences Department of Rural Studies Box 7005 Uppsala 750 07 Sweden						
for use by its Department of Rural Development Studies to support an African student in the "Masters Programme in Development Research, Application and Theory" focusing on the Farmer Field School approach to technology adaption and diffusion	0 00	46,000 00	46,000 00	0 00	0 00	0 00
SWITZERLAND						
Eidgenössische Technische Hochschule Zurich Rämistr 101 ETH-Zentrum Zurich 8092 Switzerland						
for research, in collaboration with the Cuu Long Delta Rice Research Institute, Omon, Cantho, Vietnam, on genetic transformation to develop Vietnamese rice varieties enriched with vitamin A and higher iron content	0 00	45,000 00	45,000 00	0 00	0 00	0 00
University of Berne Berne, Switzerland						
for use by the Natural Resources Monitoring, Modeling, and Management project toward the costs of field research in Kenya on developing natural resource management tools for use by farmers, planners, and policy makers	0 00	106,856 00	106,856 00	0 00	0 00	0 00
THAILAND						
Chiang Mai University 239 Huay Kaew Road Muang District Chiang Mai, 50200 Thailand						
for use by its Faculty of Agriculture to support its Master of Science in Agricultural Systems degree program	0 00	180,000 00	50,500 00	0 00	0 00	129,500 00
Department of Agriculture Thailand Bangkok Thailand						
for use by its Biotechnology Research and Development Center for research on the molecular characterization of major rice diseases in Thailand such as bacterial blight and blast and the development of disease resistant rice through molecular assisted breeding	0 00	150,000 00	50,000 00	0 00	0 00	100,000 00
Kasetsart University Bangkok 10900 Thailand						
for research on the production of rice ragged stunt disease resistance in Thai rice	0 00	72,000 00	41,600 00	0 00	0 00	30,400 00

THE ROCKEFELLER FOUNDATION
Identification Number 13-1659629
GRANTS AND EXPENDITURES REPORT

Attachment #2 A
Page 184 of 327

PROGRAM COUNTRY US STATE Grantee Name(s) - Person(s) or Institution(s) Purpose	UNEXPENDED BALANCE AS OF 01-Jan-2000	APPROVED IN 2000	NET EXPENDITURES AS OF Dec-2000	LAPSES (incl cancels & recens) IN 2000	REVERSIONS (incl cancels & recens) IN 2000	UNEXPENDED BALANCE AS OF Dec-2000
FOOD SECURITY						
THAILAND						
Kasetsart University to provide in-country MSc and Ph D training in rice molecular marker technology and simultaneously conduct research leading to improved rice varieties for Thai farmers	0 00	117,105 00	57,895 00	0 00	0 00	59,210 00
National Center for Genetic Engineering and Biotechnology 539/2 Gypsum Metropolitan Tower - 15th Floor Sri Ayudhya Road Bangkok 10400 Thailand to identify quantitative trait loci for drought tolerance in rice and test their efficacy for marker assisted rice breeding	0 00	85,000 00	31,400 00	0 00	0 00	53,600 00
Rice Research Institute Department of Agriculture Chattuchak Bangkok 10900 Thailand to conduct field screening of rice for drought tolerance at multiple locations in Thailand's drought-prone north and northeastern regions	0 00	150,000 00	67,990 00	0 00	0 00	82,010 00
UGANDA						
Makerere University P O Box 7062 Kampala Uganda for use by its Faculty of Agriculture to further the development of its programs	0 00	12,500 00	12,500 00	0 00	0 00	0 00
to provide field training for African graduate students in agricultural sciences and to support research in identifying drought stress tolerant banana cultivars	0 00	65,000 00	33,655 00	0 00	0 00	31,345 00
to provide field training for African graduate students in the agricultural sciences and support research in overcoming constraints to increased sorghum production in the dry farming regions of Uganda	0 00	64,584 00	34,234 00	0 00	0 00	30,350 00
to provide field training for African graduate students in the agricultural sciences and to develop a decision support system for sustainable productivity of the banana-based cropping systems of the Lake Victoria Basin	0 00	75,000 00	0 00	0 00	0 00	75,000 00
to provide field training for African graduate students in the agricultural sciences and to support economic research on factors affecting technology adoption for improved sorghum production in eastern Uganda	0 00	65,000 00	30,619 00	0 00	0 00	34,381 00
to provide field training for African graduate students in the agricultural sciences and to support economic research on the adoption of integrated pest management technologies developed for cowpea and groundnuts in eastern Uganda	0 00	65,000 00	35,136 00	0 00	0 00	29,864 00

THE ROCKEFELLER FOUNDATION
Identification Number 13-1659629
GRANTS AND EXPENDITURES REPORT

Attachment #2 A
Page 185 of 327

PROGRAM COUNTRY US STATE Grantee Name(s) - Person(s) or Institution(s) Purpose	UNEXPENDED BALANCE AS OF 01-Jan-2000	APPROVED IN 2000	NET EXPENDITURES AS OF Dec-2000	LAPSES (incl cancels & recens) IN 2000	REVERSIONS (incl cancels & recens) IN 2000	UNEXPENDED BALANCE AS OF Dec-2000
FOOD SECURITY						
UGANDA						
Makerere University						
to provide field training for African graduate students in the agricultural sciences and to support research on overcoming constraints to increased maize production	0 00	65,000 00	31,775 00	0 00	0 00	33,225 00
to provide field training for African graduate students in the agricultural sciences and to support research on overcoming constraints to increased sweet potato production	0 00	65,000 00	32,244 00	0 00	0 00	32,756 00
to provide field training for African graduate students in the agricultural sciences and to support research on soybean rust, the primary disease of soybeans in Uganda	0 00	65,000 00	33,761 00	0 00	0 00	31,239 00
to provide field training for African graduate students in the agricultural sciences and to support research on the economic evaluation of linkages between agricultural commercialization and the use of purchased inputs in Uganda	0 00	75,000 00	0 00	0 00	0 00	75,000 00
to provide field training for African graduate students in the agricultural sciences and to support research on the genetic diversity and improvement of banana cultivars in Uganda	0 00	75,031 00	0 00	0 00	0 00	75,031 00
to provide field training for African graduate students in the agricultural sciences and to support research on the use of intercropping in overcoming constraints to increased cassava production	0 00	65,000 00	33,447 00	0 00	0 00	31,553 00
to provide field training for African graduate students in the agricultural sciences and to support research to increase sesame production in the dry regions of Uganda	0 00	65,000 00	35,176 00	0 00	0 00	29,824 00
to provide field training for African graduate students in the agricultural sciences and to support studies on increasing potato production through selection of varieties resistant to late blight disease and through the judicious use of fungicides	0 00	85,000 00	0 00	0 00	0 00	85,000 00
to provide field training for African graduate students in the agricultural sciences and to support water balance research studies in the semi-arid areas of Lake Kyoga basin in Uganda	0 00	65,000 00	32,435 00	0 00	0 00	32,565 00
to provide field training for African graduate students in the use of biometrics and applied statistics for solving agricultural problems in Uganda	0 00	85,000 00	0 00	0 00	0 00	85,000 00
to provide training for African graduate students in the agricultural sciences and to support specifically the outreach activities associated with integrated pest management strategies for small-scale farmers in eastern Uganda	0 00	99,233 00	65,604 00	0 00	0 00	33,629 00
to support the Fifth Triennial Congress of the Africa Potato Association to be held in Kampala, Uganda	0 00	9,980 00	9,980 00	0 00	0 00	0 00

THE ROCKEFELLER FOUNDATION
Identification Number 13-1659629
GRANTS AND EXPENDITURES REPORT

Attachment #2 A
Page 186 of 327

PROGRAM COUNTRY US STATE Grantee Name(s) - Person(s) or Institution(s) Purpose	UNEXPENDED BALANCE AS OF 01-Jan-2000	APPROVED IN 2000	NET EXPENDITURES AS OF Dec-2000	LAPSES (Incl cancels & recens) IN 2000	REVERSIONS (Incl cancels & recens) IN 2000	UNEXPENDED BALANCE AS OF Dec-2000
FOOD SECURITY						
UGANDA						
Makerere University to support the micropropagation of selected banana cultivars for Ugandan farmers	0 00	90,815 00	45,400 00	0 00	0 00	45,415 00
National Agricultural Research Organisation P O Box 295 Entebbe Uganda to support the banana cropping systems project	0 00	250,000 00	250,000 00	0 00	0 00	0 00
toward the costs of a workshop organized by NARO's Namulonge Agricultural and Animal Production Research Institute to discuss sustainable seed systems for small-scale farmers in Uganda	0 00	5,774 00	5,774 00	0 00	0 00	0 00
toward the costs of research conducted in collaboration with the International Center for Tropical Agriculture and other national agricultural research organizations on genetic improvement of bush and climbing beans for smallholder production in Africa	0 00	41,000 00	0 00	0 00	0 00	41,000 00
UNITED KINGDOM						
Yvonne Lokko C/O L W Lambourn & Co Carolyn House 26 Dingwal Road Croydon, CR 9 3EE United Kingdom to conduct research at the International Institute of Tropical Agriculture, leading to a Ph D degree from the University of Ghana, on the genetic analysis of host plant resistance to African cassava mosaic disease	0 00	31,500 00	0 00	0 00	0 00	31,500 00
VIETNAM						
Agricultural Genetics Institute Tulien Hanoi, Vietnam for research to utilize molecular marker aided breeding to develop new elite and hybrid rice varieties with enhanced resistance to bacterial and fungal diseases as well as insect pests for Vietnamese rice farmers	0 00	100,000 00	13,000 00	0 00	0 00	87,000 00
Cuu Long Delta Rice Research Institute Omon Cantho Vietnam to conduct rice biotechnology research leading to improved rice varieties for Vietnamese farmers	0 00	160,000 00	82,200 00	0 00	0 00	77,800 00

THE ROCKEFELLER FOUNDATION
Identification Number 13-1659629
GRANTS AND EXPENDITURES REPORT

Attachment #2 A
Page 187 of 327

PROGRAM COUNTRY US STATE Grantee Name(s) - Person(s) or Institution(s) Purpose	UNEXPENDED BALANCE AS OF 01-Jan-2000	APPROVED IN 2000	NET EXPENDITURES AS OF Dec-2000	LAPSES (incl cancels & recens) IN 2000	REVERSIONS (incl cancels & recens) IN 2000	UNEXPENDED BALANCE AS OF Dec-2000
FOOD SECURITY						
VIETNAM						
National Institute of Soils and Fertilizers Dong Ngac Commune Tu Uem District Hanoi Vietnam						
to establish and implement Integrated Crop Management farmer field schools in northern Vietnam and to document and analyze the process	0 00	98,000 00	51,000 00	0 00	0 00	47,000 00
ZIMBABWE						
Africa University P O Box 1320 Mutare Zimbabwe						
to enable the University's Faculty of Agriculture to obtain the Essential Electronic Agricultural Library to improve access of faculty and students to up-to-date scientific information on all areas of agricultural science for teaching and research	0 00	30,000 00	30,000 00	0 00	0 00	0 00
Ministry of Lands and Agriculture Zimbabwe Ngungunyana Building 1 Borrowdale Road Private Bag 7701 Causeway, Zimbabwe						
for use by its Chemistry and Soils Research Institute to support the development of appropriate processing, preservation and utilization technologies for soybeans and other legumes in order to improve food and nutritional security within poor rural households in Zimbabwe	0 00	100,000 00	50,000 00	0 00	0 00	50,000 00
for use by the Agronomy Research Institute of the Department of Research and Specialist Services, to continue development of integrated soil fertility management strategies for smallholder farmers in Zimbabwe	0 00	59,000 00	0 00	0 00	0 00	59,000 00
for use by the Department of Research and Specialist Services toward support of maize open pollinated varieties ecosystem breeding in Zimbabwe	0 00	139,970 00	27,095 00	0 00	0 00	112,875 00
for use by the Department of Research and Specialist Services, toward the costs of a consultative process for the development of a strategic plan on integrated nutrient management research for the smallholder farming sector in Zimbabwe	0 00	12,375 00	0 00	0 00	0 00	12,375 00
to provide access to the Essential Electronic Agricultural Library to the Agronomy Research Institute of the Department of Research and Specialist Services to improve the quality of its scientific research activities	0 00	45,000 00	45,000 00	0 00	0 00	0 00

THE ROCKEFELLER FOUNDATION
Identification Number 13-1659629
GRANTS AND EXPENDITURES REPORT

Attachment #2 A
Page 188 of 327

PROGRAM COUNTRY US STATE Grantee Name(s) - Person(s) or Institution(s) Purpose	UNEXPENDED BALANCE AS OF 01-Jan-2000	APPROVED IN 2000	NET EXPENDITURES AS OF Dec-2000	LAPSES (incl cancels & recens) IN 2000	REVERSIONS (incl cancels & recens) IN 2000	UNEXPENDED BALANCE AS OF Dec-2000
FOOD SECURITY						
ZIMBABWE						
PELUM Association P O Box MP1059 MT Pleasant Harare, Zimbabwe						
to support a series of workshops organized by the PELUM Association and its partner organizations in eastern and southern Africa focusing on the analysis of constraints and opportunities for promoting sustainable agriculture in the region	0 00	51,000 00	51,000 00	0 00	0 00	0 00
University of Zimbabwe P O Box MP 167 Mount Pleasant Harare Zimbabwe						
for a preliminary study to develop a research project on preventing soil and water loss on badly degraded communal areas through the use of intercropping that will provide training for African graduate students in the agricultural sciences	0 00	3,400 00	3,400 00	0 00	0 00	0 00
for research on improving disease resistance in cowpea through genetic engineering	0 00	87,150 00	78,800 00	0 00	0 00	8,350 00
to provide a two-and-one-half year salary supplement for a professorial chair in crops science at the University's Department of Crop Science of the Faculty of Agriculture, in order to strengthen the quality of teaching and scientific research	0 00	75,000 00	25,000 00	0 00	0 00	50,000 00
to provide training for African graduate students and to support research on improved management of soybean production technologies in smallholder maize-based cropping systems in Zimbabwe	0 00	73,500 00	0 00	0 00	0 00	73,500 00
to strengthen the University's Department of Soil Science and Agricultural Engineering through a visiting research professorship	0 00	100,000 00	47,500 00	0 00	0 00	52,500 00
to support the Department of Agricultural Economics and Extension to conduct research on factors that influence farmers' adoption of soil fertility management technologies and the effects of alternative farm policies on increased use of these technologies by smallholder farmers in Zimbabwe	0 00	38,000 00	38,000 00	0 00	0 00	0 00
toward the costs of a book on how Africans are leading the process of agricultural development in Africa entitled "The Termite Strategy Transforming Rural Africa from Within"	0 00	22,100 00	0 00	0 00	0 00	22,100 00

THE ROCKEFELLER FOUNDATION
Identification Number 13-1659629
GRANTS AND EXPENDITURES REPORT

Attachment #2 A
Page 189 of 327

PROGRAM COUNTRY US STATE Grantee Name(s) - Person(s) or Institution(s) Purpose	UNEXPENDED BALANCE AS OF 01-Jan-2000	APPROVED IN 2000	NET EXPENDITURES AS OF Dec-2000	LAPSES (incl canc & recens) IN 2000	REVERSIONS (incl canc & recens) IN 2000	UNEXPENDED BALANCE AS OF Dec-2000
FOOD SECURITY						
ZIMBABWE						
Zimbabwe Institute of Permaculture P O Box CY 301 Causeway Harare, Zimbabwe						
for use by the Schools and Colleges Permaculture Programme to promote changes in the curricula of primary, secondary, and tertiary education to incorporate sustainable agricultural principles and income-generating activities to improve the food security of smallholder farmers in Zimbabwe	0 00	191,670 00	0 00	0 00	0 00	191,670 00
UNITED STATES						
INDIANA						
Purdue University West Lafayette, Indiana 47907						
for research to produce more durable resistance in sorghum to the parasitic weed Striga by characterizing the mechanisms of resistance and the genes responsible, and then combining them in ways that enhance durability of resistance	0 00	237,808 00	82,712 00	0 00	0 00	155,096 00
toward the costs of a workshop on developing a strategy on biotechnology for cowpea improvement in Africa, to be held in Dakar, Senegal	0 00	40,000 00	40,000 00	0 00	0 00	0 00
MICHIGAN						
Michigan State University East Lansing, Michigan 48824-1039						
toward the costs of dissertation research conducted by a Kenyan student on links between land use patterns and gender-based differences in access to resources in the Mt. Kilimanjaro area of Kajiado District, Kenya	0 00	20,000 00	20,000 00	0 00	0 00	0 00
MISSOURI						
Donald Danforth Plant Science Center 8001 Natural Bridge Road St Louis Missouri 63121-4499						
toward the costs of a symposium on the "Genetic Improvement of Crop Plants for Production in Water-limited Environments" to be held in St. Louis, Missouri, in 2001	0 00	55,000 00	55 000 00	0 00	0 00	0 00
NEW YORK						
Cornell University Day Hall Ithaca New York 14853						
for use by its Albert R. Mann Library toward additional marketing and training support for the Essential Electronic Agricultural Library in Africa	0 00	85,000 00	85,000 00	0 00	0 00	0 00

THE ROCKEFELLER FOUNDATION
Identification Number 13-1659629
GRANTS AND EXPENDITURES REPORT

Attachment #2.A
Page 190 of 327

PROGRAM COUNTRY US STATE Grantee Name(s) - Person(s) or Institution(s) Purpose	UNEXPENDED BALANCE AS OF 01-Jan-2000	APPROVED IN 2000	NET EXPENDITURES AS OF Dec-2000	LAPSES (incl. canc & recens) IN 2000	REVERSIONS (incl. canc & recens) IN 2000	UNEXPENDED BALANCE AS OF Dec-2000
FOOD SECURITY						
UNITED STATES						
NEW YORK						
Cornell University						
for use by its Albert R. Mann Library toward the continued education on and marketing of The Essential Electronic Agricultural Library in Africa	0.00	85,000.00	85,000.00	0.00	0.00	0.00
to support the training of an interdisciplinary cohort of fellows from eastern and southern Africa at the Ph.D. level in topics related to integrated nutrient management for Africa	0.00	900,000.00	301,199.00	0.00	0.00	598,801.00
TEXAS						
Texas A&M University						
College Station, Texas 77843						
for research and Ph.D. training in maize breeding, with emphasis on tolerance to drought and low soil nitrogen, for two students from southern Africa	0.00	352,263.00	69,234.00	0.00	0.00	283,029.00
for use by the Texas Agricultural Experiment Station to support the participation of African scientists in the 16th Symposium of the International Farming Systems Association to be held in Santiago, Chile, November 27 - 29, 2000	0.00	10,000.00	10,000.00	0.00	0.00	0.00
WASHINGTON, DC						
Inter-American Development Bank						
1300 New York Avenue, NW						
Washington, Washington, DC 20577						
for use by the Technical Administrative Secretariat of its Regional Fund for Agricultural Technology in Latin America and the Caribbean during its consolidation phase	0.00	150,000.00	150,000.00	0.00	0.00	0.00
United States Department of Agriculture						
Washington, Washington, DC						
for use by the Plant Genome Research Program of the Agricultural Research Service for support of travel of Third World scientists to attend the Plant and Animal Genome IX meeting held in San Diego, California, January 2001	0.00	10,000.00	10,000.00	0.00	0.00	0.00
GENERAL - FOUNDATION ADMINISTERED PROJECTS						
for administrative support of the Rockefeller Foundation biotechnology program in India	0.00	43,800.00	0.00	0.00	0.00	43,800.00
for costs associated with managing the Foundation's program, Forum on Agricultural Resource Husbandry in sub-Saharan Africa	0.00	75,000.00	41,800.06	0.00	0.00	33,199.94

THE ROCKEFELLER FOUNDATION
Identification Number 13-1659629
GRANTS AND EXPENDITURES REPORT

Attachment #2.A
Page 191 of 327

PROGRAM COUNTRY US STATE Grantee Name(s) - Person(s) or Institution(s) Purpose	UNEXPENDED BALANCE AS OF 01-Jan-2000	APPROVED IN 2000	NET EXPENDITURES AS OF Dec-2000	LAPSES (Incl. cancels & recens) IN 2000	REVERSIONS (Incl. cancels & recens) IN 2000	UNEXPENDED BALANCE AS OF Dec-2000
FOOD SECURITY						
GENERAL - FOUNDATION ADMINISTERED PROJECTS						
to strengthen the Food Security's "Partnerships for Soils, Water, and Nutrient Management" program through the establishment of an advisory committee and consultation with experts on strategic program areas, and through the promotion of linkages and exchange of experiences among grantees	0.00	85,000.00	0.00	0.00	0.00	85,000.00
to support the participation of developing-country scientists in the second international apomixis conference to be held in Como, Italy, April 24-28, 2001	0.00	20,000.00	0.00	0.00	0.00	20,000.00
to support the work of a team of consultants who will systematize, analyze, and assess the current Food Security soil fertility and integrated nutrient management program in Sub-Saharan Africa, providing recommendations for program integration and future directions	0.00	80,000.00	5,046.00	0.00	0.00	74,954.00
toward the costs of a meeting to develop a strategy for improving African soil fertility to be held in Bellagio, Italy, in June 2001	0.00	17,771.74	0.00	0.00	0.00	17,771.74
toward the costs of operating the Foundation's program on applying science and technology to improving food security	0.00	80,000.00	28,823.32	0.00	0.00	51,176.68
toward the costs of producing a book documenting the National Rice Biotechnology Network in India	0.00	20,000.00	16,724.48	0.00	0.00	3,275.52
TOTAL: 185 - FOOD SECURITY	0.00	23,648,767.74	9,556,573.07	0.00	0.00	14,092,194.67

THE ROCKEFELLER FOUNDATION
Identification Number 13-1659629
GRANTS AND EXPENDITURES REPORT

Attachment #2 A
Page 192 of 327

PROGRAM COUNTRY US STATE Grantee Name(s) - Person(s) or Institution(s) Purpose	UNEXPENDED BALANCE AS OF 01-Jan-2000	APPROVED IN 2000	NET EXPENDITURES AS OF Dec-2000	LAPSES (incl canc & recens) IN 2000	REVERSIONS (incl canc & recens) IN 2000	UNEXPENDED BALANCE AS OF Dec-2000
GLOBAL ENVIRONMENT						
CHINA						
Ministry of Agriculture China No 11 Nongzhanguan Nanli Beijing 100026 China						
toward the costs of a demonstration project on integrated utilization of Jatropha curcas to meet rural energy service needs, improve the environment, and create job opportunities for rural families	5,000 00	0 00	0 00	0 00	0 00	5,000 00
COSTA RICA						
Costa Rican Foundation for Sustainable Development Apartado 1957-100 San Jose Costa Rica						
toward the costs of its project to promote the development of electric transportation in the developing world	225,000 00	0 00	225,000 00	0 00	0 00	0 00
INDIA						
BAIF Development Research Foundation Dr Manibhai Desai Nagar National Highway No 4 Waje Pune 411 029 India						
for the costs of a research project on production systems for Jatropha curcas for use on small farms	24,700 00	0 00	10,500 00	0 00	0 00	14,200 00
Centre for Research on Environment Ecology and Development 7, Sardar Patel Marg Chanakyapuri New Delhi 110 021 India						
for the costs of the LEAD program in India	4,478 25	0 00	0 00	0 00	0 00	4,478 25
Centre for Science and Environment 41 Tughlakabad Institutional Area New Delhi 110 062 India						
for the costs of producing a citizens' report on the state of global environmental negotiations and disseminating the report widely	22,000 00	0 00	0 00	0 00	0 00	22,000 00
JAMAICA						
Jamaica Public Service Company 6 Knutsford Boulevard P O Box 54 Kingston Jamaica						
for technical and economic feasibility studies of cogeneration projects	0 00	0 00	-35,426 25	0 00	0 00	35,426 25

THE ROCKEFELLER FOUNDATION
Identification Number 13-1659629
GRANTS AND EXPENDITURES REPORT

Attachment #2 A
Page 193 of 327

PROGRAM COUNTRY US STATE Grantee Name(s) - Person(s) or Institution(s) Purpose	UNEXPENDED BALANCE AS OF 01-Jan-2000	APPROVED IN 2000	NET EXPENDITURES AS OF Dec-2000	LAPSES (Incl cancels & recs) IN 2000	REVERSIONS (Incl cancels & recs) IN 2000	UNEXPENDED BALANCE AS OF Dec-2000
GLOBAL ENVIRONMENT						
JAMAICA						
University of the West Indies 3 Gibraltar Camp Road Mona Kingston, 7 Jamaica						
toward the costs of its project, Energy in Caribbean Sustainable Development	0 00	0 00	-342 52	342 52	0 00	0 00
NORWAY						
Foundation for Business and Sustainable Development Karlsborgveien 4 Oslo 0193 Norway						
toward the costs of its energy policy scenario project	10,000 00	0 00	0 00	0 00	0 00	10,000 00
RUSSIA						
Development and Environment Foundation c/o Institute of Geography Staromonelny pereulok 29 Moscow 109017 Russia						
for the costs of the Leadership for Environment and Development (LEAD) program in the Commonwealth of Independent States	1,179 30	0 00	0 00	0 00	1,179 30	0 00
THAILAND						
King Mongkut's Institute of Technology Thonburi Thailand						
for a project to recycle organic matter and reduce carbondioxide emissions by composting cane trash	31,160 00	0 00	0 00	31,160 00	0 00	0 00
UNITED KINGDOM						
Leadership for Environment and Development International Inc 48 Prince's Gardens London SW7 2PE United Kingdom						
for general support	0 00	0 00	-13,667 00	0 00	13,667 00	0 00
to build human capital for leadership that will promote sustainable development and nurture international cooperation to accomplish these ends	6,300,000 00	0 00	6,300,000 00	0 00	0 00	0 00

THE ROCKEFELLER FOUNDATION
 Identification Number 13-1659629
 GRANTS AND EXPENDITURES REPORT

Attachment #2 A
 Page 194 of 327

PROGRAM COUNTRY US STATE Grantee Name(s) - Person(s) or Institution(s) Purpose	UNEXPENDED BALANCE AS OF 01-Jan-2000	APPROVED IN 2000	NET EXPENDITURES AS OF Dec-2000	LAPSES (incl canc & recens) IN 2000	REVERSIONS (incl canc & recens) IN 2000	UNEXPENDED BALANCE AS OF Dec-2000
GLOBAL ENVIRONMENT						
UNITED KINGDOM						
Leadership for Environment and Development International Inc toward the costs of its Fellows Program	2,000,000 00	0 00	2,000,000 00	0 00	0 00	0 00
UNITED STATES						
ARKANSAS						
Winrock International Institute for Agricultural Development 38 Winrock Drive Morilton Arkansas 72110-9370						
to provide technical assistance for the Energy Conversion Devices/SuryOvonics demonstration project to manufacture and distribute photovoltaic lanterns in India	456 10	0 00	0 00	0 00	0 00	456 10
CALIFORNIA						
Energy Foundation Building 1012 2nd floor P O Box 29905 San Francisco California 94129-0905						
to continue support for its work on U S energy efficiency and renewable enery sources	4,500,000 00	0 00	2,000,000 00	0 00	0 00	2,500,000 00
State of California P O Box 942896 Sacramento California 94296-0001						
for use by its department of Parks and Recreation, North Coast Redwoods District, toward the costs of maintaining the streamflow station on Bull Creek, to be used in determining management strategies for ancient Redwood forests	23,809 00	0 00	7,800 00	0 00	0 00	16,009 00
NEW JERSEY						
E&Co 383 Franklin Street Bloomfield New Jersey 07003						
to continue support for its work to advance the formation and growth of new-energy-paradigm enterprises in developing countries	1,019,258 00	0 00	0 00	0 00	0 00	1,019,258 00
WASHINGTON, DC						
Africare 440 R Street NW Washington, Washington, DC 20001						
for a rural economic development project in Zimbabwe using photovoltaics	10,719 00	0 00	0 00	10,719 00	0 00	0 00

THE ROCKEFELLER FOUNDATION
Identification Number 13-1659629
GRANTS AND EXPENDITURES REPORT

Attachment #2 A
Page 195 of 327

PROGRAM COUNTRY US STATE Grantee Name(s) - Person(s) or Institution(s) Purpose	UNEXPENDED BALANCE AS OF 01-Jan-2000	APPROVED IN 2000	NET EXPENDITURES AS OF Dec-2000	LAPSES (incl cancels & recs) IN 2000	REVERSIONS (incl cancels & recs) IN 2000	UNEXPENDED BALANCE AS OF Dec-2000
GLOBAL ENVIRONMENT						
GENERAL - FOUNDATION ADMINISTERED PROJECTS						
for a conference on the feasibility of using plant oil to help meet the energy needs of rural populations	5,099 95	0 00	4,148 61	0 00	0 00	951 34
for a global energy initiative to identify and mobilize funding sources for a new energy paradigm promoting the use of sustainable energy efficient and renewable energy systems	2,702 19	0 00	2,383 48	247 29	0 00	71 42
for administrative expenses associated with the costs of project identification	42,868 25	0 00	0 00	0 00	42,868 25	0 00
for administrative expenses associated with the costs of project identification	1,972 96	0 00	0 00	0 00	1,972 96	0 00
for an exploration of environmental security as it pertains to sustainable livelihoods and enriched lives	105,753 60	0 00	93,940 13	0 00	0 00	11,813 47
for expenses associated with a strategic planning exercise for the Foundation's Global Environment Division	22,368 39	0 00	22,368 39	0 00	0 00	0 00
for the costs of consultants to the energy program designed to convince key policymakers in selected countries of the value of a transition to the new energy paradigm	17,618 02	0 00	16,718 02	0 00	0 00	900 00
for the costs of designing a program to facilitate the transition to a new energy paradigm	4,718 67	0 00	0 00	0 00	4,718 67	0 00
for the proceedings of a conference on the feasibility of using plant oil to help meet the energy needs of rural populations	1,120 70	0 00	0 00	0 00	1,120 70	0 00
to purchase copies of the book, International Perspectives in Environment, Development and Health, for distribution to developing-country universities and non-governmental organizations	2 62	0 00	0 00	2 62	0 00	0 00
toward the costs of designing a program to facilitate the transition to a new energy paradigm	32 99	0 00	0 00	0 00	32 99	0 00
toward the costs of designing a program to facilitate the transition to a new energy paradigm	25,998 50	0 00	25,998 50	0 00	0 00	0 00
TOTAL 30 - GLOBAL ENVIRONMENT	14,408,016 49	0 00	10,659,421 36	42,471 43	65,559 87	3,640,563 83

THE ROCKEFELLER FOUNDATION
Identification Number 13-1659629
GRANTS AND EXPENDITURES REPORT

Attachment #2 A
Page 196 of 327

PROGRAM COUNTRY US STATE Grantee Name(s) - Person(s) or Institution(s) Purpose	UNEXPENDED BALANCE AS OF 01-Jan-2000	APPROVED IN 2000	NET EXPENDITURES AS OF Dec-2000	LAPSES (incl cancels & recs) IN 2000	REVERSIONS (incl cancels & recs) IN 2000	UNEXPENDED BALANCE AS OF Dec-2000
GLOBAL INCLUSION						
AUSTRALIA						
La Trobe University Bundoora Victoria 3083 Australia						
toward the costs of an abbreviated version of its study on global governance reform	0 00	15,000 00	15,000 00	0 00	0 00	0 00
CANADA						
International Institute for Sustainable Development 161 Portage Avenue East 6th Floor Winnipeg Manitoba, R3B 0Y4 Canada						
for a project to build long-term capacity among developing-country institutions to address trade and sustainable development issues	0 00	400,000 00	400,000 00	0 00	0 00	0 00
toward the costs of reports and on-line coverage of meetings related to intellectual property rights for publication in its Earth Negotiations Bulletin	0 00	100,000 00	100,000 00	0 00	0 00	0 00
Le Forum International de Montréal 380 rue St-Antoine Ouest Bureau 3200 Montreal, H2Y 3X7 Canada						
toward the cost of two projects its Forum 2000 on Human Security and a new global governance initiative	0 00	70,000 00	70,000 00	0 00	0 00	0 00
Rural Advancement Foundation International 478 River Avenue Suite 200 Winnipeg MB R3L 0C8 Canada						
for a program to advance the informal participation of rural societies of developing countries in agricultural research and development that address food security	0 00	317,500 00	317,500 00	0 00	0 00	0 00
for the participation of representatives from southern civil society organizations in the Global Forum on Agricultural Research, an international conference on agricultural biotechnology and food security-related topics	0 00	45,000 00	45,000 00	0 00	0 00	0 00
CHINA						
Chinese Academy of Agricultural Sciences 30 Baishiqiao Road Beijing 100081 China						
for use by its Center for Chinese Agricultural Policy toward the costs of a study aimed at developing a set of national policies related to the generation and use of agri-biotechnologies	0 00	94,300 00	0 00	0 00	94,300 00	0 00

THE ROCKEFELLER FOUNDATION
Identification Number 13-1659629
GRANTS AND EXPENDITURES REPORT

Attachment #2 A
Page 197 of 327

PROGRAM COUNTRY US STATE Grantee Name(s) - Person(s) or Institution(s) Purpose	UNEXPENDED BALANCE AS OF 01-Jan-2000	APPROVED IN 2000	NET EXPENDITURES AS OF Dec-2000	LAPSES (incl cancs & recens) IN 2000	REVERSIONS (incl cancs & recens) IN 2000	UNEXPENDED BALANCE AS OF Dec-2000
GLOBAL INCLUSION						
COLOMBIA						
Centro Internacional de Agricultura Tropical Apartado Aéreo 6713 Recta Cali-Palmira, Km 17 Cali, Colombia						
to develop and follow a multi-step process involving biosafety assessment, nutritional testing and negotiations on intellectual property rights for the delivery of safe and useful transgenic rice cultivars to seed producers and farmers in Costa Rica and other Latin American countries	0 00	150,075 00	150,075 00	0 00	0 00	0 00
COSTA RICA						
Universidad de Costa Rica Ciudad Universitaria Rodrigo Facio San Pedro de Montes de Oca San Jose Costa Rica						
to develop and follow a multi-step process involving biosafety assessment, nutritional testing and negotiations on intellectual property rights for the delivery of safe and useful transgenic rice cultivars to seed producers and farmers in Costa Rica and other Latin American countries	0 00	150,000 00	150,000 00	0 00	0 00	0 00
ENGLAND						
International Planned Parenthood Federation Regent's College Inner Circle Regent's Park London, NW1 4NS England						
to continue an educational initiative on international reproductive health issues by contributing to the peer review process of individual countries' overseas development assistance efforts that is undertaken by the OECD's Development Assistance Committee	0 00	138,590 00	32,460 00	0 00	0 00	106,130 00
Panos Institute 9 White Lion Street London N1 9PD England						
toward the cost of a pilot project in Kenya and Zambia to stimulate public awareness and debate on plant biotechnology	0 00	75,320 00	75,320 00	0 00	0 00	0 00
toward the costs of a project to examine issues concerning patenting and other intellectual property rights as they affect public health in developing countries	0 00	116,175 00	116,175 00	0 00	0 00	0 00

THE ROCKEFELLER FOUNDATION
Identification Number 13-1659629
GRANTS AND EXPENDITURES REPORT

Attachment #2 A
Page 198 of 327

PROGRAM COUNTRY US STATE Grantee Name(s) - Person(s) or Institution(s) Purpose	UNEXPENDED BALANCE AS OF 01-Jan-2000	APPROVED IN 2000	NET EXPENDITURES AS OF Dec-2000	LAPSES (Incl cancels & reverses) IN 2000	REVERSIONS (Incl cancels & reverses) IN 2000	UNEXPENDED BALANCE AS OF Dec-2000
GLOBAL INCLUSION						
ENGLAND						
The Royal Institute of International Affairs Chatham House 10 St James's Square London, SW1Y 4LE England						
for a workshop and book publication that will analyze the evolution of the Cartagena Protocol on Biosafety in order to provide background for its interpretation and implementation	0 00	68,000 00	68,000 00	0 00	0 00	0 00
FINLAND						
Family Federation of Finland Helsinki, 00101 Finland						
to complete an educational initiative on international reproductive health and family planning issues for parliamentarians, government officials, and the media	0 00	172,640 00	172 640 00	0 00	0 00	0 00
FRANCE						
Equilibrium and Population 205 Boulevard St Germain Paris 75007 France						
for activities designed to educate European policymakers and the public about international population and reproductive health issues	0 00	248,000 00	248,000 00	0 00	0 00	0 00
GERMANY						
Bellagio Forum for Sustainable Development An der Bismarck 2 Osnabruck 49090 Germany						
for general support	0 00	60,000 00	60,000 00	0 00	0 00	0 00
INDIA						
Centre for Science and Environment 41, Tughlakabad Institutional Area New Delhi, 110 062 India						
toward the costs of a study on the practice of community-based water management on degraded lands	0 00	20,000 00	0 00	0 00	0 00	20,000 00

THE ROCKEFELLER FOUNDATION
Identification Number 13-1659629
GRANTS AND EXPENDITURES REPORT

Attachment #2 A
Page 199 of 327

PROGRAM COUNTRY US STATE Grantee Name(s) - Person(s) or Institution(s) Purpose	UNEXPENDED BALANCE AS OF 01-Jan-2000	APPROVED IN 2000	NET EXPENDITURES AS OF Dec-2000	LAPSES (incl cancels & recs) IN 2000	REVERSIONS (incl cancels & recs) IN 2000	UNEXPENDED BALANCE AS OF Dec-2000
GLOBAL INCLUSION						
ITALY						
Food and Agriculture Organization of the United Nations Viale delle Terme di Caracalla Rome, 00100 Italy						
for use by its sub-regional office in southern and eastern Africa to develop information materials to be used in Africa to communicate issues related to the development and use of transgenic crop plants	0 00	12,000 00	12,000 00	0 00	0 00	0 00
KENYA						
African Biotechnology Stakeholders Forum P O Box 66069 Nairobi Kenya						
toward the costs of a mass media and policymakers workshop on biotechnology	0 00	29,605 00	29,605 00	0 00	0 00	0 00
International Centre for Research in Agroforestry United Nations Avenue PO Box 30677 Nairobi, Kenya						
to support the development of science-based tools to advance local participatory watershed management in Thailand	0 00	175,000 00	175,000 00	0 00	0 00	0 00
International Centre of Insect Physiology and Ecology Duduville Kasarani P O Box 30772 Nyayo Stadium Nairobi, Kenya						
for research to assess the risk of transgene dissemination associated with the introduction of genetically modified crops in Africa using cowpea as a model	0 00	250,000 00	250,000 00	0 00	0 00	0 00
NEPAL						
Nepal Water Conservation Foundation GPO Box 2221 Kathmandu, Nepal						
toward the costs of a workshop and strategy meeting on water issues related to human rights and governance, to be held in Kathmandu, Nepal, October 2000	0 00	35,000 00	0 00	0 00	0 00	35,000 00

THE ROCKEFELLER FOUNDATION
Identification Number 13-1659629
GRANTS AND EXPENDITURES REPORT

Attachment #2 A
Page 200 of 327

PROGRAM COUNTRY US STATE Grantee Name(s) - Person(s) or Institution(s) Purpose	UNEXPENDED BALANCE AS OF 01-Jan-2000	APPROVED IN 2000	NET EXPENDITURES AS OF Dec-2000	LAPSES (incl cancels & recs) IN 2000	REVERSIONS (incl cancels & recs) IN 2000	UNEXPENDED BALANCE AS OF Dec-2000
GLOBAL INCLUSION						
PHILIPPINES						
The International South Group Network 25-C Matiyaga Street Central District Quezon City, Philippines						
to support the projects of its Southern and Eastern Africa Trade Information and Negotiations Initiative to strengthen the ability of African officials to negotiate on trade and development issues, and to develop research and teaching capacity in trade policy in African institutions	0 00	206,000 00	150,000 00	0 00	0 00	56,000 00
SOUTH AFRICA						
AfricaBio P O Box 873 Irene, South Africa						
toward the costs of a workshop on food and agricultural biotechnology for decision makers in the South African Development Community region to be held in Midrand, Gauteng, South Africa	0 00	58,200 00	58,200 00	0 00	0 00	0 00
StreetNet Association 59 & 60 Diakonia Centre 20 St Andrews Street Durban, South Africa						
for research on (1) economic conditions of women street vendors in Zimbabwe, Uganda, Cote d'Ivoire, and Ghana, and (2) a set of public dialogues to promote policies and practices that will improve their well-being	0 00	80,000 00	0 00	0 00	0 00	80,000 00
SRI LANKA						
Social Scientists' Association 425/15 Thimbrigasyaya Road Colombo 05 Sri Lanka						
toward the costs of a project to examine the political economy of armed conflict and its contribution to ethnic polarization in Sri Lanka	0 00	25,000 00	0 00	0 00	0 00	25,000 00
SWEDEN						
Swedish Association for Sex Education Stockholm Sweden						
to complete an educational initiative concerning the Cairo Programme of Action, particularly adolescent reproductive health and rights, for Swedish opinion leaders, government officials, and the public	0 00	75,000 00	75,000 00	0 00	0 00	0 00

THE ROCKEFELLER FOUNDATION
Identification Number 13-1659629
GRANTS AND EXPENDITURES REPORT

Attachment #2 A
Page 201 of 327

PROGRAM COUNTRY US STATE Grantee Name(s) - Person(s) or Institution(s) Purpose	UNEXPENDED BALANCE AS OF 01-Jan-2000	APPROVED IN 2000	NET EXPENDITURES AS OF Dec-2000	LAPSES (incl cancels & recs) IN 2000	REVERSIONS (incl cancels & recs) IN 2000	UNEXPENDED BALANCE AS OF Dec-2000
GLOBAL INCLUSION						
SWITZERLAND						
Global Labour Institute Foundation Avenue Wendi 12 Geneva CH-1203 Switzerland						
toward the costs of planning an international conference of informal sector workers, aimed at increasing the participation of such workers in negotiations on international labor standards	0 00	31,000 00	31,000 00	0 00	0 00	0 00
Habitat International Coalition UN Liaison Office 8 rue Gustave Moynier 1202 Geneva Switzerland						
for the work of its project, the International NGO Committee on Human Rights in Trade and Investment	0 00	51,000 00	0 00	0 00	0 00	51,000 00
International Centre for Trade and Sustainable Development International Environment House 13 Chemin des Anémones 1219 Châtelaine Geneva Switzerland						
toward the costs of production and development of two of its BRIDGES publications - a monthly review and a weekly trade news digest	0 00	50,000 00	0 00	0 00	0 00	50,000 00
International Council on Human Rights Policy 48 chemin du Grand-Montfleury PO Box 147 Versoix 1290 Switzerland						
toward the costs of a meeting of national and international human rights organizations to discuss the dilemmas that arise when human rights abuses are addressed through military intervention	0 00	40,000 00	0 00	0 00	0 00	40,000 00
toward the costs of a report on the impact and effectiveness of human rights organizations on armed groups to respect human rights	0 00	24,500 00	24,500 00	0 00	0 00	0 00
South Centre P O Box 228 19 Geneva 1211 Switzerland						
for a joint project with the Center for International Environmental Law to enhance developing-country participation in World Trade Organization negotiations on intellectual property	0 00	82,113 00	82,113 00	0 00	0 00	0 00
for the costs of the publication and dissemination of a monograph by Dr Carlos Correa on integrating public health concerns into patent legislation in developing countries	0 00	36,000 00	36,000 00	0 00	0 00	0 00

THE ROCKEFELLER FOUNDATION
Identification Number 13-1659629
GRANTS AND EXPENDITURES REPORT

Attachment #2 A
Page 202 of 327

PROGRAM COUNTRY US STATE Grantee Name(s) - Person(s) or Institution(s) Purpose	UNEXPENDED BALANCE AS OF 01-Jan-2000	APPROVED IN 2000	NET EXPENDITURES AS OF Dec-2000	LAPSES (incl canc & recens) IN 2000	REVERSIONS (incl canc & recens) IN 2000	UNEXPENDED BALANCE AS OF Dec-2000
GLOBAL INCLUSION						
SWITZERLAND						
South Centre for the costs of the publication and dissemination of two monographs by Carlos Correa on intellectual property rights issues in developing countries	0 00	45,000 00	45,000 00	0 00	0 00	0 00
to enable experts to take part in a two-day workshop in Geneva on implementing the Biosafety Protocol	0 00	23,120 00	23,120 00	0 00	0 00	0 00
World Business Council for Sustainable Development 4 chemin de Conches Conches-Geneva CH-1231 Switzerland						
to examine and build support for the ways in which the mining industry can contribute to a global transition to sustainable development	0 00	150,000 00	0 00	0 00	0 00	150,000 00
THAILAND						
Chiang Mai University 239 Huay Kaew Road Muang District Chiang Mai 50200 Thailand						
toward the costs of an international symposium on the governance of natural resources in the Mekong region	0 00	15,000 00	15,000 00	0 00	0 00	0 00
Green World Foundation 394/46-48 Boi Penphat 4 Maharaj Road Pranakorn Bangkok 10200 Thailand						
toward the costs of a workshop on community river care in the Mekong region	0 00	19,360 00	19,360 00	0 00	0 00	0 00
TRINIDAD & TOBAGO						
The Cropper Foundation 2 Mt. Anne Drive, Cascade Port of Spain Trinidad & Tobago						
toward the costs of an international conference to investigate public policies in environment to promote greater equity	0 00	60,000 00	0 00	0 00	0 00	60,000 00

THE ROCKEFELLER FOUNDATION
Identification Number 13-1659629
GRANTS AND EXPENDITURES REPORT

Attachment #2 A
Page 203 of 327

PROGRAM COUNTRY US STATE Grantee Name(s) - Person(s) or Institution(s) Purpose	UNEXPENDED BALANCE AS OF 01-Jan-2000	APPROVED IN 2000	NET EXPENDITURES AS OF Dec-2000	LAPSES (Incl cancels & recs) IN 2000	REVERSIONS (Incl cancels & recs) IN 2000	UNEXPENDED BALANCE AS OF Dec-2000
GLOBAL INCLUSION						
UNITED KINGDOM						
Institute of Development Studies University of Sussex Brighton BN1 9RE United Kingdom						
for a research program to examine biotechnology policy processes in developing countries and to explore how different local and national contexts enable or constrain the consideration of poor farmers' perspectives	0 00	300,000 00	300,000 00	0 00	0 00	0 00
International Institute for Strategic Studies London United Kingdom						
toward the costs of its project to examine the effects of international administration of war-torn societies	0 00	15,000 00	15,000 00	0 00	0 00	0 00
toward the costs of the publication and dissemination of a monograph that examines the potential for peace conditionality	0 00	20,000 00	0 00	0 00	0 00	20,000 00
King's College University of Cambridge Cambridge, CB2 1ST United Kingdom						
toward the costs of the Common Security Forum, a joint project with Harvard University's Center for Population and Development Studies to encourage new ways of thinking about global security	0 00	500,000 00	172,000 00	0 00	0 00	328,000 00
Leadership for Environment and Development International, Inc 48 Prince's Gardens London SW7 2PE United Kingdom						
for general support	0 00	15,000,000 00	10,000,000 00	0 00	0 00	5,000,000 00
Queens' College University of Cambridge CB3 9ET Cambridge, United Kingdom						
toward the costs of developing-country participants in two educational seminars on changing international financial regulations	0 00	100,000 00	100,000 00	0 00	0 00	0 00
Water Policy International Limited "Rustlings" 1 Dome Hill Caterham Surrey, CR3 6EE United Kingdom						
toward the costs of African participation in a workshop on the establishment of an international civil society discourse on development in the Nile Basin	0 00	26,000 00	26,000 00	0 00	0 00	0 00

THE ROCKEFELLER FOUNDATION
Identification Number 13-1659629
GRANTS AND EXPENDITURES REPORT

Attachment #2 A
Page 204 of 327

PROGRAM COUNTRY US STATE Grantee Name(s) - Person(s) or Institution(s) Purpose	UNEXPENDED BALANCE AS OF 01-Jan-2000	APPROVED IN 2000	NET EXPENDITURES AS OF Dec-2000	LAPSES (incl canc & recons) IN 2000	REVERSIONS (incl canc & recons) IN 2000	UNEXPENDED BALANCE AS OF Dec-2000
GLOBAL INCLUSION						
VIETNAM						
Hanoi Agricultural University Chau Quy, Gia Lam Hanoi, Vietnam						
toward the costs of a national workshop on the impacts of decentralization policies on water and natural resource management in the Vietnamese uplands	0 00	10,000 00	10,000 00	0 00	0 00	0 00
Tay Nguyen University 567 Le Duan Street Buon Ma Thuot Daklak Vietnam						
toward the costs of a workshop on participatory water resources management in Vietnam's central highlands	0 00	7,500 00	7,500 00	0 00	0 00	0 00
UNITED STATES						
CALIFORNIA						
Nautilus of America, Inc 125 University Avenue Berkeley California 94710-1616						
for a fellowship program on information technology and security for young policymakers	0 00	500,000 00	500,000 00	0 00	0 00	0 00
Pacific Institute for Studies in Development Environment and Security 654 13th Street Preservation Park Oakland California 94612						
for research to assess the connections between water resources and issues of economic globalization and privatization	0 00	61,780 00	61,780 00	0 00	0 00	0 00
toward the costs of the purchase and distribution of The World's Water, a book on global and regional freshwater problems and solutions, to university libraries and non-governmental organizations in sub-Saharan Africa and South and Southeast Asia	0 00	10,000 00	10,000 00	0 00	0 00	0 00
Project Underground 1916 Martin Luther King Jr Way Berkeley, California 94704						
toward the costs of developing a web-based database on conflicts around the world that are based on mining and oil resources and that affect minorities	0 00	20,000 00	20,000 00	0 00	0 00	0 00
Stanford University Stanford California 94305						
for use by its Institute for International Studies toward the costs of its Initiative for Policy Dialogue to foster transparent and participatory decision-making processes at both the national and global levels	0 00	150,000 00	150,000 00	0 00	0 00	0 00

THE ROCKEFELLER FOUNDATION
Identification Number 13-1659629
GRANTS AND EXPENDITURES REPORT

Attachment #2 A
Page 205 of 327

PROGRAM COUNTRY US STATE Grantee Name(s) - Person(s) or Institution(s) Purpose	UNEXPENDED BALANCE AS OF 01-Jan-2000	APPROVED IN 2000	NET EXPENDITURES AS OF Dec-2000	LAPSES (incl cancels & recens) IN 2000	REVERSIONS (incl cancels & recens) IN 2000	UNEXPENDED BALANCE AS OF Dec-2000
GLOBAL INCLUSION						
UNITED STATES						
CALIFORNIA						
The Tides Center The Presidio P O Box 29907 San Francisco California 94129-0907						
for use by its project, New Economy Communications, toward its project to develop a strategy for non-governmental organizations to assist the poor and excluded in developing countries to obtain on labor rights in the global economy	0 00	98,100 00	98,100 00	0 00	0 00	0 00
toward the costs of its project, Northwest Science and Environmental Policy Center, for its work on Intellectual property and North-South Issues in the development of agricultural biotechnology	0 00	50,000 00	0 00	0 00	0 00	50,000 00
DELAWARE						
Global BioDiversity Institute, Inc 19 S Stuyvesant Drive - P O Box 9632 Wilmington, Delaware 19809-3433						
toward the costs of its training program in biodiversity, biotechnology, and law at the University of Botswana, August 14 through September 7, 2000	0 00	30,000 00	30,000 00	0 00	0 00	0 00
ILLINOIS						
Park Ridge Center 211 E Ontario Suite 800 Chicago Illinois 60611-3215						
to conduct a three-part inquiry in order to develop a framework of ethics from which to evaluate globalization	0 00	104,960 00	104,960 00	0 00	0 00	0 00
MARYLAND						
George Meany Center for Labor Studies Inc The National Labor College 10000 New Hampshire Avenue Silver Spring, Maryland 20903						
toward the costs of participation of representatives from developing countries in a meeting of union and worker educators to discuss popular education in the more global economy	0 00	30,000 00	30,000 00	0 00	0 00	0 00
Project Hope International 1174 Palmwood Court Arnold Maryland 21012						
for the costs of research to inform the development of a "safe-house" in northeastern Thailand for the victims of child prostitution and exploitation	0 00	19,640 00	0 00	0 00	0 00	19,640 00

THE ROCKEFELLER FOUNDATION
Identification Number 13-1659829
GRANTS AND EXPENDITURES REPORT

Attachment #2 A
Page 206 of 327

PROGRAM COUNTRY US STATE Grantee Name(s) - Person(s) or Institution(s) Purpose	UNEXPENDED BALANCE AS OF 01-Jan-2000	APPROVED IN 2000	NET EXPENDITURES AS OF Dec-2000	LAPSES (incl cancels & recs) IN 2000	REVERSIONS (incl cancels & recs) IN 2000	UNEXPENDED BALANCE AS OF Dec-2000
GLOBAL INCLUSION						
UNITED STATES						
MARYLAND						
The Affinity Group on Population Reproductive Health and Rights 6905 Woodland Avenue Takoma Park Maryland 20912						
for general support and toward the cost of an analysis of current funding trends in population, reproductive health and rights	0 00	100,000 00	50,000 00	0 00	0 00	50,000 00
 The Circle Foundation Inc 7409 Fairfax Road Bethesda, Maryland 20814						
toward the costs of its "Vox Populi" project, designed to give the American public a greater voice in the public policy process, through the interpretation of policy data, a television series, and a website	0 00	50,000 00	50,000 00	0 00	0 00	0 00
 MASSACHUSETTS						
American Academy of Arts and Sciences Norton's Woods 136 Irving Street Cambridge, Massachusetts 02138-1996						
toward the costs of its Pugwash Study Group's project on intervention, sovereignty, and international security	0 00	50,000 00	50,000 00	0 00	0 00	0 00
 Bryan Rich 77 Trowbridge Street Suite 34 Cambridge Massachusetts 02138						
for completion of a documentary, Breaking the Codes, on ethnic conflict in Burundi	0 00	25,000 00	12,500 00	0 00	0 00	12,500 00
 Economic Affairs Bureau, Inc 740 Cambridge Street Cambridge Massachusetts 02141 1401						
toward the cost of a series of articles for its magazine, Dollars and Sense, on the connections between the expansion of corporate dominance throughout the world and the increased lethality of conflicts among and within smaller nations	0 00	10,000 00	10,000 00	0 00	0 00	0 00
 Harvard University						
toward the costs of a research and fellowship program for developing-country policymakers designed to make openness work for developing countries by establishing national models appropriate to the diversity of their institutional structures	0 00	100,000 00	100,000 00	0 00	0 00	0 00
 Cambridge Massachusetts 02138						
toward the costs of a re-survey on water use, sanitation, energy use and demographic transitions in two rural villages in North Bihar, India	0 00	50,000 00	25,000 00	0 00	0 00	25,000 00

THE ROCKEFELLER FOUNDATION
Identification Number 13-1659629
GRANTS AND EXPENDITURES REPORT

Attachment #2 A
Page 207 of 327

PROGRAM COUNTRY US STATE Grantee Name(s) - Person(s) or Institution(s) Purpose	UNEXPENDED BALANCE AS OF 01-Jan-2000	APPROVED IN 2000	NET EXPENDITURES AS OF Dec-2000	LAPSES (incl canc & recens) IN 2000	REVERSIONS (incl canc & recens) IN 2000	UNEXPENDED BALANCE AS OF Dec-2000
GLOBAL INCLUSION						
UNITED STATES						
MASSACHUSETTS						
Harvard University toward the costs of the Common Security Forum, a joint project with King's College, University of Cambridge, to encourage new ways of thinking about global security, as well as the active development of new policies for global political cooperation and the renewal of International political institutions	0 00	200,000 00	134,000 00	0 00	0 00	66,000 00
The American Prospect, Inc 5 Broad Street Boston Massachusetts 02109 toward the costs of its project on the governance of global commerce and how increasing globalization can benefit, rather than penalize, the poorest and most marginalized peoples of the world, for publication in its magazine, The American Prospect	0 00	200,000 00	200,000 00	0 00	0 00	0 00
University of Massachusetts at Amherst 374 Whitmore Box 38370 Amherst Massachusetts 01003-8370 for use by its Political Economy Research Institute for a research project on how to restructure complementary domestic and international financial rules and institutions in order to promote more stable, egalitarian growth in a period of global economic integration	0 00	75,000 00	75,000 00	0 00	0 00	0 00
University of Massachusetts Lowell 600 Suffolk Street Lowell, Massachusetts 01854 for use by its Lowell Center for Sustainable Production toward the costs of a training program in clean production for international environmental and community activists	0 00	25,500 00	25,500 00	0 00	0 00	0 00
World Media Foundation Inc 8 Story Street Cambridge Massachusetts 02138-4956 toward the costs of Living on Earth, National Public Radio's news Journal on the environment, for coverage on genetically modified agriculture	0 00	50,000 00	50,000 00	0 00	0 00	0 00
MINNESOTA						
Institute for Agriculture and Trade Policy 2105 First Avenue South Minneapolis Minnesota 55404-2505 toward the costs of its conference on building a movement for global democracy, to be held in Bellagio, Italy, May 2000	0 00	46,400 00	46,400 00	0 00	0 00	0 00

THE ROCKEFELLER FOUNDATION
Identification Number 13-1659629
GRANTS AND EXPENDITURES REPORT

Attachment #2 A
Page 208 of 327

PROGRAM COUNTRY US STATE Grantee Name(s) - Person(s) or Institution(s) Purpose	UNEXPENDED BALANCE AS OF 01-Jan-2000	APPROVED IN 2000	NET EXPENDITURES AS OF Dec-2000	LAPSES (incl canc & recens) IN 2000	REVERSIONS (incl canc & recens) IN 2000	UNEXPENDED BALANCE AS OF Dec-2000
GLOBAL INCLUSION						
UNITED STATES						
NEW YORK						
Center for Economic and Social Rights, Inc 162 Montague Street Second Floor Brooklyn, New York 11201						
for research on the conditions of the Kurdish minority in Iran to help understand how Islamic thought shapes the treatment of minorities	0 00	60,000 00	60,000 00	0 00	0 00	0 00
Earth Times Foundation 205 East 42nd Street Suite 1316 New York New York 10017						
toward the cost of reporting on population, international development, the environment, and other social issues	0 00	75,000 00	75,000 00	0 00	0 00	0 00
Human Rights Watch, Inc 350 Fifth Avenue 34th Floor New York, New York 10118-3299						
toward the costs of a research paper on its role in addressing the problem of human rights violations committed by armed, non-governmental groups, particularly in Asia and Africa	0 00	20,000 00	20,000 00	0 00	0 00	0 00
International Peace Academy 777 United Nations Plaza New York, New York 10017-3521						
toward the costs of its project on how economic issues in civil wars affect the transition from war to peace	0 00	200,000 00	200,000 00	0 00	0 00	0 00
International Service for the Acquisition of Agri Biotech Applications Ameri/Center Cornell University 260 Emerson Hall Ithaca, New York 14853						
to establish a knowledge center on crop biotechnology located in Southeast Asia serving all developing countries and to facilitate a dialogue that will enable policymakers and scientists responsible for crop biotechnology in developing countries to better understand the positions and concerns of all sides in the global debates on this topic	0 00	225,000 00	225,000 00	0 00	0 00	0 00
International Women's Health Coalition New York New York						
for general support	0 00	500,000 00	250,000 00	0 00	0 00	250,000 00

THE ROCKEFELLER FOUNDATION
Identification Number 13-1659629
GRANTS AND EXPENDITURES REPORT

Attachment #2 A
Page 209 of 327

PROGRAM COUNTRY US STATE Grantee Name(s) - Person(s) or Institution(s) Purpose	UNEXPENDED BALANCE AS OF 01-Jan-2000	APPROVED IN 2000	NET EXPENDITURES AS OF Dec-2000	LAPSES (Incl cancels & recens) IN 2000	REVERSIONS (Incl cancels & recens) IN 2000	UNEXPENDED BALANCE AS OF Dec-2000
GLOBAL INCLUSION						
UNITED STATES						
NEW YORK						
National Committee on American Foreign Policy 320 Park Avenue New York, New York 10022-6839						
toward the costs of a CD-ROM project on humanitarian mine clearance	0 00	135,000 00	135,000 00	0 00	0 00	0 00
 New School University 66 West 12th Street New York, New York 10011						
for use by its World Policy Institute toward the costs of producing several articles for its World Policy Journal	0 00	50,000 00	50,000 00	0 00	0 00	0 00
 New York University 70 Washington Square South New York, New York 10012						
for use by its Center on International Cooperation toward the costs of a research project to analyze regional conflict formations in South Central Asia and the Great Lakes region of Africa	0 00	225,000 00	225,000 00	0 00	0 00	0 00
 Public Interest Projects Inc 80 Broad Street 17th Floor New York, New York 10004						
toward the costs of a research project on tobacco control and trade issues	0 00	38,500 00	0 00	0 00	0 00	38,500 00
 Rockefeller Family Fund Inc 437 Madison Avenue, 37th Floor New York, New York 10022-7001						
for use by its Environmental Grantmakers Association toward the costs of the Funders' Network on Trade and Globalization, an initiative designed to raise awareness and facilitate dialogue within the foundation community about the relevance of international trade and globalization issues	0 00	22 150 00	22,150 00	0 00	0 00	0 00
 Social Science Research Council 810 Seventh Avenue New York New York 10019						
to complete a book-length case study of the effort to ban landmines that led to the Ottawa treaty	0 00	100,000 00	100,000 00	0 00	0 00	0 00
 Stephanie Black 135 Hudson Street New York New York 10013						
to complete a documentary film on the impact of policies and trends related to global economic integration in Jamaica	0 00	15,000 00	15,000 00	0 00	0 00	0 00

THE ROCKEFELLER FOUNDATION
Identification Number 13-1659629
GRANTS AND EXPENDITURES REPORT

Attachment #2 A
Page 210 of 327

PROGRAM COUNTRY US STATE Grantee Name(s) - Person(s) or Institution(s) Purpose	UNEXPENDED BALANCE AS OF 01-Jan-2000	APPROVED IN 2000	NET EXPENDITURES AS OF Dec-2000	LAPSES (incl canc & recens) IN 2000	REVERSIONS (incl canc & recens) IN 2000	UNEXPENDED BALANCE AS OF Dec-2000
GLOBAL INCLUSION						
UNITED STATES						
NEW YORK						
Syracuse University Syracuse, New York						
toward the costs of its Gene Media Forum's project to develop an international information system for journalists and the public on food and biotechnology	0 00	200,000 00	100,000 00	0 00	0 00	100,000 00
The Asia Society 725 Park Avenue New York, New York 10021-5088						
toward the costs of its study on conflict resolution in Asia	0 00	37,365 00	37,365 00	0 00	0 00	0 00
toward the costs of women's participation at a symposium to explore opportunities for building peace and civil society in Afghanistan	0 00	5,000 00	5,000 00	0 00	0 00	0 00
The Philanthropic Collaborative, Inc 30 Rockefeller Plaza New York New York 10012						
for general support of its Funders Working Group on Biotechnology	0 00	20,000 00	20,000 00	0 00	0 00	0 00
The Synergos Institute, Inc 9 East 69th Street New York New York 10021-4905						
for general support	0 00	450,000 00	450,000 00	0 00	0 00	0 00
United Nations Association of the United States of America, Inc 801 Second Avenue 2nd Floor New York, New York 10017						
for the planning phase of its project on global health and the United Nations system	0 00	50,000 00	50,000 00	0 00	0 00	0 00
United Nations Development Programme One United Nations Plaza New York New York 10017						
toward the cost of an alternative trade report on renewing the global governance of trade	0 00	150,000 00	150,000 00	0 00	0 00	0 00
toward the costs of a technical advisor for its Energy and Atmosphere Programme	0 00	80,000 00	0 00	0 00	0 00	80,000 00

THE ROCKEFELLER FOUNDATION
Identification Number 13-1659629
GRANTS AND EXPENDITURES REPORT

Attachment #2 A
Page 211 of 327

PROGRAM COUNTRY US STATE Grantee Name(s) - Person(s) or Institution(s) Purpose	UNEXPENDED BALANCE AS OF 01-Jan-2000	APPROVED IN 2000	NET EXPENDITURES AS OF Dec-2000	LAPSES (Incl cancels & recens) IN 2000	REVERSIONS (Incl cancels & recens) IN 2000	UNEXPENDED BALANCE AS OF Dec-2000
GLOBAL INCLUSION						
UNITED STATES						
NEW YORK						
United Nations Development Programme						
toward the costs of a workshop to inform, elicit and support civic efforts to resolve conflict by mapping future scenarios	0 00	10,000 00	10,000 00	0 00	0 00	0 00
toward the costs of an initiative designed to provide impetus to a broad debate on the question of fairness and inclusion in the decision-making structures of global negotiations and institutions	0 00	40,000 00	40,000 00	0 00	0 00	0 00
PENNSYLVANIA						
University of Pennsylvania						
Philadelphia, Pennsylvania 19104-6380						
for use by its Center for Bioethics to establish a framework of values and principles that can command broad public consensus and guide debate about genetically modified organisms and their role in relation to food security	0 00	447,700 00	447,700 00	0 00	0 00	0 00
for use by its Center for Bioethics to explore the current state of ownership, patenting and property statutes of genetic and biological material through the establishment of an international database	0 00	19,648 00	19,648 00	0 00	0 00	0 00
SOUTH CAROLINA						
John Dillé						
Department of Biology						
Winthrop University						
101 Sims Science Building						
Rock Hill South Carolina 29733						
to study the feasibility of publishing the Plant Biotechnology Quarterly, a new journal on genetically modified crops	0 00	15,685 00	15,685 00	0 00	0 00	0 00
VIRGINIA						
Financial Markets Center						
P O Box 334						
Philmont, Virginia 20131						
for an international conference to examine how to improve transparency and accountability in central banking policies and practices	0 00	80,000 00	80,000 00	0 00	0 00	0 00
First Nations Development Institute						
The Stores Building						
11917 Main Street						
Fredericksburg Virginia 22408						
toward the costs of its effort to find new approaches to securing indigenous peoples' cultural, artistic and scientific heritage through trade law and financial markets	0 00	100,000 00	100,000 00	0 00	0 00	0 00

THE ROCKEFELLER FOUNDATION
Identification Number 13-1659629
GRANTS AND EXPENDITURES REPORT

Attachment #2 A
Page 212 of 327

PROGRAM COUNTRY US STATE Grantee Name(s) - Person(s) or Institution(s) Purpose	UNEXPENDED BALANCE AS OF 01-Jan-2000	APPROVED IN 2000	NET EXPENDITURES AS OF Dec-2000	LAPSES (Incl canc & recens) IN 2000	REVERSIONS (Incl canc & recens) IN 2000	UNEXPENDED BALANCE AS OF Dec-2000
GLOBAL INCLUSION						
UNITED STATES						
WASHINGTON						
KCTS Television 401 Mercer Street Seattle Washington 98109						
toward the costs of its documentary, Hot Potatoes, a history of potato blight and efforts to develop blight-resistant potatoes	0 00	50,000 00	50,000 00	0 00	0 00	0 00
 WASHINGTON DC Benton Foundation 950 18th Street N W Washington, Washington DC 20006						
toward the costs of its One World US Center in its outreach and editorial activities related to women and reproductive rights	0 00	100,000 00	0 00	0 00	0 00	100,000 00
 Bread for the World Institute Inc 50 F Street NW Suite 500 Washington Washington, DC 20001						
to reframe debates about biotechnology in the context of a campaign to reduce hunger in Africa	0 00	200,000 00	200,000 00	0 00	0 00	0 00
 Center for Economic and Policy Research 1015 18th Street N W Suite 200 Washington Washington, DC 20036						
for its research and education project on policy issues related to economic integration and intellectual property rights	0 00	100,000 00	100,000 00	0 00	0 00	0 00
 Center for International Environmental Law Inc 1367 Connecticut Avenue, N W Suite 300 Washington Washington DC 20036-1860						
for a joint project, with the South Centre, to enhance developing-country participation in World Trade Organization negotiations on intellectual property	0 00	45,163 00	45,163 00	0 00	0 00	0 00
 to strengthen efforts by civil society, international organizations, and developing-country governments to promote constructive reform of the World Trade Organization and related international and regional trade and investment institutions	0 00	71,900 00	0 00	0 00	0 00	71,900 00

THE ROCKEFELLER FOUNDATION
Identification Number 13-1659629
GRANTS AND EXPENDITURES REPORT

Attachment #2 A
Page 213 of 327

PROGRAM COUNTRY US STATE Grantee Name(s) - Person(s) or Institution(s) Purpose	UNEXPENDED BALANCE AS OF 01-Jan-2000	APPROVED IN 2000	NET EXPENDITURES AS OF Dec-2000	LAPSES (incl cancels & recs) IN 2000	REVERSIONS (incl cancels & recs) IN 2000	UNEXPENDED BALANCE AS OF Dec-2000
GLOBAL INCLUSION						
UNITED STATES						
WASHINGTON DC						
Center for Science in the Public Interest 1875 Connecticut Ave N W Suite 300 Washington Washington, DC 20009-5728						
toward the costs of a project to broaden public debate on genetic engineering in agriculture and to encourage improved regulations in biotechnology	0 00	200,000 00	200,000 00	0 00	0 00	0 00
Consumer Federation of America Foundation 1424 16th Street NW Suite 604 Washington, Washington, DC 20036						
for research, analysis, commentary, and public information efforts of its Food Policy Institute on agricultural biotechnology issues	0 00	150,000 00	150,000 00	0 00	0 00	0 00
Development Group for Alternative Policies 927 Fifteenth Street, NW 4th Floor Washington Washington DC						
toward the costs of its Alliance for Responsible Trade's program to promote equitable and sustainable trade, economic integration and development in the Americas	0 00	70,000 00	70,000 00	0 00	0 00	0 00
toward the costs of its Structural Adjustment Participatory Review Initiative - a global civil-society network	0 00	150,000 00	150,000 00	0 00	0 00	0 00
Essential Information Inc P O Box 19405 Washington Washington DC 20036						
toward the costs of its Consumer Project on Technology's research on transparency and accountability in the intellectual property system	0 00	98,000 00	0 00	0 00	0 00	98,000 00
International Center for Not for-Profit Law Inc 733 15th Street, N W Suite 420 Washington, Washington DC 20005						
toward the costs of the component for sub-Saharan Africa of a database project designed to provide useful resources to advance the development of better laws affecting civil society organizations in countries around the world	0 00	25,000 00	25,000 00	0 00	0 00	0 00

THE ROCKEFELLER FOUNDATION
Identification Number 13-1659629
GRANTS AND EXPENDITURES REPORT

Attachment #2 A
Page 214 of 327

PROGRAM COUNTRY US STATE Grantee Name(s) - Person(s) or Institution(s) Purpose	UNEXPENDED BALANCE AS OF 01-Jan-2000	APPROVED IN 2000	NET EXPENDITURES AS OF Dec-2000	LAPSES (incl canc & recons) IN 2000	REVERSIONS (incl canc & recons) IN 2000	UNEXPENDED BALANCE AS OF Dec-2000
GLOBAL INCLUSION						
UNITED STATES						
WASHINGTON, DC						
Legislators Organization for a Balanced Environment 2000 P Steet, NW Suite 308 Washington, Washington DC 20036						
toward the costs of its project on globalization and the role of legislators in this process	0 00	40,000 00	40,000 00	0 00	0 00	0 00
National Center for Economic and Security Alternatives 3301 Stephenson Place, NW Washington, Washington DC 20015						
toward the costs of a project on developing comprehensive social and economic policy strategies for the United States in the era of globalization	0 00	50,000 00	50,000 00	0 00	0 00	0 00
World Resources Institute 10 G Street, NE Washington, Washington DC 20002						
for research on water management issues in the countries of the Mekong watershed	0 00	105,000 00	105,000 00	0 00	0 00	0 00
to strengthen the capacity of developing countries to implement the Biosafety Protocol through research, workshops, and the publication of a guide to the Protocol	0 00	400,000 00	200,000 00	0 00	0 00	200,000 00
toward the costs of initiating regional pilot assessments in Southeast Asia and southern Africa of the Millennium Ecosystem Assessment	0 00	87,000 00	87,000 00	0 00	0 00	0 00
GENERAL - FOUNDATION ADMINISTERED PROJECTS						
for a series of meetings and consultancies leading to a Bellagio conference to develop international mechanisms to strengthen minority rights globally with a focus on the United Nations system	0 00	105,000 00	10,512 47	0 00	0 00	94,487 53
for a series of meetings, service arrangements and consultancies to inform an ongoing exploration on promoting equitable economic integration	0 00	200,000 00	6,000 00	0 00	135,271 00	58,729 00
for a series of meetings, service arrangements and/or consultancies that will inform an ongoing exploration on intellectual property rights	0 00	580,000 00	56,715 02	0 00	308,000 00	215,284 98
for the costs of consultants for the Global Dialogues on Plant Biotechnology	0 00	100,000 00	59,722 10	0 00	0 00	40,277 90

THE ROCKEFELLER FOUNDATION
Identification Number 13-1659629
GRANTS AND EXPENDITURES REPORT

Attachment #2 A
Page 215 of 327

PROGRAM COUNTRY US STATE Grantee Name(s) - Person(s) or Institution(s) Purpose	UNEXPENDED BALANCE AS OF 01-Jan-2000	APPROVED IN 2000	NET EXPENDITURES AS OF Dec-2000	LAPSES (incl cancels & recs) IN 2000	REVERSIONS (incl cancels & recs) IN 2000	UNEXPENDED BALANCE AS OF Dec-2000
GLOBAL INCLUSION						
GENERAL - FOUNDATION ADMINISTERED PROJECTS						
for the costs of consultants for the Global Dialogues on Plant Biotechnology	0 00	341,500 00	140,803 75	0 00	0 00	200,696 25
to examine whether globalization makes non-state armed groups vulnerable to international pressure to improve respect for human rights	0 00	120,000 00	5 666 92	0 00	0 00	114,333 08
to explore the feasibility of a cross-thematic program on water with the Food Security and Health Equity themes	0 00	90,000 00	0 00	0 00	70,000 00	20,000 00
toward the costs of activities that are being developed to facilitate an international dialogue on biotechnology among groups holding divergent views on the application of biotechnology to agriculture	0 00	200,000 00	200,000 00	0 00	0 00	0 00
toward the costs of activities to develop an ongoing international dialogue on the application of biotechnology to agriculture among groups holding divergent views	0 00	847,430 00	470,322 94	0 00	0 00	377,107 06
TOTAL 127 - GLOBAL INCLUSION	0 00	29,745,419 00	20,834,262 20	0 00	607,571 00	8,303,585 80

THE ROCKEFELLER FOUNDATION
Identification Number 13-1659629
GRANTS AND EXPENDITURES REPORT

Attachment #2 A
Page 216 of 327

PROGRAM COUNTRY US STATE Grantee Name(s) - Person(s) or Institution(s) Purpose	UNEXPENDED BALANCE AS OF 01-Jan-2000	APPROVED IN 2000	NET EXPENDITURES AS OF Dec-2000	LAPSES (incl canc & recens) IN 2000	REVERSIONS (incl canc & recens) IN 2000	UNEXPENDED BALANCE AS OF Dec-2000
GLOBAL PROGRAMS						
ARGENTINA						
University of San Andres Vito Dumas 284 1644 Victoria Buenos Aires, Argentina						
to continue support of a donor education and networking program for Argentina based on The Philanthropy Workshop	0 00	100,000 00	100,000 00	0 00	0 00	0 00
to develop and launch a donor training program for Argentina based on The Philanthropy Workshop	0 00	50,000 00	50,000 00	0 00	0 00	0 00
CANADA						
The Resilience Alliance c/o Department of Biology Acadia University Wolfville Nova Scotia BOP 1X0 Canada						
toward the costs of its project, Integrative Experiments for Sustainability	300,000 00	0 00	0 00	0 00	0 00	300,000 00
SENEGAL						
The Africa Net Trust B P 5720 Dakar Fann, Senegal						
toward the development and launch of two television and radio programs Teenzine Africa (health, science, technology, geography, and economics for young people) and Africa This Week (pan-African news and financial analysis)	250,000 00	0 00	125,000 00	0 00	0 00	125,000 00
UNITED KINGDOM						
British Broadcasting Corporation Bush House P O Box 76 Strand London, WC2B 4PH United Kingdom						
for use by its World Service toward the costs of a radio series on the history of Africa	200,000 00	0 00	200,000 00	0 00	0 00	0 00

THE ROCKEFELLER FOUNDATION
Identification Number 13-1659629
GRANTS AND EXPENDITURES REPORT

Attachment #2 A
Page 217 of 327

PROGRAM COUNTRY US STATE Grantee Name(s) - Person(s) or Institution(s) Purpose	UNEXPENDED BALANCE AS OF 01-Jan-2000	APPROVED IN 2000	NET EXPENDITURES AS OF Dec-2000	LAPSES (incl cancels & recens) IN 2000	REVERSIONS (incl cancels & recens) IN 2000	UNEXPENDED BALANCE AS OF Dec-2000
GLOBAL PROGRAMS						
UNITED STATES						
CALIFORNIA						
Hispanics In Philanthropy 2606 Dwight Way Berkeley, California 94704						
to develop an education and networking program for new donors working transnationally between Latin America and the United States	0 00	225,000 00	225,000 00	0 00	0 00	0 00
MASSACHUSETTS						
Harvard University Cambridge Massachusetts 02138						
for use by its Center for International Development toward the costs of its project on the role of biotechnology in the global economy, specifically the implications for developing countries	0 00	500,000 00	250,000 00	0 00	0 00	250,000 00
NEW YORK						
to provide support for its Omar Bradley Fellowship Program	0 00	0 00	-500,000 00	500,000 00	0 00	0 00
WASHINGTON DC						
1211 Connecticut Avenue NW (Suite 510) Washington Washington, DC 20036						
for the development of philanthropy in Latin America and the Caribbean	101,950 08	0 00	50,975 04	0 00	0 00	50,975 04
Consumer Federation of America Foundation 1424 16th Street, NW Suite 604 Washington, Washington DC 20036						
toward the costs of a project (1) to examine the domestic regulatory structure governing the safety of genetically modified organisms and to expand the role of consumers in developing international standards for genetically engineered foods and (2) to plan an international conference to consider the risks and benefits of genetically modified organisms and develop recommendations for the responsible use of the technology	150,000 00	0 00	150,000 00	0 00	0 00	0 00
The Aspen Institute, Inc One Dupont Circle NW Suite 700 Washington Washington DC 20036 1133						
to build strong public constituencies in the United States for more just and sustainable international engagement and response to global challenges	750,000 00	0 00	375,000 00	0 00	0 00	375,000 00

THE ROCKEFELLER FOUNDATION
 Identification Number 13-1659629
 GRANTS AND EXPENDITURES REPORT

Attachment #2 A
 Page 218 of 327

PROGRAM COUNTRY US STATE Grantee Name(s) - Person(s) or Institution(s) Purpose	UNEXPENDED BALANCE AS OF 01-Jan-2000	APPROVED IN 2000	NET EXPENDITURES AS OF Dec-2000	LAPSES (incl canc & recons) IN 2000	REVERSIONS (incl canc & recons) IN 2000	UNEXPENDED BALANCE AS OF Dec-2000
GLOBAL PROGRAMS						
GENERAL - FOUNDATION ADMINISTERED PROJECTS						
to analyze within a Japanese context how ideas on human and traditional security interact	6,500 00	0 00	6,500 00	0 00	0 00	0 00
to explore new approaches to resolving the conflict in Kashmir	110,000 00	0 00	75,000 00	0 00	0 00	35,000 00
TOTAL 13 - GLOBAL PROGRAMS	1,868,450 08	875,000 00	1,107,475 04	500,000 00	0 00	1,135,975 04

THE ROCKEFELLER FOUNDATION
Identification Number 13-1659629
GRANTS AND EXPENDITURES REPORT

Attachment #2 A
Page 219 of 327

PROGRAM COUNTRY US STATE Grantee Name(s) - Person(s) or Institution(s) Purpose	UNEXPENDED BALANCE AS OF 01-Jan-2000	APPROVED IN 2000	NET EXPENDITURES AS OF Dec-2000	LAPSES (incl cancels & recens) IN 2000	REVERSIONS (incl cancels & recens) IN 2000	UNEXPENDED BALANCE AS OF Dec-2000
HEALTH EQUITY						
CANADA						
University of Manitoba Winnipeg Canada						
for continued support of a collaborative research project, with the University of Nairobi and the University of Ghent, to evaluate the impact of regular routine chemoprophylaxis to reduce the incidence of sexually-transmitted diseases and HIV infection among women sex workers in Kenya	0 00	288,000 00	144,000 00	0 00	0 00	144,000 00
ENGLAND						
Panos Institute 9 White Lion Street London N1 9PD England						
toward the cost of producing a briefing document to increase the awareness of the different factors affecting access to treatment for HIV and AIDS related infections for dissemination and discussion at the 13th International AIDS Conference in Durban, South Africa	0 00	55,435 00	55,435 00	0 00	0 00	0 00
GHANA						
Ministry of Health Ghana P O Box M-44 Accra, Ghana						
toward the cost of the demographic surveillance system of the Navrongo Health Research Centre	0 00	327,470 00	173,750 00	0 00	0 00	153,720 00
INDIA						
Sree Chitra Tirunal Institute for Medical Sciences and Technology Trivandrum 695011 India						
for use by its Achutha Menon Centre for Health Science Studies to support the activities of the working group established to collect and analyze information to define the future form and membership of the PHSWOW network in preparation for the next annual meeting	0 00	130,029 00	130,029 00	0 00	0 00	0 00
INDONESIA						
Ministry of Health, Indonesia Jalan Indrapura 17 Surabaya 60176, Indonesia						
for use by its Directorate General of Drug and Food Control for a workshop of the ASEAN countries on the World Trade Organization (WTO)/Trade-Related Aspects of International Property Rights (TRIPS) agreement and access to essential drugs	0 00	61,328 00	58,328 00	0 00	0 00	3,000 00

THE ROCKEFELLER FOUNDATION
Identification Number 13-1659629
GRANTS AND EXPENDITURES REPORT

Attachment #2 A
Page 220 of 327

PROGRAM COUNTRY US STATE Grantee Name(s) - Person(s) or Institution(s) Purpose	UNEXPENDED BALANCE AS OF 01-Jan-2000	APPROVED IN 2000	NET EXPENDITURES AS OF Dec-2000	LAPSES (incl cancels & recs) IN 2000	REVERSIONS (incl cancels & recs) IN 2000	UNEXPENDED BALANCE AS OF Dec-2000
HEALTH EQUITY						
KENYA						
Ministry of Health Kenya P O Box 20781 Nairobi Kenya						
In support of activities to strengthen the integrated disease surveillance system in Kenya, as part of the East African Integrated Disease Surveillance Network	0 00	98,300 00	0 00	0 00	0 00	98,300 00
PHILIPPINES						
Ateneo de Manila University P O Box 154 Manila 1099 Philippines						
for use by its Institute of Philippine Culture for activities related to fostering people-centered public health strategies, and forging networks among several Asian countries to share information about these efforts	0 00	93,900 00	93,900 00	0 00	0 00	0 00
INCLEN Trust International Inc c/o College of Medicine University of the Philippines Manila 547 P Gil Street Ermita Manila 1000 Philippines						
for general support	0 00	2,000,000 00	1,000,000 00	0 00	0 00	1,000,000 00
SOUTH AFRICA						
Health Systems Trust P O Box 808 Durban, 4001 South Africa						
to support a project working with national and provincial legislators to monitor health equity in South Africa, as part of the Equity Gauge Initiative	0 00	527,700 00	437,700 00	0 00	0 00	90,000 00
Medical Research Council P O Box 19070 Tygerberg 7050 Cape Town South Africa						
for use by its Tuberculosis Drug Research Unit in Pretoria for a Latin America regional consultative meeting of tuberculosis research and development stakeholders to identify and prioritize local needs	0 00	36,575 00	36,575 00	0 00	0 00	0 00
for use by its Tuberculosis Drug Research Unit in Pretoria to support the establishment of a Coalition of Tuberculosis Research and Development Stakeholders in countries most affected by the disease	0 00	99,825 00	99,825 00	0 00	0 00	0 00

THE ROCKEFELLER FOUNDATION
Identification Number 13-1659629
GRANTS AND EXPENDITURES REPORT

Attachment #2 A
Page 221 of 327

PROGRAM COUNTRY US STATE Grantee Name(s) - Person(s) or Institution(s) Purpose	UNEXPENDED BALANCE AS OF 01-Jan-2000	APPROVED IN 2000	NET EXPENDITURES AS OF Dec-2000	LAPSES (Incl cancels & recs) IN 2000	REVERSIONS (Incl cancels & recs) IN 2000	UNEXPENDED BALANCE AS OF Dec-2000
HEALTH EQUITY						
SOUTH AFRICA						
University of the Witwatersrand Private Bag 3 Johannesburg South Africa						
for use by its Centre for Health Policy toward the costs of developing-country participation in the regional conference of the Southern African Network on Equity in Health (EQUINET), September 13-15, 2000	0 00	25,000 00	25,000 00	0 00	0 00	0 00
SOUTH KOREA						
International Vaccine Institute Kwanak P O Box 14 Seoul 151-600 South Korea						
toward the costs of a program of capacity-building in developing countries for clinical evaluation of new vaccines	0 00	50,000 00	50,000 00	0 00	0 00	0 00
SWITZERLAND						
Council on Health Research for Development c/o UNDP Palais des Nations 1211 Geneva, Switzerland						
supplemental funding for an international conference in Bangkok, Thailand, to devise a new agenda for health research for development	0 00	150,000 00	150,000 00	0 00	0 00	0 00
Global Forum for Health Research c/o World Health Organization 20 Avenue Appia Geneva 1211 Switzerland						
for core funding of its activities in 2000 and specifically for the private partnerships project	0 00	500,000 00	500,000 00	0 00	0 00	0 00
Medicines for Malaria Venture Post Box 1826 CH-1215 Geneva 15 Switzerland						
in support of public/private partnerships that foster the discovery and development of affordable new anti-malarial drugs	0 00	2,000,000 00	1,000,000 00	0 00	0 00	1,000,000 00

THE ROCKEFELLER FOUNDATION
Identification Number 13-1659629
GRANTS AND EXPENDITURES REPORT

Attachment #2 A
Page 222 of 327

PROGRAM COUNTRY US STATE Grantee Name(s) - Person(s) or Institution(s) Purpose	UNEXPENDED BALANCE AS OF 01-Jan-2000	APPROVED IN 2000	NET EXPENDITURES AS OF Dec-2000	LAPSES (incl cancels & recs) IN 2000	REVERSIONS (incl cancels & recs) IN 2000	UNEXPENDED BALANCE AS OF Dec-2000
HEALTH EQUITY						
SWITZERLAND						
World Health Organization 20 Avenue Appia Geneva, CH-1211 Switzerland						
for use by its Country Office in Cambodia to provide technical assistance to government and non-governmental organizations involved in tobacco control in Cambodia	0 00	205,500 00	68,900 00	0 00	0 00	136,600 00
toward the costs of strengthening and maintaining a global movement for anti-tuberculosis drug discovery and development	0 00	200,000 00	200,000 00	0 00	0 00	0 00
TANZANIA						
Commonwealth Regional Health Community Secretariat for East, Central, and Southern Africa P O Box 1009 Arusha, Tanzania						
In support of a meeting of health and finance ministers to discuss priority issues that relate to increasing government financing of HIV/AIDS prevention and control programs in east, central and southern Africa	0 00	97,556 00	94,769 00	0 00	0 00	2,787 00
THAILAND						
Action on Smoking and Health Foundation 36/6 Soi Pradipat 10 Pradipat Road Samsen Nai Phayathai Bangkok 10400 Thailand						
for a workshop to foster the skills and knowledge of key actors within the tobacco control field in Southeast Asia	0 00	53,550 00	53,550 00	0 00	0 00	0 00
for activities related to the development of the Southeast Asian Tobacco Control Alliance, a collaborative regional tobacco control network	0 00	300,020 00	202,586 00	0 00	0 00	97,434 00
Health Systems Research Institute Ministry of Public Health Tiwanonda Road Nondaburi, 11000 Thailand						
toward the costs of documenting and strengthening the role of civil society in decision-making about health sector reform in Thailand	0 00	500,000 00	0 00	0 00	0 00	500,000 00

THE ROCKEFELLER FOUNDATION
Identification Number 13-1659629
GRANTS AND EXPENDITURES REPORT

Attachment #2 A
Page 223 of 327

PROGRAM COUNTRY US STATE Grantee Name(s) - Person(s) or Institution(s) Purpose	UNEXPENDED BALANCE AS OF 01-Jan-2000	APPROVED IN 2000	NET EXPENDITURES AS OF Dec-2000	LAPSES (incl canc & recens) IN 2000	REVERSIONS (incl canc & recens) IN 2000	UNEXPENDED BALANCE AS OF Dec-2000
HEALTH EQUITY						
THAILAND						
Ministry of Public Health, Thailand Tivanond Road Nonthaburi 11000 Thailand						
for use by its Field Epidemiology Training Program toward the costs of a meeting related to the startup of a Mekong Basin Disease Surveillance network	0 00	10,460 00	10,460 00	0 00	0 00	0 00
Southeast Asian Ministers of Education Organization Tropmed Central Office 420/6 Rajvithi Road Bangkok, 10400 Thailand						
for use by its Regional Tropical Medicine and Public Health Network for activities related to research capacity development for provincial/district health officers in the Mekong Region	0 00	200,000 00	0 00	0 00	0 00	200,000 00
UGANDA						
Ministry of Health Uganda P O Box 7272 Kampala, Uganda						
In support of a project to strengthen the integrated disease surveillance system in Uganda, as part of the East African Integrated Disease Surveillance Network	0 00	79,800 00	79,800 00	0 00	0 00	0 00
UNITED KINGDOM						
Consumers International 24 Highbury Crescent London N5 1RX United Kingdom						
for use by its Regional Office for Asia and the Pacific for a workshop on tobacco consumption and control, to be held in Durban, South Africa, November 13-17, 2000	0 00	30,000 00	30,000 00	0 00	0 00	0 00
for use by its Regional Office for Asia and the Pacific toward the costs of the People's Health Assembly conference held in December 2000 in Dhaka, Bangladesh	0 00	350,000 00	350,000 00	0 00	0 00	0 00
UNITED STATES						
ILLINOIS						
University of Chicago 5801 South Ellis Avenue Chicago Illinois 60637						
for support of a research study on the biology of apicomplexan parasites in order to identify targets for new medicines	0 00	63,000 00	63,000 00	0 00	0 00	0 00

THE ROCKEFELLER FOUNDATION
Identification Number 13-1659629
GRANTS AND EXPENDITURES REPORT

Attachment #2 A
Page 224 of 327

PROGRAM COUNTRY US STATE Grantee Name(s) - Person(s) or Institution(s) Purpose	UNEXPENDED BALANCE AS OF 01-Jan-2000	APPROVED IN 2000	NET EXPENDITURES AS OF Dec-2000	LAPSES (incl canc & recens) IN 2000	REVERSIONS (incl canc & recens) IN 2000	UNEXPENDED BALANCE AS OF Dec-2000
HEALTH EQUITY						
UNITED STATES						
ILLINOIS						
University of Illinois at Chicago 601 South Morgan Street Chicago Illinois 60607-7115						
for use by Its Health Research and Policy Centers to support the development of a research and technical assistance program on the economics of tobacco use and control in Southeast Asia	0 00	402,436 00	235,923 00	0 00	0 00	166,513 00
MARYLAND						
Adventist Development and Relief Agency International 12501 Old Columbia Pike Silver Spring Maryland 20904						
for use by Its Cambodia office for a community-based intervention project to increase the role of Buddhist monks in minimizing tobacco use within Cambodia	0 00	198,692 00	106,600 00	0 00	0 00	92,092 00
Johns Hopkins University 3400 North Charles Street Baltimore Maryland 21218						
for use by its Institute for Global Tobacco Control for capacity building and research/surveillance activities in Southeast Asia	0 00	356,064 00	209,747 00	0 00	0 00	146,317 00
University of Maryland 500 West Baltimore Street Baltimore Maryland 21201-1786						
for use by Its Center for Vaccine Development toward the cost of research related to the development of a safe, practical and effective oral vaccine against Shigella and E. coli and for surveillance studies of pediatric infections in Bamako, Mali	0 00	27,000 00	27,000 00	0 00	0 00	0 00
MASSACHUSETTS						
Harvard University Cambridge Massachusetts 02138						
for use by Its School of Public Health in support of two seminars to explore ways in which information and communication technologies can best be used to advance health in developing countries	0 00	35,000 00	35,000 00	0 00	0 00	0 00
NEW YORK						
Doctors Without Borders 6 East 39th Street 8th Floor New York New York 10016						
toward the costs of a conference, organized jointly with Health Action International, on Improving Access to Essential Medicines in East Africa: Patents and Prices in a Global Economy, held in Nairobi, Kenya in June 2000	0 00	75,000 00	75,000 00	0 00	0 00	0 00

THE ROCKEFELLER FOUNDATION
Identification Number 13-1659629
GRANTS AND EXPENDITURES REPORT

Attachment #2 A
Page 225 of 327

PROGRAM COUNTRY US STATE Grantee Name(s) - Person(s) or Institution(s) Purpose	UNEXPENDED BALANCE AS OF 01-Jan-2000	APPROVED IN 2000	NET EXPENDITURES AS OF Dec-2000	LAPSES (incl canc & recens) IN 2000	REVERSIONS (incl canc & recens) IN 2000	UNEXPENDED BALANCE AS OF Dec-2000
HEALTH EQUITY						
UNITED STATES						
NEW YORK						
The Global Alliance for TB Drug Development Inc 59 John Street Suite 800 New York New York 10038						
for general support	0 00	4,500,000 00	2,250,000 00	0 00	0 00	2,250,000 00
 William Alan Muraskin 250 West 94th Street Apt 9E New York, New York 10025						
to continue to research and write a book entitled "A History of the Growth of the Children's Vaccine Program"	0 00	23,000 00	23,000 00	0 00	0 00	0 00
 NORTH CAROLINA						
IPAS						
300 Market Street Suite 200 Chapel Hill, North Carolina 27516						
to build program and research capacity among teams in sub-Saharan Africa that are conducting intervention research to design and test community-based approaches to expanding adolescent sexual and reproductive health information and services, and promoting healthy behaviors	0 00	2,230,110 00	1,012,782 00	0 00	0 00	1,217,328 00
 PENNSYLVANIA						
Thomas Jefferson University 11th and Walnut Streets Philadelphia Pennsylvania 19107						
to further develop the capacity of the Global Network for Perinatal and Reproductive Health, and to support a multi-center study of perinatal infections	0 00	498,250 00	0 00	0 00	0 00	498,250 00
 VERMONT						
Global Health Council 20 Palmer Court White River Junction Vermont 05001						
for activities to promote redressing disparities in child health related to a UN General Assembly Special Session on Children in September 2001	0 00	350,000 00	0 00	0 00	0 00	350,000 00
 to support a three-year national education and outreach program in the United States on infectious diseases of global importance	0 00	248,950 00	87,560 00	0 00	0 00	161,390 00

THE ROCKEFELLER FOUNDATION
Identification Number 13-1659629
GRANTS AND EXPENDITURES REPORT

Attachment #2 A
Page 226 of 327

PROGRAM COUNTRY US STATE Grantee Name(s) - Person(s) or Institution(s) Purpose	UNEXPENDED BALANCE AS OF 01-Jan-2000	APPROVED IN 2000	NET EXPENDITURES AS OF Dec-2000	LAPSES (incl cancels & recs) IN 2000	REVERSIONS (incl cancels & recs) IN 2000	UNEXPENDED BALANCE AS OF Dec-2000
HEALTH EQUITY						
UNITED STATES						
WASHINGTON DC						
Essential Information Inc P O Box 19405 Washington Washington, DC 20036						
to support a pilot project to initiate tobacco control partnerships between U S and developing-country groups	0 00	75,000 00	75,000 00	0 00	0 00	0 00
Grantmakers in Health 1100 Connecticut Avenue, NW Washington Washington DC 20036						
for continued support of its efforts to communicate information and generate knowledge about health issues and effective grantmaking strategies to help grantmakers improve the nation's health	0 00	12,000 00	12,000 00	0 00	0 00	0 00
Pan American Health Organization Regional Office of the World Health Organization 525 Twenty Third St, N W Washington Washington DC 20037						
toward the costs of the capacity building component of its health equity initiative, and toward regional level activities to identify and redress gender inequities in health sector reform policies	0 00	500,000 00	336,000 00	0 00	0 00	164,000 00
GENERAL - FOUNDATION ADMINISTERED PROJECTS						
In support of a Bellagio conference on the feasibility of establishing a global TB drug facility for equitable access and efficient procurement of TB drugs	0 00	100,000 00	5,291 15	0 00	0 00	94,708 85
In support of the creation and launch of the Global Alliance for TB Drug Development	0 00	1,500,000 00	1,361,214 88	0 00	0 00	138,785 12
In support of the establishment of a global drug facility to ensure equitable access to and efficient procurement of TB drugs	0 00	500,000 00	0 00	0 00	0 00	500,000 00
In support of the production, publication and distribution of a report on the Pharmacoeconomics of TB Drug Development	0 00	65,000 00	0 00	0 00	0 00	65,000 00
In support of the production, publication and distribution of the Scientific Blueprint for TB Drug Development	0 00	85,000 00	0 00	0 00	0 00	85,000 00
to explore new international systems to enable health research to have the greatest impact on the lives of the poor and excluded	0 00	200,000 00	84,731 81	0 00	0 00	115,268 19

THE ROCKEFELLER FOUNDATION
Identification Number 13-1659629
GRANTS AND EXPENDITURES REPORT

Attachment #2 A
Page 227 of 327

PROGRAM COUNTRY US STATE Grantee Name(s) - Person(s) or Institution(s) Purpose	UNEXPENDED BALANCE AS OF 01-Jan-2000	APPROVED IN 2000	NET EXPENDITURES AS OF Dec-2000	LAPSES (incl cancels & recs) IN 2000	REVERSIONS (incl cancels & recs) IN 2000	UNEXPENDED BALANCE AS OF Dec-2000
HEALTH EQUITY						
GENERAL - FOUNDATION ADMINISTERED PROJECTS						
to explore the feasibility of a public-private partnership to accelerate the development of a dengue vaccine for poor children	0 00	99,500 00	0 00	0 00	0 00	99,500 00
to explore the opportunities for a redirected strategy against HIV/AIDS and its impact on the lives of the poor and excluded in sub-Saharan Africa	0 00	330,000 00	181,773 75	0 00	0 00	168,226 25
to explore the opportunities for a redirected strategy against HIV/AIDS and its impact on the lives of the poor and excluded	0 00	400,000 00	65,248 85	0 00	0 00	334,751 15
to undertake a review and assessment on the feasibility of creating a global drug facility for equitable access to tuberculosis treatment	0 00	60,000 00	13,263 65	0 00	0 00	46,736 35
to undertake an inventory of public/private partnerships for vaccine research and development and to explore innovative ways to accelerate the development of vaccines and immunizations for use in developing countries	0 00	100,000 00	76,328 56	0 00	0 00	23,671 44
TOTAL 54 - HEALTH EQUITY	0 00	21,504,450 00	11,361,071 65	0 00	0 00	10,143,378 35

THE ROCKEFELLER FOUNDATION
Identification Number 13-1659629
GRANTS AND EXPENDITURES REPORT

Attachment #2 A
Page 228 of 327

PROGRAM COUNTRY US STATE Grantee Name(s) - Person(s) or Institution(s) Purpose	UNEXPENDED BALANCE AS OF 01-Jan-2000	APPROVED IN 2000	NET EXPENDITURES AS OF Dec-2000	LAPSES (Incl cancels & recs) IN 2000	REVERSIONS (Incl cancels & recs) IN 2000	UNEXPENDED BALANCE AS OF Dec-2000
HEALTH SCIENCES						
AUSTRALIA						
University of Melbourne Fitzroy Victoria, Australia						
for use by its Centre for Cultural Studies in Health to organize an international conference in conjunction with the Ministry of Health, Vietnam, entitled "Equity Oriented Strategies for Health Care in Vietnam"	3,902 00	0 00	0 00	0 00	0 00	3,902 00
Walter and Eliza Hall Institute of Medical Research Australia						
toward a collaborative research project on vaccines against schistosomiasis	11,000 00	0 00	0 00	0 00	11,000 00	0 00
BANGLADESH						
International Centre for Diarrhoeal Disease Research, Bangladesh GPO Box 128 Dhaka, 1000 Bangladesh						
for use by its Centre for Health and Population Research for a collaborative project to develop a health equity monitoring system in Bangladesh, as part of the Equity Gauge Initiative	0 00	196,500 00	121,875 00	0 00	0 00	74,625 00
for use by its Centre for Health and Population Research, for the third phase of a collaborative research study between BRAC and ICDDR,B on the effects of poverty alleviation programs on health	0 00	100,000 00	100,000 00	0 00	0 00	0 00
BRAZIL						
Federal University of Rio de Janeiro Rio de Janeiro Brazil						
for core support of its Clinical Epidemiology Unit	10,000 00	0 00	0 00	0 00	0 00	10,000 00
Instituto Brasileiro de Defesa do Consumidor Rua Dr. Costa Junior 194 Sao Paulo SP 05002-000 Brazil						
as an International Health Research Award to support a collaborative partnership to improve health in Brazil and Latin America by strengthening consumer action through research and knowledge generation	0 00	200,000 00	200,000 00	0 00	0 00	0 00

THE ROCKEFELLER FOUNDATION
Identification Number 13-1659629
GRANTS AND EXPENDITURES REPORT

Attachment #2 A
Page 229 of 327

PROGRAM COUNTRY US STATE Grantee Name(s) - Person(s) or Institution(s) Purpose	UNEXPENDED BALANCE AS OF 01-Jan-2000	APPROVED IN 2000	NET EXPENDITURES AS OF Dec-2000	LAPSES (incl cancs & recens) IN 2000	REVERSIONS (incl cancs & recens) IN 2000	UNEXPENDED BALANCE AS OF Dec-2000
HEALTH SCIENCES						
BURKINA FASO						
Burkina Faso Association for Family Well-Being 01 B P 535 Ouagadougou Burkina Faso						
for a community-based study on the needs, attitudes, practices and sexual behavior of youth in the context of STDs and HIV/AIDS in a rural setting of Yatenga Province, Burkina Faso	52,810 00	0 00	52,810 00	0 00	0 00	0 00
Ministry of Health Burkina Faso 03 BP 7009 Ouagadougou 03 Burkina Faso						
for an intervention research study in Burkina Faso to evaluate and improve reproductive health services for adolescents	149,050 00	0 00	0 00	0 00	149,050 00	0 00
University of Ouagadougou Ouagadougou Burkina Faso						
for a community-based study to document and understand the norms and practices related to induced abortion and prevention of unwanted pregnancies in a rural area of Bazega Province	0 00	55,190 00	55,190 00	0 00	0 00	0 00
CAMBODIA						
Ministry of Health Cambodia No 151-153 Avenue Kampuchea Krom Phnom Penh Cambodia						
for use by its Communicable Disease Control Department for continued efforts to strengthen disease surveillance through capacity building and communications networking	0 00	84,918 00	84,918 00	0 00	0 00	0 00
CANADA						
International Development Research Centre P O Box 8500 Ottawa K1G 3H9 Canada						
for use by its Latin America and the Caribbean Regional Office to support the publication of the proceedings of an international workshop entitled "An Ecosystem Approach to Human Health Communicable and Emerging Diseases," held in Rio de Janeiro, Brazil, in November 1999	15,000 00	0 00	15,000 00	0 00	0 00	0 00
University of Montreal Montréal Canada						
for a study to be conducted in collaboration with the University of Yaounde on adolescent reproductive health and sexuality in Cameroon	0 00	14,420 00	14,420 00	0 00	0 00	0 00

THE ROCKEFELLER FOUNDATION
Identification Number 13-1659629
GRANTS AND EXPENDITURES REPORT

Attachment #2 A
Page 230 of 327

PROGRAM COUNTRY US STATE Grantee Name(s) - Person(s) or Institution(s) Purpose	UNEXPENDED BALANCE AS OF 01-Jan-2000	APPROVED IN 2000	NET EXPENDITURES AS OF Dec-2000	LAPSES (incl cancels & reversions) IN 2000	REVERSIONS (incl cancels & reversions) IN 2000	UNEXPENDED BALANCE AS OF Dec-2000
HEALTH SCIENCES						
CHILE						
Pontificia Universidad Católica de Chile Marcoleta 352 Santiago Chile						
for use by its Department of Public Health for a project to strengthen monitoring of health equity and health care in Chile as part of the Equity Gauge initiative	0 00	185,400 00	92,700 00	0 00	0 00	92,700 00
for use by its Department of Public Health to organize a workshop on the development of accessible, policy-relevant indicators for health equity and the initiation of an international group on equity indicators	8,000 00	0 00	0 00	0 00	0 00	8,000 00
CHINA						
Chinese Academy of Preventive Medicine 27 Nan Wei Road Beijing 100050 China						
to support developing-country participants from outside of China to attend the international meeting "Challenges for Public Health at the Dawn of the 21st Century"	0 00	25,000 00	0 00	0 00	0 00	25,000 00
Ministry of Health, China Beijing China						
for use by its Center for Health Statistics and Information to establish the China Health Surveillance System, a household-based and equity-oriented health monitoring system, as part of the Equity Gauge initiative	0 00	250,000 00	0 00	0 00	0 00	250,000 00
ENGLAND						
London School of Hygiene and Tropical Medicine, University of London Keppel Street London, WC1E 7HT England						
in support of clinical epidemiological studies on HIV/AIDS in Abidjan, Ivory Coast	9,000 00	0 00	9,000 00	0 00	0 00	0 00
ETHIOPIA						
Addis Ababa University P O Box 1176 Addis Ababa Ethiopia						
for core support of its Clinical Epidemiology Unit	245 00	0 00	0 00	0 00	0 00	245 00

THE ROCKEFELLER FOUNDATION
Identification Number 13-1659629
GRANTS AND EXPENDITURES REPORT

Attachment #2 A
Page 231 of 327

PROGRAM COUNTRY US STATE Grantee Name(s) - Person(s) or Institution(s) Purpose	UNEXPENDED BALANCE AS OF 01-Jan-2000	APPROVED IN 2000	NET EXPENDITURES AS OF Dec-2000	LAPSES (Incl cancels & recs) IN 2000	REVERSIONS (Incl cancels & recs) IN 2000	UNEXPENDED BALANCE AS OF Dec-2000
HEALTH SCIENCES						
GEORGIA, REPUBLIC OF						
Curatio International Foundation 80 I Abasbidze st Tbilisi 380062 Georgia Republic of						
as an International Health Research Award to support a collaborative partnership to strengthen the links between research and policies to make the health care system in the Republic of Georgia more responsive to the needs of its population	0 00	200,000 00	200,000 00	0 00	0 00	0 00
GHANA						
University of Ghana P O Box 25 Legon, Accra Ghana						
for use by its School of Public Health for its public health schools without walls program	36,000 00	0 00	36,000 00	0 00	0 00	0 00
for use by its School of Public Health for its public health schools without walls program	34,391 00	0 00	0 00	0 00	0 00	34,391 00
INDIA						
K E M Hospital Research Centre Sardar Moodliar Road Rasta Peth Pune 411 011 India						
for a study to assess the performance of various approaches to assess vaginal discharge in India, for the development of simple flow charts for the case management of vaginal discharge	22,540 00	0 00	0 00	0 00	0 00	22,540 00
Society for Education Action and Research in Community Health Shodh - Gram P O & Dist - GADCHIROLI (Maharashtra) Gadchiroli 442 605 India						
for the writing, publication and dissemination of research papers on reproductive and child health, and institutional capacity-building	0 00	50,000 00	34,500 00	0 00	0 00	15,500 00
Sree Chitra Tirunal Institute for Medical Sciences and Technology Trivandrum, 695011 India						
for use by its Achutha Menon Centre for Health Science Studies to enable its graduate students within the public health program to attend the INCLIN XVI Global Meeting in Bangkok	1,559 40	0 00	0 00	0 00	0 00	1,559 40
In support of the annual meeting of the public health schools without walls network	40,825 00	0 00	37,937 42	0 00	0 00	2,887 58

THE ROCKEFELLER FOUNDATION
Identification Number 13-1659629
GRANTS AND EXPENDITURES REPORT

Attachment #2 A
Page 232 of 327

PROGRAM COUNTRY US STATE Grantee Name(s) - Person(s) or Institution(s) Purpose	UNEXPENDED BALANCE AS OF 01-Jan-2000	APPROVED IN 2000	NET EXPENDITURES AS OF Dec-2000	LAPSES (incl canc & recens) IN 2000	REVERSIONS (incl canc & recens) IN 2000	UNEXPENDED BALANCE AS OF Dec-2000
HEALTH SCIENCES						
INDIA						
Tata Institute of Social Sciences Mumbai India						
in support of a collaborative partnership to strengthen health research among non-governmental organizations in India	0 00	200,000 00	200,000 00	0 00	0 00	0 00
KENYA						
African Medical and Research Foundation P O Box 30125 Nairobi Kenya						
for a study to explore ways to improve the coverage and ensure equity of resource allocation and access to health services within the context of health sector reform in Kenya	100,000 00	0 00	100,000 00	0 00	0 00	0 00
In support of a meeting to explore opportunities for harnessing information technology for community health with a special focus on changing the climate for continuing education and increasing public demand for better health care	0 00	40,000 00	37,800 00	0 00	0 00	2,200 00
Family Planning Association of Kenya Nairobi Kenya						
to complete an intervention research project testing a new reproductive health service delivery model for young people in the small city of Nyeri	0 00	239,430 00	96,998 00	0 00	0 00	142,432 00
Kenyatta National Hospital Nairobi Kenya						
In support of a research project "Autopsy Study in HIV-1 Positive and Negative Acute Medical Patients in Nairobi, Kenya"	3,020 25	0 00	0 00	0 00	0 00	3,020 25
MALI						
Institut du Sahel B P 1530 Bamako Mali						
for a study to be conducted by its Center for Applied Research on Population and Development (CERPOD), in collaboration with the University of Ouagadougou's Research and Training Unit in Demography (UERD) and the London School of Hygiene and Tropical Medicine, to link adolescent sexuality to reproductive health and fertility outcomes in Mali and Burkina Faso	4,220 00	0 00	4,220 00	0 00	0 00	0 00

THE ROCKEFELLER FOUNDATION
Identification Number 13-1659629
GRANTS AND EXPENDITURES REPORT

Attachment #2 A
Page 233 of 327

PROGRAM COUNTRY US STATE Grantee Name(s) - Person(s) or Institution(s) Purpose	UNEXPENDED BALANCE AS OF 01-Jan-2000	APPROVED IN 2000	NET EXPENDITURES AS OF Dec-2000	LAPSES (incl canc & recens) IN 2000	REVERSIONS (incl canc & recens) IN 2000	UNEXPENDED BALANCE AS OF Dec-2000
HEALTH SCIENCES						
MEXICO						
Instituto Nacional de Salud Publica Av. Universidad 655 Col. Santa Maria Ahuacatitlan Cuernavaca, Morelos 62508 Mexico						
in support of a collaborative partnership to improve the links between reproductive health and health sector reforms in Latin America and the Caribbean	0 00	200,000 00	200,000 00	0 00	0 00	0 00
NEPAL						
Nepal Health Research Council P O Box 7626 Kathmandu, Nepal						
as an International Health Research Award for a collaborative partnership in support of activities to strengthen the health research network in Nepal	0 00	200,000 00	69,600 00	0 00	0 00	130,400 00
NETHERLANDS						
Stichting Health Action International Foundation Jacob van Lennepkade 334 T Amsterdam, 1053 NJ Netherlands						
for use by Its Health Action International-Europe for activities related to establishing the workplan and launch of a WHO-NGO working group dialogue on pharmaceutical issues	0 00	0 00	-574 00	0 00	574 00	0 00
NIGERIA						
University of Ibadan Ibadan, Nigeria						
for a study to develop and evaluate reproductive health education and service programs for out-of-school youth in rural and urban sites in Oyo State, Nigeria	0 00	170,000 00	85,000 00	0 00	0 00	85,000 00
SOUTH AFRICA						
56 - foreign organization of undetermined status P O Box 1038 Johannesburg, 2000, South Africa						
for regional activities related to an International Initiative entitled, "Operationalizing Cairo and Beijing a training Initiative in Gender and Reproductive Health"	25,000 00	0 00	25,000 00	0 00	0 00	0 00

THE ROCKEFELLER FOUNDATION
Identification Number 13-1659629
GRANTS AND EXPENDITURES REPORT

Attachment #2 A
Page 234 of 327

PROGRAM COUNTRY US STATE Grantee Name(s) - Person(s) or Institution(s) Purpose	UNEXPENDED BALANCE AS OF 01-Jan-2000	APPROVED IN 2000	NET EXPENDITURES AS OF Dec-2000	LAPSES (incl cancels & recons) IN 2000	REVERSIONS (incl cancels & recons) IN 2000	UNEXPENDED BALANCE AS OF Dec-2000
HEALTH SCIENCES						
SOUTH AFRICA						
Medical Research Council P O Box 19070 Tygerberg 7050 Cape Town South Africa						
as an International Health Research Award for use by its Women's Health Research Unit in Pretoria to support a collaborative partnership to create a South African gender-based violence and health Initiative	0 00	200,000 00	200,000 00	0 00	0 00	0 00
University of the Western Cape Private Bag X17 Bellville 7535 South Africa						
to develop a practical strategy for equitable allocation of public health resources and interventions among eleven health districts in the Cape Town Metropole, South Africa, as part of the Equity Gauge Initiative	0 00	250,000 00	0 00	0 00	0 00	250,000 00
SRI LANKA						
Institute of Policy Studies of Sri Lanka 99 St Michael's Road Colombo 3 Sri Lanka						
as an International Health Research Award to support a collaborative partnership to strengthen health systems reform in the Asia-Pacific region within the National Health Accounts framework	0 00	200,000 00	110,642 00	0 00	0 00	89,358 00
University of Colombo Colombo Sri Lanka						
for a study examining the social processes leading to pre-marital sexual behavior and a high incidence of abortion among young unmarried women in the Katunayake export promotion zone	640 47	0 00	0 00	0 00	0 00	640 47
SWITZERLAND						
Medicines for Malana Venture Post Box 1826 CH-1215 Geneva 15 Switzerland						
In support of the establishment of public/private partnerships to foster the discovery and development of affordable new anti-malarial drugs	0 00	1,300,000 00	1,300,000 00	0 00	0 00	0 00
World Health Organization 20 Avenue Appia Geneva, CH-1211 Switzerland						
to launch and support the work of producing the first World Report on Violence	27,250 00	0 00	0 00	0 00	0 00	27,250 00

THE ROCKEFELLER FOUNDATION
Identification Number 13-1659629
GRANTS AND EXPENDITURES REPORT

Attachment #2.A
Page 235 of 327

PROGRAM COUNTRY US STATE Grantee Name(s) - Person(s) or Institution(s) Purpose	UNEXPENDED BALANCE AS OF 01-Jan-2000	APPROVED IN 2000	NET EXPENDITURES AS OF Dec-2000	LAPSES (incl. cancels & recs) IN 2000	REVERSIONS (incl. cancels & recs) IN 2000	UNEXPENDED BALANCE AS OF Dec-2000
HEALTH SCIENCES						
SWITZERLAND						
World Health Organization to support the transition activities of Its Children's Vaccine Initiative	9,131.00	0.00	9,131.00	0.00	0.00	0.00
to support the transition activities of its program on Vaccines and Other Biologicals, previously known as the Global Program on Vaccines	125,000.00	0.00	125,000.00	0.00	0.00	0.00
to work with regional representatives of developing-country institutions to develop an administration and selection process for the Millennium Health Research Awards, which will be presented at an international meeting entitled, "International Conference on Health Research for Development," in October 2000	0.00	400,000.00	300,000.00	0.00	0.00	100,000.00
TANZANIA						
Africa Midwives Research Network P.O. Box 65004 Dar es Salaam, Tanzania						
as an International Health Research Award for support of a collaborative partnership to strengthen research skills and opportunities among midwives in Africa	0.00	200,000.00	0.00	0.00	0.00	200,000.00
National Institute for Medical Research P.O. Box 9653 Dar es Salaam, Tanzania						
as an International Health Research Award to support a collaborative partnership to strengthen the Tanzania National Health Research Forum and for health research activities	0.00	200,000.00	200,000.00	0.00	0.00	0.00
In support of its activities as the country focal point for Tanzania and to serve as the regional coordinating center for the East African Integrated Disease Surveillance Network	0.00	141,841.00	75,000.00	0.00	0.00	66,841.00
THAILAND						
Chulalongkorn University Phyathai Road Bangkok, 10500 Thailand						
for use by its College of Public Health for activities related to knowledge management and capacity development in Southeast Asia	0.00	98,800.00	98,800.00	0.00	0.00	0.00
for use by its College of Public Health for reimbursement of the local costs associated with hosting the annual meeting in February 1999 of the Public Health Schools Without Walls Network in Bangkok, Thailand	0.00	6,321.00	0.00	0.00	0.00	6,321.00

THE ROCKEFELLER FOUNDATION
Identification Number 13-1659629
GRANTS AND EXPENDITURES REPORT

Attachment #2.A
Page 236 of 327

PROGRAM COUNTRY US STATE Grantee Name(s) - Person(s) or Institution(s) Purpose	UNEXPENDED BALANCE AS OF 01-Jan-2000	APPROVED IN 2000	NET EXPENDITURES AS OF Dec-2000	LAPSES (incl. cancels & recens) IN 2000	REVERSIONS (incl. cancels & recens) IN 2000	UNEXPENDED BALANCE AS OF Dec-2000
HEALTH SCIENCES						
THAILAND						
Health Systems Research Institute Ministry of Public Health Tiwanonda Road Nondaburi, 11000 Thailand						
as an International Health Research Award to support a collaborative partnership to strengthen the capacity of health research institutions in the context of health systems reform in Thailand	0.00	200,000.00	0.00	0.00	0.00	200,000.00
Mahidol University 198/2 Trok Wat Saowakhon Bang Yikhan Bang Plad Bangkok 10700, Thailand						
for use by its Faculty of Social Sciences & Humanities in support of a collaborative project to identify, assess and monitor equity in health and health care in Thailand at the national, regional and provincial levels, as part of the Equity Gauge Initiative	0.00	100,000.00	50,000.00	0.00	0.00	50,000.00
Ministry of Public Health, Thailand Tivanond Road Nonthaburi, 11000 Thailand						
for use by its Field Epidemiology Training Program for activities related to the maintenance and further development of the Mekong Basin Disease Surveillance network	0.00	400,000.00	200,000.00	0.00	0.00	200,000.00
UGANDA						
Makerere University P.O. Box 7062 Kampala, Uganda						
for a needs assessment study and a curriculum development workshop to design a Masters of Public Health degree program under the auspices of the Public Health Schools Without Walls Initiative	2,820.26	0.00	0.00	0.00	0.00	2,820.26
for a workshop on The Training of Trainers in Problem Based Learning Methodology for the Public Health Schools Without Walls Initiative	1,623.00	0.00	0.00	0.00	0.00	1,623.00
for use by its Institute of Public Health to enable graduate students in its Master's in Public Health program to participate in the INCLEN XVI global meeting in Bangkok, Thailand, March 1-5, 1999	5,400.00	0.00	0.00	0.00	0.00	5,400.00
to enable George Pariyo to complete his doctoral studies at Johns Hopkins University as part of a capacity building component under the PHSWOW program	7,568.00	0.00	2,958.00	0.00	0.00	4,610.00

THE ROCKEFELLER FOUNDATION
Identification Number 13-1659629
GRANTS AND EXPENDITURES REPORT

Attachment #2.A
Page 237 of 327

PROGRAM COUNTRY US STATE Grantee Name(s) - Person(s) or Institution(s) Purpose	UNEXPENDED BALANCE AS OF 01-Jan-2000	APPROVED IN 2000	NET EXPENDITURES AS OF Dec-2000	LAPSES (incl. cancels & recens) IN 2000	REVERSIONS (incl. cancels & recens) IN 2000	UNEXPENDED BALANCE AS OF Dec-2000
HEALTH SCIENCES						
UGANDA						
Ministry of Finance, Planning, and Economic Development, Uganda P.O. Box 2666 Kampala, Uganda						
for activities by its Population Secretariat to continue building capacity at the district and sub-county levels to collect, analyze, and utilize information and data about adolescent reproductive health for local program development and implementation, and to build capacity at the Secretariat for national policy analysis and coordination	225,000.00	0.00	225,000.00	0.00	0.00	0.00
UNITED KINGDOM						
Liverpool School of Tropical Medicine Pembroke Place Liverpool, L3 5QA United Kingdom						
to produce a new edition of "A Short Textbook of Preventive Medicine for the Tropics," which incorporates major developments in the public health field since 1990	15,000.00	0.00	15,000.00	0.00	0.00	0.00
VIETNAM						
Hanoi School of Public Health 138 Giang Vo, Ba dinh Hanoi, Vietnam						
for continued support of its public health school without walls program activities	79,244.93	0.00	60,042.35	0.00	0.00	19,202.58
for continued support of its public health schools without walls program activities	80,000.00	0.00	19,409.15	0.00	0.00	60,590.85
for continued support of its public health schools without walls program activities	149,000.00	0.00	0.00	0.00	0.00	149,000.00
In support of its public health school without walls program activities	39,740.45	0.00	39,113.81	0.00	626.64	0.00
In support of its public health school without walls program activities	12,759.85	0.00	11,889.96	0.00	869.89	0.00

THE ROCKEFELLER FOUNDATION
Identification Number 13-1659629
GRANTS AND EXPENDITURES REPORT

Attachment #2.A
Page 238 of 327

PROGRAM COUNTRY US STATE Grantee Name(s) - Person(s) or Institution(s) Purpose	UNEXPENDED BALANCE AS OF 01-Jan-2000	APPROVED IN 2000	NET EXPENDITURES AS OF Dec-2000	LAPSES (incl. canc & recens) IN 2000	REVERSIONS (incl. canc & recens) IN 2000	UNEXPENDED BALANCE AS OF Dec-2000
HEALTH SCIENCES						
ZIMBABWE						
Training and Research Support Centre 47 Van Praagh Avenue Milton Park Harare, Zimbabwe						
to enhance public participation and accountability in the health budget processes in Zimbabwe, as part of the Equity Gauge initiative	0.00	98,250.00	0.00	0.00	0.00	98,250.00
University of Zimbabwe P.O. Box MP 167 Mount Pleasant Harare, Zimbabwe						
for continued support of its Public Health School Without Walls Master's of Public Health training program	5,000.00	0.00	0.00	0.00	0.00	5,000.00
for continued support of its Public Health School Without Walls Master's of Public Health training program	78,016.00	0.00	30,800.00	0.00	0.00	47,216.00
for continued support of its Public Health Schools Without Walls' Master's of Public Health training program	12,267.25	0.00	0.00	0.00	0.00	12,267.25
for core support of its Clinical Epidemiology Unit	12,500.00	0.00	0.00	0.00	0.00	12,500.00
in support of a field supervisors' workshop organized by its Public Health Schools Without Walls Master of Public Health training program	1,153.00	0.00	0.00	0.00	0.00	1,153.00
In support of its Public Health Schools Without Walls' Master of Public Health training program	29,031.00	0.00	0.00	0.00	0.00	29,031.00
to continue support for the Master Of Public Health Training Program under the auspices of the public health schools without walls initiative	3,339.94	0.00	0.00	0.00	0.00	3,339.94
to enable the management module coordinator of its master's of public health program to participate in a workshop focused on using burden of disease and cost-effectiveness to define national control priorities and essential packages of care	550.00	0.00	0.00	0.00	0.00	550.00

THE ROCKEFELLER FOUNDATION
Identification Number 13-1859629
GRANTS AND EXPENDITURES REPORT

Attachment #2.A
Page 239 of 327

PROGRAM COUNTRY US STATE Grantee Name(s) - Person(s) or Institution(s) Purpose	UNEXPENDED BALANCE AS OF 01-Jan-2000	APPROVED IN 2000	NET EXPENDITURES AS OF Dec-2000	LAPSES (Incl. cancels & recs.) IN 2000	REVERSIONS (Incl. cancels & recs.) IN 2000	UNEXPENDED BALANCE AS OF Dec-2000
HEALTH SCIENCES						
UNITED STATES						
GEORGIA						
The Carter Center One Copenhill 453 Freedom Parkway Atlanta, Georgia 30307						
In support of three in-country public health training and curriculum development workshops in Ethiopia	0.00	60,000.00	57,150.00	0.00	0.00	2,850.00
LOUISIANA						
Tulane University 6823 St. Charles Avenue New Orleans, Louisiana 70118						
for use by its Medical Center to complete support of a pilot project on the use of cyclops and copepods for "Aedes Aegypti" control	26,575.00	0.00	0.00	0.00	0.00	26,575.00
for use by its School of Public Health and Tropical Medicine to further evaluate the West African Youth Initiative, implemented by Nigeria's Association for Reproductive and Family Health	0.00	0.00	-21.60	0.00	21.60	0.00
MASSACHUSETTS						
Harvard University Cambridge, Massachusetts 02138						
for support of a symposium "Community-Based Healthcare: Lessons from Bangladesh to Boston," to look at the impact of community-based models and to engage practitioners in a dialogue for developing future programs	0.00	25,000.00	25,000.00	0.00	0.00	0.00
New England Medical Center Hospitals, Inc. 750 Washington Street Boston, Massachusetts 02111						
In support of the Global Health Equity Initiative's Social Determinants Conceptual Working Group	30,332.00	0.00	29,855.00	477.00	0.00	0.00
to organize and conduct a meeting entitled "Workshop on Society and Health: A Health Equity Perspective," as part of the Global Health Equity Initiative	144.78	0.00	0.00	0.00	0.00	144.78
NEW YORK						
International AIDS Vaccine Initiative 110 William Street New York, New York 10038-3901						
for continued funding of its activities to ensure development of safe, effective, preventive HIV vaccines for use throughout the world	5,000,000.00	0.00	5,000,000.00	0.00	0.00	0.00

THE ROCKEFELLER FOUNDATION
Identification Number 13-1659629
GRANTS AND EXPENDITURES REPORT

Attachment #2.A
Page 240 of 327

PROGRAM COUNTRY US STATE Grantee Name(s) - Person(s) or Institution(s) Purpose	UNEXPENDED BALANCE AS OF 01-Jan-2000	APPROVED IN 2000	NET EXPENDITURES AS OF Dec-2000	LAPSES (Incl. cancels & recens) IN 2000	REVERSIONS (Incl. cancels & recens) IN 2000	UNEXPENDED BALANCE AS OF Dec-2000
HEALTH SCIENCES						
UNITED STATES						
NEW YORK						
Sakhi for South Asian Women, Inc. P.O. Box 20208 Greeley Square Station New York, New York 10001						
for a project in collaboration with a group of women's and development organizations in India, to complete and disseminate a review of sexual and reproductive health research conducted in India over the past 10 years; and to conduct with several community-based organizations in India, case studies and research to assess the links between asset-building programs for women and women's reproductive health	0.00	454,940.00	199,582.00	0.00	0.00	255,358.00
The Population Council, Inc. One Dag Hammarskjold Plaza New York, New York 10017						
to enable its Nairobi regional office to continue to provide technical assistance to the Family Planning Association of Kenya and the Zimbabwe National Family Planning Council in testing and evaluating new models of reproductive health programs for adolescents	0.00	348,840.00	348,840.00	0.00	0.00	0.00
to enable the Population Council's staff in Bangkok to continue to assist local researchers and UNICEF's Myanmar office with conducting research studies, training, and technical assistance on critical issues in reproductive health and HIV/AIDS in Myanmar	0.00	227,950.00	153,500.00	0.00	0.00	74,450.00
WASHINGTON						
Program for Appropriate Technology in Health 4 Nickerson Street Seattle, Washington 98109						
to continue support for the publication and dissemination of a newsletter entitled "Global Access to STD Diagnostics"	3,055.11	0.00	0.00	0.00	3,055.11	0.00
WASHINGTON, DC						
National Academy of Sciences 2101 Constitution Avenue, N.W. Washington, Washington, DC 20418						
for use by its Institute of Medicine to produce a report on the global impact of tobacco on health	0.00	0.00	-150,000.00	0.00	150,000.00	0.00
Pan American Health Organization Regional Office of the World Health Organization 525 Twenty Third St., N.W. Washington, Washington, DC 20037						
In support of a project to increase the responsiveness and appropriateness of public health training programs and institutions in addressing the social and health needs of their populations	0.00	46,217.00	46,217.00	0.00	0.00	0.00

THE ROCKEFELLER FOUNDATION
Identification Number 13-1659629
GRANTS AND EXPENDITURES REPORT

Attachment #2.A
Page 241 of 327

PROGRAM COUNTRY US STATE Grantee Name(s) - Person(s) or Institution(s) Purpose	UNEXPENDED BALANCE AS OF 01-Jan-2000	APPROVED IN 2000	NET EXPENDITURES AS OF Dec-2000	LAPSES (Incl. cancels & recens) IN 2000	REVERSIONS (Incl. cancels & recens) IN 2000	UNEXPENDED BALANCE AS OF Dec-2000
HEALTH SCIENCES						
UNITED STATES						
WASHINGTON, DC The World Bank 1818 H Street NW Washington, Washington, DC 20433						
for use by its Division of Population, Health, and Nutrition for a collaborative project to improve the population, health, and nutrition outcomes of the poor	245,310.00	0.00	0.00	0.00	0.00	245,310.00
GENERAL - FOUNDATION ADMINISTERED PROJECTS						
for a Foundation-administered project for the design and production costs associated with publishing a volume on Global Dimensions of Health Equity	19,250.00	0.00	0.00	0.00	19,250.00	0.00
for a Foundation-administered project for the editing and other costs associated with publishing a volume on Global Dimensions of Health Equity	153,200.08	0.00	70,558.75	0.00	0.00	82,641.33
for a Foundation-administered project for the editing and other costs associated with publishing a volume on Global Dimensions of Health Equity	21,858.62	0.00	16,218.00	0.00	0.00	5,640.62
for a meeting of the Global Health Equity Initiative country case-study and conceptual working groups	6,598.28	0.00	0.00	0.00	0.00	6,598.28
for a meeting to discuss strategies to build communications for social change in tobacco control	47,866.37	0.00	8,044.00	0.00	39,822.37	0.00
for a meeting to discuss ways to heighten public awareness of the problems associated with tobacco use; facilitate efforts to educate policy makers on tobacco control; and strengthen community-based tobacco control efforts in sub-Saharan Africa	50,000.00	0.00	0.00	0.00	0.00	50,000.00
for a meeting to review the state of the art in TB science and technology for drug discovery, and to discuss the importance and mechanisms of developing new drugs to shorten TB treatment	150,000.00	0.00	97,365.38	0.00	52,634.62	0.00
for a workshop in India for grantees either conducting or planning to conduct intervention research on sexual and reproductive health issues in India, Sri Lanka, Vietnam and Myanmar, and their technical support partners	107,258.62	0.00	28,751.54	0.00	0.00	78,507.08
for activities related to strengthening disease surveillance in East Africa	41,000.00	0.00	0.00	0.00	0.00	41,000.00
for activities related to strengthening disease surveillance in the Mekong Basin	24,259.45	0.00	0.00	0.00	0.00	24,259.45

THE ROCKEFELLER FOUNDATION
Identification Number 13-1659629
GRANTS AND EXPENDITURES REPORT

Attachment #2.A
Page 242 of 327

PROGRAM COUNTRY US STATE Grantee Name(s) - Person(s) or Institution(s) Purpose	UNEXPENDED BALANCE AS OF 01-Jan-2000	APPROVED IN 2000	NET EXPENDITURES AS OF Dec-2000	LAPSES (incl. cancels & recens) IN 2000	REVERSIONS (incl. cancels & recens) IN 2000	UNEXPENDED BALANCE AS OF Dec-2000
HEALTH SCIENCES						
GENERAL - FOUNDATION ADMINISTERED PROJECTS						
for administrative costs associated with implementing the reproductive health services research program	81,741.56	0.00	49,407.37	0.00	0.00	32,334.19
for operational expenses of the Public Health Schools Without Walls Initiative	3,660.31	0.00	0.00	0.00	3,660.31	0.00
for the annual meeting and other collaborative network activities among Public Health Schools Without Walls sites	9,276.26	0.00	5,125.37	0.00	4,150.89	0.00
for the annual meeting and other collaborative network activities among the PHSWOW sites	13,995.37	0.00	6,000.00	0.00	7,995.37	0.00
for the costs associated with a comprehensive participatory evaluation of the Public Health Schools Without Walls (PHSWOW) program	0.00	160,000.00	30,000.00	0.00	0.00	130,000.00
in collaboration with the African Initiatives Program, to explore and assess the nature and impact of selected school health programs carried out by NGOs in Eastern and Southern Africa, and to use the findings to support selected NGOs in developing and implementing their programs to strengthen the capacity of children to acquire the knowledge and skills to improve their health and increase their access to quality education	45,000.00	0.00	32,650.00	0.00	0.00	12,350.00
supplemental funding for the comprehensive evaluation of the Public Health Schools Without Walls (PHSWOW) program to enable the evaluators to further network development and to facilitate internal evaluations of the programs in Zimbabwe, Uganda, Ghana and Vietnam	0.00	90,000.00	17,047.00	0.00	0.00	72,953.00
to conduct a two-day conference to discuss and develop a program that would partner North and South community-based groups working on tobacco control	2,966.56	0.00	-8,838.72	0.00	0.00	11,805.28
to conduct an exploration on the feasibility of establishing a Global Health Watch	46,072.46	0.00	0.00	0.00	46,072.46	0.00
to explore the role of people and resources in the future vision of public health	137,933.33	0.00	58,879.26	0.00	0.00	79,054.07
to facilitate efforts toward increasing global cooperation for the alleviation of micronutrient malnutrition	34,550.00	0.00	8,467.54	0.00	0.00	26,082.46
to organize a meeting with the World Bank, "Current Activities and Future Directions for Health Equity" to bring together representatives of NGOs, bilaterals, multi-laterals and foundations working on health equity to share information and discuss opportunities for collaboration	6,615.35	0.00	-23.72	0.00	6,639.07	0.00

THE ROCKEFELLER FOUNDATION
 Identification Number 13-1659629
 GRANTS AND EXPENDITURES REPORT

Attachment #2.A
 Page 243 of 327

PROGRAM COUNTRY US STATE Grantee Name(s) - Person(s) or Institution(s) Purpose	UNEXPENDED BALANCE AS OF 01-Jan-2000	APPROVED IN 2000	NET EXPENDITURES AS OF Dec-2000	LAPSES (incl. canc & recens) IN 2000	REVERSIONS (incl. canc & recens) IN 2000	UNEXPENDED BALANCE AS OF Dec-2000
HEALTH SCIENCES						
GENERAL - FOUNDATION ADMINISTERED PROJECTS						
to undertake an inventory of public/private collaborations for vaccine research and development	40,782.00	0.00	37,605.57	0.00	0.00	3,176.43
to undertake an inventory of public/private collaborations for vaccine research and development	25,000.00	0.00	25,000.00	0.00	0.00	0.00
to undertake an inventory of public/private collaborations for vaccine research and development	10,133.27	0.00	3,594.87	0.00	6,538.40	0.00
to undertake, in conjunction with the World Bank, a feasibility study to determine interest of vaccine suppliers in participating in a project to develop, license, and supply currently not available priority vaccines	5,000.00	0.00	0.00	0.00	5,000.00	0.00
TOTAL: 113 - HEALTH SCIENCES	7,838,032.58	7,619,017.00	11,141,155.30	477.00	506,960.73	3,808,456.55

THE ROCKEFELLER FOUNDATION
Identification Number 13-1659629
GRANTS AND EXPENDITURES REPORT

Attachment #2.A
Page 244 of 327

PROGRAM COUNTRY US STATE Grantee Name(s) - Person(s) or Institution(s) Purpose	UNEXPENDED BALANCE AS OF 01-Jan-2000	APPROVED IN 2000	NET EXPENDITURES AS OF Dec-2000	LAPSES (incl. cancels & recens) IN 2000	REVERSIONS (incl. cancels & recens) IN 2000	UNEXPENDED BALANCE AS OF Dec-2000
INTERPROGRAM - CENTERS						
INDONESIA						
Center for International Forestry Research P. O. Box 6596 JKPWB Jakarta, 10065 Indonesia						
toward the costs of activities to enhance a conference, "Capturing the Value of Forest Carbon for Sustainable Local Livelihoods" held at the Bellagio Study and Conference Center from February 14 to 18, 2000	0.00	10,000.00	10,000.00	0.00	0.00	0.00
UNITED STATES						
COLORADO						
University of Colorado at Boulder Boulder, Colorado						
toward the cost of travel support for participants from developing countries and Eastern and Central Europe to attend the conference, "Transnational Moments of Change in Postwar Europe," held at the Bellagio Study and Conference Center from October 2 to 6, 2000	0.00	4,000.00	4,000.00	0.00	0.00	0.00
University of Denver Denver, Colorado						
toward the costs of activities to enhance a conference, "Worldwide Archaeological Perspectives on Women and Gender," that will be held at the Bellagio Center from October 12 to 16, 1998	0.00	0.00	-5,000.00	0.00	5,000.00	0.00
CONNECTICUT						
Yale University Woodbridge Hall 105 Wall Street New Haven, Connecticut 06510						
toward the cost of travel support for participants from developing countries and Eastern and Central Europe to attend the conference, "Toward a Global Environment Organization," held at the Bellagio Study and Conference Center September 18 to 21, 2000	0.00	7,500.00	7,500.00	0.00	0.00	0.00
MARYLAND						
Johns Hopkins University 3400 North Charles Street Baltimore, Maryland 21218						
toward the costs of activities to enhance a conference, "The Antibody Consortium for Reproductive and Sexual Health," that was held at the Bellagio Center from February 17 to 21, 1997	0.00	0.00	-4,598.22	0.00	4,598.22	0.00

THE ROCKEFELLER FOUNDATION
Identification Number 13-1659629
GRANTS AND EXPENDITURES REPORT

Attachment #2.A
Page 245 of 327

PROGRAM COUNTRY US STATE Grantee Name(s) - Person(s) or Institution(s) Purpose	UNEXPENDED BALANCE AS OF 01-Jan-2000	APPROVED IN 2000	NET EXPENDITURES AS OF Dec-2000	LAPSES (incl. cancels & recs) IN 2000	REVERSIONS (incl. cancels & recs) IN 2000	UNEXPENDED BALANCE AS OF Dec-2000
INTERPROGRAM - CENTERS						
UNITED STATES						
NEW JERSEY						
Institute for Advanced Study - Louis Bamberger & Mrs. Felix Fuld Foundation Olden Lane Princeton, New Jersey 08540						
toward the cost of travel support for participants from developing countries and Eastern and Central Europe to attend the conference, "Feminism and the Shifting Boundaries of Public and Private," to be held at the Bellagio Study and Conference Center from December 4 to 8, 2000	0.00	1,860.00	1,860.00	0.00	0.00	0.00
NEW YORK						
Columbia University 535 W. 116th Street 202 Low Library New York, New York 10027						
toward the cost of activities to enhance a conference, "Altruism and Imperialism: Western Religious and Cultural Missions to the Middle East," held at the Bellagio Center from August 28 to September 1, 2000	0.00	13,460.00	13,460.00	0.00	0.00	0.00
toward the cost of travel support for participants from developing countries and Eastern and Central Europe to attend the conference, "Altruism and Imperialism: Western Religious and Cultural Missions to the Middle East," held at the Bellagio Center from August 28 to September 1, 2000	0.00	7,500.00	7,500.00	0.00	0.00	0.00
Cornell University Day Hall Ithaca, New York 14853						
toward the cost of activities to enhance a conference, "Gross Domestic Product vs. Quality of Life: Balancing Work and Family," held at the Bellagio Center from January 29 to February 2, 2001	0.00	20,000.00	20,000.00	0.00	0.00	0.00
toward the cost of travel support for participants from developing countries and Eastern and Central Europe to attend the conference, "Gross Domestic Product vs. Quality of Life: Balancing Work and Family," to be held at the Bellagio Study and Conference Center from January 29 to February 2, 2001	0.00	7,500.00	7,500.00	0.00	0.00	0.00
GENERAL - FOUNDATION ADMINISTERED PROJECTS						
to provide travel assistance for Bellagio Study and Conference Center team and conference participants from developing countries in Africa, Asia, and Latin America, as well as from Eastern and central Europe, who otherwise may not be able to participate in the meeting	0.00	36,000.00	13,553.02	0.00	0.00	22,446.98
TOTAL: 11 - INTERPROGRAM - CENTERS	0.00	107,820.00	75,774.80	0.00	9,598.22	22,446.98

THE ROCKEFELLER FOUNDATION
Identification Number 13-1659629
GRANTS AND EXPENDITURES REPORT

Attachment #2.A
Page 246 of 327

PROGRAM COUNTRY US STATE Grantee Name(s) - Person(s) or Institution(s) Purpose	UNEXPENDED BALANCE AS OF 01-Jan-2000	APPROVED IN 2000	NET EXPENDITURES AS OF Dec-2000	LAPSES (incl. canc & recens) IN 2000	REVERSIONS (incl. canc & recens) IN 2000	UNEXPENDED BALANCE AS OF Dec-2000
POPULATION SCIENCES						
ARGENTINA						
Institute of Experimental Biology and Medicine Vuelta de Obligado 2490 Buenos Aires, 1428 Argentina						
for a study of the role played by the enzyme B-N-acetylglucosaminidase in human fertilization	21,500.00	0.00	0.00	21,500.00	0.00	0.00
AUSTRALIA						
Australian National University Canberras, ACT 0200 Australia						
for a collaborative study with the ICDDR,B, on reproductive and other health levels in Dhaka, Bangladesh	185,180.00	0.00	185,180.00	0.00	0.00	0.00
toward the cost of John C. Caldwell's research on a unified theory of fertility decline	80,000.00	0.00	0.00	0.00	0.00	80,000.00
Australian Reproductive Health Alliance Canberra, Australia						
to continue to inform Australian policymakers and the public about international reproductive health, population, and development issues	200,000.00	0.00	0.00	0.00	0.00	200,000.00
Prince Henry's Institute of Medical Research P.O. Box 5152 Clayton, Victoria, 3168 Australia						
for a study of novel endometrial targets for post-coital contraception as part of an Implantation research network brought together by the World Health Organization	0.00	300,000.00	100,000.00	0.00	0.00	200,000.00
BANGLADESH						
House No. 102, Road No. 9A Dhanmondi R/A Dhaka, Bangladesh						
for a follow-up survey in Bangladesh to learn whether women who expressed an intention to use family planning five years ago have used it, and to study the issues surrounding use and non-use of contraception among this population	15,770.00	0.00	0.00	0.00	0.00	15,770.00

THE ROCKEFELLER FOUNDATION
Identification Number 13-1659629
GRANTS AND EXPENDITURES REPORT

Attachment #2 A
Page 247 of 327

PROGRAM COUNTRY US STATE Grantee Name(s) - Person(s) or Institution(s) Purpose	UNEXPENDED BALANCE AS OF 01-Jan-2000	APPROVED IN 2000	NET EXPENDITURES AS OF Dec-2000	LAPSES (incl cancels & recs) IN 2000	REVERSIONS (incl cancels & recs) IN 2000	UNEXPENDED BALANCE AS OF Dec-2000
POPULATION SCIENCES						
BRAZIL						
Federal University of Bahia Salvador, Brazil						
In support of the research and training program in fertility regulation and reproductive health based at its maternity hospital	19,086 78	0 00	0 00	0 00	0 00	19,086 78
BURKINA FASO						
Banza Baya UERD University of Ouagadougou Ouagadougou B P 7118 Burkina Faso						
for a study in collaboration with the University of Montreal on the effects of child mortality on fertility preferences and behavior in rural Burkina Faso	13,106 00	0 00	11,885 00	0 00	0 00	1,221 00
Ministry of Health, Burkina Faso 03 BP 7009 Ouagadougou, 03 Burkina Faso						
to conduct a community-based study in collaboration with the Population Council (Ouagadougou), to document and understand norms and practices related to induced abortion and prevention of unwanted pregnancies in a rural area of Bazega Province	84,870 00	0 00	0 00	0 00	84,870 00	0 00
CAMEROON						
National Epidemiology Board of Cameroon B P 12304 Yaounde Cameroon						
to support a national health and family planning research and policy board in Cameroon	2,570 00	0 00	0 00	0 00	0 00	2,570 00
CANADA						
Action Canada for Population and Development Suite 300 260, rue Dalhousie Street Ottawa, K1N 7E4 Canada						
for a public education program about international population and development issues and the dissemination of research results on these topics	0 00	96,270 00	96,270 00	0 00	0 00	0 00

THE ROCKEFELLER FOUNDATION
Identification Number 13-1659629
GRANTS AND EXPENDITURES REPORT

Attachment #2 A
Page 248 of 327

PROGRAM COUNTRY US STATE Grantee Name(s) - Person(s) or Institution(s) Purpose	UNEXPENDED BALANCE AS OF 01-Jan-2000	APPROVED IN 2000	NET EXPENDITURES AS OF Dec-2000	LAPSES (incl cancels & recens) IN 2000	REVERSIONS (incl cancels & recens) IN 2000	UNEXPENDED BALANCE AS OF Dec-2000
POPULATION SCIENCES						
CANADA						
University of Montreal Montréal Canada						
for intervention research to be conducted in collaboration with the University of Yaounde, to test several approaches to improving the sexual and reproductive health and health-seeking behaviors of adolescents in Cameroon	0 00	450,000 00	266,750 00	0 00	0 00	183,250 00
CHILE						
Pontificia Universidad Católica de Chile Marcoleta 352 Santiago Chile						
In support of the research and training program organized by the Reproductive and Developmental Biology Unit and the Laboratory of Endocrinology	949 00	0 00	949 00	0 00	0 00	0 00
University of Chile Santiago Chile						
for a research and training program in reproductive biology and endocrinology	-949 00	0 00	-949 00	0 00	0 00	0 00
CHINA						
Beijing Medical University 38 Xueyuan Road Beijing, 10083 China						
for a project in collaboration with the National Research Institute for Family Planning on the interaction of water channel and carbonic anhydrase genes in the testis and the control of spermiogenesis, spermiation, and the motility of spermatozoa	14,000 00	0 00	7,000 00	0 00	0 00	7,000 00
Chinese Academy of Medical Sciences China						
to develop an antifertility vaccine that could be used by men	3,251 66	0 00	0 00	0 00	0 00	3,251 66
Chinese Academy of Sciences 52 San Li He Road Beijing 100864 China						
for use by its State Key Laboratory of Reproductive Biology to study the effects of anti-angiogenic factors on the corpus luteum and implantation in primates as part of an implantation research network brought together by the World Health Organization	0 00	100,000 00	49,500 00	0 00	0 00	50,500 00

THE ROCKEFELLER FOUNDATION
Identification Number 13-1659629
GRANTS AND EXPENDITURES REPORT

Attachment #2 A
Page 249 of 327

PROGRAM COUNTRY US STATE Grantee Name(s) - Person(s) or Institution(s) Purpose	UNEXPENDED BALANCE AS OF 01-Jan-2000	APPROVED IN 2000	NET EXPENDITURES AS OF Dec-2000	LAPSES (Incl cancels & recans) IN 2000	REVERSIONS (Incl cancels & recans) IN 2000	UNEXPENDED BALANCE AS OF Dec-2000
POPULATION SCIENCES						
CHINA						
Chinese Academy of Sciences for use by the Institute of Developmental Biology & Open Laboratory of Molecular Embryology for training and research in fertility regulation	142,100 00	0 00	141,121 08	0 00	978 92	0 00
International Peace Maternity and Child Health Hospital 910 Hengshan Road Shanghai 200030 China for a study in collaboration with the Shanghai Institute of Family Planning Technical Instruction on the probability of conception in Chinese women at the time of ovulation	23,786 00	0 00	0 00	0 00	0 00	23,786 00
Shanghai Second Medical University 280 South Chongqing Road Shanghai 200025 China for a study of the mechanism of action of corticosterone regulation of rat Leydig cell apoptosis and proliferation	15,000 00	0 00	15,000 00	0 00	0 00	0 00
ENGLAND						
Reproductive Health Matters 444 Highgate Studios 53/79 Highgate Road London NW5 1TL England toward the costs of publishing and distributing free of charge its journal and other printed materials in sub-Saharan Africa and South Asia	0 00	50,000 00	25,000 00	0 00	0 00	25,000 00
The Save the Children Fund 17 Grove Lane London, SE5 8RD England for creating and strengthening the psychological and social resources of adolescents in urban Mali, in order to facilitate their acquisition and application of sexual health information	0 00	82,870 00	37,800 00	0 00	0 00	45,070 00
FINLAND						
University of Turku Turku Finland to complete a study involving the development of immortalized epididymal cell lines and related activities as part of a network concerned with the application of molecular pharmacology for post-testicular activity	0 00	212,260 00	212,260 00	0 00	0 00	0 00

THE ROCKEFELLER FOUNDATION
Identification Number 13-1659629
GRANTS AND EXPENDITURES REPORT

Attachment #2 A
Page 250 of 327

PROGRAM COUNTRY US STATE Grantee Name(s) - Person(s) or Institution(s) Purpose	UNEXPENDED BALANCE AS OF 01-Jan-2000	APPROVED IN 2000	NET EXPENDITURES AS OF Dec-2000	LAPSES (incl canc & recens) IN 2000	REVERSIONS (incl canc & recens) IN 2000	UNEXPENDED BALANCE AS OF Dec-2000
POPULATION SCIENCES						
FRANCE						
Université de Clermont-Ferrand II (Blaise Pascal) 34 ave Carnot BP 185 Clermont-Ferrand Cedex 1, 63006 France						
for a study of GPX5 and GPX3 in the mammalian epididymis as potential tools toward the modulation of the epididymal environment and the integrity of spermatozoa	0 00	91,110 00	91,110 00	0 00	0 00	0 00
GERMANY						
Rheinisch-Westfälische Technische Hochschule Aachen Aachen, 52056 Germany						
for development of trophoblast-specific contraceptive agents as part of an implantation research network brought together by the World Health Organization	0 00	330,000 00	0 00	0 00	0 00	330,000 00
Westphalian Wilhelms University Münster Germany						
to complete a study designed to develop a male contraceptive by targeting sperm metabolism	0 00	135,100 00	135,100 00	0 00	0 00	0 00
GHANA						
INDEPTH Network Inc 9 Adenokum Loop Kanda P O Box GP 14550 Accra Ghana						
for a scientific meeting in Johannesburg, South Africa, of representatives from an international network of field sites with continuous demographic evaluation of populations and their health	0 00	100,000 00	100,000 00	0 00	0 00	0 00
Ministry of Health Ghana P O Box M-44 Accra Ghana						
to develop the capacity of its Navrongo Health and Research Centre to undertake South-South and other policy dialogue activities	204 47	0 00	0 00	0 00	0 00	204 47
to disseminate research findings of the Navrongo Health Research Centre at its tenth anniversary celebration	0 00	0 00	-50,000 00	50,000 00	0 00	0 00
to enable the Navrongo Health Research Centre to engage a senior scientist for its demographic surveillance system	30,000 00	0 00	30,000 00	0 00	0 00	0 00

THE ROCKEFELLER FOUNDATION
Identification Number 13-1659629
GRANTS AND EXPENDITURES REPORT

Attachment #2 A
Page 251 of 327

PROGRAM COUNTRY US STATE Grantee Name(s) - Person(s) or Institution(s) Purpose	UNEXPENDED BALANCE AS OF 01-Jan-2000	APPROVED IN 2000	NET EXPENDITURES AS OF Dec-2000	LAPSES (Incl cancels & recs) IN 2000	REVERSIONS (Incl cancels & recs) IN 2000	UNEXPENDED BALANCE AS OF Dec-2000
POPULATION SCIENCES						
GHANA						
Ministry of Health, Ghana toward the cost of the demographic surveillance system of the Navrongo Health Research Centre, and to begin the process of transferring lessons learned from the Navrongo Community Health and Family Planning project to the national health program	0 00	0 00	-8,296 24	0 00	8,296 24	0 00
University of Cape Coast Cape Coast, Ghana for a collaborative study with the Population Council concerning how social networks and community groups affect health behavior in Ghana	285,690 00	0 00	0 00	0 00	0 00	285,690 00
University of Ghana P O Box 25 Legon Accra Ghana for use by its School of Public Health for its public health schools without walls program	20,609 00	0 00	0 00	0 00	0 00	20,609 00
INDIA						
All India Institute of Medical Sciences Ansari Nagar New Delhi, 110029 India for studies in receptive stage gene expression in the Rhesus monkey endometrium and the mode of action of anti-angiogenic agents during receptivity and implantation, as part of an implantation research network brought together by the World Health Organization	0 00	299,940 00	116,445 00	0 00	0 00	183,495 00
to continue studies in receptive stage gene expression in the rhesus monkey endometrium and the mode of action of anti-angiogenic agents during receptivity and implantation, as part of an implantation research network brought together by the World Health Organization	0 00	100,000 00	100,000 00	0 00	0 00	0 00
Anusandhan Trust Centre for Enquiry into Health and Allied Themes (CEHAT) 2nd floor BMC Maternity Home 135 A-E Military Road, Near Lok Darshan, Marol Andheri East Mumbai 400 059 India to support India's National Abortion Assessment Study	0 00	425,000 00	300,000 00	0 00	0 00	125,000 00
Ashish Gram Rachna Trust District Aurangabad 431 121 Pachod Maharashtra India for use by its Institute of Health Management Pachod, to develop, monitor, and evaluate a model reproductive and child health programme through a target free approach, in a slum setting in Pune city	57,000 00	0 00	12,980 00	0 00	0 00	44,020 00

THE ROCKEFELLER FOUNDATION
Identification Number 13-1659629
GRANTS AND EXPENDITURES REPORT

Attachment #2 A
Page 252 of 327

PROGRAM COUNTRY US STATE Grantee Name(s) - Person(s) or Institution(s) Purpose	UNEXPENDED BALANCE AS OF 01-Jan-2000	APPROVED IN 2000	NET EXPENDITURES AS OF Dec-2000	LAPSES (Incl canc & recens) IN 2000	REVERSIONS (Incl canc & recens) IN 2000	UNEXPENDED BALANCE AS OF Dec-2000
POPULATION SCIENCES						
INDIA						
Central Drug Research Institute Chattar Manzil Post Box 173 Lucknow, 226 001 India						
cloning and expression of filarial antigens for immunodiagnosis of lymphatic filariasis	16,300 00	0 00	0 00	0 00	0 00	16,300 00
Devi Ahilya Vishwavidyalaya R N Tagore Marg Indore 452001 India						
for a study in mice of the contraceptive efficacy of mifepristone and cabergoline in relation to their effects on the expression of 32 kD, a progesterone-induced protein gene	26,000 00	0 00	13,000 00	0 00	0 00	13,000 00
Gauhati University Gopinath Bardoloi Nagar Guwahati 781014 India						
for a study of the status of women in urban areas of Assam, India, and its effects on their reproductive health and fertility	23,860 00	0 00	15,000 00	0 00	0 00	8,860 00
Institute for Research in Reproduction Jehangir Merwanji Street Parel Bombay, 400 012 India						
a study of the role of 5-alpha-reductase in the metabolism of androgens in the pituitary and prostate, to be undertaken by Biotechnology Career Fellow Dr A H Bandivdekar, under the direction of Dr Kalyan Sundaram, Center for Biomedical Research, The Population Council, New York, New York	2,714 00	0 00	0 00	0 00	0 00	2,714 00
Talwar Research Foundation E-6 Neb Valley Neb Sarai, Salnik Farms New Delhi 110068 India						
to develop human and/or "humanized" antibodies against human chorionic gonadotropin for emergency contraception	64,500 00	0 00	64,500 00	0 00	0 00	0 00
KENYA						
Linda, Thomas E, John Archer Dow Kekovole P O Box 57009 Nairobi Kenya						
for a study of wealth flow and fertility decline in Kenya	24 04	0 00	0 00	0 00	0 00	24 04

THE ROCKEFELLER FOUNDATION
 Identification Number 13-1659629
 GRANTS AND EXPENDITURES REPORT

Attachment #2 A
 Page 253 of 327

PROGRAM COUNTRY US STATE Grantee Name(s) - Person(s) or Institution(s) Purpose	UNEXPENDED BALANCE AS OF 01-Jan-2000	APPROVED IN 2000	NET EXPENDITURES AS OF Dec-2000	LAPSES (Incl cancels & recons) IN 2000	REVERSIONS (Incl cancels & recons) IN 2000	UNEXPENDED BALANCE AS OF Dec-2000
POPULATION SCIENCES						
KENYA						
Uzima Foundation P O Box 52218 Nairobi, Kenya						
for a study on the impact of its AIDS awareness activities on the sexual behavior of youth in Kenya	0 00	35,000 00	25,000 00	0 00	0 00	10,000 00
MALI						
Institut du Sahel B P 1530 Bamako Mali						
for graduate fellowships to enable scholars from the Sahel Region to study population and development abroad	672 06	0 00	0 00	0 00	0 00	672 06
NIGERIA						
Nigerian Institute of Social and Economic Research Ibadan, Nigeria						
to support baseline research in Nigeria on the social and cultural factors that contribute to inequitable health outcomes	74,194 47	0 00	0 00	0 00	74,194 47	0 00
Women's Health and Action Research Centre 4 Alotoje Street Off Uwasola Street P O Box 10231 Benin City, Nigeria						
to conduct documentation and intervention research on the sexual and reproductive health of out-of-school adolescents in Nigeria	0 00	182,970 00	91,485 00	0 00	0 00	91,485 00
PAKISTAN						
University of the Punjab 1 Shahrah-e-al-Beruni Lahore 2 Pakistan						
for a study of expression of BT toxin genes in rice, to be undertaken by Biotechnology Career Fellow Prof. Sheikh Riazuddin, under the direction of Dr. Milton P. Gordon, Department of Biochemistry, University of Washington, Seattle	8,546 63	0 00	0 00	0 00	0 00	8,546 63

THE ROCKEFELLER FOUNDATION
Identification Number 13-1659629
GRANTS AND EXPENDITURES REPORT

Attachment #2 A
Page 254 of 327

PROGRAM COUNTRY US STATE Grantee Name(s) - Person(s) or Institution(s) Purpose	UNEXPENDED BALANCE AS OF 01-Jan-2000	APPROVED IN 2000	NET EXPENDITURES AS OF Dec-2000	LAPSES (incl cancels & recs) IN 2000	REVERSIONS (incl cancels & recs) IN 2000	UNEXPENDED BALANCE AS OF Dec-2000
POPULATION SCIENCES						
SENEGAL						
Ministry of Health Senegal Dakar, Senegal						
for a study by the National Family Planning Program to document how improving the quality of service affects continuation of family planning use in Senegal	37,000 00	0 00	37,000 00	0 00	0 00	0 00
SWITZERLAND						
World Health Organization 20 Avenue Appia Geneva, CH-1211 Switzerland						
for a meeting in Oregon of the investigators and project review committee for an implantation research initiative of the Special Programme of Research, Development and Research Training in Human Reproduction	0 00	72,400 00	72,400 00	0 00	0 00	0 00
for a meeting of the investigators and project review committee for an implantation research initiative of the Special Programme of Research, Development and Research Training in Human Reproduction	0 00	0 00	-9,131 00	0 00	9,131 00	0 00
for meetings, collaborative projects, and publication costs associated with an implantation research initiative of the Special Programme of Research, Development and Research Training in Human Reproduction	0 00	250,000 00	100,000 00	0 00	0 00	150,000 00
for the second phase of activities to be conducted in collaboration with UNICEF and working groups from various countries, to design and test new measures to monitor and evaluate risk and protective factors in adolescent development in country-level programming	0 00	874,600 00	466,400 00	0 00	0 00	408,200 00
THAILAND						
The Concept Foundation Italthai Tower 11th Floor 2034 New Petchburi Road Bangkok 10320 Thailand						
to complete a collaborative research and development project with the World Health Organization and Chinese institutions concerning the post-ovulatory use of mifepristone as a means of reducing unwanted pregnancies and the recourse to abortion	0 00	242,810 00	242,810 00	0 00	0 00	0 00
UGANDA						
Makerere University P O Box 7062 Kampala Uganda						
for a needs assessment study and a curriculum development workshop to design a Masters of Public Health degree program under the auspices of the Public Health Schools Without Walls Initiative	2,400 46	0 00	0 00	0 00	0 00	2,400 46

THE ROCKEFELLER FOUNDATION
Identification Number 13-1659629
GRANTS AND EXPENDITURES REPORT

Attachment #2 A
Page 255 of 327

PROGRAM COUNTRY US STATE Grantee Name(s) - Person(s) or Institution(s) Purpose	UNEXPENDED BALANCE AS OF 01-Jan-2000	APPROVED IN 2000	NET EXPENDITURES AS OF Dec-2000	LAPSES (Incl cancels & recs) IN 2000	REVERSIONS (Incl cancels & recs) IN 2000	UNEXPENDED BALANCE AS OF Dec-2000
POPULATION SCIENCES						
UNITED KINGDOM						
Medical Research Council 20 Park Crescent London W1B 1AL United Kingdom						
for use by its HIV Clinical Trials Centre to evaluate the efficacy of vaginal microbicides in the macaque	2,600 00	0 00	0 00	0 00	0 00	2,600 00
for use by its HIV Clinical Trials Centre to evaluate the efficacy of vaginal microbicides in the macaque	7,800 00	0 00	7,800 00	0 00	0 00	0 00
University of Cambridge Cambridge, CB2 1TS United Kingdom						
for use by its Rosie Hospital for a study of angiogenesis and the role of angiogenic growth factors on implantation as part of an implantation research network brought together by the World Health Organization	0 00	330,170 00	130,170 00	0 00	0 00	200,000 00
ZIMBABWE						
University of Zimbabwe P O Box MP 167 Mount Pleasant Harare, Zimbabwe						
for continued support of its Public Health Schools Without Walls' Master's of Public Health training program	1,456 16	0 00	0 00	0 00	0 00	1,456 16
In support of its Public Health Schools Without Walls' Master of Public Health training program	29,199 00	0 00	0 00	0 00	0 00	29,199 00
Zimbabwe National Family Planning Council Harare Zimbabwe						
to complete an intervention research project aiming to identify appropriate, effective, and replicable models of reproductive health services for youth in Zimbabwe	0 00	302,110 00	0 00	0 00	0 00	302,110 00
UNITED STATES						
Elisabeth Zenger No Purpose	2,379 00	0 00	0 00	0 00	0 00	2,379 00
	-2,379 00	0 00	0 00	0 00	0 00	-2,379 00

THE ROCKEFELLER FOUNDATION
Identification Number 13-1859629
GRANTS AND EXPENDITURES REPORT

Attachment #2 A
Page 256 of 327

PROGRAM COUNTRY US STATE Grantee Name(s) - Person(s) or Institution(s) Purpose	UNEXPENDED BALANCE AS OF 01-Jan-2000	APPROVED IN 2000	NET EXPENDITURES AS OF Dec-2000	LAPSES (Incl cancels & recens) IN 2000	REVERSIONS (Incl cancels & recens) IN 2000	UNEXPENDED BALANCE AS OF Dec-2000
POPULATION SCIENCES						
UNITED STATES						
CALIFORNIA						
Pacific Institute for Women's Health 2999 Overland Avenue Suite 111 Los Angeles California 90064						
to test community-based interventions to prevent unwanted pregnancies, and unsafe abortion and its complications, in Kenya, in collaboration with the Center for the Study of Adolescence in Nairobi	0 00	691,790 00	173,584 00	0 00	0 00	518,206 00
 RAND Corporation 1700 Main Street P O Box 2138 Santa Monica California 90407-2138						
to continue its policy-relevant research communication program, Population Matters	50,000 00	0 00	50,000 00	0 00	0 00	0 00
 University of California Davis One Shields Avenue Davis, California 95616						
for studies in the SIV/Rhesus macaque animal model designed to define the biology of heterosexual HIV transmission, as part of a network geared toward the development of vaginal microbicides	0 00	300,000 00	300,000 00	0 00	0 00	0 00
 MARYLAND						
Johns Hopkins University 3400 North Charles Street Baltimore Maryland 21218						
for use by its Center for Communication Programs toward the Nafis Sadik Leadership Fellows program	25,000 00	0 00	25,000 00	0 00	0 00	0 00
 MASSACHUSETTS						
Brigham and Women's Hospital 75 Francis Street Boston Massachusetts 02115						
for a study of vaginal tract mucosal immune defense and HIV infection, as part of a network geared toward the development of vaginal microbicides	0 00	299,980 00	299,980 00	0 00	0 00	0 00
 NEW YORK						
Aaron Diamond AIDS Research Center for the City of New York, Inc 455 First Avenue New York, New York 10016						
for a study of inhibitors of HIV-1 envelope and cellular co-receptors, as part of a network geared toward the development of vaginal microbicides	0 00	300,000 00	300,000 00	0 00	0 00	0 00

THE ROCKEFELLER FOUNDATION
Identification Number 13-1659629
GRANTS AND EXPENDITURES REPORT

Attachment #2 A
Page 257 of 327

PROGRAM COUNTRY US STATE Grantee Name(s) - Person(s) or Institution(s) Purpose	UNEXPENDED BALANCE AS OF 01-Jan-2000	APPROVED IN 2000	NET EXPENDITURES AS OF Dec-2000	LAPSES (incl canc & recens) IN 2000	REVERSIONS (incl canc & recens) IN 2000	UNEXPENDED BALANCE AS OF Dec-2000
POPULATION SCIENCES						
UNITED STATES						
NEW YORK						
Columbia University 535 W 116th Street 202 Low Library New York New York 10027						
for AIDS prevention and health education projects in Senegal and Uganda	168 00	0 00	0 00	0 00	0 00	168 00
Research, Action and Information Network for the Bodily Integrity of Women 915 Broadway, Suite 1109 New York, New York 10010-7108						
for its African Partnership for Sexual and Reproductive Health and Rights of Women	0 00	100,000 00	100,000 00	0 00	0 00	0 00
Rockefeller University 1230 York Avenue New York New York 10021						
for a study of dendritic cells as targets for microbicides to block the mucosal transmission of HIV, as part of a network geared toward the development of vaginal microbicides	0 00	295,320 00	295,320 00	0 00	0 00	0 00
The Population Council Inc One Dag Hammarskjold Plaza New York New York 10017						
for a study to be conducted in collaboration with the Self-Employed Women's Association, Gujarat, India, to test a set of livelihood and savings program activities to improve the livelihoods of adolescent girls in India, and the impact of such activities on decision-making related to marriage and child-bearing	0 00	399,460 00	399,460 00	0 00	0 00	0 00
In support of its African Population and Health Policy Research Center in Nairobi	0 00	994,730 00	994,730 00	0 00	0 00	0 00
to participate in and administer a basic science network on heterosexual transmission of HIV that is geared toward the development of vaginal microbicides/contraceptives	0 00	0 00	-18,087 00	0 00	18,087 00	0 00
to participate in, and administer a basic science network on, heterosexual transmission of HIV that is geared toward the development of vaginal microbicides	0 00	743,620 00	743,620 00	0 00	0 00	0 00
United Nations Population Fund 220 East 42nd Street New York, New York 10017						
toward the cost of preparing for a meeting at the Foundation's Bellagio Center of representatives from developing countries, donors, and pharmaceutical companies concerning the price of oral contraceptives in developing-country markets	1,515 00	0 00	0 00	0 00	0 00	1,515 00

THE ROCKEFELLER FOUNDATION
Identification Number 13-1659629
GRANTS AND EXPENDITURES REPORT

Attachment #2 A
Page 258 of 327

PROGRAM COUNTRY US STATE Grantee Name(s) - Person(s) or Institution(s) Purpose	UNEXPENDED BALANCE AS OF 01-Jan-2000	APPROVED IN 2000	NET EXPENDITURES AS OF Dec-2000	LAPSES (incl canc & recens) IN 2000	REVERSIONS (incl canc & recens) IN 2000	UNEXPENDED BALANCE AS OF Dec-2000
POPULATION SCIENCES						
UNITED STATES						
NORTH CAROLINA						
Family Health International P O Box 13950 Research Triangle Park North Carolina 27709						
for a meeting to promote for-profit and non-profit sector collaboration in the area of microbicide/spermicide development	0 00	0 00	-29,287 00	0 00	29,287 00	0 00
for a study of the introduction and use of emergency contraception in Venezuela	0 00	29,290 00	29,290 00	0 00	0 00	0 00
IPAS 300 Market Street Suite 200 Chapel Hill North Carolina 27516						
to conduct an assessment of three community-based adolescent sexual and reproductive health projects in west Africa, and hold a regional workshop for these and other organizations conducting similar research in Africa	0 00	285,000 00	285,000 00	0 00	0 00	0 00
OREGON Oregon Health & Science University Portland, Oregon 97201						
for use by the Oregon Regional Primate Research Center for studies in rhesus monkeys using anti-angiogenic agents as part of an implantation research network brought together by the World Health Organization	0 00	300,000 00	100,000 00	0 00	0 00	200,000 00
PENNSYLVANIA University of Pennsylvania Philadelphia Pennsylvania 19104-6380						
for a career development fellowship program for developing-country scientists in the cellular and molecular aspects of reproduction	58,865 73	0 00	58,538 86	0 00	326 87	0 00
TENNESSEE Vanderbilt University Nashville Tennessee 37240						
to complete research on the characterization of an epididymal gene promoter as a tool to study secreted epididymal proteins as potential targets for male contraception	0 00	322,850 00	150,000 00	0 00	0 00	172,850 00
VIRGINIA University of Virginia Charlottesville Virginia 22903						
to complete a project on epididymal-specific transcription factors and secreted proteins as targets for the development of a male contraceptive	0 00	142,570 00	0 00	0 00	0 00	142,570 00

THE ROCKEFELLER FOUNDATION
Identification Number 13-1659629
GRANTS AND EXPENDITURES REPORT

Attachment #2 A
Page 259 of 327

PROGRAM COUNTRY US STATE Grantee Name(s) - Person(s) or Institution(s) Purpose	UNEXPENDED BALANCE AS OF 01-Jan-2000	APPROVED IN 2000	NET EXPENDITURES AS OF Dec-2000	LAPSES (incl canc & recens) IN 2000	REVERSIONS (incl canc & recens) IN 2000	UNEXPENDED BALANCE AS OF Dec-2000
POPULATION SCIENCES						
UNITED STATES						
WASHINGTON DC						
International Center for Research on Women 1717 Massachusetts Avenue N W Suite 302 Washington, Washington DC 20036						
to enable a staff member and Indian colleagues to participate in working groups on sexuality and sexual behavior research in India	11,680 00	0 00	0 00	0 00	0 00	11,680 00
GENERAL - FOUNDATION ADMINISTERED PROJECTS						
for a Foundation workshop in East Africa for grantees and technical support partners conducting reproductive health intervention planning and research in Africa	824 00	0 00	0 00	0 00	0 00	824 00
for a meeting at Bellagio on private and public-sector collaboration in contraceptive development	27,011 83	0 00	24,365 30	0 00	2,646 53	0 00
for a meeting at Bellagio on the application of molecular pharmacology to the study of post-testicular sperm activity	31,738 74	0 00	0 00	0 00	31,738 74	0 00
for a special Foundation report concerning the impact of population factors on the economy and the environment, the effects that international population assistance have had on demographic indicators, and how family planning programs have affected the lives of women, children, and families	3,579 42	0 00	0 00	0 00	0 00	3,579 42
for administrative expenses associated with the population policy dialogue and research program	78,707 26	0 00	14,770 00	0 00	0 00	63,937 26
for administrative expenses associated with the population policy dialogue and research program	70,612 54	0 00	14,808 87	0 00	0 00	55,803 67
for administrative expenses in connection with an exploration by the Health and Population Sciences divisions concerning the key demographic trends involved with rapid population aging in developing countries, and their implications for health	21,401 04	0 00	0 00	0 00	0 00	21,401 04
for consultancies and meetings associated with implementing the reproductive health services research program	0 00	65,000 00	0 00	0 00	0 00	65,000 00
for consultants and other administrative expenses in connection with the program for launching a second contraceptive revolution	34,060 22	0 00	7,665 50	0 00	26,394 72	0 00

THE ROCKEFELLER FOUNDATION
Identification Number 13-1659629
GRANTS AND EXPENDITURES REPORT

Attachment #2 A
Page 260 of 327

PROGRAM COUNTRY US STATE Grantee Name(s) - Person(s) or Institution(s) Purpose	UNEXPENDED BALANCE AS OF 01-Jan-2000	APPROVED IN 2000	NET EXPENDITURES AS OF Dec-2000	LAPSES (incl cancels & recs) IN 2000	REVERSIONS (incl cancels & recs) IN 2000	UNEXPENDED BALANCE AS OF Dec-2000
POPULATION SCIENCES						
GENERAL - FOUNDATION ADMINISTERED PROJECTS						
for Foundation costs associated with the Partners in Population and Development Initiative	45,726 84	0 00	0 00	0 00	45,726 84	0 00
for policy dialogue communications activities and projects in support of South-South cooperation	584,058 68	0 00	172,965 02	0 00	0 00	411,093 66
for policy dialogue communications activities and projects in support of South-South cooperation	40 28	0 00	0 00	0 00	0 00	40 28
for policy dialogue communications activities and projects related to South-South cooperation	5,134 34	0 00	0 00	0 00	5,134 34	0 00
for population policy research advisory group meetings	6,294 47	0 00	0 00	0 00	6,294 47	0 00
to commission the Futures Group to develop an instrument by which to measure how commitment to, and the range of resources available for, family planning and reproductive health programs have changed in response to the Cairo Programme of Action	67,300 00	0 00	43,440 00	0 00	0 00	23,860 00
to commission the Futures Group to document the history of the elimination of family planning targets in India	27,732 00	0 00	0 00	0 00	0 00	27,732 00
to cover administrative costs associated with a Foundation effort to foster collaboration between pharmaceutical firms and public-sector contraceptive research and development programs	8,640 00	0 00	0 00	0 00	8,640 00	0 00
to cover administrative costs associated with Foundation efforts to foster collaboration between pharmaceutical firms and public-sector contraceptive research and development programs	4,769 23	0 00	0 00	0 00	4,769 23	0 00
to cover Foundation-administered expenses associated with engaging consultants to assist with evaluation and other activities related to HIV/AIDS projects	87,280 00	0 00	20,286 25	0 00	66,993 75	0 00
to cover program operations costs in connection with the program in support of action research to improve reproductive health service delivery	7,248 02	0 00	0 00	0 00	0 00	7,248 02
to support further development of the International AIDS Vaccine Initiative	47,131 54	0 00	0 00	0 00	47,131 54	0 00

THE ROCKEFELLER FOUNDATION
Identification Number 13-1659629
GRANTS AND EXPENDITURES REPORT

Attachment #2 A
Page 261 of 327

PROGRAM COUNTRY US STATE Grantee Name(s) - Person(s) or Institution(s) Purpose	UNEXPENDED BALANCE AS OF 01-Jan-2000	APPROVED IN 2000	NET EXPENDITURES AS OF Dec-2000	LAPSES (incl canc & recens) IN 2000	REVERSIONS (incl canc & recens) IN 2000	UNEXPENDED BALANCE AS OF Dec-2000
POPULATION SCIENCES						
GENERAL - FOUNDATION ADMINISTERED PROJECTS						
toward the cost of a joint evaluation of the informational/educational activities of grantees in Australia, Canada, Germany, France, the Netherlands, New Zealand, and the United Kingdom, being commissioned by the Hewlett, Packard and Rockefeller foundations, and the United Nations Population Fund	11,256 75	0 00	0 00	0 00	0 00	11,256 75
toward the cost of a symposium at the Foundation's Bellagio Center on population and economic development that will provide technical information for subsequent UNFPA meetings on this subject and implementation of the Cairo Programme of Action	17,897 30	0 00	4,397 30	0 00	0 00	13,500 00
TOTAL 108 - POPULATION SCIENCES	2,846,663 96	10,332,220 00	7,791,385 94	71,500 00	470,641 66	4,845,358 36

THE ROCKEFELLER FOUNDATION
Identification Number 13-1659629
GRANTS AND EXPENDITURES REPORT

Attachment #2 A
Page 262 of 327

PROGRAM COUNTRY US STATE Grantee Name(s) - Person(s) or Institution(s) Purpose	UNEXPENDED BALANCE AS OF 01-Jan-2000	APPROVED IN 2000	NET EXPENDITURES AS OF Dec-2000	LAPSES (incl cancels & recs) IN 2000	REVERSIONS (incl cancels & recs) IN 2000	UNEXPENDED BALANCE AS OF Dec-2000
REGIONAL ACTIVITIES						
BANGLADESH						
Bangladesh Rural Advancement Committee BRAC Centre 75 Mohakhali Dhaka, 1212 Bangladesh						
for general support	0 00	250,000 00	0 00	0 00	0 00	250,000 00
ECUADOR						
Fundacion Esquel Avenida Colon 1346 Mezzanine Of 12 Quito, Ecuador						
for general support	0 00	400,000 00	200,000 00	0 00	0 00	200,000 00
ENGLAND						
Fiona Godlee BMA House Tavistock Square London WC1M9J England						
toward the cost of travel support for participants from developing countries and Eastern and Central Europe to attend the conference, "Strategy Meeting of the World Association of Medical Editors," held at the Bellagio Study and Conference Center from January 22 to 26, 2001	0 00	7,500 00	0 00	0 00	0 00	7,500 00
ETHIOPIA						
Organization for Social Science Research in Eastern and Southern Africa P O Box 31971 Addis Ababa Ethiopia						
toward the costs of an international conference, "African Conflicts Management, Resolution, and Post-Conflict Reconstruction," organized jointly with the Development Policy Management Forum, to be held in Addis Ababa, Ethiopia, in December 2000	0 00	20,000 00	0 00	0 00	0 00	20,000 00
FRANCE						
United Nations Educational Scientific and Cultural Organization UNESCO 7 Place de Fontenoy Paris, 75007 France						
for use by its International Institute for Educational Planning for the Association for the Development of Education in Africa's Working Group on Higher Education to conduct a study of higher education innovations in African universities	0 00	56,000 00	56,000 00	0 00	0 00	0 00

THE ROCKEFELLER FOUNDATION
Identification Number 13-1659629
GRANTS AND EXPENDITURES REPORT

Attachment #2 A
Page 263 of 327

PROGRAM COUNTRY US STATE Grantee Name(s) - Person(s) or Institution(s) Purpose	UNEXPENDED BALANCE AS OF 01-Jan-2000	APPROVED IN 2000	NET EXPENDITURES AS OF Dec-2000	LAPSES (incl cancels & recs) IN 2000	REVERSIONS (incl cancels & recs) IN 2000	UNEXPENDED BALANCE AS OF Dec-2000
REGIONAL ACTIVITIES						
GHANA						
Association of African Universities African Universities House Aviation Road Extension, Airport Residential Area P O Box 5744 Accra-North Ghana						
toward the cost of conducting a mapping of current variants in the provisions of university education in Africa	0 00	25,570 00	25,570 00	0 00	0 00	0 00
toward the costs of a project to develop a database of African theses and dissertations	0 00	217,677 00	0 00	0 00	0 00	217,677 00
JAPAN						
Japan Center for International Exchange 4-9-17, Minami Azabu Minato-ku Tokyo, 106-0047 Japan						
toward the costs of launching a global commission on human security	0 00	300,000 00	0 00	0 00	0 00	300,000 00
KENYA						
c/o Dean of Students University of Nairobi P O Box 30197 Nairobi, Kenya						
toward the costs of its external forum on empowering youth through the African renaissance, a component of its East and Southern Africa Leadership Development Seminar, Nairobi, April 2000	0 00	10,000 00	10,000 00	0 00	0 00	0 00
African Economic Research Consortium Inc 8th Floor, International House P O Box 62882 Nairobi Kenya						
to support the development of an Africa-based collaborative Ph D program in order to further strengthen teaching and research capacity on the continent	0 00	166,543 00	0 00	0 00	0 00	166,543 00
Association for Better Land Husbandry P O Box 39042 Nairobi Kenya						
to support a project-based poverty assessment study linked to national poverty surveys	0 00	15,000 00	15,000 00	0 00	0 00	0 00

THE ROCKEFELLER FOUNDATION
Identification Number 13-1659629
GRANTS AND EXPENDITURES REPORT

Attachment #2 A
Page 264 of 327

PROGRAM COUNTRY US STATE Grantee Name(s) - Person(s) or Institution(s) Purpose	UNEXPENDED BALANCE AS OF 01-Jan-2000	APPROVED IN 2000	NET EXPENDITURES AS OF Dec-2000	LAPSES (Incl canc & recens) IN 2000	REVERSIONS (Incl canc & recens) IN 2000	UNEXPENDED BALANCE AS OF Dec-2000
REGIONAL ACTIVITIES						
KENYA						
International Livestock Research Institute P O Box 30709 Nairobi Kenya to support the development, in collaboration with the African Economic Research Consortium, of a spatial database on poverty for east Africa	0 00	160,000 00	160,000 00	0 00	0 00	0 00
The Legal Education Foundation Limited P O Box 18379 Nairobi Kenya for research on traditional mechanisms of conflict prevention, management, and resolution in Africa	0 00	23,440 00	23,440 00	0 00	0 00	0 00
United Nations Centre for Human Settlements P O Box 30030 Nairobi Kenya toward the costs of implementing a global campaign on good urban governance	0 00	75,000 00	75,000 00	0 00	0 00	0 00
University of Nairobi P O Box 30197 Nairobi Kenya for the planning phase of a project to enhance eastern and southern Africa's capacity in biometry	0 00	117,760 00	0 00	0 00	0 00	117,760 00
UGANDA						
International Council on Social Welfare P O Box 28957 Kampala Uganda for five participants from East Africa to participate in the International Conference on Social Welfare held in Cape Town, South Africa, in October 2000	0 00	10,000 00	10,000 00	0 00	0 00	0 00
Makerere University P O Box 7062 Kampala Uganda to enable its Committees of Seven and Fourteen to continue planning activities involving new work on capacity building for decentralization in Uganda	0 00	38,720 00	38,720 00	0 00	0 00	0 00
to support its revitalization as an institution that can nourish Uganda's social, political and economic transformation in the 21st century, and address the human capacity and research needs of decentralization	0 00	2,000,000 00	0 00	0 00	0 00	2,000,000 00

THE ROCKEFELLER FOUNDATION
Identification Number 13-1659629
GRANTS AND EXPENDITURES REPORT

Attachment #2 A
Page 265 of 327

PROGRAM COUNTRY US STATE Grantee Name(s) - Person(s) or Institution(s) Purpose	UNEXPENDED BALANCE AS OF 01-Jan-2000	APPROVED IN 2000	NET EXPENDITURES AS OF Dec-2000	LAPSES (incl cancels & recens) IN 2000	REVERSIONS (incl cancels & recens) IN 2000	UNEXPENDED BALANCE AS OF Dec-2000
REGIONAL ACTIVITIES						
UGANDA						
Makerere University toward the costs of its project on capacity building to meet the demand for human resources at the district level as a result of decentralization in Uganda	0 00	198,620 00	198,620 00	0 00	0 00	0 00
toward the costs of its strategic planning exercise to meet the demand for human resources at the district level as a result of decentralization in Uganda	0 00	22,000 00	22,000 00	0 00	0 00	0 00
UNITED KINGDOM						
The Africa Centre Limited 38 King Street Covent Garden London WC2E 8JT United Kingdom to develop a comprehensive digital database of information on Africa and to strengthen its radio program on African affairs that promotes scholarly debates on the developmental challenges facing the African continent	0 00	177,472 00	0 00	0 00	0 00	177,472 00
University of Westminster Headquarters Building 309 Regent Street London, W1R 8AL United Kingdom toward the costs of activities to enhance a conference, "Democratization and the Mass Media," to be held at the Bellagio Study and Conference Center from April 9 to 14, 2001	0 00	5,000 00	5,000 00	0 00	0 00	0 00
ZIMBABWE						
Africa University P O Box 1320 Mutare, Zimbabwe toward the initial planning phase of its Institute of Peace, Leadership and Governance in Africa	0 00	291,000 00	291,000 00	0 00	0 00	0 00
Development Innovations and Networks P O Box CY3 Causeway Harare Zimbabwe toward the costs of a summit meeting on microcredit to benefit the poor in Africa	0 00	70,000 00	70,000 00	0 00	0 00	0 00

THE ROCKEFELLER FOUNDATION
Identification Number 13-1659629
GRANTS AND EXPENDITURES REPORT

Attachment #2 A
Page 266 of 327

PROGRAM COUNTRY US STATE Grantee Name(s) - Person(s) or Institution(s) Purpose	UNEXPENDED BALANCE AS OF 01-Jan-2000	APPROVED IN 2000	NET EXPENDITURES AS OF Dec-2000	LAPSES (incl canc & recs) IN 2000	REVERSIONS (incl canc & recs) IN 2000	UNEXPENDED BALANCE AS OF Dec-2000
REGIONAL ACTIVITIES						
UNITED STATES						
CONNECTICUT						
Yale University Woodbridge Hall 105 Wall Street New Haven, Connecticut 06510						
for a planning meeting to convene Yale faculty and outside advisors from academia, organizations, and foundations to establish an agenda for an upcoming international higher education symposium	0 00	18,294 00	18,294 00	0 00	0 00	0 00
LOUISIANA						
Louisiana State University Baton Rouge, Louisiana 70803						
toward the costs of activities to enhance a team residency, "Health Maps: A Global Network for Control of Small-Borne Disease Using Satellite Surveillance and Geographic Information Systems," held at the Bellagio Study and Conference Center from April 4 to 14, 2000	0 00	23,118 00	23,118 00	0 00	0 00	0 00
MASSACHUSETTS						
Boston College 140 Commonwealth Avenue Chestnut Hill, Massachusetts 02167						
for use by its Center for International Higher Education to support a study on the academic profession and the changing conditions in global higher education systems	0 00	20,000 00	20,000 00	0 00	0 00	0 00
Harvard University Cambridge, Massachusetts 02138						
toward the cost of travel for participants from African countries to attend the conference, "Priorities for Health Investments in the Context of Alternative Strategies for Poverty Reduction," to be held at the Bellagio Study and Conference Center from February 12 to 16, 2001	0 00	21,165 00	0 00	0 00	0 00	21,165 00
NEW YORK						
Social Science Research Council 810 Seventh Avenue New York, New York 10019						
to strengthen research by African scholars and others on higher education institutions and systems in Africa	0 00	99,872 00	99,872 00	0 00	0 00	0 00
VERMONT						
Salzburg Seminar in American Studies The Marble Works P O Box 886 Middlebury, Vermont 05753						
to support a workshop to explore global trends affecting the future of higher education in emerging economies	0 00	50,000 00	50,000 00	0 00	0 00	0 00

THE ROCKEFELLER FOUNDATION
Identification Number 13-1659629
GRANTS AND EXPENDITURES REPORT

Attachment #2 A
Page 267 of 327

PROGRAM COUNTRY US STATE Grantee Name(s) - Person(s) or Institution(s) Purpose	UNEXPENDED BALANCE AS OF 01-Jan-2000	APPROVED IN 2000	NET EXPENDITURES AS OF Dec-2000	LAPSES (incl cancels & recs) IN 2000	REVERSIONS (incl cancels & recs) IN 2000	UNEXPENDED BALANCE AS OF Dec-2000
REGIONAL ACTIVITIES						
UNITED STATES						
VIRGINIA						
BOOST Fellowship Foundation c/o AES Corporation 1001 North 19th Street Arlington, Virginia 22209						
for a pilot program in Zimbabwe to develop and nurture student entrepreneurship and commitment to community poverty alleviation through partnerships among universities, the private/corporate sector, and communities in southern Africa	0 00	198,544 00	0 00	0 00	0 00	198,544 00
Glenn E. Schweitzer 1028 South 20th Street Arlington, Virginia 22202						
toward the costs of activities following from a collaborative residency and a subsequent team residency on socio-economic and security issues in Russian atomic cities, held at the Bellagio Study and Conference Center in 1996 and 1998, respectively	0 00	6,600 00	6,600 00	0 00	0 00	0 00
WASHINGTON DC						
International Food Policy Research Institute 2033 K Street N.W. Suite 400 Washington, Washington DC 20006-1002						
to support a study on poverty mapping in Malawi and Mozambique	0 00	179,124 00	179,124 00	0 00	0 00	0 00
Women's Law and Public Policy Fellowship Program 600 New Jersey Avenue N.W. Suite 334 Washington, Washington DC 20001						
toward the cost of a Leadership and Advocacy for Women in Africa Higher Education Fellowship to recruit and train a female lawyer from Tanzania who will focus on improving equal access to higher education	0 00	25,000 00	25,000 00	0 00	0 00	0 00
GENERAL - FOUNDATION ADMINISTERED PROJECTS						
toward the costs of a series of meetings to assist in the development of strategy papers for the different components of the Africa program	0 00	100,000 00	47,192 48	0 00	0 00	52,807 52
toward the costs of a series of workshops to promote a dialogue between Makerere University and the government of Uganda to identify ways to increase the outreach of the University in response to governmental decentralization in Uganda	0 00	100,000 00	90,211 53	0 00	0 00	9,788 47

THE ROCKEFELLER FOUNDATION
Identification Number 13-1659629
GRANTS AND EXPENDITURES REPORT

Attachment #2 A
Page 268 of 327

PROGRAM COUNTRY US STATE Grantee Name(s) - Person(s) or Institution(s) Purpose	UNEXPENDED BALANCE AS OF 01-Jan-2000	APPROVED IN 2000	NET EXPENDITURES AS OF Dec-2000	LAPSES (incl cancels & recs) IN 2000	REVERSIONS (incl cancels & recs) IN 2000	UNEXPENDED BALANCE AS OF Dec-2000
REGIONAL ACTIVITIES						
GENERAL - FOUNDATION ADMINISTERED PROJECTS						
toward the costs of a series of workshops, seminars, analytical case studies, and consultancies to help strengthen selected African universities as institutions and to build their capacity to contribute more effectively to national development	0 00	450,000 00	85,169 84	0 00	0 00	364,830 16
toward the costs of facilitating a dialogue between Makerere University and the Government of Uganda to identify ways of their working together to meet the training needs related to the decentralization of the university system in Uganda	0 00	297,500 00	14,690 00	0 00	0 00	282,810 00
toward the costs of meetings to develop a framework for a multi-donor Partnership for African Renewal	0 00	100,000 00	74,445 86	0 00	0 00	25,554 14
TOTAL 39 - REGIONAL ACTIVITIES	0 00	6,346,519 00	1,934,067 71	0 00	0 00	4,412,451 29

THE ROCKEFELLER FOUNDATION
 Identification Number 13-1659629
 GRANTS AND EXPENDITURES REPORT

Attachment #2 A
 Page 269 of 327

PROGRAM COUNTRY US STATE Grantee Name(s) - Person(s) or Institution(s) Purpose	UNEXPENDED BALANCE AS OF 01-Jan-2000	APPROVED IN 2000	NET EXPENDITURES AS OF Dec-2000	LAPSES (incl cancels & recs) IN 2000	REVERSIONS (incl cancels & recs) IN 2000	UNEXPENDED BALANCE AS OF Dec-2000
SCHOOL REFORM						
UNITED STATES						
CONNECTICUT						
New Haven Public Schools						
54 Meadow Street						
Gateway Administration Offices						
New Haven Connecticut 06519						
to support Implementation of the Comer School Development Program	1,075 37	0 00	0 00	0 00	0 00	1,075 37
GENERAL - FOUNDATION ADMINISTERED PROJECTS						
toward administrative costs associated with the Building Infrastructures for Professional Development Initiative	24,925 66	0 00	0 00	0 00	0 00	24,925 66
TOTAL 2 - SCHOOL REFORM	26,001 03	0 00	0 00	0 00	0 00	26,001 03

THE ROCKEFELLER FOUNDATION
Identification Number 13-1659629
GRANTS AND EXPENDITURES REPORT

Attachment #2 A
Page 270 of 327

PROGRAM COUNTRY US STATE Grantee Name(s) - Person(s) or Institution(s) Purpose	UNEXPENDED BALANCE AS OF 01-Jan-2000	APPROVED IN 2000	NET EXPENDITURES AS OF Dec-2000	LAPSES (incl canc & recens) IN 2000	REVERSIONS (incl canc & recens) IN 2000	UNEXPENDED BALANCE AS OF Dec-2000
SPECIAL INTERESTS						
COLOMBIA						
Imaginario Comunicacion para la Paz y el Cambio Social Calle 25 C No 3-92 Of 201 Bogota, Colombia						
toward production of a documentary on the peace initiative, Comunidades de Paz	50,000 00	0 00	50,000 00	0 00	0 00	0 00
ENGLAND						
Panos Institute 9 White Lion Street London N1 9PD England						
In support of the Communications & Social Change project	120,191 00	0 00	0 00	0 00	0 00	120,191 00
INDIA						
Krishnamurti Foundation India 64/65 Greenways Road Chennai 600 028 India						
for use by its Rishi Valley Education Centre for its education kit project	30,760 00	0 00	30,760 00	0 00	0 00	0 00
ITALY						
Adriano Olivetti Foundation Via Zanardelli 34 Rome, 00186 Italy						
toward the costs of its project to analyze the historical linkage of American foundations in Europe and the development of European foundations	16,000 00	0 00	16,000 00	0 00	0 00	0 00
KENYA						
EcoNews Africa Mbaruk Road Off Mucal Drive & Ngong Road Golf Course Nairobi Kenya						
toward the community media program	75,000 00	0 00	75,000 00	0 00	0 00	0 00

THE ROCKEFELLER FOUNDATION
Identification Number 13-1659629
GRANTS AND EXPENDITURES REPORT

Attachment #2 A
Page 271 of 327

PROGRAM COUNTRY US STATE Grantee Name(s) - Person(s) or Institution(s) Purpose	UNEXPENDED BALANCE AS OF 01-Jan-2000	APPROVED IN 2000	NET EXPENDITURES AS OF Dec-2000	LAPSES (Incl cancels & recs) IN 2000	REVERSIONS (Incl cancels & recs) IN 2000	UNEXPENDED BALANCE AS OF Dec-2000
SPECIAL INTERESTS						
UNITED STATES						
ARIZONA						
Arizona State University Box 872803 Tempe Arizona 85287						
for "1848/1898@1998 Transhistoric Thresholds," a research and education project commemorating the 1848 Treaty of Guadalupe Hidalgo and the end of the Spanish American War in 1898	74,644 37	0 00	74,644 37	0 00	0 00	0 00
CALIFORNIA						
Asian Americans/Pacific Islanders in Philanthropy 225 Bush Street Suite 580 San Francisco, California 94104-4224						
toward the cost of its general operating expenses	25,000 00	0 00	25,000 00	0 00	0 00	0 00
Environment Now 450 Newport Center Drive (Suite 450) Newport Beach, California 92660						
for its work in environmental restoration and protection	10,000 00	0 00	10,000 00	0 00	0 00	0 00
The National Network of Grantmakers 1717 Kettner Boulevard Suite 110 San Diego California 92101						
toward the study on "The Meaning and Impact of Board and Staff Diversity in the Philanthropic Field "	75,000 00	0 00	75,000 00	0 00	0 00	0 00
LOUISIANA						
Tulane University 6823 St Charles Avenue New Orleans, Louisiana 70118						
to support a national conference to consider how the General Social Survey (GSS) can better address emerging issues of multi-culturalism	0 32	0 00	0 00	0 32	0 00	0 00
NEW YORK						
Citizens Committee for New York City Inc 305 Seventh Avenue, 15th Floor New York New York 10001						
for a competitive awards program for New York community groups concerned with enhancing Intergroup relations	861,819 00	0 00	430,910 00	0 00	0 00	430,909 00

THE ROCKEFELLER FOUNDATION
Identification Number 13-1659629
GRANTS AND EXPENDITURES REPORT

Attachment #2 A
Page 272 of 327

PROGRAM COUNTRY US STATE Grantee Name(s) - Person(s) or Institution(s) Purpose	UNEXPENDED BALANCE AS OF 01-Jan-2000	APPROVED IN 2000	NET EXPENDITURES AS OF Dec-2000	LAPSES (incl cancels & recs) IN 2000	REVERSIONS (incl cancels & recs) IN 2000	UNEXPENDED BALANCE AS OF Dec-2000
SPECIAL INTERESTS						
UNITED STATES						
NEW YORK						
New York Foundation for the Arts Inc 155 Avenue of the Americas New York, New York 10013-1507						
for the costs of the second round of a competitive awards program for arts organizations in New York City	764,000 00	0 00	0 00	0 00	0 00	764,000 00
 The Foundation Center 79 5th Avenue New York, New York 10003						
to support the expansion and renovation of its headquarters library and administrative offices	166,666 67	0 00	166,666 67	0 00	0 00	0 00
toward its general operating expenses	100,000 00	0 00	100,000 00	0 00	0 00	0 00
 VIRGINIA						
MacNeil/Lehrer Productions Arlington Virginia						
toward the use of the Fishkin deliberative polling mechanism in its Public Issues Forum programming	125,000 00	0 00	-125,000 00	250,000 00	0 00	0 00
 WASHINGTON DC						
Council on Foundations 1828 L Street NW Washington, Washington DC 20036-5168						
toward support for a public education campaign on the essential role foundations play in a democratic society	83,333 34	0 00	78,759 15	0 00	0 00	4,574 19
 Independent Sector 1200 Eighteenth Street NW, Suite 200 Washington Washington DC 20036						
toward the Building Capacity portion of its Public Policy Initiative project	250,000 00	0 00	250,000 00	0 00	0 00	0 00
 GENERAL - FOUNDATION ADMINISTERED PROJECTS						
to cover the work of the Communications and Social Change project	15,421 61	0 00	14,556 63	0 00	0 00	864 98

THE ROCKEFELLER FOUNDATION
Identification Number 13-1659629
GRANTS AND EXPENDITURES REPORT

Attachment #2 A
Page 273 of 327

PROGRAM COUNTRY US STATE Grantee Name(s) - Person(s) or Institution(s) Purpose	UNEXPENDED BALANCE AS OF 01 Jan-2000	APPROVED IN 2000	NET EXPENDITURES AS OF Dec-2000	LAPSES (Incl canc & recens) IN 2000	REVERSIONS (Incl canc & recens) IN 2000	UNEXPENDED BALANCE AS OF Dec-2000
SPECIAL INTERESTS						
GENERAL - FOUNDATION ADMINISTERED PROJECTS						
Rockefeller Foundation Matching Gift Program	183,392 36	0 00	183,392 36	0 00	0 00	0 00
ALOHA FOUNDATION			750 00			
AMERICAN CANCER SOCIETY			1 665 00			
AMERICAN FRIENDS OF UNIVERSITYCOLLEGE OXFORD, INC			30,000 00			
AMERICAN HIMALAYAN FOUNDATION			203 36			
AMERICAN INSTITUTE FOR CANCERRESEARCH			105 00			
AMERICAN MUSEUM OF NATURALHISTORY			15 000 00			
AMERICAN NATIONAL RED CROSS			150 00			
ASIAN AMERICAN COALITION FORCHILDREN & FAMILIES INC			1 950 00			
BECK MEMORIAL PRESBYTERIANCHURCH			15 300 00			
BELLE ISLE BOTANICAL SOCIETY			420 00			
BRAVO VOLUNTEER AMBULANCESERVICE			600 00			
BROOKLYN HEIGHTS SYNAGOGUE			3 000 00			
CANAVAN FOUNDATION INC			1 500 00			
CHAMBER MUSIC SOCIETY OFLINCOLN CENTER			1 500 00			
CHILDREN INTERNATIONAL			678 00			
CHILDREN S HOPE FOUNDATION			150 00			
CHILDREN'S MUSEUM OF THE EASTEND			52 500 00			
CHILDREN'S ORCHESTRA SOCIETY INC			1 500 00			
CHRISTIAN HERALD ASSOCIATION			150 00			
CITY HARVEST, INC			525 00			
CITY UNIVERSITY OF NEW YORKMEDICAL SCHOOL			1,500 00			
CITYMEALS ON WHEELS			150 00			
COMMUNITY FOOD BANK OF NEWJERSEY			105 00			
COMMUNITY HEALTH PROJECT, INC			60 00			
CONSERVATION INTERNATIONALFOUNDATION			1 500 00			
COOPERATIVE FOR ASSIST &RELIEF EVERYWHERE INC (CARE)			3 000 00			
COUNCIL ON FOREIGN RELATIONS			150 00			
COVENANT HOUSE			450 00			
DISABLED AMERICAN VETERANSCHARITABLE SERVICE TRUST			60 00			
DOROT, INC			216 00			
EARTH SHARE			141 00			
EAST HARLEM TUTORIAL PROGRAM			300 00			
ECUMENICAL HUNGER PROGRAM			4,500 00			
EDUCATION BROADCASTING CORP			375 00			
EVERGREEN CHORALE, INC			300 00			
FAMILY ICE			3,000 00			

THE ROCKEFELLER FOUNDATION
Identification Number 13-1659629
GRANTS AND EXPENDITURES REPORT

Attachment #2 A
Page 274 of 327

PROGRAM COUNTRY US STATE Grantee Name(s) - Person(s) or Institution(s) Purpose	UNEXPENDED BALANCE AS OF 01-Jan-2000	APPROVED IN 2000	NET EXPENDITURES AS OF Dec-2000	LAPSES (incl canc & recens) IN 2000	REVERSIONS (incl canc & recens) IN 2000	UNEXPENDED BALANCE AS OF Dec-2000
FLORENCE IMMIGRANT & REFUGEE RIGHTS PROJECT INC			120 00			
GIRLS INC			750 00			
GOD S LOVE WE DELIVER INC			150 00			
GRASSROOTS INTERNATIONAL INC			3 000 00			
GREATER YELLOWSTONE COALITION			1 500 00			
HABITAT FOR HUMANITY INTERNATIONAL, INC			795 00			
HARVARD UNIVERSITY			150 00			
HETRICK MARTIN INSTITUTE			255 00			
INSTITUTE FOR DEVELOPMENT RESEARCH			1 500 00			
JERUSALEM HOUSE, INC			1 050 00			
KENT PLACE SCHOOL			450 00			
LAKE REGION CONSERVATION TRUST			75 00			
LAMBDA LEGAL DEFENSE AND EDUCATION FUND, INC			105 00			
LAWYERS FOR CHILDREN INC			300 00			
LOYOLA HIGH SCHOOL OF LOS ANGELES			750 00			
MARCH OF DIMES BIRTH DEFECT FOUNDATION			135 00			
MEMORIAL SLOAN-KETTERING CANCER CENTER			120 00			
MEMORIAL UNITED METHODIST CHURCH			1 500 00			
METROPOLITAN MUSEUM OF ART			480 00			
METROPOLITAN OPERA GUILD			120 00			
MONROE BOARD OF EDUCATION			300 00			
MOUNT HOLYOKE COLLEGE			750 00			
NATIONAL TRUST FOR HISTORIC PRESERVATION			375 00			
NATIONAL TUBEROUS SCLEROSIS SOCIETY ASSOCIATION			150 00			
NATIONAL WILDLIFE FEDERATION			105 00			
NEW YORK BOTANICAL GARDEN			600 00			
NEW YORK CHILDREN'S CHORUS			105 00			
NEW YORK CITY GAY & LESBIAN ANTI-VIOLENCE PROJECT INC			105 00			
OAKLAND KAISER PERMANENT HOSPICE			750 00			
PARTNERS IN SCHOOL INNOVATION			7 500 00			
PENN CENTER INC			300 00			
PLANNED PARENTHOOD FEDERATION OF AMERICA INC			600 00			
POLICE ATHLETIC LEAGUE OF YONKERS			75 00			
PORTOLA VALLEY PRESBYTERIAN CHURCH			3 750 00			
PRINCETON UNIVERSITY			1 500 00			
PUBLIC CONVERSATION PROJECT INC			3 000 00			
REGIS UNIVERSITY			75 00			
SAINT MICHAEL'S ACADEMY			150 00			
SAINTS PETER AND PAUL CHURCH			465 00			
SALVATION ARMY			180 00			
SAN DOMENICO SCHOOL			1 500 00			

THE ROCKEFELLER FOUNDATION
Identification Number 13-1659629
GRANTS AND EXPENDITURES REPORT

Attachment #2 A
Page 275 of 327

PROGRAM COUNTRY US STATE Grantee Name(s) - Person(s) or Institution(s) Purpose	UNEXPENDED BALANCE AS OF 01-Jan-2000	APPROVED IN 2000	NET EXPENDITURES AS OF Dec-2000	LAPSES (incl canc & recens) IN 2000	REVERSIONS (incl canc & recens) IN 2000	UNEXPENDED BALANCE AS OF Dec-2000
SENIOR ACTION IN A GAYENVIRONMENT INC			120 00			
SHARE SELF-HELP FOR WOMEN W/BREAST OR OVARIAN CANCER INC			60 00			
ST DOMINIC HIGH SCHOOL			150 00			
ST JOSEPH'S SEMINARY			150 00			
STONY BROOK SCHOOL THE			750 00			
THE DOE FUND INC			150 00			
TREVOR DAY SCHOOL			300 00			
UNITED CHURCH OF GENOA			150 00			
UNITED STATES CATHOLICCONFERENCE			225 00			
UNITED WAY			414 00			
UNIVERSITY OF CALIFORNIA BERKELEY FOUNDATION			450 00			
UNIVERSITY OF NORTH CAROLINA AT CHAPEL HILL			375 00			
UNIVERSITY OF NORTH CAROLINAAT CHAPEL HILL			-375 00			
UNIVERSITY OF WASHINGTONFOUNDATION			300 00			
WARNER LIBRARY OF THETARRYTOWNS			225 00			
WNYC RADIO			855 00			
TOTAL 19 - SPECIAL INTERESTS	3,026,228 67	0 00	1,455,689 18	250,000 32	0 00	1,320,539 17

THE ROCKEFELLER FOUNDATION
Identification Number 13-1659629
GRANTS AND EXPENDITURES REPORT

Attachment #2 A
Page 276 of 327

PROGRAM COUNTRY US STATE Grantee Name(s) - Person(s) or Institution(s) Purpose	UNEXPENDED BALANCE AS OF 01-Jan-2000	APPROVED IN 2000	NET EXPENDITURES AS OF Dec-2000	LAPSES (incl cancels & recs) IN 2000	REVERSIONS (incl cancels & recs) IN 2000	UNEXPENDED BALANCE AS OF Dec-2000
SPECIAL INTERNATIONAL INITIATIVES						
INDIA						
National Foundation for India India Habitat Center P O Box 3133 Lodhi Road New Delhi, 110003 India						
for its endowment	125,000 00	0 00	125,000 00	0 00	0 00	0 00
UNITED STATES						
GEORGIA						
The Carter Center One Copenhill 453 Freedom Parkway Atlanta Georgia 30307						
In support of its Conflict Resolution Program's activities, particularly those involving nonproliferation and the abolition of weapons of mass destruction	0 00	0 00	-37,365 00	0 00	37,365 00	0 00
NEW YORK						
Graduate School and University Center, City University of New York 365 Fifth Avenue New York, New York 10016-4309						
toward the cost of its project to produce a future-oriented intellectual history of the United Nations in the world economy	150,000 00	0 00	0 00	0 00	0 00	150,000 00
WASHINGTON DC						
1211 Connecticut Avenue NW (Suite 510) Washington, Washington DC 20036						
for the development of philanthropy in Latin America and the Caribbean	48,049 92	0 00	24,024 96	0 00	0 00	24,024 96
GENERAL - FOUNDATION ADMINISTERED PROJECTS						
for additional support of Foundation-initiated activities surrounding the International Security program's work in security and nuclear non-proliferation in South Asia	700 00	0 00	0 00	0 00	0 00	700 00
for additional support of Foundation-initiated activities surrounding the International Security program's work in security and nuclear non-proliferation in South Asia	0 01	0 00	0 00	0 00	0 00	0 01
for additional support of Foundation-initiated activities surrounding the International Security program's work in security and nuclear non-proliferation in South Asia	3,033 10	0 00	0 00	0 00	0 00	3,033 10

THE ROCKEFELLER FOUNDATION
Identification Number 13-1659829
GRANTS AND EXPENDITURES REPORT

Attachment #2.A
Page 277 of 327

PROGRAM COUNTRY US STATE Grantee Name(s) - Person(s) or Institution(s) Purpose	UNEXPENDED BALANCE AS OF 01-Jan-2000	APPROVED IN 2000	NET EXPENDITURES AS OF Dec-2000	LAPSES (incl cancels & recs) IN 2000	REVERSIONS (incl cancels & recs) IN 2000	UNEXPENDED BALANCE AS OF Dec-2000
SPECIAL INTERNATIONAL INITIATIVES						
GENERAL - FOUNDATION ADMINISTERED PROJECTS						
for administrative costs of the Philanthropy Workshop	1,070 53	0 00	0 00	0 00	0 00	1,070 53
for support of Foundation-administered activities surrounding the International Security program's work in regional security and cooperation, and nuclear nonproliferation in the Asia-Pacific region	1,139 97	0 00	0 00	0 00	0 00	1,139 97
for support of Foundation-administered activities surrounding the International Security program's work in regional security and cooperation, and nuclear nonproliferation in the Asia-Pacific region	7,768 70	0 00	0 00	0 00	0 00	7,768 70
for support of Foundation-initiated activities surrounding the International Security program's work in security and nuclear nonproliferation in South Asia	159 00	0 00	0 00	0 00	0 00	159 00
for support of Foundation-initiated activities surrounding the International Security program's work in regional security and cooperation, and nuclear nonproliferation in the Asia-Pacific region	5,000 00	0 00	5,000 00	0 00	0 00	0 00
for support of Foundation-initiated activities surrounding the International Security program's work in security and nuclear nonproliferation in Northeast Asia	1 00	0 00	0 00	0 00	0 00	1 00
for support of Foundation-initiated activities surrounding the International Security program's work in security and nuclear nonproliferation in Northeast Asia	16 00	0 00	0 00	0 00	0 00	16 00
for support of Foundation-initiated activities promoting nuclear non-proliferation in the Democratic People's Republic of Korea	0 40	0 00	0 00	0 00	0 00	0 40
to provide for the costs of the meetings, consultancies and other administrative expenses concerned with possible Foundation initiative on the future of foreign assistance	56,284 18	0 00	0 00	0 00	0 00	56,284 18
to support the collection, indexing and initial analysis of materials for preparation of a case study on landmines	6,662 61	0 00	0 00	0 00	0 00	6,662 61
to support the collection, indexing and initial analysis of materials for preparation of a case study on landmines	850 00	0 00	35 19	0 00	0 00	814 81
toward administrative costs of the Philanthropy Workshop	51,558 26	0 00	51,558 26	0 00	0 00	0 00

THE ROCKEFELLER FOUNDATION
Identification Number 13-1659629
GRANTS AND EXPENDITURES REPORT

Attachment #2 A
Page 278 of 327

PROGRAM COUNTRY US STATE Grantee Name(s) - Person(s) or Institution(s) Purpose	UNEXPENDED BALANCE AS OF 01-Jan-2000	APPROVED IN 2000	NET EXPENDITURES AS OF Dec-2000	LAPSES (incl cancels & recs) IN 2000	REVERSIONS (incl cancels & recs) IN 2000	UNEXPENDED BALANCE AS OF Dec-2000
SPECIAL INTERNATIONAL INITIATIVES						
GENERAL - FOUNDATION ADMINISTERED PROJECTS						
toward the costs of several Foundation-initiated activities that will explore a new strategy for the abolition of weapons of mass destruction in the Indian subcontinent	712 50	0 00	0 00	0 00	0 00	712 50
TOTAL 20 - SPECIAL INTERNATIONAL INITIATIVES	458,006 18	0 00	168,253 41	0 00	37,365 00	252,387 77

THE ROCKEFELLER FOUNDATION
Identification Number 13-1659629
GRANTS AND EXPENDITURES REPORT

Attachment #2 A
Page 279 of 327

PROGRAM COUNTRY US STATE Grantee Name(s) - Person(s) or Institution(s) Purpose	UNEXPENDED BALANCE AS OF 01-Jan-2000	APPROVED IN 2000	NET EXPENDITURES AS OF Dec-2000	LAPSES (Incl cancels & recs) IN 2000	REVERSIONS (Incl cancels & recs) IN 2000	UNEXPENDED BALANCE AS OF Dec-2000
SPECIAL PROGRAMS						
BANGLADESH						
Partners in Population and Development GPO Box No 2925 IPH Building (2nd Floor) Mohakhall Dhaka 1212 Bangladesh						
for general support	0 00	217,930 00	217,930 00	0 00	0 00	0 00
CANADA						
International Council of AIDS Service Organizations 399 Church Street, 4th Fl Toronto, M5B 2J6 Canada						
to assist voices from developing countries to be heard in the AIDS debate internationally via world media	0 00	25,000 00	25,000 00	0 00	0 00	0 00
CHILE						
Nonprofit Enterprise and Self-sustainability Team Jose Arrieta 89 Providencia Santiago Chile						
toward the costs of its International Venture Philanthropy Forum, to explore new capital models for the nonprofit sector	0 00	25,000 00	25,000 00	0 00	0 00	0 00
COLOMBIA						
Centro Internacional de Agricultura Tropical Apartado Aéreo 6713 Recta Cali-Palmira Km 17 Cali, Colombia						
for its project to evaluate and enhance the impact of community telecenters in Colombia	0 00	93,500 00	93,500 00	0 00	0 00	0 00
Imaginario Comunicacion para la Paz y el Cambio Social Calle 25 C No 3-92 Of 201 Bogota Colombia						
toward the costs of developing the Communication Initiative Latin America, a network - including Web database, listservs and electronic magazines - on communication for sustainable development	0 00	50,000 00	0 00	0 00	0 00	50,000 00

THE ROCKEFELLER FOUNDATION
Identification Number 13-1659629
GRANTS AND EXPENDITURES REPORT

Attachment #2 A
Page 280 of 327

PROGRAM COUNTRY US STATE Grantee Name(s) - Person(s) or Institution(s) Purpose	UNEXPENDED BALANCE AS OF 01-Jan-2000	APPROVED IN 2000	NET EXPENDITURES AS OF Dec-2000	LAPSES (Incl cancels & recens) IN 2000	REVERSIONS (Incl cancels & recens) IN 2000	UNEXPENDED BALANCE AS OF Dec-2000
SPECIAL PROGRAMS						
DENMARK						
Danish Family Planning Association Skindergade 28 1 Copenhagen, DK-1159 Denmark						
to complete an educational initiative on international reproductive health and family planning issues	0 00	132,000 00	100,000 00	0 00	0 00	32,000 00
ENGLAND						
Panos Institute 9 White Lion Street London N1 9PD England						
toward the planning phase for developing regional Panos institutions in East Africa, southern Africa and South Asia	0 00	510,000 00	255,000 00	0 00	0 00	255,000 00
INDIA						
Banaras Hindu University Varanasi India						
for a study of the status of women and fertility in eastern Uttar Pradesh	0 00	1,448 00	1,448 00	0 00	0 00	0 00
Centre for Economic and Social Studies Nizamiah Observatory Campus Begumpet Hyderabad 500016 India						
to undertake studies on maternal mortality and morbidity in Andhra Pradesh following health sector reform	0 00	100,000 00	50,000 00	0 00	0 00	50,000 00
Singamma Sreenivasan Foundation "Tharanga" 10th Cross M A Sreenivasan Road Raj Mahal Vilas Extension Bangalore 560 080 India						
to improve its facilities as a conference center	0 00	50,000 00	50,000 00	0 00	0 00	0 00
KENYA						
Coalition on Violence Against Women - Kenya Ngong Road near Adams Arcade P O Box 7631 Nairobi Kenya						
to decrease the incidence of domestic violence in Kenya by educating the public about women's rights under the law	0 00	100,000 00	0 00	0 00	0 00	100,000 00

THE ROCKEFELLER FOUNDATION
Identification Number 13-1659629
GRANTS AND EXPENDITURES REPORT

Attachment #2 A
Page 281 of 327

PROGRAM COUNTRY US STATE Grantee Name(s) - Person(s) or Institution(s) Purpose	UNEXPENDED BALANCE AS OF 01-Jan-2000	APPROVED IN 2000	NET EXPENDITURES AS OF Dec-2000	LAPSES (incl canc & recens) IN 2000	REVERSIONS (incl canc & recens) IN 2000	UNEXPENDED BALANCE AS OF Dec-2000
SPECIAL PROGRAMS						
KENYA						
Lialson Centre for Medical Women In Africa P O Box 29782 Nairobi Kenya						
to investigate how gender bias affects the health of women in Kenya, and to begin the process of alleviating the problem	0 00	94,800 00	70,000 00	0 00	0 00	24,800 00
MEXICO						
Fundación Comunitaria Oaxaca Vicente Guerrero No 311 Col Centro Oaxaca 68000 Mexico						
for general support	0 00	100,000 00	100,000 00	0 00	0 00	0 00
PHILIPPINES						
Ateneo de Davao University 8000 Davao City Davao City, Philippines						
to complete a project at its Social Research Office, in collaboration with the Population Council, to measure how women's reproductive behavior is affected by improving public family planning and reproductive health services in the province of Davao del Norte	0 00	19,950 00	19,950 00	0 00	0 00	0 00
The Asia Rice Foundation 2090 Guinto cor Kayumanqui Street Collegeville Subdivision Tuntungin Los Banos 10330 Philippines						
in general support of its programs on rice that are essential for regional rice food security and the well being of Asian rice farmers	0 00	500,000 00	0 00	0 00	0 00	500,000 00
SOUTH AFRICA						
Soul City P O Box 1290 7 Seventh Avenue Lower Houghton, 2041 South Africa						
toward the cost of producing the radio series, Soul Buddyz 2, designed to raise the awareness of pre-adolescents to health and development issues	0 00	100,000 00	0 00	0 00	0 00	100,000 00

THE ROCKEFELLER FOUNDATION
Identification Number 13-1659629
GRANTS AND EXPENDITURES REPORT

Attachment #2 A
Page 282 of 327

PROGRAM COUNTRY US STATE Grantee Name(s) - Person(s) or Institution(s) Purpose	UNEXPENDED BALANCE AS OF 01-Jan-2000	APPROVED IN 2000	NET EXPENDITURES AS OF Dec-2000	LAPSES (incl cancels & recs) IN 2000	REVERSIONS (incl cancels & recs) IN 2000	UNEXPENDED BALANCE AS OF Dec-2000
SPECIAL PROGRAMS						
SWITZERLAND						
United Nations Research Institute for Social Development Palais des Nations CH-1211 Geneva 10 Switzerland						
for a meeting at the Bellagio Study and Conference Center for representatives from a range of United Nations development agencies to begin a process designed to ensure that the UN system will profit from research undertaken by multilateral institutions and the academic community	0 00	72,450 00	72,450 00	0 00	0 00	0 00
for a project to explore how social policy has responded to the increasing globalization of production and women's labor market participation	0 00	100,000 00	100,000 00	0 00	0 00	0 00
World Health Organization 20 Avenue Appia Geneva, CH-1211 Switzerland						
for research in Namibia and Tanzania as part of a multi-country research study on women's health and domestic violence	0 00	400,000 00	300,000 00	0 00	0 00	100,000 00
UNITED KINGDOM						
HelpAge International 67-74 Saffron Hill London, EC1N 80X United Kingdom						
for a project in collaboration with the Organization of African Unity to raise the profile of demographic aging issues in Africa and encourage the development of appropriate policies	0 00	100,000 00	0 00	0 00	0 00	100,000 00
New Renaissance Group 30 Windermere Avenue London NW6 6LN United Kingdom						
for a workshop based on Duncan Poore's book about environmental issues, "Where Next? Reflections on the Human Future"	0 00	50,000 00	0 00	0 00	0 00	50,000 00
St Catharine's College in the University of Oxford Oxford, OX1 3UJ United Kingdom						
for the first phase of a program of research and policy dissemination concerning the causes and consequences of global income inequality	0 00	252,000 00	252,000 00	0 00	0 00	0 00
University of Cambridge Cambridge CB2 1TS United Kingdom						
toward the cost of developing and extending its Library's rare books and manuscripts reading rooms, used by scholars from all over the world	0 00	75,000 00	75,000 00	0 00	0 00	0 00

THE ROCKEFELLER FOUNDATION
Identification Number 13-1659629
GRANTS AND EXPENDITURES REPORT

Attachment #2 A
Page 283 of 327

PROGRAM COUNTRY US STATE Grantee Name(s) - Person(s) or Institution(s) Purpose	UNEXPENDED BALANCE AS OF 01-Jan-2000	APPROVED IN 2000	NET EXPENDITURES AS OF Dec-2000	LAPSES (incl canc & recens) IN 2000	REVERSIONS (incl canc & recens) IN 2000	UNEXPENDED BALANCE AS OF Dec-2000
SPECIAL PROGRAMS						
ZIMBABWE						
Catholic Development Commission 14 Hofmeyer Street Masvingo Zimbabwe						
to test, in a field setting, communication processes aimed at building the capacity of and empowering rural Zimbabwean youth to advocate on their own behalf against risky behaviors which can lead to the transmission of HIV	0 00	67,150 00	44,770 00	0 00	0 00	22,380 00
Umzingwane AIDS Network 457 Habane Esigodini Zimbabwe						
to test, in a field setting, communication processes aimed at building the capacity of and empowering rural Zimbabwean youth to advocate on their own behalf against risky behaviors which can lead to the transmission of HIV	0 00	62,000 00	20,000 00	0 00	0 00	42,000 00
Zimbabwe AIDS Prevention and Support Organisation 114 Nelson Mandela Avenue/5th Street Savvas Flats, 1st Floor P O Box CY 1417 Causeway Harare Zimbabwe						
to test, in a field setting, communication processes aimed at building the capacity of and empowering rural Zimbabwean youth to advocate on their own behalf against risky behaviors which can lead to the transmission of HIV	0 00	63,141 00	31,570 50	0 00	0 00	31,570 50
UNITED STATES						
CALIFORNIA						
Asia Foundation 465 California Street San Francisco California 94104						
toward the costs of its Asia Pacific Philanthropy Consortium to build an experimental infrastructure for philanthropy in Asia	0 00	150,000 00	150,000 00	0 00	0 00	0 00
Give2Asia 465 California Street San Francisco, California 94104						
for general support	0 00	100,000 00	0 00	0 00	0 00	100,000 00
Hispanics in Philanthropy 2606 Dwight Way Berkeley, California 94704						
toward general operating expenses and capacity-building activities	0 00	125,000 00	125,000 00	0 00	0 00	0 00

THE ROCKEFELLER FOUNDATION
Identification Number 13-1659629
GRANTS AND EXPENDITURES REPORT

Attachment #2 A
Page 284 of 327

PROGRAM COUNTRY US STATE Grantee Name(s) - Person(s) or Institution(s) Purpose	UNEXPENDED BALANCE AS OF 01-Jan-2000	APPROVED IN 2000	NET EXPENDITURES AS OF Dec-2000	LAPSES (incl cancels & recs) IN 2000	REVERSIONS (incl cancels & recs) IN 2000	UNEXPENDED BALANCE AS OF Dec-2000
SPECIAL PROGRAMS						
UNITED STATES						
CALIFORNIA						
Peninsula Community Foundation 1700 South El Camino (Suite 300) San Mateo California 94402-3049						
toward the costs of its philanthropic incubator project designed to help new philanthropic organizations flourish	0 00	25,000 00	25,000 00	0 00	0 00	0 00
The Center for Health and Social Policy Inc 847 25th Avenue San Francisco California 94121						
for a project to advance reproductive and sexual health and rights	0 00	100,000 00	100,000 00	0 00	0 00	0 00
The Tides Center The Presidio P O Box 29907 San Francisco, California 94129-0907						
for a study by the Center for Health and Gender Equity concerning the implications of health sector reforms in India and Tanzania for reproductive health and rights	0 00	200,000 00	200,000 00	0 00	0 00	0 00
for its project, Givingwell, an initiative designed to create a system for effective, accountable global philanthropy	0 00	1,800,000 00	1,000,000 00	0 00	0 00	800,000 00
for use by its project, the Leadership Learning Community, toward the costs of creating a comprehensive web-accessible directory of, and electronic learning environment for, leadership development programs in the United States	0 00	50,000 00	0 00	0 00	0 00	50,000 00
toward the costs of its project, New Economy Communications, for its initiative on women at work in the developing world	0 00	225,000 00	225,000 00	0 00	0 00	0 00
Women's Funding Network 1375 Sutter Street, Suite 406 San Francisco, California 94109						
to develop a model for effective constituency building of women and girls, with a focus on issues of globalization	0 00	100,000 00	100,000 00	0 00	0 00	0 00
MARYLAND						
Johns Hopkins University 3400 North Charles Street Baltimore Maryland 21218						
to complete a collaborative project with the University of Montreal on the relationships between declining child mortality and fertility rates in sub-Saharan Africa	0 00	254,670 00	254,670 00	0 00	0 00	0 00

THE ROCKEFELLER FOUNDATION
Identification Number 13-1659629
GRANTS AND EXPENDITURES REPORT

Attachment #2 A
Page 285 of 327

PROGRAM COUNTRY US STATE Grantee Name(s) - Person(s) or Institution(s) Purpose	UNEXPENDED BALANCE AS OF 01-Jan-2000	APPROVED IN 2000	NET EXPENDITURES AS OF Dec-2000	LAPSES (incl cancels & recs) IN 2000	REVERSIONS (incl cancels & recs) IN 2000	UNEXPENDED BALANCE AS OF Dec-2000
SPECIAL PROGRAMS						
UNITED STATES						
MASSACHUSETTS						
Boston Women's Health Book Collective P O Box 192 Somerville Massachusetts 02144						
for activities designed to improve the scientific dialogue on women's reproductive health	0 00	60,000 00	60,000 00	0 00	0 00	0 00
The Philanthropic Initiative Inc 77 Franklin Street Boston Massachusetts 02110						
for a project to better understand and promote global philanthropy	0 00	50,000 00	0 00	0 00	0 00	50,000 00
MICHIGAN						
Michigan State University East Lansing Michigan 48824-1039						
toward the cost of the Partnership to Cut Hunger in Africa Initiative	0 00	50,000 00	50,000 00	0 00	0 00	0 00
University of Michigan 2074 Fleming Administrative Building Ann Arbor Michigan 48109-1340						
for a study of how gender affects the well-being of older Asians and the support provided to them by family members	0 00	68,900 00	0 00	0 00	0 00	68,900 00
NEW YORK						
Cornell University Day Hall Ithaca New York 14853						
toward the cost of a clinical evaluation to determine whether increased intakes of food calcium are effective in preventing rickets in Bangladesh	0 00	50,000 00	25,000 00	0 00	0 00	25,000 00
toward the cost of a symposium in honor of Robert F Chandler, Jr , founding director of the International Rice Research Institute, to discuss rice research and production in the 21st century	0 00	25,000 00	25,000 00	0 00	0 00	0 00
Council on Foreign Relations Inc 58 East 68th Street New York New York 10021						
toward the costs of a project on women's human rights and U S foreign policy	0 00	50,000 00	50,000 00	0 00	0 00	0 00

THE ROCKEFELLER FOUNDATION
Identification Number 13-1659629
GRANTS AND EXPENDITURES REPORT

Attachment #2 A
Page 286 of 327

PROGRAM COUNTRY US STATE Grantee Name(s) - Person(s) or Institution(s) Purpose	UNEXPENDED BALANCE AS OF 01-Jan-2000	APPROVED IN 2000	NET EXPENDITURES AS OF Dec-2000	LAPSES (incl cancels & recs) IN 2000	REVERSIONS (incl cancels & recs) IN 2000	UNEXPENDED BALANCE AS OF Dec-2000
SPECIAL PROGRAMS						
UNITED STATES						
NEW YORK						
Graduate School and University Center, City University of New York 365 Fifth Avenue New York, New York 10016-4309						
to support three international fellows to study diaspora philanthropy	0 00	50,000 00	50,000 00	0 00	0 00	0 00
Long Island Educational Television Council Inc Channel 21 Drive Post Office Box 21 Plainview, New York 11803						
toward the cost of distributing the BBC World News to public television stations in the United States	0 00	100,000 00	100,000 00	0 00	0 00	0 00
New York Regional Association of Grantmakers 505 Eighth Avenue Suite 1805 New York New York 10018-6505						
toward general support for the year 2000	0 00	10,000 00	10,000 00	0 00	0 00	0 00
New York University 70 Washington Square South New York, New York 10012						
for a consultation organized by the Center for the Study of International Organization on the role of the United Nations in reaching Millennium Summit poverty reduction targets	0 00	24,270 00	24,270 00	0 00	0 00	0 00
toward the cost of a symposium on food and culture organized by its Asian/Pacific/American Studies Program and Institute	0 00	10,000 00	10,000 00	0 00	0 00	0 00
The Alan Guttmacher Institute 120 Wall Street Floor 21 New York New York 10005						
toward the cost of a comparative study in five countries, in collaboration with local partners, concerning adolescent attitudes and health-seeking behavior related to sexually-transmitted diseases, including HIV	0 00	500,000 00	187,400 00	0 00	0 00	312,600 00
The American University in Cairo 420 Fifth Avenue Third Floor New York, New York 10018						
toward the cost of a visiting professorship for Ismail Serageldin, a specialist in the development process	0 00	94,000 00	94,000 00	0 00	0 00	0 00

THE ROCKEFELLER FOUNDATION
Identification Number 13-1659629
GRANTS AND EXPENDITURES REPORT

Attachment #2 A
Page 287 of 327

PROGRAM COUNTRY US STATE Grantee Name(s) - Person(s) or Institution(s) Purpose	UNEXPENDED BALANCE AS OF 01-Jan-2000	APPROVED IN 2000	NET EXPENDITURES AS OF Dec-2000	LAPSES (Incl cancels & recs) IN 2000	REVERSIONS (Incl cancels & recs) IN 2000	UNEXPENDED BALANCE AS OF Dec-2000
SPECIAL PROGRAMS						
UNITED STATES						
NEW YORK						
The Asia Society 725 Park Avenue New York New York 10021-5088						
toward the cost of the U S - India Roundtable project, undertaken in collaboration with the Council on Foreign Relations	0 00	37,500 00	37,500 00	0 00	0 00	0 00
The Foundation Center 79 5th Avenue New York, New York 10003						
toward its general operating expenses	0 00	200,000 00	200,000 00	0 00	0 00	0 00
The Population Council Inc One Dag Hammarskjold Plaza New York New York 10017						
for a meeting at the Foundation's Bellagio Study and Conference Center on the political economy of global population change, and the publication of a supplement to its Population and Development Review based on the conference proceedings	0 00	250,000 00	100,000 00	0 00	0 00	150,000 00
to complete a study documenting the impact of quality of care on women's reproductive behavior	0 00	254,740 00	254,740 00	0 00	0 00	0 00
to complete, in collaboration with the African Population and Health Research Center, a study of the health effects of rapid urbanization and population growth in developing countries and to implement an urban-based longitudinal demographic and health research system	0 00	478,080 00	233,560 00	0 00	0 00	244,520 00
toward the cost of renovating the Center for Biomedical Research	0 00	500,000 00	500,000 00	0 00	0 00	0 00
United Nations Development Programme One United Nations Plaza New York, New York 10017						
for a meeting at the Bellagio Study and Conference Center concerning Human Development Report 2001, which has as its theme channeling technology for human development	0 00	60,000 00	60,000 00	0 00	0 00	0 00
William Greaves Productions Inc 230 West 55th Street New York, New York 10019						
for an educational outreach program in association with a documentary film entitled "Ralph Bunche An American Odyssey"	0 00	100,000 00	100,000 00	0 00	0 00	0 00

THE ROCKEFELLER FOUNDATION
Identification Number 13-1659629
GRANTS AND EXPENDITURES REPORT

Attachment #2 A
Page 288 of 327

PROGRAM COUNTRY US STATE Grantee Name(s) - Person(s) or Institution(s) Purpose	UNEXPENDED BALANCE AS OF 01-Jan-2000	APPROVED IN 2000	NET EXPENDITURES AS OF Dec-2000	LAPSES (incl canc & recons) IN 2000	REVERSIONS (incl canc & recons) IN 2000	UNEXPENDED BALANCE AS OF Dec-2000
SPECIAL PROGRAMS						
UNITED STATES						
PENNSYLVANIA						
University of Pennsylvania Philadelphia Pennsylvania 19104-6380						
for use by its Population Studies Center for the African census analysis project	0 00	250,000 00	125,000 00	0 00	0 00	125,000 00
WASHINGTON DC						
Aga Khan Foundation U S A 1901 L Street N W (Suite 700) Washington Washington DC 20036						
to develop a demand-led approach to promoting and training in philanthropy and strengthening civil society in Asia and Africa	0 00	125,000 00	125,000 00	0 00	0 00	0 00
Council on Foundations 1828 L Street NW Washington, Washington DC 20036-5168						
toward general operating expenses in 2000	0 00	49,600 00	49,600 00	0 00	0 00	0 00
Independent Sector 1200 Eighteenth Street, NW Suite 200 Washington Washington, DC 20036						
toward general operating expenses in 2000	0 00	10,000 00	10,000 00	0 00	0 00	0 00
National Academy of Sciences 2101 Constitution Avenue, N W Washington Washington, DC 20418						
toward the cost of its participation in an InterAcademy Council that brings panels of experts together to provide independent advice to international agencies on scientific, technological and public health issues	0 00	50,000 00	50,000 00	0 00	0 00	0 00
National Public Radio 635 Massachusetts Avenue N W Washington Washington DC 20001-3753						
to continue coverage of race and to maintain the race beat as part of the cultural desk	0 00	125,000 00	125,000 00	0 00	0 00	0 00
The Aspen Institute, Inc One Dupont Circle NW Suite 700 Washington Washington DC 20036-1133						
toward the costs of its Women's Lens on Global Issues, a project to build a new constituency for international engagement	0 00	100,000 00	100,000 00	0 00	0 00	0 00

THE ROCKEFELLER FOUNDATION
Identification Number 13-1659629
GRANTS AND EXPENDITURES REPORT

Attachment #2 A
Page 289 of 327

PROGRAM COUNTRY US STATE Grantee Name(s) - Person(s) or Institution(s) Purpose	UNEXPENDED BALANCE AS OF 01-Jan-2000	APPROVED IN 2000	NET EXPENDITURES AS OF Dec-2000	LAPSES (incl canc & recens) IN 2000	REVERSIONS (incl canc & recens) IN 2000	UNEXPENDED BALANCE AS OF Dec-2000
SPECIAL PROGRAMS						
UNITED STATES						
WASHINGTON, DC						
The Coalition for Women's Economic Development and Global Equality, Inc 1825 Connecticut Avenue N W (Suite 800) Washington, Washington DC 20009						
to conduct a mapping of international organizations that examines gender and trade and to develop a model "women's impact statement" that can be used to evaluate and negotiate trade agreements	0 00	200,000 00	200,000 00	0 00	0 00	0 00
Women's Law and Public Policy Fellowship Program 600 New Jersey Avenue, N W Suite 334 Washington Washington, DC 20001						
to train two women lawyers from South Africa committed to advancing the cause of women's rights in their country	0 00	100,000 00	100,000 00	0 00	0 00	0 00
GENERAL - FOUNDATION ADMINISTERED PROJECTS						
for a meeting at the Bellagio Study and Conference Center in April 2000 to discuss Population and the Cairo Agenda The Next Steps at the Rockefeller Foundation	0 00	50,250 00	32,484 61	0 00	0 00	17,765 39
for administrative expenses of the GivingWell project, to expand and improve the way effective change strategies around the world are supported by creating innovative networks of new philanthropists, nonprofit organizations and thought leaders that fully utilize the power of communications technologies	0 00	200,000 00	0 00	0 00	0 00	200,000 00
for an exploratory study of global income inequalities	0 00	79,000 00	1,396 00	0 00	0 00	77,604 00
for an exploratory study of global security issues	0 00	11,480 00	2,100 00	0 00	0 00	9,380 00
for consultations concerning future grantmaking in population and public health in sub-Saharan Africa	0 00	55,000 00	2,341 00	0 00	0 00	52,659 00
for program consultancy costs associated with explorations in population and the Cairo agenda	0 00	30,000 00	9,172 48	0 00	0 00	20,827 52
for the planning phase of a project to launch an independent global commission on human security	0 00	300,000 00	0 00	0 00	0 00	300,000 00
to explore the feasibility of establishing a non-profit global portal in philanthropy and the non-profit sector and, if feasible, to develop a business plan and mobilize resources to launch the portal	0 00	87,500 00	45,756 02	0 00	0 00	41,743 98

THE ROCKEFELLER FOUNDATION
Identification Number 13-1659629
GRANTS AND EXPENDITURES REPORT

Attachment #2 A
Page 290 of 327

PROGRAM COUNTRY US STATE Grantee Name(s) - Person(s) or Institution(s) Purpose	UNEXPENDED BALANCE AS OF 01-Jan-2000	APPROVED IN 2000	NET EXPENDITURES AS OF Dec-2000	LAPSES (incl canc & recens) IN 2000	REVERSIONS (incl canc & recens) IN 2000	UNEXPENDED BALANCE AS OF Dec-2000
SPECIAL PROGRAMS						
GENERAL - FOUNDATION ADMINISTERED PROJECTS						
to explore the feasibility of establishing a non-profit global portal in philanthropy and the non-profit sector and, if feasible, to develop a business plan and mobilize resources to launch the portal	0 00	212,500 00	140,170 61	0 00	0 00	72,329 39
to improve global governance in the population field by examining the current roles and responsibilities of the major international population institutions	0 00	150,900 00	15,098 73	0 00	0 00	135,801 27
to improve global governance in the population field by examining the current roles and responsibilities of the major international population institutions	0 00	65,500 00	0 00	0 00	0 00	65,500 00
toward the costs of a Bellagio conference to explore new approaches in communication for social change	0 00	200,000 00	32,974 37	0 00	0 00	167,025 63

THE ROCKEFELLER FOUNDATION
Identification Number 13-1659629
GRANTS AND EXPENDITURES REPORT

Attachment #2 A
Page 291 of 327

PROGRAM COUNTRY US STATE Grantee Name(s) - Person(s) or Institution(s) Purpose	UNEXPENDED BALANCE AS OF 01-Jan-2000	APPROVED IN 2000	NET EXPENDITURES AS OF Dec-2000	LAPSES (incl canc & recens) IN 2000	REVERSIONS (incl canc & recens) IN 2000	UNEXPENDED BALANCE AS OF Dec-2000
SPECIAL PROGRAMS						
GENERAL - FOUNDATION ADMINISTERED PROJECTS						
Rockefeller Foundation Matching Gift Program	0 00	2,200 000 00	1,695,233 55	0 00	0 00	504,766 45
			41 025 00			
A NEW SCHOOL, INC			151 831 14			
A SMALL COMPANY IN AMERICA (ASCIA)			900 00			
A SMALL COMPANY IN AMERICA(ASCIA), INC			1 500 00			
ADIRONDACK COUNCIL, INC			900 00			
ADIRONDACK HISTORICAL ASSOCIATION			300 00			
AFRICAN-AMERICAN INSTITUTE			6 000 00			
AIDS CYCLE INC			150 00			
ALBERT SCHWEITZER FELLOWSHIPS INC			300 00			
ALLIANCE THEATRE COMPANY/ ROBERT W WOODRUFF ARTS CENTER			150 00			
ALTERNATIVE LIVING FOR THE AGING, INC			450 00			
ALZHEIMER'S ASSOCIATION			75 00			
ALZHEIMER'S DISEASE AND RELATED DISORDERS ASSN, INC			180 00			
ALZHEIMER'S DISEASE RESEARCH			75 00			
AM SOCIETY FOR THE PREVENTION OF CRUELTY TO ANIMALS			90 00			
AM SOCIETY FOR THE PREVENTIONOF CRUELTY TO ANIMALS			210 00			
AMERICAN ACADEMY OF ARTS AND SCIENCES			600 00			
AMERICAN ACADEMY OF ARTS ANDSCIENCES			2 850 00			
AMERICAN CANCER SOCIETY			150 00			
AMERICAN CIVIL LIBERTIES UNION FOUNDATION FOR NORTHERN CA			510 00			
AMERICAN CIVIL LIBERTIES UNION NEW JERSEY FOUNDATION			300 00			
AMERICAN CRAFT MUSEUM			3 000 00			
AMERICAN DIABETES ASSOCIATION			105 00			
AMERICAN FOUNDATION FOR AIDS RESEARCH (AMFAR)			210 00			
AMERICAN FOUNDATION FOR THEUNIVERSITY OF WEST INDIES			1 500 00			
AMERICAN FRIENDS OF THE ANGLICAN CENTRE IN ROME			3,000 00			
AMERICAN FRIENDS OF UNIVERSITY COLLEGE OXFORD INC			30,000 00			
AMERICAN HIMALAYAN FOUNDATION			21 64			
AMERICAN JEWISH COMMITTEE			900 00			
AMERICAN LUNG ASSOCIATION OFQUEENS			90 00			
AMERICAN PAN-AFRICAN RELIEF AGENCIES INC			15 000 00			
AMERICAN PUBLIC HEALTHASSOCIATION			6 000 00			
AMERICAN REPERTORY THEATRECOMPANY			4 500 00			
AMNESTY INTERNATIONAL			300 00			
AMNESTY INTERNATIONAL USA			75 00			
AMNESTY INTERNATIONAL, USA			75 00			

THE ROCKEFELLER FOUNDATION
Identification Number 13-1659629
GRANTS AND EXPENDITURES REPORT

Attachment #2 A
Page 292 of 327

PROGRAM COUNTRY US STATE Grantee Name(s) - Person(s) or Institution(s) Purpose	UNEXPENDED BALANCE AS OF 01-Jan-2000	APPROVED IN 2000	NET EXPENDITURES AS OF Dec-2000	LAPSES (incl canc & recens) IN 2000	REVERSIONS (incl canc & recens) IN 2000	UNEXPENDED BALANCE AS OF Dec-2000
ANIMAL LEGAL DEFENSE FUND			300 00			
ANIMAL MEDICAL CENTER			75 00			
APPALACHIAN MOUNTAIN CLUB			15 000 00			
ARTHRITIS FOUNDATION			150 00			
ASIA RICE FOUNDATION - USA, INC			3 300 00			
ASIAN AMERICAN COALITION FOR CHILDREN & FAMILIES, INC			1 545 00			
ASSOCIATED ALUMNAE OF THE SACRED HEART			300 00			
ATHENIAN SCHOOL			45 000 00			
ATLANTA ARTS ALLIANCE, INC			600 00			
ATLANTA CHILDREN'S SHELTER			3 000 00			
ATLANTA GIRLS SCHOOL			6 000 00			
AVON BREAST CARE FUND			225 00			
AVON PRODUCTS FOUNDATION INC			150 00			
BALLET TECH FOUNDATION INC			750 00			
BANANAS INC			450 00			
BATES COLLEGE			15 000 00			
BERKSHIRE INSTITUTE FORTHEOLOGY & THE ARTS			1 500 00			
BETH ISRAEL DEACONESS MEDICALCENTER			4 500 00			
BIDE-A-WEE HOME ASSOCIATION			300 00			
BIG APPLE INSTITUTE			7,500 00			
BIG APPLE INSTITUTE INC			7 500 00			
BIG BROTHERS BIG SISTERS OFMETRO ATLANTA INC			7 500 00			
BOSTON CHAMBER MUSIC SOCIETY			15 000 00			
BOSTON COLLEGE TRUSTEES			375 00			
BOWDOIN COLLEGE			3 000 00			
BRAVE NEW THEATRE COMPANY, INC			60 000 00			
BREAD FOR THE WORLD INSTITUTE			1 500 00			
BREAD FOR THE WORLD INSTITUTE, INC			300 00			
BRIDGE FAMILY CENTER OFATLANTA, INC			750 00			
BROOKLYN ACADEMY OF MUSIC			3 000 00			
BROOKLYN BOTANIC GARDEN			450 00			
BROWN UNIVERSITY			5 250 00			
BRYN MAWR COLLEGE			10 996 53			
BUCKNELL UNIVERSITY			150 00			
CALIFORNIA WOMEN'S LAW CENTER			750 00			
CAMBRIDGE COLLEGE			15 000 00			
CAMBRIDGE HISTORICAL SOCIETY			285 00			
CAMBRIDGE PLANT & GARDEN CLUB			750 00			
CAMP SPEERS - ELJABAR YMCA			750 00			
CANCER CARE, INC			60 00			
CAPE CARES			300 00			

THE ROCKEFELLER FOUNDATION
 Identification Number 13-1659629
 GRANTS AND EXPENDITURES REPORT

Attachment #2 A
 Page 293 of 327

PROGRAM COUNTRY US STATE Grantee Name(s) - Person(s) or Institution(s) Purpose	UNEXPENDED BALANCE AS OF 01-Jan-2000	APPROVED IN 2000	NET EXPENDITURES AS OF Dec-2000	LAPSES (incl canc & recens) IN 2000	REVERSIONS (incl canc & recens) IN 2000	UNEXPENDED BALANCE AS OF Dec-2000
CARNEGIE HALL CORPORATION			9 000 00			
CATHEDRAL BUILDING FOUNDATION			15 000 00			
CATHEDRAL HIGH SCHOOL			750 00			
CATHOLIC RELIEF SERVICES			60 00			
CECILIA SOCIETY INC			30 000 00			
CENTER FOR HOPE INC			900 00			
CENTER FOR RESOURCE ECONOMICS			3 000 00			
CENTRAL PARK CONSERVANCY			555 00			
CHAMBER MUSIC SOCIETY OF LINCOLN CENTER			5 250 00			
CHILD HEALTH FOUNDATION			1 500 00			
CHILD SERVICE AND FAMILYCOUNSELING SERVICE			750 00			
CHILDREN'S DEFENSE FUND			3 000 00			
CHILDREN'S MUSEUM CORP			12 000 00			
CHILDREN'S MUSEUM OF THE EASTEND			90,000 00			
CHILDREN'S WISH FOUNDATIONINTERNATIONAL INC			90 00			
CHORAL ARTS SOCIETY INC			900 00			
CHRIST CHURCH BRONXVILLE			6 915 57			
CHRIST CHURCH, BRONXVILLE			300 00			
CHURCH OF ST LUKE IN THE FIELDS			2 850 00			
CHURCH OF ST LUKE IN THEFIELDS			930 00			
CHURCH OF ST PHILIP THEAPOSTLE			3 300 00			
CLEAN WATER FUND			750 00			
COALITION FOR IMMIGRANT REFUGEE RIGHTS AND SERVICES			180 00			
COALITION FOR THE HOMELESS			85 05			
COALITION ON HOMELESSNESS			375 00			
COLGATE UNIVERSITY			750 00			
COLLEGE OF WOOSTER			75 00			
CONGREGATION OF THE PASSION IMMACULATE CONCEPTION COMM			60 00			
CONNECTICUT FOOD BANK			75 00			
CONNECTICUT HUMANE SOCIETY			300 00			
COOPERATIVE FOR ASSIST & RELIEF EVERYWHERE INC (CARE)			4,500 00			
CORNELL UNIVERSITY			300 00			
CORO SOUTHERN CALIFORNIA			750 00			
CORPORATION OF HAVERFORDCOLLEGE			750 00			
CORPORATION OF YADDO			1 275 00			
CORRECTIONAL ASSOCIATION OFNEW YORK			60 00			
COUNCIL ON FOREIGN RELATIONS			8,340 00			
CRANBROOK EDUCATIONAL COMMUNITY			750 00			
DANE COUNTY HUMANE SOCIETY			75 00			
DETROIT-WINDSOR DANCE ACADEMY			2,250 00			
DISABLED AMERICAN VETERANS CHARITABLE SERVICE TRUST			75 00			

THE ROCKEFELLER FOUNDATION
 Identification Number 13-1659629
 GRANTS AND EXPENDITURES REPORT

Attachment #2.A
 Page 294 of 327

PROGRAM COUNTRY US STATE Grantee Name(s) - Person(s) or Institution(s) Purpose	UNEXPENDED BALANCE AS OF 01-Jan-2000	APPROVED IN 2000	NET EXPENDITURES AS OF Dec-2000	LAPSES (incl canc & recens) IN 2000	REVERSIONS (incl canc & recens) IN 2000	UNEXPENDED BALANCE AS OF Dec-2000
DISABLED AMERICAN VETERANSCHARITABLE SERVICE TRUST			150 00			
DOROT INC			75 00			
DRAMATISTS GUILD FUND			1 050 00			
DRAYTON HALL			105 00			
EARTH JUSTICE LEGAL DEFENSE FUND INC			300 00			
EARTH SHARE			195 00			
EAST HARLEM TUTORIAL PROGRAM			150 00			
EAST LYNNE COMPANY			900 00			
EDUCATION BROADCASTING CORP			1 920 00			
EDUCATIONAL BROADCASTING CORP			450 00			
EDUCATIONAL BROADCASTING CORPORATION			750 00			
EDUCATIONAL BROADCASTINGCORPORATION			750 00			
EDWARD DAVIS EDUCATION FOUNDATION			4 500 00			
EDWIN GOULD SERVICES FORCHILDREN			60 00			
ELEANOR ROOSEVELT CENTER ATVAL-KILL, INC			750 00			
EMORY UNIVERSITY			3,600 00			
ENSEMBLE STUDIO THEATRE			750 00			
ENTERTAINMENT INDUSTRY FOUNDATION (EIF)			135 00			
ENVIRONMENTAL DEFENSE FUND			165 00			
EPIPHANY PARISH CHURCH			120 00			
EPIPHANY SCHOOL FOUNDATION			750 00			
ESPERANZA PEACE AND JUSTICECENTER			90 00			
ETHICAL CULTURE FIELDSTON SCHOOLS			300 00			
EVERGREEN CHORALE INC			600 00			
FACING HISTORY AND OURSELVESNATIONAL FOUNDATION, INC			300 00			
FAMILY CENTER INC			300 00			
FEMINIST MAJORITY FOUNDATION			150 00			
FEMINIST PRESS			3 225 00			
FENWAY COMMUNITY HEALTH			450 00			
FIRST BAPTIST CHURCH			4 950 00			
FIRST CONGREGATIONAL CHURCH OFNORWALK			9 075 00			
FIRST UNITED METHODIST CHURCH			750 00			
FLORENCE IMMIGRANT & REFUGEERIGHTS PROJECT INC			150 00			
FOOD & FRIENDS INC			150 00			
FOOD BANK OF THE ROCKIES			360 00			
FOOD FOR SURVIVAL INC			600 00			
FORDHAM UNIVERSITY			675 00			
FORUM FOR AFRICAN WOMENEDUCATIONALISTS GHANA CHAPTER			750 00			
FOUNDATION FOR PUBLIC BROADCASTING IN GEORGIA INC			600 00			
FOUNDATION OF THE STATE UNIV OF NY AT BINGHAMTON INC			75 00			
FOUNTAIN HOUSE			150 00			

THE ROCKEFELLER FOUNDATION
Identification Number 13-1659629
GRANTS AND EXPENDITURES REPORT

Attachment #2 A
Page 295 of 327

PROGRAM COUNTRY US STATE Grantee Name(s) - Person(s) or Institution(s) Purpose	UNEXPENDED BALANCE AS OF 01-Jan-2000	APPROVED IN 2000	NET EXPENDITURES AS OF Dec-2000	LAPSES (incl canc & recens) IN 2000	REVERSIONS (incl canc & recens) IN 2000	UNEXPENDED BALANCE AS OF Dec-2000
FRIENDS OF I S 370			1,275 00			
FRIENDS OF MALAWI			135 00			
FRIENDS OF THE ROCKEFELLER STATE PARK PRESERVE			750 00			
FRIENDS SEMINARY			150 00			
FULBRIGHT ASSOCIATION			750 00			
FUND FOR SOUTHERN COMMUNITIES,INC			750 00			
FUNDACION AMISTAD INC			750 00			
FUNDERS CONCERNED ABOUT AIDS			150 00			
FUTURE HARVEST			750 00			
GAY & LESBIAN ALLIANCE AGAINSTDEFAMATION			105 00			
GAY MENS' HEALTH CRISIS			78 00			
GENERAL THEOLOGICAL SEMINARY			3 750 00			
GENETIC RESOURCES COMMUNICATIONS SYSTEMS INC			750 00			
GETTYSBURG COLLEGE			150 00			
GIRL'S INC			840 00			
GIRLS INC			150 00			
GLOBAL AIDS INTERFAITH ALLIANCE			300 00			
GLOBAL ALLIANCE FOR EDUCATION& HEALTH SERVICES INC			30 000 00			
GLOBAL FUND FOR WOMEN			1 500 00			
GLOBAL HABITAT PROJECT			300 00			
GLOBAL KIDS INC			2 400 00			
GODDARD RIVERSIDE COMMUNITY CENTER			750 00			
GODDARD RIVERSIDE COMMUNITYCENTER			540 00			
GRAND TRAVERSE REGIONAL LAND CONSERVANCY			2 400 00			
GRASSROOTS INTERNATIONAL, INC			3 000 00			
GREATER NYC COUNCIL-BOY SCOUTSOF AMERICA			3 000 00			
GREATER WASHINGTON COALITION FOR JEWISH LIFE			1 500 00			
GREATER YELLOWSTONE COALITION			3 000 00			
GREEN SPHERE INCORPORATED			42 000 00			
GREENPEACE FUND INC			75 00			
GREENWOOD MUSIC CAMP INC			7 500 00			
GROUP I ACTING COMPANY, INC D/B/A THE ACTING COMPANY			7 500 00			
GRUMMAN HILL MONTESSORIASOCIATION			6 000 00			
HABITAT FOR HUMANITY INTERNATIONAL INC			300 00			
HABITAT FOR HUMANITY INTERNATIONAL INC			450 00			
HABITAT FOR HUMANITYINTERNATIONAL INC			300 00			
HABITAT FOR HUMANITYINTERNATIONAL INC			975 00			
HALE HOUSE			600 00			
HARVARD UNIVERSITY			5 925 00			
HAVERFORD COLLEGE			7 500 00			
HEIFER INTERNATIONALFOUNDATION			3 000 00			

THE ROCKEFELLER FOUNDATION
Identification Number 13-1659629
GRANTS AND EXPENDITURES REPORT

Attachment #2 A
Page 296 of 327

PROGRAM COUNTRY US STATE Grantee Name(s) - Person(s) or Institution(s) Purpose	UNEXPENDED BALANCE AS OF 01-Jan-2000	APPROVED IN 2000	NET EXPENDITURES AS OF Dec-2000	LAPSES (incl canc & recens) IN 2000	REVERSIONS (incl canc & recens) IN 2000	UNEXPENDED BALANCE AS OF Dec-2000
HEIFER PROJECT INTERNATIONAL			1 500 00			
HELLO FRIEND / ENNIS WILLIAM COSBY FOUNDATION			7 500 00			
HILL HEALTH CORPORATION			3 000 00			
HISTORIC HUDSON VALLEY			750 00			
HIV LAW PROJECT			675 00			
HOPKINS COMMITTEE OF TRUSTEES INC			7 500 00			
HUDSON COUNTY COMMUNITYCOLLEGE			1 500 00			
HUMAN NEEDS FOOD PANTRY			300 00			
HUMAN RIGHTS WATCH			750 00			
HUMANE FARMING ASSOCIATION			105 00			
HUMANE SOCIETY OF THE U S			105 00			
IMMACULATE HEART HIGH SCHOOL			3 750 00			
INGRID WASHINAWATOK EL-ISSA FLYING EAGLE WOMAN FUND FOR P			1 500 00			
INGRID WASHINAWATOK EL-ISSA FLYING EAGLE WOMAN FUND-PEACE			17 250 00			
INNER CITY LAW CENTER			900 00			
INNER-CITY SCHOLARSHIP FUND			1,500 00			
INSTITUTE FOR DEVELOPMENT RESEARCH INC			1 500 00			
INSTITUTE FOR WOMEN'S POLICY RESEARCH			525 00			
INSTITUTE OF INTERNATIONAL EDUCATION			375 00			
INTER-AMERICAN DIALOGUE			4 500 00			
INTERNATIONAL FUND FOR ANIMAL WELFARE (IFAW)			75 00			
INTERNATIONAL GAY & LESBIANHUMAN RIGHTS COMMISSION			750 00			
INTERNATIONAL IMMIGRANT FOUNDATION			3,750 00			
INTERNATIONAL ORGANIZATION FOR ADOLESCENTS, INC			31 020 00			
INTERNATIONAL RESCUE COMMITTEE			3,045 00			
INTERNATIONAL RIVERS NETWORK			30,000 00			
JANE GOODALL INSTITUTE THE			300 00			
JEAN COCTEAU REPERTORY			3 000 00			
JEANNETTE RANKIN FOUNDATION,INC			1,500 00			
JEFFERSON UNITARIAN CHURCH			1 500 00			
JOHNS HOPKINS UNIVERSITY			7 500 00			
KENT STATE UNIVERSITY FOUNDATION, INC			4 500 00			
KOREAN PRESBYTERIAN CHURCH OFINDIANAPOLIS			1 500 00			
KW INTERNATIONAL, INC			1 500 00			
LAKE CARMEL FIRE DEPARTMENT			300 00			
LAKES REGION CONSERVATION TRUST			120 00			
LAKES REGION CONSERVATION TRUST INC			150 00			
LATINO ADVOCATES FOR EDUCATION INC			750 00			
LEAGUE OF WOMEN VOTERS OF LOSANGELES EDUCATION FUND			750 00			
LEARNING PROJECT THE			600 00			
LESBIAN & GAY COMMUNITY SERVICES CENTER			4 665 00			

THE ROCKEFELLER FOUNDATION
 Identification Number 13-1659629
 GRANTS AND EXPENDITURES REPORT

Attachment #2 A
 Page 297 of 327

PROGRAM COUNTRY US STATE Grantee Name(s) - Person(s) or Institution(s) Purpose	UNEXPENDED BALANCE AS OF 01-Jan-2000	APPROVED IN 2000	NET EXPENDITURES AS OF Dec-2000	LAPSES (Incl cancels & recs) IN 2000	REVERSIONS (Incl cancels & recs) IN 2000	UNEXPENDED BALANCE AS OF Dec-2000
LESBIAN AND GAY COMMUNITY SERVICES CENTER			1 260 00			
LEUKEMIA & LYMPHOMA SOCIETY			96 00			
LEUKEMIA & LYMPHOMA SOCIETY INC			525 00			
LEUKEMIA SOCIETY OF AMERICA			1,755 00			
LIVING - DYING PROJECT			375 00			
LOCAL INITIATIVES SUPPORT CORP			975 00			
LOIS ROTH ENDOWMENT			375 00			
LONG ISLAND EDUCATIONAL TELEVISION COUNCIL INC			750 00			
LONG ISLAND SINGERS SOCIETY			450 00			
LONGWOOD SYMPHONY ORCHESTRA			300 00			
LOUISVILLE PRESBYTERIAN THEOLOGICAL SEMINARY			12,000 00			
LOWER MANHATTAN CULTURAL COUNCIL			900 00			
LOYOLA HIGH SCHOOL OF LOS ANGELES			750 00			
LUCILE PACKARD FOUNDATION FOR CHILDREN'S HEALTH			3 000 00			
LUCILE PACKARD FOUNDATION FOR CHILDREN'S HEALTH			3 000 00			
MADONNA HOUSE INC			300 00			
MANHATTAN INSTITUTE FOR POLICY RESEARCH INC			750 00			
MAR VISTA INSTITUTE			750 00			
MARVIN TIGER FOUNDATION FOR MEDICAL RESEARCH			75 00			
MARYKNOLL SISTERS OF ST DOMINIC INC			75 00			
MEDICAL AND HEALTH RESEARCH ASSOCIATION OF NYC INC			1 500 00			
MEMORIAL SLOAN-KETTERING CANCER CENTER			75 00			
MEMORIAL UNITED METHODIST CHURCH			7 500 00			
MEN STOPPING VIOLENCE, INC			1 500 00			
METRO INTERNATIONAL PROGRAM SERVICES OF NEW YORK			750 00			
METROPOLITAN MUSEUM OF ART			1,200 00			
METROPOLITAN OPERA ASSOCIATION			3 208 62			
METROPOLITAN OPERA GUILD			4 500 00			
MEXICAN AMERICAN LEGAL DEFENSE AND EDUCATIONAL FUND			15 000 00			
MICHIGAN STATE UNIVERSITY			15 000 00			
MID-SHORE COUNCIL ON FAMILY VIOLENCE INC			1 500 00			
MONROE BOARD OF EDUCATION			300 00			
MOTHERS AGAINST DRUNK DRIVING			105 00			
MOUNT HOLYOKE COLLEGE			2 925 00			
MOUNT SAINT MARY COLLEGE			150 00			
MOUNT SINAI SCHOOL OF MEDICINE			375 00			
MOUNTAIN AREA LAND TRUST			300 00			
MOVING IMAGE			135 00			
MUSCULAR DYSTROPHY ASSOCIATION			225 00			
MUSE FILM AND TELEVISION INC			1 500 00			
MUSEUM OF MODERN ART			225 00			

THE ROCKEFELLER FOUNDATION
Identification Number 13-1659629
GRANTS AND EXPENDITURES REPORT

Attachment #2 A
Page 298 of 327

PROGRAM COUNTRY US STATE Grantee Name(s) - Person(s) or Institution(s) Purpose	UNEXPENDED BALANCE AS OF 01-Jan-2000	APPROVED IN 2000	NET EXPENDITURES AS OF Dec-2000	LAPSES (Incl cancels & recs)	REVERSIONS (Incl cancels & recs)	UNEXPENDED BALANCE AS OF Dec-2000
NAACP LEGAL DEFENSE AND EDUCATIONAL FUND, INC			300 00			
NAACP LEGAL DEFENSE ANDEDUCATIONAL FUND INC			300 00			
NATIONAL ACTION COUNCIL FOR MINORITIES IN ENGINEERING INC			3 000 00			
NATIONAL ARBOR DAY FOUNDATION			150 00			
NATIONAL CENTER FOR LESBIANRIGHTS			900 00			
NATIONAL COUNCIL OF JEWISHWOMEN			105 00			
NATIONAL COUNCIL OF NEGROWOMEN INC			1 500 00			
NATIONAL MULTIPLE SCLEROSISSOCIETY NYC CHAPTER			75 00			
NATIONAL PARENTING ASSOCIATION INC			300 00			
NATIONAL PUBLIC RADIO, INC			1 500 00			
NATIONAL URBAN LEAGUE			1 500 00			
NATIONAL WILDLIFE FEDERATION			225 00			
NATIONAL YIDDISH BOOK CENTER			300 00			
NATURE CONSERVANCY			645 00			
NATURE CONSERVANCY, INC			105 00			
NATURE CONSERVANCY THE			150 00			
NEAR EAST FOUNDATION			750 00			
NEW YORK BOTANICAL GARDEN			840 00			
NEW YORK CITY GAY & LESBIAN ANTI-VIOLENCE PROJECT, INC			150 00			
NEW YORK FOUNDATION FOR THE ARTS			150 00			
NEW YORK FOUNDATION FOR THE ARTS, INC			1 050 00			
NEW YORK PUBLIC LIBRARY			870 00			
NEW YORK STATE 4-H FOUNDATION			750 00			
NEW YORK UNIVERSITY			2 925 00			
NEW YORK WOMEN'S FOUNDATION			5 625 00			
NORTHWEST PARISH NURSEMINISTRIES			600 00			
NOVA SOUTHEASTERN UNIVERSITY			300 00			
NOW LEGAL DEFENSE AND EDUCATION FUND			1 500 00			
NOW LEGAL DEFENSE AND EDUCATION FUND			300 00			
ONTOLOGICAL - HYSTERIC THEATRE, INC			3 000 00			
ONTOLOGICAL - HYSTERICTHEATRE INC			0 00			
OUR FAMILY TABLE FOUNDATION, INC			3 000 00			
OUR LADY OF LOURDES R C CHURCH			270 00			
OUTWARD BOUND INC			450 00			
OVERSEAS DEVELOPMENT COUNCIL			1 500 00			
OXFAM AMERICA			150 00			
OXFAM AMERICA, INC			600 00			
PACIFIC LUTHERAN UNIVERSITY			8 250 00			
PARA LOS NINOS			750 00			
PARENTS FAMILIES AND FRIENDSOF LESBIANS AND GAYS			105 00			
PARENTS FAMILIES, & FRIENDSOF LESBIANS & GAYS			105 00			

THE ROCKEFELLER FOUNDATION
 Identification Number 13-1659629
 GRANTS AND EXPENDITURES REPORT

Attachment #2 A
 Page 299 of 327

PROGRAM COUNTRY US STATE Grantee Name(s) - Person(s) or Institution(s) Purpose	UNEXPENDED BALANCE AS OF 01-Jan-2000	APPROVED IN 2000	NET EXPENDITURES AS OF Dec-2000	LAPSES (incl canc & recens) IN 2000	REVERSIONS (incl canc & recens) IN 2000	UNEXPENDED BALANCE AS OF Dec-2000
PARTNERS FOR A BETTER EDUCATION			300 00			
PARTNERS IN SCHOOL INNOVATION			4 899 00			
PEARL THEATRE COMPANY INC			3 000 00			
PEN AMERICAN CENTER INC			120 00			
PEOPLE FOR THE ETHICAL TREATMENT OF ANIMALS			150 00			
PHILHARMONIA BAROQUE ORCHESTRA			11 501 00			
PLANNED PARENTHOOD FEDERATION OF AMERICA, INC			165 00			
PLANNED PARENTHOOD GOLDEN GATE			1 500 00			
PLANNED PARENTHOOD HUDSON PECONIC INC			150 00			
PLANNED PARENTHOOD HUDSON PECONIC, INC			300 00			
PLANNED PARENTHOOD LEAGUE OF MASSACHUSETTS INC			750 00			
PLYMOUTH UNITED CHURCH OF CHRIST			15 000 00			
POPULATION COMMUNICATIONS INTERNATIONAL			1 050 00			
PORTOLA VALLEY PRESBYTERIAN CHURCH			3 750 00			
PRATT INSTITUTE			1 950 00			
PREVENT CHILD ABUSE - NEW JERSEY CHAPTER INC			105 00			
PRINCETON UNIVERSITY			675 00			
PROSPECT PARK ALLIANCE			225 00			
PUBLIC CONVERSATION PROJECT INC			3 000 00			
PUBLIC SCHOOL 176 - P T A			1,500 00			
PUENTE LEARNING CENTER			1,500 00			
PUTNAM COUNTY HOME CARE COUNCIL INC			375 00			
PUTNAM COUNTY HOME CARE COUNCIL, INC			450 00			
PUTNAM-NORTHERN WESTCHESTER WOMEN'S RESOURCE CENTER INC			750 00			
PUTNAM-NORTHERN WESTCHESTER WOMEN'S RESOURCE CENTER INC			300 00			
QUEENS COLLEGE			6 000 00			
REDEEMER - ST JOHNS NURSERY SCHOOL			7 500 00			
REGIS HIGH SCHOOL			225 00			
REGIS UNIVERSITY			120 00			
RESURRECTION CHURCH			894 00			
RIVERDALE SOCCER ALLIANCE			7,500 00			
RIVERHEAD FOUNDATION FOR MARINE RESEARCH & PRESERVATION			750 00			
ROBERT F KENNEDY INCENTIVE PROGRAM			150 00			
ROBERT W WOODRUFF ARTS CENTER			300 00			
RONALD McDONALD HOUSE OF NEW YORK			105 00			
ROSA LEE YOUNG CHILD CARE CENTER			1 500 00			
ROXBURY LATIN SCHOOL			750 00			
RUTGERS UNIVERSITY FOUNDATION			300 00			
SACRED MUSIC COMMUNITY INC			3 600 00			
SAINT AUGUSTINE ACADEMY			75 00			
SAINT LUKES PARISH			2 490 00			

THE ROCKEFELLER FOUNDATION
Identification Number 13-1659629
GRANTS AND EXPENDITURES REPORT

Attachment #2 A
Page 300 of 327

PROGRAM COUNTRY US STATE Grantee Name(s) - Person(s) or Institution(s) Purpose	UNEXPENDED BALANCE AS OF 01-Jan-2000	APPROVED IN 2000	NET EXPENDITURES AS OF Dec-2000	LAPSES (Incl canc & recens) IN 2000	REVERSIONS (Incl canc & recens) IN 2000	UNEXPENDED BALANCE AS OF Dec-2000
SALVATION ARMY			3 075 00			
SAMARITANS OF BOSTON			6 000 00			
SAN FRANCISCO AIDS FOUNDATION			150 00			
SANTA FE OPERA			3 000 00			
SARAH LAWRENCE COLLEGE			60 000 00			
SAVE THE CHILDREN			9 750 00			
SCLERODERMA RESEARCHFOUNDATION			75 00			
SEATTLE FOUNDATION			1 650 00			
SECOND CENTENNIAL FUND INC			4 500 00			
SENIOR ACTION IN A GAY ENVIRONMENT INC			105 00			
SERVICEMEMBERS LEGAL DEFENSE NETWORK INC			105 00			
SERVICEMEMBERS LEGAL DEFENSENETWORK			105 00			
SHADY HILL SCHOOL			900 00			
SHAKESPEARE PROJECT INC			75 00			
SHORELINE SOUP KITCHEN			3 000 00			
SIGNATURE THEATRE COMPANY INC			1,500 00			
SIMON WIESENTHAL CENTER			135 00			
SLEEPY HOLLOW FIRE DEPT			750 00			
SMITHSONIAN INSTITUTION			7 996 95			
SOLOMON R GUGGENHEIM FOUNDATION			1 500 00			
SOUTH NORTH DEVELOPMENT INTIATIVE			30 000 00			
SOUTHEASTERN REGIONAL MEDICAL CENTER FOUNDATION			600 00			
SOUTHERN REGIONAL COUNCIL INC			150 00			
SOUTHWEST VOTER REGISTRATION EDUCATION PROJECT			750 00			
SPECIAL OLYMPICS CONNECTICUT			150 00			
SPECIAL OLYMPICS INTERNATIONALINC			600 00			
SPECIAL OLYMPICS, INT'L INC			252 00			
SPELMAN COLLEGE			18 000 00			
ST AMBROSE EPISCOPAL CHURCH			60 00			
ST CHRISTOPHER - OTTILIE			300 00			
ST FRANCIS HIGH SCHOOL			4 500 00			
ST JUDE S CHILDREN'S RESEARCH HOSPITAL			150 00			
ST JUDE'S CHILDREN'SRESEARCH HOSPITAL			504 00			
ST LUKE'S COMMUNITY SERVICES INC			150 00			
ST MARTINS CHURCH			606 00			
ST MARY'S COLLEGE OFCALIFORNIA			1 500 00			
ST MARY'S HOLY ASSUMPTIONRUSSIAN ORTHODOX CHURCH			1 500 00			
ST MICHAEL'S LUTHERAN CHURCH			17 400 00			
ST NICHOLAS OF TOLENTINE SCHOOL			750 00			
ST PATRICK'S CHURCH			2 520 00			
ST STEPHEN OF HUNGARY			1,440 00			

THE ROCKEFELLER FOUNDATION
Identification Number 13-1659629
GRANTS AND EXPENDITURES REPORT

Attachment #2 A
Page 301 of 327

PROGRAM COUNTRY US STATE Grantee Name(s) - Person(s) or Institution(s) Purpose	UNEXPENDED BALANCE AS OF 01-Jan-2000	APPROVED IN 2000	NET EXPENDITURES AS OF Dec-2000	LAPSES (incl canc & recens) IN 2000	REVERSIONS (incl canc & recens) IN 2000	UNEXPENDED BALANCE AS OF Dec-2000
ST STEPHENS INDIAN MISSION FOUNDATION			750 00			
STANDISH CONGREGATIONALCHURCH			150 00			
STATUE OF LIBERTY ELLIS ISLAND FOUNDATION INC			375 00			
STONY BROOK SCHOOL, THE			2 502 00			
STORYVILLE CENTER FOR THE SPOKEN WORD INC			750 00			
STUDY HALL AT EMMAUS HOUSE,INC			750 00			
SYNERGOS INSTITUTE			4 350 00			
TACOMA LUTHERAN HOME			600 00			
TEACHERS COLLEGE COLUMBIA UNIVERSITY			225 00			
TELACU EDUCATION FOUNDATION			750 00			
THE DOE FUND INC			105 00			
THE MASTERS SCHOOL			6 165 57			
THEATREWORKS/USA CORP			2 400 00			
TIDES FOUNDATION			600 00			
TRANSAFRICA FORUM INC			7 500 00			
TRINITY LUTHERAN CHURCH			9 000 00			
TRUSTEES OF BOSTON UNIVERSITY			1,200 00			
TRUSTEES OF PHILLIPS ACADEMY			15 225 00			
TULANE UNIVERSITY			300 00			
TV-TURNOFF NETWORK			900 00			
UNITARIAN CHURCH OF ALL SOULS			3 600 00			
UNITED JEWISH APPEALFEDERATION			750 00			
UNITED NATIONS ASSOCIATION OF THE USA			1 500 00			
UNITED NEGRO COLLEGE FUND			1 950 00			
UNITED STATES FUND FOR UNICEF			600 00			
UNITED WAY			1 635 00			
UNITED WAY OF WESTCHESTER ANDPUTNAM INC			3 150 00			
UNIVERSITY OF CALIFORNIA OFLOS ANGELES FOUNDATION			750 00			
UNIVERSITY OF CALIFORNIA BERKELEY FOUNDATION			75 00			
UNIVERSITY OF CALIFORNIA,BERKELEY FOUNDATION			3,000 00			
UNIVERSITY OF CAPE TOWN FUND,INC			1,500 00			
UNIVERSITY OF MAINE THE			4 500 00			
UNIVERSITY OF NORTH CAROLINA,AT CHAPEL HILL			300 00			
UNIVERSITY OF TORONTO			60 000 00			
URBAN PATHWAYS INC			900 00			
US INDOCHINA RECONCILIATIONPROJ FUND FOR RECON & DEVELOP			150 00			
VETERANS OF FOREIGN WARS OF THE USA, DEPT OF CALIFORNIA			750 00			
VILLANOVA UNIVERSITY			3 000 00			
VINEYARD THEATRE AND WORKSOP CENTER, INC			300 00			
VIVIAN BEAUMONT THEATRE, INC			525 00			
VNA CARE NETWORK, INC			300 00			

THE ROCKEFELLER FOUNDATION
Identification Number 13-1659629
GRANTS AND EXPENDITURES REPORT

Attachment #2 A
Page 302 of 327

PROGRAM COUNTRY US STATE Grantee Name(s) - Person(s) or Institution(s) Purpose	UNEXPENDED BALANCE AS OF 01-Jan-2000	APPROVED IN 2000	NET EXPENDITURES AS OF Dec-2000	LAPSES (Incl canc & recens) IN 2000	REVERSIONS (Incl canc & recens) IN 2000	UNEXPENDED BALANCE AS OF Dec-2000
WAVE HILL INC			300 00			
WELLESLEY STUDENTS' AIDSOCIETY INC			225 00			
WESLEY FOUNDATION AT ITHACA			750 00			
WESLEYAN UNIVERSITY			4 500 00			
WEST END HOUSE INC			1 800 00			
WESTERN CENTER ON LAW & POVERTY			450 00			
WGBH EDUCATIONAL FOUNDATION			8 475 84			
WHEAT RIDGE MINISTRIES			1 500 00			
WHITE HOUSE FELLOWS FOUNDATION			300 00			
WHITMAN- WALKER CLINIC INC			675 00			
WILDLIFE CONSERVATION SOCIETY			495 00			
WINSOR SCHOOL			22 841 64			
WNYC RADIO			1 680 00			
WOMEN IN NEED INC			7 050 00			
WOMEN'S PRISON ASSOCIATION &HOME			60 00			
WOOSTER SCHOOL			15 000 00			
WORLD PARROT TRUST USA, INC			90 00			
WORLD TEACH, INC			300 00			
WORLD WILDLIFE FUND			1 365 00			
XAVERIAN HIGH SCHOOL			675 00			
YOUNG ADULT INSTITUTE & WORKSHOP INC			150 00			
YOUNG AUDIENCES OFMASSACHUSETTS			3,000 00			
YOUTH ADVOCATE PROGRAM INTERNATIONAL			168 00			
YOUTH FOR ENVIRONMENTAL SANITY			18,300 00			
YOUTH SERVICE OPPORTUNITIES PROJECT INC			150 00			
 TOTAL 81 - SPECIAL PROGRAMS	 0 00	 14,165,259 00	 9,116,085 87	 0 00	 0 00	 5,049,173 13

THE ROCKEFELLER FOUNDATION
Identification Number 13-1659629
GRANTS AND EXPENDITURES REPORT

Attachment #2 A
Page 303 of 327

PROGRAM COUNTRY US STATE Grantee Name(s) - Person(s) or Institution(s) Purpose	UNEXPENDED BALANCE AS OF 01-Jan-2000	APPROVED IN 2000	NET EXPENDITURES AS OF Dec-2000	LAPSES (Incl cancels & recons) IN 2000	REVERSIONS (Incl cancels & recons) IN 2000	UNEXPENDED BALANCE AS OF Dec-2000
STRATEGIC ALLIANCE						
UNITED STATES						
CALIFORNIA						
Asian Resources, Inc 5709 Stockton Blvd Sacramento California 95824						
to support its participation in the Sacramento regional collaborative of the California Works for Better Health project, a statewide initiative designed to improve the health and economic opportunity of residents living in California	0 00	180,000 00	60,000 00	0 00	0 00	120,000 00
Catholic Charities of the Diocese of Fresno 1550 N Fresno Street Fresno California 93703						
to support its participation in the Fresno regional collaborative of the California Works for Better Health project, a statewide initiative designed to improve the health and economic opportunity of residents living in California	0 00	180,000 00	60,000 00	0 00	0 00	120,000 00
Central California Legal Services Inc 2014 Tulare Street, Suite 600 Fresno California 93721						
to support the participation of its project, West Fresno Coalition for Economic Development, in the Fresno regional collaborative of the California Works for Better Health project, a statewide initiative designed to improve the health and economic opportunity of residents living in California	0 00	180,000 00	60,000 00	0 00	0 00	120,000 00
Chinatown Service Center 767 North Hill Street, Suite 400 Los Angeles, California 90012-2381						
to support its participation in the Los Angeles regional collaborative of the California Works for Better Health project, a statewide initiative designed to improve the health and economic opportunity of residents living in California	0 00	180,000 00	60,000 00	0 00	0 00	120,000 00
Community Coalition for Substance Abuse Prevention and Treatment 8101 South Vermont Avenue Los Angeles California 90044						
to support its participation in the Los Angeles regional collaborative of the California Works for Better Health project, a statewide initiative designed to improve the health and economic opportunity of residents living in California	0 00	180,000 00	60,000 00	0 00	0 00	120,000 00
East L A Community Corporation 530 South Boyle Avenue Los Angeles California 90033						
to support its participation in the Los Angeles regional collaborative of the California Works for Better Health project, a statewide initiative designed to improve the health and economic opportunity of residents living in California	0 00	180,000 00	60,000 00	0 00	0 00	120,000 00

THE ROCKEFELLER FOUNDATION
Identification Number 13-1659629
GRANTS AND EXPENDITURES REPORT

Attachment #2 A
Page 304 of 327

PROGRAM COUNTRY US STATE Grantee Name(s) - Person(s) or Institution(s) Purpose	UNEXPENDED BALANCE AS OF 01-Jan-2000	APPROVED IN 2000	NET EXPENDITURES AS OF Dec-2000	LAPSES (incl canc & recens) IN 2000	REVERSIONS (incl canc & recens) IN 2000	UNEXPENDED BALANCE AS OF Dec-2000
STRATEGIC ALLIANCE						
UNITED STATES						
CALIFORNIA						
Environmental Health Coalition 1717 Kettner Boulevard Suite 100 San Diego California 92101						
to support its participation in the San Diego regional collaborative of the California Works for Better Health project, a statewide initiative designed to improve the health and economic opportunity of residents living in California	0 00	180,000 00	60,000 00	0 00	0 00	120,000 00
Fresno Center For New Americans 4879 E Kings Canyon Road Fresno California 93727						
to support its participation in the Fresno regional collaborative of the California Works for Better Health project, a statewide initiative designed to improve the health and economic opportunity of residents living in California	0 00	180,000 00	60,000 00	0 00	0 00	120,000 00
Fresno Leadership Foundation 3845 N Clark, Suite 205 Fresno California 93726						
to support its participation in the Fresno regional collaborative of the California Works for Better Health project, a statewide initiative designed to improve the health and economic opportunity of residents living in California	0 00	180,000 00	60,000 00	0 00	0 00	120,000 00
Los Angeles Metropolitan Churches 4704 South Central Avenue Los Angeles, California 90011						
to support the participation of its project, United African American Ministerial Council, in the San Diego regional collaborative of the California Works for Better Health project, a statewide initiative designed to improve the health and economic opportunity of residents living in California	0 00	180,000 00	60,000 00	0 00	0 00	120,000 00
Metropolitan Area Advisory Committee on Anti-Poverty of San Diego County, Inc 22 West 35th Street Suite 100 National City California 91950						
to support its participation in the San Diego regional collaborative of the California Works for Better Health project, a statewide initiative designed to improve the health and economic opportunity of residents living in California	0 00	180,000 00	60,000 00	0 00	0 00	120,000 00
Mutual Assistance Network of Del Paso Heights 811 Grant Avenue Suite A-3 Sacramento, California 95838						
to support its participation in the Sacramento regional collaborative of the California Works for Better Health project, a statewide initiative designed to improve the health and economic opportunity of residents living in California	0 00	180,000 00	60,000 00	0 00	0 00	120,000 00

THE ROCKEFELLER FOUNDATION
Identification Number 13-1659629
GRANTS AND EXPENDITURES REPORT

Attachment #2 A
Page 305 of 327

PROGRAM COUNTRY US STATE Grantee Name(s) - Person(s) or Institution(s) Purpose	UNEXPENDED BALANCE AS OF 01-Jan-2000	APPROVED IN 2000	NET EXPENDITURES AS OF Dec-2000	LAPSES (incl canc & recens) IN 2000	REVERSIONS (incl canc & recens) IN 2000	UNEXPENDED BALANCE AS OF Dec-2000
STRATEGIC ALLIANCE						
UNITED STATES						
CALIFORNIA						
National Economic Development & Law Center 2201 Broadway, Suite 815 Oakland California 94612						
to implement the first part of a multi-staged technical assistance program for sixteen community-building organizations in four regions of California	0 00	225,898 00	225,898 00	0 00	0 00	0 00
Sacramento Valley Organizing Committee 3263 1st Avenue Sacramento, California 95817						
to support its participation in the Sacramento regional collaborative of the California Works for Better Health project, a statewide initiative designed to improve the health and economic opportunity of residents living in California	0 00	180,000 00	60,000 00	0 00	0 00	120,000 00
San Diego Organizing Project 4639 30th Street, Suite C San Diego California 92116						
to support its participation in the San Diego regional collaborative of the California Works for Better Health project, a statewide initiative designed to improve the health and economic opportunity of residents living in California	0 00	180,000 00	60,000 00	0 00	0 00	120,000 00
Strategic Concepts in Organizing and Policy Education 1715 West Florence Avenue, 2nd Floor Los Angeles, California 90047						
to support its participation in the Los Angeles regional collaborative of the California Works for Better Health project, a statewide initiative designed to improve the health and economic opportunity of residents living in California	0 00	180,000 00	60,000 00	0 00	0 00	120,000 00
NEW YORK						
Manpower Demonstration Research Corporation 16 East 34th Street New York New York 10016-4326						
to evaluate the implementation of California Works for Better Health, Phase I	0 00	560,000 00	346,297 60	0 00	0 00	213,702 40
WASHINGTON DC						
Center for Community Change 1000 Wisconsin Avenue, N.W. Washington Washington DC 20007						
to support the participation of its project, the Alameda Corridor Jobs Coalition, in the Los Angeles regional collaborative of the California Works for Better Health project, a statewide initiative designed to improve the health and economic opportunity of residents living in California	0 00	180,000 00	60,000 00	0 00	0 00	120,000 00

THE ROCKEFELLER FOUNDATION
Identification Number 13-1659629
GRANTS AND EXPENDITURES REPORT

Attachment #2 A
Page 306 of 327

PROGRAM COUNTRY US STATE Grantee Name(s) - Person(s) or Institution(s) Purpose	UNEXPENDED BALANCE AS OF 01-Jan-2000	APPROVED IN 2000	NET EXPENDITURES AS OF Dec-2000	LAPSES (incl canc & recens) IN 2000	REVERSIONS (incl canc & recens) IN 2000	UNEXPENDED BALANCE AS OF Dec-2000
STRATEGIC ALLIANCE						
GENERAL - FOUNDATION ADMINISTERED PROJECTS						
for administrative costs associated with the Strategic Alliance between the Rockefeller Foundation and The California Endowment	2,039 31	0 00	1,786 59	0 00	0 00	252 72
toward administrative costs associated with assessing six potential sites in California for the Strategic Alliance program	160,000 00	0 00	120,070 00	0 00	0 00	39,930 00
toward administrative costs associated with planning activities for a leadership development component for the California Works for Better Health program	20,000 00	0 00	16,893 91	0 00	0 00	3,106 09
toward administrative costs associated with the Strategic Alliance between the Rockefeller Foundation and The California Endowment	83,241 76	0 00	81,378 09	0 00	0 00	1,863 67
TOTAL 22 - STRATEGIC ALLIANCE	265,281 07	3,665,898 00	1,752,324 19	0 00	0 00	2,178,854 88

THE ROCKEFELLER FOUNDATION
 Identification Number 13-1659629
 GRANTS AND EXPENDITURES REPORT

Attachment #2 A
 Page 307 of 327

PROGRAM COUNTRY US STATE Grantee Name(s) - Person(s) or Institution(s) Purpose	UNEXPENDED BALANCE AS OF 01-Jan-2000	APPROVED IN 2000	NET EXPENDITURES AS OF Dec-2000	LAPSES (incl canc & recens) IN 2000	REVERSIONS (incl canc & recens) IN 2000	UNEXPENDED BALANCE AS OF Dec-2000
UNDERSTANDING DEVELOPMENT						
UNITED STATES						
CONNECTICUT						
Yale University						
Woodbridge Hall						
105 Wall Street						
New Haven Connecticut 06510						
to build the analytic capacity for evaluating how public policy and technological change in low-income countries contribute to differences in production and consumption between men and women	825,000 00	0 00	0 00	0 00	0 00	825,000 00
TOTAL 1 - UNDERSTANDING DEVELOPMENT	825,000 00	0 00	0 00	0 00	0 00	825,000 00

THE ROCKEFELLER FOUNDATION
Identification Number 13-1659629
GRANTS AND EXPENDITURES REPORT

Attachment #2 A
Page 308 of 327

PROGRAM COUNTRY US STATE Grantee Name(s) - Person(s) or Institution(s) Purpose	UNEXPENDED BALANCE AS OF 01-Jan-2000	APPROVED IN 2000	NET EXPENDITURES AS OF Dec-2000	LAPSES (incl cancels & recs) IN 2000	REVERSIONS (incl cancels & recs) IN 2000	UNEXPENDED BALANCE AS OF Dec-2000
WORKING COMMUNITIES						
ENGLAND						
Institute for Public Policy Research 30-32 Southampton Street London WC2E 7RA England						
to bring together policymakers from Europe, Australia, and the United States to exchange ideas about how democratic governments can respond to the twin challenges of globalization and technological change	0 00	42,376 00	42,376 00	0 00	0 00	0 00
SWITZERLAND						
International Labour Organisation CH-1211 Geneva 22 Switzerland						
to support a workshop on migrant worker remittances and micro-finance initiatives to enhance investment in and improve the lives of family members in migrants' home countries	0 00	75,000 00	75,000 00	0 00	0 00	0 00
toward the costs of conducting several pilot surveys of socio-economic security among the poor, a research workshop on insecurity measures, and a major international conference on socio-economic security	0 00	175,000 00	175,000 00	0 00	0 00	0 00
Office of the United Nations High Commissioner for Human Rights United Nations Office at Geneva CH-1211 Geneva 10 Switzerland						
toward the costs of a conference to be held in South Africa to increase awareness about racism and its consequences in the 21st century	0 00	400,000 00	400,000 00	0 00	0 00	0 00
UNITED KINGDOM						
Institute of Development Studies University of Sussex Brighton BN1 9RE United Kingdom						
to support the production and distribution of a manual outlining methods of carrying out global value chain research and analysis that can be used by grassroots organizations like those that are part of the Self Employed Women's Association and HomeNet International to assist in projecting employment opportunities for low-skilled workers	0 00	62,500 00	62,500 00	0 00	0 00	0 00
Loughborough University Loughborough Leicestershire LE11 3TU United Kingdom						
to examine how the British "New Deal" welfare reform program can inform the impending United States debate on the reauthorization of welfare reform legislation	0 00	54,000 00	54,000 00	0 00	0 00	0 00

THE ROCKEFELLER FOUNDATION
 Identification Number 13-1659629
 GRANTS AND EXPENDITURES REPORT

Attachment #2 A
 Page 309 of 327

PROGRAM COUNTRY US STATE Grantee Name(s) - Person(s) or Institution(s) Purpose	UNEXPENDED BALANCE AS OF 01-Jan-2000	APPROVED IN 2000	NET EXPENDITURES AS OF Dec-2000	LAPSES (incl cancels & recs) IN 2000	REVERSIONS (incl cancels & recs) IN 2000	UNEXPENDED BALANCE AS OF Dec-2000
WORKING COMMUNITIES						
UNITED STATES						
CALIFORNIA						
Asian Pacific American Legal Center of Southern California Inc 1145 Wilshire Blvd 2nd Floor Los Angeles California 90017						
for continued support of its Fair Redistricting Project	0 00	400,000 00	200,000 00	0 00	0 00	200,000 00
Bay Area Institute 660 Market St., Ste 210 San Francisco, California 94104						
to expand its New California Media into a statewide collaboration of ethnic news organizations aimed at enhancing inter-ethnic collaboration and civic education	0 00	100,000 00	100,000 00	0 00	0 00	0 00
California State University, Hayward 25976 Carlos Bee Blvd Hayward California 94542						
to create a collaborative among local communities, Alameda County, and California State University at Hayward in order to enhance the county's implementation of employment-related policies	0 00	75,000 00	75,000 00	0 00	0 00	0 00
California Tomorrow 1904 Franklin Street Suite 300 Oakland, California 94612						
to catalyze and provide leadership in setting a new agenda for public education that infuses the issues of immigrants into key school reform and social justice dialogues nationally and that affirms that it is possible to be bicultural and bilingual	0 00	178,835 00	178,835 00	0 00	0 00	0 00
Center on Policy Initiatives 4002 Kearny Mesa Road San Diego California 92111						
for general support of its work to promote improving standards of living for poor and moderate-income families in San Diego through research, policy development and public education	0 00	175,000 00	175,000 00	0 00	0 00	0 00
Community Partners 606 S Olive Street, Suite 2400 Los Angeles California 90014-1604						
to establish the Lucy Esquivel Memorial Fund, in recognition of her life and contributions toward the William Mead Housing Development, by providing support to others in their efforts to attain similar leadership capabilities	0 00	5,000 00	5,000 00	0 00	0 00	0 00

THE ROCKEFELLER FOUNDATION
Identification Number 13-1659629
GRANTS AND EXPENDITURES REPORT

Attachment #2 A
Page 310 of 327

PROGRAM COUNTRY US STATE Grantee Name(s) - Person(s) or Institution(s) Purpose	UNEXPENDED BALANCE AS OF 01-Jan-2000	APPROVED IN 2000	NET EXPENDITURES AS OF Dec-2000	LAPSES (incl canc & recens) IN 2000	REVERSIONS (incl canc & recens) IN 2000	UNEXPENDED BALANCE AS OF Dec-2000
WORKING COMMUNITIES						
UNITED STATES						
CALIFORNIA						
Community Partners						
toward continued support of its Initiative, The Advancement Project	0 00	350,000 00	350,000 00	0 00	0 00	0 00
toward its Advancement Project's Project Forum on Race and Democracy, which seeks to build a network of influential actors in key social movements to explore shared interests and possible collaborations across movements	0 00	300,000 00	300,000 00	0 00	0 00	0 00
Consensus Organizing Institute 3911 Fifth Avenue, Suite 300 San Diego California 92103						
toward the costs of its reorganization	0 00	75,000 00	75,000 00	0 00	0 00	0 00
Hispanics In Philanthropy 2606 Dwight Way Berkeley California 94704						
to support the Funders' Collaborative for the Strong Latino Communities' initiative to build organizational capacity among, and a broader funding base for, Latino nonprofit organizations in the United States	0 00	750,000 00	750,000 00	0 00	0 00	0 00
Human Services Alliances 1125 West Sixth Street Suite 302 Los Angeles California 90017						
to provide support for a survey of the childcare needs of 600 low-income families in Los Angeles County, to generate public education materials on childcare issues, and to develop workshops to train social service providers and low-income residents to advocate for subsidized childcare that meets their needs	0 00	60,000 00	60,000 00	0 00	0 00	0 00
Mexican American Legal Defense and Educational Fund 634 S Spring St 11th Floor Los Angeles California 90014						
for its 2000-2001 Redistricting Project to ensure fair representation for Latinos and other minorities in the redistricting process that will result from the year 2000 census	0 00	150,000 00	75,000 00	0 00	0 00	75,000 00
National Community Building Network 1624 Franklin Street Suite 1000 Oakland California 94612						
to provide continued core support	0 00	350,000 00	350,000 00	0 00	0 00	0 00

THE ROCKEFELLER FOUNDATION
Identification Number 13-1659629
GRANTS AND EXPENDITURES REPORT

Attachment #2 A
Page 311 of 327

PROGRAM COUNTRY US STATE Grantee Name(s) - Person(s) or Institution(s) Purpose	UNEXPENDED BALANCE AS OF 01-Jan-2000	APPROVED IN 2000	NET EXPENDITURES AS OF Dec-2000	LAPSES (incl cancs & recens) IN 2000	REVERSIONS (incl cancs & recens) IN 2000	UNEXPENDED BALANCE AS OF Dec-2000
WORKING COMMUNITIES						
UNITED STATES						
CALIFORNIA						
National Housing Development Corporation 10621 Civic Center Drive 1st Floor Rancho Cucamonga California 91730						
to provide initial seed capital for its program to acquire and preserve at-risk affordable housing throughout the country and eventually transfer ownership/management to local non-profit organizations, increasing their capacity	0 00	150,000 00	150,000 00	0 00	0 00	0 00
Omega Boys Club of San Francisco P O Box 884463 San Francisco California 94188-4463						
to improve the financial stability of its anti-violence radio show for urban youth	0 00	100,000 00	100,000 00	0 00	0 00	0 00
OpNet Community Ventures Inc 965 Mission Street Suite 750 San Francisco California 94103						
toward general support	0 00	75,000 00	75,000 00	0 00	0 00	0 00
PolicyLink 101 Broadway Oakland California 94607						
to provide general support for an emerging national community building policy institute	0 00	1,500,000 00	1,500,000 00	0 00	0 00	0 00
San Francisco League of Urban Gardeners 2088 Oakdale Avenue San Francisco, California 94124						
In support of its project, the Southeast Neighborhood Jobs Initiative Roundtable	0 00	50,000 00	50,000 00	0 00	0 00	0 00
Stanford University Stanford California 94305						
to support the development of an internet-based matching service that matches the needs of non-profit organizations with graduate students and faculty at various levels of higher education	0 00	50,000 00	50,000 00	0 00	0 00	0 00
Strategic Concepts In Organizing and Policy Education 1715 West Florence Avenue 2nd Floor Los Angeles, California 90047						
to provide core support for economic development and community organizing activities in Los Angeles	0 00	100,000 00	100,000 00	0 00	0 00	0 00

THE ROCKEFELLER FOUNDATION
Identification Number 13-1659629
GRANTS AND EXPENDITURES REPORT

Attachment #2 A
Page 312 of 327

PROGRAM COUNTRY US STATE Grantee Name(s) - Person(s) or Institution(s) Purpose	UNEXPENDED BALANCE AS OF 01-Jan-2000	APPROVED IN 2000	NET EXPENDITURES AS OF Dec-2000	LAPSES (incl cancels & recs) IN 2000	REVERSIONS (incl cancels & recs) IN 2000	UNEXPENDED BALANCE AS OF Dec-2000
WORKING COMMUNITIES						
UNITED STATES						
CALIFORNIA						
The San Francisco Chamber of Commerce 235 Montgomery Street 12th Floor San Francisco California 94104						
toward the costs of incubating individual development account, pre-employment training and career advancement programs of its San Francisco Works project	0 00	100,000 00	100,000 00	0 00	0 00	0 00
University of California San Francisco 3rd and Parnassus Avenues San Francisco, California 94143						
to support the implementation and documentation of a university-community partnership to enhance employment and economic opportunities in low-income areas of San Francisco	0 00	100,000 00	100,000 00	0 00	0 00	0 00
University of California Santa Barbara Santa Barbara California 93106						
to provide additional support for the Institutions of Higher Education and Community Partnership Conference	0 00	13,000 00	13,000 00	0 00	0 00	0 00
Uprising Community Plus, Inc 1400 Evans Avenue San Francisco California 94124						
to provide support for the final phase of the feasibility study and application process to establish a community-controlled credit union in Bayview Hunters Point	0 00	25,000 00	25,000 00	0 00	0 00	0 00
Urban Strategies Council 672 13th Street Suite 200 Oakland California 94612						
In support of its Community Building Support Center	0 00	225,000 00	225,000 00	0 00	0 00	0 00
toward core support	0 00	225,000 00	225,000 00	0 00	0 00	0 00
William C Velasquez Institute, Inc 2914 N Main Street First Floor Los Angeles California 90031						
for general support of its work to improve political and economic participation of Latino communities in the United States	0 00	125,000 00	125,000 00	0 00	0 00	0 00

THE ROCKEFELLER FOUNDATION
Identification Number 13-1659629
GRANTS AND EXPENDITURES REPORT

Attachment #2.A
Page 313 of 327

PROGRAM COUNTRY US STATE Grantee Name(s) - Person(s) or Institution(s) Purpose	UNEXPENDED BALANCE AS OF 01-Jan-2000	APPROVED IN 2000	NET EXPENDITURES AS OF Dec-2000	LAPSES (Incl cancels & recs) IN 2000	REVERSIONS (Incl cancels & recs) IN 2000	UNEXPENDED BALANCE AS OF Dec-2000
WORKING COMMUNITIES						
UNITED STATES						
CALIFORNIA						
Young Community Developers 1715 Yosemite Avenue San Francisco, California 94124						
to support organizational infrastructure and capacity building activities	0 00	75,000 00	75,000 00	0 00	0 00	0 00
COLORADO						
Native American Rights Fund 1506 Broadway Boulder Colorado 80302-6296						
for general support of the Native American Rights Fund Human Rights Project	0 00	325,000 00	162,500 00	0 00	0 00	162,500 00
FLORIDA						
Collins Center for Public Policy Inc Cawthon House Martin Luther King Jr Blvd P O Box 1658 Tallahassee, Florida 32302-1658						
to support its project, Funders' Network for Smart Growth and Livable Communities, exploring how funders and practitioners can effectively advance an equity agenda in the emerging smart growth movement	0 00	40,000 00	40,000 00	0 00	0 00	0 00
to support the Funders' Network for Smart Growth and Livable Communities conference on "Smart Investing in California Communities"	0 00	10,000 00	10,000 00	0 00	0 00	0 00
ILLINOIS						
Chapin Hall Center for Children University of Chicago 1313 East Sixteenth St Chicago, Illinois 60637						
to support the completion of a publication on power and race	0 00	10,000 00	10,000 00	0 00	0 00	0 00
Chicago Jobs Council 332 S Michigan Avenue Suite 500 Chicago, Illinois 60604-4302						
to support the activities of The WorkFund, its workforce capacity building initiative for job training and employment service providers who are contracted under the Workforce Investment Act	0 00	100,000 00	100,000 00	0 00	0 00	0 00

THE ROCKEFELLER FOUNDATION
Identification Number 13-1659629
GRANTS AND EXPENDITURES REPORT

Attachment #2 A
Page 314 of 327

PROGRAM COUNTRY US STATE Grantee Name(s) - Person(s) or Institution(s) Purpose	UNEXPENDED BALANCE AS OF 01-Jan-2000	APPROVED IN 2000	NET EXPENDITURES AS OF Dec-2000	LAPSES (incl canc & recens) IN 2000	REVERSIONS (incl canc & recens) IN 2000	UNEXPENDED BALANCE AS OF Dec-2000
WORKING COMMUNITIES						
UNITED STATES						
ILLINOIS						
Chicago Lawyers' Committee for Civil Rights Under Law Inc 100 North LaSalle Street Suite 600 Chicago Illinois 60602-2403						
In support of its Economic Opportunity Program to increase the capacity of individuals to access and sustain high-quality employment	0 00	100,000 00	100,000 00	0 00	0 00	0 00
Community Renewal Society 332 S Michigan Ave Ste 500 Chicago, Illinois 60604						
toward continued support for its publication, The Chicago Reporter	0 00	50,000 00	50,000 00	0 00	0 00	0 00
DePaul University 25 East Jackson Boulevard Chicago, Illinois 60604-2287						
for use by its Egan Urban Center to assess diversity among technical assistance providers	0 00	20,000 00	20,000 00	0 00	0 00	0 00
University of Chicago 5801 South Ellis Avenue Chicago Illinois 60637						
to support comparative research by the Black Civil Society Project of the Center for the Study of Race, Politics & Culture on civic association among different populations in the United States, especially African American communities	0 00	85,000 00	85,000 00	0 00	0 00	0 00
LOUISIANA						
Tulane University 6823 St Charles Avenue New Orleans Louisiana 70118						
to support the development of resident-driven community service projects in partnerships with the New Orleans Center for the Urban Community	0 00	50,000 00	50,000 00	0 00	0 00	0 00
MARYLAND						
Development Training Institute 2510 St Paul Street Baltimore, Maryland 21218						
to support research into strategies to promote human capital development	0 00	81,000 00	81,000 00	0 00	0 00	0 00

THE ROCKEFELLER FOUNDATION
Identification Number 13-1659629
GRANTS AND EXPENDITURES REPORT

Attachment #2 A
Page 315 of 327

PROGRAM COUNTRY US STATE Grantee Name(s) - Person(s) or Institution(s) Purpose	UNEXPENDED BALANCE AS OF 01-Jan-2000	APPROVED IN 2000	NET EXPENDITURES AS OF Dec-2000	LAPSES (incl cancels & recans) IN 2000	REVERSIONS (incl cancels & recans) IN 2000	UNEXPENDED BALANCE AS OF Dec-2000
WORKING COMMUNITIES						
UNITED STATES						
MARYLAND						
Enterprise Foundation American City Building 10227 Wincopin Circle Suite 500 Columbia Maryland 21044						
for the third round of the National Community Development Initiative	0 00	1,315,000 00	1,315,000 00	0 00	0 00	0 00
MASSACHUSETTS						
Brandels University 415 South Street Waltham, Massachusetts 02454-9110						
to support a research project examining the experiences, training, and expectations of a sample of 1,000 low-skilled female workers doing entry-level healthcare and clerical/office work employed by major temporary help agencies	0 00	85,000 00	85,000 00	0 00	0 00	0 00
CitySkills Inc 134 Coolidge Ave Watertown Massachusetts 02472						
to support organizational development and web site expansion for its work in job training and placement of lower-income urban adults into web development careers	0 00	125,000 00	125,000 00	0 00	0 00	0 00
CLF Services 62 Summer Street Boston Massachusetts 02110						
to support its development, in collaboration with the Potomac Coalition, of a business plan for democratic investing - an investment vehicle targeted at creating wealth in poor communities and focusing on democratic control of investments and citizen involvement in their deployment to serve the priorities of marginalized communities	0 00	100,000 00	100,000 00	0 00	0 00	0 00
Conservation Law Foundation, Inc 82 Summer Street Boston Massachusetts 02110-1016						
for general support of its Greater Boston Institute	0 00	275,000 00	275,000 00	0 00	0 00	0 00
Harvard University Cambridge, Massachusetts 02138						
for use by the John F Kennedy School of Government's Harvard Project on American Indian Economic Development toward its awards program honoring contributions in the governance of American Indian Nations	0 00	100,000 00	100,000 00	0 00	0 00	0 00
to support a theoretical and case study review of community building and its contribution to reducing social and economic disparities	0 00	99,256 00	99,256 00	0 00	0 00	0 00

THE ROCKEFELLER FOUNDATION
Identification Number 13-1659629
GRANTS AND EXPENDITURES REPORT

Attachment #2 A
Page 316 of 327

PROGRAM COUNTRY US STATE Grantee Name(s) - Person(s) or Institution(s) Purpose	UNEXPENDED BALANCE AS OF 01-Jan-2000	APPROVED IN 2000	NET EXPENDITURES AS OF Dec-2000	LAPSES (incl canc & recens) IN 2000	REVERSIONS (incl canc & recens) IN 2000	UNEXPENDED BALANCE AS OF Dec-2000
WORKING COMMUNITIES						
UNITED STATES						
MASSACHUSETTS						
Initiative for a Competitive Inner City 727 Atlantic Avenue Boston, Massachusetts 02111						
for the production of a corporate strategy case study on the MillsWorks Learning & Development Center, a project of the Nashville Jobs Partnership	0 00	85,000 00	85,000 00	0 00	0 00	0 00
to support the documentation and dissemination of workforce recruiting, retention and advancement practices of fast-growing inner-city companies	0 00	350,000 00	350 000 00	0 00	0 00	0 00
Jobs for the Future Inc 88 Broad Street 8th Floor Boston Massachusetts 02110						
to support 1) a six-month planning process to develop new non-profit and commercial workforce development enterprises for low-skilled workers, and 2) informational activities for policymakers of diverse perspectives about welfare and education policy priorities	0 00	260,000 00	0 00	0 00	0 00	260,000 00
to support communication and dissemination activities related to a national conference entitled Low Wage Workers in the New Economy	0 00	50,000 00	50,000 00	0 00	0 00	0 00
Management Consulting Services Inc 95 Berkeley Street, Suite 412 Boston Massachusetts 02116						
to support the planning phase for its project to build the capacity of workforce development organizations in the Boston area	0 00	43,000 00	0 00	0 00	0 00	43,000 00
Massachusetts Institute of Technology 77 Massachusetts Avenue, Room E19-750 Cambridge Massachusetts 02139						
for general support for the Center for Reflective Community Practice	0 00	100,000 00	100,000 00	0 00	0 00	0 00
National Bureau of Economic Research Inc (NBER) 1050 Massachusetts Avenue Cambridge Massachusetts 02138						
to support a research project examining the impact of employee stock ownership and option plans on worker compensation, voice, and inequality within and between firms	0 00	100,000 00	100,000 00	0 00	0 00	0 00

THE ROCKEFELLER FOUNDATION
Identification Number 13-1659629
GRANTS AND EXPENDITURES REPORT

Attachment #2 A
Page 317 of 327

PROGRAM COUNTRY US STATE Grantee Name(s) - Person(s) or Institution(s) Purpose	UNEXPENDED BALANCE AS OF 01-Jan-2000	APPROVED IN 2000	NET EXPENDITURES AS OF Dec-2000	LAPSES (Incl cancels & recs) IN 2000	REVERSIONS (Incl cancels & recs) IN 2000	UNEXPENDED BALANCE AS OF Dec-2000
WORKING COMMUNITIES						
UNITED STATES						
MISSISSIPPI						
Southern Echo Inc PO Box 2450 Jackson, Mississippi 39225						
for continued support of efforts to build capacity of African-American communities in Mississippi and the southern region to participate productively in local policy-making and governance	0 00	175,000 00	175,000 00	0 00	0 00	0 00
MISSOURI						
University of Missouri-Columbia 310 Jesse Hall Columbia Missouri 65211-1230						
to generate reports about knowledge from research on education, and to sponsor conferences designed to refocus public attention on the special needs of children from poor communities and their schools	0 00	199,809 00	199,809 00	0 00	0 00	0 00
NEW MEXICO						
Barelas Community Development Corporation 700 Fourth Street P O Box 25721 Albuquerque New Mexico 87125-5721						
to assist the Barelas Community to participate in a comprehensive citywide redevelopment plan in Albuquerque, New Mexico	0 00	15,000 00	15,000 00	0 00	0 00	0 00
NEW YORK						
Community Development Venture Capital Alliance 9 East 47th Street 5th floor New York New York 10017						
to support its activities that encourage traditional venture capital funds and angel capital investors to provide equity finance and technical assistance to businesses that provide good jobs to low-income people	0 00	300,000 00	300,000 00	0 00	0 00	0 00
Community Resource Exchange 39 Broadway, 10th Floor New York New York 10006						
to support a scan of the field of partnerships between institutions of higher education and communities nationwide in order to determine the partnerships' applicability in New York City	0 00	50,000 00	50,000 00	0 00	0 00	0 00
Community Voices Heard 170 E 116th Street, 1E New York, New York 10029						
toward general support for grass-roots organizing and outreach among low-income residents to encourage and facilitate their participation in policy debates around welfare reform, workfare and job creation in New York City and State	0 00	150,000 00	150,000 00	0 00	0 00	0 00

THE ROCKEFELLER FOUNDATION
Identification Number 13-1659629
GRANTS AND EXPENDITURES REPORT

Attachment #2 A
Page 318 of 327

PROGRAM COUNTRY US STATE Grantee Name(s) - Person(s) or Institution(s) Purpose	UNEXPENDED BALANCE AS OF 01-Jan-2000	APPROVED IN 2000	NET EXPENDITURES AS OF Dec-2000	LAPSES (incl cancels & recs) IN 2000	REVERSIONS (incl cancels & recs) IN 2000	UNEXPENDED BALANCE AS OF Dec-2000
WORKING COMMUNITIES						
UNITED STATES						
NEW YORK						
Corporation for Supportive Housing 50 Broadway 17th Floor New York, New York 10004						
to strengthen the housing-based employment services delivered to tenants of supportive housing	0 00	225,000 00	225,000 00	0 00	0 00	0 00
Fiscal Policy Institute 1 Lear Jet Lane Latham, New York 12110						
to support (a) sectoral analyses of New York City's economy, including the wages and benefits provided by non-profit social service agencies that employ many former welfare recipients, (b) monitoring of the implementation of the Workforce Investment Act, and (c) a survey and series of eight focus groups of New York public opinion on welfare and workforce development issues	0 00	175,000 00	175,000 00	0 00	0 00	0 00
Fund for the City of New York Inc 121 Avenue of the Americas New York New York 10013-1590						
for use by its Center on Court Innovation to support an exchange between U S and U K policymakers and practitioners in juvenile justice to review policy reforms involving community-based justice activities	0 00	150,000 00	150,000 00	0 00	0 00	0 00
Graduate School and University Center City University of New York 365 Fifth Avenue New York, New York 10016-4309						
to support the Democracy Study Project of its Howard Samuels State Management and Policy Center	0 00	270 000 00	275,430 00	0 00	0 00	-5,430 00
Hostos Community College 500 Grand Concourse Rm B-447 Bronx New York 10451						
to enhance Hostos Community College's institutional capacity to serve its surrounding South Bronx neighborhood	0 00	73,122 00	73,122 00	0 00	0 00	0 00
Local Initiatives Support Corporation 733 Third Avenue, 8th Floor New York New York 10017-3204						
for the third round of the National Community Development Initiative	0 00	935,000 00	935,000 00	0 00	0 00	0 00

THE ROCKEFELLER FOUNDATION
Identification Number 13-1659629
GRANTS AND EXPENDITURES REPORT

Attachment #2 A
Page 319 of 327

PROGRAM COUNTRY US STATE Grantee Name(s) - Person(s) or Institution(s) Purpose	UNEXPENDED BALANCE AS OF 01-Jan-2000	APPROVED IN 2000	NET EXPENDITURES AS OF Dec-2000	LAPSES (incl cancels & recs) IN 2000	REVERSIONS (incl cancels & recs) IN 2000	UNEXPENDED BALANCE AS OF Dec-2000
WORKING COMMUNITIES						
UNITED STATES						
NEW YORK						
Manpower Demonstration Research Corporation 16 East 34th Street New York New York 10016-4326						
to convene a workgroup of social scientists, practitioners and evaluators to assess and analyze a draft MDRC publication on collaboration in the foundation's Jobs Plus demonstration sites	0 00	12,526 00	12,526 00	0 00	0 00	0 00
to provide operations support for the Neighborhood Jobs Initiative	0 00	850,000 00	425,000 00	0 00	0 00	425,000 00
to provide support for a California conference on the impact of welfare and workforce development policy reform	0 00	20,000 00	0 00	0 00	0 00	20,000 00
to support the analysis of performance-based contracting and community service jobs as part of a three-year implementation study of the Wisconsin Works program in Milwaukee	0 00	100,000 00	100,000 00	0 00	0 00	0 00
to support the evaluation of the Jobs Plus Demonstration	0 00	2,000,000 00	1,000,000 00	0 00	0 00	1,000,000 00
NAACP Legal Defense and Educational Fund 99 Hudson St Suite 1600 New York New York 10013-2897						
for continuing support for fair redistricting efforts	0 00	150,000 00	75,000 00	0 00	0 00	75,000 00
Puerto Rican Legal Defense and Education Fund 99 Hudson Street 14th floor New York New York 10013-2872						
to support its Civic Participation and Voting Rights Project, a comprehensive and multi-faceted approach to voting rights to meet the growing needs of the Latino community	0 00	150,000 00	75,000 00	0 00	0 00	75,000 00
State University of New York Room T 12 State University Plaza Albany New York 12246						
for use by the Nelson A. Rockefeller Institute of Government as bridge support for a multi-site study of the implementation by caseworkers of policies articulated by state and local officials for Temporary Aid to Needy Families	0 00	58,703 00	58,703 00	0 00	0 00	0 00

THE ROCKEFELLER FOUNDATION
Identification Number 13-1659629
GRANTS AND EXPENDITURES REPORT

Attachment #2 A
Page 320 of 327

PROGRAM COUNTRY US STATE Grantee Name(s) - Person(s) or Institution(s) Purpose	UNEXPENDED BALANCE AS OF 01-Jan-2000	APPROVED IN 2000	NET EXPENDITURES AS OF Dec-2000	LAPSES (incl cancels & recs) IN 2000	REVERSIONS (incl cancels & recs) IN 2000	UNEXPENDED BALANCE AS OF Dec-2000
WORKING COMMUNITIES						
UNITED STATES						
NEW YORK						
The Philanthropic Collaborative Inc 30 Rockefeller Plaza New York New York 10012						
In support of its project, Demos, to create a high-profile national discussion entitled "The Common Wealth Project," aimed at raising public consciousness about the growing problem of economic inequality and poverty in the United States	0 00	300,000 00	300,000 00	0 00	0 00	0 00
NORTH CAROLINA						
University of North Carolina at Chapel Hill CB #3210 Hamilton Hall Chapel Hill North Carolina 27599						
to support a research study investigating the impact of for-profit temporary agencies on the paths to work and on the earnings and employment tenure of low-skilled workers and public assistance recipients in Missouri and North Carolina in the 1990s	0 00	100,000 00	100,000 00	0 00	0 00	0 00
Uplift, Inc 400-A West Whittington Street Greensboro, North Carolina 27406						
for a planning grant for development of the Jubilee Institute, a training institute to create the institutional capacity to lead ongoing productive community discourse around issues of race, policy and democracy in the city of Greensboro, North Carolina	0 00	200,000 00	200,000 00	0 00	0 00	0 00
OHIO						
The Learning Communities Network Inc 1422 Euclid Avenue Suite 1668 Cleveland Ohio 44115						
to help a network of urban school districts connect district level reform policy to school practice and take the lessons of network back into the arenas of policy, research, and practice	0 00	2,550,000 00	950,000 00	0 00	0 00	1,600,000 00
PENNSYLVANIA						
University of Pennsylvania Philadelphia, Pennsylvania 19104-6380						
In support of the Campbell Collaboration to produce and maintain systematic reviews of studies of the effectiveness of social and education interventions	0 00	50,000 00	50,000 00	0 00	0 00	0 00

THE ROCKEFELLER FOUNDATION
Identification Number 13-1659629
GRANTS AND EXPENDITURES REPORT

Attachment #2 A
Page 321 of 327

PROGRAM COUNTRY US STATE Grantee Name(s) - Person(s) or Institution(s) Purpose	UNEXPENDED BALANCE AS OF 01-Jan-2000	APPROVED IN 2000	NET EXPENDITURES AS OF Dec-2000	LAPSES (incl cancels & recs) IN 2000	REVERSIONS (incl cancels & recs) IN 2000	UNEXPENDED BALANCE AS OF Dec-2000
WORKING COMMUNITIES						
UNITED STATES						
RHODE ISLAND						
Brown University P O Box 1860 Providence, Rhode Island 02912						
to support the work of the Annenberg Institute for School Reform's National Task Force on the Future of Urban Districts to develop, advocate for, and implement designs to increase the quality and effectiveness of supports needed to create communities of successful schools for all children	0 00	400,000 00	200,000 00	0 00	0 00	200,000 00
TENNESSEE						
Council of Community Services Nashville and Davidson County 2012 21st Avenue South Nashville Tennessee 37212						
to support the design of a program that will improve the organizational effectiveness of community-based organizations providing job training and employment-related services to poor and excluded urban residents	0 00	50,000 00	50,000 00	0 00	0 00	0 00
The University of Memphis 341 Administration Building Memphis Tennessee 38152						
to support the development of a consortium of partnerships between institutions of higher education and communities	0 00	50,000 00	50,000 00	0 00	0 00	0 00
to support the Race and Nation in the Global South initiative of its Center for Research on Women, which will create knowledge about the southern region's changing demographics	0 00	50,000 00	50,000 00	0 00	0 00	0 00
TEXAS						
Cornerstone Assistance Network Inc 6924 Glenview Drive Ft Worth Texas 76180						
to support the design of a program that will improve the organizational effectiveness of community-based organizations providing job training and employment-related services to poor and excluded urban residents	0 00	25,000 00	25,000 00	0 00	0 00	0 00
San Antonio Independent School District 141 Lavaca Street San Antonio Texas 78210-1095						
toward continued implementation of the Rockefeller Foundation Initiative, Building District Infrastructures for Professional Development	0 00	425,000 00	280,500 00	0 00	0 00	144,500 00
University of Texas at Austin Austin Texas 78713						
to support a research project examining the markets and industries that professional employer organizations and temporary agencies are serving in the United States economy	0 00	65,000 00	65,000 00	0 00	0 00	0 00

THE ROCKEFELLER FOUNDATION
Identification Number 13-1659629
GRANTS AND EXPENDITURES REPORT

Attachment #2 A
Page 322 of 327

PROGRAM COUNTRY US STATE Grantee Name(s) - Person(s) or Institution(s) Purpose	UNEXPENDED BALANCE AS OF 01-Jan-2000	APPROVED IN 2000	NET EXPENDITURES AS OF Dec-2000	LAPSES (incl cancs & recens) IN 2000	REVERSIONS (incl cancs & recens) IN 2000	UNEXPENDED BALANCE AS OF Dec-2000
WORKING COMMUNITIES						
UNITED STATES						
TEXAS						
University of Texas Law School Foundation Post Office Box 149090 Austin Texas 78714-9090						
to increase involvement in public education among parents who have not been actively engaged with Austin magnet middle schools in the past	0 00	100,000 00	100,000 00	0 00	0 00	0 00
WASHINGTON, DC						
AFL- CIO Center for Working Capital 815 Sixteenth Street, N W Washington Washington, DC 20006						
to support a research program on international pension funds and to host meetings and study tours with capital stewards in other countries, starting with those in Australia, Great Britian, Germany, France and South Africa	0 00	175,000 00	175,000 00	0 00	0 00	0 00
Center for Community Change 1000 Wisconsin Avenue, N W Washington Washington DC 20007						
to provide general support for Its Coalition on Human Needs Project, which offers information sharing, public education activities, and strategic coordination to its membership base of almost 500 religious, civil rights, labor and advocacy groups concerned with ensuring that the needs of poor and vulnerable groups are met	0 00	100,000 00	100,000 00	0 00	0 00	0 00
to provide general support for technical assistance, policy analysis, training, workshops, and convening for the 300 grassroots community groups it serves and to provide a voice for their concerns in national policy debates, particularly on housing, the Community Reinvestment Act and workforce development issues	0 00	450,000 00	150,000 00	0 00	0 00	300,000 00
to support the first phase of the "National Campaign for Jobs and Income Support" as it attempts to build support among local grassroots organizing groups to advance a national anti-poverty agenda	0 00	60,000 00	60,000 00	0 00	0 00	0 00
Center for Law and Education 1875 Connecticut Avenue, NW Suite 10 Washington, Washington DC 20009						
for development of policy analysis tools to better understand the substance and strategies guiding education reform at the state level and among national reform organizations	0 00	143,000 00	143,000 00	0 00	0 00	0 00
Center for Law and Social Policy 1616 P Street, NW Suite 150 Washington Washington DC 20036						
to fund the advancement of a structure of supports for low-wage working families and unemployed adults and to improve workforce development services	0 00	200,000 00	200,000 00	0 00	0 00	0 00

THE ROCKEFELLER FOUNDATION
Identification Number 13-1659629
GRANTS AND EXPENDITURES REPORT

Attachment #2 A
Page 323 of 327

PROGRAM COUNTRY US STATE Grantee Name(s) - Person(s) or Institution(s) Purpose	UNEXPENDED BALANCE AS OF 01-Jan-2000	APPROVED IN 2000	NET EXPENDITURES AS OF Dec-2000	LAPSES (Incl cancels & recens) IN 2000	REVERSIONS (Incl cancels & recens) IN 2000	UNEXPENDED BALANCE AS OF Dec-2000
WORKING COMMUNITIES						
UNITED STATES						
WASHINGTON DC						
Center for Law and Social Policy to provide partial support to convene policy analysts, advocates and practitioners to review recent research findings on family formation and child welfare and to discuss their policy implications and potential use in the debates about reauthorization of federal income support for poor families and pro-family policies	0 00	15,000 00	15,000 00	0 00	0 00	0 00
to provide technical support to local officials in California who are planning wage-paying community service programs for TANF recipients	0 00	100,000 00	100,000 00	0 00	0 00	0 00
Center on Budget and Policy Priorities 820 First Street, NE Suite 510 Washington Washington DC 20002 to continue general support for its monitoring of how federal policies and budget allocations affect low-income families and individuals	0 00	750,000 00	250,000 00	0 00	0 00	500,000 00
Children's Defense Fund 25 E Street NW Washington Washington DC 20001 for general support for its work to improve the lives and livelihood of America's children	0 00	900,000 00	300,000 00	0 00	0 00	600,000 00
to support its project on mobilizing women to improve the lives of poor children and families in the first decade of the 21st century	0 00	600,000 00	300 000 00	0 00	0 00	300,000 00
Corporation for the Advancement of Policy Evaluation 600 Maryland Avenue, S W , Suite 500 Washington, Washington DC 20024-2512 to provide planning support for a major study of the way for-profit labor market intermediaries are being used by public workforce development agencies to place public assistance recipients in jobs in New Jersey and nationally	0 00	25,529 00	25,529 00	0 00	0 00	0 00
DC Agenda Support Corporation 1155 15th Street NW Suite 900 Washington Washington, DC 20005-2706 to facilitate a partnership between the University of the District of Columbia and members of community-based voluntary associations that will build residents' leadership capacity	0 00	40,000 00	40,000 00	0 00	0 00	0 00

THE ROCKEFELLER FOUNDATION
Identification Number 13-1659629
GRANTS AND EXPENDITURES REPORT

Attachment #2 A
Page 324 of 327

PROGRAM COUNTRY US STATE Grantee Name(s) - Person(s) or Institution(s) Purpose	UNEXPENDED BALANCE AS OF 01-Jan-2000	APPROVED IN 2000	NET EXPENDITURES AS OF Dec-2000	LAPSES (incl canc & recens) IN 2000	REVERSIONS (incl canc & recens) IN 2000	UNEXPENDED BALANCE AS OF Dec-2000
WORKING COMMUNITIES						
UNITED STATES						
WASHINGTON DC Economic Policy Institute 1660 L Street NW Suite 1200 Washington Washington, DC 20036						
to support the on-going research, technical assistance, and outreach work on living standards and to promote public policies at the national, state and local levels that can improve the economic well-being of working people	0 00	450,000 00	150,000 00	0 00	0 00	300,000 00
International Human Rights Law Group 1200 18th Street Suite 602 Washington, Washington, DC 20036-2526						
for additional support for a preparatory consultation at Bellagio for the United Nations World Conference on Racism, scheduled for the year 2001	0 00	50,000 00	50,000 00	0 00	0 00	0 00
Jobs with Justice Education Fund 501 Third Street NW Washington, Washington DC 20001						
to support a six-month organizational development and strategic planning process involving local coalitions of community, faith-based, labor and student organizations committed to promoting economic justice	0 00	75,000 00	75,000 00	0 00	0 00	0 00
Lawyers' Committee for Civil Rights Under Law 1401 New York Avenue NW Suite 400 Washington, Washington, DC 20005-0400						
toward support of its Fair Redistricting Project to enhance minority voting rights and participation	0 00	150,000 00	75,000 00	0 00	0 00	75,000 00
Local Initiative Support Training and Education Network 1436 U Street, NW Suite 201 Washington Washington, DC 20009						
to support the development of curriculum, staff training, and model practices for the Workforce Investment Act's Youth Opportunity Centers in the District of Columbia and nationally	0 00	200,000 00	200,000 00	0 00	0 00	0 00
National Center for Strategic Nonprofit Planning and Community Leadership 1133 20th Street Suite 210 Washington Washington DC 20036						
to support the implementation of a program aimed at enhancing the skills and performance of practitioners who work with youth to secure employment under the Department of Labor's Youth Opportunity Grants Initiative	0 00	100,000 00	100,000 00	0 00	0 00	0 00

THE ROCKEFELLER FOUNDATION
Identification Number 13-1659629
GRANTS AND EXPENDITURES REPORT

Attachment #2 A
Page 325 of 327

PROGRAM COUNTRY US STATE Grantee Name(s) - Person(s) or Institution(s) Purpose	UNEXPENDED BALANCE AS OF 01-Jan-2000	APPROVED IN 2000	NET EXPENDITURES AS OF Dec-2000	LAPSES (incl cancels & recons) IN 2000	REVERSIONS (incl cancels & recons) IN 2000	UNEXPENDED BALANCE AS OF Dec-2000
WORKING COMMUNITIES						
UNITED STATES						
WASHINGTON DC						
National Council of La Raza 1111 19th St NW Suite 1000 Washington, Washington DC 20036						
to provide support for the activities of the Policy Analysis Center of NCLR which conducts research, policy analysis, and outreach activities on the educational, economic and employment conditions of Latinos in the U S	0 00	450,000 00	150,000 00	0 00	0 00	300,000 00
Progressive Technology Project 1436 U Street, NW Suite 201 Washington, Washington, DC 20009						
to provide two years of general support for a national support center providing hands-on technical and strategic assistance, training, and small grants for physical infrastructure to community organizing groups so that they can use new information tools more effectively to advance their work	0 00	200,000 00	200,000 00	0 00	0 00	0 00
to support the production, publication, and dissemination of two documents that describe (a) best practices in the grassroots use of information technology, and (b) the needs and challenges community organizers face in using technology	0 00	35,000 00	35,000 00	0 00	0 00	0 00
The Aspen Institute, Inc One Dupont Circle, NW Suite 700 Washington, Washington DC 20036-1133						
to provide core support for continued convening of the field and research on the evaluation of community change by its Roundtable on Comprehensive Community Initiatives	0 00	100,000 00	100,000 00	0 00	0 00	0 00
The Urban Institute 2100 M Street, N W Washington, Washington DC 20037						
In support of its Neighborhood Change Database project	0 00	350,000 00	350,000 00	0 00	0 00	0 00
to build the capacity of the Neighborhood Jobs Initiatives sites to develop and apply indicators of neighborhood health and change	0 00	249,065 00	249,065 00	0 00	0 00	0 00
toward continued core support of its National Neighborhood Indicators Project	0 00	200,000 00	200,000 00	0 00	0 00	0 00
Youth Law Center 1010 Vermont Ave , N W Suite 310 Washington Washington DC 20005						
for continuing support for its juvenile justice initiative, Building Blocks for Youth	0 00	100,000 00	100,000 00	0 00	0 00	0 00

THE ROCKEFELLER FOUNDATION
Identification Number 13-1659629
GRANTS AND EXPENDITURES REPORT

Attachment #2 A
Page 326 of 327

PROGRAM COUNTRY US STATE Grantee Name(s) - Person(s) or Institution(s) Purpose	UNEXPENDED BALANCE AS OF 01-Jan-2000	APPROVED IN 2000	NET EXPENDITURES AS OF Dec-2000	LAPSES (Incl cancels & recs) IN 2000	REVERSIONS (Incl cancels & recs) IN 2000	UNEXPENDED BALANCE AS OF Dec-2000
WORKING COMMUNITIES						
UNITED STATES						
WISCONSIN						
9 to 5 Working Women Education Fund 231 West Wisconsin Avenue Suite 900 Milwaukee Wisconsin 53203-2308						
to support a six-month organizational development and strategic planning process for the National Alliance for Fair Employment, a network of national and local groups dedicated to improving the working conditions of non-standard workers by promoting better public policies and private business practices	0 00	75,000 00	75,000 00	0 00	0 00	0 00
Institute for Wisconsin's Future Inc 1717 South 12th Street Suite 203 Milwaukee Wisconsin 53204-3300						
to enable the Milwaukee Parent Action Coordination and Training project (PACT) to develop a funding model of what is required to provide an adequate education for all Milwaukee children and train parents and community groups on its implications	0 00	92,000 00	92,000 00	0 00	0 00	0 00
New Hope Project Inc 2821 North Fourth Street Suite 516B Milwaukee Wisconsin 53212						
to support strategic planning to determine the next phase of its research demonstration project to test ways to enable people to move out of poverty and into private sector employment	0 00	85,000 00	85,000 00	0 00	0 00	0 00
University of Wisconsin-Madison 500 Lincoln Drive Madison Wisconsin 53706						
to support a research project examining changes in the organization of work in the hospitality industry and the way collective bargaining institutions may assist or impede effective firm and worker adaption to an increasingly competitive environment	0 00	60,000 00	60,000 00	0 00	0 00	0 00
GENERAL - FOUNDATION ADMINISTERED PROJECTS						
to document the joint program between the Rockefeller Foundation and the California Endowment, and to support a joint trustee learning agenda	0 00	71,000 00	0 00	0 00	0 00	71,000 00
to host a program planning meeting at the Bellagio Study and Conference Center on "Economic Integration and Inequality in the Global Economy" to discuss a research and policy agenda for creating a fairer set of rules of economic engagement between developed and developing countries	0 00	40,000 00	13,776 00	0 00	0 00	26,224 00
to support two reviews of newspaper coverage in five geographic areas, the first will examine portrayals of welfare recipients and welfare reform between 1996 and today, the second will examine press coverage of workforce development issues that affect low-skilled workers	0 00	50,000 00	0 00	0 00	0 00	50,000 00

THE ROCKEFELLER FOUNDATION
Identification Number 13-1659629
GRANTS AND EXPENDITURES REPORT

Attachment #2 A
Page 327 of 327

PROGRAM COUNTRY US STATE Grantee Name(s) - Person(s) or Institution(s) Purpose	UNEXPENDED BALANCE AS OF 01-Jan-2000	APPROVED IN 2000	NET EXPENDITURES AS OF Dec-2000	LAPSES (incl cancels & recs) IN 2000	REVERSIONS (incl cancels & recs) IN 2000	UNEXPENDED BALANCE AS OF Dec-2000
WORKING COMMUNITIES						
GENERAL - FOUNDATION ADMINISTERED PROJECTS						
toward a series of meetings, consultancies, projects, and program activities to explore the transnational character of urban communities, leading to program strategy development that focuses on the growing dimensions of work, family life, community development, and cultural expression among the poor and excluded whose livelihoods stretch across international boundaries	0 00	500,000 00	0 00	0 00	75,000 00	425,000 00
toward administrative costs associated with the RF Employment Initiative to Increase employment for Inner-city residents	0 00	70,000 00	0 00	0 00	0 00	70,000 00
toward administrative costs of producing and disseminating the Racial Justice Innovation report	0 00	320,000 00	25,133 82	0 00	0 00	294,866 18
toward the costs of a conference entitled "Work and Health: New Relationships in a Changing Economy," being jointly organized by the Rockefeller Foundation, The California Endowment, and The California Wellness Foundation	0 00	90,000 00	0 00	0 00	0 00	90,000 00
toward the costs of a meeting of researchers and activists from North America and Europe to compare flexible labor market practices and national strategies to address non-standard work issues	0 00	90,000 00	0 00	0 00	0 00	90,000 00
TOTAL 131 - WORKING COMMUNITIES	0 00	28,883,721 00	21,042,060 82	0 00	75,000 00	7,766,660 18

**THE ROCKEFELLER FOUNDATION
IDENTIFICATION NUMBER 13-1659629
FOUNDATION-OPERATED PROGRAMS
FORM 990-PF - 2000**

Page 328

	EXPENDITURES AS OF Dec-2000
Subtotal Grants & Expenditure Report	\$150,068,093
For expenses associated with the operations of the Bellagio Study and Conference Center and the running of its programs	7,714,011
For administrative costs associated with the Philanthropy Workshop program	801,751
For administrative costs associated with the Strategic Alliance between the Rockefeller Foundation and The California Endowment	263,812
For administrative costs associated with the Next Generation Leadership program	836,999
Total Foundation - operated Programs	\$9,616,573
Grand Total	\$159,684,666

THE ROCKEFELLER FOUNDATION
Employer ID No. 13-1659629
Form 990PF - 2000

EXPENDITURE RESPONSIBILITY GRANTS

Prospective grantees are asked by the Foundation to furnish information concerning their status as exempt organizations under the Internal Revenue Code

Prospective grantees with respect to whom the Foundation is required to exercise "expenditure responsibility" are informed by letter, before payment is made on a grant, of the responsibilities imposed upon the Foundation and its grantees by the Internal Revenue Code of 1986. Each grantee must also agree in writing to those terms and conditions which are so drawn as to ensure compliance with the Internal Revenue Code of 1986 and include the grantee's obligation to provide reports on how it expends the Foundation grant. The reports that are received are reviewed for general accuracy, sufficiency and compliance with the terms and conditions of the grant. Additional information is requested from grantees in instances where reports are considered inadequate.

The following schedules list grants with respect to which the Foundation is believed to have "expenditure responsibility". Grantee Organizations marked "*" are either Private Foundations, Private Operating Foundations, or Foreign Private Foundation Equivalents. All other grantees are non 501(c)(3) organizations, or organizations for which the Foundation has not made a reasonable determination of private foundation status, which received grants for charitable projects and maintained these payments in segregated funds as required by Treasury Reg. 53.4945-6(c). Reporting status is as of 11/21/2001.

Schedule 1 - 1995 PAYMENTS (Review of reports received from grantees subsequent to filing the 1999 990-PF return)

Schedule 2 - 1996 PAYMENTS (Review of reports received from grantees subsequent to filing the 1999 990-PF return)

Schedule 3 - 1997 PAYMENTS (Review of reports received from grantees subsequent to filing the 1999 990-PF return)

Schedule 4 - 1998 PAYMENTS (Review of reports received from grantees subsequent to filing the 1999 990-PF return)

Schedule 5 - 1999 PAYMENTS (Review of reports received from grantees subsequent to filing the 1999 990-PF return)

Schedule 6 - 2000 PAYMENTS

Schedule 7 - PROGRAM-RELATED INVESTMENTS

THE ROCKEFELLER FOUNDATION

Identification Number 13-1659629

1995 PAYMENTS
(Review of reports received from grantees)

	<u>1995 PAYMENTS</u>	<u>Date of Report Received from Grantee (a)</u>
<u>GLOBAL ENVIRONMENT</u>		
1994-0055-0017 Society for Development Alternatives* B-32 Institutional Area Tara Crescent New Delhi 110 016 INDIA For a joint project with the Society for Technology and Action for Rural Advancement to promote micro-enterprises based on environmentally sound, energy-saving technologies	50,420 00	04/01/98 & 05/26/00 & 01/13/01

NOTE All the above payments were made during 1995 Budgetary material in support of the grant request was obtained from each of the grantees Reports from grantees not due/or not fully accounted for above will be reflected in our 2001 990-PF Report Future payments to grantees that are delinquent in providing a satisfactory accounting will be withheld

(a) The accounting reports received were found to be in order and, unless otherwise noted, show that the funds were fully expended for the purpose of the grant To the best of our knowledge, the grantee has not diverted any portion of the funds from the purpose of the grant

THE ROCKEFELLER FOUNDATION

Identification Number 13-1659629

1996 PAYMENTS
(Review of reports received from grantees)

	<u>1996 PAYMENTS</u>	<u>Date of Report Received from Grantee (a)</u>
<u>ARTS AND HUMANITIES</u>		
1995-0023-0032 Jerusalem Institute for Israel Studies 20a Radak Street Jerusalem 92186 ISRAEL For the costs of an August 1996 conference at the Bellagio Study and Conference Center on common cultural values in Middle Eastern societies, and post meeting activities	\$ 46,350 00	11/18/97, 10/19/99, 06/25/00, 08/13/01, 10/10/01

NOTE All the above payments were made during 1996 Budgetary material in support of the grant request was obtained from each of the grantees Reports from grantees not due/or not fully accounted for above will be reflected in our 2001 990-PF Report Future payments to grantees who are delinquent in providing a satisfactory accounting will be withheld

- * The accounting reports received were found to be in order and, unless otherwise noted, show that the funds were fully expended for the purpose of the grant To the best of our knowledge, the grantee has not diverted any portion of the funds from the purpose of the grant
-

THE ROCKEFELLER FOUNDATION
Identification Number 13-1659629

Attachment 2.A(1)
Schedule 3
Page 1 of 2

1997 PAYMENTS
(Review of reports received from grantees)

	<u>1997 PAYMENTS</u>	<u>Date of Report Received from Grantee (a)</u>
<u>BUILDING DEMOCRACY</u>		
1996-8015-0019 Real Movies, Inc. 2 Horatio Street 10 M New York, New York 10014 Toward pre-production costs of its documentary, FAMILY STORIES	50,000 00	11/15/97 & 10/29/98 & 06/09/99 & 10/16/00 & 09/10/01
<u>AFRICAN INITIATIVES</u>		
1995-0040-0072 Community Development and Environmental Conservation in Zanzibar P O Box 2731 Vuga, Zanzibar TANZANIA Toward the costs of developing an innovative self-sustaining science education center in Zanzibar	15,050 00	06/09/97 & 12/02/98 ^b
<u>INTERNATIONAL SECURITY</u>		
1997-8210-0001 Centre for the Study of Developing Societies * 29 Rajpur Road New Delhi 110054 INDIA Toward the establishment of an electronic data collection and analysis initiative which would seek to engage in an on-going dialogue with individuals and organizations in the U S on questions relating to nuclear nonproliferation	68,900.00	03/11/98 & 03/10/00 ^c

NOTE All the above payments were made during 1997 Budgetary material in support of the grant request was obtained from each of the grantees Reports from grantees not due/or not fully accounted for above will be reflected in our 2001 990-PF Report. Future payments to grantees who are delinquent in providing a satisfactory accounting will be withheld

THE ROCKEFELLER FOUNDATION
Identification Number 13-1659629

Attachment 2 A(1)
Schedule 3
Page 2 of 2

1997 PAYMENTS
(Review of reports received from grantees)

a The accounting reports received were found to be in order and, unless otherwise noted, show that the funds were fully expended for the purpose of the grant. To the best of our knowledge, the grantee has not diverted any portion of the funds from the purpose of the grant.

^b Grantee has accounted for \$12,752.71 through 10/31/1998 and has been written on three occasions requesting a 03/31/1999 and a 10/31/1999 final accounting. Additional efforts have failed to obtain any reports and a final financial accounting is considered unobtainable. We are closing this grant prohibiting this grantee from receiving future RF funding.

^c Grantee has submitted an accounting for approximately \$68,815.00 through 01/31/2000 and the grant has been extended through 12/31/2000. Grantee has been written on one occasion and our Program Associate is attempting to obtain a final accounting.

THE ROCKEFELLER FOUNDATION

Identification Number 13-1659629

Attachment 2 A(1)

Schedule #4

Page 1 of 5

1998 PAYMENTS
(Review of reports received from grantees)

	1998 PAYMENTS	Date of Report Received from Grantee(a)
<u>ARTS AND HUMANITIES</u>		
1997-0024-0064 Contemporary African Music & Arts Trust University of Cape Town P O Box 345 New Lands Cape Town 7725 SOUTH AFRICA Toward costs of "Jazz Africa Cape Town to Cairo"	200,000 00	10/05/01
1996-0040-0048 Friends of the Book Foundation * P O. Box 39624 Nairobi KENYA Toward the publication and re-printing of low-cost books on topics of key importance to Kenyan development	25,000 00	07/15/99 & 07/24/00 & 07/27/01 & 10/17/01 ^b
<u>SPECIAL INTERESTS</u>		
1998-8040-0008 Adriano Olivetti Foundation Via Zanardelli 34 Rome 00186 ITALY Toward the costs of its project to analyze the historical linkage of American foundations in Europe and the development of European foundations	17,000 00	02/25/99 & 05/25/00 & 08/28/01 & 10/30/01
1997-8040-0009 Krishnamurti Foundation India 64/65 Greenways Road Chennai 600 028 INDIA For use by its Rishi Valley Education Centre for its education kit project	30,770 00	05/30/99 & 08/08/00 & 02/20/01

THE ROCKEFELLER FOUNDATION

Attachment 2 A(1)

Schedule #4

Identification Number 13-1659629

Page 2 of 5

1998 PAYMENTS

(Review of reports received from grantees)

	1998 PAYMENTS	Date of Report Received from Grantee(a)
<u>SPECIAL INTERESTS (continued)</u>		
1997-8040-0005 MacNeil/Lehrer Productions 2700 S Quincy Street Suite 250 Arlington, Virginia 22206 Toward the use of the Fishkin deliberative polling mechanism in its Public Issues Forum programming	125,000.00	03/20/00 ^c
<u>AGRICULTURAL SCIENCES</u>		
1995-0001-0336 International Centre for Genetic Engineering and Biotechnology N.I.I Campus Aruna Asaf Ali Marg New Delhi 110067, INDIA For research on mapping and tagging of gall midge resistance genes in rice	65,872 52	05/02/00 & 09/25/00 ^d
<u>POPULATION SCIENCES</u>		
1996-0048-0062 Ashish Gram Rachna Trust Institute of Health Management, Pachod District Aurangabad 431 121 Maharashtra INDIA For use by its Institute of Health Management, Pachod, to develop, monitor, and evaluate a model reproductive and child health programme through a target free approach, in a slum setting in Pune city	24,000 00	08/21/00 & 07/28/01
1998-0013-0159 Portuguese Family Planning Association Rua Artiharia Um 38 2nd-DTO Lisbon 1250 PORTUGAL For an informational project for Portuguese government officials and opinion leaders concerning international reproductive health and population issues	116,440 00	06/12/99 & 03/30/00 & 02/23/01 ^e

THE ROCKEFELLER FOUNDATION

Identification Number 13-1659629

Attachment 2 A(1)

Schedule #4

Page 3 of 5

1998 PAYMENTS
(Review of reports received from grantees)

	1998 PAYMENTS	Date of Report Received from Grantee(a)
<u>POPULATION SCIENCES (continued)</u>		
1998-0013-0167 University Research Corporation (Bangladesh) House No 102 Road No 9A Dhanmondi R/A Dhaka 1209 BANGLADESH For a follow-up survey in Bangladesh to learn whether women who expressed an intention to use family planning five years ago have used it, and to study the issues surrounding use and non-use of contraception among this population	31,540 00	08/21/99 & 03/25/00 ^f
<u>GLOBAL ENVIRONMENT</u>		
1998-8130-0006 United Nations Environment and Development - United Kingdom Committee 3 Whitehall Court London SW1A 2EL UNITED KINGDOM For a preparatory survey for its project to develop a stakeholder toolkit for women	16,700.00	01/24/00 & 09/20/00 ^g
<u>AFRICAN INITIATIVES</u>		
1998-8140-0011 Pan-African Studies and Research Center in International Relations and Education for Development Campus de L'Universite de Cocody 22 B.P 559 Abidjan 22 IVORY COAST Toward the cost of participants in its seminar, "Reforms and Innovations in Higher Education in Africa," and toward the cost of publishing four editions of CEPARRED's journal, Journal of Comparative Education and International Relations in Africa (JEDIRAF)	25,000 00	07/16/99 & 01/31/01 ^h

1998 PAYMENTS
(Review of reports received from grantees)

	1998 PAYMENTS	Date of Report Received from Grantee(a)
<u>AFRICAN INITIATIVES (continued)</u>		
1997-8140-0007 Turkana Women Conference Centre P.O. Box 192 Lodwar KENYA Toward the costs of a leadership course for Turkana women group leaders and for meetings to encourage cooperation between the women's groups and Kenya's Department of Social Services	9,000 00	02/03/99 ^a

NOTE All the above payments were made during 1998. Budgetary material in support of the grant request was obtained from each of the grantees. Reports from grantees not due/or not fully accounted for above will be reflected in our 2001 990-PF Report. Future payments to grantees who are delinquent in providing a satisfactory accounting will be withheld.

- (a) The accounting reports received were found to be in order and, unless otherwise noted, show that the funds were fully expended for the purpose of the grant. To the best of our knowledge, the grantee has not diverted any portion of the funds from the purpose of the grant.

^b Grantee reported \$0 expenditures through 09/30/1998 and the grant has been extended through 03/31/2000. Grantee has informed the RF that severe drought conditions resulting in countrywide power shortages delayed reports that were subsequently received 10/17/01. All funds provided have been accounted for.

^c Grantee has reported \$0.00 expenditures through 02/29/2000 and the grant has been extended through 02/20/2001. This grant has since been rescinded and \$125,000.00 was returned to the RF.

^d Grantee has submitted an accounting for \$15,000.00 and \$50,872.52 has been paid as a reimbursement of expenses. No further accounting is required.

^e Grantee has accounted for \$114,746.00 through 05/31/2000 and has refunded \$1,670.50 (balance less bank charges). All funds are considered fully accounted for.

^f Grantee has accounted for approximately \$3,990.00 through 06/30/1999. The Foundation has declined a request to use remaining funds for "out-of-guideline" expenses. Our Program Associate has requested on several occasions that approximately \$27,550.00 be returned.

^g Grantee has accounted for \$15,350.00 through 08/31/1999 and has refunded the unexpended balance of \$1,350.00.

^h Grantee has accounted for \$15,000.00 through 10/31/2000 with no additional expenditures being reported on last submission. Grant has been extended through 06/30/2001 and the grantee has been written on one occasion requesting a 06/30/2001 final accounting.

THE ROCKEFELLER FOUNDATION

Identification Number 13-1659629

1998 PAYMENTS
(Review of reports received from grantees)

Attachment 2 A(1)

Schedule #4

Page 5 of 5

' Grantee has accounted for \$7,052.66 through 12/31/1998 and has been written on three occasions requesting a 12/31/1999 final accounting. Subsequent attempts have been made by our Program Associate and a final financial accounting is considered unobtainable. We are closing this grant prohibiting this grantee from receiving future RF funding.

THE ROCKEFELLER FOUNDATION

Identification Number 13-1659629

Attachment #2 A(1) / Schedule 5

Page 1 of 20

1999 PAYMENTS

	1999 PAYMENTS	Date of Report Received from Grantee (a)
<u>AFRICAN INITIATIVES</u>		
RF 97047 #149 Amoye Institute for Educational Research and Development P O Box 20691 U I Post Office Ibadan, Nigeria For the costs of the final phase of its project to develop and produce mathematics and chemistry textbooks by female African authors for secondary schools	10,000 00	03/02/2001 b
RF 97047 #135 Association Malienne pour l'Appui a la Scolarisation et a l'Éducation des Filles BP E 1366 Bamako, Mali Toward the costs of two activities: research on the role of female teachers in girls' education and capacity building for its members	8 200 00	12/18/2000 c
RF 96022 #724 Association of African Universities African Universities House Aviation Road Extension, Airport Residential Area P O Box 5744 Accra-North, Ghana Toward the costs of engaging a consultant to survey and analyze gender programs and affirmative action initiatives in African higher education and to establish a database of African female experts	12,000 00	d
RF 97047 #143 Forum des Educatrices Tchadiennes B P 1120 N'Djamena, Chad Toward the costs of creating girls' clubs in schools in Chad	15 470 00	06/30/2001
RF 97047 #148 Maendeleo ya Wanawake Organization * P O Box 44412 Nairobi, Kenya Toward the costs of developing and producing a primary-school level comic book on girls' education and reproductive health issues, as part of its project, Healthy Futures, aimed at reducing school dropout among Kenyan girls	20 000 00	01/18/2001
TOTAL AFRICAN INITIATIVES	65 670 00	

THE ROCKEFELLER FOUNDATION

Identification Number 13-1659629

Attachment #2 A(1) / Schedule 5

Page 2 of 20

1999 PAYMENTS

	1999 PAYMENTS -----	Date of Report Received from Grantee (a) -----
<u>AGRICULTURAL SCIENCES</u>		
AS 9906 African Crop Science Society c/o Private Bag X 82076 Rustenburg, South Africa 0300 Toward the costs of its 1999 Congress, to be held in Morocco October 11-14, 1999	20,000 00	01/10/2000
RF 99006 #156 African Crop Science Society c/o Private Bag X 82076 Rustenburg, South Africa 0300 To support attendance by Forum grantees at the October 1999 African Crop Science Society Conference	80 423 00	06/14/2000 & 11/13/2000
RF 96047 #99 Community Development of the Tuxtlas * Veracruz, Mexico To continue support for a project to validate and promote improved farming practices for maize-based systems among smallholders in the State of Veracruz	20 800 00	12/12/2000
RF 99003 #190 Environmental Action Team * P O Box 2605 Kitale, Kenya To continue support for adaptive research on biological alternatives for soil fertility management for maize production	85,000 00	07/11/2000 & 07/16/2001
RF 99001 #743 Foundation for Applied Biology Research Casilla De Correo 1348 Mar del Plata, Argentina 7600 For research on a biochemical and molecular approach to increasing rice production by manipulating sucrose metabolism	15 000 00	01/11/2001 e
RF 95001 #336 International Centre for Genetic Engineering and Biotechnology Aruna Asaf Ali Marg New Delhi, India 110 067 For research on mapping and tagging of gall midge resistance genes in rice	28,865 05	05/02/2000 & 09/25/2000 f

THE ROCKEFELLER FOUNDATION

Identification Number 13-1659629

Attachment #2 A(1) / Schedule 5
Page 3 of 20

1999 PAYMENTS

1999 PAYMENTS	Date of Report Received from Grantee (a)
------------------	--

AGRICULTURAL SCIENCES

RF 98001 #654

International Centre for Genetic Engineering and Biotechnology

12 940 00

02/16/2000

Aruna Asaf Ali Marg

New Delhi India 110 067

For a study of isolation and characterization of gall midge-resistant gene/s in rice, to be undertaken by Biotechnology Career Fellow Dr K R Rajyashin under the direction of Dr J W Snape John Innes Centre Norwich United Kingdom

RF 99001 #771

International Centre for Genetic Engineering and Biotechnology

20 000 00

09/25/2000 & 04/24/2001

Aruna Asaf Ali Marg

New Delhi, India 110 067

For research on mapping and tagging of gall midge resistance genes in rice

RF 96047 #110

Maderas del Pueblo del Sureste, A C *

15,000 00

04/16/2001

Mexico City, Mexico

To continue support for a project concerned with evaluation and validation of agricultural technologies for peasant farmers in Chimalapas, Oaxaca

RF 96047 #107

Proyecto Sierra de Santa Marta A C *

35,000 00

09/20/2000 & 04/25/2001

Apartado postal 305

Veracruz C P 91000

Xalapa, Mexico

To support the project "Experimentation and promotion of technological alternatives in the milpa and homegardens in the Sierra Santa Marta, State of Veracruz"

RF 96047 #113

Red de Estudios para el Desarrollo Rural, A C *

50 000 00

11/15/2000

Chapingo, Mexico

To support the project, Natural Resources Management in Mexico Consolidation of the Network

RF 99003 #188

Rehabilitation of And Environments Chantable Trust

58 800 00

01/31/2001

P O Box 1051

Nakuru, Kenya

To support its project "Sustainable Utilization of the Banngo Drylands (Kenya) Project"

THE ROCKEFELLER FOUNDATION

Identification Number 13-1659629

Attachment #2.A(1) / Schedule 5

Page 4 of 20

1999 PAYMENTS

	1999 PAYMENTS	Date of Report Received from Grantee (a)
<u>AGRICULTURAL SCIENCES</u>		
RF 96047 #108 Rural Studies and Peasant Counseling * Priv. Elvira 114 Fraee, Villa San Luis Oaxaca, Mexico 68020 To continue support for the development of natural resources management capacity in the Union of Zapoteco and Chinanteca Communities (UZACHI) on Oaxaca	20,000.00	10/27/2000
RF 98009 #12 Scientific & Industrial Research and Development Centre P. O. Box 6640 Harare, Zimbabwe For research on sustainable agricultural productivity through clonal propagation in maize for improved seed production	60,000.00	03/27/2001 g
RF 96047 #116 Senderos y Encuentros para un Desarrollo Autonomo y Sustentable * Veracruz, Mexico Toward the costs of developing a training center for trainers and farmers in Sierra Santa Marta, Veracruz	10,000.00	08/29/2001
RF 98001 #703 SPIC Science Foundation * 110 Mount Road Guindy Madras, India 600 032 For research on the development of transposon trap lines in rice	2,500.00	08/02/2000
RF 98005 #174 Sustainable Community Oriented Development Programme P.O. Box 5 Sega, Kenya To support the exploration of use of soil fertility kits to enable smallholder farmers to select appropriate fertilizer types for improved food security	54,900.00	04/06/2001
RF 98001 #612 The National University of Singapore 1 Research Link The National University of Singapore Singapore 117604 For research on the development of broad-spectrum disease resistance in rice	3,939.76	09/14/1999

THE ROCKEFELLER FOUNDATION

Identification Number 13-1659629

Attachment #2.A(1) / Schedule 5

Page 5 of 20

1999 PAYMENTS

	1999 PAYMENTS	Date of Report Received from Grantee (a)
<u>AGRICULTURAL SCIENCES</u>		
AS 9841		
Vicente Guerrero Rural Development Project	50,000.00	04/05/2001
Tlaxcala, Mexico		
To support the design and initial implementation of a farmer-to-farmer program for the diffusion of soil fertility management practices in the State of Tlaxcala and neighboring regions		
TOTAL: AGRICULTURAL SCIENCES 643,167.81	

THE ROCKEFELLER FOUNDATION

Identification Number 13-1659629

Attachment #2.A(1) / Schedule 5
Page 6 of 20

1999 PAYMENTS

	1999 PAYMENTS	Date of Report Received from Grantee (a)
<u>ARTS AND HUMANITIES</u>		
AH 9924 3-Legged Dog 514 West 24th Street 2E New York, New York 10011 Toward the costs of the intellectual property development project "Shape of Time"	75,000.00	02/20/2001
RF 98041 #76 African Books Collective, Ltd. The Jam Factory 27 Park End Street Oxford, United Kingdom OX1 1HU Toward the costs of its promotion, research, and dissemination activities	86,000.00	06/12/2000 & 08/11/2000 & 02/06/2001
RF 98038 #68 Al-Urdun Al-Jadid Research Center P.O. Box 940631 Amman, Jordan 11194 Toward the second phase of the Social History program	142,620.00	10/04/2000 & 10/22/2001 & 11/15/2001
RF 98038 #75; RF 99042 #76 Al-Urdun Al-Jadid Research Center P.O. Box 940631 Amman, Jordan 11194 Toward the costs of the research project, "Elites in the Middle East"	200,000.00	03/19/2001 & 09/18/2001
RF 98038 #65 Al-Wasiti Art Centre 13 Sheikh Jarrah P.O. Box 55157 Jerusalem, Israel 97200 Toward phase two of a research and documentation project on Palestinian art	87,080.00	02/20/2001 h
RF 97021 #59 Center for Palestine Research and Studies P.O. Box 132 Nablus, Israel Toward a project on the role of Palestinian "Islamists in the National Political Process" and four public opinion polls	111,065.00	02/23/2000 & 03/21/2001

THE ROCKEFELLER FOUNDATION

Identification Number 13-1659629

Attachment #2.A(1) / Schedule 5

Page 7 of 20

1999 PAYMENTS

	1999 PAYMENTS	Date of Report Received from Grantee (a)
<u>ARTS AND HUMANITIES</u>		
AH 9957 Center for Transcultural Studies * 2031 N. New England Avenue Chicago, Illinois 60707 Toward the costs of "New Imaginaries," a program exploring the cultural dimensions of globalization	100,000.00	02/20/2001 i
RF 97052 #593 Centro de Investigaciones Regionales de Mesoamérica * 5 Calle Oriente, No. 5 Antigua, Guatemala Towards the costs of a program of Rockefeller Foundation Resident Fellowships in the Humanities entitled, "Beyond the 'Post-War': Identity Construction and New Political Subjects in Central America."	85,200.00	02/25/2000 & 05/08/2001
RF 97024 #71 Communicating for Change 9 Balarabe Musa Crescent Victoria Island Lagos, Nigeria Toward phase two of the "Integrated African Communications Project"	125,000.00	03/31/2000 & 12/20/2000
RF 98055 #610 Curare: Espacio Critico para las Artes Allende 25 Santa Ursula Coapa, Mexico 04650 Toward the costs of preparing volumes three and four of Nacionalismo y Modernidad for publication	66,000.00	10/05/2000 & 04/16/2001
RF 97021 #63; RF 98038 #64 Horizon Center for Studies and Research Om Summaq P.O. Box 326 Code no. 118-21 Amman, Jordan For the costs of a research project on "The Image of the Other"	165,000.00	03/30/2000 & 08/12/2001
RF 96003 #584 Instituto de Desarrollo Económico y Social Aráoz 2838 Buenos Aires, Argentina 1425 Toward the costs of a program of Rockefeller Foundation Resident Fellowships in the Humanities	82,200.00	09/12/2000 & 09/07/2001

THE ROCKEFELLER FOUNDATION

Identification Number 13-1659629

Attachment #2.A(1) / Schedule 5

Page 8 of 20

1999 PAYMENTS

	1999 PAYMENTS	Date of Report Received from Grantee (a)
<u>ARTS AND HUMANITIES</u>		
RF 97024 #66 International African Institute SOAS, Thornhaugh Street Russell Square London, United Kingdom WC1H 0XG For use by its Bellagio Publishing Network toward the costs of the arts and humanities publishing project and publication costs of the Bellagio Publishing Newsletter	135,200.00	03/03/2000 & 06/18/2001 j
RF 97051 #10 Interreligious Coordinating Council in Israel P.O. Box 8771 Jerusalem, Israel 91086 To support the establishment of the Resource Center/Library and the public programs of its inaugural year	50,000.00	04/17/2000
AH 9917 Israel Festival P.O. Box 4409 Jerusalem, Israel 91044 Toward the support of an exchange meeting between the Harlem Boys Choir and the Sheeba Choir during the upcoming Israel Festival	30,000.00	12/09/1999
RF 98041 #74 Market Theatre Foundation P.O. Box 8656 Johannesburg, South Africa 2000 Toward the running of the 1999 Fieldwork, Resident Project and Southern African Development programs	75,000.00	06/14/2000 & 10/26/2001
RF 98039 #13 Mediation Network for Northern Ireland 10 Upper Crescent Belfast, Northern Ireland BT7 1NT Toward the costs of the Churches' Programme and the Restorative Justice Programme, both of which employ third-party intervention to aid religious institutions in unifying a society divided by religious and other differences	43,460.00	08/31/2000 & 08/15/2001 k
RF 98055 #603 Museum of Clay Concordia 420 e/ Pitiantuta y Ayala Velazquez Asuncion, Paraguay Toward the costs of a program of Rockefeller Foundation Resident Fellowships in the Humanities at the Visual Arts Center entitled "Identities in Transition: The Challenges of Art in Today's Paraguay"	20,150.00	01/13/2000 & 12/29/2000

THE ROCKEFELLER FOUNDATION

Identification Number 13-1659629

Attachment #2.A(1) / Schedule 5

Page 9 of 20

1999 PAYMENTS

	1999 PAYMENTS	Date of Report Received from Grantee (a)
<u>ARTS AND HUMANITIES</u>		
RF 98038 #69 Palestinian American Research Center Department of Political Science Villanova University 800 Lancaster Avenue Villanova, Pennsylvania 19085 Toward the costs of a pre-doctoral fellowships program	50,000.00	08/22/2000 & 10/11/2001
RF 98038 #67 Riwaq: Center for Architectural Conservation Nablus Road, El Sharafeh P.O. Box 212 Ramallah, West Bank/Gaza Strip Toward a two-year program to continue its fieldwork in establishing a national inventory of all historic and culturally significant buildings in Palestinian villages	100,000.00	06/11/2000 & 05/28/2001
RF 98038 #73 The Van Leer Jerusalem Institute 43 Jabotinsky Street P.O. Box 4070 Jerusalem, Israel 91040 Toward a series of meetings to develop an Arab-Israeli cultural dialogue	50,000.00	06/24/2001 I
RF 98038 #72 Women Living Under Muslim Laws * Boite postale 23 Grabels, France 34790 Toward its documentation, information, and communications program	200,000.00	12/27/2000 m
RF 97057 #60 Youth for Social Change P.O. Box 674 Durham, North Carolina 27702 Toward the costs of "Beyond Borders," a project that uses popular theater and oral history to focus on the impact of school policy on poor African American and Hispanic youth	50,000.00	n
TOTAL: ARTS AND HUMANITIES	2,128,975.00	

THE ROCKEFELLER FOUNDATION

Identification Number 13-1659629

Attachment #2.A(1) / Schedule 5
Page 10 of 20

1999 PAYMENTS

	1999 PAYMENTS	Date of Report Received from Grantee (a)
<u>BUILDING DEMOCRACY</u>		
RF 99026 #86		
310 8th Street, Suite 307 Oakland, California 94607 To create and produce an educational broadcast-quality video that explores how the global economy relates to international migration	10,000.00	11/29/2000
RF 98037 #83; RF 99026 #84		
Stone Circles 301 West Main Street Suite 280 Durham, North Carolina 27701 To provide training to facilitate reflective and spiritual practice in nonprofit organizations to strengthen the connections between faith, democracy, and social change	10,000.00	08/14/2001
TOTAL: BUILDING DEMOCRACY 20,000.00	

THE ROCKEFELLER FOUNDATION

Identification Number 13-1659629

Attachment #2.A(1) / Schedule 5
Page 11 of 20

1999 PAYMENTS

	1999 PAYMENTS	Date of Report Received from Grantee (a)
<u>EQUAL OPPORTUNITY</u>		
RF 98031 #48 Ewing Marion Kauffman Foundation * 4801 Rockhill Road Kansas City, Missouri 64110-2046 To support ongoing research on the First Things First district-wide school reform initiative	100,000.00	11/04/1999 & 11/09/2000
RF 98031 #57 The Learning Communities Network, Inc. * 1422 Euclid Avenue, Suite 1668 Cleveland, Ohio 44115 Toward general support	664,466.00	01/23/2001
TOTAL: EQUAL OPPORTUNITY 764,466.00	

THE ROCKEFELLER FOUNDATION

Identification Number 13-1659629

Attachment #2.A(1) / Schedule 5
Page 12 of 20

1999 PAYMENTS

	1999 PAYMENTS	Date of Report Received from Grantee (a)
<u>GLOBAL ENVIRONMENT</u>		
RF 97009 #9 BAIF Development Research Foundation Dr Manibhai Desai Nagar National Highway No 4, Warje Pune, India 411 029 For the costs of a research project on production systems for Jatropha curcas for use on small farms	8,300 00	06/15/2000 & 06/11/2001
GE 9813 Binga Trees Trust * Private Bag 5715 Binga, Zimbabwe Toward the cost of developing its training service, and research center, and to promote the management and use of Moringa and Jatropha trees to benefit the people of the Binga region	13 350 00	08/31/2000 & 12/13/2000
RF 98051 Energy Foundation * Building 1012, 2nd floor P O Box 29905 San Francisco, California 94129-0905 To continue support for its work on U S energy efficiency and renewable energy sources	2,500,000 00	04/11/2000 & 04/04/2001
RF 94055 #19 Jamaica Public Service Company 6 Knutsford Boulevard P O Box 54 Kingston Jamaica For technical and economic feasibility studies of cogeneration projects	118,500 00	03/07/2000 & 11/13/2000 o
RF 98015 #127, RF 99010 #128 Leadership for Environment and Development International, Inc * 48 Prince's Gardens London, United Kingdom SW7 2PE To build human capital for leadership that will promote sustainable development and nurture international cooperation to accomplish these ends	6,300,000 00	05/22/2000 & 09/25/2001
TOTAL GLOBAL ENVIRONMENT	8 940 150 00	

Attachment #2 A(1) / Schedule 5
Page 13 of 20

Page 13 of 20

1999 PAYMENTS	Date of Report Received from Grantee (a)
== : ==	: ==

GP 9935

75,000 00 10/20/2000 p

GP 9918

150 000 00 02/22/2001 & 08/29/2001

225 000 00

THE ROCKEFELLER FOUNDATION

Identification Number 13-1659629

Attachment #2 A(1) / Schedule 5

Page 14 of 20

1999 PAYMENTS

	1999 PAYMENTS -----	Date of Report Received from Grantee (a) : : -
<u>HEALTH SCIENCES</u>		
RF 98023 #27 American Medical Association 515 North State Street Chicago, Illinois 60610 To support the participation of delegates from Asia and Africa at the 11th World Conference on Tobacco OR Health	100 000 00	10/27/2000
RF 96048 #49 Comite d'Études sur les Femmes, la Famille et l'Environnement en Afrique B P 5906 Dakar-Fann Dakar, Senegal For a study of inter-generational communication in Senegal on reproductive health issues	21 860 00	02/07/2000 & 02/22/2001
RF 98002 #523, RF 98023 #30 Council on Health Research for Development c/o UNDP Palais des Nations 1211 Geneva, Switzerland For an international conference in Bangkok Thailand, to devise a new agenda for health research for development	650,000 00	03/09/2000 & 07/02/2000 & 02/12/2001
RF 99037 #1 Health Systems Trust P O Box 808 Durban, South Africa 4001 To further the development of a gauge to involve provincial and national legislators in the promotion of health equity in South Africa and explore international application of the gauge concept	300 000 00	10/31/2000 & 07/03/2001
RF 98002 #524 International Forum for Social Sciences in Health Apartado 47795 Caracas, Venezuela 1041-A To support the costs of developing-country participants to a seminar on the social determinants of health	20,000 00	07/12/2001
RF 97045 #75 K E M Hospital Research Centre Sardar Moodliar Road Rasta Peth Pune, India 411 011 For a study to assess the performance of various approaches to assess vaginal discharge in India, for the development of simple flow charts for the case management of vaginal discharge	22,860 00	01/08/2001 & 06/29/2001 q

THE ROCKEFELLER FOUNDATION

Identification Number 13-1659629

Attachment #2 A(1) / Schedule 5
Page 15 of 20

1999 PAYMENTS

	1999 PAYMENTS	Date of Report Received from Grantee (a)
<u>HEALTH SCIENCES</u>		
HS 9813		
Women's Health Project	50 000 00	08/03/2000 & 03/29/2001
P O Box 1038		
Johannesburg 2000, South Africa		
For regional activities related to an international initiative entitled		
"Operationalizing Cairo and Beijing a training initiative in Gender and		
Reproductive Health"		
TOTAL HEALTH SCIENCES	1,164,720 00	

THE ROCKEFELLER FOUNDATION

Identification Number 13-1659629

Attachment #2 A(1) / Schedule 5
Page 16 of 20

1999 PAYMENTS

	1999 PAYMENTS = \$ (US) =	Date of Report Received from Grantee (a)
<u>POPULATION SCIENCES</u>		
RF 98013 #169 Action Canada for Population and Development Suite 300 260, rue Dalhousie Street Ottawa Canada K1N 7E4 For a public education program about international population and development issues and the dissemination of research results on these topics	100,000 00	03/26/2001
RF 99009 #222 Action Canada for Population and Development Suite 300 260, rue Dalhousie Street Ottawa, Canada K1N 7E4 For a public education program about international population and development issues and the dissemination of research results on these topics	71,700 00	03/26/2001
RF 99009 #210 Australian Reproductive Health Alliance * Canberra, Australia To continue to inform Australian policymakers and the public about international reproductive health, population, and development issues	100,000 00	10/11/2000
RF 98013 #193 Danish Family Planning Association Skindergade 28,1 Copenhagen, Denmark DK-1159 For an educational initiative on international reproductive health and family planning issues	120,000 00	06/27/2000
RF 98013 #192 Family Federation of Finland Helsinki Finland 00101 To continue an educational initiative on international reproductive health and family planning issues for parliamentarians, government officials, and the media	191,180 00	02/22/2000 & 01/29/2001
PS 9822 International Peace Maternity and Child Health Hospital 910 Hengshan Road Shanghai China 200030 For a study in collaboration with the Shanghai Institute of Family Planning Technical Instruction on the probability of conception in Chinese women at the time of ovulation	11,894 00	01/20/2000 r

THE ROCKEFELLER FOUNDATION

Identification Number 13-1659629

Attachment #2 A(1) / Schedule 5

Page 17 of 20

1999 PAYMENTS

	1999 PAYMENTS	Date of Report Received from Grantee (a)
POPULATION SCIENCES		
RF 96020 #66 Programa Latinoamericano de Capacitacion e Investigacion en Reproduccion t c/o Instituto Nacional de la Nutricion, S Z Vasco de Quiroga No 15 Mexico, D F , Mexico 14000 For a project to strengthen human resources for biomedical research and fertility regulation and foster collaboration between the public and private sectors	448,200 00	07/27/2000 & 08/02/2001 s
RF 96048 #63 Swaasthya Project * New Delhi, India For a community-based intervention research project targeting adolescents to improve HIV/AIDS and STD prevention in the Tign area of New Delhi	45,100 00	05/09/2000 & 02/16/2001 & 06/18/2001 t
RF 98024 #88 Talwar Research Foundation E-6, Neb Valley, Neb Sarai Sainik Farms New Delhi, India 110068 To develop human and/or "humanized" antibodies against human chorionic gonadotropin for emergency contraception	55 000 00	04/30/2000 & 05/21/2001
RF 99009 #212 The Hive Collaborative 1117 East Putnam Avenue, #335 Greenwich, Connecticut 06878 To develop and implement, in collaboration with the Partners in Population and Development, an Internet Website to encourage and support South-to-South communications and collaboration on global population and development issues	158,000 00	11/20/2001 u
RF 98014 #28 RF 99008 #30 Union for African Population Studies B P 21007 Dakar Ponty Dakar, Senegal Toward the cost of a conference to be held in South Africa on the African population in the 21st Century	111,850 00	08/11/2000 & 06/06/2001 v
RF 99009 #217 World Population Foundation Amperestraat 10, 2nd Floor Hilversum, Netherlands 1221 GJ For three projects designed to mobilize European donor assistance for reproductive health and family planning programs in developing countries	215,600 00	10/02/2000
TOTAL POPULATION SCIENCES	1,628,524 00	

THE ROCKEFELLER FOUNDATION

Identification Number 13-1659629

Attachment #2.A(1) / Schedule 5
Page 18 of 20

1999 PAYMENTS

	1999 PAYMENTS	Date of Report Received from Grantee (a)
<u>SPECIAL INTERESTS</u>		
SI 9808 Adriano Olivetti Foundation Via Zanardelli 34 Rome, Italy 00186 Toward the costs of its project to analyze the historical linkage of American foundations in Europe and the development of European foundations	17,000 00	05/25/2000 & 10/30/2001
SI 9709 Krishnamurti Foundation India 64/65 Greenways Road Chennai India 600 028 For use by its Rishi Valley Education Centre for its education kit project	30 770 00	08/08/2000 & 02/20/2001 w
SI 9823 Peace Child International The White House Buntingford Herts England SG9 9AH Toward the costs of producing a youth edition of the United Nations Development Programme's human development reports 1990-1998, to serve as a young people's introduction to sustainable human development	50,000 00	09/15/2000 x
SI 9911 Videazimut * 3680, rue Jeanne-Mance, Bureau 430 Montreal, Canada H2X 2K5 Toward the Training Evaluation and Needs Assessment Program	25,000 00	12/04/2000
TOTAL SPECIAL INTERESTS	122 770 00	

THE ROCKEFELLER FOUNDATION

Identification Number 13-1659629

Attachment #2 A(1) / Schedule 5

Page 19 of 20

1999 PAYMENTS

	1999 PAYMENTS	Date of Report Received from Grantee (a)
<u>SPECIAL INTERNATIONAL INITIATIVES</u>		
RF 98053 Carnegie Endowment for International Peace * 1779 Massachusetts Ave NW Washington DC 20036 To advance understanding of globalization especially the relationship between economic political, and technological changes and the inequality within and between countries	1,000,000 00	07/31/2000 y
RF 94038 #14 Fundacion Esquel * Avenida Colon 1346 Mezzanine Of 12 Quito, Ecuador Toward the second stage of the Social Responsibility program	50,000 00	05/15/2000 & 09/20/2001
TOTAL SPECIAL INTERNATIONAL INITIATIVES	1,050,000 00	
Report Summary =====>>	16,753,442 81	

NOTE: All the above payments were made during 1999 Budgetary material in support of the grant request was obtained from each of the grantees Reports from grantees not due/or not fully accounted for above will be reflected in our 2000 990-PF Report Future payments to grantees who are delinquent in providing a satisfactory accounting will be withheld

(a) The accounting reports received were found to be in order and, unless otherwise noted, show that the funds were fully expended for the purpose of the grant To the best of our knowledge, the grantee has not diverted any portion of the funds from the purpose of the grant

- b Grantee has accounted for \$5 718 00 through 08/31/2000 and the grant has been extended through 08/31/2001
- c Grantee has accounted for \$8,058 00 through 11/30/2000 and the grant has been extended through 11/30/2001
- d Grantee has been written on two occasions requesting a 03/31/2000 final accounting Our field staff have been in contact with this grantee and unpaid balances on other grants are being held pending receipt and acceptance of reports
- e Grantee has accounted for \$14,608 66 and has returned the unexpended balance of \$391 34
- f Grantee accounted for \$8,800 00 and the balance of \$20,065 05 was reimbursed as grantee expenses No further accounting is required
- g Grantee accounted for \$59,885 00 through 03/15/2001 This item did not appear on our prior year report, because it was inadvertently miscoded in our system This coding has since been corrected
- h Grantee has accounted for \$51,306 50 through 02/28/2001 Attempts to obtain a final 04/30/2000 are without success A final accounting is determined unobtainable and we are closing this grant prohibiting this grantee from receiving future RF funding

THE ROCKEFELLER FOUNDATION

Identification Number 13-1659629

Attachment #2.A(1) / Schedule 5
Page 20 of 20

1999 PAYMENTS

i Grantee has accounted for \$47,241 20 through 12/31/2000

j Grantee accounted for \$124 730 00 through 10/30/99 and has indicated that the unexpended balance will be returned to the RF Our Program Associate has since provided the grantee with information for returning funds

k Grantee has accounted for a cumulative \$19,314 00 through 03/31/2001

l Grantee has accounted for \$45,920 00 through 07/31/2000 and the grant has been extended through 12/31/2001

m Grantee has accounted for \$91 893 00 through 07/31/2000

n Grantee has been written on three occasions requesting a 12/31/99 interim and 08/31/2000 final accounting A final accounting is determined to be unobtainable and we are closing this grant prohibiting this grantee from receiving future RF funding

o Grantee has accounted for \$83,073 75 and has refunded the unexpended balance of \$35 426 25

p Grantee has modified their submission and all funds provided have been fully accounted for

q Grantee has accounted for a cumulative \$20 371 48 through 03/31/2001 and the grant has been extended through 03/31/2002

r Grantee has accounted for \$1,665 00 through 12/31/99 and has been written on 2 occasions requesting a 12/31/2000 interim accounting Our Program Associate is making further attempts to obtain an interim financial report

s Grantee accounted for a cumulative \$395,860 54 through 05/31/2001

t Grantee accounted for a cumulative of approximately \$27 015 00 through 03/31/2001

u Appeared in prior reports at "Hive Collaborative" Grantee has accounted for \$93,680 78 through the 05/31/2000 termination and an extension has been requested

v Grantee accounted for a cumulative \$49,908 00 through 12/31/2000

w Grantee accounted for a cumulative of approximately \$25,480 00 through 12/31/2000 and has been written on one occasion requesting a 03/31/2001 interim accounting

x Report was received requiring elaboration in some areas This submission has since been accepted and all funds provided have been accounted for

y Grantee accounted for \$262,588 00 through 12/31/1999 and has been written on two occasions requesting a 12/31/2000 interim accounting A follow-up phone call has indicated such an accounting shall be sent, but we have not received it to date

THE ROCKEFELLER FOUNDATION

Identification Number 13-1659629

Attachment #2 A(1) / Schedule 6

Page 1 of 32

2000 PAYMENTS

	2000 PAYMENTS	Date of Report Received from Grantee (a)
<u>AFRICAN INITIATIVES</u>		
RF 97034 #833 Madagascar Institut pour la Conservation des Environnements Tropicaux BP 3715 Antananarivo Madagascar For administrative costs associated with Jonah Ratsimbazafy's research	1 250 00	
RF 99055 #188 Maendeleo ya Wanawake Organization * P O Box 44412 Nairobi, Kenya Toward the cost of implementing an intervention designed to reduce girls' drop-out rates from primary school in five districts in Kenya that currently have poor girls' completion rates	200,900 00	
RF 99055 #174 Maten Girls Centre P O Box 194 Meru, Kenya Toward the costs of its project to train trainers, community leaders and youth in health concepts that will promote better health for the Centre's students and the surrounding community	25,000 00	
RF 96051 #123 Mazingira Institute P O Box 14550 Nairobi Kenya For the costs of producing and distributing to host institutions in Uganda and Malawi comic books for the Minds Across Africa School Clubs designed to enhance the quality of primary education with an emphasis on gender equality	105 940 79	10/31/2000
RF 99055 #180 The Nnabagereka Development Trust Fund Bulange, MENDO P O Box 7451 Kampala, Uganda Toward the costs of research to identify critical areas to address and approaches to mobilize communities and households in promoting children's welfare and economic development	51 982 00	
TOTAL AFRICAN INITIATIVES	385,072 79	

THE ROCKEFELLER FOUNDATION

Identification Number 13-1659629

Attachment #2 A(1) / Schedule 6

Page 2 of 32

2000 PAYMENTS

2000 PAYMENTS	Date of Report Received from Grantee (a)
----	-----

AGRICULTURAL SCIENCES

RF 99007 #45

International Center for Information on Cover Crops *

67 000 00

10/05/2001 b

Apartado Postal 4443

Tegucigalpa M D C , Honduras

Toward the costs of a workshop on expanding uses of mucuna and investigating the problems of anti-nutritional factors in the plant to be held in Tegucigalpa, Honduras, April 26-29, 2000

RF 95001 #336

International Centre for Genetic Engineering and Biotechnology

1,152 84

c

Aruna Asaf Ali Marg

New Delhi, India 110 067

For research on mapping and tagging of gall midge resistance genes in rice

RF 98001 #654

International Centre for Genetic Engineering and Biotechnology

13,360 00

06/01/2001

Aruna Asaf Ali Marg

New Delhi, India 110 067

For a study of isolation and characterization of gall midge-resistant gene/s in rice, to be undertaken by Biotechnology Career Fellow Dr K R Rajyashin, under the direction of Dr J W Snape, John Innes Centre Norwich, United Kingdom

RF 98001 #666

International Centre for Genetic Engineering and Biotechnology

4,038 41

d

Aruna Asaf Ali Marg

New Delhi, India 110 067

For research on marker-assisted selection of gall midge resistance in cultivated rice

RF 99001 #727

International Centre for Genetic Engineering and Biotechnology

28 790 00

05/02/2000 e

Aruna Asaf Ali Marg

New Delhi, India 110 067

For research on marker-assisted selection of gall midge resistance in cultivated rice

RF 99001 #771

International Centre for Genetic Engineering and Biotechnology

36,191 09

04/24/2001 f

Aruna Asaf Ali Marg

New Delhi, India 110 067

For research on mapping and tagging of gall midge resistance genes in rice

THE ROCKEFELLER FOUNDATION

Identification Number 13-1659629

Attachment #2 A(1) / Schedule 6

Page 3 of 32

2000 PAYMENTS

	2000 PAYMENTS	Date of Report Received from Grantee (a)
<u>AGRICULTURAL SCIENCES</u>		
RF 98001 #631 Mahyco Research Foundation * Biotechnology Centre 8-2-703, A G Heights Road No 12, Banjara Hills Hyderabad, A P India 500 034 Toward the costs of research and training in the application of marker-assisted selection (MAS) to rice improvement	19,659 82	g
RF 96047 #107 Proyecto Sierra de Santa Marta A C * Apartado postal 305 Veracruz C P 91000 Xalapa, Mexico To support the project "Experimentation and promotion of technological alternatives in the milpa and homegardens in the Sierra Santa Marta, State of Veracruz"	15,000 00	04/25/2001
RF 96047 #113 Red de Estudios para el Desarrollo Rural, A C * Chapingo, Mexico To support the project Natural Resources Management in Mexico Consolidation of the Network	179,617 00	10/19/2001
RF 96047 #108 Rural Studies and Peasant Counseling * Pnv Elvira 114 Fraee Villa San Luis Oaxaca Mexico 68020 To continue support for the development of natural resources management capacity in the Union of Zapoteco and Chinanteca Communities (UZACHI) on Oaxaca	20 000 00	10/27/2000
RF 96047 #116 Senderos y Encuentros para un Desarrollo Autonomo y Sustentable * Veracruz Mexico Toward the costs of developing a training center for trainers and farmers in Sierra Santa Marta Veracruz	47 000 00	08/29/2001
RF 98001 #682 SPIC Science Foundation * 110 Mount Road Guindy Madras India 600 032 For research on the development of transposon trap lines in rice	15,716 18	08/02/2000 & 08/28/2001 h

THE ROCKEFELLER FOUNDATION

Identification Number 13-1659629

Attachment #2.A(1) / Schedule 6

Page 4 of 32

2000 PAYMENTS

	2000 PAYMENTS : : : : : -	Date of Report Received from Grantee (a) -
<u>AGRICULTURAL SCIENCES</u>		
RF 99020 #212 Sustainable Community Oriented Development Programme P O Box 5 Sega Kenya For further development and implementation of farmer-participatory trial programs to promote the use of the appropriate fertilizer types and crop residue management practices in order to restore soil fertility and improve food production in smallholder farming systems in western Kenya	77 000 00	04/06/2001
RF 96047 #117 Vicente Guerrero Rural Development Project Tlaxcala Mexico For the consolidation of its "Peasant-to-Peasant" program of experimentation and diffusion of agroecological technologies in Mexico	12 614 47	
TOTAL AGRICULTURAL SCIENCES	537 139 81	

THE ROCKEFELLER FOUNDATION

Identification Number 13-1659629

Attachment #2.A(1) / Schedule 6

Page 5 of 32

2000 PAYMENTS

	2000 PAYMENTS	Date of Report Received from Grantee (a)
<u>ARTS AND HUMANITIES</u>		
RF 98041 #84 African Books Collective, Ltd The Jam Factory 27 Park End Street Oxford, United Kingdom OX1 1HU Toward the costs of promotion, research and dissemination activities	68 503 00	07/18/2001 i
RF 99042 #81 Al-Urdun Al-Jadid Research Center P O Box 940631 Amman, Jordan 11194 Toward the costs of the third phase of the "Social History of Jordan" project	80,745 00	
RF 99025 #1 Arts International * 251 Park Avenue South 5th Floor New York New York 10010 To improve and strengthen global cultural exchange activities through support for artists information services, capacity building, and international networks	1 520,000 00	09/11/2000 & 11/15/2001 j
RF 97021 #59 Center for Palestine Research and Studies P O Box 132 Nablus, Israel Toward a project on the role of Palestinian "Islamists in the National Political Process" and four public opinion polls	63,595 93	03/21/2001 & 09/24/2001
RF 97052 #593 Centro de Investigaciones Regionales de Mesoamérica * 5 Calle Oriente, No 5 Antigua Guatemala Towards the costs of a program of Rockefeller Foundation Resident Fellowships in the Humanities entitled, "Beyond the 'Post-War' Identity Construction and New Political Subjects in Central America "	62,184 00	05/08/2001 k
RF 97021 #60 Economic and Social History Foundation of Turkey Vali Konagi Cad Samsun Apt No 57, D 2-3-4 Nisantasi Istanbul, Turkey 80220 For a conference on "Users and Public Participation in Museums" and the organization of a program on "Local Initiatives on History and Cultural Heritage"	75 469 00	01/29/2001

THE ROCKEFELLER FOUNDATION

Identification Number 13-1659629

Attachment #2.A(1) / Schedule 6

Page 6 of 32

2000 PAYMENTS

2000 PAYMENTS	Date of Report Received from Grantee (a)
=====	=====

ARTS AND HUMANITIES

RF 99042 #82

Economic and Social History Foundation of Turkey

150 100 00

Vali Konagi Cad

Samsun Apt No 57 D 2-3-4

Nisantasi

Istanbul Turkey 80220

Toward the costs of the "Local History Initiatives" and museum projects

RF 98041 #82

Groupe de Recherche et d'Échanges Technologiques

21 722 00

211-213 Rue la Fayette

Paris France 75010

Toward the costs of the technical secretariat of the African Media Partners Network in the year 2000

RF 97052 #594

Institute of Peruvian Studies

82,550 00

02/06/2001 & 03/07/2001

Lima, Peru

Towards the costs of a program of Rockefeller Foundation Resident Fellowships in the Humanities entitled, "Globalization, Cultural Diversity and Redefinition of Identities in Andean Countries "

RF 96003 #584

Instituto de Desarrollo Económico y Social

66,100 00

09/07/2001

Araoz 2838

Buenos Aires, Argentina 1425

Toward the costs of a program of Rockefeller Foundation Resident Fellowships in the Humanities

RF 98041 #81

International African Institute

43 200 00

07/12/2001

SOAS, Thornhaugh Street

Russell Square

London, United Kingdom WC1H 0XG

Toward the costs of the Bellagio Publishing Network newsletter and website

RF 96041 #49

International Peace and Cooperation Center

82 500 00

08/28/2001

Orient House Building

Abu Obeidah Ibn el-Jarah St No 10

P O Box 24162

Jerusalem, Israel

Toward the costs of a research project on the mutual perceptions of Jews and Muslims

THE ROCKEFELLER FOUNDATION

Identification Number 13-1659629

Attachment #2 A(1) / Schedule 6

Page 7 of 32

2000 PAYMENTS

	2000 PAYMENTS	Date of Report Received from Grantee (a)
<u>ARTS AND HUMANITIES</u>		
RF 99043 #19 Interreligious Coordinating Council in Israel P O Box 8771 Jerusalem Israel 91086 Toward the ongoing costs of the Council's Education Center	50,000 00	01/11/2001
RF 99043 #21 Islamic-Christian National Dialogue Committee P O Box 200 Hazmieh, Lebanon Toward the costs of inter-religious activities aimed at aiding the peace process in Lebanon and the entire Middle Eastern region	38 000 00	
RF 96041 #48 Jerusalem Institute for Israel Studies 20a Radak Street Jerusalem Israel 92186 Toward the costs of a research project on the "Image of the Other "	82 500 00	
RF 99042 #84 Jerusalem International Book Fair Municipality of Jerusalem P O Box 775 Jerusalem Jerusalem, Israel 91007 Toward the costs of bringing authors and publishers from Muslim countries to the 20th biennial Jerusalem International Book Fair	31,170 00	
RF 98055 #611 La Morada Corporación de Desarrollo de la Mujer 251 Punsima Recoleta Santiago, Chile Toward the costs of the conference, "Memory in Latin American Transitions"	15 200 00	
RF 99044 #628 La Morada Corporación de Desarrollo de la Mujer 251 Punsima Recoleta Santiago, Chile Toward the costs of "Women's Memory a Knowledge Excluded From History," a series of workshops, conferences, and seminars	66,000 00	

THE ROCKEFELLER FOUNDATION

Identification Number 13-1659629

Attachment #2 A(1) / Schedule 6

Page 8 of 32

2000 PAYMENTS

	2000 PAYMENTS -----	Date of Report Received from Grantee (a) -----
<u>ARTS AND HUMANITIES</u>		
RF 99011 Latin American Network of Independent Producers of Contemporary Art * P O Box 9020498 To facilitate intracontinental interaction among Latin American artists and independent arts organizations	350,000 00	
RF 99043 #24 Mediation Network for Northern Ireland 10 Upper Crescent Belfast, Northern Ireland BT7 1NT Toward the ongoing costs of the Churches Programme	24,294 00	
RF 98055 #603 Museum of Clay Concordia 420 e/ Pitiantuta y Ayala Velazquez Asuncion, Paraguay Toward the costs of a program of Rockefeller Foundation Resident Fellowships in the Humanities at the Visual Arts Center entitled "Identities in Transition The Challenges of Art in Today's Paraguay"	80,448 00	12/29/2000 m
RF 99023 #347 National Video Resources, Inc * 73 Spring Street Suite 606 New York, New York 10012 Toward the costs of the "Video Network on Race," a coalition of nonprofit organizations nationwide that will use independent videos in their programming efforts to combat racism and promote tolerance	201,610 78	
RF 99044 #620 SUR Casa de Estudios del Socialismo Lima, Peru 11 Toward the costs of a program of Rockefeller Foundation Resident Fellowships in the Humanities entitled, "Violence, Democracy, and Authoritarianism in Contemporary Peruvian Culture and Politics"	13,800 00	
RF 98041 #83 The African Script Development Trust * 43 Selous Avenue Harare, Zimbabwe Toward the costs of Year III of the Fund's work	200,000 00	05/02/2001

THE ROCKEFELLER FOUNDATION

Identification Number 13-1659629

Attachment #2 A(1) / Schedule 6

Page 9 of 32

2000 PAYMENTS

	2000 PAYMENTS	Date of Report Received from Grantee (a)
<u>ARTS AND HUMANITIES</u>		
RF 98041 #86		
The Caribbean Publishers' Network Limited	25,000 00	01/26/2001 n
6 Prospect Avenue		
Maraval		
Port of Spain, Trinidad & Tobago		
Toward the costs of a conference at the Bellagio Study and Conference Center in November 2000		
TOTAL ARTS AND HUMANITIES	3 494,691 71	

THE ROCKEFELLER FOUNDATION

Identification Number 13-1659629

Attachment #2.A(1) / Schedule 6
Page 10 of 32

2000 PAYMENTS

	2000 PAYMENTS	Date of Report Received from Grantee (a)
<u>BUILDING DEMOCRACY</u>		
RF 99026 #97	30,000 00	08/24/2001 o
P O Box 5665 Johannesburg, South Africa 2000 To create tools for South African labor activists and U S labor organizers to develop effective strategies to work with international financial institutions on their macroeconomic policies		
RF 99014 #28	75,000 00	p
The Potomac Coalition, Inc 1652 Michigan Avenue NE Washington, DC 20017 To support research on new investment models, protocols, and relationships that promote development, livable wage jobs and equity stakes in poor urban communities		
TOTAL BUILDING DEMOCRACY	105,000 00	

THE ROCKEFELLER FOUNDATION

Identification Number 13-1659629

Attachment #2.A(1) / Schedule 6

Page 11 of 32

2000 PAYMENTS

	2000 PAYMENTS	Date of Report Received from Grantee (a)
<u>CREATIVITY & CULTURE</u>		
2000 CC 115 Academia Europaea 31 Old Burlington Street London, United Kingdom W1X 1LB Toward the costs of a Collaboration and Ownership in the Digital Economy (CODE) Conference to be held at Queens' College, England in April 2001	44,951 00	
2000 CC 099 African Publishers Network 18 Van Praagh Avenue Milton Park P O Box 3773 Harare, Zimbabwe Toward the costs of APNET's strategic plan for 1999-2002	139 334 00	
2000 CC 012 Fundacion Ars/TEOR/eTica Apdo 4009 San Jose Costa Rica 1000 Toward the costs of the first regional symposium on contemporary artistic practices in Central America	37,000 00	
2000 CC 040 Performing Arts Labs 12 Carlton House Terrace London, England SW1Y 5AH Toward the costs of Lit Lab II, a residential laboratory for 10 artists to explore creative possibilities between new and traditional literary form	20,000 00	
2000 CC 105 Union de Museos Comunitarios de Oaxaca A C Tinoco y Palacios No 311-12 Col Centro Oaxaca Mexico C P 68000 Toward the costs of a training center for indigenous groups to establish their own community museums	66,000 00	
TOTAL CREATIVITY & CULTURE	307,285 00	

THE ROCKEFELLER FOUNDATION

Identification Number 13-1659629

Attachment #2 A(1) / Schedule 6
Page 12 of 32

2000 PAYMENTS

	2000 PAYMENTS	Date of Report Received from Grantee (a)
<u>FOOD SECURITY</u>		
2000 FS 041 African Crop Science Society c/o Private Bag X 82076 Rustenburg, South Africa 0300 To support the next scientific meeting of the African Crop Science Society, based at Makerere University's Faculty of Agriculture, to be held in Nigeria in 2001	37,050 00	
2000 FS 116 Center for the Application of Molecular Biology to International Agriculture * GPO Box 3200 Canberra, Australia 2601 For the adaptation, optimization, and provision of microarray-based technologies for marker-assisted selection of maize germplasm for Singa resistance	100,000 00	
2000 FS 115 Environmental Action Team * P O Box 2605 Kitale, Kenya To continue support for adaptive research on biological alternatives for soil fertility management for maize production	112,527 00	
2000 FS 125 International Center for Information on Cover Crops * Apartado Postal 4443 Tegucigalpa M D C , Honduras To support the development and maintenance of a database to store and manage information related to green manure cover crop systems in the tropics	95,000 00	
2000 FS 079 PELUM Association P O Box MP1059 MT Pleasant Harare, Zimbabwe To support a series of workshops organized by the PELUM Association and its partner organizations in eastern and southern Africa focusing on the analysis of constraints and opportunities for promoting sustainable agriculture in the region	51 000 00	

THE ROCKEFELLER FOUNDATION

Identification Number 13-1659629

Attachment #2 A(1) / Schedule 6
Page 13 of 32

2000 PAYMENTS

	2000 PAYMENTS	Date of Report Received from Grantee (a)
<u>FOOD SECURITY</u>		
2000 FS 147		
Vicente Guerrero Rural Development Project	12,000 00	
Tlaxcala Mexico		
To strengthen and document the more than twenty years of its facilitation of farmer-led agncultural technology dissemination in Mexico		
TOTAL FOOD SECURITY	407 577 00	

THE ROCKEFELLER FOUNDATION

Identification Number 13-1659629

Attachment #2.A(1) / Schedule 6

Page 14 of 32

2000 PAYMENTS

	2000 PAYMENTS	Date of Report Received from Grantee (a)
<u>GLOBAL ENVIRONMENT</u>		
RF 97009 #9 BAIF Development Research Foundation Dr. Manibhai Desai Nagar National Highway No. 4, Wajpe Pune, India 411 029 For the costs of a research project on production systems for <i>Jatropha curcas</i> for use on small farms	10,500 00	06/11/2001 q
GE 9819 Costa Rican Foundation for Sustainable Development Apartado 1957-100 San Jose, Costa Rica Toward the costs of its project to promote the development of electric transportation in the developing world	225 000 00	12/22/2000
RF 98051 Energy Foundation * Building 1012, 2nd floor P.O. Box 29905 San Francisco, California 94129-0905 To continue support for its work on U.S. energy efficiency and renewable energy sources	2 000 000 00	
RF 98015 #127, RF 99010 #128 Leadership for Environment and Development International, Inc. * 48 Prince's Gardens London, United Kingdom SW7 2PE To build human capital for leadership that will promote sustainable development and nurture international cooperation to accomplish these ends	6,300,000 00	09/25/2001
RF 99010 #129 Leadership for Environment and Development International, Inc. * 48 Prince's Gardens London, United Kingdom SW7 2PE Toward the costs of its Fellows Program	2,000,000 00	12/01/2000 r
TOTAL GLOBAL ENVIRONMENT	10,535 500 00	

THE ROCKEFELLER FOUNDATION

Identification Number 13-1659629

Attachment #2 A(1) / Schedule 6

Page 15 of 32

2000 PAYMENTS

	2000 PAYMENTS	Date of Report Received from Grantee (a)
<u>GLOBAL INCLUSION</u>		
2000 GI 031 Action Group on Erosion Technology and Concentration * 478 River Avenue Suite 200 Winnipeg MB, Canada R3L 0C8 For the participation of representatives from southern civil society organizations in the Global Forum on Agricultural Research, an international conference on agricultural biotechnology and food security-related topics	45,000 00	02/26/2001
2000 GI 047 Action Group on Erosion, Technology and Concentration * 478 River Avenue, Suite 200 Winnipeg MB, Canada R3L 0C8 For a program to advance the informal participation of rural societies of developing countries in agricultural research and development that address food security	317 500 00	
2000 GI 040 AfricaBio P O Box 873 Irene, South Africa Toward the costs of a workshop on food and agricultural biotechnology for decision makers in the South African Development Community region to be held in Midrand, Gauteng, South Africa	58 200 00	
2000 GI 003 African Biotechnology Stakeholders Forum P O Box 66069 Nairobi, Kenya Toward the costs of a mass media and policymakers workshop on biotechnology	29,605 00	09/12/2001
2000 GI 011 Bellagio Forum for Sustainable Development * An der Bormau 2 Osnabruck, Germany 49090 For general support	60,000 00	s
2000 GI 002 Equilibrium and Population 205 Boulevard St Germain Paris, France 75007 For activities designed to educate European policymakers and the public about international population and reproductive health issues	248,000 00	12/29/2000

Attachment #2.A(1) / Schedule 6
Page 16 of 32

Page 16 of 32

Date of
Report Received
from Grantee (a)

Report Received
from Grantee (a)

2000 GI 020

172,640 00 01/29/2001 t

To complete an educational initiative on international reproductive health and family planning issues for parliamentarians, government officials, and the media

31 000 00

31 000 00

Toward the costs of planning an international conference of informal sector workers, aimed at increasing the participation of such workers in negotiations on international labor standards

19 360 00 u

19 360 00 u

Toward the costs of a workshop on community river care in the Mekong region

24,500 00 v

24,500 00 v

Toward the costs of a report on the impact and effectiveness of human rights organizations on armed groups to respect human rights

15.000 00 09/04/2001

15.000 00 09/04/2001

Toward the costs of its project to examine the effects of international administration of war-torn societies

70 000 00

70 000 00

Toward the cost of two projects its Forum 2000 on Human Security and a new global governance initiative

THE ROCKEFELLER FOUNDATION

Identification Number 13-1659629

Attachment #2.A(1) / Schedule 6

Page 17 of 32

2000 PAYMENTS

	2000 PAYMENTS	Date of Report Received from Grantee (a)
<u>GLOBAL INCLUSION</u>		
2000 GI 093 Leadership for Environment and Development International, Inc * 48 Prince s Gardens London United Kingdom SW7 2PE For general support	10,000 000 00	
2000 GI 039 Legislators Organization for a Balanced Environment 2000 P Steet, NW Suite 308 Washington DC 20036 Toward the costs of its project on globalization and the role of legislators in this process	40,000 00	w
2000 GI 013 Swedish Association for Sex Education Stockholm Sweden To complete an educational initiative concerning the Cairo Programme of Action, particularly adolescent reproductive health and nghts, for Swedish opinion leaders government officials and the public	75 000 00	05/29/2001
2000 GI 034 The International South Group Network 25-C Matiyaga Street Central District Quezon City, Philippines To support the projects of its Southern and Eastern Afncs Trade Information and Negotiations Initiative to strengthen the ability of African officials to negotiate on trade and development issues and to develop research and teaching capacity in trade policy in African institutions	150,000 00	07/01/2001 x
2000 GI 058 The Royal Institute of International Affairs Chatham House 10 St James's Square London, England SW1Y 4LE For a workshop and book publication that will analyze the evolution of the Cartagena Protocol on Biosafety in order to provide background for its interpretation and implementation	68,000 00	

THE ROCKEFELLER FOUNDATION

Identification Number 13-1659629

Attachment #2 A(1) / Schedule 6
Page 18 of 32

2000 PAYMENTS

	2000 PAYMENTS -----	Date of Report Received from Grantee (a) -
<u>GLOBAL INCLUSION</u>		
2000 GI 106		
Water Policy International Limited	26,000 00	
"Rustlings"		
1 Dome Hill		
Caterham		
Surrey, United Kingdom CR3 6EE		
Toward the costs of African participation in a workshop on the establishment of an international civil society discourse on development in the Nile Basin		
TOTAL GLOBAL INCLUSION	----- 11,449,805 00	

THE ROCKEFELLER FOUNDATION

Identification Number 13-1659629

Attachment #2 A(1) / Schedule 6
Page 19 of 32

2000 PAYMENTS

	2000 PAYMENTS = = = . .	Date of Report Received from Grantee (a) .. : : : . .
<u>GLOBAL PROGRAMS</u>		
GP 9912 British Broadcasting Corporation Bush House P O Box 76 Strand London, United Kingdom WC2B 4PH For use by its World Service toward the costs of a radio series on the history of Africa	200 000 00	12/08/2000 & 09/30/2001
GP 9938 The Africa Net Trust * B P 5720 Dakar Fann Senegal Toward the development and launch of two television and radio programs Teenazine Africa (health science technology, geography and economics for young people) and Africa This Week (pan-African news and financial analysis)	125 000 00	04/06/2001
TOTAL GLOBAL PROGRAMS	325,000 00	

Attachment #2 A(1) / Schedule 6
Page 20 of 32

Identification Number 13-1659629

2000 PAYMENTS

	2000 PAYMENTS	Date of Report Received from Grantee (a)
HEALTH EQUITY		
2000 HE 002		
Action on Smoking and Health Foundation	53 550 00	y
36/6 Soi Pradipat 10 Pradipat Road, Samsen Nai Phayathai Bangkok, Thailand 10400		
For a workshop to foster the skills and knowledge of key actors within the tobacco control field in Southeast Asia		
2000 HE 035		
Action on Smoking and Health Foundation	202 586 00	
36/6 Soi Pradipat 10 Pradipat Road, Samsen Nai Phayathai Bangkok, Thailand 10400		
For activities related to the development of the Southeast Asian Tobacco Control Alliance a collaborative regional tobacco control network		
2000 HE 028		
Consumers International	350,000 00	z
24 Highbury Crescent London N5 1RX, United Kingdom		
For use by its Regional Office for Asia and the Pacific toward the costs of the People's Health Assembly conference held in December 2000 in Dhaka, Bangladesh		
2000 HE 029		
Consumers International	30,000 00	aa
24 Highbury Crescent London N5 1RX, United Kingdom		
For use by its Regional Office for Asia and the Pacific for a workshop on tobacco consumption and control, to be held in Durban, South Africa, November 13-17, 2000		
2000 HE 019		
Council on Health Research for Development	150,000 00	02/12/2001
c/o UNDP Palais des Nations 1211 Geneva, Switzerland		
Supplemental funding for an international conference in Bangkok Thailand to devise a new agenda for health research for development		

THE ROCKEFELLER FOUNDATION

Identification Number 13-1659629

Attachment #2 A(1) / Schedule 6

Page 21 of 32

2000 PAYMENTS

	2000 PAYMENTS	Date of Report Received from Grantee (a)
<u>HEALTH EQUITY</u>		
2000 HE 049		
Health Systems Trust	437,700 00	
P O Box 808		
Durban South Africa 4001		
To support a project working with national and provincial legislators to monitor health equity in South Africa, as part of the Equity Gauge initiative		
2000 HE 042		
INCLIN Trust International Inc *	1,000,000 00	
c/o College of Medicine		
University of the Philippines Manila		
547 P Gil Street		
Ermita		
Manila Philippines 1000		
For general support		
TOTAL HEALTH EQUITY	2 223,836 00	

THE ROCKEFELLER FOUNDATION

Identification Number 13-1659629

Attachment #2.A(1) / Schedule 6

Page 22 of 32

2000 PAYMENTS

	2000 PAYMENTS - - - - -	Date of Report Received from Grantee (a) - -
<u>HEALTH SCIENCES</u>		
RF 97045 #68 Burkina Faso Association for Family Well-Being * 01 B P 535 Ouagadougou Burkina Faso For a community-based study on the needs, attitudes practices and sexual behavior of youth in the context of STDs and HIV/AIDS in a rural setting of Yatenga Province, Burkina Faso	52,810 00	07/22/2000 & 06/20/2001
RF 99052 #3 Institute of Policy Studies of Sri Lanka 99 St Michael's Road Colombo, Sri Lanka 3 As an International Health Research Award to support a collaborative partnership to strengthen health systems reform in the Asia-Pacific region within the National Health Accounts framework	110 642 00	
RF 99052 #4 Nepal Health Research Council P O Box 7626 Kathmandu, Nepal As an International Health Research Award for a collaborative partnership in support of activities to strengthen the health research network in Nepal	69 600 00	
RF 97045 #95 Society for Education, Action and Research in Community Health * Shodh - Gram P O & Dist - GADCHIROLI (Maharashtra) Gadchiroli, India 442 605 For the writing, publication and dissemination of research papers on reproductive and child health, and institutional capacity-building	34,500 00	
HS 9813 Women's Health Project P O Box 1038 Johannesburg 2000 South Africa For regional activities related to an international initiative entitled, "Operationalizing Cairo and Beijing a training initiative in Gender and Reproductive Health"	25,000 00	03/29/2001
TOTAL HEALTH SCIENCES	292,552 00	

THE ROCKEFELLER FOUNDATION

Identification Number 13-1659629

Attachment #2 A(1) / Schedule 6

Page 23 of 32

2000 PAYMENTS

	2000 PAYMENTS -	Date of Report Received from Grantee (a) -
<u>POPULATION SCIENCES</u>		
RF 99009 #225 Action Canada for Population and Development Suite 300 260, rue Dalhousie Street Ottawa, Canada K1N 7E4 For a public education program about international population and development issues and the dissemination of research results on these topics	96 270 00	03/26/2001
RF 97045 #85 Anusandhan Trust Centre for Enquiry into Health and Allied Themes (CEHAT) 2nd floor BMC Maternity Home, 135 A-E Military Road, Near Lok Darshan, Marol, Andheri East Mumbai, India 400 059 To support India's National Abortion Assessment Study	300,000 00	05/28/2001 bb
RF 96048 #62 Ashish Gram Rachna Trust District Aurangabad 431 121 Pachod Maharashtra, India For use by its Institute of Health Management Pachod, to develop monitor and evaluate a model reproductive and child health programme through a target free approach, in a slum setting in Pune city	12,980 00	07/28/2001 cc
RF 99008 #32 INDEPTH Network, Inc * 9 Adenokum Loop, Kanda P O Box GP 14550 Accra, Ghana For a scientific meeting in Johannesburg, South Africa of representatives from an international network of field sites with continuous demographic evaluation of populations and their health	100,000 00	12/30/2000
RF 97045 #87 Reproductive Health Matters 444 Highgate Studios 53/79 Highgate Road London, England NW5 1TL Toward the costs of publishing and distributing free of charge its journal and other printed materials in sub-Saharan Africa and South Asia	25 000 00	04/10/2001 dd
RF 98024 #88 Talwar Research Foundation E-6, Neb Valley, Neb Sarai, Sainik Farms New Delhi, India 110068 To develop human and/or "humanized" antibodies against human chorionic gonadotropin for emergency contraception	64,500 00	05/21/2001 ee

THE ROCKEFELLER FOUNDATION

Identification Number 13-1659629

Attachment #2.A(1) / Schedule 6

Page 24 of 32

2000 PAYMENTS

	2000 PAYMENTS	Date of Report Received from Grantee (a)
<u>POPULATION SCIENCES</u>		
RF 97045 #91 The Save the Children Fund 17 Grove Lane London, England SE5 8RD For creating and strengthening the psychological and social resources of adolescents in urban Mali, in order to facilitate their acquisition and application of sexual health information	37,800 00	07/02/2001 ff
RF 97045 #88 Uzima Foundation P O Box 52218 Nairobi Kenya For a study on the impact of its AIDS awareness activities on the sexual behavior of youth in Kenya	25,000 00	
TOTAL POPULATION SCIENCES	661,550 00	

THE ROCKEFELLER FOUNDATION

Identification Number 13-1659629

Attachment #2 A(1) / Schedule 6

Page 25 of 32

2000 PAYMENTS

	2000 PAYMENTS	Date of Report Received from Grantee (a)
<u>REGIONAL ACTIVITIES</u>		
2000 RN 015 Association of African Universities African Universities House Aviation Road Extension, Airport Residential Area P O Box 5744 Accra-North Ghana Toward the cost of conducting a mapping of current variants in the provisions of university education in Africa	25 570 00	
2000 RN 021 Development Innovations and Networks P O Box CY3 Causeway Harare, Zimbabwe Toward the costs of a summit meeting on microcredit to benefit the poor in Africa	70 000 00	
2000 RO 001 Fundacion Esquel * Avenida Colon 1346 Mezzanine Of 12 Quito Ecuador For general support	200,000 00	
2000 RN 003 International Association of Students Interested in Economics and Business M c/o Dean of Students University of Nairobi P O Box 30197 Nairobi, Kenya Toward the costs of its external forum on empowering youth through the African renaissance a component of its East and Southern Africa Leadership Development Seminar, Nairobi, April 2000	10,000 00	
2000 RN 018 International Council on Social Welfare P O Box 28957 Kampala Uganda For five participants from East Africa to participate in the International Conference on Social Welfare held in Cape Town, South Africa, in October 2000	10,000 00	

THE ROCKEFELLER FOUNDATION

Identification Number 13-1659629

Attachment #2 A(1) / Schedule 6

Page 26 of 32

2000 PAYMENTS

2000 PAYMENTS	Date of Report Received from Grantee (a)
== ---	- - -

REGIONAL ACTIVITIES

2000 RN 004

The Legal Education Foundation Limited

P O Box 18379

Nairobi, Kenya

For research on traditional mechanisms of conflict prevention,
management, and resolution in Africa

23,440 00

TOTAL REGIONAL ACTIVITIES

339,010 00

THE ROCKEFELLER FOUNDATION

Identification Number 13-1659629

Attachment #2 A(1) / Schedule 6

Page 27 of 32

2000 PAYMENTS

	2000 PAYMENTS	Date of Report Received from Grantee (a)
<u>SPECIAL INTERESTS</u>		
SI 9808 Adriano Olivetti Foundation Via Zanardelli 34 Rome, Italy 00186 Toward the costs of its project to analyze the historical linkage of American foundations in Europe and the development of European foundations	16 000 00	10/30/2001
SI 9915 EcoNews Africa Mbaruk Road Off Mucal Drive & Ngong Road Golf Course Nairobi, Kenya Toward the community media program	75,000 00	99
SI 9426 Environment Now * 450 Newport Center Drive (Suite 450) Newport Beach California 92660 For its work in environmental restoration and protection	10 000 00	08/18/1995 hh
SI 9916 Imaginano Comunicacion para la Paz y el Cambio Social Calle 25 C No 3-92 Of 201 Bogota, Colombia Toward production of a documentary on the peace initiative, Comunidades de Paz	50,000 00	12/05/2000
SI 9709 Kshnamurti Foundation India 64/65 Greenways Road Chennai, India 600 028 For use by its Rishi Valley Education Centre for its education kit project	30,760 00	"
TOTAL SPECIAL INTERESTS	181 760 00	

THE ROCKEFELLER FOUNDATION

Identification Number 13-1659629

Attachment #2 A(1) / Schedule 6
Page 28 of 32

2000 PAYMENTS

	2000 PAYMENTS -----	Date of Report Received from Grantee (a)
<u>SPECIAL INTERNATIONAL INITIATIVES</u>		
RF 94038 #18, RF 95051 #19 National Foundation for India * India Habitat Center P O Box 3133 Lodhi Road New Delhi, India 110003 For its endowment	125 000 00	jj
TOTAL SPECIAL INTERNATIONAL INITIATIVES	----- 125 000 00	

THE ROCKEFELLER FOUNDATION

Identification Number 13-1659629

Attachment #2 A(1) / Schedule 6

Page 29 of 32

2000 PAYMENTS

	2000 PAYMENTS	Date of Report Received from Grantee (a)
<u>SPECIAL PROGRAMS</u>		
2000 CS 003 Catholic Development Commission 14 Hofmeyer Street Masvingo, Zimbabwe To test in a field setting, communication processes aimed at building the capacity of and empowering rural Zimbabwean youth to advocate on their own behalf against risky behaviors which can lead to the transmission of HIV	44 770 00	03/05/2001 kk
2000 PC 015 Danish Family Planning Association Skindergade 28 1 Copenhagen, Denmark DK-1159 To complete an educational initiative on international reproductive health and family planning issues	100 000 00	06/26/2001 ll
2000 CS 001 International Council of AIDS Service Organizations 399 Church Street, 4th Fl Toronto Canada M5B 2J6 To assist voices from developing countries to be heard in the AIDS debate internationally via world media	25 000 00	01/05/2001
2000 PC 019 Liaison Centre for Medical Women in Africa P O Box 29782 Nairobi Kenya To investigate how gender bias affects the health of women in Kenya and to begin the process of alleviating the problem	70 000 00	
2000 PV 007 Singamma Sreenivasan Foundation Tharanga * 10th Cross M A Sreenivasan Road Raj Mahal Vilas Extension Bangalore India 560 080 To improve its facilities as a conference center	50,000 00	
2000 CS 004 Umzingwane AIDS Network 457 Habane Esigodini Zimbabwe To test in a field setting, communication processes aimed at building the capacity of and empowering rural Zimbabwean youth to advocate on their own behalf against risky behaviors which can lead to the transmission of HIV	20 000 00	04/01/2001 mm

THE ROCKEFELLER FOUNDATION

Identification Number 13-1659629

Attachment #2.A(1) / Schedule 6
Page 30 of 32

2000 PAYMENTS

2000 PAYMENTS	Date of Report Received from Grantee (a)
------------------	--

SPECIAL PROGRAMS

2000 PV 019

William Greaves Productions, Inc

100,000 00

230 West 55th Street

New York, New York 10019

For an educational outreach program in association with a documentary film
entitled "Ralph Bunche An American Odyssey"

2000 CS 002

Zimbabwe AIDS Prevention and Support Organisation

31 570 50

07/09/2001

114 Nelson Mandela Avenue/5th Street

Savvas Flats 1st Floor

P O Box CY 1417

Causeway

Harare, Zimbabwe

To test, in a field setting communication processes aimed at building the
capacity of and empowering rural Zimbabwean youth to advocate on their
own behalf against risky behaviors which can lead to the transmission of
HIV

TOTAL SPECIAL PROGRAMS

441,340 50

THE ROCKEFELLER FOUNDATION

Identification Number 13-1659629

Attachment #2 A(1) / Schedule 6

Page 31 of 32

2000 PAYMENTS

	2000 PAYMENTS	Date of Report Received from Grantee (a)
WORKING COMMUNITIES		
2000 WC 029 The Learning Communities Network, Inc * 1422 Euclid Avenue, Suite 1668 Cleveland Ohio 44115 To help a network of urban school districts connect district level reform policy to school practice and take the lessons of network back into the arenas of policy, research and practice	950,000 00	07/05/2001
2000 WC 102 The San Francisco Chamber of Commerce 235 Montgomery Street 12th Floor San Francisco, California 94104 Toward the costs of incubating individual development account, pre-employment training and career advancement programs of its San Francisco Works project	100,000 00	
TOTAL WORKING COMMUNITIES	1 050 000 00	
Report Summary =====>>	32 862,119 81	

NOTE All the above payments were made during 2000 Budgetary material
in support of the grant request was obtained from each of the
grantees Reports from grantees not due/or not fully accounted
for above will be reflected in our 2001 990-PF Report Future
payments to grantees who are delinquent in providing a satisfactory
accounting will be withheld

(a) The accounting reports received were found to be in order and, unless
otherwise noted, show that the funds were fully expended for the
purpose of the grant To the best of our knowledge, the grantee has
not diverted any portion of the funds from the purpose of the grant

- b Grantee accounted for \$49 039 00 through 09/30/2000 and the grant has been extended through
12/31/2001
- c Funds were fully paid as a reimbursement of grantee expenses and no further accounting is required
- d Funds were fully paid as a reimbursement of grantee expenses and no further accounting is required
- e Grantee accounted for \$15 000 00 and the balance of \$13,790 00 was paid as a reimbursement of
grantee expenses No further accounting is required
- f Grantee accounted for \$916 53 through 03/31/2001 and \$16 191 09 was paid as a reimbursement of
grantee expenses \$19,083 47 remains to be accounted for
- g Funds were fully paid as a reimbursement of grantee expenses and no further accounting is required
- h Grantee has accounted for \$13,270 00 and a balance of \$2,446 18 was paid as a reimbursement of 3rd
party invoices No further accounting is required
- i Grantee has accounted for approximately \$60,353 50 through 06/30/2001

THE ROCKEFELLER FOUNDATION

Identification Number 13-1659629

Attachment #2 A(1) / Schedule 6
Page 32 of 32

2000 PAYMENTS

j	Grantee accounted for a cumulative \$1 460,806 00 through 09/30/2001
k	Grantee has accounted for \$58 911 68 through 12/31/2000
l	Grantee has accounted for \$32 220 00 through 07/31/2001
m	Grantee has accounted for \$76,848 00 through 12/31/2000
n	Grantee has accounted for \$18 215 00 through 01/26/2001
o	Grantee has accounted for \$5,000 00 through 06/30/2000 and has requested an extension through 10/31/2001
p	Grantee has been written on one occasion requesting a 10/30/2000 final accounting
q	Grantee has accounted for \$6,219 00 through 03/31/2001
r	Grantee has accounted for \$455 669 00 through 12/31/2000
s	Grantee has been written on one occasion requesting a 12/31/2000 final accounting
t	Grantee has accounted for \$172 281 00 through 12/31/2000
u	Grantee has been written on one occasion requesting a 03/31/2001 final accounting
v	Grantee has been written on one occasion requesting a 06/30/2001 final accounting
w	Grantee has been written on one occasion requesting a 11/30/2000 final accounting
x	Grantee has accounted for \$98,897 70 through 06/30/2001
y	Grantee has been written on two occasions requesting a 08/31/2000 final accounting
z	Grantee has been written on one occasion requesting a 03/31/2001 final accounting
aa	Grantee has been written on one occasion requesting a 02/28/2001 final accounting
bb	Grantee has accounted for \$70,442 00 through 03/31/2001
cc	Grantee has accounted for approximately \$436 00 through 03/31/2001
dd	Grantee has accounted for \$16 667 00 through 12/31/2000
ee	Grantee has accounted for \$36 889 64 through 03/31/2001
ff	Grantee has accounted for \$17,018 00 through 03/31/2001
gg	Grantee has been written on one occasion requesting a 11/30/2000 final accounting
hh	Funds were fully paid as a reimbursement of grantee expenses and no further accounting is required
ii	Grantee has been written on one occasion requesting a 03/31/2001 interim accounting
jj	Grantee has been written on one occasion requesting a 12/31/2000 interim accounting
kk	Grantee accounted for approximately \$24,755 00 through 12/31/2000
ll	Grantee has accounted for \$82,062 00 through 06/30/2001
mm	Grantee has accounted for \$18 016 38 through 12/31/2001

**PROGRAM-RELATED INVESTMENTS
EXPENDITURE RESPONSIBILITY**

	<u>PAYMENT(S)</u>	<u>REPORTS</u>
<u>1995:</u>		
Pro Fund Center Internacional, S A P O Box 769-1005 San Jose, Costa Rica (Successor investment to Banco Sol)	200,000.00	Narrative and financial reports are received annually
<u>Purpose.</u>	Investment in Pro Fund, a Costa Rican micro finance institution, in support of their microfinance activities	
<u>1999:</u>		
Pioneer Social Ventures, LLC 2200 Rainer Avenue South Seattle, WA 98144	50,000.00	03/30/2001 ^b
<u>Purpose.</u>	Investment to allow Pioneer Social Ventures, LLC to acquire businesses that create jobs and employment training opportunities for disadvantaged people	

^b Audited annual financial statements and narrative reports were received covering the period from January 1, 2000 through December 31, 2000

THE ROCKEFELLER FOUNDATION

Identification Number 13-1659629

Attachment #2 A(2)

Page 1 of 37

GRANTS TO INDIVIDUALS
(Other Than General Fellowships and Other
Grants to Organizations Earmarked)

2000
PAYMENTS

AFRICAN INITIATIVES

RF 97034 #843

Abbebe Kifle Yesus

12,535 00

Sociology & Anthropology Department

University of Asmara

Box 1220

Asmara, Ethiopia

to enable him to conduct postdoctoral research at the University
of Asmara on repatriation and reintegration of Eritrean refugees

RF 95022 #686

Abdu Abdelkadir

4,549 40

Alemaya University of Agriculture

P O Box 90193

Addis Ababa, Ethiopia

for an African Career Award to enable him to conduct
postdoctoral research at the Alemaya University of Agriculture,
Ethiopia, on intercropping and run-off agroforestry systems for
the marginal and lowland dry areas of Ethiopia

RF 94027 #603

Aboubakar Njoya

7,300 00

Institute of Animal and Veterinary Research

P O Box 1073

Garoua, Cameroon

to enable him to conduct postdoctoral research at the Institute
of Animal and Veterinary Research, Garoua, Cameroon on the
topic "Cattle productivity in a sustainable agriculture on
smallholder farms in Sahelian Cameroon"

RF 97034 #866

Aggrey J D Ambali

11,733 00

Department of Biology

University of Malawi

P O Box 280

Zomba, Malawi

to enable him to conduct postdoctoral research at the University
of Malawi on the effectiveness of protective reserves for the
recovery of commercially important small cichlid species in
Lake Malombe, Malawi

THE ROCKEFELLER FOUNDATION

Identification Number 13-1659629

Attachment #2 A(2)

Page 2 of 37

GRANTS TO INDIVIDUALS
(Other Than General Fellowships and Other
Grants to Organizations Earmarked)

2000
PAYMENTS

AFRICAN INITIATIVES

RF 94027 #620

Alpha O Camara

6,000 00

Department of Mathematics

University of Conakry

Conakry, Guinea

for an African career award to enable him to conduct
postdoctoral research at the University of Conakry, Guinea, on
the topic "Health status of children in a rural community of
Guinea, Africa Effectiveness of control measures for
soil-transmitted helminthiasis"

RF 97034 #857

Bamabas Amooti Kiiza

24 300 00

Department of Agricultural Economics & Agribusiness

Makerere University

P O Box 7062

Kampala, Uganda

to enable him to conduct postdoctoral research at Makerere
University on microfinance development and poverty alleviation
in Uganda

RF 97034 #816

Bernard Bashaasha

15,418 00

Department of Agricultural Economics

Bernard Bashaasha

P O Box 7062

Kampala, Uganda

to enable him to conduct postdoctoral research at the National
Agricultural Research Organization on the impact of population
pressure and different land use practices on household welfare
and natural resources in southwestern Uganda

RF 97034 #817

C Senewa Montet

3,494 26

African Medical and Research Foundation

P O Box 50125

Nairobi Kenya

to enable her to conduct research on the topic "Dietary intakes
and selected biomarkers of chronic disease risk amongst the
Maasai in Kenya "

THE ROCKEFELLER FOUNDATION

Identification Number 13-1659629

Attachment #2 A(2)

Page 3 of 37

GRANTS TO INDIVIDUALS
(Other Than General Fellowships and Other
Grants to Organizations Earmarked)

2000
PAYMENTS

AFRICAN INITIATIVES

RF 97034 #800

Callistus Ogot

12,206 27

Department of Zoology

Kenyatta University

P O Box 43844

Nairobi, Kenya

to enable him to conduct postdoctoral research at Kenyatta University on natural resource utilization, indigenous knowledge, and biodiversity on Mfangano Island

RF 97034 #847

Chagema John Kedera

17 080 00

P O Box 49592

Nairobi, Kenya

to enable him to conduct postdoctoral research at the Kenya Plant Health Inspectorate Service on aggressiveness of fusarium pathogens associated with maize in Kenya

RF 96022 #773

Charles Bwenge

-106 59

University of Dar es Salaam

P O Box 35091

Dar es Salaam, Tanzania

to enable him to conduct research on the topic "Codeswitching in political discourse in Tanzania A case study of national legislatures"

RF 97034 #859

Charles Nzioka

14 930 00

Department of Sociology

University of Nairobi

P O Box 30197

Nairobi, Kenya

to enable him to conduct postdoctoral research at the University of Nairobi on the sub-culture, livelihoods, and survival strategies of adolescent street girls in Nairobi

RF 97034 #810

Cheikh Anta Mbacké Babou

4,085 65

Department of History

Universite Cheikh Anta Diop

BP 5005

Dakar-Fann Senegal

to enable him to conduct research on the topic "Cohesion and the role of educational practice in the genesis and development of the Mundiyya "

THE ROCKEFELLER FOUNDATION

Identification Number 13-1659629

Attachment #2 A(2)
Page 4 of 37

GRANTS TO INDIVIDUALS
(Other Than General Fellowships and Other
Grants to Organizations Earmarked)

2000
PAYMENTS

AFRICAN INITIATIVES

RF 97034 #808

Chima Jacob Koneh

-741 06

Department of History/International Studies

Imo State University

PMB 2000

Owerri, Nigeria

to enable him to conduct research on the topic "Agricultural sustainability, the state and agricultural crisis in southeastern Nigeria, 1900-1990"

RF 97034 #855

Chns Shisanga

16,777 00

Geography Department

Kenyatta University

P O Box 43844

Nairobi, Kenya

to enable him to conduct postdoctoral research at Kenyatta University on the response of small-scale farmers to population pressure on land in Vihiga District Kenya

RF 97034 #829

Christine Ouedraogo

9,705 00

Unité d'Enseignement et de Recherche en Demographie (UERD)

BP 7118

Ouagadougou, Burkina Faso

to enable her to conduct research at Unite d'Enseignement et de Recherche en Demographie (UERD) on how loans empower women in Bazega in rural Burkina Faso

RF 96022 #789

Damen Haile Manam

8,525 00

Department of Community Health

Addis Abba University

Faculty of Medicine

P O Box 1176

Addis Ababa, Ethiopia

to enable him to conduct postdoctoral research at Addis Ababa University on traditional social insurance as an alternative financing mechanism for health care in Ethiopia

THE ROCKEFELLER FOUNDATION

Identification Number 13-1659629

Attachment #2 A(2)

Page 5 of 37

GRANTS TO INDIVIDUALS
(Other Than General Fellowships and Other
Grants to Organizations Earmarked)

2000
PAYMENTS

AFRICAN INITIATIVES

RF 97034 #851

David Mazambani

15,997 56

Edit Trust

P O Box A1444

Avondale

Harare, Zimbabwe

to enable him to conduct postdoctoral research at Edit Trust on gender, governance and the welfare of rural women focusing on land policies and their impact on women in Ward 4, Nyanga District, Zimbabwe

RF 95022 #676

David Obura

6 000 00

Coral Reef Degradation in the Indian Ocean

P O Box 10135

Mombasa Kenya

for an African career award to enable him to conduct postdoctoral research at the Wildlife Conservation Society's Coral Reef Conservation Project in Mombasa Kenya, on the topic "Coral reef research and conservation in Kenya coral biogeography, coral bleaching and conservation activities"

RF 97034 #827

Davison J Gumbo

3,091 00

26 Bishops Road

Belvedere

Harare Zimbabwe

to enable him to conduct research on the topic, "Socializing Miombo ecology Change in woodland use and its meaning for sustainable livelihoods "

RF 96022 #749

Dekha Sheikh

114 45

Kenya Agricultural Research Institute (KARI)

P O Box 57811

Nairobi, Kenya

to enable her conduct research on the topic, "Methods to assess the impact of livestock technologies on household welfare"

THE ROCKEFELLER FOUNDATION

Identification Number 13-1659629

Attachment #2.A(2)

Page 6 of 37

GRANTS TO INDIVIDUALS
(Other Than General Fellowships and Other
Grants to Organizations Earmarked)

2000
PAYMENTS

AFRICAN INITIATIVES

RF 95022 #696 Dick Sserunkuuma Department of Agricultural Economics Makerere University P O Box 7062 Kampala Uganda to enable him to conduct postdoctoral research at Makerere University on the role of non-conventional feed resources as a supplement to private pastures in Uganda	6,000 00
RF 96022 #731 Edmond Kabagambe 500 W Prospect #6F Fort Collins, Uganda 80526 to enable him to conduct research on the topic, "A Survey of Health Management and Prevalence of Selected Goat Diseases in Eastern and Western Uganda"	-109 69
RF 97034 #858 Elias Mpofu Department of Education Foundation University of Zimbabwe P O Box MP 167 Mount Pleasant Harare, Zimbabwe to enable him to conduct postdoctoral research at the University of Zimbabwe on ways of enhancing the social acceptance of disabled students in integrated schooling situations in Zimbabwe	8,427 32
RF 96022 #722 Ephraim A Mukisira Kenya Agricultural Research Institute P O Box 74491 Nairobi, Kenya to conduct postdoctoral research at the Kenya Agricultural Research Institute on on-farm testing of feed technologies for improved smallholder dairy production in Vihiga District Western Kenya	6,325 80

THE ROCKEFELLER FOUNDATION

Identification Number 13-1659629

Attachment #2.A(2)

Page 7 of 37

GRANTS TO INDIVIDUALS
(Other Than General Fellowships and Other
Grants to Organizations Earmarked)

2000
PAYMENTS

AFRICAN INITIATIVES

RF 96022 #761

Flavia Kabeere

-707 02

Kawanda Agncultural Research Institute
National Agncultural Research Organization
P O Box 7065

Kampala Uganda

to enable her to conduct postdoctoral research at the Kawanda
Agnculture Research Institute of Uganda's National Agncultural
Research Organization on the Improvement of home-saved
seed quality in Uganda

RF 96022 #753

Francis Muchoki Kihanda

6 000 00

Kenya Agncultural Research Institute
Regional Research Centre - Embu
KARI-Embu
P O Box 27

Embu, Kenya

to enable him to conduct postdoctoral research at the Kanya
Agncultural Research Institute on the improvement of farmyard
manure quality through composting with high quality organic
residues

RF 96022 #760

Francis N Wegulo

10,038 25

Geography Department
Egerton University
P O Box 536

Njoro, Kenya

to enable him to conduct postdoctoral research at Egerton
University on energy and development in rural areas of Kenya

RF 96022 #756

Gebre D Yntiso

3,229 34

302-1 Diamond Village
Gainesville, Ethiopia 32611-0240

to enable him to conduct research on the topic, "Population
Displacement and Food Security in Ethiopia Resettlers, Hosts
and Ecology "

THE ROCKEFELLER FOUNDATION

Identification Number 13-1659629

Attachment #2.A(2)

Page 8 of 37

GRANTS TO INDIVIDUALS
(Other Than General Fellowships and Other
Grants to Organizations Earmarked)

2000
PAYMENTS

AFRICAN INITIATIVES

RF 96022 #729

George William Nasinyama

933 99

Dept of Veterinary Public Health & Preventive Medicine

Makerere University

Faculty of Veterinary Medicine

P O Box 7062

Kampala Uganda

to enable him to conduct postdoctoral research at Makerere
University on the epidemiology and economic impact of
Salmonella infection in poultry in Uganda

RF 98036 #870

Grace Bantebya Kyomuhendo

7,139 00

Department of Women and Gender Studies

Faculty of Social Sciences

Makerere University

P O Box 7062

Kampala, Uganda

to enable her to conduct postdoctoral research at Makerere
University on causes of maternal mortality in Uganda

RF 97034 #863

Jacob Ole Miaron

9,165 00

University of Nairobi

Department of Animal Physiology

Chiromo Riverside Drive

P O Box 30197

Nairobi, Kenya

to enable him to conduct postdoctoral research at the University
of Nairobi on validating Maasai ethnoveterinary medicinal plants
in Kenya

RF 98036 #884

James Tumwine

13,323 00

P O Box 28623

Kampala, Uganda

to enable him to conduct postdoctoral research at the Kawanda
Agricultural Research Institute on the resistance of tomatoes to
late blight disease in Uganda

THE ROCKEFELLER FOUNDATION

Identification Number 13-1659629

Attachment #2 A(2)

Page 9 of 37

GRANTS TO INDIVIDUALS
(Other Than General Fellowships and Other
Grants to Organizations Earmarked)

2000
PAYMENTS

AFRICAN INITIATIVES

RF 98036 #872

Jasper Ogwal-Okeng

9 020 00

Department of Pharmacology & Therapeutics

Makerere University

P O Box 7072

Kampala, Uganda

to enable him to conduct postdoctoral research at Makerere
University on the effectiveness and safety of two traditional
herbal remedies for the treatment of malaria in Uganda

RF 96022 #738

John Johnson Hakiza

6 040 00

Kawanda Research Institute

P O Box 7065

Kampala, Uganda

for an African Career Award to enable him to conduct
postdoctoral research at the Namulonge Agriculture and Animal
Production Research Institute on the generation and transfer of
potato technology in Uganda

RF 97034 #832

Jonah Henn Ratsimbazafy

4,068 00

Madagascar Institute pour la Conservation des Environnements
tropicaux

BP 3715

Antananarivo Madagascar

to enable him to conduct research on the topic, "Responses of
black and white ruffed lemurs (*Varecia variegata variegata*) to
habitat disturbances in Manombo Special Reserve,
Madagascar "

RF 98036 #875

Joseph Oryokot

1,104 50

Serere Agricultural and Animal Production Research Institute

National Agricultural Research Organization

P O SOROTI

Uganda

to enable him to conduct postdoctoral research at Makerere
University on the use of animal draught technology to improve
weed management in finger millet in Uganda

THE ROCKEFELLER FOUNDATION

Identification Number 13-1659629

Attachment #2.A(2)

Page 10 of 37

GRANTS TO INDIVIDUALS
(Other Than General Fellowships and Other
Grants to Organizations Earmarked)

2000
PAYMENTS

AFRICAN INITIATIVES

RF 97034 #856

Lawrence Ikaman

14 551 00

c/o Population Studies and Research Institute

University of Nairobi

P O Box 30197

Nairobi Kenya

to enable him to conduct postdoctoral research at the University
of Nairobi on maternal health care utilization in Teso District,
Kenya

RF 97034 #860

Lily Mafela

11 589 00

Department of Education

University of Botswana

Private Bag 0022

Gaborone, Botswana

to enable her to conduct postdoctoral research at the University
of Botswana on non-formal education programs and girls
re-integration into the education system in Botswana

RF 97034 #850

Linus Munithi

13,072 00

Kenya Agricultural Research Institute

Regional Research Centre

P O Box 27

Embu, Kenya

to enable him to conduct postdoctoral research at the Kenya
Agricultural Research Institute on the development and
improvement of integrated management strategies for Irish
potato bacterial wilt in Kenya

RF 98036 #882

Meleckidzedek Khayesi

7 029 50

P O Box 43844

Nairobi, Kenya

to enable him to conduct postdoctoral research at Kenyatta
University on the socio-economic determinants of the ability to
cope with the consequences of road traffic accidents in Kenya

THE ROCKEFELLER FOUNDATION

Identification Number 13-1659629

Attachment #2.A(2)

Page 11 of 37

GRANTS TO INDIVIDUALS
(Other Than General Fellowships and Other
Grants to Organizations Earmarked)

2000
PAYMENTS

AFRICAN INITIATIVES

RF 96022 #739

Moses M. Zinnah

4,050 00

c/o Sasakawa Global - 2000

Winrock International Institute for Agricultural Development

14 Ridge Road

Roman Ridge

Accra, Nigeria

for an African Career Award to enable him to conduct
postdoctoral research at the University of Cape Coast to assess
agricultural education at tertiary institutions in Ghana

RF 95022 #694

Muntubani Nzima

2,720 00

Dept. of Chiredzi Research Station

National Horticultural Research Institute

P.O. Box 97

Chiredzi, Zimbabwe

for an African career award to enable him to conduct
postdoctoral research at the National Horticultural Research
Institute, Zimbabwe, on the development of a true potato seed
production technology for potato production by smallholder
farmers in Zimbabwe

RF 97034 #830

N.D.T.M. Rukazambuga

6,650 00

Ministry of Agriculture and Food

Maruku Agricultural Research and Development Institute

P.O. Box 127

Bukoba, Tanzania

to enable him to conduct postdoctoral research at Maruku
Agricultural Research Institute on banana weevil (*Cosmopolites
sordidus*) - host (*Musa AAA-EA*) interaction, with an emphasis
on the role of plant nutrients on weevil damage and banana
production decline in Bukoba district, Tanzania

RF 97034 #823

Nafissatou Diop-Sidibe

-15,375 00

Institut du Sahel

Centre d'Etudes et de Recherche sur la Population pour le

Développement

B.P. 1530

Bamako, Mali

to enable her to conduct research on the topic "Domestic
violence against women in Bamako, Mali: A gender
perspective"

THE ROCKEFELLER FOUNDATION

Identification Number 13-1659629

Attachment #2 A(2)

Page 12 of 37

GRANTS TO INDIVIDUALS
(Other Than General Fellowships and Other
Grants to Organizations Earmarked)

2000
PAYMENTS

AFRICAN INITIATIVES

RF 96022 #781

Pantaleo Munishi

-118 85

Department of Forest Biology
Sokoine University of Agriculture
P O Box 3010

Morogoro, Tanzania

to enable him to conduct research on the topic, " The potential
of natural forest ecosystems to conserve biodiversity, regulate
water flow and mitigate greenhouse gas emissions in Tanzania"

RF 97034 #861

Paul Manda

10 491 60

University of Dar es Salaam
P O Box 35092

Dar es Salaam, Tanzania

to enable him to conduct postdoctoral research at the University
of Dar es Salaam on the relationship between modern
contraceptive use and women's empowerment in Dodoma
Municipality, Tanzania

RF 98036 #869

Philomena Wainmu Muirun

4,135 00

Geography Department
Philomena Wainmu Muirun
P O Box 43844

Nairobi, Kenya

to enable her to conduct postdoctoral research at Kenyatta
University on gender inequalities in the planning, development
and management of low-income settlements in Nairobi, Kenya

RF 97034 #842

Pius S W Owino

24,910 40

Institute of Policy Analysis and Research
P O Box 45843

Nairobi, Kenya

to enable him to conduct postdoctoral research at the Institute
of Policy Analysis and Research on cost recovery strategies for
sustainable community pharmacies in Kenya

THE ROCKEFELLER FOUNDATION

Identification Number 13-1659629

Attachment #2 A(2)

Page 13 of 37

GRANTS TO INDIVIDUALS
(Other Than General Fellowships and Other
Grants to Organizations Earmarked)

2000
PAYMENTS

AFRICAN INITIATIVES

RF 98036 #883

Rachel Gesami

8,185 00

African Economic Research Consortium

P O Box 62882

Nairobi, Kenya

to enable her to conduct postdoctoral research at the African
Economic Research Consortium on the effect of health care
reforms on access to health services in Kenya

RF 97034 #796

Rashid Adam Tamatamah

3 630 00

Department of Zoology and Marine Biology

University of Dar es Salaam

P O Box 35091

Dar es Salaam Tanzania

to enable him to conduct research on the topic "The export
coefficient modeling for predicting the input of phosphorus from
rural catchments flowing into the Speke Gulf, Lake Victoria,
Tanzania "

RF 98036 #879

Richard Hasler

5,000 00

Harry Oppenheimer Okavango Research Centre

Private Bag 285

Maun, Botswana

to enable him to conduct postdoctoral research at the University
of Botswana on community-based wildlife management on
communal lands in Botswana and Zimbabwe

RF 97034 #838

Richard Ombui Nyankanga

2,878 64

Department of Horticulture

Egerton University

P O Box 536

Njoro, Kenya

to enable him to conduct research on the topic "Evaluation of
cultural practices, host resistance and farmers' knowledge in
the management of potato late blight in Kenya "

THE ROCKEFELLER FOUNDATION

Identification Number 13-1659629

Attachment #2 A(2)
Page 14 of 37

GRANTS TO INDIVIDUALS
(Other Than General Fellowships and Other
Grants to Organizations Earmarked)

2000
PAYMENTS

AFRICAN INITIATIVES

RF 97034 #801

Rosemary Alieno

3 799 00

Institute for Development Studies

University of Nairobi

P O Box 30197

Nairobi, Kenya

to enable her to conduct postdoctoral research at the University
of Nairobi on rural infrastructure and the development of private
trade in Kenya's agricultural sector

RF 98036 #871

Rwenge Mburano

5,070 00

IFORD

University of Yaounde II

Yaounde, Cameroon

to enable him to conduct postdoctoral research at the University
of Yaounde II on gender relations, women's status and
contraceptive use in Cameroon

RF 98036 #878

Sheila Okoth

13,861 20

Department of Botany

University of Nairobi

Biological Sciences Building

P O Box 30197

Nairobi Kenya

to enable her to conduct postdoctoral research at the University
of Nairobi on mycotoxin contamination in infants' food in Kenya

RF 97034 #844

Silas Simiyu

23,603 00

Kenya Electricity Generating Company

Olkaria Geothermal Project

P O Box 1202

Naivasha, Kenya

to enable him to conduct postdoctoral research at the Kenya
Electricity Generating Company, Ltd on the application of
micro-seismic studies in geothermal exploration in Kenya's
Suswa geothermal area

THE ROCKEFELLER FOUNDATION

Identification Number 13-1659629

Attachment #2.A(2)

Page 15 of 37

GRANTS TO INDIVIDUALS
(Other Than General Fellowships and Other
Grants to Organizations Earmarked)

2000
PAYMENTS

AFRICAN INITIATIVES

RF 97034 #862

Solomon Mombeshora

12,857 41

Department of Sociology

University of Zimbabwe

P O Box MP 167

Harare, Zimbabwe

to enable him to conduct postdoctoral research at the University
of Zimbabwe on the impact of Zimbabwe's economic reform
program on women in rural Zimbabwe

RF 96022 #709

Soraya E Goga

-516 52

267 Townsend Street

New Brunswick, South Africa 08901

to enable her to conduct research at the University of
Witwatersrand and the University of Durban-Westville on the
topic "Towards equity? Property development and the post
apartheid city"

RF 97034 #841

Stephen Kendie

8,496 80

Centre for Development Studies

University of Cape Coast

P O Box 01

Cape Coast, Ghana

to enable him to conduct postdoctoral research at the University
of Cape Coast on water supply sanitation and hygiene, and
prepare a critical analysis of these connecting factors in
northern Ghana

RF 96022 #741

Tandeka Nkiwane

-376 75

Center for African Studies

University of Capetown

Private Bag, Rondebosch

Capetown, South Africa 7701

to enable her to conduct research on the topic, "Clash and
Convergence Political elites and regional security in Southern
Africa"

THE ROCKEFELLER FOUNDATION

Identification Number 13-1659629

Attachment #2 A(2)
Page 16 of 37

GRANTS TO INDIVIDUALS
(Other Than General Fellowships and Other
Grants to Organizations Earmarked)

2000
PAYMENTS

AFRICAN INITIATIVES

RF 97034 #806

Timothy Afful-Koomson

3 098 66

Department of Natural Forest Management Division

Forestry Research Institute of Ghana

University P O Box 63

Kumasi Ghana

to enable him to conduct research on the topic "Implications of
tropical timber certification for Ghanaian timber exports and
sustainable forest management "

RF 98036 #881

Wilberforce Tushemereirwe

8 180 00

Kawanda Agricultural Research Institute (KARI)

National Agricultural Research Organisation (NARO)

P O Box 7065

Kampala Uganda

to enable him to conduct postdoctoral research at the Kawanda
Agricultural Research Institute, Uganda on the effect of banana
leaf speckle on yield in East African highland bananas

RF 96022 #791

William Ezra Allen

-166 95

Department of History

University of Liberia

P O Box 9020

Monrovia Liberia

to enable him to conduct research on the topic, "Palm oil lappa
and coffee The Liberian coastal enclaves and the frontier in
the nineteenth century "

TOTAL AFRICAN INITIATIVES

464,295 57

AGRICULTURAL SCIENCES

RF 97001 #588

Arunendra Nath Lahiri Majumder

-7,354 75

Department of Botany

Bose Institute

93/1, A P C Road

Calcutta India 700 009

for a Biotechnology Career Fellowship in Agricultural Sciences,
to study inositol metabolism in relation to environmental stress
in rice (Oryza sativa), under the direction of Dr Hans Bohnert,
Department of Biochemistry, University of Arizona, Tucson

THE ROCKEFELLER FOUNDATION

Identification Number 13-1659629

Attachment #2 A(2)

Page 17 of 37

GRANTS TO INDIVIDUALS
(Other Than General Fellowships and Other
Grants to Organizations Earmarked)

2000
PAYMENTS

AGRICULTURAL SCIENCES

RF 97006 #28

Beverly D McIntyre

29,410 24

1719 Habert St NW

Washington DC 20009

for a Research Fellowship in Agricultural Sciences, for research
in agronomy with the National Banana Research Project in
Uganda

RF 97006 #25

Beverly D McIntyre

15,315 06

1719 Habert St , NW

Washington, DC 20009

research Fellowship in Agricultural Sciences, for research in
agronomy with the National Banana Research Project in
Uganda

RF 95038 #110

Christopher Michael Edmonds

54,638 97

38 Bryant Street, Apt 408

San Francisco California 94105

for a Social Science Research Fellowship in Agriculture to
enable Mr Edmonds to study the sustainability of rice-based
production systems in unfavorable rainfed environments, while
located at the International Rice Research Institute, Los Baños,
Philippines

RF 94033 #106, RF 95038 #107

David Stuart Edmunds

650 00

1119 Lafayette Street, Apt 9

Denver, Colorado 80218

social Science Research Fellowship in Agriculture to enable Mr
Edmunds to study forest livelihood strategies and devolution of
forest management to local people in Indonesia, Latin America
and East Africa while located at the Center for International
Forestry Research, Bogor, Indonesia

THE ROCKEFELLER FOUNDATION

Identification Number 13-1659629

Attachment #2.A(2)

Page 18 of 37

GRANTS TO INDIVIDUALS
(Other Than General Fellowships and Other
Grants to Organizations Earmarked)

2000
PAYMENTS

AGRICULTURAL SCIENCES

RF 94022 #8, RF 98009 #9

Felix I Nweke

1 302 11

International Institute of Tropical Agriculture (IITA)

c/o Ms Maureen Larkin

L W Lambourne & Co

Carolyn House

Croydon Nigeria CR9 3EE

for a Career Development Fellowship in the Agricultural
Sciences to prepare a book synthesizing the results of the
Collaborative Study of Cassava in Africa, while in residence at
Michigan State University

RF 94022 #7

Francis L O Nang'ayo

18,179 00

National Agricultural Research Centre, Muguga

Kenya Agricultural Research Institute

P O Box 30148

Nairobi Kenya

for a Career Development Fellowship to conduct research on
the biological control of the larger grain borer in Kenya

RF 99001 #770

Gnengrai Pantuwan

10,000 00

Ubon Rice Research Center

P O Box 65, Muang

Ubon Ratchathani, Thailand 34000

for research on drought resistance in rice leading to a PhD
degree at the University of Queensland

RF 99001 #780

John Dille

10,000 00

Department of Biology

Winthrop University

101 Sims Science Building

Rock Hill South Carolina 29733

toward the cost of publishing the Rice Biotechnology Quarterly

THE ROCKEFELLER FOUNDATION

Identification Number 13-1659629

Attachment #2.A(2)

Page 19 of 37

GRANTS TO INDIVIDUALS
(Other Than General Fellowships and Other
Grants to Organizations Earmarked)

2000
PAYMENTS

AGRICULTURAL SCIENCES

RF 99001 #731

John Dille

4,600 00

Department of Biology

Winthrop University

101 Sims Science Building

Rock Hill South Carolina 29733

toward the costs of publication of "Rice Biotechnology
Quarterly"

RF 99020 #218

John Ongecha

20,000 00

Kenya Agricultural Research Institute

Kisumu Regional Research Centre

P O Box 523

Kisumu, Kenya

for research on soil fertility enhancement as a strategy for
managing beanfly infestation in maize-bean systems in east
Africa

RF 95008 #23 RF 97006 #24

Joseph DeVries

-24 908 85

W K Kellogg Foundation

Director International Fellowship Programs

400 North Avenue

Battle Creek, Michigan 49017-3398

for a research fellowship in maize breeding to work on maize
improvement programs for Kenya and other African countries

RF 98009 #11

Joseph G Mureithi

55,950 94

KARI/NARL

P O Box 14733

Nairobi, Kenya

for a Career Development Fellowship to conduct research in
soil science in Kenya

THE ROCKEFELLER FOUNDATION

Identification Number 13-1659629

Attachment #2.A(2)

Page 20 of 37

GRANTS TO INDIVIDUALS
(Other Than General Fellowships and Other
Grants to Organizations Earmarked)

2000
PAYMENTS

AGRICULTURAL SCIENCES

RF 95038 #109

Joseph Oluoch Otieno

721 00

PRAPACE/Uganda (Network)

Centro Internacional de la Papa (CIP)

Plot 7, Bandalı Rise Bugolobi

P O Box 22274

Kampala, Kenya

social Science Research Fellowship in Agriculture to enable Mr
Otieno to study the dynamics of sweetpotato production,
marketing and processing in Uganda, while located at the
International Potato Center (CIP) project in Kampala, Uganda

RF 97006 #31

Marjatta Eilitta

62,000 00

c/o Peace Corps

2010 Abidjan Place

Washington Washington, DC 20521-2019

for a postdoctoral fellowship for work to compile and circulate
information and implement strategies to strengthen information
management and exchange on green manure cover crop
systems, and to facilitate expansion of the use of mucuna a
common green manure cover crop species in Africa and Latin
America

RF 98001 #704, RF 99001 #705

Niranjan Baisakh

7,200 00

Central Rice Research Institute

Cuttack, India 753-006

for a Dissertation Fellowship in Rice Biotechnology for research
on rice transformation at the International Rice Research
Institute, Manila, Philippines, under the direction of Dr Swapan
Datta

RF 98008 #141 RF 99006 #144, RF 98005 #178 RF 99003 #179

Paul Woomer

90,500 00

Department of Soil Science

University of Nairobi

P O Box 79

The Village Market

Nairobi, Kenya

to conduct collaborative soils research with Forum on
Agricultural Resources Husbandry scientists and students at
universities in East and Southern Africa

THE ROCKEFELLER FOUNDATION

Identification Number 13-1659629

Attachment #2 A(2)
Page 21 of 37

GRANTS TO INDIVIDUALS
(Other Than General Fellowships and Other
Grants to Organizations Earmarked)

2000
PAYMENTS

AGRICULTURAL SCIENCES

RF 97006 #29

Robert A Gilbert

5,340 93

Department of Agronomy

Everglades Research and Education Center

P O Box 8003

Belle Glade Florida 33430

for a Research Fellowship in Agricultural Sciences for research
on maize improvement with a Foundation-funded program in
Malawi

RF 95008 #19

Robert A Gilbert

-2,256 16

Department of Agronomy

Everglades Research and Education Center

P O Box 8003

Belle Glade Florida 33430

for a Research Fellowship in Agricultural Sciences to participate
in a Foundation-funded maize improvement program in Malawi

RF 97006 #26

Robert A Gilbert

34,489 61

Department of Agronomy

Everglades Research and Education Center

P O Box 8003

Belle Glade, Florida 33430

for renewal of a Research Fellowship in Agricultural Sciences
for Dr Robert A Gilbert to participate in a Foundation-funded
maize improvement program in Malawi

AS 9909

Sule Ochai

15 899 84

15-L Graduate Circle

State College, Pennsylvania 16801

to support continued research in natural resource and
environment economics

AS 9940

Temilope A Okusami

2 269 00

Dept of Soil Science

Faculty of Agriculture

Obafemi Awolowo University

Ile-Ife, Osun State

Nigeria

to enable him to participate in an international conference on
soil resources

THE ROCKEFELLER FOUNDATION

Identification Number 13-1659629

Attachment #2 A(2)

Page 22 of 37

GRANTS TO INDIVIDUALS
(Other Than General Fellowships and Other
Grants to Organizations Earmarked)2000
PAYMENTSAGRICULTURAL SCIENCES

AS 9915

Temitope A Okusami

1,122 00

Dept of Soil Science

Faculty of Agriculture

Obafemi Awolowo University

Ile-Ife, Osoon State

Nigeria

to enable him to participate in an international conference on
soil resources, to be held in Minnesota

RF 98009 #10

Webster Denis Sakala

12 802 26

Maize Commodity Team

Chitedze Agricultural Research Station

P O Box 158

Lilongwe Malawi

for a Career Development Fellowship in the Agricultural
Sciences to develop an appropriate laboratory analysis
component for the Malawi Maize Commodity Team based at
Chitedze Agricultural Research Station

AS 9839

Youssouf Camara

1,591 15

Department of Agricultural Economics

Michigan State University

East Lansing, Michigan 48823-1039

to support research on the profitability of cassava-based
production systems in West Africa

RF 97007 #28

Yvonne Lokko

39 247 00

C/O L W Lambourn & Co

Carolyn House

26 Dingwal Road

Croydon, United Kingdom CR 9 3EE

to conduct research at the International Institute of Tropical
Agriculture, leading to a Ph D degree from the University of
Ibadan on the genetic analysis of host plant resistance to
African cassava mosaic disease

TOTAL AGRICULTURAL SCIENCES

458 709 35

THE ROCKEFELLER FOUNDATION

Identification Number 13-1659629

Attachment #2 A(2)

Page 23 of 37

GRANTS TO INDIVIDUALS
(Other Than General Fellowships and Other
Grants to Organizations Earmarked)

2000
PAYMENTS

ARTS AND HUMANITIES

RF 99023 #328

Carlos Salces

20,000 00

Atletas 2 Edificio Buñuel C-302

Col Country Club

México, DF, Mexico C P 04220

toward the costs of "Tnlogia (Tnlogy)," a series of three short
films about death

RF 99023 #339

Caspar Stracke

17,500 00

515 E 6th Street #A1

New York New York 10009

toward the costs of "Out of Joint," a video essay on scientific
attempts to manipulate time

RF 99023 #333

Charlene Gilbert

17,500 00

916 Delaware Avenue Apt 5J

Buffalo, New York 14209

toward the costs of "The Hennetta Lacks Film Project " a
documentary film that explores an overlooked chapter in
American medical history in the context of bio-ethics and the
current debates surrounding the patent of genes and human
biology

RF 99023 #340

Chris Sullivan

17 500 00

5615 West Patterson

Chicago, Illinois 60634

toward the costs of "Consuming Spints " a feature-length
animation about three people in a small industrial town who
work at a local newspaper

RF 99023 #342

David Williams

19,000 00

1238 Warren Avenue

Richmond, Virginia 23227

toward the costs of two feature films shot in digital video that
examine family relationships in an interracial community

THE ROCKEFELLER FOUNDATION

Identification Number 13-1659629

Attachment #2 A(2)

Page 24 of 37

GRANTS TO INDIVIDUALS
(Other Than General Fellowships and Other
Grants to Organizations Earmarked)

2000
PAYMENTS

ARTS AND HUMANITIES

RF 99023 #327

Eduardo Herrera-Fernandez

20 000 00

Av Mexico 134-4

Col Del Carmen

Coyoacan

México, DF, Mexico C P 04100

toward the costs of "El Borrego Cimarrón de Isla Tiburon (The Wild Sheep of Tiburon Island)," a documentary about strategies used to conserve a species of Mexican sheep

RF 99023 #338

Ellen Spiro

35,000 00

8130 Joy Road

Leander Texas 78641-9651

toward the costs of "The Technomadic Circus " a documentary about a community circus group who design sustainable living systems

RF 99023 #336

Emiko Omon

17 500 00

24 Bessie Street

San Francisco, California 94110

toward the costs of "Mooch," a narrative film about a middle-aged Japanese-American man and his father who has Alzheimer's disease

RF 98028 #301

Enk Loyer

17,500 00

5430 Bellingham Avenue, Apt #204

Valley Village, California 91607

for "Chroma," an interactive Web narrative that examines issues of representation and diversity in the digital environment of the near future

RF 99023 #331

Hanna Elias

35,000 00

14455 Ventura Boulevard, Second Floor

Sherman Oaks, California 91423

toward the costs of "Abu Hana, Abu Latif A Palestinian Road Diary," an expermental documentary about the filmmaker's childhood

THE ROCKEFELLER FOUNDATION

Identification Number 13-1659629

Attachment #2 A(2)

Page 25 of 37

GRANTS TO INDIVIDUALS
(Other Than General Fellowships and Other
Grants to Organizations Earmarked)

2000
PAYMENTS

ARTS AND HUMANITIES

RF 99023 #341

Isaac Webb

35 000 00

5721 Magazine Street, Suite 189

New Orleans, Louisiana 70115

toward the costs of "Blackbottom," a feature-length film about a
blue collar African-American community

RF 98028 #304

Jay Rosenblatt

35 000 00

4159 20th Street

San Francisco, California 94114

for "King of the Jews," an experimental documentary that will
explore the roots of Christian anti-Semitism, the historical
Jesus and distortions in the early Christian gospels

RF 98028 #300

Jesse Lerner

17,500 00

1105 1/2 N West Kensington Road

Los Angeles, California 90024-1153

for "An American Egypt," a documentary that contemplates the
crucial role of the United States in the economy, politics and
history of the Yucatan peninsula in Mexico

RF 98028 #296

Jim Campbell

17,500 00

161 De Haro Street

San Francisco, California 94107

for "Color Works," two related interactive installations that
explore the relationship between memory, color and touch

RF 97022 #292

Kadamban Baxi

15 000 00

531 West 112th Street, #3D

New York New York 10025

for "Global Variable," an installation and web site that will
examine the global effects of American television world news

RF 99023 #329

Kelly Anderson and Tami Gold and Kelly Anderson and Tami Gol

17,500 00

151 First Avenue #210

New York New York 10003

toward the costs of "Every Mother's Son," a documentary about
New York mothers whose sons have been killed by police

THE ROCKEFELLER FOUNDATION

Identification Number 13-1659629

Attachment #2 A(2)

Page 26 of 37

GRANTS TO INDIVIDUALS
(Other Than General Fellowships and Other
Grants to Organizations Earmarked)

2000
PAYMENTS

ARTS AND HUMANITIES

RF 99023 #335

Lalo Lopez and Esteban Zul and Lalo Lopez and Esteban Zul

35 000 00

Pocho Productions

P O Box 63052

East Los Angeles, California 90063

toward the costs of "The Virtual Varno," a web site that
promotes open discussion about racism sexism, anti-immigrant
hysteria and police brutality in the Latino community

RF 99023 #332

Marlon Fuentes

17 500 00

630 N Tustin Avenue #576

Orange California 92667

toward the costs of "Rational Geographic," an expermental
documentary about Filipino-American identity

RF 99023 #326

Miguel Calderón

20,000 00

Tacambaro 25

Condesa

Mexico, DF, Mexico C P 06170

toward the costs of "La Discipula del velocimetro (The
Speedometer's Disciple)," an expermental documentary on an
upper-class Mexican woman with psychic powers who drives
race cars on the professional circuit

RF 99023 #330

Peter Bratt

17,500 00

P O Box 31728

San Francisco California 94131

toward the costs of a narrative film that re-tells the passion of
Jesus Chnst focusing on four women all named Mary

RF 98028 #306

Rea Tajiri

20,000 00

317 East 14th Street, #1C

New York, New York 10012

for "The Family Body," an expermental narrative about the
complex relationships between members of a contemporary
Asian American family

THE ROCKEFELLER FOUNDATION

Identification Number 13-1659629

Attachment #2 A(2)

Page 27 of 37

GRANTS TO INDIVIDUALS
(Other Than General Fellowships and Other
Grants to Organizations Earmarked)

2000
PAYMENTS

ARTS AND HUMANITIES

RF 99023 #337

Sam Pollard

17 500 00

4 Washington Square Village

New York, New York 10012

toward the costs of "Native Strangers Race in America in the
New Millennium," a six-part television series on the personal
histories of Latino, Asian, African-American
European-American, Native American, and mixed race peoples

RF 99023 #334

Sharon Lockhart

17,500 00

1317 Lucile Avenue #13

Los Angeles, California 90026

toward the costs of "No-No Ikebana " a film inspired by the work
of avant-garde Ikebana artist Toshie Yokoi

RF 97022 #293

Tom E Brown

17,500 00

425 Fell Street

San Francisco, California 94102

for "Pushing Dead " a dark comedy about a poet coming to
terms with living with AIDS

TOTAL ARTS AND HUMANITIES

516 500 00

BUILDING DEMOCRACY

RF 99026 #110

Annie Lanzillotto

1,799 62

133 7th Avenue

Brooklyn, New York 11215

to participate in the four modules of the Next Generation
Leadership program

RF 99026 #127

Cara Page

2,587 77

704 Shepherd Street (Apt 1)

Durham, North Carolina 27701

to participate in the four modules of the Next Generation
Leadership program

THE ROCKEFELLER FOUNDATION

Identification Number 13-1659629

Attachment #2.A(2)

Page 28 of 37

GRANTS TO INDIVIDUALS
(Other Than General Fellowships and Other
Grants to Organizations Earmarked)2000
PAYMENTSBUILDING DEMOCRACY

RF 99026 #117

Carmen Ramirez

3 558 68

1823 Spruce Street

Longmont Colorado 80501

to participate in the four modules of the Next Generation
Leadership program

RF 99026 #116

Cecilia Pagkalinawan

489 29

5 Spring Street #2

New York, New York 10012

to participate in the four modules of the Next Generation
Leadership program

RF 98037 #65

Claudia Horwitz

2 078 40

Stone Circles

301 West Main Street

Suite 280

Durham North Carolina 27701

for participation in the Next Generation Leadership program

RF 99026 #104

Dale Caldwell

5,660 86

Crossroads Theatre Company

16 Goodale Circle

New Brunswick, New Jersey 08901

to participate in the four modules of the Next Generation
Leadership program

RF 98037 #63

Daniel Gross

922 90

500 E 77th St, #323

New York, New York 10162

for participation in the Next Generation Leadership program

RF 99026 #121

David Van Tassel

3,546 02

3537 S Ohio Street

Salina, Kansas 67401

to participate in the four modules of the Next Generation
Leadership program

THE ROCKEFELLER FOUNDATION

Identification Number 13-1659629

Attachment #2 A(2)

Page 29 of 37

GRANTS TO INDIVIDUALS
(Other Than General Fellowships and Other
Grants to Organizations Earmarked)

2000
PAYMENTS

BUILDING DEMOCRACY

RF 98037 #59

Demetrios Coupounas

76 64

1919 Piper Street

Superior Colorado 80027

for participation in the Next Generation Leadership program

RF 98037 #72

Enk Pages

614 60

National Commission on Entrepreneurship

444 North Capitol Street

Suite 399

Washington, DC 20001

for participation in the Next Generation Leadership program

RF 99026 #124

Francis Wong

3,541 84

705 Hillside Blvd

San Francisco California 94080

to participate in the four modules of the Next Generation
Leadership program

RF 99026 #105

Gillian Caldwell

3,749 66

Witness

Lawyers Committee for Human Rights

333 Seventh Avenue

13th Floor

New York, New York 10001-5004

to participate in the four modules of the Next Generation
Leadership program

RF 99026 #115

Hez Norton

3 815 78

24 Alveston Street

Jamaica Plain, Massachusetts 02130

to participate in the four modules of the Next Generation
Leadership program

THE ROCKEFELLER FOUNDATION

Identification Number 13-1659629

Attachment #2.A(2)

Page 30 of 37

GRANTS TO INDIVIDUALS
(Other Than General Fellowships and Other
Grants to Organizations Earmarked)

2000
PAYMENTS

BUILDING DEMOCRACY

RF 98037 #57

Hilana Bauer

242 49

5835 Calaghan Rd, Suite 350

San Antonio, Texas 78228

for participation in the Next Generation Leadership program

RF 98037 #76

Jason Scott

2,707 95

101 E 16th St, Apt #5C

New York, New York 10003

for participation in the Next Generation Leadership program

RF 99026 #102

Jay Aire

3,390 81

5392 Quitman Street

Denver Colorado 60212

to participate in the four modules of the Next Generation
Leadership program

RF 99026 #107

Joan Hoffman

4,713 37

Dept of Inter-American Coalition for the Prevention of Violence

Inter-American Development Bank

1300 New York Avenue, NW

Mail Stop 0502

Washington, DC 20577

to participate in the four modules of the Next Generation
Leadership program

RF 99026 #101

Kann Aguilar-San Juan

3,319 01

2062 Marshall Avenue #22

St Paul, Minnesota 55104-5749

to participate in the four modules of the Next Generation
Leadership program

RF 98037 #60

Kathie deNobnga

2,893 23

PO Box 5612

Atlanta, Georgia 31107

for participation in the Next Generation Leadership program

THE ROCKEFELLER FOUNDATION

Identification Number 13-1659629

Attachment #2 A(2)

Page 31 of 37

GRANTS TO INDIVIDUALS
(Other Than General Fellowships and Other
Grants to Organizations Earmarked)

2000
PAYMENTS

BUILDING DEMOCRACY

RF 99026 #109

Kenneth Johnson

3 576 94

3250 N Richards Street

Milwaukee Wisconsin 53212

to participate in the four modules of the Next Generation
Leadership program

RF 99026 #114

Kimberly Miyoshi

3,468 68

635 Irving Street #1

San Francisco, California 94122

to participate in the four modules of the Next Generation
Leadership program

RF 98037 #71

Laure Meadoff

1,030 95

166 Beach 142nd Street

Neponsit, New York 11694

for participation in the Next Generation Leadership program

RF 98037 #67

Lisa Hoyos

952 95

66 Atlas Avenue

San Jose California 95126

for participation in the Next Generation Leadership program

RF 98037 #77

Marc Solomon

1 335 82

Harvard University

1306 Massachusetts Avenue

Apt 304

Cambridge, Massachusetts 02138

for participation in the Next Generation Leadership program

RF 98037 #78

Manan Urquilla

537 45

Columbia Heights/Shaw Family Support Collaborative

1711A 14th Street, N W

Washington, DC 20009

for participation in the Next Generation Leadership program

THE ROCKEFELLER FOUNDATION

Identification Number 13-1659629

Attachment #2.A(2)

Page 32 of 37

GRANTS TO INDIVIDUALS
(Other Than General Fellowships and Other
Grants to Organizations Earmarked)2000
PAYMENTSBUILDING DEMOCRACY

RF 98037 #68

Martin Johnson

10 Wood Street

Trenton, New Jersey 08618

for participation in the Next Generation Leadership program

612 16

RF 98037 #80

Omar Wasow

New York Online

549 Pacific Street

Brooklyn, New York 11217

for participation in the Next Generation Leadership program

382 95

RF 98037 #69

Otho Kerr

140 Riverside Drive, #5-O

New York, New York 10024

for participation in the Next Generation Leadership program

382 95

RF 99026 #103

Pablo Alvarado

593 North Holliston Avenue

Apt B

Pasadena California 91106

to participate in the four modules of the Next Generation
Leadership program

5,307 86

RF 99026 #112

Pamela McMichael

1121 South Sixth Street

Louisville, Kentucky 40203

to participate in the four modules of the Next Generation
Leadership program

3,542 71

RF 99026 #106

Patricia Campos

3845 El Camino Place

Alexandria Virginia 22309

to participate in the four modules of the Next Generation
Leadership program

3,419 56

THE ROCKEFELLER FOUNDATION

Identification Number 13-1659629

Attachment #2 A(2)

Page 33 of 37

GRANTS TO INDIVIDUALS
(Other Than General Fellowships and Other
Grants to Organizations Earmarked)

2000
PAYMENTS

BUILDING DEMOCRACY

RF 99026 #113

Rebecca Miller

3,569 06

17651 Boca Raton Lane

Poway California 92064

to participate in the four modules of the Next Generation
Leadership program

RF 98037 #58

Regina Benjamin

382 95

Bayou La Batre Rural Health Clinic PC

13823 Shell Belt Rd

Bayou La Batre, Alabama 36509

for participation in the Next Generation Leadership program

RF 99026 #123

Rhea Williams-Bishop

3 378 57

512 Giles Drive

Madison, Mississippi 39201

to participate in the four modules of the Next Generation
Leadership program

RF 99026 #119

Ryan Streeter

3 545 97

5318 N Park Avenue

Indianapolis, Indiana 46220

to participate in the four modules of the Next Generation
Leadership program

RF 99026 #126

Sarah Ludwig

4,200 34

50 Park Terrace West (#3C)

New York, New York 10034

to participate in the four modules of the Next Generation
Leadership program

RF 99026 #120

Sarah Van de Wetenng

3 554 40

2717 Raymond Avenue

Missoula Montana 59802

to participate in the four modules of the Next Generation
Leadership program

THE ROCKEFELLER FOUNDATION

Identification Number 13-1659629

Attachment #2 A(2)

Page 34 of 37

GRANTS TO INDIVIDUALS
(Other Than General Fellowships and Other
Grants to Organizations Earmarked)2000
PAYMENTSBUILDING DEMOCRACY

RF 98037 #70

Sasha Khokha

555 95

640 Anderson St

San Francisco, California 94110

for participation in the Next Generation Leadership program

RF 98037 #73

Stephen Patnick

1 040 97

161 Sol del Coro Court

Corrales, New Mexico 87048

for participation in the Next Generation Leadership program

RF 99026 #108

Taj James

3 576 04

1187 South Van Ness

San Francisco California 94110

to participate in the four modules of the Next Generation
Leadership program

RF 99026 #118

Thomas Saenz

3,346 33

31 South Mendian Avenue

Alhambra, California 91801

to participate in the four modules of the Next Generation
Leadership program

RF 98037 #66

Timothea Howard

3,298 77

1362 Kenyon Street, NW-#2

Washington, DC 20010

for participation in the Next Generation Leadership program

RF 99026 #111

William MacAdams

3,512 51

688 Orange Street, #3

New Haven, Connecticut 06511

to participate in the four modules of the Next Generation
Leadership program

TOTAL BUILDING DEMOCRACY

108,221 76

THE ROCKEFELLER FOUNDATION

Identification Number 13-1659629

Attachment #2 A(2)

Page 35 of 37

GRANTS TO INDIVIDUALS
(Other Than General Fellowships and Other
Grants to Organizations Earmarked)2000
PAYMENTSCREATIVITY & CULTURE

2000 CC 016

Antonia Pantoja

75,000 00

220 Manhattan Avenue

Apartment 3

New York, New York 10025

toward the costs of an oral history/documentation project
centered on her life and work in the Puerto Rican community

TOTAL CREATIVITY & CULTURE

75,000 00

EQUAL OPPORTUNITY

EO 9835

Thomas Toch

15,000 00

4413 Windom Place, NW

Washington, DC 20016

to enable him to write a book on The Edison Project and the
Emerging Marketplace in American Public Education

TOTAL EQUAL OPPORTUNITY

15 000 00

FOOD SECURITY

2000 FS 022

Abraham Blum

38,700 00

P O Box 16246

Tel Aviv Israel 61 162

to establish a web site to service the information and
communication needs of scientist working to create more
resilient crop species for less favorable environments world
wide, with emphasis on drought tolerance in cereals

2000 FS 152

Emmanuel Okogbenin

16,500 00

TRIP-IITA

PMB 5320

Ibadan Nigeria

toward the costs of research on the genetic mapping of cassava
at the International Center for Tropical Agnculture, Cali,
Colombia

THE ROCKEFELLER FOUNDATION

Identification Number 13-1659629

Attachment #2 A(2)
Page 36 of 37

GRANTS TO INDIVIDUALS
(Other Than General Fellowships and Other
Grants to Organizations Earmarked)

2000
PAYMENTS

FOOD SECURITY

2000 FS 109

Steven Were Omamo

26 000 00

Kenya Agricultural Research Institute

P O Box 57811

Nairobi, Kenya

for a study of agricultural markets and institutions with special
reference to implications for policy reform in Africa

TOTAL FOOD SECURITY

81 200 00

GLOBAL INCLUSION

2000 GI 098

Bryan Rich

12 500 00

77 Trowbridge Street

Suite 34

Cambridge, Massachusetts 02138

for completion of a documentary, Breaking the Codes on ethnic
conflict in Burundi

2000 GI 053

John Dille

15,685 00

Department of Biology

Winthrop University

101 Sims Science Building

Rock Hill, South Carolina 29733

to study the feasibility of publishing the Plant Biotechnology
Quarterly a new journal on genetically modified crops

2000 GI 100

Stephanie Black

15,000 00

135 Hudson Street

New York, New York 10013

to complete a documentary film on the impact of policies and
trends related to global economic integration in Jamaica

TOTAL GLOBAL INCLUSION

43 185 00

THE ROCKEFELLER FOUNDATION

Identification Number 13-1659629

Attachment #2 A(2)

Page 37 of 37

GRANTS TO INDIVIDUALS
(Other Than General Fellowships and Other
Grants to Organizations Earmarked)

2000
PAYMENTS

HEALTH EQUITY

2000 HE 024

William Alan Muraskin

23,000 00

250 West 94th Street Apt 9E

New York New York 10025

to continue to research and write a book entitled "A History of
the Growth of the Children's Vaccine Program"

TOTAL HEALTH EQUITY

23 000 00

POPULATION SCIENCES

RF 96012 #13

Banza Baya

11,885 00

UERD

University of Ouagadougou

Ouagadougou, Burkina Faso B P 7118

for a study in collaboration with the University of Montreal on
the effects of child mortality on fertility preferences and behavior
in rural Burkina Faso

TOTAL POPULATION SCIENCES

11,885 00

REGIONAL ACTIVITIES

2000 BC 002

Glenn E Schweitzer

6 600 00

1028 South 20th Street

Arlington, Virginia 22202

toward the costs of activities following from a collaborative
residency and a subsequent team residency on socio-economic
and security issues in Russian atomic cities held at the
Bellagio Study and Conference Center in 1996 and 1998,
respectively

TOTAL REGIONAL ACTIVITIES

6,600 00

Report Summary =====>>

1,803,596 68

THE ROCKEFELLER FOUNDATION
IDENTIFICATION NUMBER 13-1659629
GENERAL FELLOWSHIPS

Schedule #2 B
Page 1 of 14

	Balance 01/01/00	New IN 2000	Payments IN 2000	Lapses	Reversions	Balance 12/31/00
Aarti BMB Laboratory Department of Biotechnology College of Basic Sciences & Humanities CCS Haryana Agricultural University Hisar India 125 005	2,160 38	0 00	0 00	0 00	2,160 38	0 00
Agnes Madinda Abera Banana Research Station National Agricultural Research Organisation P O Box 7065 Kampala Uganda	43,541 30	74,265 40	27,941 87	0 00	0 00	89,864 83
Ajay Kumar Garg Department of Biotechnology Directorate of Rice Research Rajendranagar Hyderabad India 500 030	746 36	1,746 96	2,493 32	0 00	0 00	0 00
Amalraj JohnJoel School of Genetics Tamil Nadu Agricultural University Coimbatore India 641 003	37,545 38	1,036 11	18,760 55	0 00	0 00	19,820 94
Amit Dhingra Department of Plant Molecular Biology University of Delhi South Campus Benito Juarez Road New Delhi, India 110 021	7,207 73	212 16	5,111 83	0 00	2,308 06	0 00
Anibal Leonidas Tapiero-Ortiz Corporacion Colombiana de Investigacion Agropecuaria Km 20 en la via a Puerto Lopez Villavicencio Colombia	5,491 14	0 00	4,663 77	0 00	827 37	0 00
Anju Mahendru Division of Genetics Indian Agricultural Research Institute New Delhi India 110 012	0 00	74,025 00	37,000 00	0 00	0 00	37,025 00
Anne Wanjiru Muriuki National Agricultural Research Laboratories P O Box 14733 Nairobi Kenya	7,010 75	1,805 31	8,672 92	0 00	143 14	0 00

THE ROCKEFELLER FOUNDATION
IDENTIFICATION NUMBER 13-1659629
GENERAL FELLOWSHIPS

Schedule #2 B
Page 2 of 14

	Balance 01/01/00	New IN 2000	Payments IN 2000	Lapses	Reversions	Balance 12/31/00
Antonio Andres Alfonso Plant Breeding & Biotechnology Division Philippine Rice Research Institute Maligaya Munoz, Nueva Ecija Philippines 3119	30,710 44	60,973 30	35,507 10	0 00	0 00	56,176 64
Ashok Kumar Chhabra Department of Plant Breeding C C S Haryana Agricultural University Hisar India 125 004	1,958 94	0 00	95 00	0 00	1,863 94	0 00
Ashok Kumar Sanal CCS Haryana Agricultural University Kaul District Kaithal India 132 021	8,736 48	0 00	0 00	0 00	8,736 48	0 00
Augustine Gubba Plant Protection Research Institute P O Box 8100 Causeway Harare Zimbabwe	748 64	5,606 77	6,355 41	0 00	0 00	0 00
Ayub George Gelheyo Chege National Agricultural Research Laboratories Kenya Agricultural Research Institute P O Box 14733 Nairobi Kenya	13,803 70	17,475 80	21,215 63	0 00	0 00	10,063 87
Bahaglawati Amirhusin Central Research Institute for Food Crops Jalan Merdeka 147 Bogor, Indonesia 16111	15,477 57	283 92	13,397 18	0 00	2,364 31	0 00
Barnabas Amooti Kuza Department of Agricultural Economics & Agribusiness Makerere University P O Box 7062 Kampala Uganda	5,323 92	4,105 24	9,429 16	0 00	0 00	0 00
Buang Abdullah Research Institute for Food Crops Biotechnology P O Box 368/Boo Bogor Indonesia 16111	7,777 41	4,846 92	10,642 38	0 00	0 00	1,981 95

THE ROCKEFELLER FOUNDATION
IDENTIFICATION NUMBER 13-1659629
GENERAL FELLOWSHIPS

Schedule #2 B
Page 3 of 14

	Balance 01/01/00	New IN 2000	Payments IN 2000	Lapses	Reversions	Balance 12/31/00
Caroline Nankinga Banana Research Programme Kawanda Agricultural Research Institute P O Box 7065 Kampala, Uganda	1,229 15	0 00	-897 00	0 00	2,126 15	0 00
Cynthia Bato-Andaya Plant Breeding and Biotechnology Division Philippine Rice Research Institute Maligaya Muñoz, Nueva Ecija Philippines 3119	25,511 75	26,400 00	20,938 00	0 00	0 00	30,973 75
Daniel David Karanja Plant Breeding Research Centre Kenya Agricultural Research Institute P O Njoro Nakuru, Kenya	18,890 65	26,310 30	40,659 05	0 00	0 00	4,541 90
Daniel Ng'ang'a Chege Department of Agricultural Economics University of Nairobi P O Box 29053 Nairobi, Kenya	15,443 48	205 92	3,870 86	0 00	11,588 22	190 32
Daphrose Gahakwa Uganda Seed Project P O Box 85 Kasese Uganda	45,077 46	22,800 00	43,956 29	0 00	0 00	23,921 17
David Mwaura Mbugua Kisii Regional Research Centre Kenya Agricultural Research Institute P O Box 523 Kisii Kenya	23,066 79	123,573 30	57,187 03	0 00	0 00	89,453 06
David Patrick Swamiki Kawanda Agricultural Research Institute National Agricultural Research Organisation P O Box 7065 Kampala, Uganda	14,046 60	94,960 89	31,716 84	0 00	0 00	77,290 65

THE ROCKEFELLER FOUNDATION
IDENTIFICATION NUMBER 13-1659629
GENERAL FELLOWSHIPS

Schedule #2 B
Page 4 of 14

	Balance 01/01/00	New IN 2000	Payments IN 2000	Lapses	Reversions	Balance 12/31/00
Dheeraj Verma Department of Biotechnology and Molecular Biology College of Basic Sciences and Humanities CCS Haryana Agricultural University Hisar India 125 004	28,335 14	1,569 40	13,871 59	0 00	0 00	16,032 95
Eastonce Tendayi Gwata Crop Breeding Institute Box CY 550 Causeway Harare Zimbabwe	43,224 35	111,573 30	53,678 30	0 00	0 00	101,119 35
Edna Yray Ardales Molecular Pathology Laboratory Entomology and Plant Pathology Division International Rice Research Institute DAPO Box 7777 Davao City Philippines 8000	1,223 71	0 00	0 00	0 00	1,223 71	0 00
Edward Pepukayi Mazhangara Chiredzi Research Station P O Box 97 Chiredzi Zimbabwe	20,765 93	91,973 30	37,189 66	0 00	0 00	75,549 57
Elkana Momanyi Nyambati Kenya Agricultural Research Institute P O Box 450 Kitale Kenya	11,120 24	122,092 92	69,366 56	0 00	0 00	63,846 60
Elliott Simba Zitsanza Plant Protection Research Institute P O Box CY550 Causeway Harare Zimbabwe	14,335 30	0 00	9,252 06	0 00	0 00	5,083 24
Emani Chandrakanth Centre for Plant Molecular Biology Osmania University Hyderabad, India 500 007	5,632 86	0 00	0 00	0 00	0 00	5,632 86
Endang Mulyani Septiningsih Research Institute for Food Crops Biotechnology Jadan Tantara Pelajar 3A Bogor Indonesia 16111	16,176 38	25,884 20	26,212 59	0 00	0 00	15,847 99

THE ROCKEFELLER FOUNDATION
IDENTIFICATION NUMBER 13-1659629
GENERAL FELLOWSHIPS

Schedule #2 B
Page 5 of 14

	Balance 01/01/00	New IN 2000	Payments IN 2000	Lapses	Reversions	Balance 12/31/00
Ephias Makaudze Department of Agricultural Economics University of Zimbabwe P O Box MP 167 Mount Pleasant Harare, Zimbabwe	25,423 94	55,473 30	48,239 01	0 00	0 00	32,658 23
Fu Xiangdong Biotechnology Institute Zhejiang Agricultural University Hangzhou, China 310 029	16,101 85	0 00	14,997 01	0 00	2,747 65	-1,642 81
Fu Xiqin Department of Basic Theories China National Hybrid Rice R&D Center Hunan Academy of Agricultural Sciences Mapoling Changsha Hunan China	31,655 40	28,400 00	27,748 89	0 00	0 00	32,306 51
Gabriel Kayode Aluko Upland Rice Program West Africa Rice Development Association 01 BP 2551 Bouaké, Cote d'Ivoire 01	34,522 12	97,289 92	42,004 17	0 00	0 00	89,807 87
Gandikota Madhuni Plant Molecular Genetics Laboratory Department of Plant Sciences School of Life Sciences University of Hyderabad Hyderabad, India 500 046	16,906 11	31,569 40	38,569 40	0 00	0 00	9,906 11
George Odwar Ayaga National Agricultural Research Laboratories Kenya Agricultural Research Institute P O Box 14733 Nairobi Kenya	22,539 05	7,470 00	19,687 42	0 00	10,321 63	0 00
Gertrude Night East and Southern Africa Regional Centre International Institute of Tropical Agriculture P O Box 7878 Kampala, Uganda	18,731 43	65,119 40	27,902 72	0 00	0 00	55,948 11

THE ROCKEFELLER FOUNDATION
IDENTIFICATION NUMBER 13-1659629
GENERAL FELLOWSHIPS

Schedule #2 B
Page 6 of 14

	Balance 01/01/00	New IN 2000	Payments IN 2000	Lapses	Reversions	Balance 12/31/00
He Zuhua Biotechnology Institute Zhejiang Agricultural University Hanhzhou China	19,056 52	0 00	3,681 78	0 00	15,374 74	0 00
Henry Stevie Kondwani Phombeya Chitedze Agncultural Research Station P O Box 158 Lilongwe Malawi	12,534 35	0 00	0 00	0 00	12,534 35	0 00
Hirut Kebede Biodiversity Institute P O Box 30726 Addis Ababa, Ethiopia	-6,521 32	6,481 88	-47 86	0 00	8 42	0 00
Hoang Thi Kim Oanh Institute of Biotechnology National Center for Natural Sciences and Biotechnology Hoang Quoc Viet Caugiay Hanoi Vietnam	31,217 23	22,196 45	38,619 86	0 00	0 00	14,793 82
Isiah Mufudzi Mharapara Agricultural Research Council P O Box MP 1140 Mount Pleasant Harare Zimbabwe	23,371 89	176 28	24,207 81	0 00	0 00	-659 64
Jai Singh Rohilla Plant Genetic Engineerng Laboratory Department of Biotechnology and Molecular Biology CCS Haryana Agricultural University Hisar India 125 004	25,772 49	13,382 79	34,216 12	0 00	0 00	4,939 16
James Gichuru Gethi Kenya Agncultural Research Institute Regional Research Centre, Mtwapa P O Box 10275 Bambun, Kenya	22,006 05	52,173 30	36,156 20	0 00	0 00	38,023 15
Jatindra Nath Tripathy Division of Physiology Central Rice Research Institute Cuttack, India 753 006	0 00	0 00	-7 80	0 00	7 80	0 00

THE ROCKEFELLER FOUNDATION
IDENTIFICATION NUMBER 13-1659629
GENERAL FELLOWSHIPS

Schedule #2 B
Page 7 of 14

	Balance 01/01/00	New IN 2000	Payments IN 2000	Lapses	Reversions	Balance 12/31/00
Julius Juma Okello Department of Agricultural Economics College of Agriculture and Veterinary Sciences University of Nairobi P O Box 29053 Nairobi Kenya	25,992 31	132,373 30	35,881 47	0 00	0 00	122,484 14
Jutty Rajendran Kannan Bapu Department of Agricultural Botany Agricultural College and Research Institute Tamil Nadu Agricultural University Madurai, India 625 104	19,082 28	1,936 06	21,018 34	0 00	0 00	0 00
Kamlesh Kukreja Department of Microbiology College of Basic Sciences & Humanities CCS Haryana Agricultural University Hisar India 125 004	8,114 54	766 22	7,526 69	0 00	1,354 07	0 00
Krishan Pal Singh Department of Genetics College of Basic Sciences and Humanities CCS Haryana Agricultural University Hisar India 125 004	956 11	0 00	0 00	0 00	956 11	0 00
Le Cam Loan Genetics and Plant Breeding Department Cuu Long Delta Rice Research Institute Omon Cantho Vietnam	19,290 92	9,169 40	18,552 90	0 00	0 00	9,907 42
Li Jiming China National Hybrid Rice Research & Development Center Changsha Hunan China 410 125	5,225 22	0 00	0 00	0 00	0 00	5,225 22
Li Xinqi Department of Plant Breeding China National Hybrid Rice Research and Development Center Changsha Hunan, China 410 125	18,442 15	159 98	6,026 18	0 00	12,575 95	0 00
Lin Xinghua National Key Laboratory in Crop Genetic Improvement Huazhong Agricultural University Wuhan China 430 070	13,678 19	42,064 88	37,312 08	0 00	0 00	18,430 99

THE ROCKEFELLER FOUNDATION
IDENTIFICATION NUMBER 13-1659629
GENERAL FELLOWSHIPS

Schedule #2 B
Page 8 of 14

	Balance 01/01/00	New IN 2000	Payments IN 2000	Lapses	Reversions	Balance 12/31/00
Lukman Nagaya Mulumba Department of Soil Science Makerere University P O Box 7062 Kampala, Uganda	46,405 86	106,465 66	44,542 39	0 00	0 00	108,329 13
Mamta Rai Division of Biochemlstry Indian Agncultural Research Institute New Delhi India 110 012	9,319 57	0 00	0 00	0 00	9,319 57	0 00
Mandé Semon West Afrnca Rice Development Association 01 BP 2551 Bouaké Côte d Ivoire 01	56,346 62	36,073 30	51,920 04	0 00	0 00	40,499 88
Margaret Ajonye Department of Crop Science Makerere University P O Box 7062 Kampala Uganda	24,365 39	0 00	17,961 26	0 00	0 00	6,404 13
Mane-Noelle Ndjondjop Nzenkam University of Dschang POB 96 Dschang Cameroon	4,410 06	0 00	0 00	0 00	4,410 06	0 00
Md Enamul Huq University of Dhaka Dhaka Bangladesh	14,697 26	0 00	0 00	0 00	14,697 26	0 00
Michael Andrew Nyika Soil Productivity Research Laboratory Chemlstry & Soil Research Institute Private Bag 3757 Marondera Zimbabwe	25,760 07	67,289 92	31,044 73	0 00	0 00	62,005 26
Michael Ngunjiri Njunie Kenya Agricultural Research Institute Regional Research Centre-Mtwapa P O Box 10275 Bamburi Kenya	7,557 57	56,440 00	15,890 79	0 00	0 00	48,106 78

THE ROCKEFELLER FOUNDATION
IDENTIFICATION NUMBER 13-1658629
GENERAL FELLOWSHIPS

Schedule #2 B
Page 9 of 14

	Balance 01/01/00	New IN 2000	Payments IN 2000	Lapses	Reversions	Balance 12/31/00
Monica Rujeko Murata Agronomy Research Institute P O Box CY550 Causeway Harare Zimbabwe	4,057 82	50,029 96	37,670 47	0 00	141 96	16,275 35
Musrur Rahman Department of Biochemistry University of Dhaka Dhaka Bangladesh 1000	2,063 91	0 00	1,274 86	0 00	789 05	0 00
Naomi Norma Mvere Ministry of Local Government and National Housing P O Box 10 Bindura Zimbabwe	29,302 75	64,600 00	28,672 34	0 00	0 00	65,230 41
Narayanan Muthukrishnan Department of Entomology Horticultural College and Research Institute Tamil Nadu Agricultural University Periyakulam Theni District India 625 104	13,563 00	10,737 74	14,092 92	0 00	10,207 82	0 00
Ngo Luc Cuong Division of Entomology Cuu Long Delta Rice Research Institute Omon, Cantho Vietnam	19,877 67	5,873 30	8,992 80	0 00	0 00	16,758 17
Nguyen Anh Tuan Cuu Long Delta Rice Research Institute Omon, Cantho Vietnam	25,679 04	569 40	19,231 46	0 00	0 00	7,016 98
Nguyen Duy Bay Department of Plant Breeding & Genetics Cuu Long Delta Rice Research Institute Omon Cantho, Vietnam	30,659 67	28,973 30	47,406 49	0 00	0 00	12,226 48
Nguyen Thi Loc Cuu Long Delta Rice Research Institute Omon Cantho, Vietnam	24,440 16	10,700 00	37,234 81	0 00	0 00	-2,094 65

THE ROCKEFELLER FOUNDATION
IDENTIFICATION NUMBER 13-1659629
GENERAL FELLOWSHIPS

Schedule #2 B
Page 10 of 14

	Balance 01/01/00	New IN 2000	Payments IN 2000	Lapses	Reversions	Balance 12/31/00
Nguyen Thi Ngoc Hue Rice Biotechnology Program Cuu Long Delta Rice Research Institute Omon Cantho, Vietnam	20,130 05	13,300 00	6,041 70	0 00	0 00	27,388 35
Nguyen Thi Ninh Thuan Molecular Biology Laboratory Agricultural Genetics Institute Tu Liem Hanoi, Vietnam	16,081 46	3,250 00	14,637 91	0 00	0 00	4,693 55
Nguyen Thi Thanh Thuy Molecular Biology Laboratory Agricultural Genetics Institute Tu Liem Hanoi Vietnam	3,672 97	644 52	4,317 49	0 00	0 00	0 00
Nguyen Van Dong Molecular Biology Laboratory Agricultural Genetics Institute Tuliem Hanoi Vietnam	702 17	0 00	0 00	0 00	702 17	0 00
Parveen Kumar Sharma Department of Microbiology CCS Haryana Agricultural University Hisar India 125 004	4,705 53	0 00	0 00	0 00	4,705 53	0 00
Pawan Kumar Agrawal Division of Plant Breeding & Genetics Central Rice Research Institute Cuttack India 753 006	25,123 69	30,800 00	22,696 09	0 00	0 00	33,227 60
Paxie Wanangwa Chirwa Forestry Research Institute of Malawi P O Box 270 Zomba, Malawi	24,414 95	30,650 00	28,531 72	0 00	0 00	26,533 23
Peng Kaiman National Key Laboratory of Crop Genetic Improvement Huazhong Agricultural University Wuhan, Hubei China 430 070	19,734 14	26,818 48	32,533 48	0 00	0 00	14,019 14

THE ROCKEFELLER FOUNDATION
IDENTIFICATION NUMBER 13-1659629
GENERAL FELLOWSHIPS

Schedule #2 B
Page 11 of 14

	Balance 01/01/00	New IN 2000	Payments IN 2000	Lapses	Reversions	Balance 12/31/00
Perumal Ramasamy Department of Millets Centre for Plant Breeding and Genetics Tamil Nadu Agricultural University Coimbatore, India 641 003	16,737 18	11,882 44	22,575 10	0 00	6,044 52	0 00
Pham Ngoc Luong Department of Genetics and Hybrid Rice Breeding Agricultural Genetics Institute Tulien Hanoi Vietnam	50,100 00	25,885 16	34,497 83	0 00	0 00	41,487 33
Pham Thu Hang Molecular Biology Department Agricultural Genetics Institute Tulien Hanoi, Vietnam	26,255 05	11,600 00	14,804 07	0 00	0 00	23,050 98
Pham Trung Nghia Department of Plant Biotechnology Cuu Long Delta Rice Research Institute Omon Cantho, Vietnam	44,100 00	48,500 00	27,053 16	0 00	0 00	65,546 84
Pita Justin-Simon Faculté des Sciences et Techniques Université Nationale de Côte d'Ivoire 11 B P 723 Abidjan, Cote d'Ivoire 11	245 07	284 65	529 72	0 00	0 00	0 00
Pornthip Tinjuangjun Plant Genetic Engineering Unit Kasetsart University Kamphaengsaen Campus Nakorn Pathom Thailand 73140	37 375 81	379 08	25,335 08	0 00	12,419 81	0 00
Pushpa Kharb Department of Genetics C C S Haryana Agricultural University Hisar India 125 004	1,472 14	0 00	-309 71	0 00	1,781 85	0 00

THE ROCKEFELLER FOUNDATION
IDENTIFICATION NUMBER 13-1659629
GENERAL FELLOWSHIPS

Schedule #2 B
Page 12 of 14

	Balance 01/01/00	New IN 2000	Payments IN 2000	Lapses	Reversions	Balance 12/31/00
Qian Xiaoyin Institute of Genetics Fudan University 220 Handan Road Shanghai China 200 433	4,623 78	0 00	2,518 68	0 00	2,105 10	0 00
Rachel Kerina Chikwamba Zimbabwe Agncultural Biotechnology Programme Southern Industrial Research & Development Centre P O Box 3492 Harare Zimbabwe	30,260 53	74,973 30	47,552 59	0 00	0 00	57,681 24
Rachelle Nicole Natalie Kokora Laboratoire de Genetique UFR des Biosciences Université de Cocody 22 BP 582 Abidjan, Cote d'Ivoire 22	37,162 63	1,969 40	15,817 52	0 00	0 00	23,314 51
Ram Chander Yadav Department of Biotechnology & Molecular Biology CCS Haryana Agricultural University Hisar India 125 004	6 191 07	1,999 73	8,165 54	0 00	25 26	0 00
Ramaswamy Sivaraj Center for Advanced Studies in Botany Guindy Campus University of Madras Madras India 600 025	2,589 44	0 00	-72 58	0 00	2,662 02	0 00
Richard Edema Department of Crop Science Faculty of Agriculture and Forestry Makerere University P O Box 7062 Kampala, Uganda	16,366 90	35,873 31	56,911 92	0 00	0 00	-4,671 71
Robert Mwesige Kalyebara Kawanda Agncultural Research Institute P O Box 7065 Kampala Uganda	17,209 67	75,457 08	57,879 47	0 00	198 94	34,588 34

THE ROCKEFELLER FOUNDATION
IDENTIFICATION NUMBER 13-1659629
GENERAL FELLOWSHIPS

Schedule #2 B
Page 13 of 14

	Balance 01/01/00	New IN 2000	Payments IN 2000	Lapses	Reversions	Balance 12/31/00
Satya Nugroho R & D Centre for Biotechnology Indonesian Institute of Sciences P O Box 422 Bogor Indonesia 16911	14,544 56	10,400 00	9,360 18	0 00	0 00	15,584 38
Shavindra Bajaj Department of Plant Molecular Biology University of Delhi South Campus Benito Juarez Road New Delhi India 110 021	10,359 99	0 00	10,000 00	0 00	359 99	0 00
Siruthalyur K Ganesh Department of Agricultural Entomology Agricultural College and Research Institute Tamil Nadu Agricultural University Madurai India 625 104	33,062 45	37,773 30	47,073 30	0 00	0 00	23,762 45
Stanford Mabasa Henderson Research Station Agronomy Research Institute P B 2004 Mazowe Zimbabwe	47,187 88	60,300 00	39,346 40	0 00	0 00	68,141 48
Subbarayalu Mohankumar Centre For Plant Molecular Biology Tamil Nadu Agricultural University Coimbatore India 641 003	12,492 01	46,373 30	39,475 30	0 00	0 00	19,390 01
Sujin Patarapuwadol Department of Plant Pathology Faculty of Agriculture Kasetsart University Kamphaengsaen Nakhon Pathom Thailand 73140	0 00	144,270 00	38,640 00	0 00	0 00	105,630 00
Tarun Kant University of Rajasthan Ghandi Nagar Jaipur India 302 004	19,894 65	0 00	0 00	0 00	19,894 65	0 00
Tran Ngoc Thach Cuu Long Delta Rice Research Institute Omon Cantho, Vietnam	26,117 11	69,400 00	30,327 67	0 00	0 00	65,189 44

THE ROCKEFELLER FOUNDATION
IDENTIFICATION NUMBER 13-1659629
GENERAL FELLOWSHIPS

Schedule #2 B
Page 14 of 14

	Balance 01/01/00	New IN 2000	Payments IN 2000	Lapses	Reversions	Balance 12/31/00
Varapong Chamarerk Rice Research Institute Chatuchak Bangkok Thailand 10900	23,505 89	55,369 40	36,518 65	0 00	0 00	42,356 64
Vijay Kumar Sharma Centre for Plant Molecular biology University of Delhi South Campus New Delhi, India 110 021	25,470 39	488 67	7,081 35	0 00	18,877 71	0 00
Vincent Ngepwung Fondong Ekona Research Centre Institut de la Recherche Agronomique PMB 25 Buea, Cameroon	2,375 52	0 00	-197 80	0 00	2,573 32	0 00
Vinod Sangwan Plant Genetic Engineering Laboratory Department of Biotechnology and Molecular Biology CCS Haryana Agricultural University Hisar, India 125 004	26,362 29	28,769 40	38,569 40	0 00	0 00	16,562 29
Virendra Kumar Sikka Department of Biotechnology and Molecular Biology College of Basic Sciences & Humanities CCS Haryana Agricultural University Hisar India 125 004	10,306 29	2,993 87	13,300 16	0 00	0 00	0 00
Virgilio Cedro Andaya Plant Breeding & Biotechnology Division Philippine Rice Research Institute Maligaya Muñoz Nueva Ecija Philippines 3119	30,804 36	28,177 25	28,015 25	0 00	0 00	30,966 36
Yang Wei Department of Biotechnology China National Rice Research Institute 359 Tiayuchang Road Hangzhou China 310 006	19,353 44	19,200 00	17,904 44	0 00	0 00	20,649 00
Total	1,922,016 24	2,795,463 90	2,223,946 78	0 00	201,139 07	2,292,394 29

(1,389 54) *
2,291,004 75

* Post-closing adjustments

THE ROCKEFELLER FOUNDATION
Employer ID No. 13-1659629
Form 990PF - 2000

FURNISHING OF GOODS, SERVICES AND FACILITIES

The Rockefeller Foundation regularly holds conferences relating to its exempt purposes at a Study and Conference Center located in Bellagio, Italy. The Foundation furnished food and lodging to 16 government officials in 2000 (see attachment #3.A); however, before providing such benefits, the Foundation secured a ruling from the Internal Revenue Service that such transactions were not acts of self-dealing. See copy of IRS ruling dated April 1, 1975 (attachment #3.B).

THE ROCKEFELLER FOUNDATION
EMPLOYER ID No. 13-1659629
Form 990PF - 2000

Government Officials Attending Bellagio Conferences/Teams - 2000

Building a Peoples' Movement for Global Democracy (May 15 to 19)

- **DAWKINS, Kristin** - Institute for Agricultural and Trade Policy, Minnesota

The Changing Landscape of the Welfare State: Implications for the Future of Social Protection
(August 7 to 11)

- **FONTENOT, Keith** - Social Security Administration, Washington, DC

Intellectual Property and Global Biotechnology (March 27 to 31)

- **FREIRE, Maria C** - National Institutes of Health, Rockville, Maryland
- **MERRILL, Stephen** - Science Technology & Economic Policy Program, National Research Council, Washington, DC

Leaving No Child Behind in the Third Millennium (April 25 to 29)

- **LEWIS, Ann** - Counselor to the President, The White House, Washington, DC

Realities and New Approaches: Development Communications in the 21st Century (October 9 to 14)

- **BUSQUETS, Maria** - Communication, Management and Training Division, Office of Population, Global Bureau, USAID, Washington, DC
- **FOX, Elizabeth** - Health Communication and Behavior Change, Office of Health and Nutrition, USAID, Washington, DC
- **NEUSE, Margaret** - USAID, Washington, DC

Toward a Global Environmental Organization (September 18 to 22)

- **LOY, Frank** - Department of State, Washington, DC

THE ROCKEFELLER FOUNDATION

420 Fifth Avenue
New York, N Y 10018-2702

Employer ID No 13-1659629
Form 990-PF - 2000

Part XV, LINE 2, SUPPLEMENTARY INFORMATION

- (a) Requests for grants should be sent to

Ms Lynda Mullen, Secretary
The Rockefeller Foundation
420 Fifth Avenue
New York, NY 10018-2702
(212) 869-8500

- (b) No special form is required in making a request for Foundation aid. An application should include

a description of the project, with clearly stated plans and objectives,

a comprehensive plan for the total funding of the project during, and where applicable after, the proposed grant period,

a listing of the applicant's qualifications and accomplishments

- (c) Applications for grants may be submitted at any time. Individual fellowship programs have specified deadlines; flyers describing these programs and the deadlines for applications can be obtained by writing to the Foundation at the above address.
- (d) The Foundation operates within the following program themes: Creativity and Culture, Food Security, Health Equity, Global Inclusion, Working Communities and Special Programs.

(For additional information see Program Theme Guidelines following this page)

CONTACTING THE FOUNDATION ABOUT GRANTS

The Rockefeller Foundation works to enrich and sustain the lives and livelihoods of the poor and excluded throughout the world

The Foundation has identified four themes, or subject areas of work—Creativity & Culture, Food Security, Health Equity, and Working Communities. A cross-theme of Global Inclusion supports, promotes and supplements the work of the four

themes. In addition, the Foundation funds a number of programs that are new or exploratory in nature. Foundation programming is managed from the Foundation's New York City headquarters, and from regional offices in Bangkok, Thailand, Nairobi, Kenya, Harare, Zimbabwe, Mexico City, and San Francisco. Program goals are included in the strategy section beginning on page 4 of this report.

The Foundation is a proactive grantmaker—that is, the officers and staff seek out opportunities that will advance the Foundation's long-term goals, rather than reacting to unsolicited proposals. Foundation officers receive more than 12,000 proposals each year, 75 percent of which cannot be considered because their purposes fall outside the Foundation's program guidelines.

Organizations interested in Foundation grantmaking should send a letter of inquiry addressed to the director of the subject area of interest. Rockefeller Foundation, 420 Fifth Avenue, New York, N.Y. 10018, or, inquiries can be sent online as follows: Creativity & Culture—creativity@rockfound.org, Food Security—food@rockfound.org, Health Equity—health@rockfound.org, Working Communities—work@rockfound.org, or Global Inclusion—global@rockfound.org. An inquiry should briefly describe the project and its purpose (no attachments, please).

It is important to note that, as a matter of policy, the Foundation does not give or lend money for personal aid to individuals, support attempts to influence legislation, or, except in rare cases, provide general institutional support, fund endowments or contribute to building and operating funds.

PROGRAM OBJECTIVES (in alphabetical order)

THEME CREATIVITY & CULTURE

Resilient and Creative Communities Preserving and renewing cultural heritages to enhance the well-being of societies and equip the poor and excluded to relate to, and gain benefits from, the new global community.

Grantmaking is done through Recovering and Reinventing Cultures Through Museums, a competitive program supporting exhibitions that broaden the definition of American art and chart the cultural contributions of non-Western populations. Support is also given to ongoing research initiatives on the cultural indicators of social health.

The PACT program (Partnerships Affirming Community Transformation)—community partnerships that use the arts and humanities to bridge difference and effect social change, is under review.

Explorations are under way to preserve and strengthen threatened traditional art forms in developing countries, to help communities recover and interpret cultural materials, such as literary or religious texts and oral histories, and to examine the role that memory, history and imagination play in helping communities withstand and adapt to the stresses of poverty, exclusion and violence. These program explorations are not open to direct application.

Knowledge and Freedom in the Public Sphere Artists and humanists, through social critique, play a key role in creating democratic, inclusive civil societies. Translating religious ideas into the language of public discourse and brokering conversations between religious communities can help defuse tensions that deeply touch people's lives.

Grantmaking is done through initiatives that fortify civil society through cultural institutions in Africa and the Muslim world, and mobilize the assets of religions to build resilient communities. Support for scholarship and research networks is provided through a competitive program of Resident Humanities Fellowships hosted by humanities centers in North and South America. Additional ways of bringing humanities perspectives to bear on the Foundation's new program themes are under exploration.

Creativity and Innovation in a Global Age The voices and visions of artists and humanists can help us envision reality and clarify our understanding.

of ourselves and others. Such expression can be enhanced by experimentation with new technologies.

Grantmaking supports the creation of new work in the performing arts (dance, music and theater) through application to the Multi-Arts Production (MAP) fund. Support for independent media artists in the United States and Mexico working in documentary, video, dramatic narrative film and experimental digital design is provided through Film/Video/Multimedia fellowships awarded by nomination—not by direct application—and administered by National Video Resources.

Explorations are under way to create environments that encourage new media collaborations between the artistic and technological communities, and to engage humanists and social scientists to probe the meaning of the cultural expression and the new forms of social organization enabled by the Internet. These particular explorations are not open to direct application.

For inquiries or applications, contact creativity@rockfound.org, fax (212) 852-8438.

THEME FOOD SECURITY

Enabling Farmer Participation Improvements in the food security of poor farm families must be based on effective and sustainable methods for engaging them directly in the articulation of their needs, and in the analysis, design and implementation of agricultural innovations.

Grantmaking focuses on farmer participation in setting priorities for and in conducting plant breeding, developing seed production and distribution systems, and improving agronomic practices.

Applying Science and Technology Key constraints to the food security of the rural poor in bypassed areas can be addressed effectively through coordinated partnerships of local scientists and farmers with cutting-edge biotechnologists, plant breeders, agroecologists and policy scientists.

Grantmaking focuses on accelerating the discovery, development and application of new genetic and agroecological strategies for enhancing yield stability, producing more resilient crops, improving human nutrition and preventing environmental degradation.

Strengthening Policies and Institutions Appropriate training and institution building can strengthen local organizations to access and move the key policy, institutional and technological levers that lead to increased incomes and improved food security.

Grantmaking aims to foster national development of policies that support resilient and profitable smallholder agriculture, and strengthen institutions that integrate the scientific and participatory approaches to innovation development.

The work of the Food Security theme is global in scope, but will have special emphasis on sub-Saharan Africa and South and Southeast Asia. Training of national scientists from these regions can be included in research grants, and postdoctoral fellowships may be awarded to candidates nominated by grantee institutions.

For inquiries or applications, contact food@rockfound.org, fax (212) 852-8442.

THEME HEALTH EQUITY

Harnessing the New Sciences Advocacy, capacity building and support for specific product-development initiatives can effectively harness the new sciences to counter market failures on essential health products.

Grantmaking supports the acceleration of product development for neglected diseases afflicting the poor, including vaccines for children's diseases and for AIDS, and medicines for malaria and tuberculosis. Support continues for reproductive-health technology-development projects already under way.

Resourcing Public Health The generation, sharing and use of knowledge-based resources through partnership and cooperation can strengthen the capacity of local health systems to improve the health of the poor and to redress inequities.

Grantmaking supports activities that increase access to knowledge, develop human resources and promote excellence in research through partnership, cooperation and participation.

Strengthening Global Leadership Redressing the disproportionate burden of emerging health threats upon the poor is contingent upon a robust new framework for health equity that is based upon new knowledge and on giving voice to the poor and excluded through dynamic leadership by individuals and institutions

Grantmaking focuses on strengthening health-equity analysis, identifying best practices and tools for equitable health-sector reform, and promoting greater institutional responsiveness and accountability to the concerns of the poor in the context of new and emerging health problems

The work of the Health Equity theme is global in focus, but has special emphasis on sub-Saharan Africa and South and Southeast Asia. Health Equity does not support fellowships or scholarships for higher education.

For inquiries contact health@rockfound.org, fax (212) 852-8279

THEME	WORKING COMMUNITIES
-------	---------------------

Setting a More Equitable Public Agenda Research, policy analysis and advocacy can promote a deliberate, informed and participatory public agenda to achieve more equitable outcomes

Working Communities funds research on (1) the consequences of economic, technological and demographic trends on the structure of work, and their impact on the least skilled, through a request for proposal process sponsored with the Russell Sage Foundation, and (2) the structural components of racial and ethnic exclusion and their implications for democracy. Policy analysis and advocacy grantmaking is limited to long-standing grantees of the Foundation and projects that are invited to apply as part of Foundation initiatives to increase employment opportunities in specified states and cities.

Building Competent Organizations Communities need strong, competent organizations to sustain and improve programs that provide lasting social benefits.

Grantmaking is made through national initiatives, such as the National Community Development Initiative, which supports community-development corporations, or by invitation to participate in city-specific initiatives to increase the scale and impact of reform in poor school districts, or directly to work-force development providers that serve very poor communities.

Testing Innovations Practical, proven and cost-beneficial models, designed

and implemented with the active participation of community residents, are needed to reduce educational inequities, increase employment opportunities and promote racial/ethnic inclusion.

Grantmaking supports well-designed and rigorously evaluated models to improve (1) employment access and advancement opportunities, (2) the quality of education for poor and limited English-speaking children, and (3) innovative solutions that increase voice and participation of the poor and excluded as an antidote to racial and ethnic exclusion. Projects are funded by invitation only.

For inquiries, contact work@rockfound.org, fax (212) 852-8273

CROSS-THEME	GLOBAL INCLUSION
-------------	------------------

Global Inclusion (GI) makes connections among the four themes, regional offices and special programs. This cross-theme tackles issues which connect the themes and their constituencies, and identifies ways to strengthen the linkages between them.

GI also concentrates on the linkages between global organizations and local communities, and on the individuals who experience directly such problems as water shortages or violent conflict.

GI's grantmaking is based on three related strategies to promote social change:

- Promoting and making widely available the best information, products and processes—scientific, technological and political—from all parts of the world to advance inclusion,
- Working to assure that the institutions, processes and events that set the rules of globalization are increasingly transparent, participatory and aimed at promoting public good as well as private wealth,
- Making the necessary links between the shared values, aspirations and worldviews of the powerless and the powerful, worldwide.

This cross-theme seeks to frame issues and focus public will and resources on critical world issues. Grantmaking is designed to encourage a more open and productive atmosphere in current global debates and to enhance the participation and voice of developing-country actors in policymaking. GI makes grants according to the following lines of work:

- 1 Global dialogues on plant biotechnology
- 2 Intellectual-property rights

- 3 Trade and development
- 4 Cooperative engagement
- 5 Peace and security
- 6 Women at work
- 7 Leadership for the Environment and Development (LEAD)
- 8 Water
- 9 Environmental governance
- 10 Science as a public good
- 11 Sustainable development theory

Global Inclusion will review a short letter of inquiry describing the project for which funding is sought. Funds are limited and will be primarily directed by Foundation staff. Large institutional grants will not be considered. Global Inclusion does not support educational fellowships.

For inquiries contact global@rockfound.org, fax (212) 852-8461

REGIONAL AND SPECIAL PROGRAMS

Africa Regional Program

Goal To contribute to the renewal of the African continent by building the required human and institutional capacity by providing critical information that will promote effective policies and programs to improve the lives and livelihoods of the poor.

Grantmaking supports work in three areas:

Human Capacity Building Africa has a dual challenge: providing access to universal primary education of a high quality to a young and growing population, and upgrading its higher education system so that its skilled sons and daughters can utilize sophisticated technology, and so that its scientists are among the inventors.

Grantmaking supports activities aimed at closing the gender gap in school access and achievement, and at reducing the waste of the school systems in countries where universal primary education is becoming a reality. We also support activities aimed at improving understanding of the challenges facing higher education in Africa and at helping universities become more relevant to the development of the continent.

Information For Development Democratization and increased accountability of elected leaders is enhancing the local demand for information to support evidence-based decision making and evaluate development programs.

Grantmaking supports research that informs policy development, program design and resource allocation by providing local-level, multifaceted information on food, health, work and other human conditions that is needed to understand and address the root causes of poverty.

Partnerships for Africa's Renewal Success of our efforts in food, health, culture and work requires more than education and capacity strengthening. It is particularly important to address the broader contextual and developmental issues that shape the contribution of the capacity that is being built.

Grantmaking in this area of work is purely exploratory and does not accommodate unsolicited proposals.

Communication for Social Change

Goal To enhance the effectiveness of development initiatives focusing on the poor and excluded by fostering innovative communication approaches that engage, empower and engender positive social change.

CFSC supports projects in three areas:

- Researching, testing and applying new indicators and evaluation tools to measure the effectiveness of communication projects and programs. Grantmaking will focus on developing new methods for joint funding, and on analysis and dissemination of communication research that affects the work of the Foundation and its grantees.
- Testing and conducting trials of communication-for-social-change methodology on key social issues impacting the poor and excluded, especially in partnership with Rockefeller Foundation grantees. Grantmaking will focus on researching and testing the effectiveness of communication for social change in addressing critical issues faced by poor communities, and on developing evaluation measures and methodologies that are less intimidating and more participatory.
- Creating new training models and means-of-knowledge transfer about how to apply communication-for-social-change methodology, particularly for Rockefeller Foundation grantees.

Grantmaking will focus on mobilizing resources to develop and strengthen the capacity of communication professionals in poor nations, including the encouragement of free and democratic media.

For inquiries contact csc@rockfound.org, fax (212) 852-8441

The Foundation also has special programs focusing on Public/Private Partnerships and Global Philanthropy.