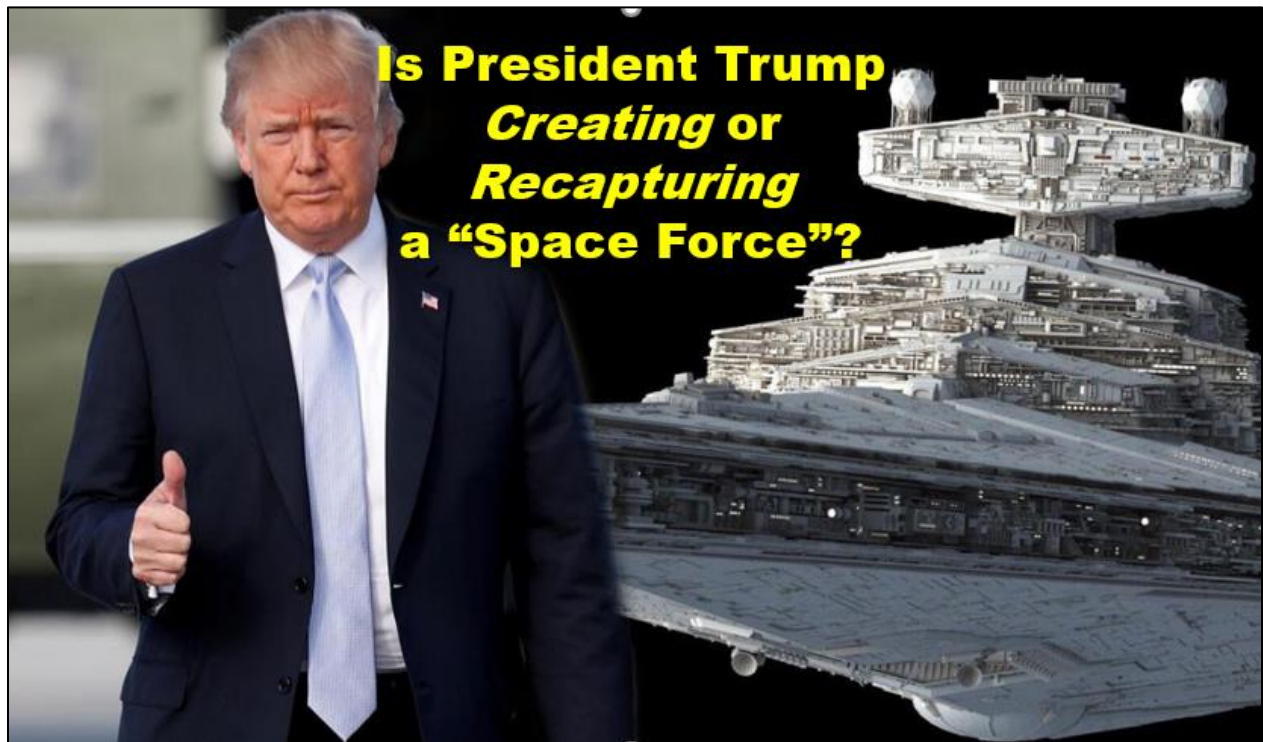


Anonymous Scientist. (Compiled Jun. 14, 2021). Inventions suppressed by British Pilgrims Society global banking. Anonymous Patriots. Reproduced by permission.

Is President Trump using the “Space Force” to begin exposing over **five thousand breakthrough technologies being suppressed by the British Pilgrims Society global banking cartel and their U.S. sycophants?**



The US Navy secretly designed a super-fast futuristic aircraft resembling a UFO, documents reveal, Jasper Hamill Thursday 18 Apr 2019 (original article found at link:

<https://metro.co.uk/2019/04/18/us-navy-secretly-designed-super-fast-futuristic-aircraft-resembling-ufo-documents-reveal-9246755/>).

Anonymous Scientist. (Compiled Jun. 14, 2021). Inventions suppressed by British Pilgrims Society global banking. Anonymous Patriots. Reproduced by permission.



The US Navy has been granted a patent for an advanced aircraft which resembles a flying saucer UFO.

[U.S. Pat. No. 10,144,532. \(Issued Dec. 04, 2018\).](#) CRAFT USING AN INERTIAL MASS REDUCTION DEVICE, inventor: Salvatore Cezar Pais, assignee: U.S. Navy Secretary. USPTO.

<https://www.pat2pdf.org/patents/pat10144532.pdf>

<https://patentimages.storage.googleapis.com/de/4c/43/62c585ccc936cc/US10144532.pdf>

Critical Note: The US Patent Office is operated under contract by [British SERCO](#), which is 100% controlled by the British Crown.

Note: British SERCO also has the U.S. Navy contract to operate the BITCOIN.io domain in the TOP SECRET British Indian Ocean island of Diego Garcia.



US010144532B2

(12) **United States Patent**
Pais

(10) **Patent No.:** **US 10,144,532 B2**
(45) **Date of Patent:** **Dec. 4, 2018**

(54) **CRAFT USING AN INERTIAL MASS
REDUCTION DEVICE**

(71) Applicant: **Salvatore Cezar Pais**, Leonardtown,
MD (US)

(72) Inventor: **Salvatore Cezar Pais**, Leonardtown,
MD (US)

(73) Assignee: **The United States of America as
represented by the Secretary of the
Navy**, Washington, DC (US)

(*) Notice: Subject to any disclaimer, the term of this
patent is extended or adjusted under 35
U.S.C. 154(b) by 153 days.

(21) Appl. No.: **15/141,270**

(22) Filed: **Apr. 28, 2016**

(65) **Prior Publication Data**
US 2017/0313446 A1 Nov. 2, 2017

(51) **Int. Cl.**
B64G 1/40 (2006.01)

(52) **U.S. Cl.**
CPC **B64G 1/409** (2013.01)

(58) **Field of Classification Search**
CPC **B64G 1/409**
See application file for complete search history.

(56) **References Cited**

PUBLICATIONS

Froning, H. David, Quantum Vacuum Engineering for Power and
Propulsion from the Energetics of Space, Third International Con-

ference on Future Energy, Oct. 9-10, 2009, Washington, DC, US.
Pais, Salvatore, Conditional Possibility of Spacecraft Propulsion at
Superluminal Speeds, Intl. J. Space Science and Engineering, 2015,
vol. 3, No. 1, Inderscience Enterprises Ltd.

Puthoff, H.E., Polarizable-Vacuum (PV) Approach to General Relativity,
Foundations of Physics, Jun. 2002, vol. 32, No. 6.

Prigogine, Ilya, Time, Structure and Fluctuations, Nobel Lecture,
Dec. 8, 1977, Brussels, Belgium and Austin, Texas.

Hayasaka, Hideo and Takeuchi, Sakae, Anomalous Weight Reduction
on a Gyroscope's Right Rotations around the Vertical Axis on
the Earth, The American Physical Society, Physical Review Letters,
Dec. 18, 1989, vol. 63, No. 25, Japan.

Pais, Salvatore, The High Energy Electromagnetic Field Generator,
Intl. J. Space Science and Engineering, 2015, vol. 3, No. 4, Inderscience
Enterprises, Ltd.

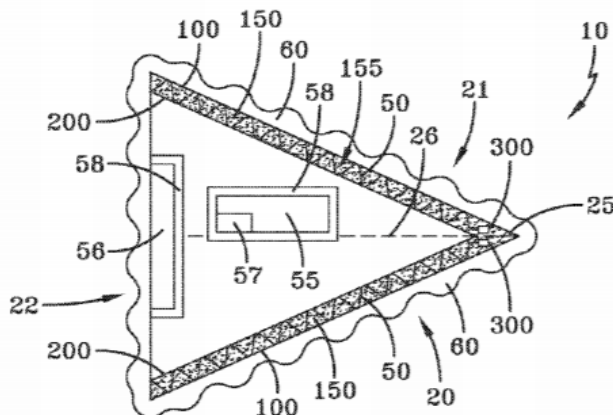
Primary Examiner — Philip J Bonzell

(74) *Attorney, Agent, or Firm* — Mark O Glut;
NAWCAD

(57) **ABSTRACT**

A craft using an inertial mass reduction device comprises of
an inner resonant cavity wall, an outer resonant cavity, and
microwave emitters. The electrically charged outer resonant
cavity wall and the electrically insulated inner resonant
cavity wall form a resonant cavity. The microwave emitters
create high frequency electromagnetic waves throughout the
resonant cavity causing the resonant cavity to vibrate in an
accelerated mode and create a local polarized vacuum
outside the outer resonant cavity wall.

4 Claims, 1 Drawing Sheet



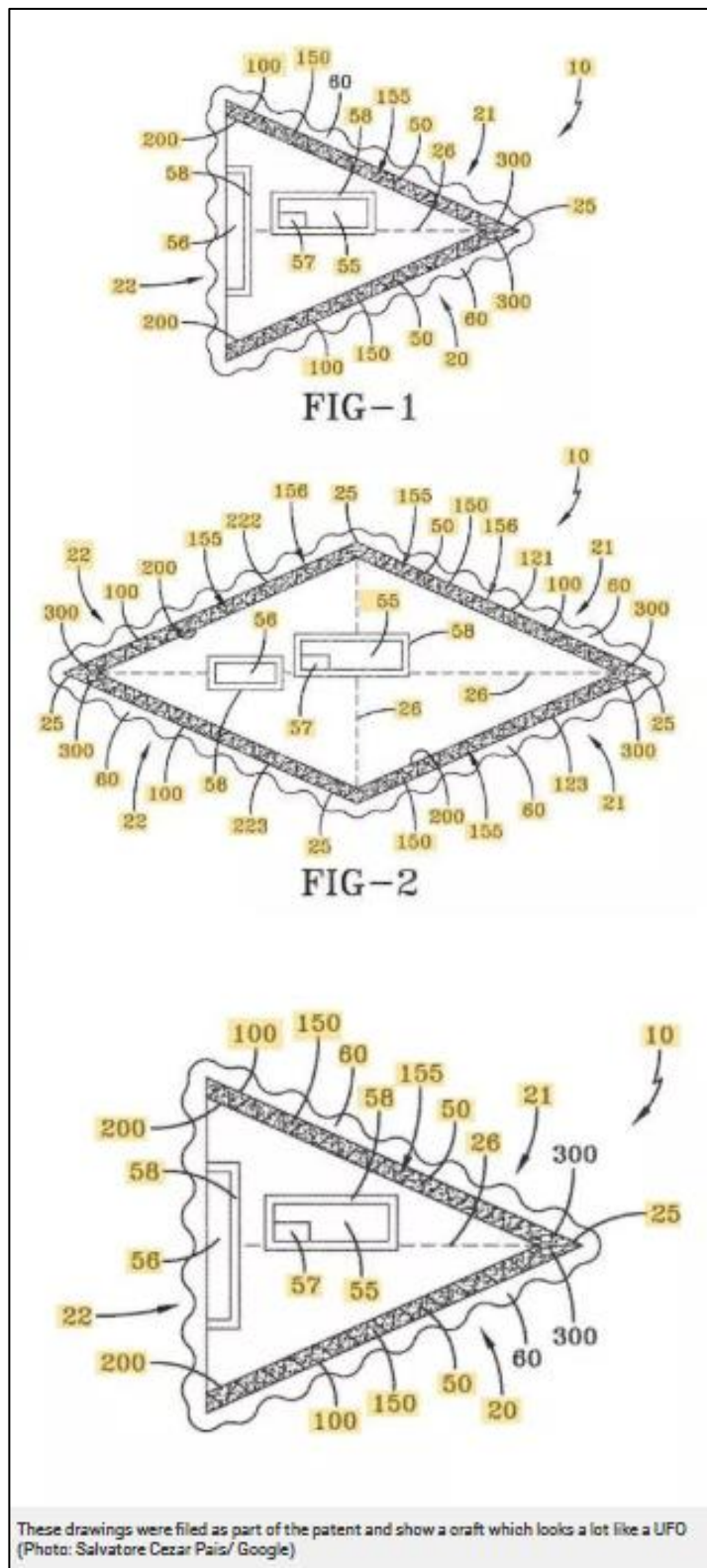
Anonymous Scientist. (Compiled Jun. 14, 2021). Inventions suppressed by British Pilgrims Society global banking. Anonymous Patriots. Reproduced by permission.

Military inventors filed plans for a highly unusual flying machine which uses an 'inertial mass reduction device' to travel at 'extreme speeds.' What that means is that the aircraft uses complex technology to reduce its mass and thereby lessen inertia (an object's resistance to motion) so it can zoom along at high velocities.

See: [U.S. Pat. No. 10,144,532](#). (Issued Dec. 04, 2018). CRAFT USING AN INTERTIAL MASS REDUCUTION DEVICE, inventor: Salvatore Cezar Pais, assignee: U.S. Navy Secretary. USPTO.

The patent is highly complex and describes methods of reducing the mass of an aircraft using various techniques including the generation of gravity waves, which were first detected in 2016 after being produced when two black holes collided.

These drawings were filed as part of the patent and show a craft which looks a lot like a UFO (Photo: Salvatore Cezar Pais/ Google) 'It is possible to reduce the inertial mass and hence the gravitational mass, of a system/object in motion, by an



<https://www.pat2pdf.org/patents/pat10144532.pdf>

Anonymous Scientist. (Compiled Jun. 14, 2021). Inventions suppressed by British Pilgrims Society global banking. Anonymous Patriots. Reproduced by permission.

abrupt perturbation of the non-linear background of local spacetime,' the patent says.

The craft described in the patent features a cavity wall filled with gas, which is then made to vibrate using powerful electromagnetic waves. This then creates a vacuum around the craft, allowing it to propel itself at high speeds.

The UFO-style ship can be used in water, air or even space. 'It is possible to envision a hybrid aerospace/undersea craft (HAUC), which due to the physical mechanisms enabled with the inertial mass reduction device, can function as a submersible craft capable of extreme underwater speeds... and enhanced stealth capabilities,' the patent continues. 'This hybrid craft would move with great ease through the air/space/water mediums, by being enclosed in a vacuum plasma bubble/sheath.' Although the US Navy applied for the patent in 2016 and it was granted last year, it doesn't necessarily mean the craft has been built and tested. However, the technology is further evidence of the military's interest in developing 'exotic' technologies. U.S. DoD video of F/A-18 Super Hornet and an unknown object.

Pentagon and MoD officials feared UFOs were either 'demonic' or sent by God, former investigators reveal Earlier this year, it was revealed that US government researchers investigated wormholes, antigravity, invisibility cloaking, warp drives and high energy laser weapons during a probe into 'unexplained aerial phenomena' called the Advanced Aerospace Threat and Identification Program (AATIP). Details of AATIP were first released in 2017, including reports of a sighting made by fighter pilots from the USS Nimitz. These pilots saw a huge patch of churning, turbulent water the size of a Boeing 737, suggesting something was beneath the surface, as well as a 'tic tac' aircraft which zoomed off at almost impossibly high speeds.

We spoke to Nick Pope, former UFO investigator at the Ministry of Defense, and asked if he saw any similarities between the patented design and the Nimitz Tic Tac. 'A hybrid craft, capable of flying both in the air and underwater, is uncannily similar to what was reported in the USS Nimitz incident from 2004,' he said. 'There was a similar incident of a UFO flying underwater in Puerto Rico in 2013. The possible connection between the USS Nimitz incident and this patent is intriguing, and it's interesting that the US Navy seems to be the link here. 'It's

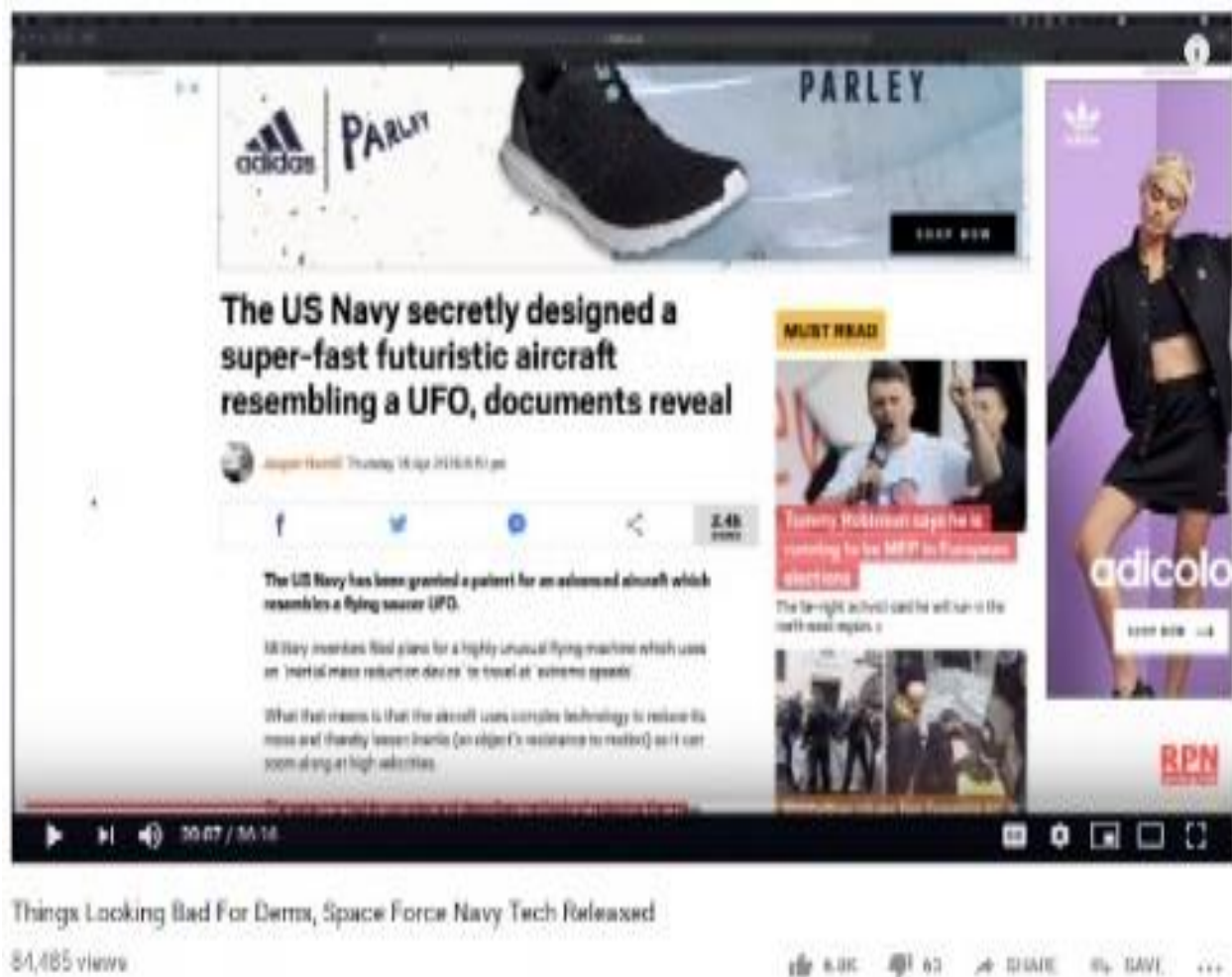
Anonymous Scientist. (Compiled Jun. 14, 2021). Inventions suppressed by British Pilgrims Society global banking. Anonymous Patriots. Reproduced by permission.

possible that the patent is inspired by the incident and is part of an attempt to work out the technology behind the objects that were chased by the Navy F-18s. This is known as ‘reverse-engineering’.

Nick Pope is a novelist and global authority on UFOs (Credit: David Howard/Flickr) He said a ‘key question’ is how the plans fit in with the wider AATIP project. In the latest patent, author Salvatore Cezar Pais mentions Harold Puthoff, a key figure in AATIP who commissioned the 38 papers exploring exotic technologies, which were then used by Defense Intelligence Agency during briefings filed with the US Congress. ‘The papers that got media attention related to anti-gravity, invisibility cloaking, warp drive and wormholes, but a key point is that many of the papers relate to exotic propulsion systems – not just the technology that would enable us to build a faster aircraft, drone or missile, but the technology that we’d need for interstellar travel,’ Pope added. ‘These patents might be the first steps in taking humankind to the stars.’ Two views of the Tic Tac UFO observed by US Navy pilots A declassified document which gives details of some of the research papers produced by AATIP investigators

We asked if he believed the craft in the patent had ever been built. This patent for a “craft using an inertial mass reduction device” is fascinating and is one of three patents filed by US Navy scientist Salvatore Cezar Pais. ‘The other one of his patents that caught my eye was one for a “high-frequency gravitational wave generator”. ‘It’s sometimes hard to tell where the boundary lies between fringe science and science fiction. Furthermore, even if the theoretical physics turns out to be sound, aeronautical engineers still have to be able to build something, if any of this is to have any tangible effect. ‘If they have built the technology described in the patents, I’m sure the program is highly classified. The bottom line is that if any of this works, we’re in game-changing territory.’

Anonymous Scientist. (Compiled Jun. 14, 2021). Inventions suppressed by British Pilgrims Society global banking. Anonymous Patriots. Reproduced by permission.



Further Insights on this Blockbuster Proclamation!

The best technical video I found to date providing an overview of the U.S. Navy patent is outlined between the 20:00 – 36:00 minute of the RedPill78 video (to the right) at link: <https://youtu.be/OU7Y0yOLg6k>.

I have generated an outline of the sixteen minute video below. **Personal comments and additional article and video references are highlighted in red.**

Anonymous Scientist. (Compiled Jun. 14, 2021). Inventions suppressed by British Pilgrims Society global banking. Anonymous Patriots. Reproduced by permission.

Outline of the 16 minute video beginning at the twenty-minute mark:




TR3B Astra is at the same time a strategic vehicle of recognition and a combat vehicle.

At 20:00 - Official, approved patent documents released under the Trump Administration confirm U.S. Navy has had advanced “*anti-gravity*” flying technology going back many decades! Patents have been released on prototypical, delta-shaped, flying technology which can reduce its mass, lessen inertia, resulting in incredible high velocities.

Side Comments:

Anonymous Scientist. (Compiled Jun. 14, 2021). Inventions suppressed by British Pilgrims Society global banking. Anonymous Patriots. Reproduced by permission.

In the 1950s Otis Carr, student of Nicola Tesla, had a working “anti-gravity saucer, based on similar principles. At gunpoint, U.S. government agents and Navy hi-jacked the technology from Carr and ordered Carr’s team to cease all future production, research and advertising. You can



*learn more by going to the article, **The Flying Saucer Built by Otis Carr Was Real-Humanity Hoaxed!** It is found at link: <https://youtu.be/2j3wBldVBHo>*

This video explained, in simpler terms, how the levitation of the spacecraft worked. Outline of video found at end of this paper. The bumblebee does not fly, it levitates (see minutes 26:30 – 28:00) on the similar remarkable principles as the TR-3B .

21:00 - The patented technology can create its own “**gravity waves**”! The gravity waves are generated from “an abrupt perturbation of a non-linear background of local “**spacetime**”.

Side Comments:

Lt. Col. Thomas Bearden, Army. PhD, and his team had major energy breakthroughs, denied by a corrupt “Patent Office” because they had orders not to permit any energy technology which successfully exploited the “**spacetime**” principle. Dr.



Anonymous Scientist. (Compiled Jun. 14, 2021). Inventions suppressed by British Pilgrims Society global banking. Anonymous Patriots. Reproduced by permission.

Bearden explains that *Nature does not insist on conserving energy in three dimensions (x, y, z) because nature exists in four dimensions (x, y, z, time)* from video linked article [Pulling Energy from Vacuum](https://www.youtube.com/watch?v=eNU3MLqyzPk) at <https://www.youtube.com/watch?v=eNU3MLqyzPk>. *Outline of video also found at end of this paper*).

20:00 to 22:00 We have been able to fly things without traditional means of propulsion for decades-since the 1950s. The key is an exterior cavity wall filled with gas which is made to vibrate using powerful electromagnetic waves (*since we actually live in an electric universe!*) This creates a vacuum around the craft allowing it to propel itself at high speeds with zero friction.



Side Comments:

See 2017 Congressional Hearing link: <https://youtu.be/31E0MhBomjM>) where Congress was informed, we have had anti-gravity since October 1954.

22:25 -24:39 The craft can scoot from Point A to Point B through any media, air, water and outer space! The TR-3B model has been around since, at least, the early 1980s. Video is shown of similar like vessels being filmed by U.S. jets following the craft.

The U.S. government admits it is been also investigating “**wormholes**”, “**invisibility cloaking**” and high energy “**laser weapons**” All this began to be released to the public in 2017.

Anonymous Scientist. (Compiled Jun. 14, 2021). Inventions suppressed by British Pilgrims Society global banking. Anonymous Patriots. Reproduced by permission.

24:40 A critical document displays these exotic technologies. Bottom line: Our space navy presently has the technology to have humans pilot advance craft through “*spacetime*” without the friction, without the drag of standard air travel. This is a HUGE acknowledgement under our Trump administration.





TR-3B Anti-Gravity Spacecrafts | Military.com
www.military.com/video/aircraft/military... ▼
TR-3B Anti-Gravity Spacecrafts 23 Nov 2013 | By Flanker41 It uses highly pressured mercury accelerated by nuclear energy to produce a plasma that creates a field of **anti-gravity** around the ship.

Top Secret - U.S. Government Anti-Gravity Fleet is ...
www.metatech.org/wp/ufos/secret-government-anti-gravity... ▼
TOP SECRET U.S. Government **Anti-Gravity** Fleet is Operational Today These are not UFO Sightings This is **military** technology. Note: This is the first clear video available that shows one of the United States **Space** Fleet docking with the **Space** Station.

Military.com Discloses Existence of Anti-Gravity Technology ...
www.discerningthemystery.com/2018/06/militarycom...anti.html ▼
Military.com Discloses Existence of **Anti-Gravity** Technology; Deletes Post Only Days Afterward - What's Going On? Dr. Albert Einstein once stated, "A theory of **gravity** is also a theory of **space** and time."

Anti-Gravity and the Secret Space Program [We Have 'Anti ...
humansarefree.com/2011/09/anti-gravity-and-secret-space... ▼
From those bases, these **military** astronauts regularly fly trans-atmospherically and out into **space**. One of the aerospace craft they use, Colonel Wilson reported, is the X-22A, Lockheed's two-man **anti-gravity** disc craft.

Anti-gravity Spacecraft Military.com - Video Results

| | | | |
|---|---|--|---|
|  |  |  |  |
| Anti Gravity Space Travel Revolution! youtube.com | Anti Gravity Space Travel Revolution! youtube.com | US TR-3B Aurora Anti-Gravity youtube.com | US TR-3B Aurora Anti-Gravity youtube.com |

[More Anti-gravity Spacecraft Military.com videos](#)

25:00-27:00 The TR-3B anti-gravity spacecrafts are displayed at Military.com. This video shows two of these crafts in action. In the video segment seen at this minute mark, we are (*supposed to be*) witnessing the birth of the actual “**Space Force**”.

Side Comments:

Under Goggle, if you type in “**TR-3B Anti-Gravity Spacecraft – Military.com**”, all these articles and videos to the right pop up! Research to your heart’s content!

27:00 The TR-3B uses highly pressurized Mercury accelerated by nuclear energy to produce a plasma that creates a field of anti-gravity around the ship exactly like the patent filing states. Conventional thrusters located at the tips of the craft allow it to perform all the manner of rapid high speed maneuvers along all three axes.

Anonymous Scientist. (Compiled Jun. 14, 2021). Inventions suppressed by British Pilgrims Society global banking. Anonymous Patriots. Reproduced by permission.

27:20 The plasma generated also reduces radar signature significantly, so it almost becomes invisible on radar and remains undetected.

27:30 The TR-3B can essentially travel anywhere in the world (*or off planet*) undetected by air-traffic control and air defense systems.

27:35 The TR-3B is also known as the “Black Manta”. Military.com mentioned the Black Manta back in 2013. In 2019 we have actual patent filings revealed by the Navy itself.

27:53 At his juncture the article presents a video under Codename, Astra.

28:30 Discusses the benefits of civilian travel and safety at incredible high speeds with this existing technology.

29:00 Is this an assault on the Deep State (*controlled by the banking cabal*) to free humanity from it?

Side Comments:

As noted in the
America
Intelligence
Media article
link:



Anonymous Scientist. (Compiled Jun. 14, 2021). Inventions suppressed by British Pilgrims Society global banking. Anonymous Patriots. Reproduced by permission.

<https://aim4truth.org/2018/11/21/galt-the-best-kept-secret-in-the-world-that-could-free-humanity-with-unlimited-free-energy/> , we learned by the end of FY

2018 (September 30, 2018), shadowy government officials, just over the last seven to eight decades, have issued “5,792 secrecy orders” of technology suppression. It is my continuing belief, the global banking cartel in intent on keeping the general population of planet Earth, enslaved on the prison planet and not let any escape to the stars.



THE FREE ENERGY REVOLUTION
HAS BEGUN

In 1942, with the sudden death of inventor, Nicola Tesla, while the FBI might not have directly snatched Tesla’s papers, it appears they did escort, President Trump’s uncle, Dr. John Trump, into Tesla’s apartment and storage facilities. Dr. John Trump was recognized as one of the top three U.S. government scientists, back in 1943. Vannevar Bush (no relation to the President Bush bloodline) was the top scientist in Washington D.C. and oversaw the work of both Dr. John Trump and Dr. J. Robert Oppenheimer.

It was, in fact, Vannevar Bush who personally assigned Dr. John Trump to be escorted by the FBI into Tesla’s apartment and storage facilities immediately after his sudden death. Under “national security” John Trump was to ransack through all Tesla’s papers and X-series technologies found in the dead scientist’s possession and claim anything of value in behalf of the U.S. government (see X Series link: <https://youtu.be/OpzmNSaF47Y>).

As is fully discussed in the Lt. Col. Thomas Bearden, Army. PhD article, found at the video linked article **[Pulling Energy from Vacuum](https://www.youtube.com/watch?v=eNU3MLqyzPk)** at <https://www.youtube.com/watch?v=eNU3MLqyzPk> , J.P. Morgan had immobilized Nicola Tesla with poverty by securing financial ownership of any future Tesla invention. Morgan vowed he would automatically claim and suppress any Tesla invention which would threaten his corporate monopolies. These rumored inventions Tesla dare not make public, for fear they would fall in to J.P. Morgan’s hands, included X-Series technologies: “**Anti-gravity**”, **sonic death sound waves**, **time machines**, **free energy**, just to name a few.

Anonymous Scientist. (Compiled Jun. 14, 2021). Inventions suppressed by British Pilgrims Society global banking. Anonymous Patriots. Reproduced by permission.

This was the beginning of the modern-day era of technology suppression which would also take out the Geothermal Atmospheric Liquified Thorium (GALT) chemical reactor technology by the early 1970s, along with thousands of other disruptive threats to the international banking cabals. See AIM article, <https://aim4truth.org/2017/04/24/the-real-energy-revolution-has-begun/>.

29:33 -31:20 This technology advances humanity about 10,000 years compared to present space based technology. Insiders who work on this technology recognizes the TR-3B spacecraft looks like alien technology. As it hovers, sometimes a bright blue-silver crown of light surrounds the massive circumference of the TR-3B. The operational model is approximately 183 meters in diameter. It had the Codename "**Astra**" in early 1990s. This is part of the missing \$23 trillion unaccounted "Black Project" budget missing from the Pentagon through September 10th, 2018.



31:20-31:57 The TR-3b aircraft is a radar reactive polymer which can change its reflectivity and absorption and color. This polymer, when used in conjunction with some electronic systems, can give the vehicle such a look that it looks like a small ship or flying cylinder on the radar screen. A circular ring filled with acceleration plasma ring filled with acceleration plasma called the magnetic field disrupter, surrounds the crew's rotating compartment and outperforms any currently known technology the Sandia and Livermore laboratories have developed. The secret technology, via the American Republic, will do anything to protect its secrets (*as noted in earlier references*).

31:57-33:44 The plasma generated by bringing mercury to 250,000 atmospheres and a temperature of *negative* 123⁰ Celsius (*negative 189⁰F*), if accelerated to 50,000 RPM, becomes a superconducting plasma. The ultimate result of the process, the cancellation of gravity levitation. More specifically, by generating

Anonymous Scientist. (Compiled Jun. 14, 2021). Inventions suppressed by British Pilgrims Society global banking. Anonymous Patriots. Reproduced by permission.

this rotating magnetic field, the effect of the gravitational attraction of the ship is neutralized by 89%.

In other words, the weight of the circular accelerator, as well as the weight of the accelerated crew cab, avionics fuel, crew environment systems and a nuclear reactor, etc., are reduced by 89%. This makes the vehicle extremely easy and has the horizontal and vertical Mach 9 (Mach 1 = 1224 km/hr.)

TR-3b performance is only limited by the biological limitations of the pilots which are many given that the gravitational force is reduced by 89%.

33:44 – 36:00 Schematics TR-3b and requested by any added information experts might provide the author of the report.

As I watched it, I decided I wanted to bring to your attention to a remarkable video produced in 2004. In my opinion, It provides a treasure trove of additional information on this powerful, critical topic to the right.

The attachment, from ***Army Lt. Col. Thomas Bearden, PhD. (1930-present)***, details how the British Empire's agent, J.P. Morgan, used many of the tactics described in your video to ultimately capture, suppress and destroy most of Nikola Tesla's beneficial patents for humanity.

One glaring tactic missing from your video involves the scientific colleges. As detailed in the attachment, J.P. Morgan actually bribed professors to strip down Maxwell's equation of electric systems to keep humanity from discover all the free electricity available from Tesla's discoveries. The energy cartels would have been ruined if the public learned they did not require coal, oil or natural gas to generate an endless supply of energy for the world!

Bearden's biography can be found at the following link:
http://wiki.naturalphilosophy.org/index.php?title=Tom_Bearden).

Anonymous Scientist. (Compiled Jun. 14, 2021). Inventions suppressed by British Pilgrims Society global banking. Anonymous Patriots. Reproduced by permission.

In 2004, Dr. Bearden provided 35 hours of testimony on the scientific principles of Tesla's work of pulling endless energy from vacuum just as Tesla had accomplished near the beginning of the 19th century. In 2013, someone



spent an extraordinary amount of time and effort to boil down this treasure trove of energy information down to 47 minutes.

Here is my breakdown of the 47 minute condensed video by LT. Col. Bearden found at the following link titled:

Pulling Energy from Vacuum (see link:

<https://www.youtube.com/watch?v=eNU3MLqyzPk>).

01:00 Overview of twenty years of Research and Development (1984-2004) discovering how to extract energy from vacuum.

06:30 Nature does not insist on conserving energy in three dimensions (x, y, z) because nature exists in four dimensions (x, y, z, time)

12:00 There is a history of 'over unity' energy systems. Examples include Nikola Tesla's work in New York, when he created a magnetizing transformer back at the turn of the 20th century (see AIM article:). Other examples of suppressed 'over unity' successes cited include T. Henry Moray (1930s), Gabriel Crone (for Navy) and up to fifty other inventors who have made casual natural energy devices over time. There were also Russian advances in 'over unity' inventions prior to WWII documented.

17:19 How suppression of energy technology occurs and who is doing it.

Anonymous Scientist. (Compiled Jun. 14, 2021). Inventions suppressed by British Pilgrims Society global banking. Anonymous Patriots. Reproduced by permission.

20:00 How do cartels attack and destroy threats.

26:00 Must educate inventors and scientists on how present energy systems, controlled by the cartels, are polluting and destroying the environment.

29:30 If we fail to break up the elite energy cartels and allow suppressed energy technologies to fulfill their role for humanity, as fossil fuels shrink, world wars will arise again like WWI and WWII. Civilization will enter another Dark Age.

33:30 We need another great Manhattan Project, with evil cartels push aside by Congress, where scientists and engineering will be allowed to finally develop all the viable energy solutions surrounding humanity.

39:50 Private Sector advances are typically slowed down and stalled out by frivolous cartel lawsuits claiming fraud, patent thief...anything which might bankrupt or delay licensing for decades. This preserves the cartel's monopoly.

41:00 Why inventors should be wary of Venture Capital.

42:10 The patent office has been positioned as another barrier to energy advancements. The patent office will not permit any technology which has not been approved and accepted by the science institutions. These science institutions are funded by the energy cartels. They will only permit classical thermal dynamics (based on three dimensions) not non-classical thermal dynamics (which includes the passage of time).

43:00 The public has to recognize the fact, like any other profession, science and scientists can be corrupted. The cartels buy and corrupt science to do their bidding. These corrupted professionals become gate keepers and will cry out "perpetual motion" fraud based on three dimensional solutions...not four-dimensional solutions which is the true nature of energy in the vast universe.

44:20 The entire structure of science, of industry, of the patent office, are against the advancement of any disruptive energy technology. If you can't get a patent, how do you get a license to commercialize?

44:50 The remaining option inventors have to battle the cartels is communication. We have the internet. We need to let other energy inventors

Anonymous Scientist. (Compiled Jun. 14, 2021). Inventions suppressed by British Pilgrims Society global banking. Anonymous Patriots. Reproduced by permission.

know they are not alone in their battles with the energy cartels. We are all in the same boat.

The Flying Saucer Built by Otis Carr Was Real-Humanity Hoaxed!

Monday, April 22, 2019 19:28

Ralph Ring goes over the incredible story of Otis Carr and how he built a real working flying saucer! This testimony completely destroys the hoax of needing rockets to get into space. We've been told since this lie since we were children and they're still lying to us! This story also destroys the other lie they told us about

needing oil and nuclear power to power our homes and automobiles! Trump should unveil this technology to the public 90 days before the 2020 election and destroy the evil forces against him!



<https://youtu.be/2i3wBldVBHo>

Otis Carr met Nikola Tesla when he was in school and working as a clerk in the New Yorker hotel. At this time, Tesla had become disillusioned with the world after JP Morgan shut down his dream of providing free energy to the masses. By the way, if the evil Rothschild and Rockefeller bloodlines were replaced with the Tesla bloodline, we would already be living a Star Trek like future with free energy, levitation and a clean planet with unlimited resources! Instead all of this incredible technology is secretly locked away powering the deep underground bases and in the secret space programs exploring the universe and colonizing

Anonymous Scientist. (Compiled Jun. 14, 2021). Inventions suppressed by British Pilgrims Society global banking. Anonymous Patriots. Reproduced by permission.

other planets and moons. All this is going on while the “free range slaves” have to watch ridiculous Fake News and see hideous demonic monsters like Nancy Pelosi and Chuck Shumer on our television screens! It’s really sick when you know the truth!

But anyway, sorry I got off on a rant there, let’s get back to the good stuff. Otis Car was like a sponge and soaked in everything Nikola Tesla could teach him! Tesla made Carr promise to carry on his work and try to get the information out in his time and to keep passing on the secrets!

So Carr did as he was instructed. He got his own lab and began to experiment with free energy devices and built small flying saucers that levitated magnetically! He

went to the patent office, but they told him they would not grant him a patent unless he took out the levitating part and anchored it to the ground! That shows you what a complete fraud the US Patent system has always been! Now the US Patent office is run by the British SERCO company and all the patents go straight to the Queen!



The person speaking in the two videos above is Ralph Ring who worked with Otis Ring. He flew one of the flying saucer craft over 10 miles! It went so fast it warped time for the occupants and they didn’t even realize they had traveled this far until later on when the memory came back. They were working with some very advanced stuff that allowed them to control the craft with their mind! Eventually during the late 1950s the US Government raided Carr and told him he would not be allowed to continue his work because it was a threat to the “US monetary system”! It was only a threat to those who have enslaved the planet! The US government already had much better technology working by then

Anonymous Scientist. (Compiled Jun. 14, 2021). Inventions suppressed by British Pilgrims Society global banking. Anonymous Patriots. Reproduced by permission.

I'm sure and the hidden controllers could never allow a private citizen to bring out the truth!

Ralph Ring tells the incredible story about the flying saucer in the videos above and in the article on Project Camelot linked below.

When recalling the heady events of the late 1950s working day and night with Carr, Ring again and again stressed that the key was working with nature.

"Resonance", he would emphasize repeatedly. *"You have to work with nature, not against her."* He described how when the model disks were powered up and reached a particular rotational speed, "...the metal turned to Jell-O. You could push your finger right into it. It ceased to be solid. It turned into another form of matter, which was as if it was not entirely here in this reality. That's the only way I can attempt to describe it. It was uncanny, one of the weirdest sensations I've ever felt.

What was it like working with Carr? "He was an unquestioned genius. Tesla had recognized his quality immediately and had taught him everything he knew. He was inspired, and – like Tesla – seemed to know exactly what to do to get something to work. He was a private man and was also very metaphysical in his thinking. *I think the fact that he was not formally trained in physics helped him. He was not constrained by any preconceived ideas.* As crazy as it sounds now, he was determined to fly to the moon and really believed it could be done. I believed it. We all did."

"...I was completely astonished when we realized that we had returned with samples of rocks and plants from our destination. It was a dramatic success. *It was more like a kind of teleportation."*

Did the craft fly? "Fly is not the right word. *It traversed distance. It seemed to take no time. I was with two other engineers when we piloted the 45' craft about ten miles. I thought it hadn't moved* – I thought it had failed. I was completely astonished when we realized that we had returned with samples of rocks and plants from our destination. It was a dramatic success. It was more like a kind of teleportation.

Anonymous Scientist. (Compiled Jun. 14, 2021). Inventions suppressed by British Pilgrims Society global banking. Anonymous Patriots. Reproduced by permission.

“What’s more, time was distorted somehow. We felt we were in the craft about fifteen or twenty minutes. We were told afterwards that we’d been carefully timed as having been in the craft no longer than three or four minutes. I still have no complete idea how it worked. We just built it exactly according to Carr’s instructions. Everything had to be perfect... it all had to be just so, or it he said it would not work: a kind of symbiotic state between man and machine.

“The Utron was the key to it all. Carr said it accumulated energy because of its shape, and focused it, and also responded to our conscious intentions. When we operated the machine, we didn’t work any controls. We went into a kind of meditative state and all three of us focused our intentions on the effect we wanted to achieve. It sounds ridiculous, I know. But that’s what we did, and that’s what worked. Carr had tapped into some principle which is not understood, in which consciousness melds with engineering to create an effect. You can’t write that into equations. I have no idea how he knew it would work. But it did.

“...there are two secrets to making the alien saucers work. One is their advanced engineering, and the other is their mental ability.”

“I’ve lost count of the number of people who have refused to believe what happened. I no longer talk about it. It’s no fun being laughed at and ridiculed. But I’ve described it exactly as it occurred. One day someone will build the disk just as we did, and they’ll have the same experience. All his blueprints still exist. Nowadays, it would all be done with digital and solid state circuitry – no moving parts would be necessary.

“I’ve heard that the aliens use the same principle to operate their craft. Their physics seems to work in harness with their consciousness. The craft amplifies the power of their minds. Their craft won’t operate without the pilots. I’ve heard that’s why we can’t operate their craft – or, at any rate, we can’t operate them the way they do. We’re just not adept enough mentally and spiritually. So, there are two secrets to making the saucers work. One is the advanced engineering, and the other is the mental and spiritual ability. We may have duplicated some of the first, but we may be a long way from the second yet.”

Source:

http://projectcamelot.org/ralph_ring.html

Anonymous Scientist. (Compiled Jun. 14, 2021). Inventions suppressed by British Pilgrims Society global banking. Anonymous Patriots. Reproduced by permission.

First video is a 12 minute overview:

<https://youtu.be/2j3wBldVBHo>



Second Video (88 minutes)
more detail

Link:

<https://youtu.be/LpAaOvnq9Tc>

9:40 – 13:18: While working at government funded Advanced Kinetics, under Dr. Weinhart, this technician, Ralph Ring, kept finding solutions to government



research on magnetism properties. He was informed, ***“The government pays us to search for solutions, not to find them.”*** Dr. Weinhart gave Ralph Ring a bonus and proceeded to destroy all his discoveries and ordered him to not discuss his solutions with anyone else on site.

14:00 – 15:00: There is no earthly reason we can’t rotate tires from a vertical rotation and turn them to a horizontal rotation with magnets in these to elevate us from a Flintstone civilization to a Jetson civilization. Ralph’s concepts led him to meeting Otis Carr, a disciple of Tesla.

26:30 – 28:00: The bumblebee does not fly, it levitates. It is explained here how the levitation works. *(I wonder if it is the same with humming birds?)*

28:00 – 37:30: In the 1950s, after prototyping was complete on levitation with magnets, they contacted General Motors. This segment details GM’s realization of what they had before them. They exclaim it would put the working man out of business, end cars and end oil dependence. Levitation technology needed to be

Anonymous Scientist. (Compiled Jun. 14, 2021). Inventions suppressed by British Pilgrims Society global banking. Anonymous Patriots. Reproduced by permission.

stopped. GM's final words were essentially, "this is against all physics and if you fly it...we will have it shot down!"

37:45 – 52:30: Making a levitation trip on a 45 foot ship and the results of it.

53:00 – 55:20: FBI/CIA raids the site and threatens imprisonment for the charge of attempting to overthrow the monetary system of the United States. With guns drawn, they stole all their property and files without due process. All their constitutional rights were ignored. They were informed they could never assemble with each other in the future. They would always be monitored. If contact was ever made again, they not only risk their own lives but that of their families. The inventors could never speak of their levitation breakthroughs to anyone.

Reproduced by permission.

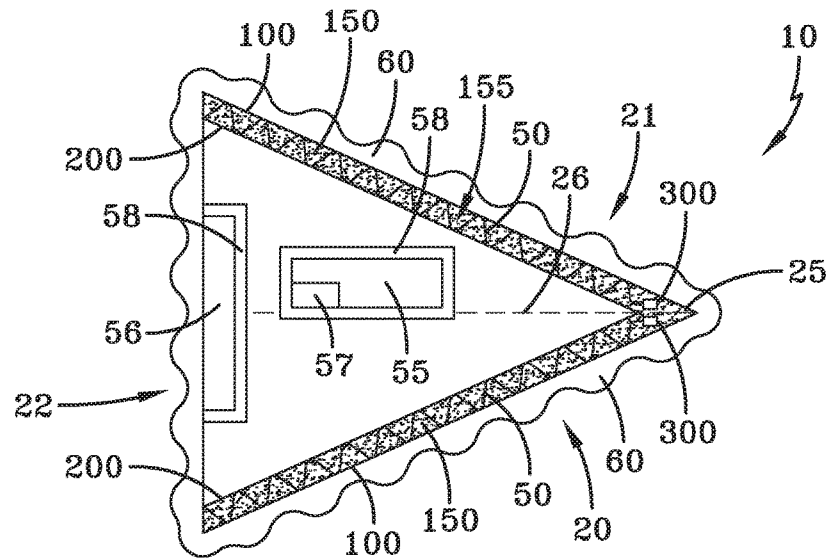


FIG-1

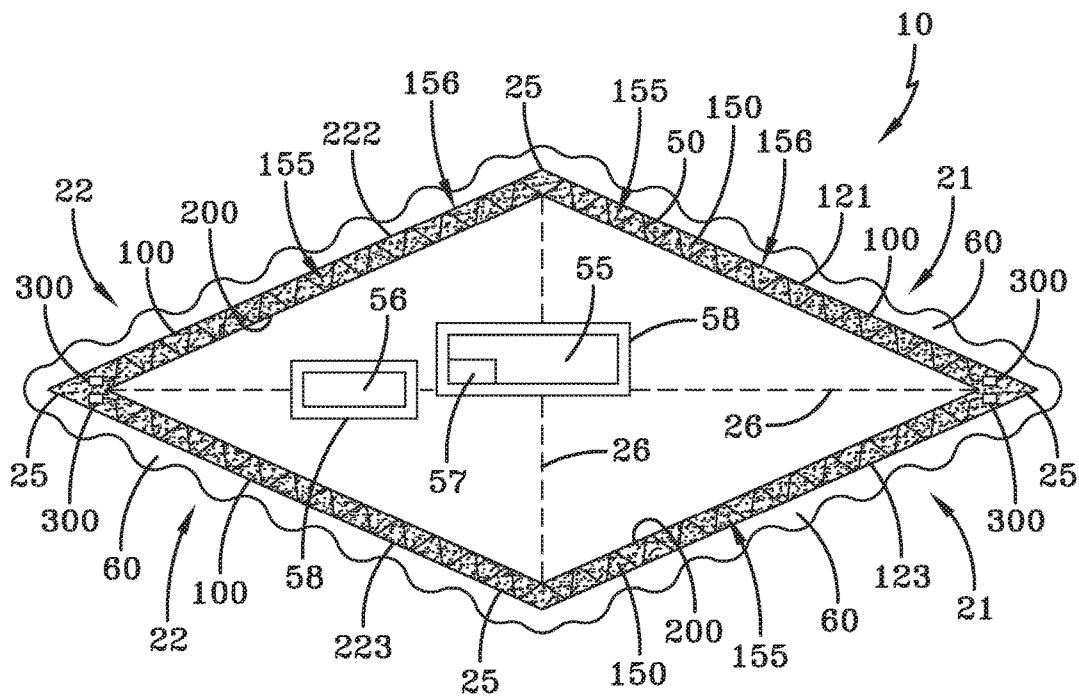


FIG-2

1

CRAFT USING AN INERTIAL MASS REDUCTION DEVICE

STATEMENT OF GOVERNMENT INTEREST

The invention described herein may be manufactured and used by or for the Government of the United States of America for governmental purposes without payment of any royalties thereon or therefor.

BACKGROUND

There are four known fundamental forces which control matter and, therefore, control energy. The four known forces are strong nuclear forces, weak nuclear forces, electromagnetic force, and gravitational force. In this hierarchy of forces, the electromagnetic force is perfectly positioned to be able to manipulate the other three. A stationary electric charge gives rise to an electric (electrostatic) field, while a moving charge generates both an electric and a magnetic field (hence the electromagnetic field). Additionally, an accelerating charge induces electromagnetic radiation in the form of transverse waves, namely light. Mathematically, as well as physically, electromagnetic field intensity can be represented as the product of electric field strength and magnetic field strength. Electromagnetic fields act as carriers for both energy and momentum, thus interacting with physical entities at the most fundamental level.

Artificially generated high energy electromagnetic fields, such as those generated with a high energy electromagnetic field generator (HEEMFG), interact strongly with the vacuum energy state. The vacuum energy state can be described as an aggregate/collective state, comprised of the superposition of all quantum fields' fluctuations permeating the entire fabric of spacetime. High energy interaction with the vacuum energy state can give rise to emergent physical phenomena, such as force and matter fields' unification. According to quantum field theory, this strong interaction between the fields is based on the mechanism of transfer of vibrational energy between the fields. The transfer of vibrational energy further induces local fluctuations in adjacent quantum fields which permeate spacetime (these fields may or may not be electromagnetic in nature). Matter, energy, and spacetime are all emergent constructs which arise out of the fundamental framework that is the vacuum energy state.

Everything that surrounds us, ourselves included, can be described as macroscopic collections of fluctuations, vibrations, and oscillations in quantum mechanical fields. Matter is confined energy, bound within fields, frozen in a quantum of time. Therefore, under certain conditions (such as the coupling of hyper-frequency axial spin with hyper-frequency vibrations of electrically charged systems) the rules and special effects of quantum field behavior also apply to macroscopic physical entities (macroscopic quantum phenomena).

Moreover, the coupling of hyper-frequency gyrational (axial rotation) and hyper-frequency vibrational electrodynamics is conducive to a possible physical breakthrough in the utilization of the macroscopic quantum fluctuations vacuum plasma field (quantum vacuum plasma) as an energy source (or sink), which is an induced physical phenomenon.

The quantum vacuum plasma (QVP) is the electric glue of our plasma universe. The Casimir Effect, the Lamb Shift, and Spontaneous Emission, are specific confirmations of the existence of QVP.

2

It is important to note that in region(s) where the electromagnetic fields are strongest, the more potent the interactions with the QVP, therefore, the higher the induced energy density of the QVP particles which spring into existence (the Dirac Sea of electrons and positrons). These QVP particles may augment the obtained energy levels of the HEEMFG system, in that energy flux amplification may be induced.

It is possible to reduce the inertial mass and hence the gravitational mass, of a system/object in motion, by an abrupt perturbation of the non-linear background of local spacetime (the local vacuum energy state), equivalent to an accelerated excursion far from thermodynamic equilibrium (analogous with symmetry-breaking induced by abrupt changes of state/phase transitions). The physical mechanism which drives this diminution in inertial mass is based on the negative pressure (hence repulsive gravity) exhibited by the polarized local vacuum energy state (local vacuum polarization being achieved by a coupling of accelerated high frequency vibration with accelerated high frequency axial rotation of an electrically charged system/object) in the close proximity of the system/object in question. In other words, inertial mass reduction can be achieved via manipulation of quantum field fluctuations in the local vacuum energy state, in the immediate proximity of the object/system. Therefore it is possible to reduce a craft's inertia, that is, its resistance to motion/acceleration by polarizing the vacuum in the close proximity of the moving craft.

Polarization of the local vacuum is analogous to manipulation/modification of the local space tie topological lattice energy density. As a result, extreme speeds can be achieved.

If we can engineer the structure of the local quantum vacuum state, we can engineer the fabric of our reality at the most fundamental level (thus affecting a physical system's inertial and gravitational properties). This realization would greatly advance the fields of aerospace propulsion and power generation.

The physical equation which describes the maximum intensity achieved by the high energy electromagnetic field generator (HEEMFG) system is described by the magnitude of the Poynting vector, which in non-relativistic for (accounting for all three modes of motion) can be written as:

$$S_{max} = f_G (\sigma^2 / \epsilon_0) [R_r \omega + R_v v + v_R] \quad (\text{Equation 1}),$$

where f_G is the HEEMFG system geometric shape factor (equal to 1 for a disc configuration), σ is the surface charge density (total electric charge divided by surface area of the HEEMFG system), ϵ_0 is the electrical permittivity of free space, R_r is the radius of rotation (disc radius), ω is the angular frequency of rotation in rad/s, R_v is the vibration (harmonic oscillation) amplitude, v is the angular frequency of vibration in Hertz, and the term v_R is the curvilinear translation speed (acquired via a propulsive unit of either chemical, nuclear or magneto-plasma-dynamic (VASIMR) type attached to the HEEMFG system—the integrated unit being the craft).

Therefore, if we consider only rotation, given a disc configuration, with $\sigma=50,000$ Coulombs/m², a disc (spinning/axially rotating) radius of 2 m and an angular speed of 30,000 RPM, an generate an electromagnetic (EM) field intensity (S_{max} is the rate of energy flow per unit area, or energy flux) value on the order of 10^{24} Watts/m² (this value does not account for any QVP interactions).

Furthermore, if we couple the high frequency of rotation with high vibration (harmonic oscillation) frequencies in the range of 10^9 to 10^{18} Hertz (and above) we can obtain S_{max} intensity values in the range 10^{24} to 10^{28} Watts/m² (and

beyond). These extremely high EM field intensity values emphasize the novelty of this concept, especially suited for the design of energy generation machinery with power output levels much higher than those currently achievable.

For the case of an accelerating angular frequency of vibration ($a_{max}=R_v v^2$), neglecting rotation and curvilinear translation, Equation 1 becomes (note intrinsic significance of acceleration):

$$S_{max}=f_G(G^2/\epsilon_0) [(R_v v^2) t_{op}] \quad (\text{Equation 2}),$$

where t_{op} is the operational time for which the charged electrical system is accelerating in its vibration.

Close inspection of Equation 2 results in an important realization, namely: strong local interaction with the high energetics of the quantum vacuum fields' fluctuations superposition (macroscopic vacuum energy state) is possible in a laboratory environment, by application of high frequency gyration (axial spin) and/or high frequency vibration of minimally charged objects (order of unity surface charge density), in an acceleration mode. In this manner, a high degree of local vacuum energy polarization can be achieved.

To illustrate this fact, considering a high end microwave frequency on the order of 10^{11} Hertz, a surface charge density on the order of 1 C/m^2 and an operational time on the order of the inverse of the vibrational amplitude, we obtain an energy flux value of 10^{33} W/m^2 . This exceptionally high power intensity induces a pair production avalanche, thereby ensuring complete polarization of the local vacuum state.

Local polarization of the vacuum in the close proximity of a craft equipped with an HEEMFG system would have the effect of cohering the highly energetic and random quantum vacuum fields' fluctuations, which virtually block the path of an accelerating craft, in such a manner that the resulting negative pressure of the polarized vacuum allows less labored motion through it (as noted by H. David Fröning).

Spontaneous electron-positron pair production out of the vacuum is a strong indicator of vacuum polarization being achieved. Julian Schwinger (Nobel prize winning physicist) gives a value of the electric field (E) on the order of 10^{18} V/m , for this phenomenon to take place. The mass production rate $(dm/dt)_{pp}$ of particle/anti-particle pairs can be expressed in terms of S_{max} (energy flux), namely:

$$2\gamma(dm/dt)_{pp}c^2=S_{max}A_S \quad (\text{Equation 3}),$$

where A_S is the surface area from which the energy flux emanates, c is the speed of light in free space, and γ is the relativistic stretch factor $[1-(v^2/c^2)]^{-1/2}$. Note that the pair production rate increases with increasing energy flux from the craft's generated electromagnetic field. Therefore, the level, to which the vacuum is polarized, thus allowing less labored motion through it, strictly depends on the artificially generated electromagnetic energy flux.

If we consider the boundary condition in the close proximity of the craft where the energy density of the artificially generated electromagnetic (EM) field equals the local energy density of the polarized vacuum (caused in part by the local zero-point vacuum fluctuations on the order of $10^{-15} \text{ Joules/cm}^3$ and in part by the artificial EM field interacting with the local vacuum energy state) we can write the approximate equivalence:

$$(S_{max}/c)=[(h^*v_v^4)/8\pi^2c^3] \quad (\text{Equation 4}),$$

where c is the speed of light in free space, (h^*) is Planck's constant divided by (2π) and (v_v) is the frequency of quantum fluctuations in the vacuum (modeled as harmonic oscillators). Furthermore, given that the left side of Equation 4 is on the order of $(\epsilon_0 E^2)$ where E is the artificially

generated electric field (strength), considering the Schwinger value of (E) for the onset of spontaneous pair production, we obtain a (v_v) value on the order of 10^{22} Hertz, which matches our expectations, since the Dirac virtual pair production, results in total annihilation, yielding gamma rays, which occupy the electromagnetic frequency spectrum of 10^{19} Hertz and above.

A recent paper, by the inventor, published in the International Journal of Space Science and Engineering (Pais, S. C., Vol. 3, No. 1, 2015) considers the conditional possibility of superluminal craft propulsion in a Special Relativity framework. It is observed that under certain physical conditions, the singularity expressed by the relativistic stretch factor 'gamma' as the craft's speed (v) approaches the speed of light (c), is no longer present in the physical picture. This involves the instantaneous removal of energy-mass from the system (craft) when the craft's speed reaches $(v=c/2)$. The author discusses the possibility of using exotic matter (negative mass/negative energy density) to bring about this effect. This may not have to be the only alternative. The artificial generation of gravity waves in the locality of the craft, can result in energy-mass removal (gravity waves are propagating fluctuations in gravitational fields, whose amplitude and frequency are a function of the motion of the masses involved).

Moreover, it is feasible to remove energy-mass from the system by enabling vacuum polarization, as discussed by Harold Puthoff; in that diminution of inertial (and thus gravitational) mass can be achieved via manipulation of quantum field fluctuations in the vacuum. In other words, it is possible to reduce a craft's inertia, that is, its resistance to motion/acceleration by polarizing the vacuum in the close proximity of the moving craft. As a result, extreme speeds can be achieved.

Vacuum energy state can be thought of as a chaotic system comprised of random, highly energetic fluctuations in the collective quantum fields which define it. Considering Ilya Prigogine's Nobel Prize work on far from equilibrium thermodynamics (the Prigogine effect), a chaotic system can self-organize if subjected to three conditions, namely: the system must be non-linear, it must experience an abrupt excursion far from thermodynamic equilibrium, and it must be subjected to an energy flux (order from chaos).

An artificially generated high energy/high frequency electromagnetic field (such as the fields an HEEMFG can produce) can fulfill all three conditions simultaneously (especially in an accelerated vibration/rotation mode), when strongly interacting with the local vacuum energy state. These interactions are induced by the coupling of hyper-frequency axial rotation (spin) and hyper-frequency vibration (harmonic oscillations/abrupt pulsations) of electrically charged systems (high energy electromagnetic field generators), placed on the outside of the craft in strategic locations.

In this manner, local vacuum polarization, namely the coherence of vacuum fluctuations within the immediate proximity of the craft's surface (outside vacuum boundary) is achieved, allowing for 'smooth sailing' through the negative pressure (repulsive gravity) of the 'void' (the void within the vacuum). It may be stated that the void 'sucks in' the craft.

It is of extreme importance that the craft has the ability to control the accelerated modes of vibration and spin of the electrically charged surfaces, in particular the rapid rates of change of accelerated-decelerated-accelerated vibration and/or accelerated-decelerated-accelerated gyration (axial spin) of the electrified surfaces. In this manner we can delay the onset of relaxation to thermodynamic equilibrium, thus

generating a physical mechanism which may induce anomalous effects (such as inertial or gravitational mass reduction). Furthermore, it is possible to enable the Gertsenshtein Effect, namely the production of high frequency gravitational waves by high frequency electromagnetic radiation, in this manner modifying the gravitational fields in close proximity to the craft, resulting in its propulsion.

For the mathematical formalism of inertial (and thus gravitational) mass reduction consider that in a published Physical Review Letter (December 1989), Hayasaka and Takeuchi report the anomalous weight reduction of gyroscopes for right rotations only. At the time, the authors could not elucidate the physics behind these anomalous results. Several null result experiments followed (a recent one as well) which declared the Hayasaka et al. results null and void, or at least questionable—however all these experiments were flawed in their ability to entirely duplicate the Hayasaka et al. experimental procedure and set-up (especially the high vacuum chamber the test section was mounted inside).

Closer attention to the non-zero intercept of the Hayasaka et al. expression relating the gyro's weight diminution with respect to its mass, its angular rotational frequency and its effective rotor radius, yields the possibility of a local quantum vacuum effect, namely a negative pressure (repulsive gravity) condition being present. This is due to the non-zero intercept being of the same order of magnitude with the Fokker-Planck electron-proton thermal equilibration rate (f_{ep}), given an approximate Hydrogen atom number density of 40 atoms/m³, commensurate with the local quantum vacuum state.

Consider the Hayasaka et al. expression for gyro-weight reduction, written in SI units as:

$$\Delta W_R(\omega) = -2 \times 10^{-10} M r_{eq} \omega \text{ kg m s}^{-2} \quad (\text{Equation 5}),$$

where ΔW_R is the reduction in weight, M is the mass of the rotor (in kg), ω is the angular frequency of rotation (in rad/s), and r_{eq} is the equivalent gyro-radius (in m).

From this relationship we see that the units of the non-zero intercept (2×10^{-10}) are (1/s). This non-zero intercept is endemic of the physics of gyro-rotational acceleration, in particular, the physical mechanism of abrupt excursion far from thermodynamic equilibrium.

We can further hypothesize that if the gyro-rotor was to vibrate uniformly (instead of rotating), and its vibration (harmonic oscillation) was to accelerate in frequency (thus inducing a state of abrupt departure far from thermodynamic equilibrium), it is possible that the resulting physics would be similar to that describing the rotational acceleration, thus we may write (using a simple dimensional analysis):

$$\Delta W_R(v) = -f_{ep} M A_v \nu \text{ kg m s}^{-2} \quad (\text{Equation 6}),$$

where f_{ep} is the Fokker-Planck electron-proton thermal equilibration rate, A_v is the vibration amplitude and ν is frequency of vibration (in 1/s).

SUMMARY

The present invention is directed to a craft using an inertial mass reduction device. The craft includes an inner resonant cavity wall, an outer resonant cavity, and microwave emitters. The outer resonant cavity wall and the inner resonant cavity wall form a resonant cavity. The microwave emitters create high frequency electromagnetic waves throughout the resonant cavity causing the outer resonant cavity wall to vibrate in an accelerated mode and create a local polarized vacuum outside the outer resonant cavity wall.

It is a feature of the present invention to provide a craft, using an inertial mass reduction device, that can travel at extreme speeds.

DRAWINGS

These and other features, aspects and advantages of the present invention will become better understood with reference to the following description and appended claims, and accompanying drawings wherein:

FIG. 1 is an embodiment of the craft using an inertial mass reduction device; and

FIG. 2 is another embodiment of the craft using an inertial mass reduction device.

DESCRIPTION

The preferred embodiments of the present invention are illustrated by way of example below and in FIGS. 1-2. As shown in FIG. 1, the craft 10 using an inertial mass reduction device comprises of an outer resonant cavity wall 100, an inner resonant cavity 200, and microwave emitters 300. The outer resonant cavity wall 100 and the inner resonant cavity wall 200 form a resonant cavity 150. The microwave emitters 300 create high frequency electromagnetic waves 50 throughout the resonant cavity 150 causing the outer resonant cavity wall 100 to vibrate in an accelerated mode and create a local polarized vacuum 60 outside the outer resonant cavity wall 100.

In the description of the present invention, the invention will be discussed in a space, sea, air, or terrestrial environment; however, this invention can be utilized for any type of application that requires use of an inertial mass reduction device or use of a craft.

In the preferred embodiment, the resonant cavity 150 is filled with a noble gas 155. The gas xenon may be used; however, any noble gas 155 or the equivalent can be utilized. The gas is used for the plasma phase transition aspect of symmetry-breaking for amplification of the Prigogine effect. In addition, the resonant cavity 150 may be an annular duct. As shown in FIG. 1, the resonant cavity 150 may also surround a crew compartment 55, a power plant system 56, a cargo bay 57, or any other type of compartment. The crew compartment 55, power plant system 56, cargo bay 57, and the like can be guarded in a Faraday-type cage 58, against all EM radiation effects.

The craft 10, particularly the outer resonant cavity wall 100, may be electrically charged. In addition, the inner resonant cavity wall 200 may be electrically insulated, in order for the inner resonant cavity wall 200 not to vibrate. The craft 10 includes a main body 20 with a leading portion 21 and a trailing portion 22. Additionally, the craft 10 may include a frustum 25 or cone on its leading portion 21 of its main body 20. In one of the embodiments, the frustum 25 is rotatable about its own axis 26 or has the ability to rotate.

The microwave emitter(s) 300 may be an electromagnetic field generator. The preferred electromagnetic generator is the one described in U.S. patent application Ser. No. 14/807,943, entitled "Electromagnetic Field Generator and Method to Generate an Electromagnetic Field," filed on Jul. 24, 2015. The application is herein incorporated by reference, and has the same inventor. However, the microwave emitters 300 may be any type of microwave emitter or radio frequency emitter that is practicable.

As shown in FIGS. 1 and 2, the craft 10 has a plurality of microwave emitters 300. The microwave emitters 300 are arranged within the resonant cavity 150, and may be anten-

nas (high radio frequency emitter sources) in the electromagnetic (EM) spectrum range of 300 Megahertz to 300 Gigahertz. The plurality of microwave emitters **300** are arranged within the resonant cavity **150** such that the required electrical charge is present through the resonant cavity **150** in order to cause the outer resonant cavity wall **100** to vibrate in an accelerated mode.

As described, in one of its embodiments, the craft **10** utilizes microwave-induced vibration within a resonant annular cavity (the resonant cavity **150**). The manner and effectiveness with which the microwave energy couples with the outer resonant cavity wall **100** is called the cavity Q-factor (the inner resonant cavity wall **200** is electrically insulated and does not vibrate). This parameter can be written as the (energy stored/energy lost) ratio and is in the range of 10^4 to 10^9 (and beyond), depending on whether ordinary metal (Aluminum or Copper at room temperature) or cryogenically cooled superconducting material (Yttrium Barium Copper Oxide or Niobium) is used for the outer resonant cavity wall **100** and outside mold line skin of the craft. One must realize that the high energy/high frequency electromagnetic field generator responsible for the inertial mass diminution effect would generate a repulsive EM energy field while in earth's atmosphere, thereby repelling air molecules in its path of ascent/flight. Consequently, once in orbital space, by local vacuum polarization (quantum field fluctuations' modification/coherence), a repulsive gravity effect (recall the negative pressure of the polarized vacuum) would permit swift movement of the craft **10** (which can be, but without limitation, a cone or lenticular triangle/delta wing configuration).

It is possible to envision a hybrid aerospace/undersea craft (HAUC), which due to the physical mechanisms enabled with the inertial mass reduction device, can function as a submersible craft capable of extreme underwater speeds (lack of water-skin friction) and enhanced stealth capabilities (non-linear scattering of RF and sonar signals). This hybrid craft would move with great ease through the air/space/water mediums, by being enclosed in a vacuum plasma bubble/sheath, due to the coupled effects of EM field-induced air/water particles repulsion and vacuum energy polarization.

As shown in FIG. 2, in another embodiment of the invention, the trailing portion **22** of the craft **10** is a mirror image of the leading portion **21**. This includes all working components internal to the craft. As shown in FIG. 2, the leading portion **21** includes a top leading edge portion **121** and a bottom leading edge portion **123**, while the trailing portion **22** includes top trailing edge portion **222** and a bottom trailing edge portion **223**. Both the trailing portions **22** and leading portions **21** include an outer resonant cavity wall **100** and an inner resonant cavity wall **200** forming a

resonant cavity **150**, such the resonant cavity **150** shrouds, envelopes, or encapsulates the craft **10**. The outer resonant cavity wall **100**, inner resonant cavity wall **200**, and resonant cavity **150** that completely surrounds the craft **10** can be referred to as a resonant cavity shroud **156**. The microwave emitters **300** create high frequency electromagnetic waves throughout the entire resonant cavity shroud **156** causing the outer resonant cavity wall **100** (or a portion of the outer resonant cavity wall **100**) to vibrate and create a local polarized vacuum **60** outside the outer resonant cavity wall **100**.

In operation, in the preferred embodiment, the craft **10** may be powered to move in different directions by causing different sections of the resonant cavity shroud **156** to vibrate. For instance, to move upwards the top portion **156** (top leading edge portion **121** and top trailing edge portion **222**) of the resonant cavity shroud **156** is vibrated, thereby, causing the polarized vacuum field **60** to move the craft upward.

When introducing elements of the present invention or the preferred embodiment(s) thereof, the articles "a," "an," "the," and "said" are intended to mean there are one or more of the elements. The terms "comprising," "including," and "having" are intended to be inclusive and mean that there may be additional elements other than the listed elements.

Although the present invention has been described in considerable detail with reference to certain preferred embodiments thereof, other embodiments are possible. Therefore, the spirit and scope of the appended claims should not be limited to the description of the preferred embodiment(s) contained herein.

What is claimed is:

1. A craft using an inertial mass reduction device comprising:
 - an inner resonant cavity wall;
 - an outer resonant cavity wall, the inner resonant cavity wall and the outer resonant cavity wall forming a resonant cavity; and,
 - microwave emitters such that the microwave emitters create high frequency electromagnetic waves throughout the resonant cavity causing the outer resonant cavity wall to vibrate in an accelerated mode and create a local polarized vacuum outside the outer resonant cavity wall.
2. The craft of claim 1, wherein the resonant cavity is filled with a noble gas.
3. The craft of claim 1, wherein the outer resonant cavity wall is electrically charged.
4. The craft of claim 1, wherein the resonant cavity is axially rotated in an accelerated mode.

* * * * *

Patent eBusiness

- [+ Electronic Filing](#)
- [+ Patent Application Information \(PAIR\)](#)
- [+ Patent Ownership](#)
- [+ Fees](#)
- [+ Supplemental Resources & Support](#)

Patent Information

- Patent Guidance and General Info
(<http://www.uspto.gov/patents/index.jsp>)
- [+ Codes, Rules & Manuals](#)
 - [+ Employee & Office Directories](#)
 - [+ Resources & Public Notices](#)

Patent Searches

- Patent Official Gazette
(http://www.uspto.gov/news/og/patent_official_gazette)
- [+ Search Patents & Applications](#)
 - [+ Search Biological Sequences](#)
 - [+ Copies, Products & Services](#)

Other

- Copyrights
(<http://www.uspto.gov/main/profiles/copyright.htm>)
- Trademarks
(<http://www.uspto.gov/trademarks/index>)
- Policy & Law
(<http://www.uspto.gov/main/policy.htm>)
- Reports
(<http://www.uspto.gov/main/checkstatus>)

Patent Application Information Retrieval

 Global  Order Certified Application As Filed Order Certified File Wrapper  View Order List
Dossier

15/141,270 **Craft Using an Inertial Mass Reduction Device** PAX 205 (/pair/PAIRPrintServlet)

| | | | | | | | | | |
|-----------------|------------------|---------------------|--------------------|-------------------------|------|---------------------|--------------------------|-------------|--------------------|
| Select New Case | Application Data | Transaction History | Image File Wrapper | Patent Term Adjustments | Fees | Published Documents | Address & Attorney/Agent | Assignments | Display References |
|-----------------|------------------|---------------------|--------------------|-------------------------|------|---------------------|--------------------------|-------------|--------------------|

Assignments Data

Patent Assignment Abstract of Title

Total Assignments: 1

Application #:15141270

Filing Dt:04/28/2016

Patent #:10144532

Issue Dt:12/04/2018

PCT #:NONE

Intl Reg #:

Publication #:US20170313446

Pub Dt:11/02/2017

Inventor:Salvatore Pais

Title:Craft Using an Inertial Mass Reduction Device

Assignment: 1

Reel/Frame:038412 / 0760

Received: 04/28/2016

Recorded: 04/28/2016

Mailed: 04/29/2016

Pages: 3

Conveyance:ASSIGNMENT OF ASSIGNORS INTEREST (SEE DOCUMENT FOR DETAILS).

Exec Dt:04/27/2016

Assignor:PAIS, SALVATORE

Assignee:DEPARTMENT OF THE NAVY

47076 LILJENCRA NTZ ROAD

OFFICE OF COUNSEL - BLDG 435

PATUXENT RIVER, MARYLAND 20670

Correspondent:DEPARTMENT OF THE NAVY (NAVAL AIR WARFARE)

47076 LILJENCRA NTZ ROAD, B 435

PATUXENT RIVER, MD 20670

Search Results as of: 06/15/2021 11:26:19 AM

Disclaimer:

Assignment information on the assignment database reflects assignment documents that have been actually recorded.

If the assignment for a patent was not recorded, the name of the assignee on the patent application publication or patent may be different.

If you have any comments or questions concerning the data displayed, contact OPR / Assignments at 571-272-3350

If you need help:

- Contact the Patent Electronic Business Center at (866) 217-9197 (toll free) or e-mail EBC@uspto.gov (<mailto:EBC@uspto.gov>) for specific questions about Patent Application Information Retrieval (PAIR).
- If you experience technical difficulties or problems with PAIR outside normal Patent Electronic Business Center hours (M-F, 6AM to 12AM ET), please call 1 800-786-9199.
- Send general questions about USPTO programs to the USPTO Contact Center (UCC) (<http://www.uspto.gov/web/menu/feedback.html>) .

(<http://www.uspto.gov/>)

BROWSE BY TOPIC

ABOUT THIS SITE

USPTO BACKGROUND

FEDERAL GOVERNMENT

Patent eBusiness

- [+ Electronic Filing](#)
- [+ Patent Application Information \(PAIR\)](#)
- [+ Patent Ownership](#)
- [+ Fees](#)
- [+ Supplemental Resources & Support](#)

Patent Information

Patent Guidance and General Info
(<http://www.uspto.gov/patents/index.jsp>)

- [+ Codes, Rules & Manuals](#)
- [+ Employee & Office Directories](#)
- [+ Resources & Public Notices](#)

Patent Searches

Patent Official Gazette
(<http://www.uspto.gov/news/og/patentog/index.jsp>)

- [+ Search Patents & Applications](#)
- [+ Search Biological Sequences](#)
- [+ Copies, Products & Services](#)

Other

Copyrights
(<http://www.uspto.gov/main/profiles/copyright.htm>)

Trademarks
(<http://www.uspto.gov/trademarks/index.jsp>)

Policy & Law
(<http://www.uspto.gov/main/policy.htm>)

Reports
(<http://www.uspto.gov/main/checkstatus.htm>)

Patent Application Information Retrieval

Global Order Certified Application As Filed Order Certified File Wrapper View Order List
Dossier

15/141,270 **Craft Using an Inertial Mass Reduction Device** **PAX 205** **(/pair/PAIRPrintServlet)**

| | | | | | | | | | |
|-----------------|------------------|---------------------|--------------------|-------------------------|------|---------------------|--------------------------|-------------|--------------------|
| Select New Case | Application Data | Transaction History | Image File Wrapper | Patent Term Adjustments | Fees | Published Documents | Address & Attorney/Agent | Assignments | Display References |
|-----------------|------------------|---------------------|--------------------|-------------------------|------|---------------------|--------------------------|-------------|--------------------|

This application is officially maintained in electronic form. To View: Click the desired Document Description. To Download and Print: Check the desired document(s) and click Start Download.

Available Documents

| Mail Room Date | Document Code | Document Description | Document Category | Page Count | |
|----------------|---------------|---|-------------------|------------|--------------------------|
| 11-14-2018 | ISSUE.NTF | Issue Notification | PROSECUTION | 1 | <input type="checkbox"/> |
| 10-31-2018 | NOA | Notice of Allowance and Fees Due (PTOL-85) | PROSECUTION | 7 | <input type="checkbox"/> |
| 10-31-2018 | SRFW | Search information including classification, databases and other search related notes | PROSECUTION | 1 | <input type="checkbox"/> |
| 10-31-2018 | IIFW | Issue Information including classification, examiner, name, claim, renumbering, etc. | PROSECUTION | 3 | <input type="checkbox"/> |
| 10-31-2018 | SRNT | Examiner's search strategy and results | PROSECUTION | 1 | <input type="checkbox"/> |
| 10-31-2018 | IFEE | Issue Fee Payment (PTO-85B) | PROSECUTION | 1 | <input type="checkbox"/> |
| 08-21-2018 | AP.B | Appeal Brief Filed | PROSECUTION | 40 | <input type="checkbox"/> |
| 08-21-2018 | N417 | EFS Acknowledgment Receipt | PROSECUTION | 2 | <input type="checkbox"/> |
| 08-21-2018 | TRAN.LET | Transmittal Letter | PROSECUTION | 3 | <input type="checkbox"/> |
| 08-20-2018 | AP.B | Appeal Brief Filed | PROSECUTION | 20 | <input type="checkbox"/> |
| 08-20-2018 | AF/D.132 | Affidavit-traversing rejectns or objectns rule 132 | PROSECUTION | 20 | <input type="checkbox"/> |
| 08-20-2018 | TRAN.LET | Transmittal Letter | PROSECUTION | 1 | <input type="checkbox"/> |
| 07-11-2018 | CTAV | Advisory Action (PTOL-303) | PROSECUTION | 3 | <input type="checkbox"/> |
| 07-11-2018 | IMIS | Miscellaneous Internal Document | PROSECUTION | 1 | <input type="checkbox"/> |
| 06-21-2018 | N/AP | Notice of Appeal Filed | PROSECUTION | 1 | <input type="checkbox"/> |
| 06-21-2018 | WFEE | Fee Worksheet (SB06) | PROSECUTION | 2 | <input type="checkbox"/> |
| 06-21-2018 | N417 | EFS Acknowledgment Receipt | PROSECUTION | 2 | <input type="checkbox"/> |
| 06-21-2018 | N/AP | Notice of Appeal Filed | PROSECUTION | 1 | <input type="checkbox"/> |
| 05-24-2018 | A.NE | Response After Final Action | PROSECUTION | | |

| | | | | | |
|------------|--------------|---|-------------|---|--------------------------|
| 05-24-2018 | CLM | Claims | PROSECUTION | 1 | <input type="checkbox"/> |
| 05-24-2018 | REM | Applicant Arguments/Remarks Made in an Amendment | PROSECUTION | 3 | <input type="checkbox"/> |
| 05-24-2018 | AF/D.132 | Affidavit-traversing rejectns or objectns rule 132 | PROSECUTION | 1 | <input type="checkbox"/> |
| 05-24-2018 | TRAN.LET | Transmittal Letter | PROSECUTION | 1 | <input type="checkbox"/> |
| 05-24-2018 | WFEE | Fee Worksheet (SB06) | PROSECUTION | 1 | <input type="checkbox"/> |
| 03-30-2018 | SRFW | Search information including classification, databases and other search related notes | PROSECUTION | 1 | <input type="checkbox"/> |
| 03-30-2018 | SRNT | Examiner's search strategy and results | PROSECUTION | 1 | <input type="checkbox"/> |
| 03-30-2018 | CTFR | Final Rejection | PROSECUTION | 9 | <input type="checkbox"/> |
| 01-23-2018 | A... | Amendment/Req. Reconsideration-After Non-Final Reject | PROSECUTION | 1 | <input type="checkbox"/> |
| 01-23-2018 | CLM | Claims | PROSECUTION | 1 | <input type="checkbox"/> |
| 01-23-2018 | REM | Applicant Arguments/Remarks Made in an Amendment | PROSECUTION | 6 | <input type="checkbox"/> |
| 01-23-2018 | REF.OTHER | Other Reference-Patent/App/Search documents | PROSECUTION | 7 | <input type="checkbox"/> |
| 01-23-2018 | REF.OTHER | Other Reference-Patent/App/Search documents | PROSECUTION | 5 | <input type="checkbox"/> |
| 01-23-2018 | REF.OTHER | Other Reference-Patent/App/Search documents | PROSECUTION | 7 | <input type="checkbox"/> |
| 01-23-2018 | REF.OTHER | Other Reference-Patent/App/Search documents | PROSECUTION | 7 | <input type="checkbox"/> |
| 01-23-2018 | REF.OTHER | Other Reference-Patent/App/Search documents | PROSECUTION | 8 | <input type="checkbox"/> |
| 01-23-2018 | REF.OTHER | Other Reference-Patent/App/Search documents | PROSECUTION | 2 | <input type="checkbox"/> |
| 01-23-2018 | N417 | EFS Acknowledgment Receipt | PROSECUTION | 2 | <input type="checkbox"/> |
| 01-23-2018 | WFEE | Fee Worksheet (SB06) | PROSECUTION | 1 | <input type="checkbox"/> |
| 01-22-2018 | INTV.SUM.APP | Applicant Initiated Interview Summary (PTOL-413) | PROSECUTION | 3 | <input type="checkbox"/> |
| 12-07-2017 | M865E | Electronic Request for Interview with Examiner | PROSECUTION | 1 | <input type="checkbox"/> |
| 11-28-2017 | BIB | Bibliographic Data Sheet | PROSECUTION | | |

| | | | | | |
|------------|--------------|---|-------------|----|--------------------------|
| 11-28-2017 | SRFW | Search information including classification, databases and other search related notes | PROSECUTION | 1 | <input type="checkbox"/> |
| 11-28-2017 | SRNT | Examiner's search strategy and results | PROSECUTION | 1 | <input type="checkbox"/> |
| 11-28-2017 | CTNF | Non-Final Rejection | PROSECUTION | 6 | <input type="checkbox"/> |
| 11-28-2017 | 1449 | List of References cited by applicant and considered by examiner | PROSECUTION | 4 | <input type="checkbox"/> |
| 11-02-2017 | NTC.PUB | Notice of Publication | PROSECUTION | 1 | <input type="checkbox"/> |
| 11-25-2016 | NTC.PUB.DATE | Notice of New or Revised Publication Date | PROSECUTION | 1 | <input type="checkbox"/> |
| 05-13-2016 | WFEE | Fee Worksheet (SB06) | PROSECUTION | 1 | <input type="checkbox"/> |
| 05-13-2016 | APP.FILE.REC | Filing Receipt | PROSECUTION | 3 | <input type="checkbox"/> |
| 04-28-2016 | PA.. | Power of Attorney | PROSECUTION | 2 | <input type="checkbox"/> |
| 04-28-2016 | OATH | Oath or Declaration filed | PROSECUTION | 1 | <input type="checkbox"/> |
| 04-28-2016 | IDS | Information Disclosure Statement (IDS) Form (SB08) | PROSECUTION | 4 | <input type="checkbox"/> |
| 04-28-2016 | NPL | Non Patent Literature | PROSECUTION | 8 | <input type="checkbox"/> |
| 04-28-2016 | NPL | Non Patent Literature | PROSECUTION | 4 | <input type="checkbox"/> |
| 04-28-2016 | NPL | Non Patent Literature | PROSECUTION | 17 | <input type="checkbox"/> |
| 04-28-2016 | NPL | Non Patent Literature | PROSECUTION | 24 | <input type="checkbox"/> |
| 04-28-2016 | NPL | Non Patent Literature | PROSECUTION | 4 | <input type="checkbox"/> |
| 04-28-2016 | NPL | Non Patent Literature | PROSECUTION | 6 | <input type="checkbox"/> |
| 04-28-2016 | WFEE | Fee Worksheet (SB06) | PROSECUTION | 2 | <input type="checkbox"/> |
| 04-28-2016 | N417 | EFS Acknowledgment Receipt | PROSECUTION | 4 | <input type="checkbox"/> |
| 04-28-2016 | ADS | Application Data Sheet | PROSECUTION | 6 | <input type="checkbox"/> |
| 04-28-2016 | SPEC | Specification | PROSECUTION | 16 | <input type="checkbox"/> |
| 04-28-2016 | CLM | Claims | PROSECUTION | 1 | <input type="checkbox"/> |
| 04-28-2016 | ABST | Abstract | PROSECUTION | 1 | <input type="checkbox"/> |
| 04-28-2016 | DRW | Drawings-only black and white line drawings | PROSECUTION | 1 | <input type="checkbox"/> |

If you need help:

- Contact the Patent Electronic Business Center at (866) 217-9197 (toll free) or e-mail EBC@uspto.gov (<mailto:EBC@uspto.gov>) for specific questions about Patent Application Information Retrieval (PAIR).
- If you experience technical difficulties or problems with PAIR outside normal Patent Electronic Business Center hours (M-F, 6AM to 12AM ET), please call 1 800-786-9199
- Send general questions about USPTO programs to the USPTO Contact Center (<http://www.uspto.gov/web/menu/feedback.html>) .

(<http://www.uspto.gov/>)

BROWSE BY TOPIC

ABOUT THIS SITE

USPTO BACKGROUND

FEDERAL GOVERNMENT

Patent eBusiness

Electronic Filing

Patent Application Information (PAIR)

Patent Ownership

Fees

Supplemental Resources & Support

Patent Information

Patent Guidance and General Info
(<http://www.uspto.gov/patents/index.jsp>)

Codes, Rules & Manuals

Employee & Office Directories

Resources & Public Notices

Patent Searches

Patent Official Gazette
(<http://www.uspto.gov/news/og/patent-og/index.jsp>)

Search Patents & Applications

Search Biological Sequences

Copies, Products & Services

Other

Copyrights
(<http://www.uspto.gov/main/profiles/copyright.html>)

Trademarks
(<http://www.uspto.gov/trademarks/index.jsp>)

Policy & Law
(<http://www.uspto.gov/main/policy.htm>)

Reports
(<http://www.uspto.gov/main/checkstatus.htm>)

Patent Application Information Retrieval

Global Dossier

Order Certified Application As Filed

Order Certified File Wrapper

View Order List

15/141,270

Craft Using an Inertial Mass Reduction Device

PAX 205

(</pair/PAIRPrintServlet>)

Select New Case

Application Data

Transaction History

Image File Wrapper

Patent Term Adjustments

Fees

Published Documents

Address & Attorney/Agent

Assignments

Display References

Correspondence Address

Name:

Department of the Navy

Address:

(Naval Air Warfare Center -Aircraft Division)
47076 Lijencreantz Road, B435
PATUXENT RIVER MD 20670

Customer Number:

21124

Attorney/Agent Information

| Reg. # | Name | Phone |
|--------|------------|--------------|
| 38161 | Glut, Mark | 301-757-0582 |

If you need help:

- Contact the Patent Electronic Business Center at (866) 217-9197 (toll free) or e-mail EBC@uspto.gov (<mailto:EBC@uspto.gov>) for specific questions about Patent Application Information Retrieval (PAIR).
- If you experience technical difficulties or problems with PAIR outside normal Patent Electronic Business Center hours (M-F, 6AM to 12AM ET), please call 1 800-786-9199.
- Send general questions about USPTO programs to the USPTO Contact Center (UCC) (<http://www.uspto.gov/web/menu/feedback.html>) .

(<http://www.uspto.gov/>)

BROWSE BY TOPIC

ABOUT THIS SITE

USPTO BACKGROUND

FEDERAL GOVERNMENT

Privacy - Terms

<https://portal.uspto.gov/pair/PublicPair>

1/1

MAY 24 2018

*Serial No.: 15/141,270***REMARKS**

Examiner rejected claims 1-4 "under 35 USC 112(a) or 35 USC 112 (pre-AIA), first paragraph, as failing to comply with the written description requirement." Examiner stated the "claims(s) contain subject matter which was not described in the specification in such a way as to enable one skilled in the art to which it pertains ... to make and/or use the invention." Examiner asserted that "it is seen that for a high energy electromagnetic field to polarize a quantum vacuum as claimed would take ... [and] ... these levels are not feasible with current technology." Examiner further stated that "this claiming of this microwave emitter is not enabled ..."

Examiner rejected claims 1-4 "under 35 USC 112(b) or 35 USC 112 (pre-AIA), second paragraph, as "being indefinite for failing to point out and distinctly claim the subject matter ... the applicant regards as the invention." Examiner asserts that "the amount of magnetic field and electricity required for this craft to 'work' are on the many orders of magnitude beyond what is created ...and therefore indefinite ..."

Applicant hereby requests further examination and reconsideration of the application, in view of the foregoing remarks.

Please find a declaration from Dr. James Sheehy, Chief Technology Officer of the Naval Air Systems Command (dated May 11, 2017), a person skilled in the art indicating that amount of magnetic field and electricity required can be created, and thus the invention can be enabled. Furthermore, enablement is shown in an IEEE paper (K.J. Coakley et al, "Estimation of Q-Factors and Resonant Frequencies" IEEE

RECEIVED
CENTRAL FAX CENTER

AUG 20 2018

DECLARATION UNDER 37 C.F.R. 1.132

IN THE UNITED STATES PATENT AND TRADEMARK OFFICE

| | | |
|-------------------------------------|---|--------------------------|
| In re Application of: Pais |) | |
| Serial No.: 15/141,270 |) | Group Art Unit: 3644 |
| Filed: 04/28/2016 |) | Examiner: Philip Bonzell |
| For: A Craft Using an Inertial Mass |) | |
| Reduction Device |) | Att. Docket No.: PAX 205 |
| |) | |

Commissioner of Patents and Trademarks
Washington, D.C. 20231

DECLARATION UNDER RULE 1.132

I, James Sheehy, declare and say as follows:

That I received a Doctor of Philosophy Degree (PhD) in physiological optics from the Pennsylvania State University, a Master's degree from the Rensselaer Polytechnic University in Human Factors Engineering (with research performed in energy efficient vehicles), and a Bachelor's degree from Kean University.


That I have served as a civilian employee of the United States Navy since 1985. During the course of my career at the Department of the Navy, I was a research and lab manager, and the Chief Scientist of the Naval Air Systems Command. I have directed all basic to advanced technology research while continuing to pursue research interests in perception, physiological optics, visual vestibular interactions, analog then digital sensors and displays for night vision / low light level devices, nonlinear materials and novel coatings for filters and lenses. As a result, I am well versed in the generation of electromagnetic fields and in physics in general (the subject matter of the above application).

That for the past eleven years I have been and am currently the Chief Technology Officer of the Naval Aviation Enterprise, and NAVAIR's Chief Scientist/CTO and technical authority, and spokesperson for all basic, applied, advanced research and transition. I was promoted to the Senior Executive Service in November 2001 and was awarded the Presidential Rank Award for sustained superior accomplishments in 2007.

That I am familiar with the above referenced patent application (and related amendment), as well as the development, usage and properties of the craft using an inertial mass reduction device. That as a result of my education and career, I am regarded as a subject matter expert and can be considered "a person of ordinary skill in the art" in the subject matter of the above patent application.

That the invention described in the above referenced patent application is enabled via the physics described in the patent application and the peer reviewed papers described in the Inventor Amendment dated January 23, 2018.

That I declare that all statements made herein of my own knowledge are true and that all statements made on information and belief are believed to be true; and further that these statements were made with the knowledge that willful false statements and the like so made are punishable by fine or imprisonment, or both, under 18 USC 1001.



James Sheehy

May 11, 2018

RECEIVED
CENTRAL FAX CENTER

MAY 24 2018

DECLARATION UNDER 37 C.F.R. 1.132

IN THE UNITED STATES PATENT AND TRADEMARK OFFICE

| | | |
|-------------------------------------|---|--------------------------|
| In re Application of: Pais |) | |
| Serial No.: 15/141,270 |) | Group Art Unit: 3644 |
| Filed: 04/28/2016 |) | Examiner: Philip Bonzell |
| For: A Craft Using an Inertial Mass |) | |
| Reduction Device |) | Att. Docket No.: PAX 205 |
| |) | |

Commissioner of Patents and Trademarks
Washington, D.C. 20231

DECLARATION UNDER RULE 1.132

I, James Sheehy, declare and say as follows:

That I received a Doctor of Philosophy Degree (PhD) in physiological optics from the Pennsylvania State University, a Master's degree from the Rensselaer Polytechnic University in Human Factors Engineering (with research performed in energy efficient vehicles), and a Bachelor's degree from Kean University.

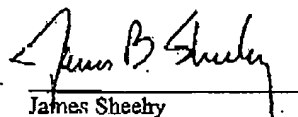
That I have served as a civilian employee of the United States Navy since 1985. During the course of my career at the Department of the Navy, I was a research and lab manager, and the Chief Scientist of the Naval Air Systems Command. I have directed all basic to advanced technology research while continuing to pursue research interests in perception, physiological optics, visual vestibular interactions, analog then digital sensors and displays for night vision / low light level devices, nonlinear materials and novel coatings for filters and lenses. As a result, I am well versed in the generation of electromagnetic fields and in physics in general (the subject matter of the above application).

That for the past eleven years I have been and am currently the Chief Technology Officer of the Naval Aviation Enterprise, and NAVAIR's Chief Scientist/CTO and technical authority, and spokesperson for all basic, applied, advanced research and transition. I was promoted to the Senior Executive Service in November 2001 and was awarded the Presidential Rank Award for sustained superior accomplishments in 2007.

That I am familiar with the above referenced patent application (and related amendment), as well as the development, usage and properties of the craft using an inertial mass reduction device. That as a result of my education and career, I am regarded as a subject matter expert and can be considered "a person of ordinary skill in the art" in the subject matter of the above patent application.

That the invention described in the above referenced patent application is enabled via the physics described in the patent application and the peer reviewed papers described in the Inventor Amendment dated January 23, 2018.

That I declare that all statements made herein of my own knowledge are true and that all statements made on information and belief are believed to be true; and further that these statements were made with the knowledge that willful false statements and the like so made are punishable by fine or imprisonment, or both, under 18 USC 1001.


James Sheehy

May 11, 2018

Under the Paperwork Reduction Act of 1995, no persons are required to respond to a collection of information unless it displays a valid OMB control number.

**DECLARATION (37 CFR 1.63) FOR UTILITY OR DESIGN APPLICATION USING AN
APPLICATION DATA SHEET (37 CFR 1.76)****Title of
Invention****A Craft Using an Inertial Mass Reduction Device**

As the below named inventor, I hereby declare that:

This declaration
is directed to:

The attached application, or

United States application or PCT international application number _____
filed on _____.

The above-identified application was made or authorized to be made by me.

I believe that I am the original inventor or an original joint inventor of a claimed invention in the application.

I hereby acknowledge that any willful false statement made in this declaration is punishable under 18 U.S.C. 1001
by fine or imprisonment of not more than five (5) years, or both.**WARNING:**

Petitioner/applicant is cautioned to avoid submitting personal information in documents filed in a patent application that may contribute to identity theft. Personal information such as social security numbers, bank account numbers, or credit card numbers (other than a check or credit card authorization form PTO-2038 submitted for payment purposes) is never required by the USPTO to support a petition or an application. If this type of personal information is included in documents submitted to the USPTO, petitioners/applicants should consider redacting such personal information from the documents before submitting them to the USPTO. Petitioner/applicant is advised that the record of a patent application is available to the public after publication of the application (unless a non-publication request in compliance with 37 CFR 1.213(a) is made in the application) or issuance of a patent. Furthermore, the record from an abandoned application may also be available to the public if the application is referenced in a published application or an issued patent (see 37 CFR 1.14). Checks and credit card authorization forms PTO-2038 submitted for payment purposes are not retained in the application file and therefore are not publicly available.

LEGAL NAME OF INVENTORInventor: Salvatore PaisDate (Optional): 04-27-2016

Signature: _____


Note: An application data sheet (PTO/SB/14 or equivalent), including naming the entire inventive entity, must accompany this form or must have been previously filed. Use an additional PTO/AIA/01 form for each additional inventor.

This collection of information is required by 35 U.S.C. 115 and 37 CFR 1.63. The information is required to obtain or retain a benefit by the public which is to file (and by the USPTO to process) an application. Confidentiality is governed by 35 U.S.C. 122 and 37 CFR 1.11 and 1.14. This collection is estimated to take 1 minute to complete, including gathering, preparing, and submitting the completed application form to the USPTO. Time will vary depending upon the individual case. Any comments on the amount of time you require to complete this form and/or suggestions for reducing this burden, should be sent to the Chief Information Officer, U.S. Patent and Trademark Office, U.S. Department of Commerce, P.O. Box 1450, Alexandria, VA 22313-1450. DO NOT SEND FEES OR COMPLETED FORMS TO THIS ADDRESS. SEND TO: Commissioner for Patents, P.O. Box 1450, Alexandria, VA 22313-1450.

If you need assistance in completing the form, call 1-800-PTO-9199 and select option 2.

TRANSMITTAL FOR POWER OF ATTORNEY TO ONE OR MORE REGISTERED PRACTITIONERS

NOTE: This form is to be submitted with the Power of Attorney by Applicant form (PTO/AIA/82B or equivalent) to identify the application to which the Power of Attorney is directed, in accordance with 37 CFR 1.5. If the Power of Attorney by Applicant form is not accompanied by this transmittal form or an equivalent, the Power of Attorney will not be recognized in the application.

| | | | |
|--|--|-----------|--------------|
| Application Number | | | |
| Filing Date | | | |
| First Named Inventor | Pais | | |
| Title | A Craft Using an Inertial Mass Reduction Device | | |
| Art Unit | | | |
| Examiner Name | | | |
| Attorney Docket Number | PAX 205 | | |
| SIGNATURE of Applicant or Patent Practitioner | | | |
| Signature |  | Date | 4/28/2016 |
| Name | Mark Glut | Telephone | 301-342-9565 |
| Registration Number | 38,161 | | |

NOTE: This form must be signed in accordance with 37 CFR 1.33. See 37 CFR 1.4(d) for signature requirements and certifications.

☒ *Total of 1 forms are submitted.

This collection of information is required by 37 CFR 1.31, 1.32 and 1.33. The information is required to obtain or retain a benefit by the public which is to file (and by the USPTO to process) an application. Confidentiality is governed by 35 U.S.C. 122 and 37 CFR 1.11 and 1.14. This collection is estimated to take 3 minutes to complete, including gathering, preparing, and submitting the completed application form to the USPTO. Time will vary depending upon the individual case. Any comments on the amount of time you require to complete this form and/or suggestions for reducing this burden, should be sent to the Chief Information Officer, U.S. Patent and Trademark Office, U.S. Department of Commerce, P.O. Box 1450, Alexandria, VA 22313-1450. DO NOT SEND FEES OR COMPLETED FORMS TO THIS ADDRESS. **SEND TO: Commissioner for Patents, P.O. Box 1450, Alexandria, VA 22313-1450.**


If you need assistance in completing the form, call 1-800-PTO-9199 and select option 2.

Examiner Bonzell Philip J

Employment Information

| | |
|-----------|--|
| Group: | Aeronautics, Agriculture, Fishing, Trapping, Vermin Destroying, Plant and Animal Husbandry, Weaponry, Nuclear Systems, and License and Review |
| Classes: | 052 – Static structures (e.g., buildings) 074 – Machine element or mechanism 136 – Batteries: thermoelectric and photoelectric 244 – Aeronautics and astronautics 297 – Chairs and seats 701 – Data processing: vehicles, navigation, and relative location |
| Art Unit: | 3642 |
| Title: | Pat Examnr Computer Science |
| Phone: | (571) 270-3663 |
| Email: | philip.bonzell@uspto.gov |
| Location: | Virginia |
| Degree: | Master's Degree |
| Service: | 14 years |
| Grade: | GS-14 |

Grant Rate and Difficulty Ranking

| | |
|--------------------------|--|
| 3-Year Grant rate: | 85% over 402 cases |
| Difficulty: ? | Very Easy |
| Difficulty Percentile: ? | 18th  |

With Examiner Bonzell, you have a 85% chance of getting an issued patent by 3 years after the first office action. Examiner Bonzell is a very easy examiner and in the 18th percentile across all examiners (with 100th percentile most difficult).

Grant Rate

Grant Rate Timeline

Below is the grant rate timeline for Examiner Bonzell, where the timeline is relative to the date of the first office action. The three-year grant rate is the percentage of applications granted at three years after the first office action.



Federal Employee Profile — Philip J. Bonzell

Philip J. Bonzell

Title: Patent Examiner. (Job titles are sourced from the OPM. Keep in mind that the OPM has a limited set of job classifications with which to describe a wide variety of employees, so in some cases a generic job classification will be used if a more specific one is not available.)

Agency: Patent and Trademark Office

In 2018, Philip J. Bonzell was a Patent Examiner at the Patent and Trademark Office in Newport News, Virginia. began working at the Patent and Trademark Office in 2007 with a starting salary of \$61,893. Since then, 's salary has increased to \$132,851 in 2018.

Philip J. Bonzell is a GS-14 under the general schedule payscale.

| Year | Occupation | Paygrade | Base Salary | Bonus | Location |
|------|------------------|----------|-------------|---------|------------------------|
| 2018 | Patent Examining | GS-14 | \$132,851 | \$3,214 | Newport News, Virginia |
| 2017 | Patent Examining | GS-14 | \$128,944 | \$2,247 | Newport News, Virginia |
| 2016 | Patent Examining | GS-14 | \$127,667 | \$3,463 | Chesapeake, Virginia |
| 2015 | Patent Examining | GS-14 | \$122,571 | \$3,023 | Chesapeake, Virginia |
| 2014 | Patent Examining | GS-14 | \$117,565 | \$2,021 | Chesapeake, Virginia |
| 2013 | Patent Examining | GS-14 | \$112,647 | \$4,399 | Chesapeake, Virginia |
| 2012 | Patent Examining | GS-13 | \$98,504 | \$2,516 | Alexandria, Virginia |
| 2011 | Patent Examining | GS-13 | \$95,326 | \$2,834 | Alexandria, Virginia |
| 2010 | Patent Examining | GS-12 | \$82,836 | \$1,515 | Alexandria, Virginia |
| 2009 | Patent Examining | GS-11 | \$75,751 | \$0 | Alexandria, Virginia |
| 2008 | Patent Examining | GS-09 | \$69,725 | \$0 | Alexandria, Virginia |
| 2007 | Patent Examining | GS-07 | \$61,893 | \$0 | Alexandria, Virginia |

FederalPay's Employee Information Policy

Federal employees' salaries are considered public information under 5 U.S.C. § 552, and in the interest of government transparency FederalPay publishes the salary information of all federal employees who earn more than \$100,000 per year, or who are in the highest paid 10% of their agency. This data is published unmodified, as provided by the OPM.

🔍 Run a people search on Philip J. Bonzell [🔗](#)

Search Patent and Trademark Office Employees



Employee Statistics

Philip J. Bonzell's 2018 pay is

↑ 9%

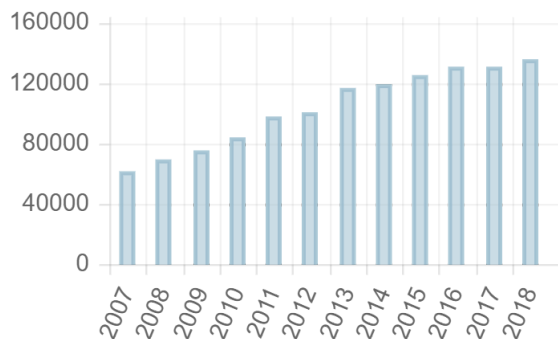
higher than the average Patent Examiner across all agencies.

Philip J. Bonzell's 2018 pay is

↑ 73%

higher than the average pay of a GS employee at the Patent and Trademark Office.

Philip J. Bonzell's pay trend during his or her government career in the Patent and Trademark Office:



Data Sources

The information provided on these pages is sourced from the Office of Personnel Management (OPM) [Enterprise Human Resources Integration \(EHRI\)](#) dataset. Postal Service data is managed exclusively by the USPS [USPS](#). All information is displayed unmodified and as provided by the source agency.

Federal employee salaries are public information under open government laws (5 U.S.C. § 552). FederalPay provides this data in the interest of government transparency — employee data may not be used for commercial soliciting or vending of any kind. Learn more about the FederalPay Employees Dataset [here](#).

**** This Document Provided By www.FederalPay.org - The Civil Employee's Resource ****
Source: www.federalpay.org/employees/patent-and-trademark-office/bonzell-philip-j

Comparison with Art Unit 3642

Examiner Bonzell's grant rate is higher than that of Art Unit 3642 and higher than that of the USPTO.



Interview Benefit

Grant Rate without Interview

Examiner Bonzell has granted 252 of 303 cases without any applicant-requested interviews for a grant rate of 83%.



Grant Rate with Interview

Examiner Bonzell has granted 89 of 99 cases with at least one applicant-requested interview for a grant rate of 90%.




Interview Benefit

With Examiner Bonzell, conducting an interview increases your chance of getting a patent granted by 8%.



Recent Dispositions



| Number | Title | OA Rejections | Status | Patent-Plex  |
|----------|---|--|-----------|---|
| 15513886 | Rotorcraft Including Auxiliary Propulsor Positioned To Ingest Boundary Layer Flow | Rejection information available with a Premium Stats subscription. See our pricing. | Patented | View |
| 15709649 | Translatable Scoop For Auxiliary Power Units Air Intake | | Patented | View |
| 17095961 | Cessna Tail-Cone Reinforcement Angle Splice, Installation Kit, And Method For Installation Thereof | | Patented | View |
| 15278636 | Tandem Rigid Rotor System And Method | | Patented | View |
| 15709235 | Aircraft Self-Rescue System | | Patented | View |
| 15712618 | Aircraft Fuselage Apparatus Having Embedded Structural Batteries | | Patented | View |
| 15791833 | Aircraft Component Comprising A Chiral Lattice | | Abandoned | View |
| 15523244 | Multi-Rotor Aerial Vehicle | | Patented | View |
| 15853045 | Wing And Propeller Design For Aircraft | | Abandoned | View |
| 15420465 | Anti-Icing System And Aircraft | | Patented | View |
| 15710622 | Rotorcraft Engine Inlet Configuration To Optimize Performance In Both Hover And High Speed Flight | | Patented | View |
| 15926678 | Space Optimized Cabin Arrangement For A Vehicle As Well As A Passenger Cabin Having A Plurality Of Seats And Such A Cabin Arrangement | | Patented | View |
| 15710446 | Unmanned Aerial Vehicle-Mounted Apparatus | | Patented | View |
| 15411228 | Nacelle For An Aircraft Aft Fan | | Abandoned | View |
| 15710645 | Hybrid Aircraft | | Abandoned | View |
| 16930542 | Cessna Tail-Cone Reinforcement Angle Splice, Installation Kit, And Method For Installation Thereof | | Patented | View |
| 15770254 | Flying Object | | Patented | View |
| 16129210 | System For Producing Remote Sensing Data From Near Earth Orbit | | Patented | View |
| 15463283 | Skin Panel With An Energy-Storing Layer For An Aircraft Or Spacecraft And Method For Manufacturing An Energy-Storing Layer For A Skin Panel | | Patented | View |
| 15786465 | Rocket Engine Systems With An Independently Regulated Cooling System | | Patented | View |