

# Rep. Nancy Pelosi - California District 12

## Contributors 2019 - 2020

SELECT A CYCLE

2020

[ \*.csv spreadsheet of this donor table is attached to this PDF. ]

SELECT A PROFILE

- Campaign Committee Only
- Leadership PAC Profile Only
- Campaign Committee & Leadership PAC Combined



*Figure 1: Nancy Pelosi (CA 12<sup>th</sup>) Ripped Up Donald Trump's State of the Union Speech and Spurned Handshake in her Historic Speech-Ripping, Feb. 04, 2020. Photo: Vogue Magazine. Reproduced for educational purposes only. Fair Use relied upon.*










# Rep. Nancy Pelosi - California District 12

## Contributors 2019 – 2020

### Top 100 contributors to Campaign Committee & Leadership PAC Combined

[Download .csv file](#)

Top:

Rank	Contributor	Total	Individuals	PACs
1	University of California	\$127,946	\$127,946	\$0
2	Walt Disney Co 	\$69,896	\$69,896	\$0
3	Alphabet Inc 	\$62,687	\$37,687	\$25,000
4	Microsoft Corp	\$55,161	\$47,661	\$7,500
5	Kaiser Permanente	\$53,019	\$53,019	\$0
6	Comcast Corp 	\$44,113	\$29,113	\$15,000
7	Stanford University 	\$41,134	\$41,134	\$0
8	Amazon.com	\$39,156	\$24,156	\$15,000
9	Boeing Co 	\$34,427	\$14,427	\$20,000
10	Facebook Inc	\$34,352	\$29,352	\$5,000
11	Kleiner, Perkins et al 	\$31,805	\$31,805	\$0
12	Wells Fargo 	\$31,504	\$26,504	\$5,000
13	US Government	\$31,033	\$31,033	\$0
14	Blue Cross/Blue Shield	\$30,798	\$17,298	\$13,500
15	State of California	\$30,472	\$30,472	\$0
16	Democratic Congressional Campaign Cmte	\$30,363	\$19,083	\$11,280
17	Subject Matter	\$29,625	\$29,625	\$0
18	Apple Inc	\$29,254	\$29,254	\$0
19	Deloitte LLP	\$28,915	\$8,915	\$20,000
20	Northrop Grumman 	\$28,267	\$8,267	\$20,000
21	AT&T Inc	\$28,181	\$25,681	\$2,500
22	Delta Air Lines 	\$27,862	\$7,862	\$20,000
23	National Education Assn	\$27,687	\$2,687	\$25,000

# Rep. Nancy Pelosi - California District 12

## Contributors 2019 – 2020

Rank	Contributor	Total	Individuals	PACs
24	City of New York, NY	\$27,038	\$27,038	\$0
25	CVS Health 	\$25,858	\$5,858	\$20,000
26	US Dept of Veterans Affairs	\$25,577	\$25,577	\$0
27	US Postal Service	\$25,182	\$25,182	\$0
28	Berkshire Hathaway	\$25,039	\$7,539	\$17,500
29	Verizon Communications	\$24,673	\$9,673	\$15,000
30	New York Life Insurance	\$24,337	\$4,337	\$20,000
31	Columbia University	\$24,034	\$24,034	\$0
32	General Motors	\$23,624	\$3,624	\$20,000
33	Beach Point Capital Management	\$23,400	\$23,400	\$0
34	MetLife Inc	\$22,582	\$2,582	\$20,000
35	International Brotherhood of Electrical Workers	\$22,522	\$2,522	\$20,000
36	Intersystems Corp	\$22,117	\$22,117	\$0
37	AFLAC Inc	\$22,115	\$2,115	\$20,000
38	Discovery Inc	\$22,078	\$22,078	\$0
39	Visa Inc	\$22,064	\$2,064	\$20,000
40	USAA	\$22,022	\$2,022	\$20,000
41	City University of New York	\$21,966	\$21,966	\$0
42	Honeywell International	\$21,904	\$1,904	\$20,000
43	Raytheon Technologies	\$21,890	\$6,890	\$15,000
44	Walmart Inc	\$21,579	\$21,579	\$0
45	Los Angeles Unified School District	\$21,409	\$21,409	\$0
46	National Assn of Realtors	\$21,388	\$1,388	\$20,000
47	Wonderful Co	\$21,292	\$21,292	\$0
48	345 Park Avenue LP	\$21,200	\$21,200	\$0
48	Bad Robot Productions	\$21,200	\$21,200	\$0
48	Berkshire Group	\$21,200	\$21,200	\$0
48	Certain Software Inc	\$21,200	\$21,200	\$0
48	Chernin Group	\$21,200	\$21,200	\$0
48	Clinton Reilly Holdings	\$21,200	\$21,200	\$0
48	Florida Crystals	\$21,200	\$21,200	\$0


# Rep. Nancy Pelosi - California District 12

## Contributors 2019 – 2020

Rank	Contributor	Total	Individuals	PACs
48	Gelman, Rosenberg & Freedman	\$21,200	\$21,200	\$0
48	Grosvenor Capital Management	\$21,200	\$21,200	\$0
48	Sv Angel LLC	\$21,200	\$21,200	\$0
58	Service Employees International Union	\$20,828	\$828	\$20,000
59	National Rural Electric Cooperative Assn	\$20,754	\$754	\$20,000
60	Accretive LLC	\$20,725	\$20,725	\$0
61	Operating Engineers Union	\$20,707	\$707	\$20,000
62	United Food & Commercial Workers Union	\$20,648	\$648	\$20,000
63	American Dental Assn	\$20,598	\$598	\$20,000
64	Credit Union National Assn	\$20,595	\$595	\$20,000
65	American Federation of Teachers	\$20,567	\$567	\$20,000
66	Air Line Pilots Assn	\$20,463	\$463	\$20,000
67	Mortgage Bankers Assn	\$20,365	\$365	\$20,000
68	Teamsters Union	\$20,325	\$325	\$20,000
69	American Federation of State/Cnty/Munic Employees	\$20,319	\$319	\$20,000
70	American Federation of Government Employees	\$20,201	\$201	\$20,000
71	Akin, Gump et al	\$20,160	\$10,160	\$10,000
71	Capital Group Companies	\$20,160	\$160	\$20,000
73	Carpenters & Joiners Union	\$20,135	\$135	\$20,000
74	Foley & Lardner	\$20,117	\$17,617	\$2,500
75	National Assn of Letter Carriers	\$20,102	\$102	\$20,000
76	International Assn of Fire Fighters	\$20,070	\$70	\$20,000
77	American Assn for Justice	\$20,050	\$50	\$20,000
78	American College of Cardiology	\$20,035	\$35	\$20,000
79	American Academy of Dermatology Assn	\$20,010	\$10	\$20,000
80	American Crystal Sugar	\$20,006	\$6	\$20,000
81	American College of Emergency Physicians	\$20,000	\$0	\$20,000
81	American Society of Anesthesiologists	\$20,000	\$0	\$20,000
81	Independent Community Bankers of America	\$20,000	\$0	\$20,000
81	National Air Traffic Controllers Assn	\$20,000	\$0	\$20,000
81	National Assn of Broadcasters	\$20,000	\$0	\$20,000

# Rep. Nancy Pelosi - California District 12

## Contributors 2019 – 2020

Rank	Contributor	Total	Individuals	PACs
81	National Assn of Home Builders	\$20,000	\$0	\$20,000
81	National Assn of Real Estate Investment Trusts	\$20,000	\$0	\$20,000
81	National Beer Wholesalers Assn	\$20,000	\$0	\$20,000
81	National Multifamily Housing Council	\$20,000	\$0	\$20,000
81	Transport Workers Union	\$20,000	\$0	\$20,000
91	Hilton Worldwide	\$19,147	\$4,147	\$15,000
92	National Amusements Inc	\$19,129	\$11,629	\$7,500
93	Brownstein, Hyatt et al	\$19,117	\$10,117	\$9,000
94	Warburg Pincus 	\$19,000	\$19,000	\$0
95	US Dept of Defense	\$18,701	\$18,701	\$0
96	Goldman Sachs	\$18,337	\$3,337	\$15,000
97	American Hospital Assn	\$18,246	\$3,246	\$15,000
98	Freepoint Commodities	\$18,100	\$18,100	\$0
99	California State University	\$18,058	\$18,058	\$0
100	US Dept of Health & Human Services	\$17,847	\$17,847	\$0
		\$2,568,969		

\*registrants, or active lobbying firm

These tables list the top donors to candidates in the 2019 - 2020 election cycle. **The organizations themselves did not donate, rather the money came from the organizations' PACs, their individual members or employees or owners, and those individuals' immediate families.** Organization totals include subsidiaries and affiliates.

**Why (and How) We Use Donors' Employer/Occupation Information**

### METHODOLOGY

NOTE: All the numbers on this page are for the 2019 - 2020 election cycle and based on Federal Election Commission data released electronically on December 26, 2020. **("Help! The numbers don't add up...")**

Feel free to distribute or cite this material, but please credit the Center for Responsive Politics. For permission to reprint for commercial uses, such as textbooks, contact the Center: [info@crp.org](mailto:info@crp.org)

Reproduced for educational purposes only. Fair Use relied upon.