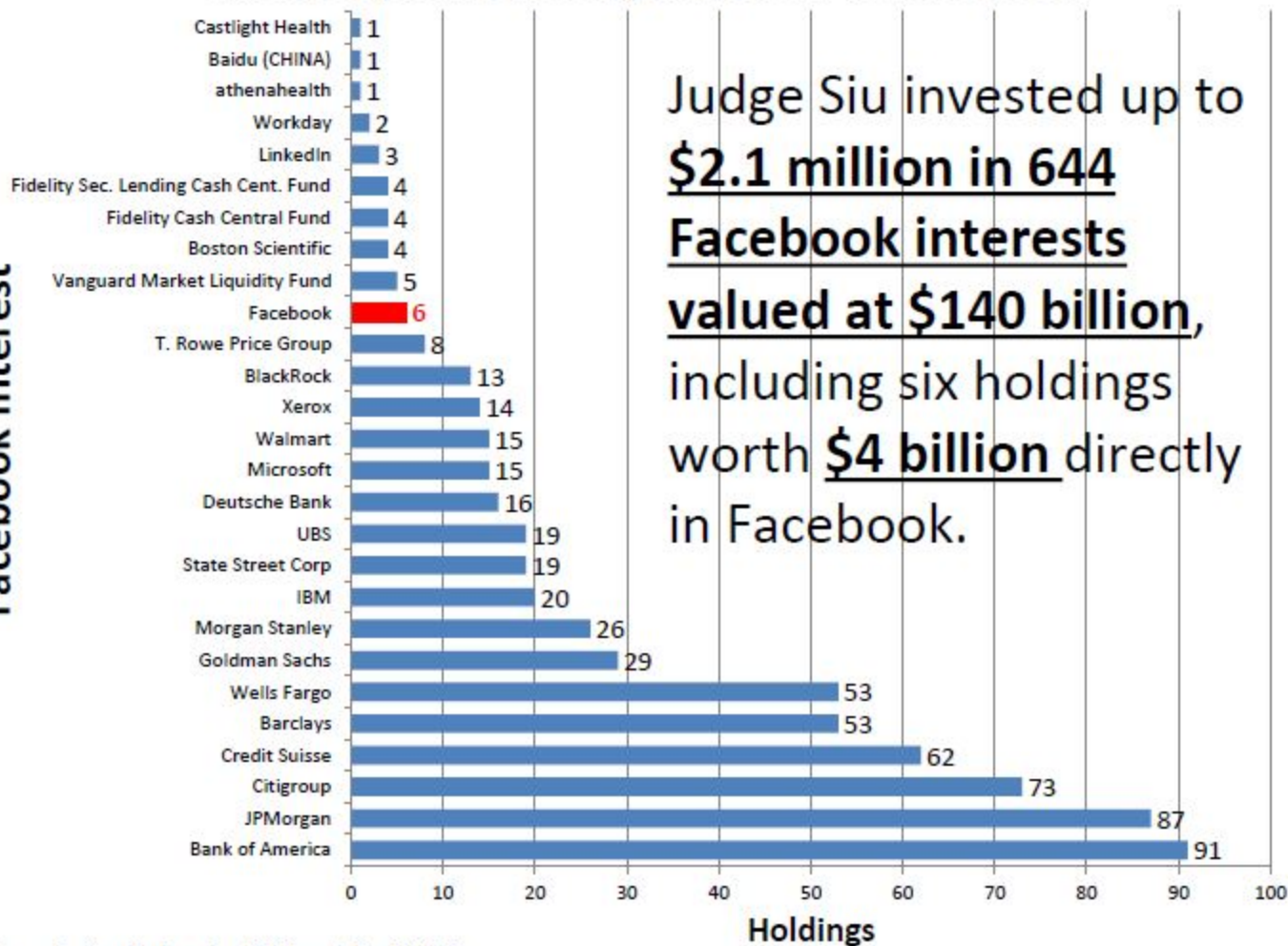


No. of holdings	Company:	Relationship to Facebook:	Value:
91	Bank of America	Underwriter / Investor	\$ 14,962,716,238
87	JPMorgan	Underwriter / Investor	17,175,739,021
73	Citigroup	Underwriter / Investor	11,500,852,012
62	Credit Suisse	Underwriter / Investor	6,701,361,525
53	Barclays	Underwriter / Investor	8,775,557,238
53	Wells Fargo	Underwriter / Investor	17,206,968,161
29	Goldman Sachs	Underwriter / Investor	1,511,947,451
26	Morgan Stanley	Underwriter / Investor	1,560,384,060
20	IBM	Tech Collab. / Eclipse Foundation Leader code theft	9,652,961,749
19	State Street Corp	Underwriter / Investor	1,516,492,542
19	UBS	Underwriter / Investor	2,823,045,627
16	Deutsche Bank	Underwriter / Investor	1,208,972,223
15	Microsoft	Tech Collab. / Investor	14,134,449,671
15	Walmart	Director (James W. Breyer) / advertiser	6,187,614,990
14	Xerox	Tech Collab. / Eclipse Foundation Leader code theft	254,246,764
13	BlackRock	Underwriter / Investor	11,091,680,007
8	T. Rowe Price Group	Underwriter / Investor	1,349,512,804
6	Facebook		\$ 3,989,303,883
5	Vanguard Market Liquidity Fund	Underwriter / Investor	5,527,186,000
4	Boston Scientific	Leader Technologies 102(b) subject	172,453,064
4	Fidelity Cash Central Fund	Underwriter / Investor	754,190,364
4	Fidelity Sec. Lending Cash Cent. Fund	Underwriter / Investor	733,802,375
3	LinkedIn	Board Member; Counsel (Cooley Godward LLP)	881,113,488
2	Workday	Underwriter creation with social tech	162,331,995
1	athenahealth	Underwriter (Goldman, BoA)	65,000,000
1	Baidu (CHINA)	Counsel (Fenwick & West LLP)	474,248
1	Castlight Health	Underwriter (Goldman, Morgan, Fenwick & West LLP)	4,327,000
644	TOTAL HOLDINGS IN CONFLICT		\$ 139,904,684,500

Patent Judge Stephen C. Siu financial conflicts of interest (undisclosed) in *Leader v. Facebook*


Facebook Interest



Stephen C. Siu holdings in 644 undisclosed Facebook interests in *Leader Technologies, Inc. v. Facebook, Inc.*

**Stephen C. Siu,
Financial Disclosure,
2013, Ethics in Gov't**

Stephen C. Siu,
Financial Disclosure,
2013, Ethics in Gov't


						Portfolio Stocks / Bonds (SEC Edgar)																																	
						Symbol	Disclosure Ref.	Investment (\$, up to)	Exhibit No. (cbb)	JPMorgan	Goldman Sachs	Morgan Stanley	Credit Suisse	Bank of America	Wells Fargo	State Street Corp	BlackRock	Deutsche Bank	Barclays	UBS	Fidelity Cash Central Fund	Fidelity Sec. Lending Cash Cent. Fund	T. Rowe Price Group	Vanguard Market Liquidity Fund	Citigroup	Facebook	IBM	Microsoft	Boston Scientific	Xerox	LinkedIn	Workday	Walmart	Baidu (CHINA)	athenahealth	Castlight Health	Sub		
1	Fidelity Export & Multinational Fund, FESPX	FESPX	2-1	\$100,000	Exh. A	4				11	7	5					9		1	1			6		1	1											46		
2	Fidelity Low Price Stock Fund, FLPSX	FLPSX	2-2	\$100,000	Exh. B	3	1			11	8	5					9		1	1			6														45		
3	Fidelity Strategic Divident & Income Fund, FSDIX	FSDIX	2-3	\$100,000	Exh. C	18	3	1		11	9	8					11		1	1			9														72		
4	Vanguard Wellington Fund, VWELX	VWELX	2-4	\$100,000	Exh. D	13			1	5	15	11	1	1	1	4	6						17		8	2		1									86		
5	Vanguard Strategic Equity Fund, VSEQX	VSEQX	2-5	\$100,000	Exh. E						2						2					1		1	1	1	1	1		1							10		
6	Vanguard Total Stock Market Index, VTSMX	VTSMX	2-6	\$50,000	Exh. F	1					3			1				2				1	1	1	1	1	1	1	1			2					15		
7	Vanguard Dividend Growth Fund, VGIDX	VGIDX	3-1	\$50,000	Exh. G				1					1		1									1	1			1			1					7		
8	Vanguard Total Bond Market Index Fund, VBMFX	VBMFX	3-2	\$15,000	Exh. H	2	1				5							1				1															10		
9	T. Rowe Price Capital Appreciation, PRWCX	PRWCX	3-3	\$250,000	Exh. I	2	1			1	1					3	4				2		1		1			1									17		
10	T. Rowe Price Dividend Growth, PRDGX	PRDGX	3-4	\$100,000	Exh. J	1			1	1		1				2	1				1				1	1			1			1					12		
11	T. Rowe Price Health Services, PRHSX	PRHSX	3-5	\$50,000	Exh. K					1						2					1				1				1					1	1		8		
12	T. Rowe Price Small-Cap Value, PRSVX	PRSVX	3-6	\$100,000	Exh. L					1						2					1				1				1								6		
13	Fidelity Contrafund, FCNTX	FCNTX	3-8	\$250,000	Exh. M	4		1	11	9	5					9		1	1				7	1						1							50		
14	Oakmark International Fund I, OAKIX	OAKIX	3-9	\$50,000	Exh. N	1				1																											2		
15	Yacktman Fund, YACKX	YACKX	4-1	\$15,000	Exh. O	2	1				2	1	1			1							1				1					1					11		
16	PowerShares Buyback Achievers ETF PKW	PKW	4-2	\$50,000	Exh. P									1																							1		
17	SPDR S&P 500 ETF THRK	THRK	4-4	\$50,000	Exh. Q	1	1	1						3	1						1			1	1	2	1	1	1	1							15		
18	Vanguard Total Stock Market ETF	VTI	4-5	\$50,000	Exh. R	1					3	1						2				1	1	1	1		1	1	1			2					15		
19	Oakmark I Fund, OAKMZ	OAKMZ	4-6	\$50,000	Exh. S	2	1			1	1	1	1								1			1			1										10		
20	Harbor Capital Appreciation Inv, HCAIX	HCAIX	4-8	\$50,000	Exh. T	1		1				1	3								1			1					1	1							10		
21	American Beacon Lg Cap Value Inv, AAGPX	AAGPX	4-9	\$50,000	Exh. U	2	1	1		1	1	3	1			1							1		1						1						13		
22	Managers PIMCO Bond, MBDFX	MBDFX	5-1	\$50,000	Exh. V	7	1	1	2	6	2			1	3	1							7														31		
23	Harbor International Fund, HAINX	HAINX	5-2	\$50,000	Exh. W							1					1																				2		
24	iShares Barclay	AGG	5-3	\$50,000	Exh. X	19	17	17	4	13	9	3	2	3	2	1							14				1	2	3			6	1				117		
25	Vanguard Bnd Index ETF (BLV)	BLV	5-4	\$15,000	Exh. Y	2	1			5								2				1															11		
26	iShares MSCI ETF (EFA)	EFA	5-5	\$50,000	Exh. Z				1					2	1	1	1										1										7		
27	iShares Russell 2000 IWM	IWM	5-6	\$50,000	Exh. AA								4																								4		
28	SPDR S&P 500 ETF	SPY	5-7	\$100,000	Exh. AB	1				1	1	1	1										1		1	1	1	1			1							11	
																																					0		
Click here for Full Exh. Package:						\$2,095,000	Full	87	29	26	62	91	53	19	13	16	53	19	4	4	8	5	73	6	20	15	4	14	3	2	15	1	1	1			644		
Relationship to Facebook (Fidelity, Vanguard, T. Rowe among largest mutual fund investors in Facebook pre-IPO shares)								Underwriter / Investor		Underwriter / Investor		Underwriter / Investor		Underwriter / Investor		Underwriter / Investor		Underwriter / Investor		Underwriter / Investor		Underwriter / Investor		Underwriter / Investor		Underwriter / Investor		Underwriter / Investor		Underwriter / Investor		Underwriter / Investor		Underwriter / Investor		Underwriter / Investor		Underwriter (Goldman, Morgan, Fenwick & West LLP)	
Summary of Stephen C. Siu Holdings in Facebook interests:						Relationship to Facebook & Investment:																	Litigation history:																
						91	Bank of America	Underwriter / Investor	\$	14,962,716,238		<div>1. Petition for Writ of Certiorari, Leader Techs v. Facebook, No. 12-617 (U.S. Supreme Court, 2013)</div> <div>2. Leader Techs, Inc. v. Facebook, Inc., 678 F.3d 1300 (Fed. Cir. 2012)</div> <div>3. Leader Techs, Inc. v. Facebook, Inc., 770 F. Supp. 2d 686 (D. Del. 2011); 08-cv-862 (D. Del. 2008)</div> <div>4. U.S. Pat. Off. Appeal 2012-009270, Reexamination Control 95/001,261</div>																											
						77	JPMorgan	Underwriter / Investor																															
						83	Citigroup	Underwriter / Investor																															
						62	Credit Suisse	Underwriter / Investor																															
						53	Barclays	Underwriter / Investor																															
						53	Wells Fargo	Underwriter / Investor																															
						29	Goldman Sachs	Underwriter / Investor																															
						26	Morgan Stanley	Underwriter / Investor																															
						20	IBM	Tech Collab. / Eclipse Foundation Leader code theft																															
						19	State Street Corp	Underwriter / Investor																															
19	UBS	Underwriter / Investor																																					
16	Deutsche Bank	Underwriter / Investor																																					
15	Microsoft	Tech Collab. / Investor																																					
15	Walmart	Director (James W. Breyer) / advertiser																																					
14	Xerox	Tech Collab. / Eclipse Foundation Leader code theft																																					
13	BlackRock	Underwriter / Investor																																					
8	T. Rowe Price Group	Underwriter / Investor																																					
6	Facebook		\$	3,989,303,883		<div>1. Petition for Writ of Certiorari, Leader Techs v. Facebook, No. 12-617 (U.S. Supreme Court, 2013)</div> <div>2. Leader Techs, Inc. v. Facebook, Inc., 678 F.3d 1300 (Fed. Cir. 2012)</div> <div>3. Leader Techs, Inc. v. Facebook, Inc., 770 F. Supp. 2d 686 (D. Del. 2011); 08-cv-862 (D. Del. 2008)</div> <div>4. U.S. Pat. Off. Appeal 2012-009270, Reexamination Control 95/001,261</div>																																	
5	Vanguard Market Liquidity Fund	Underwriter / Investor																																					
4	Boston Scientific	Leader Technologies 102(b) subject																																					
4	Fidelity Cash Central Fund	Underwriter / Investor																																					
4	Fidelity Sec. Lending Cash Cent. Fund	Underwriter / Investor																																					
3	LinkedIn	Board Member; Counsel (Cooley Godward LLP)																																					
2	Workday	Underwriter creation with social tech																																					
1	athenahealth	Underwriter (Goldman, BoA)																																					
1	Baidu (CHINA)	Counsel (Fenwick & West LLP)																																					
1	Castlight Health	Underwriter (Goldman, Morgan, Fenwick & West LL																																					
644 TOTAL HOLDINGS IN CONFLICT						\$	139,904,684,500																																

See Exhibits A thru AB following for portfolio details from SEC Edgar.

Best
printed
in
Ledger
size or
larger.

Chief Patent Judge Stephen C. Siu
U.S. Patent Office
Photo: LinkedIn

Stephen C. Siu holdings in 644 undisclosed Facebook interests in Leader Technologies, Inc. v. Facebook, Inc.

Stephen C. Siu, Financial Disclosure, 2013, Ethics in Gov't					Portfolio Stocks / Bonds (SEC Edgar)											
	Symbol	Disclosure Ref.	Investment (\$, up to)	EXHIBIT NO. (click)	JPMorgan	Goldman Sachs	Morgan Stanley	Credit Suisse	Bank of America	Wells Fargo	State Street Corp	BlackRock	Deutsche Bank	Barclays	UBS	Fidelity Cust
1	SPDR S&P 500 ETF	FESPX	5-7	Exh. A	\$1,880,583,771				\$1,432,923,538	\$1,930,043,399	\$185,502,684	\$327,486,463				
2	iShares Russell 2000 IWM	IFLPX	5-6	Exh. B								4,861,353,315				
3	iShares MSCI ETF (EFA)	FSDIX	5-5	Exh. C				168,924,872				453,310,535	194,082,421	254,087,851	257,147,302	
4	Vanguard Bnd Index ETF (BLV)	VWELX	5-4	Exh. D	177,589,000	32,078,000			79,483,000							
5	iShares Barclay	VSEQX	5-3	Exh. E	94,400,583	145,063,530	83,878,046	28,882,239	93,342,467	50,700,348	2,892,919	4,468,193,092	28,559,484	12,035,872	9,344,539	
6	Harbor International Fund, HAINX	VTSMX	5-2	Exh. F							263,006,000				747,789,000	
7	Managers PIMCO Bond, MBDFX	VGIDX	5-1	Exh. G	19,468,681	2,204,387	4,966	1,516,414	21,765,272	2,994,443			3,392,393	218,241,400	300,786	
8	American Beacon Lg Cap Value Inv, AAGPX	VBMFX	4-9	Exh. H	814,502,000	21,262,000	23,495,000		234,518,000	273,497,000	10,350,000	10,000,000				
9	Harbor Capital Appreciation Inv, HCAIX	PRWCX	4-8	Exh. I		327,550,000	215,806,000				372,257,000					
10	Oakmark I Fund, OAKMZ	PRDGX	4-6	Exh. J	345,778,000	319,412,000			542,190,000	274,392,000	322,412,000					
11	Vanguard Total Stock Market ETF	PRHSX	4-5	Exh. K	3,286,885,000				2,651,509,000	3,575,620,000					350,000,000	
12	SPDR S&P 500 ETF TRHX	PRSVX	4-4	Exh. L	6,132,324	2,085,465	1,399,048				50,999,038	4,180,602				
13	PowerShares Buyback Achievers ETF PKW	FCNTX	4-2	Exh. M							49,338,301					
14	Yacktman Fund, YACKX	OAKIX	4-1	Exh. N	1,390,304,919	62,041,000			80,335,925	95,340,000	83,664,600		2,485,925			
15	Oakmark International Fund I, OAKIX	YACKX	3-9	Exh. O	1,999,899,000			1,577,062,000								
16	Fidelity Contrafund, FCNTX	PKW	3-8	Exh. P	946,327,000		269,074,000	1,562,000,000	2,356,838,312	3,734,793,872				2,720,798,609		675,471,000
17	T. Rowe Price Small-Cap Value, PRSVX	TRHX	3-6	Exh. Q				59,511,000					305,000,000			
18	T. Rowe Price Health Services, PRHSX	VTI	3-5	Exh. R				59,511,000					305,000,000			
19	T. Rowe Price Dividend Growth, PRDGX	OAKMZ	3-4	Exh. S	65,053,000		16,548,000	59,511,000		65,744,000			305,000,000	21,134,000		
20	T. Rowe Price Capital Appreciation, PRWCX	HCAIX	3-3	Exh. T	214,886,000	3,525,000		60,443,000	85,661,000				3,250,000			
21	Vanguard Total Bond Market Index Fund, VBMFX	AAGPX	3-2	Exh. U	177,589,000	32,078,000			247,983,000						350,000,000	
22	Vanguard Dividend Growth Fund, VGIDX	MBDFX	3-1	Exh. V			256,000,000			340,978,000		325,314,000				
23	Vanguard Total Stock Market Index, VTSMX	HAINX	2-6	Exh. W	3,286,885,000				2,651,509,000	3,575,620,000					350,000,000	
24	Vanguard Strategic Equity Fund, VSEQX	AGG	2-5	Exh. X					75,000,000						350,000,000	
25	Vanguard Wellington Fund, VWELX	BLV	2-4	Exh. Y	1,347,496,000	483,817,000	694,179,000		866,401,000	2,171,521,000	176,070,000	641,842,000	62,202,000	103,373,000	408,464,000	
26	Fidelity Strategic Divident & Income Fund, FSDIX	EFA	2-3	Exh. Z	418,681,526	20,326,569		1,562,000,000	1,771,694,412	365,898,062				2,725,087,897		78,719,364
27	Fidelity Low Price Stock Fund, FLPSX	IWM	2-2	Exh. AA	353,024,217	60,504,500				364,017,165				2,720,798,609		
28	Fidelity Export & Multinational Fund, FESPX	SPY	2-1	Exh. AB	350,254,000			1,562,000,000	1,771,562,312	385,808,872						
Click here for Full Exh. Package:			\$2,095,000	Full	\$17,175,739,021	\$1,511,947,451	\$1,560,384,060	\$6,701,361,525	\$14,962,716,238	\$17,206,968,161	\$1,516,492,542	\$11,091,680,007	\$1,208,972,223	\$8,775,557,238	\$2,823,045,627	\$754,190,364
Relationship to Facebook (Fidelity, Vanguard, T. Rowe among largest mutual fund investors in Facebook pre-IPO shares)						Underwriter / Investor	Underwriter / Investor	Underwriter / Investor	Underwriter / Investor	Underwriter / Investor	Underwriter / Investor	Underwriter / Investor	Underwriter / Investor	Underwriter / Investor	Underwriter / Investor	Underwriter / Investor
Summary of Stephen C. Siu Holdings in Facebook interests:																
						\$14,962,716,238	Bank of America	Underwriter / Investor	Relationship to Facebook & Investment:							
						\$17,175,739,021	JPMorgan	Underwriter / Investor								
						\$11,500,893,003	Citigroup	Underwriter / Investor								
						\$6,701,361,525	Credit Suisse	Underwriter / Investor								
						\$8,775,557,238	Barclays	Underwriter / Investor								
						\$17,206,968,161	Wells Fargo	Underwriter / Investor								
						\$1,511,947,451	Goldman Sachs	Underwriter / Investor								
						\$1,560,384,060	Morgan Stanley	Underwriter / Investor								
						\$9,652,861,749	IBM	Tech Collab. / Eclipse Foundation Leader Code Theft								
						\$1,516,492,542	State Street Corp	Underwriter / Investor								
						\$2,823,045,627	UBS	Underwriter / Investor								
						\$1,208,972,223	Deutsche Bank	Underwriter / Investor								
						\$4,134,446,671	Microsoft	Tech Collab. / Investor								
						\$6,107,614,090	Walmart	Director (Bergel) / advertiser								
						\$254,346,764	Xerox	Tech Collab. / Eclipse Fndtn. Theft								
						\$11,091,680,007	BlackRock	Underwriter / Investor								
						\$1,349,512,804	T. Rowe Price Group	Underwriter / Investor								
						\$3,400,308,889	Facebook	Underwriter / Investor								
						\$5,527,186,000	Vanguard Market Liquidity Fund	Underwriter / Investor								
						\$172,453,064	Boston Scientific	Leader Technologies 102(b) subject								
						\$754,190,364	Fidelity Cash Central Fund	Underwriter / Investor								
						\$719,802,275	Fidelity Securities Lending Cash Central Fund	Underwriter / Investor								
						\$681,113,488	LinkedIn	Board Member, Counsel (Cooley Godward LLP)								
						\$162,331,995	Worldpay	Underwriter creation with social tech								
						\$65,000,000	athenshealth	Underwriter (Goldman Sachs)								
						\$414,524	Baidu (CHINA)	Counsel (Fennick & West LLP)								
						\$4,327,000	Castlight Health	Underwriter (Goldman, Morgan, Fennick & West LLP)								
						\$139,904,684,500						TOTAL HOLDINGS IN CONFLICT				



Chief Patent Judge Stephen C. Siu
U.S. Patent Office
Photo: [LinkedIn](#)

Data Source: U.S. Securities & Exchange Commission, EDGAR (all judicially recognizable, notoriously public information). *Kramer v. Time Warner Inc.*, 937 F. 2d 767 - Court of Appeals, 2nd Circuit 1991.

Appendix A

Stephen C. Siu, Executive Branch Personnel Public
Financial Disclosure Report, 2013, OGE FORM 278,
submitted Apr. 2, 2014, also available online at:

<http://www.fbcoverup.com/docs/siu/Siu-Stephen-C-financial-disclosure-submitted-Apr-02-2014.pdf>

Executive Branch Personnel PUBLIC FINANCIAL DISCLOSURE REPORT

Form Approved:
OMB No. 3209 - 0001

Date of Appointment, Candidacy, Election, or Nomination (Month, Day, Year) 10/1/2007	Reporting Status (Check Appropriate Boxes) <input checked="" type="checkbox"/> Incumbent <input type="checkbox"/> New Entrant, Nominee, or Candidate	Calendar Year Covered by Report <input type="checkbox"/>	Termination Filer <input type="checkbox"/>	Termination Date (If Applicable) (Month, Day, Year) <input type="checkbox"/>	Fee for Late Filing Any individual who is required to file this report and does so more than 30 days after the date the report is required to be filed, or, if an extension is granted, more than 30 days after the last day of the filing extension period, shall be subject to a \$200 fee. Reporting Periods Incumbents: The reporting period is the preceding calendar year except Part II of Schedule C and Part I of Schedule D where you must also include the filing year up to the date you file. Part II of Schedule D is not applicable. Termination Filers: The reporting period begins at the end of the period covered by your previous filing and ends at the date of termination. Part II of Schedule D is not applicable. Nominees, New Entrants and Candidates for President and Vice President: Schedule A --The reporting period for income (BLOCK C) is the preceding calendar year and the current calendar year up to the date of filing. Value assets as of any date you choose that is within 31 days of the date of filing. Schedule B --Not applicable. Schedule C, Part I (Liabilities) --The reporting period is the preceding calendar year and the current calendar year up to any date you choose that is within 31 days of the date of filing. Schedule C, Part II (Agreements or Arrangements) --Show any agreements or arrangements as of the date of filing. Schedule D --The reporting period is the preceding two calendar years and the current calendar year up to the date of filing.
Reporting Individual's Name	Last Name Siu	First Name and Middle Initial Stephen C			
Position for Which Filing	Title of Position Administrative Patent Judge	Department or Agency (If Applicable) Patent & Trademark Office			
Location of Present Office (or forwarding address)	Address (Number, Street, City, State, and ZIP Code) 600 Dulany St, Alexandria, VA 22314		Telephone No. (Include Area Code) 571-272-3835		
Position(s) Held with the Federal Government During the Preceding 12 Months (If Not Same as Above)	Title of Position(s) and Date(s) Held 				
Presidential Nominees Subject to Senate Confirmation	Name of Congressional Committee Considering Nomination 	Do You Intend to Create a Qualified Diversified Trust? <input type="checkbox"/> Yes <input type="checkbox"/> No			
Certification	Signature of Reporting Individual [Signature]		Date (Month, Day, Year) 4/2/14		
I CERTIFY that the statements I have made on this form and all attached schedules are true, complete and correct to the best of my knowledge.	Signature of Other Reviewer 		Date (Month, Day, Year) 		
Other Review (If desired by agency)	Signature of Designated Agency Ethics Official/Reviewing Official Kathleen Stephern		Date (Month, Day, Year) 6-13-14		
Agency Ethics Official's Opinion	Signature 		Date (Month, Day, Year) 		
On the basis of information contained in this report, I conclude that the filer is in compliance with applicable laws and regulations (subject to any comments in the box below).					
Office of Government Ethics Use Only					
Comments of Reviewing Officials (If additional space is required, use the reverse side of this sheet)					
(Check box if filing extension granted & indicate number of days _____) <input type="checkbox"/>					
(Check box if comments are continued on the reverse side) <input type="checkbox"/>					
Agency Use Only					
MAY - 5 2014					
OGE Use Only					

Supersedes Prior Editions.

[illegible]

Reporting Individual's Name		SCHEDULE A continued (Use only if needed)												Page Number																			
Stephen Siu														3																			
Assets and Income		Valuation of Assets at close of reporting period												Income: type and amount. If "None (or less than \$201)" is checked, no other entry is needed in Block C for that item.																			
BLOCK A		BLOCK B												BLOCK C																			
														<div> <div>Type</div> <div>Amount</div> </div>												<div> <div>Date (Mo., Day, Yr.)</div> <div>Only if Honoraria</div> </div>							
		None (or less than \$1,001)	\$1,001 - \$15,000	\$15,001 - \$50,000	\$50,001 - \$100,000	\$100,001 - \$250,000	\$250,001 - \$500,000	\$500,001 - \$1,000,000	Over \$1,000,000*	\$1,000,001 - \$5,000,000	\$5,000,001 - \$25,000,000	\$25,000,001 - \$50,000,000	Over \$50,000,000	Excepted Investment Fund	Excepted Trust	Qualified Trust	Dividends	Rent and Royalties	Interest	Capital Gains	None (or less than \$201)	\$201 - \$1,000	\$1,001 - \$2,500	\$2,501 - \$5,000	\$5,001 - \$15,000	\$15,001 - \$50,000	\$50,001 - \$100,000	\$100,001 - \$1,000,000	Over \$1,000,000*	\$1,000,001 - \$5,000,000	Over \$5,000,000	Other Income (Specify Type & Actual Amount)	
1	Vanguard Dividend Growth Fund		X														X				X												
2	Vanguard Total Bond MKT Index	X																		X													
3	TRP Capital Appreciation				X												X					X											
4	TRP Dividend Growth			X													X				X												
5	TRP Health Sciences		X														X				X												
6	TRP Small Cap Value			X																X													
7	Mathews Azimut Growth & Income		X																	X													
8	Fidelity Contrafund				X									X																			
9	Datamark International			X										X																			

* This category applies only if the asset/income is solely that of the filer's spouse or dependent children. If the asset/income is either that of the filer or jointly held by the filer with the spouse or dependent children, mark the other higher categories of value, as appropriate.

Reporting Individual's Name Stephen Siu	SCHEDULE A continued (Use only if needed)	Page Number 4
--	---	------------------

Assets and Income		Valuation of Assets at close of reporting period												Income: type and amount. If "None (or less than \$201)" is checked, no other entry is needed in Block C for that item.																			
BLOCK A		BLOCK B												BLOCK C																			
		None (or less than \$1,001)	\$1,001 - \$15,000	\$15,001 - \$50,000	\$50,001 - \$100,000	\$100,001 - \$250,000	\$250,001 - \$500,000	\$500,001 - \$1,000,000	Over \$1,000,000*	\$1,000,001 - \$5,000,000	\$5,000,001 - \$25,000,000	\$25,000,001 - \$50,000,000	Over \$50,000,000	Excepted Investment Fund	Excepted Trust	Qualified Trust	Type				Amount								Other Income (Specify Type & Actual Amount)	Date (Mo., Day, Yr.) Only if Honoraria			
																	Dividends	Rent and Royalties	Interest	Capital Gains	None (or less than \$201)	\$201 - \$1,000	\$1,001 - \$2,500	\$2,501 - \$5,000	\$5,001 - \$15,000	\$15,001 - \$50,000	\$50,001 - \$100,000	\$100,001 - \$1,000,000			Over \$1,000,000*	\$1,000,001 - \$5,000,000	Over \$5,000,000
1	Yachtman Fund		X											X							X												
2	Powershares Buyback Achievers ETF (PKW)			X																	X												
3	WisdomTree Midcap ETF (EZM)			X																	X												
4	SPDR Russell 3000 ETF (THRK)			X																	X												
5	Vanguard Total Stock Mkt ETF (VTI)			X																	X												
6	Oakmark I Fund			X													X					X											
7	Royce Pennsylvania Mutual Invmt (PENNX)			X													X					X											
8	Harbor Capital Appreciation Inv (HCAIX)			X													X					X											
9	American Beacon Lg Cap Value Inv (AAGPX)			X													X					X											

* This category applies only if the asset/income is solely that of the filer's spouse or dependent children. If the asset/income is either that of the filer or jointly held by the filer with the spouse or dependent children, mark the other higher categories of value, as appropriate.

Reporting Individual's Name	SCHEDULE A continued	Page Number
Stephen Siu	(Use only if needed)	5

Assets and Income		Valuation of Assets at close of reporting period																																																																																																																																																																																																																																																																																																																																																																																																																																																																																																	
-------------------	--	---	--	--	--	--	--	--	--	--	--	--	--	--	--	--	--	--	--	--	--	--	--	--	--	--	--	--	--	--	--	--	--	--	--	--	--	--	--	--	--	--	--	--	--	--	--	--	--	--	--	--	--	--	--	--	--	--	--	--	--	--	--	--	--	--	--	--	--	--	--	--	--	--	--	--	--	--	--	--	--	--	--	--	--	--	--	--	--	--	--	--	--	--	--	--	--	--	--	--	--	--	--	--	--	--	--	--	--	--	--	--	--	--	--	--	--	--	--	--	--	--	--	--	--	--	--	--	--	--	--	--	--	--	--	--	--	--	--	--	--	--	--	--	--	--	--	--	--	--	--	--	--	--	--	--	--	--	--	--	--	--	--	--	--	--	--	--	--	--	--	--	--	--	--	--	--	--	--	--	--	--	--	--	--	--	--	--	--	--	--	--	--	--	--	--	--	--	--	--	--	--	--	--	--	--	--	--	--	--	--	--	--	--	--	--	--	--	--	--	--	--	--	--	--	--	--	--	--	--	--	--	--	--	--	--	--	--	--	--	--	--	--	--	--	--	--	--	--	--	--	--	--	--	--	--	--	--	--	--	--	--	--	--	--	--	--	--	--	--	--	--	--	--	--	--	--	--	--	--	--	--	--	--	--	--	--	--	--	--	--	--	--	--	--	--	--	--	--	--	--	--	--	--	--	--	--	--	--	--	--	--	--	--	--	--	--	--	--	--	--	--	--	--	--	--	--	--	--	--	--	--	--	--	--	--	--	--	--	--	--	--	--	--	--	--	--	--	--	--	--	--	--	--	--	--	--	--	--	--	--	--	--	--	--	--	--	--	--	--	--	--	--	--	--	--	--	--	--	--	--	--	--	--	--	--	--	--	--	--	--	--	--	--	--	--	--	--	--	--	--	--	--	--	--	--	--	--	--	--	--	--	--	--	--	--	--	--	--	--	--	--	--	--	--	--	--	--	--	--	--	--	--	--	--	--	--	--	--	--	--	--	--	--	--	--	--	--	--	--	--	--	--	--	--	--	--	--	--	--	--	--	--	--	--	--	--	--	--	--	--	--	--	--	--	--	--	--	--	--	--	--	--

* This category applies only if the asset/income is solely that of the filer's spouse or dependent children. If the asset/income is either that of the filer or jointly held by the filer with the spouse or dependent children, mark the other higher categories of value, as appropriate.

Do not complete Schedule B if you are a new entrant, nominee, or Vice Presidential or Presidential Candidate

Reporting Individual's Name Stephen Sil	SCHEDULE B	Page Number 6
---	-------------------	-------------------------

Part I: Transactions

Report any purchase, sale, or exchange by you, your spouse, or dependent children during the reporting period of any real property, stocks, bonds, commodity futures, and other securities when the amount of the transaction exceeded \$1,000. Include transactions that resulted in a loss.

Do not report a transaction involving property used solely as your personal residence, or a transaction solely between you, your spouse, or dependent child. Check the "Certificate of divestiture" block to indicate sales made pursuant to a certificate of divestiture from OGE.

None ☐

Identification of Assets		Transaction Type (x)			Date (Mo., Day, Yr.)	Amount of Transaction (x)											Certificate of divestiture
		Purchase	Sale	Exchange		\$1,001 - \$15,000	\$15,001 - \$50,000	\$50,001 - \$100,000	\$100,001 - \$250,000	\$250,001 - \$500,000	\$500,001 - \$1,000,000	Over \$1,000,000*	\$1,000,001 - \$5,000,000	\$5,000,001 - \$25,000,000	\$25,000,001 - \$50,000,000	Over \$50,000,000	
Example	Central Airlines Common	x			2/1/99			x									
1	Permanent Portfolio (Fidelity)		X		6/10/13		X										
2	TRP Emerging Mkts		X		6/17/13		X										
3	TRP Tax Free Income		X		6/17/13	X											
4	TripAdvisor Inc. (TRIP)	X			1/7/13	X											
5	PowerShares Buyback Achievers (PBW)		X		1/7/13	X											

*This category applies only if the underlying asset is solely that of the filer's spouse or dependent children. If the underlying asset is either held by the filer or jointly held by the filer with the spouse or dependent children, use the other higher categories of value, as appropriate.

Part II: Gifts, Reimbursements, and Travel Expenses

For you, your spouse and dependent children, report the source, a brief description, and the value of: (1) gifts (such as tangible items, transportation, lodging, food, or entertainment) received from one source totaling more than \$350 and (2) travel-related cash reimbursements received from one source totaling more than \$350. For conflicts analysis, it is helpful to indicate a basis for receipt, such as personal friend, agency approval under 5 U.S.C. § 4111 or other statutory authority, etc. For travel-related gifts and reimbursements, include travel itinerary, dates, and the nature of expenses provided.

the U.S. Government; given to your agency in connection with official travel; received from relatives; received by your spouse or dependent child totally independent of their relationship to you; or provided as personal hospitality at the donor's residence. Also, for purposes of aggregating gifts to determine the total value from one source, exclude items worth \$140 or less. See instructions for other exclusions.

None ☒

Source (Name and Address)		Brief Description	Value
Examples	Nat'l Assn. of Rock Collectors, NY, NY	Airline ticket, hotel room & meals incident to national conference 6/15/99 (personal activity unrelated to duty)	\$500
	Frank Jones, San Francisco, CA	Leather briefcase (personal friend)	\$385
1			
2			
3			
4			
5			

Do not complete Schedule B if you are a new entrant, nominee, or Vice Presidential or Presidential Candidate

Reporting Individual's Name Stephen Sun		SCHEDULE B continued (Use only if needed)				Page Number 7										
Part I: Transactions																
Identification of Assets	Transaction Type (x)			Date (Mo., Day, Yr.)	Amount of Transaction (x)											
	Purchase	Sale	Exchange		\$1,001 - \$15,000	\$15,001 - \$50,000	\$50,001 - \$100,000	\$100,001 - \$250,000	\$250,001 - \$500,000	\$500,001 - \$1,000,000	Over \$1,000,000*	\$1,000,001 - \$5,000,000	\$5,000,001 - \$25,000,000	\$25,000,001 - \$50,000,000	Over \$50,000,000	Certificate of divestiture
1 Hertz Global Holdings, Inc. (HTZ)		X		1/7/13	X											
2 Claymore CEF GS Connect ETN (GCE)	X			1/7/13	X											
3 WisdomTree MidCap Earnings (EEM)	X			1/7/13	X											
4 TripAdvisor Inc (TRIP)	X			1/4/13	X											
5 ProShares Ultra S+P 500 (SSO)		X		1/4/13	X											
6 CPNO (Copa Energy)		X		1/4/13	X											
7 Conversant Inc (UCLK)		X		1/3/13	X											
8 Stewart Information Services Corp (STC)		X		1/3/13	X											
9 Hertz Global Holdings Inc (HTZ)	X			1/3/13	X											
10 Genuine Parts Co. (GPC)		X		1/3/13	X											
11 The Blackstone Group LP (BX)		X		1/3/13	X											
12 Select Capital Corp. (SCSS)	X			1/2/13	X											
13 Air Assignment Inc (ASGN)		X		1/2/13	X											
14 Penske Automotive Group Inc (PAG)		X		1/2/13	X											
15 Paradigm Corp (PLDM)		X		1/2/13	X											
16 SPDR S+P 500 (SPY)		X		2/25/13	X											

* This category applies only if the underlying asset is solely that of the filer's spouse or dependent children. If the underlying asset is either held by the filer or jointly held by the filer with the spouse or dependent children, use the other higher categories of value, as appropriate.

Do not complete Schedule B if you are a new entrant, nominee, or Vice Presidential or Presidential Candidate

Reporting Individual's Name Stephen Siu	SCHEDULE B continued (Use only if needed)	Page Number 8
--	---	----------------------

Part I: Transactions

Identification of Assets		Transaction Type (x)			Date (Mo., Day, Yr.)	Amount of Transaction (x)												
		Purchase	Sale	Exchange		\$1,001 - \$15,000	\$15,001 - \$50,000	\$50,001 - \$100,000	\$100,001 - \$250,000	\$250,001 - \$500,000	\$500,001 - \$1,000,000	Over \$1,000,000*	\$1,000,001 - \$5,000,000	\$5,000,001 - \$25,000,000	\$25,000,001 - \$50,000,000	Over \$50,000,000	Certificate of Divestiture	
1	iShares Core Total Aggregate US Bond (AGG)	X			2/25/13	X												
2	Oakmark I (OAKMX)	X			1/8/13	X												
3	SPDR S&P Pharmaceuticals ETF (XPH)		X		1/8/13	X												
4	The Alistate Corporation (ALL)	X			1/10/13	X												
5	General Motors Company (GM)	X			1/10/13	X												
6	Herbalife Ltd. (HLF)	X			1/10/13	X												
7	Oshkosh Corporation (OSK)	X			1/10/13	X												
8	Select Comfort Corporation (SCSS)		X		1/10/13	X												
9	Apple Inc.		X		1/14/13	X												
10	Lennar Corp. (LEN)	X			1/14/13	X												
11	ConAgra Foods, Inc. (CAG)	X			1/15/13	X												
12	Herbalife Ltd. (HLF)		X		1/15/13	X												
13	Lennar Corp. (LEN)		X		1/15/13	X												
14	Oshkosh Corporation (OSK)		X		1/16/13	X												
15	PrivateBancorp, Inc. (PVTB)		X		1/16/13	X												
16	Teucrium Corn (CORN)		X		1/16/13	X												

* This category applies only if the underlying asset is solely that of the filer's spouse or dependent children. If the underlying asset is either held by the filer or jointly held by the filer with the spouse or dependent children, use the other higher categories of value, as appropriate.

Do not complete Schedule B if you are a new entrant, nominee, or Vice Presidential or Presidential Candidate

Reporting Individual's Name Stephen Siu	SCHEDULE B continued (Use only if needed)	Page Number 9
--	---	----------------------

Part I: Transactions

Identification of Assets		Transaction Type (x)			Date (Mo., Day, Yr.)	Amount of Transaction (x)												
		Purchase	Sale	Exchange		\$1,001 - \$15,000	\$15,001 - \$50,000	\$50,001 - \$100,000	\$100,001 - \$250,000	\$250,001 - \$500,000	\$500,001 - \$1,000,000	Over \$1,000,000*	\$1,000,001 - \$5,000,000	\$5,000,001 - \$25,000,000	\$25,000,001 - \$50,000,000	Over \$50,000,000	Certificate of Divestiture	
1	The Allstate Corporation (ALL)		X		1/17/13	X												
2	Kirby Corporation (KEX)	X			1/17/13	X												
3	Lions Gate Entertainment Corp. (LGF)	X			1/17/13	X												
4	Mattel, Inc. (MAT)		X		1/17/13	X												
5	Primero Mining Corp. (PPP)		X		1/17/13	X												
6	Harbor Capital Appreciation Inv (HCAIX)	X			1/18/13	X												
7	Royce Pennsylvania Mutual Invmt (PENNX)	X			1/18/13		X											
8	Apple Inc.		X		1/18/13	X												
9	ConAgra Foods, Inc. (CAG)		X		1/18/13	X												
10	PowerShares S&P 500 BuyWrite (PBP)		X		1/18/13	X												
11	Dollar Tree, Inc. (DLTR)		X		1/22/13	X												
12	International Game Technology (IGT)	X			1/22/13	X												
13	Kirby Corporation (KEX)		X		1/22/13	X												
14	Weyerhaeuser Co. (WY)	X			1/22/13	X												
15	AutoNation Inc. (AN)	X			1/23/13	X												
16	Weyerhaeuser Co. (WY)		X		1/23/13	X												

* This category applies only if the underlying asset is solely that of the filer's spouse or dependent children. If the underlying asset is either held by the filer or jointly held by the filer with the spouse or dependent children, use the other higher categories of value, as appropriate.

Do not complete Schedule B if you are a new entrant, nominee, or Vice Presidential or Presidential Candidate

Reporting Individual's Name Stephen Siu	SCHEDULE B continued (Use only if needed)	Page Number 70
--	---	-----------------------

Part I: Transactions

Identification of Assets		Transaction Type (x)			Date (Mo., Day, Yr.)	Amount of Transaction (x)											
		Purchase	Sale	Exchange		\$1,001 - \$15,000	\$15,001 - \$50,000	\$50,001 - \$100,000	\$100,001 - \$250,000	\$250,001 - \$500,000	\$500,001 - \$1,000,000	Over \$1,000,000*	\$1,000,001 - \$5,000,000	\$5,000,001 - \$25,000,000	\$25,000,001 - \$50,000,000	Over \$50,000,000	Certificate of divestiture
1	American Beacon Lg Cap Value Inv (AAGPX)	X			1/24/13	X											
2	Apple Inc.		X		1/24/13	X											
3	International Game Technology (IGT)		X		1/24/13	X											
4	Capital Senior Living Corp. (CSU)	X			1/25/13	X											
5	AutoNation Inc. (AN)		X		1/28/13	X											
6	American Vanguard Corp. (AVD)		X		1/28/13	X											
7	Avnet, Inc. (AVT)	X			1/29/13	X											
8	Capital Senior Living Corp. (CSU)		X		1/19/13	X											
9	Lions Gate Entertainment Corp. (LGF)		X		1/29/13	X											
10	Ingredion Incorporated (INGR)	X			1/30/13	X											
11	Robert Half International Inc. (RHI)	X			1/30/13	X											
12	Ryder System, Inc. ®	X			1/31/13	X											
13	Tyson Foods, Inc. (TSN)	X			1/31/13	X											
14	Evercore Partners inc. (EVR)	X			2/1/13	X											
15	Tesla Motors, Inc. (TSLA)	X			2/1/13	X											
16	Tyson Foods, Inc. (TSN)		X		2/1/13	X											

* This category applies only if the underlying asset is solely that of the filer's spouse or dependent children. If the underlying asset is either held by the filer or jointly held by the filer with the spouse or dependent children, use the other higher categories of value, as appropriate.

Do not complete Schedule B if you are a new entrant, nominee, or Vice Presidential or Presidential Candidate

Reporting Individual's Name Stephen Siu	SCHEDULE B continued (Use only if needed)	Page Number 11
--	---	-------------------

Part I: Transactions

Identification of Assets		Transaction Type (x)			Date (Mo., Day, Yr.)	Amount of Transaction (x)												
		Purchase	Sale	Exchange		\$1,001 - \$15,000	\$15,001 - \$50,000	\$50,001 - \$100,000	\$100,001 - \$250,000	\$250,001 - \$500,000	\$500,001 - \$1,000,000	Over \$1,000,000*	\$1,000,001 - \$5,000,000	\$5,000,001 - \$25,000,000	\$25,000,001 - \$50,000,000	Over \$50,000,000	Certificate of divestiture	
1	SeaChange International Inc. (SEAC)	X			2/4/13	X												
2	Tesla Motors, Inc. (TSLA)		X		2/4/13	X												
3	Avnet, Inc. (AVT)		X		2/5/13	X												
4	Robert Half International Inc. (RHI)		X		2/5/13	X												
5	Ryder System, Inc. ®		X		2/5/13	X												
6	Managers PIMCO Bond (MBDFX)	X			2/12/13		X											
7	Evercore Partners Inc. (EVR)		X		2/12/13	X												
8	Ingredion Incorporated (INGR)		X		2/12/13	X												
9	SeaChange International Inc. (SEAC)		X		2/12/13	X												
10	General Motors Company (GM)		X		2/19/13	X												
11	Teucrium Corn (CORN)		X		2/20/13	X												
12	Harbor International investor (HIINX)	X			2/21/13	X												
13	Primero Mining Corp. (PPP)		X		2/21/13	X												
14	SPDR Russell 3000 ETF (THRK)	X			3/22/13	X												
15	Claymore CEF GS Connect ETN (GCE)		X		6/17/13	X												
16	Vanguard Total Stock Market ETF (VTI)	X			6/18/13	X												

* This category applies only if the underlying asset is solely that of the filer's spouse or dependent children. If the underlying asset is either held by the filer or jointly held by the filer with the spouse or dependent children, use the other higher categories of value, as appropriate.

Do not complete Schedule B if you are a new entrant, nominee, or Vice Presidential or Presidential Candidate

Reporting Individual's Name Stephen Siu	SCHEDULE B continued (Use only if needed)	Page Number 12
---	---	--------------------------

Part I: Transactions

Identification of Assets		Transaction Type (x)			Date (Mo., Day, Yr.)	Amount of Transaction (x)													
		Purchase	Sale	Exchange		\$1,001 - \$15,000	\$15,001 - \$50,000	\$50,001 - \$100,000	\$100,001 - \$250,000	\$250,001 - \$500,000	\$500,001 - \$1,000,000	Over \$1,000,000*	\$1,000,001 - \$5,000,000	\$5,000,001 - \$25,000,000	\$25,000,001 - \$50,000,000	Over \$50,000,000	Certificate of divestiture		
1	SPDR Russell 3000 ETF (THRK)	X			6/18/13	X													
2	SPDR Russell 3000 ETF (THRK)	X			6/25/13	X													
3	PowerShares Buyback Achievers (PKW)	X			6/25/13	X													
4	WisdomTree MidCap Earnings (EZM)	X			7/1/13		X												
5	PowerShares Buyback Achievers (PKW)	X			7/8/13	X													
6	Harbor Capital Appreciation Inv (HCAIX)	X			10/1/13	X													
7	Oakmark I (OAKMX)	X			10/1/13	X													
8	Harbor International Investor (HIINX)	X			10/1/13	X													
9	Royce Pennsylvania Mutual Invmt (PENNX)	X			10/1/13	X													
10	American Beacon Lg Cap Value Inv (AAGPX)	X			10/2/13	X													
11	Fidelity Export & Multinational (FEXPX)	X			1/2/13	X													
12	Vanguard Tot Intl Stock Ix Admiral		X		6/17/13	X													
13	Vanguard Dividend Growth Fund	X			12/2/13		X												
14	Vanguard Total Bond Mkt Index Adm	X			12/9/13	X													
15	Vanguard Dividend Growth Fund	X			1/7/13	X													
16	Vanguard Total Stock Mkt Idx Adm	X			1/7/13		X												

* This category applies only if the underlying asset is solely that of the filer's spouse or dependent children. If the underlying asset is either held by the filer or jointly held by the filer with the spouse or dependent children, use the other higher categories of value, as appropriate.

Reporting Individual's Name Stephen Siu	SCHEDULE C	Page Number 13
---	-------------------	--------------------------

Part I: Liabilities

Report liabilities over \$10,000 owed to any one creditor at **any time** during the reporting period by you, your spouse, or dependent children. Check the highest amount owed during the reporting period. **Exclude**

a mortgage on your personal residence unless it is rented out; loans secured by automobiles, household furniture or appliances; and liabilities owed to certain relatives listed in instructions. See instructions for revolving charge accounts.

None ☒

Creditors (Name and Address)		Type of Liability	Date Incurred	Interest Rate	Term if applicable	Category of Amount or Value (x)									
						\$10,001 - \$15,000	\$15,001 - \$50,000	\$50,001 - \$100,000	\$100,001 - \$250,000	\$250,001 - \$500,000	\$500,001 - \$1,000,000	Over \$1,000,000*	\$1,000,001 - \$5,000,000	\$5,000,001 - \$25,000,000	\$25,000,001 - \$50,000,000
Examples	First District Bank, Washington, DC	Mortgage on rental property, Delaware	1991	8%	25 yrs.			x							
	John Jones, Washington, DC	Promissory note	1999	10%	on demand				x						
1															
2															
3															
4															
5															

*This category applies only if the liability is solely that of the filer's spouse or dependent children. If the liability is that of the filer or a joint liability of the filer with the spouse or dependent children, mark the other higher categories, as appropriate.

Part II: Agreements or Arrangements

Report your agreements or arrangements for: (1) continuing participation in an employee benefit plan (e.g. pension, 401k, deferred compensation); (2) continuation of payment by a former employer (including severance payments); (3) leaves

of absence; and (4) future employment. See instructions regarding the reporting of negotiations for any of these arrangements or benefits.

None ☒

Status and Terms of any Agreement or Arrangement		Parties	Date
Example	Pursuant to partnership agreement, will receive lump sum payment of capital account & partnership share calculated on service performed through 1/00.	Doe Jones & Smith, Hometown, State	7/85
1			
2			
3			
4			
5			
6			

Reporting Individual's Name <i>Stephen Su</i>	SCHEDULE D	Page Number <i>14</i>
--	-------------------	--------------------------

Part I: Positions Held Outside U.S. Government

Report any positions held during the applicable reporting period, whether compensated or not. Positions include but are not limited to those of an officer, director, trustee, general partner, proprietor, representative, employee, or consultant of any corporation, firm, partnership, or other business enterprise or any non-profit

organization or educational institution. **Exclude** positions with religious, social, fraternal, or political entities and those solely of an honorary nature.

None ☒

	Organization (Name and Address)	Type of Organization	Position Held	From (Mo., Yr.)	To (Mo., Yr.)
Examples	Nat'l Assn. of Rock Collectors, NY, NY	Non-profit education	President	6/92	Present
	Doe Jones & Smith, Hometown, State	Law firm	Partner	7/85	1/00
1					
2					
3					
4					
5					
6					

Part II: Compensation in Excess of \$5,000 Paid by One Source

Report sources of more than \$5,000 compensation received by you or your business affiliation for services provided directly by you during any one year of the reporting period. This includes the names of clients and customers of any corporation, firm, partnership, or other business enterprise, or any other

non-profit organization when you directly provided the services generating a fee or payment of more than \$5,000. You need not report the U.S. Government as a source.

Do not complete this part if you are an Incumbent, Termination Filer, or Vice Presidential or Presidential Candidate.

None ☐

	Source (Name and Address)	Brief Description of Duties
Examples	Doe Jones & Smith, Hometown, State	Legal services
	Metro University (client of Doe Jones & Smith), Moneytown, State	Legal services in connection with university construction
1		
2		
3		
4		
5		
6		

Stephen C. Siu holdings in 644 undisclosed Facebook interests in Leader Technologies, Inc. v. Facebook, Inc.

Central Fund	Fidelity Securities Lending Cash Central Fund	T. Rowe Price Group	Vanguard Market Liquidity Fund	CIAGroup	Facebook	IBM	Microsoft	Boston Scientific	Xerox	LinkedIn	Workday	Walmart	Baidu (CHINA)	athenahealth	Castlight Health	Subtotal
				\$1,423,556,851		\$1,843,152,094	\$2,440,150,964	\$153,522,712	\$115,292,504			\$1,163,610,609				\$12,895,825,589
							121,597,166									\$4,861,353,315
		135,700,000														\$1,449,150,147
			79,687,351				12,676,900	3,546,634	6,503,028			28,414,979	474,248			\$424,850,000
			30,271,433													\$5,148,596,259
			203,109,000													\$1,010,795,000
					489,885,000											\$300,160,175
	168,560,000		351,339,000				217,000,000			412,142,000	161,271,000					\$2,002,185,000
		2,263,406,000	2,244,920,000		1,531,486,000	3,045,226,000	4,204,615,000					1,903,497,000				\$1,978,911,000
	611,804				3,700,883	4,779,184	9,829,346	479,718	426,232	481,488	233,995					\$2,609,197,000
																\$25,057,164,000
			2,485,925				574,550,500					486,689,370				\$85,339,127
724,281,000			2,617,042,226		432,738,000					468,490,000						\$49,338,301
	792,770,000															\$2,777,898,164
	196,546,000															\$3,576,961,000
	5,493,000															\$16,507,854,019
	185,532,000		3,800,000				38,534,000					34,356,000		65,000,000	4,327,000	\$561,057,000
		135,700,000				139,759,000										\$680,700,000
																\$696,856,000
																\$943,350,000
																\$2,410,302,000
		2,263,406,000	2,244,920,000		1,531,486,000	3,045,226,000	4,204,615,000					520,849,000				\$25,057,164,000
		728,974,000			8,000	220,210,000					827,000	1,903,497,000				\$1,375,019,000
9,521,375			534,096,000		888,016,000	1,325,913,000										\$9,703,390,000
						114,965,763										\$7,066,894,968
			1,765,624,226			7,927,471	16,104,032	14,904,000	132,025,000			12,538,032				\$5,447,467,252
																\$4,069,625,184
																\$0
\$733,802,375	\$1,349,512,804	\$5,527,186,000	\$11,500,852,012	\$3,989,303,883	\$9,652,961,749	\$14,134,449,671	\$172,453,064	\$254,246,764	\$881,113,488	\$162,331,995	\$6,187,614,990	\$474,248	\$65,000,000	\$4,327,000		\$139,904,684,500
Underwriter / Investor	Underwriter / Investor	Underwriter / Investor	Underwriter / Investor	INFINITES Leader's US Pat. No. 7,159,761 on 11 of 11 claims	Tech Collab. / Edgex Foundation Leader Code Theft	Tech Collab. / Investor	Leader Technologies (LLC) subject	Tech Collab. / Edgex Media Theft	Reput (Reput) / Control Facility Gordon (LLC)	Underwriter creation with model Tech	Reput (Reput) / Investor	Control (Reput & WW111)	Underwriter (Reput & WW111)	Underwriter (Reput & WW111)	Underwriter (Reput & WW111)	

See Exhibits A thru
AB following for
portfolio details
from SEC Edgar.

Best
printed in
Ledger
size or
larger.