

SYLVIA M. BURWELL

Health & Human Services Dept. Secretary-designate

OGE Form 278 Financial Disclosure, 2012

Submitted Mar. 4, 2013



Facebook Cartel "Dark Pool" Holding	No.
JPMorgan Chase =	23
Wal-Mart =	21
Microsoft/ Expedia =	19
State Street Corp =	19
Vanguard Group / Market Liquidity Fund =	16
Morgan Stanley =	15
BlackRock, Inc. =	14
NBC - Comcast =	14
ABC - Walt Disney Company =	12
IBM =	12
Goldman Sachs Group, Inc. =	12
Baidu Inc. (China) =	9
Facebook, Inc. =	9
LinkedIn =	9
CBS Corporation =	8
Time Warner Cable =	8
T.Rowe Price =	7
Accenture =	6
Athenahealth =	5
Boston Scientific =	5
FOX - News Corp =	5
Tesla Motors, Inc. =	5
Workday =	5
Yandex (Russia) =	4
Booz Allen Hamilton =	3
CGI Group, Inc. =	3
Groupon, Inc. =	2
Mail.ru (Russia) =	2
Dropbox =	2
Subtotal	274
Total	280

Note: These holdings are consistent with similar holdings by a select group of judges and senior administration figures associated with offering Facebook IPO stock nested inside selected mutual funds, in an evident effort to avoid disclosures of conflicts of interest in matters involving Facebook. These matters include, but are not limited to *Leader v. Facebook*, HealthCare.gov, Organizing For America, Obama For America, social media-enabling of the Congressional and government websites, U.S. Patent Office Facebook page, promotion of Facebook connections throughout government agencies.

Data sources : Burwell OGE Form 278, Morningstar; Photo: Bizjournals.

SYLVIA M. BURWELL, Secretary designate, Health & Human Services Department, Financial Disclosure, 2012, submitted Mar. 4, 2013, HealthCare.gov and Facebook Cartel Holdings

Special Note: Sylvia M. Burwell holds 274 stocks in funds directly associated with Facebook interests, including numerous no-bid vendors to HealthCare.gov.

Sources: Sylvia M. Burwell, Financial Disclosure, 20112 Morningstar.

Sylvia M. Burwell, 2012, sub. Mar. 4, 2013		Ticker	Facebook, Inc	Baidu, Inc (China)	Cooley Godward LLP	Accel Partners	IDG Ventures	Venrock	Hambrecht	Sands Capital Management LLP	Fenwick & West LLP	Ann H Lamont	Meritech Management LLP	CGI Group, Inc	Intermap Network Services	Alphatech	Castlight Health, Inc	Accenture	Booz Allen Hamilton	In-QTel	LinkedIn	Mail.ru (Russia)	Yandex (Russia)	Groupm, Inc	Zynga, Inc	Veeva
		Legend:	= stock or bond held in Facebook "dark pools"																							
Income and Value:																										
1	AllianzGI NFJ International Fund (ANJIX)	ANJIX																								
2	ALS Evergreen Chapter, Kent, WA, Advisory Board Member																									
3	Amazon.com, Inc.	AMZN																								
4	American Funds - Europacific Growth Fund (Class R-6)	REGRX																								
5	Artisan Mid Cap Value Fund	ARTOX																								
6	Arvest Bank Cash Account (Checking)																									
7	Arvest Bank Cash Account (Savings)																									
8	Bank of American Cash Account (Checking)																									
9	Bill & Melinda Gates Foundation, President, Global Development																									
10	Columbia Acorn International	ACINX																								
11	Commercial Real Estate, Hinton, WV																									
12	Council on Foreign Relations, Board of Directors, Member																									
13	Dodge & Cox International Stock Fund	DODFX																								
14	Eaton Vance Parametric Tax-Managed Emerging Markets Fund (Institutional Class)	EITEX																								
15	Fidelity Contrafund Fund	FCNTX																								
16	First Century Cash Account (Checking)																									
17	Goldman Sachs Absolute Return Tracker Fund (Class I)	GJRTX																								
18	Guggenheim Frontier Markets ETF Fund	FRNETF																								
19	Harbor Capital Appreciation Fund	HACAX																								
20	Henderson International Opportunities Fund	HFOAX																								
21	ING Global Real Estate Fund	JGLAX																								
22	Invesco International Growth Fund	AIEX																								
23	Invesco U.S. Small Cap Value Fund	VSCAXI																								
24	Ipath Down Jones-UBS Commodity Index Total Return ETN	DJP																								
25	IQ Hedge Multi-Strategy Tracker ETF	QAI																								
26	iShares Barclays Tips Bond Fund	TIP																								
27	iShares Cohen & Steers Realty Majors Index Fund	ICF																								
28	iShares Core S&P Mid-Cap ETF (previously The iShares S&P MidCap 400 Index Fund)	IH																								
29	iShares Core S&P Small-Cap ETF (previously The iShares S&P Small Cap 600 Index Fund)	IJR																								
30	iShares MSCI EAFE Index Fund	EFA																								
31	iShares Russell 2000 Growth Fund Index	IWY																								
32	iShares S&P National Amt-Free Muni bond ETF	MUB																								
33	iShares S&P Short Term National Amt-Free Municipal Bond Fund	MUB																								
34	iShares Trust Russell 3000 Index Fund	IWV																								
35	JP Morgan Research Market Neutral Institutional Fund	JPMNX																								
36	Lazard Developing Markets Equity Portfolio (Institutional Shares)	LZEMX																								
37	Loan to Mr. Schnurman																									
38	Mainstay Floating Rate Fund	MXFAX																								
39	Mainstay Marketfield Fund	MFLDX																								
40	Matthews Asian Growth & Income Fund	MACSX																								
41	MetLife Inc. (Common Stock)	MET																								
42	MetLife, Inc. Directors Deferred Compensation (MetLife, Inc. Common Stock Recievable)																									

Ethics Rule on Conflicts of Interest
“Disqualifying financial interests,” prohibits an employee from participating in an official government capacity in a matter in which he has a financial interest” 5 C.F.R. Part 2635 Subpart D.

SYLVIA M. BURWELL, Secretary designate, Health & Human Services Department, Financial Disclosure, 2012, submitted Mar. 4, 2013, HealthCare.gov and Facebook Cartel Holdings

Special Note: Sylvia M. Burwell holds 274 stocks in funds directly associated with Facebook interests, including numerous no-bid vendors to HealthCare.gov.

Sources: Sylvia M. Burwell, Financial Disclosure, 20112 Morningstar.

Sylvia M. Burwell, 2012, sub. Mar. 4, 2013		Ticker	Facebook, Inc	Baidu, Inc (China)	Cooley Godward LLP	Accral Partners	IDG Ventures	Venrock	Hambrecht	Sands Capital Management LLP	Fenwick & West LLP	Ann H Lamont	Meritech Management LLP	CGI Group, Inc	Intermap Network Services	Alphatech	Castlight Health, Inc	Accenture	Booz Allen Hamilton	In-Qtel	LinkedIn	Mail.ru (Russia)	Yandex (Russia)	Groupm, Inc	Zynga, Inc	Vetric	
43	MetLife, Inc. Directors Fee (Paid in Cash and Stock)																										
44	MetLife, Inc. Vested Stock Options																										
45	MetLife, Inc., New York, NY, Director																										
46	Nebraska 529 Direct College Savings Plan: Bank Savings Investment Option	NEST																									
47	Nuveen Real Estate Securities Fund (Class I)	FARCX																									
48	Pete G. Peterson Foundation, New York, NY, Advisory Board Member																										
49	Pimco Emerging Local Bond Fund	PEL BX																									
50	Pimco Total Return Fund I	PTTRX																									
51	Pimco Total Return III Fund	PTSAX																									
52	Pioneer Strategic Income	PTTRX																									
53	Powershares FYSE RAFI US 1000 ETF	PRF																									
54	Prudential Jennison 20/20 Focus Fund	PTWAX																									
55	Residential Real Estate, Hinton, WV																										
56	Robeco Boston Partners Long/Short Equity Fund	BPLSX																									
57	Schwab Strategic Trust International Equity ETF	SCHF.P																									
58	Schwab US Treasury Money Fund	SWUXX																									
59	SPDR Barclays Capital International Treasury Bond ETF	BWX																									
60	SPDR Dow Joes Wilshire International Real Estate ETF	RWO																									
61	SSgA S&P 500 Index Fund	SVSPX																									
62	State Street - SPDR MSCI ACWI EX-US Index (ETF)	CWI																									
63	T.Rowe Price Large Cap Growth Fund	TRLGX																									
64	T.Rowe Price Mid Cap Equity Growth Fund	PMEGX																									
65	Templeton Global Bond Fund	TPINX																									
66	Templeton Global TotalReturn Fund	TGTRX																									
67	Templeton Institutional Funds-Foreign Smaller Companies Series Fund	FINEX																									
68	The Merger Fund	MERFX																									
69	The Nike Foundation, Beaverton, OR, Advisory Group																										
70	Tributary Small Company Fund	FOSCX																									
71	Unvested Wal-Mart Stores, Inc. Performance Shares (Vest 1/31/2013 and 1/31/2015)																										
72	Unvested Wal-Mart Stores, Inc. Rest. Stock (Vest 12/31/13, 12/31/14, 12/31/2015, and 4/23/15)																										
73	Van Eck Global Hard Assets Fund	GHAAX																									
74	Vanguard Dividend Appreciation ETF	VIG																									
75	Vanguard FTSE Emerging Markets ETF	VWQ																									
76	Vanguard Index 500 Fund	VFINX																									
77	Vanguard Inflation-Protected Securities Fund	VIPSX																									
78	Vanguard Money Market Fund	VMRXX																									
79	Vanguard REIT Index Fund	VGSNX																									
80	Vanguard Short Term Bond ETF	BND																									
81	Vanguard Short-Term Bond Index Fund Institutional Plus	VBISX																									
82	Vanguard Total Bond Market	VBITX																									
83	Vanguard Total Bond Market (ETF)	BXV																									
84	Vested Wal-Mart Stores, Inc. Performance Shares																										
85	Wal-Mart Stores, Inc. Deferred Compensation (Cash Recievable)																										
86	Wal-Mart Stores, Inc. FY 2013 Cash Incentive Receivable																										

SYLVIA M. BURWELL, Secretary designate, Health & Human Services Department, Financial Disclosure, 2012, submitted Mar. 4, 2013, HealthCare.gov and Facebook Cartel Holdings

Special Note: Sylvia M. Burwell holds 274 stocks in funds directly associated with Facebook interests, including numerous no-bid vendors to HealthCare.gov.

Sources: Sylvia M. Burwell, Financial Disclosure, 20112 Morningstar.

	Sylvia M. Burwell, 2012, sub. Mar. 4, 2013	Ticker	Facebook, Inc	Baidu, Inc (China)	Cooley Godward LLP	Accel Partners	IDG Ventures	Venrock	Hambrecht	Sands Capital Management	Fenwick & West LLP	Ann H. Lamont	Meritech Management LLP	CGI Group, Inc	Intermap Network Services	Athenahealth	Castlight Health, Inc	Accenture	Booz Allen Hamilton	In-Q-Tel	LinkedIn	Mail.ru (Russia)	Yandex (Russia)	Groupon, Inc	Zynga, Inc	Veric
87	Wal-Mart Stores, Inc. Salary																									
88	Wal-Mart Stores, Inc. Signing Bonus																									
89	Wal-Mart Stores, Inc., Bentonville, AR, President, Walmart Foundation & Vice Pres., Wal-Mart Stores																									
Total Funds holding Facebook interests =			9	9	0	0	0	0	0	0	0	0	0	3	1	5	0	6	3	0	9	2	4	2	0	1
Cumulative total number of Facebook interests within the Funds =			9	18	18	18	18	18	18	18	18	18	21	22	27	27	33	36	36	45	47	51	53	53	54	

Facebook Shares as of June 30, 2012

RANK	NAME	TOTAL AUM	FB SHARES AS OF JUNE 30
1	Goldman Sachs Asset Management, L.P. (U.S.)	82,329.1	36,634,486.0
2	Baillie Gifford & Company	60,809.1	19,380,440.0
3	Fidelity Management & Research Company	544,656.5	18,774,915.0
4	T. Rowe Price Associates, Inc.	338,744.6	18,663,997.0
5	Morgan Stanley Investment Management, Inc. (U.S.)	54,113.2	16,362,788.0
6	BlackRock Fund Advisors	768,143.8	11,690,656.0
7	Sands Capital Management, LLC	22,157.4	11,649,292.0
8	Jennison Associates, LLC	80,316.4	9,691,825.0
9	The Vanguard Group, Inc.	908,526.5	9,582,480.0
10	Capital Research Global Investors (U.S.)	366,059.2	8,273,200.0

Source: "Who Else Has a Big Bet on Facebook" by Telis Demos, *The Wall Street Journal*, Aug. 24, 2012

Facebook Cartel "Dark Pool" Holding No.

JPMorgan Chase	=	23
Wal-Mart	=	21
Microsoft/ Expedia	=	19
State Street Corp	=	19
Vanguard Group / Market Liquidity Fund	=	16
Morgan Stanley	=	15
BlackRock, Inc.	=	14
NBC - Comcast	=	14
ABC - Walt Disney Company	=	12
IBM	=	12
Goldman Sachs Group, Inc.	=	12
Baidu Inc.	=	9
Facebook, Inc.	=	9
LinkedIn	=	9
CBS Corporation	=	8
Time Warner Cable	=	8
T.Rowe Price	=	7
Accenture	=	6
Athenahealth	=	5
Boston Scientific	=	5
FOX - News Corp	=	5
Tesla Motors, Inc.	=	5
Workday	=	5
Yandex (Russia)	=	4
Booz Allen Hamilton	=	3
CGI Group, Inc.	=	3
Groupon, Inc.	=	2
Mail.ru (Russia)	=	2
Dropbox	=	2
Subtotal		274
Total		280

SYLVIA M. BURWELL, Secretary designate, Health & Human Services Department, Financial Disclosure, 2012, submitted Mar. 4, 2013, HealthCare.gov and Facebook Cartel Holdings

Special Note: Sylvia M. Burwell holds 274 stocks in funds directly associated with Facebook interests, including numerous no-bid vendors to HealthCare.gov.

Sources: Sylvia M. Burwell, Financial Disclosure, 20112 Morningstar.

Sylvia M. Burwell, 2012, sub. Mar. 4, 2013		Legend:																							
		IBM	Microsoft	Expedia	Goldman Sachs Group, Inc	Morgan Stanley	JPMorgan Chase	State Street Corp	T Rowe Price	Blackrock, Inc	Wal-Mart	Verisign	Boston Scientific	Workday	DropBox, Inc (Goldman Sachs)	Fidelity Central Cash Fund	Fidelity Securities Lending Cash Fund	Janus Cash Liquidity Fund	Vanguard Group / Market Liquidity Fund	MFS Institutional Money Market Portfolio	CBS Corporation	NBC - Comcast	NBC Universal	ABC - Walt Disn	FOV
Income and Value:																									
1	AllianzGI NFJ International Fund (ANJIX)																								
2	ALS Evergreen Chapter, Kent, WA, Advisory Board Member																								
3	Amazon.com, Inc.																								
4	American Funds - Europacific Growth Fund (Class R-6)																								
5	Artisan Mid Cap Value Fund																								
6	Arvest Bank Cash Account (Checking)																								
7	Arvest Bank Cash Account (Savings)																								
8	Bank of American Cash Account (Checking)																								
9	Bill & Melinda Gates Foundation, President, Global Development																								
10	Columbia Acorn International																								
11	Commercial Real Estate, Hinton, WV																								
12	Council on Foreign Relations, Board of Directors, Member																								
13	Dodge & Cox International Stock Fund																								
14	Eaton Vance Parametric Tax-Managed Emerging Markets Fund (Institutional Class)																								
15	Fidelity Contrafund Fund																								
16	First Century Cash Account (Checking)																								
17	Goldman Sachs Absolute Return Tracker Fund (Class I)																								
18	Guggenheim Frontier Markets ETF Fund																								
19	Harbor Capital Appreciation Fund																								
20	Henderson International Opportunities Fund																								
21	ING Global Real Estate Fund																								
22	Invesco International Growth Fund																								
23	Invesco U.S. Small Cap Value Fund																								
24	Ipath Down Jones-UBS Commodity Index Total Return ETN																								
25	IQ Hedge Multi-Strategy Tracker ETF																								
26	iShares Barclays Tips Bond Fund																								
27	iShares Cohen & Steers Realty Majors Index Fund																								
28	iShares Core S&P Mid-Cap ETF (previously The iShares S&P MidCap 400 Index Fund)																								
29	iShares Core S&P Small-Cap ETF (previously The iShares S&P Small Cap 600 Index Fund)																								
30	iShares MSCI EAFE Index Fund																								
31	iShares Russell 2000 Growth Fund Index																								
32	iShares S&P National Amt-Free Muni bond ETF																								
33	iShares S&P Short Term National Amt-Free Municipal Bond Fund																								
34	iShares Trust Russell 3000 Index Fund																								
35	JP Morgan Research Market Neutral Institutional Fund																								
36	Lazard Developing Markets Equity Portfolio (Institutional Shares)																								
37	Loan to Mr. Schnurman																								
38	Mainstay Floating Rate Fund																								
39	Mainstay Marketfield Fund																								
40	Matthews Asian Growth & Income Fund																								
41	Metlife Inc. (Common Stock)																								
42	MetLife, Inc. Directors Deferred Compensation (Metlife, Inc. Common Stock Recievable)																								

SYLVIA M. BURWELL, Secretary designate, Health & Human Services Department, Financial Disclosure, 2012, submitted Mar. 4, 2013, HealthCare.gov and Facebook Cartel Holdings

Special Note: Sylvia M. Burwell holds 274 stocks in funds directly associated with Facebook interests, including numerous no-bid vendors to HealthCare.gov.

Sources: Sylvia M. Burwell, Financial Disclosure, 20112 Morningstar.

Sylvia M. Burwell, 2012, sub. Mar. 4, 2013		Sign	RealNetworks	Marc Andreessen	Teela Motors, Inc	Microsof/ Expedia	IBM	Goldman Sachs Group, Inc	Morgan Stanley	JPMorgan Chase	State Street Corp	T Rowe Price	Blackrock, Inc	Wal-Mart	Verisign	Boston Scientific	Workday	DropBox, Inc (Goldman Sachs)	Fidelity Central Cash Fund	Fidelity Securities Lending Cash Central Fund	Janus Cash Liquidity Fund	Vanguard Group / Market Liquidity Fund	MFS Institutional Money Market Portfolio	CBS Corporation	NBC - Comcast	NBC Universal	ABC - Walt Disn	FOV
43	MetLife, Inc. Directors Fee (Paid in Cash and Stock)																											
44	MetLife, Inc. Vested Stock Options																											
45	MetLife, Inc., New York, NY, Director																											
46	Nebraska 529 Direct College Savings Plan: Bank Savings Investment Option																											
47	Nuveen Real Estate Securities Fund (Class I)																											
48	Pete G. Peterson Foundation, New York, NY, Advisory Board Member																											
49	Pimco Emerging Local Bond Fund																											
50	Pimco Total Return Fund I																											
51	Pimco Total Return III Fund																											
52	Pioneer Strategic Income																											
53	Powershares FYSE RAFI US 1000 ETF																											
54	Prudential Jennison 20/20 Focus Fund																											
55	Residential Real Estate, Hinton, WV																											
56	Robeco Boston Partners Long/Short Equity Fund																											
57	Schwab Strategic Trust International Equity ETF																											
58	Schwab US Treasury Money Fund																											
59	SPDR Barclays Capital International Treasury Bond ETF																											
60	SPDR Dow Joes Wilshire International Real Estate ETF																											
61	SSgA S&P 500 Index Fund																											
62	State Street - SPDR MSCI ACWI EX-US Index (ETF)																											
63	T.Rowe Price Large Cap Growth Fund																											
64	T.Rowe Price Mid Cap Equity Growth Fund																											
65	Templeton Global Bond Fund																											
66	Templeton Global TotalReturn Fund																											
67	Templeton Institutional Funds-Foreign Smaller Companies Series Fund																											
68	The Merger Fund																											
69	The Nike Foundation, Beaverton, OR, Advisory Group																											
70	Tributary Small Company Fund																											
71	Unvested Wal-Mart Stores, Inc. Performance Shares (Vest 1/31/2013 and 1/31/2015)																											
72	Unvested Wal-Mart Stores, Inc. Rest. Stock (Vest 12/31/13, 12/31/14, 12/31/2015, and 4/23/15)																											
73	Van Eck Global Hard Assets Fund																											
74	Vanguard Dividend Appreciation ETF																											
75	Vanguard FTSE Emerging Markets ETF																											
76	Vanguard Index 500 Fund																											
77	Vanguard Inflation-Protected Securities Fund																											
78	Vanguard Money Market Fund																											
79	Vanguard REIT Index Fund																											
80	Vanguard Short Term Bond ETF																											
81	Vanguard Short-Term Bond Index Fund Institutional Plus																											
82	Vanguard Total Bond Market																											
83	Vanguard Total Bond Market (ETF)																											
84	Vested Wal-Mart Stores, Inc. Performance Shares																											
85	Wal-Mart Stores, Inc. Deferred Compensation (Cash Recievable)																											
86	Wal-Mart Stores, Inc. FY 2013 Cash Incentive Receivable																											

SYLVIA M. BURWELL, Secretary designate, Health & Human Services Department, Financial Disclosure, 2012, submitted Mar. 4, 2013, HealthCare.gov and Facebook Cartel Holdings

Special Note: Sylvia M. Burwell holds 274 stocks in funds directly associated with Facebook interests, including numerous no-bid vendors to HealthCare.gov.

Sources: Sylvia M. Burwell, Financial Disclosure, 20112 Morningstar.

Sylvia M. Burwell, 2012, sub. Mar. 4, 2013		1	0	5	19	12	12	15	23	19	7	14	21	0	5	5	2	2	1	0	16	0	8	14	0	12	5
87	Wal-Mart Stores, Inc. Salary																										
88	Wal-Mart Stores, Inc. Signing Bonus																										
89	Wal-Mart Stores, Inc., Bentonville, AR, President, Walmart Foundation & Vice Pres., Wal-Mart Stores																										
Total Funds holding Facebook interests =		1	0	5	19	12	12	15	23	19	7	14	21	0	5	5	2	2	1	0	16	0	8	14	0	12	5
Cumulative total number of Facebook interests within the Funds =		55	55	60	79	91	103	118	141	160	167	181	202	202	207	212	214	216	217	217	233	233	241	255	255	267	272

1gen
 RealNetworks
 Marc Andreessen, Andreessen Horowitz
 Tesla Motors, Inc
 Microsoft / Expedia
 IBM
 Goldman Sachs Group, Inc
 Morgan Stanley
 JPMorgan Chase
 State Street Corp
 T Rowe Price
 BlackRock, Inc
 Wal-Mart
 Verisign
 Boston Scientific
 Workday
 Dropbox, Inc (Goldman Sachs)
 Fidelity Central Cash Fund
 Fidelity Securities Lending Cash Central Fund
 Janus Cash Liquidity Fund
 Vanguard Group / Market Liquidity Fund
 MFS Institutional Money Market Portfolio
 CBS Corporation
 NBC - Comcast
 NBC Universal
 ABC - Walt Disn
 FOX

Facebook Shares as of June 30, 2012

RANK	NAME	TOTAL AUM	FB SHARES AS OF JUNE 30
1	Goldman Sachs Asset Management, L.P. (U.S.)	82,329.1	36,634,486.0
2	Baillie Gifford & Company	60,809.1	19,380,440.0
3	Fidelity Management & Research Company	544,656.5	18,774,915.0
4	T. Rowe Price Associates, Inc.	338,744.6	18,663,997.0
5	Morgan Stanley Investment Management, Inc. (U.S.)	54,113.2	16,362,788.0
6	BlackRock Fund Advisors	768,143.8	11,690,656.0
7	Sands Capital Management, LLC	22,157.4	11,649,292.0
8	Jennison Associates, LLC	80,316.4	9,691,825.0
9	The Vanguard Group, Inc.	908,526.5	9,582,480.0
10	Capital Research Global Investors (U.S.)	366,059.2	8,273,200.0

Source: "Who Else Has a Big Bet on Facebook" by Telis Demos, *The Wall Street Journal*, Aug. 24, 2012

["Fidelity's Danoff Bets on Facebook" by Miles Weiss, Bloomberg, Jun. 1, 2011.](#)

["Who Else Has A Big Bet on Facebook" by Telis Demos, Wall Street Journal, Aug. 24, 2012](#)

["Morgan Stanley Funds in Big Bet Facebook Bet" by A. Lucchetti & T. Demos, Wall Street Journal, Aug. 24, 2012](#)

["T. Rowe Price Discloses \\$190 Million Stake in Facebook" by Evelyn Rusli, Wall Street Journal, Apr. 15, 2011.](#)

["T. Rowe Price Invests in Facebook" by Mary Pilon, Wall Street Journal, Apr. 16, 2011.](#)

SYLVIA M. BURWELL, Secretary designate, Health & Human Services Department, Financial Disclosure, 2012, submitted Mar. 4, 2013, HealthCare.gov and Facebook Cartel Holdings

Special Note: Sylvia M. Burwell holds 274 stocks in funds directly associated with Facebook interests, including numerous no-bid vendors to HealthCare.gov.

Sources: Sylvia M. Burwell, Financial Disclosure, 20112 Morningstar.

	Sylvia M. Burwell, 2012, sub. Mar. 4, 2013	Company	Newspaper Corp	Time Warner Cable	Undisclosed	J \$0 - 15,000	K \$15,001 - 50,000	L \$50,001 - 100,000	M \$100,001 - 250,000	N \$250,001 - 500,000	O \$500,001 - 1,000,000	TOTAL INVESTED (\$, up to)
Legend:												
Income and Value:												
						J	K	L	M	N	O	
1	AllianzGI NFJ International Fund (ANJIX)							100,000				\$ 100,000
2	ALS Evergreen Chapter, Kent, WA, Advisory Board Member											
3	Amazon.com, Inc.					15,000						\$ 15,000
4	American Funds - Europacific Growth Fund (Class R-6)							100,000				\$ 100,000
5	Artisan Mid Cap Value Fund						50,000					\$ 50,000
6	Arvest Bank Cash Account (Checking)								250,000			\$ 250,000
7	Arvest Bank Cash Account (Savings)					15,000						\$ 15,000
8	Bank of American Cash Account (Checking)								250,000			\$ 250,000
9	Bill & Melinda Gates Foundation, President, Global Development											
10	Columbia Acorn International						50,000					\$ 50,000
11	Commercial Real Estate, Hinton, WV								250,000			\$ 250,000
12	Council on Foreign Relations, Board of Directors, Member											
13	Dodge & Cox International Stock Fund						50,000					\$ 50,000
14	Eaton Vance Parametric Tax-Managed Emerging Markets Fund (Institutional Class)					15,000						\$ 15,000
15	Fidelity Contrafund Fund						50,000					\$ 50,000
16	First Century Cash Account (Checking)							100,000				\$ 100,000
17	Goldman Sachs Absolute Return Tracker Fund (Class I)					1,000						\$ 1,000
18	Guggenheim Frontier Markets ETF Fund					15,000						\$ 15,000
19	Harbor Capital Appreciation Fund						50,000					\$ 50,000
20	Henderson International Opportunities Fund						50,000					\$ 50,000
21	ING Global Real Estate Fund						50,000					\$ 50,000
22	Invesco International Growth Fund							100,000				\$ 100,000
23	Invesco U.S. Small Cap Value Fund						50,000					\$ 50,000
24	Ipath Down Jones-UBS Commodity Index Total Return ETN						50,000					\$ 50,000
25	IQ Hedge Multi-Strategy Tracker ETF							100,000				\$ 100,000
26	iShares Barclays Tips Bond Fund					1,000						\$ 1,000
27	iShares Cohen & Steers Realty Majors Index Fund					1,000						\$ 1,000
28	iShares Core S&P Mid-Cap ETF (previously The iShares S&P MidCap 400 Index Fund)					15,000						\$ 15,000
29	iShares Core S&P Small-Cap ETF (previously The iShares S&P Small Cap 600 Index Fund)						50,000					\$ 50,000
30	iShares MSCI EAFE Index Fund					15,000						\$ 15,000
31	iShares Russell 2000 Growth Fund Index						50,000					\$ 50,000
32	iShares S&P National Amt-Free Muni bond ETF						50,000					\$ 50,000
33	iShares S&P Short Term National Amt-Free Municipal Bond Fund							100,000				\$ 100,000
34	iShares Trust Russell 3000 Index Fund					15,000						\$ 15,000
35	JP Morgan Research Market Neutral Institutional Fund					15,000						\$ 15,000
36	Lazard Developing Markets Equity Portfolio (Institutional Shares)					15,000						\$ 15,000
37	Loan to Mr. Schnurman					15,000						\$ 15,000
38	Mainstay Floating Rate Fund							100,000				\$ 100,000
39	Mainstay Marketfield Fund						50,000					\$ 50,000
40	Matthews Asian Growth & Income Fund						50,000					\$ 50,000
41	Metlife Inc. (Common Stock)								250,000			\$ 250,000
42	MetLife, Inc. Directors Deferred Compensation (Metlife, Inc. Common Stock Recievable)										1,000,000	\$ 1,000,000

SYLVIA M. BURWELL, Secretary designate, Health & Human Services Department, Financial Disclosure, 2012, submitted Mar. 4, 2013, HealthCare.gov and Facebook Cartel Holdings

Special Note: Sylvia M. Burwell holds 274 stocks in funds directly associated with Facebook interests, including numerous no-bid vendors to HealthCare.gov.

Sources: Sylvia M. Burwell, Financial Disclosure, 20112 Morningstar.

Sylvia M. Burwell, 2012, sub. Mar. 4, 2013		Company	News Corp	Time Warner Cable	Un disclosed	J \$0-15,000	K \$15,001-50,000	L \$50,001-100,000	M \$100,001-250,000	N \$250,001-500,000	O \$500,001-1,000,000	TOTAL INVESTED (\$, up to)
43	MetLife, Inc. Directors Fee (Paid in Cash and Stock)									300,234		\$ 300,234
44	MetLife, Inc. Vested Stock Options				15,000							\$ 15,000
45	MetLife, Inc., New York, NY, Director											
46	Nebraska 529 Direct College Savings Plan: Bank Savings Investment Option				15,000							\$ 15,000
47	Nuveen Real Estate Securities Fund (Class I)				15,000							\$ 15,000
48	Pete G. Peterson Foundation, New York, NY, Advisory Board Member											
49	Pimco Emerging Local Bond Fund				15,000							\$ 15,000
50	Pimco Total Return Fund I							250,000				\$ 250,000
51	Pimco Total Return III Fund					50,000						\$ 50,000
52	Pioneer Strategic Income				15,000							\$ 15,000
53	Powershares FYSE RAFI US 1000 ETF						50,000					\$ 50,000
54	Prudential Jennison 20/20 Focus Fund						50,000					\$ 50,000
55	Residential Real Estate, Hinton, WV						50,000					\$ 50,000
56	Robeco Boston Partners Long/Short Equity Fund						50,000					\$ 50,000
57	Schwab Strategic Trust International Equity ETF						50,000					\$ 50,000
58	Schwab US Treasury Money Fund									1,000,000		\$ 1,000,000
59	SPDR Barclays Capital International Treasury Bond ETF				15,000							\$ 15,000
60	SPDR Dow Joes Wilshire International Real Estate ETF				1,000							\$ 1,000
61	SSgA S&P 500 Index Fund							100,000				\$ 100,000
62	State Street - SPDR MSCI ACWI EX-US Index (ETF)							100,000				\$ 100,000
63	T.Rowe Price Large Cap Growth Fund				15,000							\$ 15,000
64	T.Rowe Price Mid Cap Equity Growth Fund						50,000					\$ 50,000
65	Templeton Global Bond Fund					50,000						\$ 50,000
66	Templeton Global TotalReturn Fund							100,000				\$ 100,000
67	Templeton Institutional Funds-Foreign Smaller Companies Series Fund				15,000							\$ 15,000
68	The Merger Fund							250,000				\$ 250,000
69	The Nike Foundation, Beaverton, OR, Advisory Group											
70	Tributary Small Company Fund				15,000							\$ 15,000
71	Unvested Wal-Mart Stores, Inc. Performance Shares (Vest 1/31/2013 and 1/31/2015)							250,000				\$ 250,000
72	Unvested Wal-Mart Stores, Inc. Rest. Stock (Vest 12/31/13, 12/31/14, 12/31/2015, and 4/23/15)									1,000,000		\$ 1,000,000
73	Van Eck Global Hard Assets Fund				15,000							\$ 15,000
74	Vanguard Dividend Appreciation ETF				15,000							\$ 15,000
75	Vanguard FTSE Emerging Markets ETF						50,000					\$ 50,000
76	Vanguard Index 500 Fund						50,000					\$ 50,000
77	Vanguard Inflation-Protected Securities Fund				15,000							\$ 15,000
78	Vanguard Money Market Fund						50,000					\$ 50,000
79	Vanguard REIT Index Fund							250,000				\$ 250,000
80	Vanguard Short Term Bond ETF						50,000					\$ 50,000
81	Vanguard Short-Term Bond Index Fund Institutional Plus						50,000					\$ 50,000
82	Vanguard Total Bond Market							250,000				\$ 250,000
83	Vanguard Total Bond Market (ETF)				1,000							\$ 1,000
84	Vested Wal-Mart Stores, Inc. Performance Shares							250,000				\$ 250,000
85	Wal-Mart Stores, Inc. Deferred Compensation (Cash Recievable)							250,000				\$ 250,000
86	Wal-Mart Stores, Inc. FY 2013 Cash Incentive Receivable									500,000		\$ 500,000

SYLVIA M. BURWELL, Secretary designate, Health & Human Services Department, Financial Disclosure, 2012, submitted Mar. 4, 2013, HealthCare.gov and Facebook Cartel Holdings

Special Note: Sylvia M. Burwell holds 274 stocks in funds directly associated with Facebook interests, including numerous no-bid vendors to HealthCare.gov.

Sources: Sylvia M. Burwell, Financial Disclosure, 20112 Morningstar.

Sylvia M. Burwell, 2012, sub. Mar. 4, 2013		Company	I - News Corp	Time Warner Cable	Undisclosed	J - \$0 - 15,000	K - \$15,001 - 50,000	L - \$50,001 - 100,000	M - \$100,001 - 250,000	N - \$250,001 - 500,000	O - \$500,001 - 1,000,000	TOTAL INVESTED (\$, up to)
87	Wal-Mart Stores, Inc. Salary										407,115	\$ 407,115
88	Wal-Mart Stores, Inc. Signing Bonus										500,000	\$ 500,000
89	Wal-Mart Stores, Inc., Bentonville, AR, President, Walmart Foundation & Vice Pres., Wal-Mart Stores											
Total Funds holding Facebook interests =		8	0	\$ 335,000	\$ 1,350,000	\$ 1,000,000	\$ 2,750,000	\$ 300,234	\$ 4,407,115	\$ 10,142,349		
Cumulative total number of Facebook interests within the Funds =		280		\$ 335,000	\$ 1,685,000	\$ 2,685,000	\$ 5,435,000	\$ 5,735,234	\$ 10,142,349			

Facebook Shares as of June 30, 2012

RANK	NAME	TOTAL AUM	FB SHARES AS OF JUNE 30
1	Goldman Sachs Asset Management, L.P. (U.S.)	82,329.1	36,634,486.0
2	Baillie Gifford & Company	60,809.1	19,380,440.0
3	Fidelity Management & Research Company	544,656.5	18,774,915.0
4	T. Rowe Price Associates, Inc.	338,744.6	18,663,997.0
5	Morgan Stanley Investment Management, Inc. (U.S.)	54,113.2	16,362,788.0
6	BlackRock Fund Advisors	768,143.8	11,690,656.0
7	Sands Capital Management, LLC	22,157.4	11,649,292.0
8	Jennison Associates, LLC	80,316.4	9,691,825.0
9	The Vanguard Group, Inc.	908,526.5	9,582,480.0
10	Capital Research Global Investors (U.S.)	366,059.2	8,273,200.0

Source: "Who Else Has a Big Bet on Facebook" by Telis Demos, *The Wall Street Journal*, Aug. 24, 2012

Ethics Rule on Conflicts of Interest:

"Disqualifying financial interests," prohibits an employee from participating in an official government capacity in a matter in which he has a financial interest" 5 C.F.R. Part 2635 Subpart D.

**SYLVIA M. BURWELL, Secretary designate, Health & Human Services Department, Financial Disclosure,
2012, submitted Mar. 4, 2013, HealthCare.gov and Facebook Cartel Holdings**

Special Note: Sylvia M. Burwell holds 274 stocks in funds directly associated with Facebook interests, including numerous no-bid vendors to HealthCare.gov.

Sources: Sylvia M. Burwell, Financial Disclosure, 20112 Morningstar.

Sylvia M. Burwell, 2012, sub. Mar. 4, 2013	
Legend:	
	Income and Value:
1	AllianzGI NFJ International Fund (ANJIX)
2	ALS Evergreen Chapter, Kent, WA, Advisory Board Member
3	Amazon.com, Inc.
4	American Funds - Europacific Growth Fund (Class R-6)
5	Artisan Mid Cap Value Fund
6	Arvest Bank Cash Account (Checking)
7	Arvest Bank Cash Account (Savings)
8	Bank of American Cash Account (Checking)
9	Bill & Melinda Gates Foundation, President, Global Development
10	Columbia Acorn International
11	Commercial Real Estate, Hinton, WV
12	Council on Foreign Relations, Board of Directors, Member
13	Dodge & Cox International Stock Fund
14	Eaton Vance Parametric Tax-Managed Emerging Markets Fund (Institutional Class)
15	Fidelity Contrafund Fund
16	First Century Cash Account (Checking)
17	Goldman Sachs Absolute Return Tracker Fund (Class I)
18	Guggenheim Frontier Markets ETF Fund
19	Harbor Capital Appreciation Fund
20	Henderson International Opportunities Fund
21	ING Global Real Estate Fund
22	Invesco International Growth Fund
23	Invesco U.S. Small Cap Value Fund
24	Ipath Down Jones-UBS Commodity Index Total Return ETN
25	IQ Hedge Multi-Strategy Tracker ETF
26	iShares Barclays Tips Bond Fund
27	iShares Cohen & Steers Realty Majors Index Fund
28	iShares Core S&P Mid-Cap ETF (previously The iShares S&P MidCap 400 Index Fund)
29	iShares Core S&P Small-Cap ETF (previously The iShares S&P Small Cap 600 Index Fund)
30	iShares MSCI EAFE Index Fund
31	iShares Russell 2000 Growth Fund Index
32	iShares S&P National Amt-Free Muni bond ETF
33	iShares S&P Short Term National Amt-Free Municipal Bond Fund
34	iShares Trust Russell 3000 Index Fund
35	JP Morgan Research Market Neutral Institutional Fund
36	Lazard Developing Markets Equity Portfolio (Institutional Shares)
37	Loan to Mr. Schnurman
38	Mainstay Floating Rate Fund
39	Mainstay Marketfield Fund
40	Matthews Asian Growth & Income Fund
41	Metlife Inc. (Common Stock)
42	MetLife, Inc. Directors Deferred Compensation (Metlife, Inc. Common Stock Recievable)

**SYLVIA M. BURWELL, Secretary designate, Health & Human Services Department, Financial Disclosure,
2012, submitted Mar. 4, 2013, HealthCare.gov and Facebook Cartel Holdings**

Special Note: Sylvia M. Burwell holds 274 stocks in funds directly associated with Facebook interests, including numerous no-bid vendors to HealthCare.gov.

Sources: Sylvia M. Burwell, Financial Disclosure, 20112 Morningstar.

	Sylvia M. Burwell, 2012, sub. Mar. 4, 2013
43	MetLife, Inc. Directors Fee (Paid in Cash and Stock)
44	MetLife, Inc. Vested Stock Options
45	MetLife, Inc., New York, NY, Director
46	Nebraska 529 Direct College Savings Plan: Bank Savings Investment Option
47	Nuveen Real Estate Securities Fund (Class I)
48	Pete G. Peterson Foundation, New York, NY, Advisory Board Member
49	Pimco Emerging Local Bond Fund
50	Pimco Total Return Fund I
51	Pimco Total Return III Fund
52	Pioneer Strategic Income
53	Powershares FYSE RAFI US 1000 ETF
54	Prudential Jennison 20/20 Focus Fund
55	Residential Real Estate, Hinton, WV
56	Robeco Boston Partners Long/Short Equity Fund
57	Schwab Strategic Trust International Equity ETF
58	Schwab US Treasury Money Fund
59	SPDR Barclays Capital International Treasury Bond ETF
60	SPDR Dow Joes Wilshire International Real Estate ETF
61	SSgA S&P 500 Index Fund
62	State Street - SPDR MSCI ACWI EX-US Index (ETF)
63	T.Rowe Price Large Cap Growth Fund
64	T.Rowe Price Mid Cap Equity Growth Fund
65	Templeton Global Bond Fund
66	Templeton Global TotalReturn Fund
67	Templeton Institutional Funds-Foreign Smaller Companies Series Fund
68	The Merger Fund
69	The Nike Foundation, Beaverton, OR, Advisory Group
70	Tributary Small Company Fund
71	Unvested Wal-Mart Stores, Inc. Performance Shares (Vest 1/31/2013 and 1/31/2015)
72	Unvested Wal-Mart Stores, Inc. Rest. Stock (Vest 12/31/13, 12/31/14, 12/31/2015, and 4/23/15)
73	Van Eck Global Hard Assets Fund
74	Vanguard Dividend Appreciation ETF
75	Vanguard FTSE Emerging Markets ETF
76	Vanguard Index 500 Fund
77	Vanguard Inflation-Protected Securities Fund
78	Vanguard Money Market Fund
79	Vanguard REIT Index Fund
80	Vanguard Short Term Bond ETF
81	Vanguard Short-Term Bond Index Fund Institutional Plus
82	Vanguard Total Bond Market
83	Vanguard Total Bond Market (ETF)
84	Vested Wal-Mart Stores, Inc. Performance Shares
85	Wal-Mart Stores, Inc. Deferred Compensation (Cash Recievable)
86	Wal-Mart Stores, Inc. FY 2013 Cash Incentive Receivable

SYLVIA M. BURWELL, Secretary designate, Health & Human Services Department, Financial Disclosure, 2012, submitted Mar. 4, 2013, HealthCare.gov and Facebook Cartel Holdings

Special Note: Sylvia M. Burwell holds 274 stocks in funds directly associated with Facebook interests, including numerous no-bid vendors to HealthCare.gov.

Sources: Sylvia M. Burwell, Financial Disclosure, 20112 Morningstar.

	Sylvia M. Burwell, 2012, sub. Mar. 4, 2013
87	Wal-Mart Stores, Inc. Salary
88	Wal-Mart Stores, Inc. Signing Bonus
89	Wal-Mart Stores, Inc., Bentonville, AR, President, Walmart Foundation & Vice Pres., Wal-Mart Stores

Total Funds holding Facebook interests =




Cumulative total number of Facebook interests within the Funds =

Facebook Shares as of June 30, 2012

RANK	NAME	TOTAL AUM	FB SHARES AS OF JUNE 30
1	Goldman Sachs Asset Management, L.P. (U.S.)	82,329.1	36,634,486.0
2	Baillie Gifford & Company	60,809.1	19,380,440.0
3	Fidelity Management & Research Company	544,656.5	18,774,915.0
4	T. Rowe Price Associates, Inc.	338,744.6	18,663,997.0
5	Morgan Stanley Investment Management, Inc. (U.S.)	54,113.2	16,362,788.0
6	BlackRock Fund Advisors	768,143.8	11,690,656.0
7	Sands Capital Management, LLC	22,157.4	11,649,292.0
8	Jennison Associates, LLC	80,316.4	9,691,825.0
9	The Vanguard Group, Inc.	908,526.5	9,582,480.0
10	Capital Research Global Investors (U.S.)	366,059.2	8,273,200.0

Source: "Who Else Has a Big Bet on Facebook" by Telis Demos, *The Wall Street Journal*, Aug. 24, 2012

Executive Branch Personnel PUBLIC FINANCIAL DISCLOSURE REPORT

Date of Appointment, Candidacy, Election, or Nomination (Month, Day, Year)	Reporting Status (Check Appropriate Boxes) <input type="checkbox"/>	Incumbent <input type="checkbox"/>	Calendar Year Covered by Report	New Entrant, Nominee, or Candidate <input checked="" type="checkbox"/>	Termination Filer <input type="checkbox"/>	Termination Date (If Applicable) (Month, Day, Year)	Fee for Late Filing Any individual who is required to file this report and does so more than 30 days after the date the report is required to be filed, or, if an extension is granted, more than 30 days after the last day of the filing extension period, shall be subject to a \$200 fee.	
Reporting Individual's Name	Last Name Burwell		First Name and Middle Initial Sylvia M					
Position for Which Filing	Title of Position Director		Department or Agency (If Applicable) Office of Management and Budget					Reporting Periods Incumbents: The reporting period is the preceding calendar year except Part II of Schedule C and Part I of Schedule D where you must also include the filing year up to the date you file. Part II of Schedule D is not applicable.
Location of Present Office (or forwarding address)	Address (Number, Street, City, State, and ZIP Code) 725 17th Street, NW, Washington DC 20503				Telephone No. (Include Area Code) 202-395-4840			
Position(s) Held with the Federal Government During the Preceding 12 Months (If Not Same as Above)	Title of Position(s) and Date(s) Held None							Termination Filers: The reporting period begins at the end of the period covered by your previous filing and ends at the date of termination. Part II of Schedule D is not applicable.
Presidential Nominees Subject to Senate Confirmation	Name of Congressional Committee Considering Nomination Committee on Homeland Security and Governmental Affairs; Budget Committee			Do You Intend to Create a Qualified Diversified Trust? <input type="checkbox"/> Yes <input checked="" type="checkbox"/> No				
Certification	Signature of Reporting Individual 					Date (Month, Day, Year) 3/4/2013		Nominees, New Entrants and Candidates for President and Vice President: Schedule A-- The reporting period for income (BLOCK C) is the preceding calendar year and the current calendar year up to the date of filing. Value assets as of any date you choose that is within 31 days of the date of filing. Schedule B-- Not applicable. Schedule C, Part I (Liabilities)-- The reporting period is the preceding calendar year and the current calendar year up to any date you choose that is within 31 days of the date of filing. Schedule C, Part II (Agreements or Arrangements)-- Show any agreements or arrangements as of the date of filing. Schedule D-- The reporting period is the preceding two calendar years and the current calendar year up to the date of filing.
Other Review (If desired by agency)	Signature of Other Reviewer					Date (Month, Day, Year)		
Agency Ethics Official's Opinion On the basis of information contained in this report, I conclude that the filer is in compliance with applicable laws and regulations (subject to any comments in the box below).	Signature of Designated Agency Ethics Official/Reviewing Official 					Date (Month, Day, Year) 3/4/2013		
Office of Government Ethics Use Only	Signature 					Date (Month, Day, Year) 3/21/13		
Comments of Reviewing Officials (If additional space is required, use the reverse side of this sheet)								
(Check box if filing extension granted & indicate number of days <input type="checkbox"/>)								
(Check box if comments are continued on the reverse side <input type="checkbox"/>)								
Agency Use Only								
OGE Use Only								

Reporting Individual's Name Burwell, Sylvia M.	SCHEDULE A	Page Number 1
---	-------------------	------------------

Assets and Income BLOCK A	Valuation of Assets at close of reporting period BLOCK B										Income: type and amount. If "None (or less than \$201)" is checked, no other entry is needed in Block C for that item. BLOCK C																		
<p>For you, your spouse, and dependent children, report each asset held for investment or the production of income which had a fair market value exceeding \$1,000 at the close of the reporting period, or which generated more than \$200 in income during the reporting period, together with such income.</p> <p>For yourself, also report the source and actual amount of earned income exceeding \$200 (other than from the U.S. Government). For your spouse, report the source but not the amount of earned income of more than \$1,000 (except report the actual amount of any honoraria over \$200 of your spouse).</p> <p>None <input type="checkbox"/></p>											Type		Amount								Other Income (Specify Type & Actual Amount)	Date (Mo., Day, Yr.)							
											Dividends	Rents and Royalties	Interest	Capital Gains															
										None (or less than \$201)	\$201 - \$500	\$501 - \$1,000	\$1,001 - \$2,500	\$2,501 - \$5,000	\$5,001 - \$15,000	\$15,001 - \$50,000	\$50,001 - \$100,000	Over \$1,000,000*	Over \$5,000,000										
Examples	Central Airlines Cozoman Doc Jones & Smith, Hometown, State Kempstone Equity Fund IRA: Heartland 500 Index Fund										X														Low Partnership Income \$110,000				
1	AllianzGI NFJ International Value Fund (ANJIX)																												
2	AMAZON.COM, INC.										X																		
3	Artisan Mid Cap Value Fund											X																	
4	Nebraska 529 Direct College Savings Plan: Bank Savings Investment Option																												
5	COLUMBIA ACORN INTERNATIONAL																												

* This category applies only if the asset/income is solely that of the filer's spouse or dependent children. If the asset/income is either that of the filer or jointly held by the filer with the spouse or dependent children, mark the other higher categories of value, as appropriate.

SCHEDULE A continued

Reporting Individual's Name
 Burwell, Sylvia M.

(Use only if needed)

BLOCK A	BLOCK B										BLOCK C										Other Income (Specify Type & Actual Amount)	Date (Mo., Day, Yr.) Only if Honoraria				
	Valuation of Assets at close of reporting period										Income: type and amount. If "None (or less than \$201)" is checked, no other entry is needed in Block C for that item.															
	None (or less than \$1,001)	\$1,001 - \$15,000	\$15,001 - \$50,000	\$50,001 - \$100,000	\$100,001 - \$250,000	\$250,001 - \$500,000	\$500,001 - \$1,000,000	Over \$1,000,000*	Excepted Trust	Qualified Trust	Dividends	Interest	Capital Gains	None (or less than \$201)	\$201 - \$1,000	\$1,001 - \$2,500	\$2,501 - \$5,000	\$5,001 - \$15,000	\$15,001 - \$50,000	\$50,001 - \$100,000			\$100,001 - \$1,000,000	Over \$1,000,000*	\$1,000,001 - \$5,000,000	Over \$5,000,000
1			X							X	X			X												
2	X									X	X		X													
3				X						X	X				X											
4			X							X	X			X												
5	X									X	X	X	X													
6	X									X	X	X				X										
7	X									X		X	X													
8	X									X	X		X													
9			X							X	X		X													

* This category applies only if the asset/income is solely that of the filer's spouse or dependent children. If the asset/income is either that of the filer or jointly held by the filer with the spouse or dependent children, mark the other higher categories of value, as appropriate.

Reporting Individual's Name
 Burwell, Sylvia M.

SCHEDULE A continued
 (Use only if needed)

Page Number
 3

BLOCK A	BLOCK B								BLOCK C										Other Income (Specify Type & Actual Amount)	Date (Mo., Day, Yr.) Only if Honoraria							
	Valuation of Assets at close of reporting period								Income: type and amount. If "None (or less than \$201)" is checked, no other entry is needed in Block C for that item.																		
	None (or less than \$201)		\$1,001 - \$15,000	\$15,001 - \$50,000	\$50,001 - \$100,000	\$100,001 - \$250,000	\$250,001 - \$500,000	\$500,001 - \$1,000,000	Over \$1,000,000*	None (or less than \$201)	Dividends	Interest	Capital Gains	None (or less than \$201)	\$201 - \$1,000	\$1,001 - \$2,500	\$2,501 - \$5,000	\$5,001 - \$15,000			\$15,001 - \$50,000	\$50,001 - \$100,000	\$100,001 - \$500,000	Over \$500,000			
1			X						X				X														
2			X						X				X		X												
3				X					X						X												
4			X						X				X		X												
5			X										X	X													
6				X					X					X													
7			X						X					X													
8		X							X				X				X										
9		X							X				X														

* This category applies only if the asset/income is solely that of the filer's spouse or dependent children. If the asset/income is either that of the filer or jointly held by the filer with the spouse or dependent children, mark the other higher categories of value, as appropriate.

Reporting Individual's Name

SCHEDULE A continued

Page Number

Burwell, Sylvia M.

(Use only if needed)

4

BLOCK A	BLOCK B								BLOCK C										Other Income (Specify Type & Actual Amount)	Date (Mo., Day, Yr.) Only if Honoraria						
	Valuation of Assets at close of reporting period								Income: type and amount. If "None (or less than \$201)" is checked, no other entry is needed in Block C for that item.																	
	None (or less than \$100)	\$1,001 - \$15,000	\$15,001 - \$50,000	\$50,001 - \$100,000	\$100,001 - \$250,000	\$250,001 - \$500,000	Over \$1,000,000*	Over \$5,000,000	Corporate Investment Fund	Excepted Trust	Qualified Trust	Dividends	Interest	Capital Gains	None (or less than \$201)	\$201 - \$1,000	\$1,001 - \$2,500	\$2,501 - \$5,000			\$5,001 - \$15,000	\$15,001 - \$50,000	\$50,001 - \$100,000	Over \$1,000,000*	Over \$5,000,000	
1	ISHARES RUSSELL 2000 GROWTH INDEX FUND	X												X												
2	ISHARES CORE S&P 500 ETF (previously ISHARES S&P 500 INDEX ETF)		X								X															
3	iShares Core S&P Mid-Cap ETF (previously The iShares S&P MidCap 400 Index Fund)	X									X			X												
4	iShares Core S&P Small-Cap ETF (previously The iShares S&P Small Cap 600 Index Fund)		X								X			X												
5	ISHARES BARCLAYS TIPS BOND FUND	X									X		X					X								
6	ISHARES S&P SHORT TERM NATIONAL AMT-FREE MUNICIPAL BOND FUND			X							X			X												
7	ISHARES TRUST RUSSELL 3000 INDEX FUND	X									X			X												
8	JP MORGAN RESEARCH MARKET NEUTRAL INSTITUTIONAL FUND	X									X			X												
9	LAZARD DEVELOPING MARKETS EQUITY PORTFOLIO (INSTITUTIONAL SHARES)	X									X			X												

* This category applies only if the asset/income is solely that of the filer's spouse or dependent children. If the asset/income is either that of the filer or jointly held by the filer with the spouse or dependent children, mark the other higher categories of value, as appropriate.

Reporting Individual's Name
 Burwell, Sylvia M.

SCHEDULE A continued
 (Use only if needed)

Assets and Income BLOCK A		Valuation of Assets at close of reporting period BLOCK B										Income: type and amount. If "None (or less than \$201)" is checked, no other entry is needed in Block C for that item. BLOCK C										Other Income (Specify Type & Actual Amount)	Date (Mo., Day, Yr.) Only if Honoraria													
		None (or less than \$1,001)	\$1,001 - \$15,000	\$15,001 - \$50,000	\$50,001 - \$100,000	\$100,001 - \$250,000	\$250,001 - \$500,000	\$500,001 - \$1,000,000	Over \$1,000,000*	\$1,000,001 - \$5,000,000	\$5,000,001 - \$25,000,000	\$25,000,001 - \$50,000,000	Over \$50,000,000	Excepted Trust	Charitable Trust	Dividends	Real and Personal Property	Interest	Capital Gains	None (or less than \$201)	\$101 - \$500			\$1,001 - \$2,500	\$2,501 - \$5,000	\$5,001 - \$15,000	\$15,001 - \$50,000	\$50,001 - \$100,000	\$100,001 - \$500,000	Over \$1,000,000*	\$1,000,001 - \$5,000,000	Over \$5,000,000				
1	MAINSTAY FLOATING RATE FUND			X								X			X																					
2	MAINSTAY MARKETFIELD FUND			X								X																								
3	MATTHEWS ASIAN GROWTH & INCOME FUND			X								X			X																					
4	THE MERGER FUND (MERFX)				X							X			X							X														
5	METLIFE INC. (COMMON STOCK)					X									X								X													
6	PIMCO EMERGING LOCAL BOND FUND	X										X			X																					
7	PIMCO TOTAL RETURN FUND I				X							X			X								X													
8	PIMCO TOTAL RETURN III FUND	X										X			X							X														
9																																				

* This category applies only if the asset/income is solely that of the filer's spouse or dependent children. If the asset/income is either that of the filer or jointly held by the filer with the spouse or dependent children, mark the other higher categories of value, as appropriate.

Reporting Individual's Name
 Burwell, Sylvia M.

SCHEDULE A continued
 (Use only if needed)

BLOCK A	BLOCK B										BLOCK C										Other Income (Specify Type & Actual Amount)	Date (Mo., Day, Yr.) Only if Honoraria					
	Valuation of Assets at close of reporting period										Income: type and amount. If "None (or less than \$201)" is checked, no other entry is needed in Block C for that item.																
	None (or less than \$1,000)		\$1,001 - \$15,000	\$15,001 - \$50,000	\$50,001 - \$100,000	\$100,001 - \$250,000	\$250,001 - \$500,000	\$500,001 - \$1,000,000	Over \$1,000,000*	None (or less than \$201)	Dividends	Royalties	Interest	Capital Gains	None (or less than \$201)	\$201 - \$500	\$501 - \$1,000	\$1,001 - \$2,500	\$2,501 - \$5,000	\$5,001 - \$15,000			\$15,001 - \$50,000	\$50,001 - \$100,000	\$100,001 - \$1,000,000*	Over \$1,000,000*	Over \$5,000,000
1			X						X								X										
2		X							X								X										
3			X						X								X										
4			X						X				X				X										
5			X						X				X				X										
6						X			X					X													
7			X						X								X										
8		X							X								X										
9																											

* This category applies only if the asset/income is solely that of the filer's spouse or dependent children. If the asset/income is either that of the filer or jointly held by the filer with the spouse or dependent children, mark the other higher categories of value, as appropriate.

Reporting Individual's Name

Bunwell, Sylvia M.

SCHEDULE A continued

(Use only if needed)

Page Number

7

BLOCK A	BLOCK B								BLOCK C																	
	Valuation of Assets at close of reporting period								Income: type and amount. If "None (or less than \$201)" is checked, no other entry is needed in Block C for that item.																	
	Assets and Income										Type	Amount									Other Income (Specify Type & Actual Amount)	Date (Mo., Day, Yr.) Only if Honoraria				
										Dividends	None (or less than \$201)	\$1,001 - \$2,500	\$5,001 - \$15,000	\$50,001 - \$100,000	Over \$1,000,000*	Over \$5,000,000										
1	SPDR DOW JONES WILSHIRE INTERNATIONAL REAL ESTATE ETF	X										X														
2	SSG S & P 500 INDEX FUND (SVSPX)		X																							
3	STATE STREET - SPDR MSCI ACWI EX-US INDEX (ETF)			X																						
4	T. ROWE PRICE MID CAP EQUITY GROWTH FUND (PMEGX)		X									X														
5	T. ROWE PRICE LARGE CAP GROWTH FUND (TRLGX)	X																								
6	TEMPLETON GLOBAL BOND FUND		X									X														
7	TEMPLETON GLOBAL TOTALRETURN FUND			X								X														
8	TEMPLETON INSTITUTIONAL FUNDS- FOREIGN SMALLER COMPANIES SERIES FUND	X										X		X												
9	TRIBUTARY SMALL COMPANY FUND	X																								

* This category applies only if the asset/income is solely that of the filer's spouse or dependent children. If the asset/income is either that of the filer or jointly held by the filer with the spouse or dependent children, mark the other higher categories of value, as appropriate.

SCHEDULE A continued

(Use only if needed)

Reporting Individual's Name
 Burwell, Sylvia M.

Assets and Income BLOCK A		Valuation of Assets at close of reporting period BLOCK B										Income: type and amount. If "None (or less than \$201)" is checked, no other entry is needed in Block C for that item. BLOCK C																					
		None (or less than \$1,001)	\$1,001 - \$15,000	\$15,001 - \$50,000	\$50,001 - \$100,000	\$100,001 - \$250,000	\$250,001 - \$500,000	\$500,001 - \$1,000,000	Over \$1,000,000*	\$1,000,001 - \$5,000,000	\$5,000,001 - \$25,000,000	\$25,000,001 - \$50,000,000	Over \$50,000,000	Employed Investment Fund	Excepted Trust	Qualified Plan	Dividends	Interest	Capital Gains	None (or less than \$201)	\$201 - \$1,000	\$1,001 - \$2,500	\$2,501 - \$5,000	\$5,001 - \$15,000	\$15,001 - \$50,000	\$50,001 - \$100,000	\$100,001 - \$1,000,000	Over \$1,000,000*	\$1,000,001 - \$5,000,000	Over \$5,000,000	Other Income (Specify Type & Actual Amount)	Date (Mo., Day, Yr.) Only if Honorary	
1	VAN ECK GLOBAL HARD ASSETS FUND		X										X					X	X														
2	VANGUARD DIVIDEND APPRECIATION ETF		X										X							X													
3	VANGUARD DIVIDEND GROWTH FUND			X									X					X			X												
4	VANGUARD EQUITY INCOME FUND		X										X						X														
5	VANGUARD EXTENDED MARKET INDEX FUND		X										X						X														
6	VANGUARD INDEX 500 FUND			X									X							X													
7	VANGUARD INFLATION-PROTECTED SECURITIES FUND		X										X						X														
8	VANGUARD MONEY MARKET FUND (VMRXX)			X									X						X														
9	VANGUARD FTSE EMERGING MARKETS ETF (VWO)			X									X							X													

* This category applies only if the asset/income is solely that of the filer's spouse or dependent children. If the asset/income is either that of the filer or jointly held by the filer with the spouse or dependent children, mark the other higher categories of value, as appropriate.

Reporting Individual's Name
 Burwell, Sylvia M.

SCHEDULE A continued
 (Use only if needed)

Page Number
 9

BLOCK A	Valuation of Assets at close of reporting period											Income: type and amount. If "None (or less than \$201)" is checked, no other entry is needed in Block C for that item.														
	BLOCK B											BLOCK C														
	None (or less than \$1,001) \$1,001 - \$15,000 \$15,001 - \$50,000 \$50,001 - \$100,000 \$100,001 - \$250,000 \$250,001 - \$500,000 \$500,001 - \$1,000,000 Over \$1,000,000*											None (or less than \$201) \$201 - \$1,000 \$1,001 - \$2,500 \$2,501 - \$5,000 \$5,001 - \$15,000 \$15,001 - \$50,000 Over \$50,000											Type	Other Income (Specify Type & Actual Amount)	Date (Mo., Day, Yr.) Only if Honorary	
																						Dividends Net and Royalties Interest Capital Gains None (or less than \$201) \$201 - \$1,000 \$1,001 - \$2,500 \$2,501 - \$5,000 \$5,001 - \$15,000 \$15,001 - \$50,000 Over \$50,000				
1	VANGUARD REIT INDEX FUND (VGSNX)																						X			
2	VANGUARD SHORT TERM BOND ETF (BND)																						X	X		
3	VANGUARD SHORT-TERM BOND INDEX FUND INSTITUTIONAL PLUS																						X			
4	VANGUARD TOTAL BOND MARKET (ETF) (BSV)																						X	X		
5	VANGUARD TOTAL BOND MARKET (VBIX)																						X	X		
6																										
7																										
8																										
9																										

* This category applies only if the asset/income is solely that of the filer's spouse or dependent children. If the asset/income is either that of the filer or jointly held by the filer with the spouse or dependent children, mark the other higher categories of value, as appropriate.

Reporting Individual's Name Burwell, Sylvia M.	SCHEDULE A continued (Use only if needed)	Page Number 10
--	---	--------------------------

Assets and Income BLOCK A	Valuation of Assets at close of reporting period BLOCK B										Income: type and amount. If "None (or less than \$201)" is checked, no other entry is needed in Block C for that item. BLOCK C																	
											Type		Amount															
											Dividends Rent and Royalties	Interest	None (or less than \$201)	\$201 - \$1,000	\$1,001 - \$2,500	\$2,501 - \$5,000	\$5,001 - \$15,000	\$15,001 - \$50,000	\$50,001 - \$100,000	Over \$1,000,000*			\$1,000,001 - \$5,000,000	Over \$5,000,000	Other Income (Specify Type & Actual Amount)	Date (Mo., Day, Yr.) Only if Honoraria		
										Capital Gains																		
1													X															
Commerical Real Estate, Hinton, WV																												
2													X															
Residential Real Estate, Hinton WV																												
3											X			X														
Loan to Mr. Schnurman																												
4													X	X														
Bank of America Cash Account (Checking)																												
5														X	X													
First Century Cash Account (Checking)																												
6														X	X													
Arvest Bank Cash Account (Checking)																												
7											X			X														
Arvest Bank Cash Account (Savings)																												
8																												
9																												

* This category applies only if the asset/income is solely that of the filer's spouse or dependent children. If the asset/income is either that of the filer or jointly held by the filer with the spouse or dependent children, mark the other higher categories of value, as appropriate.

Reporting Individual's Name Burwell, Sylvia M.	SCHEDULE A continued (Use only if needed)	Page Number 11
---	---	-------------------

Assets and Income BLOCK A	Valuation of Assets at close of reporting period BLOCK B										Income: type and amount. If "None (or less than \$201)" is checked, no other entry is needed in Block C for that item. BLOCK C																						
	None (or less than \$1,000)	\$1,001 - \$15,000	\$15,001 - \$50,000	\$50,001 - \$100,000	\$100,001 - \$250,000	\$250,001 - \$500,000	\$500,001 - \$1,000,000	Over \$1,000,000*	\$1,000,001 - \$5,000,000	\$5,000,001 - \$25,000,000	\$25,000,001 - \$50,000,000	Over \$50,000,000	Excepted by statute or fund	Excepted Trust	Qualified Trust	Type	Amount						Other Income (Specify Type & Actual Amount)	Date (Mo., Day, Yr.) Only if Honorary									
															Dividends	Rents and Royalties	Interest	Capital Gains	None (or less than \$201)	\$201 - \$1,000	\$1,001 - \$2,500	\$2,501 - \$5,000	\$5,001 - \$15,000	\$15,001 - \$50,000	\$50,001 - \$100,000	\$100,001 - \$500,000	Over \$1,000,000*	\$1,000,001 - \$5,000,000	Over \$5,000,000				
1 MetLife, Inc. Directors Deferred Compensation (Metlife, Inc. Common Stock Receivable)						X													X														
2 MetLife, Inc. Directors Fees (Paid In Cash and Stock)																														3300,234			
3 MetLife, Inc. Vested Stock Options	X																			X													
4																																	
5																																	
6																																	
7																																	
8																																	
9																																	

* This category applies only if the asset/income is solely that of the filer's spouse or dependent children. If the asset/income is either that of the filer or jointly held by the filer with the spouse or dependent children, mark the other higher categories of value, as appropriate.

SCHEDULE A continued

(Use only if needed)

Reporting Individual's Name
 Burwell, Sylvia M.

BLOCK A	BLOCK B										BLOCK C										Other Income (Specify Type & Actual Amount)	Date (Mo., Day, Yr.) Only if Honoraria															
	Valuation of Assets at close of reporting period										Income: type and amount. If "None (or less than \$201)" is checked, no other entry is needed in Block C for that item.																										
	None (or less than \$201)	\$1,001 - \$15,000	\$15,001 - \$50,000	\$50,001 - \$100,000	\$100,001 - \$250,000	\$250,001 - \$500,000	\$500,001 - \$1,000,000	Over \$1,000,000*	\$1,000,001 - \$5,000,000	\$5,000,001 - \$25,000,000	\$25,000,001 - \$50,000,000	Over \$50,000,000	Excluded Assets/Intangible Assets	Excepted Trust	Charitable Trust	Dividends	Interest	Capital Gains	None (or less than \$201)	\$201 - \$1,000			\$1,001 - \$2,500	\$2,501 - \$5,000	\$5,001 - \$15,000	\$15,001 - \$50,000	\$50,001 - \$100,000	\$100,001 - \$1,000,000	Over \$1,000,000*	\$1,000,001 - \$5,000,000	Over \$5,000,000						
1				X														X																			
2				X														X																			
3					X													X																			
4																																				Salary \$407,115	
5																																				Signing Bonus \$500,000	
6					X													X																			
7				X														X																			
8																																					
9																																					

* This category applies only if the asset/income is solely that of the filer's spouse or dependent children. If the asset/income is either that of the filer or jointly held by the filer with the spouse or dependent children, mark the other higher categories of value, as appropriate.

Do not complete Schedule B if you are a new entrant, nominee, or Vice Presidential or Presidential Candidate

Reporting Individual's Name Burwell, Sylvia M.	SCHEDULE B	Page Number 13
--	-------------------	--------------------------

Part I: Transactions

None

Report any purchase, sale, or exchange by you, your spouse, or dependent children during the reporting period of any real property, stocks, bonds, commodity futures, and other securities when the amount of the transaction exceeded \$1,000. Include transactions that resulted in a loss.

Do not report a transaction involving property used solely as your personal residence, or a transaction solely between you, your spouse, or dependent child. Check the "Certificate of divestiture" block to indicate sales made pursuant to a certificate of divestiture from OGE.

	Identification of Assets	Transaction Type (x)			Date (Mo., Day, Yr.)	Amount of Transaction (x)													
		Purchase	Sale	Exchange		\$1,001 - \$15,000	\$15,001 - \$50,000	\$50,001 - \$100,000	\$100,001 - \$250,000	\$250,001 - \$500,000	\$500,001 - \$1,000,000	Over \$1,000,000*	\$1,000,001 - \$5,000,000	\$5,000,001 - \$25,000,000	\$25,000,001 - \$50,000,000	Over \$50,000,000	Certificate of divestiture		
	Example: Central Airlines Common	x			2/1/99			x											
1																			
2																			
3																			
4																			
5																			

* This category applies only if the underlying asset is solely that of the filer's spouse or dependent children. If the underlying asset is either held by the filer or jointly held by the filer with the spouse or dependent children, use the other higher categories of value, as appropriate.

Part II: Gifts, Reimbursements, and Travel Expenses

For you, your spouse and dependent children, report the source, a brief description, and the value of: (1) gifts (such as tangible items, transportation, lodging, food, or entertainment) received from one source totaling more than \$350 and (2) travel-related cash reimbursements received from one source totaling more than \$350. For conflicts analysis, it is helpful to indicate a basis for receipt, such as personal friend, agency approval under 5 U.S.C. § 4111 or other statutory authority, etc. For travel-related gifts and reimbursements, include travel itinerary, dates, and the nature of expenses provided. Exclude anything given to you by

the U.S. Government; given to your agency in connection with official travel; received from relatives; received by your spouse or dependent child totally independent of their relationship to you; or provided as personal hospitality at the donor's residence. Also, for purposes of aggregating gifts to determine the total value from one source, exclude items worth \$140 or less. See instructions for other exclusions.

None

	Source (Name and Address)	Brief Description	Value
	Examples: Nat'l Assn. of Rock Collectors, NY, NY Frank Jones, San Francisco, CA	Airline ticket, hotel room & meals incident to national conference 6/15/99 (personal activity unrelated to duty) Leather briefcase (personal friend)	\$500 \$385
1			
2			
3			
4			
5			

Reporting Individual's Name Burwell, Sylvia M.	SCHEDULE C	Page Number 14
--	------------	--------------------------

Part I: Liabilities

Report liabilities over \$10,000 owed to any one creditor at any time during the reporting period by you, your spouse, or dependent children. Check the highest amount owed during the reporting period. Exclude a mortgage on your

personal residence unless it is rented out; loans secured by automobiles, household furniture or appliances; and liabilities owed to certain relatives listed in instructions. See instructions for revolving charge accounts.

None

Category of Amount or Value (x)

Examples	Creditors (Name and Address)	Type of Liability	Date Incurred	Interest Rate	Term if applicable	Category of Amount or Value (x)																
						\$10,001 - \$15,000	\$15,001 - \$50,000	\$50,001 - \$100,000	\$100,001 - \$250,000	\$250,001 - \$500,000	\$500,001 - \$1,000,000	Over \$1,000,000*	\$1,000,001 - \$5,000,000	\$5,000,001 - \$25,000,000	\$25,000,001 - \$50,000,000	Over \$50,000,000						
	First District Bank, Washington, DC John Jones, Washington, DC	Mortgage on rental property, Delaware Promissory note	1991 1999	8% 10%	25 yrs. on demand																	
1	Aspire Resources Inc., West Des Moines, IA	Student Loan (Spouse)	2004	2.625%	25yrs							X										
2	Arvest Mortgage Company, Bentonville, AR	Mortgage (Primary Residence)	2011	3.625%	15 yrs								X									
3																						
4																						
5																						

* This category applies only if the liability is solely that of the filer's spouse or dependent children. If the liability is that of the filer or a joint liability of the filer with the spouse or dependent children, mark the other higher categories, as appropriate.

Part II: Agreements or Arrangements

Report your agreements or arrangements for: (1) continuing participation in an employee benefit plan (e.g. pension, 401k, deferred compensation); (2) continuation of payment by a former employer (including severance payments); (3) leaves

of absence; and (4) future employment. See instructions regarding the reporting of negotiations for any of these arrangements or benefits.

None

Example	Status and Terms of any Agreement or Arrangement	Parties	Date
	Pursuant to partnership agreement, will receive lump sum payment of capital account & partnership share calculated on service performed through 1/00.	Doe Jones & Smith, Hometown, State	7/85
1	I will divest my vested MetLife, Inc. stock options as soon as permitted following my confirmation, but no later than 60 days from my confirmation.	MetLife, Inc.	1/04
2	As soon as permitted following my confirmation, but no later than 60 days from my confirmation I will divest all of the MetLife, Inc. common stock that I receive through the MetLife, Inc. Non-Management Directors Deferred Compensation Plan.	MetLife, Inc.	1/04
3	I will continue to participate in the Bill and Melinda Gates Foundation 457(b), 403(b) and 401(k) plans. All of the holdings of these plans are reported on Schedule A. The Foundation has not made any further contributions since my resignation.	Bill and Melinda Gates Foundation	4/01
4	Pursuant to my employment agreement and company policy, I will receive a cash incentive payment for services rendered in fiscal year 2013.	Wal-Mart Stores, Inc.	10/11
5	In accordance with the Walmart Deferred Compensation Matching Plan, a portion of my salary was deferred. The deferred salary will be paid to me by Wal-Mart Stores, Inc. in a lump sum within 60 days of my resignation.	Wal-Mart Stores, Inc.	10/11
6	Vested Wal-Mart Stores, Inc. performance shares: Pursuant to the company plan, I will receive Wal-Mart Stores, Inc. stock. I will divest the stock as soon as permitted following my confirmation but no later than 90 days from confirmation.	Wal-Mart Stores, Inc.	10/11

Reporting Individual's Name Burwell, Sylvia M.	SCHEDULE C	Page Number 15
--	-------------------	--------------------------

Part I: Liabilities

Report liabilities over \$10,000 owed to any one creditor at any time during the reporting period by you, your spouse, or dependent children. Check the highest amount owed during the reporting period. Exclude a mortgage on your

personal residence unless it is rented out, loans secured by automobiles, household furniture or appliances; and liabilities owed to certain relatives listed in instructions. See instructions for revolving charge accounts.

None

Category of Amount or Value (x)

Examples	Creditors (Name and Address)	Type of Liability	Date Incurred	Interest Rate	Term if applicable	\$10,001 - \$15,000	\$15,001 - \$50,000	\$50,001 - \$100,000	\$100,001 - \$250,000	\$250,001 - \$500,000	\$500,001 - \$1,000,000	Over \$1,000,000*	\$1,000,001 - \$5,000,000	\$5,000,001 - \$25,000,000	\$25,000,001 - \$50,000,000	Over \$50,000,000
						<input type="checkbox"/>	<input type="checkbox"/>	<input type="checkbox"/>	<input type="checkbox"/>	<input type="checkbox"/>	<input type="checkbox"/>	<input type="checkbox"/>	<input type="checkbox"/>	<input type="checkbox"/>	<input type="checkbox"/>	<input type="checkbox"/>
	First District Bank, Washington, DC John Jones, Washington, DC	Mortgage on rental property, Delaware Promissory note	1991 1999	8% 10%	25 yrs. on demand			x		x						
1																
2																
3																
4																
5																

* This category applies only if the liability is solely that of the filer's spouse or dependent children. If the liability is that of the filer or a joint liability of the filer with the spouse or dependent children, mark the other higher categories, as appropriate.

Part II: Agreements or Arrangements

Report your agreements or arrangements for: (1) continuing participation in an employee benefit plan (e.g. pension, 401k, deferred compensation); (2) continuation of payment by a former employer (including severance payments); (3) leaves

of absence; and (4) future employment. See instructions regarding the reporting of negotiations for any of these arrangements or benefits.

None

Example	Status and Terms of any Agreement or Arrangement	Parties	Date
	Pursuant to partnership agreement, will receive lump sum payment of capital account & partnership share calculated on service performed through 1/00	Doe Jones & Smith, Hometown, State	7/85
1	I will forfeit any unvested Wal-Mart Stores, Inc. performance shares at my resignation.	Wal-Mart Stores, Inc.	10/11
2	I will forfeit any unvested Wal-Mart Stores, Inc. restricted stock at my resignation.	Wal-Mart Stores, Inc.	10/11
3			
4			
5			
6			

Reporting Individual's Name Burwell, Sylvia M.	SCHEDULE D	Page Number 16
---	-------------------	-------------------

Part I: Positions Held Outside U.S. Government

Report any positions held during the applicable reporting period, whether compensated or not. Positions include but are not limited to those of an officer, director, trustee, general partner, proprietor, representative, employee, or

consultant of any corporation, firm, partnership, or other business enterprise or any non-profit organization or educational institution. **Exclude** positions with religious, social, fraternal, or political entities and those solely of an honorary nature.

None

	Organization (Name and Address)	Type of Organization	Position Held	From (Mo., Yr.)	To (Mo., Yr.)
Examples	Nat'l Assn. of Rock Collectors, NY, NY Doe Jones & Smith, Hometown, State	Non-profit education Law firm	President Partner	6/92 7/85	Present 1/00
1	Bill and Melinda Gates Foundation, Seattle, WA	Private Foundation	President, Global Development	4/01	11/11
2	MetLife, Inc., New York, NY	Insurance Company	Director	1/04	Present
3	Wal-Mart Stores, Inc., Bentonville, AR	Retail Company	President, Walmart Foundation & Vice President, Walmart Stores,	1/12	Present
4	Council on Foreign Relations, Washington, DC	Non-Profit	Member, Board of Directors	6/07	Present
5	Pete G. Peterson Foundation, New York, NY	Non-Profit	Advisory Board Member	12/09	Present
6	The Nike Foundation, Beaverton, OR	Corporate Foundation	Advisory Group	3/05	Present

Part II: Compensation in Excess of \$5,000 Paid by One Source

Report sources of more than \$5,000 compensation received by you or your business affiliation for services provided directly by you during any one year of the reporting period. This includes the names of clients and customers of any corporation, firm, partnership, or other business enterprise, or any other

non-profit organization when you directly provided the services generating a fee or payment of more than \$5,000. You need not report the U.S. Government as a source.

Do not complete this part if you are an Incumbent, Termination Filer, or Vice Presidential or Presidential Candidate.

None

	Source (Name and Address)	Brief Description of Duties
Examples	Doe Jones & Smith, Hometown, State Metro University (client of Doe Jones & Smith), Moneytown, State	Legal services Legal services in connection with university construction
1	MetLife, Inc., New York, NY	Board Service
2	Wal-Mart Stores, Inc., Bentonville, AR	Employment as President, Walmart Foundation; Vice President, Wal-Mart Stores, Inc.
3	Bill and Melinda Gates Foundation, Seattle, WA	President, Global Development
4		
5		
6		

Reporting Individual's Name Burwell, Sylvia M.	SCHEDULE D	Page Number 17
--	-------------------	--------------------------

Part I: Positions Held Outside U.S. Government

Report any positions held during the applicable reporting period, whether compensated or not. Positions include but are not limited to those of an officer, director, trustee, general partner, proprietor, representative, employee, or

consultant of any corporation, firm, partnership, or other business enterprise or any non-profit organization or educational institution. Exclude positions with religious, social, fraternal, or political entities and those solely of an honorary nature.

None

	Organization (Name and Address)	Type of Organization	Position Held	From (Mo., Yr.)	To (Mo., Yr.)
Examples	Nat'l Assn. of Rock Collectors, NY, NY Doe Jones & Smith, Hometown, State	Non-profit education Law firm	President Partner	6/92 7/85	Present 1/00
1	ALS Evergreen Chapter, Kent, WA	Non-Profit	Advisory Board Member	1/08	Present
2	Alliance for a Green Revolution in Africa (AGRA), Westlands, Nairobi	Non-Profit	Board Member	2007	2011
3					
4					
5					
6					

Part II: Compensation in Excess of \$5,000 Paid by One Source

Report sources of more than \$5,000 compensation received by you or your business affiliation for services provided directly by you during any one year of the reporting period. This includes the names of clients and customers of any corporation, firm, partnership, or other business enterprise, or any other

non-profit organization when you directly provided the services generating a fee or payment of more than \$5,000. You need not report the U.S. Government as a source.

Do not complete this part if you are an Incumbent, Termination Filer, or Vice Presidential or Presidential Candidate.

None

	Source (Name and Address)	Brief Description of Duties
Examples	Doe Jones & Smith, Hometown, State Metro University (client of Doe Jones & Smith), Moneytown, State	Legal services Legal services in connection with university construction
1		
2		
3		
4		
5		
6		

March 4, 2013

Jonathan E. Rackoff
Assistant General Counsel and
Designated Agency Ethics Official
Office of Management and Budget
725 17th Street, NW, Room 5001
Washington, DC 20503

Re: Ethics Agreement

Dear Mr. Rackoff:

The purpose of this letter is to describe the steps that I will take to avoid any actual or apparent conflict of interest in the event that I am confirmed for the position of Director, Office of Management and Budget.

As required by 18 U.S.C. § 208(a), I will not participate personally and substantially in any particular matter that has a direct and predictable effect on my financial interests or those of any person whose interests are imputed to me, unless I first obtain a written waiver, pursuant to 18 U.S.C. § 208(b)(1), or qualify for a regulatory exemption, pursuant to 18 U.S.C. § 208(b)(2). I understand that the interests of the following persons are imputed to me: any spouse or minor child of mine; any general partner of a partnership in which I am a limited or general partner; any organization in which I serve as officer, director, trustee, general partner or employee; and any person or organization with which I am negotiating or have an arrangement concerning prospective employment.

Promptly after confirmation, but no later than 90 days from my confirmation, I will divest my interests in the following entities:

- Amazon.com, Inc.;
- ING Global Real Estate Fund;
- Vanguard REIT Index Fund(VGSNX); and
- Nuveen Real Estate Securities Fund (FARCX)

With regard to each of these entities, I will not participate personally and substantially in any particular matter that has a direct and predictable effect on the financial interests of the entity until I have divested it, unless I first obtain a written waiver, pursuant to 18 U.S.C. § 208(b)(1), or qualify for a regulatory exemption, pursuant to 18 U.S.C. § 208(b)(2).

Upon confirmation, I will resign from my position with MetLife, Inc. I own shares of MetLife, Inc. common stock. I also own vested stock options for shares of MetLife, Inc. common stock. I do not own any unvested stock options for shares of MetLife, Inc. common stock. In addition, under the MetLife Non-Management Director Deferred Compensation Plan, I have a vested interest in the MetLife Deferred Stock Account, which is paid to me in the form of

MetLife, Inc. common stock. I previously elected to receive some of the common stock awards in a lump sum payment at resignation and some of the common stock awards in annual installments. The installment payments will be accelerated, and I will receive the MetLife, Inc. common stock at resignation. As soon as permitted following my confirmation, but no later than 60 days from my confirmation, I will divest all of my common stock and all of my vested stock options. If I divest the stock options by exercising them, I will divest the resulting shares of MetLife, Inc. common stock as soon as permitted following my confirmation, but no later than 60 days from my confirmation. Until I have divested all of these financial interests, I will not participate personally and substantially in any particular matter that has a direct and predictable effect on the financial interests of MetLife, Inc., unless I first obtain a written waiver, pursuant to 18 U.S.C. § 208(b)(1), or qualify for a regulatory exemption, pursuant to 18 U.S.C. § 208(b)(2). In addition, for a period of one year after my resignation, I will not participate personally and substantially in any particular matter involving specific parties in which MetLife, Inc. is a party or represents a party, unless I am first authorized to participate, pursuant to 5 C.F.R. § 2635.502(d).

Upon confirmation, I will resign from my positions as President of the Walmart Foundation and Vice President of Wal-Mart Stores, Inc. In accordance with the Walmart Deferred Compensation Matching Plan, a portion of my salary was deferred. The deferred salary will be paid to me by Wal-Mart Stores, Inc. in a lump sum within 60 days of my resignation as an officer of Wal-Mart Stores, Inc. In addition, I will receive a cash incentive payment for the work I performed during fiscal year 2013, ended January 31, 2013. The amount of the cash incentive payment will be fixed on February 27, 2013. I will receive a portion of the cash incentive payment before March 15, 2013, and a portion of the cash incentive payment will be paid to me within 60 days of my resignation as an officer of Wal-Mart Stores, Inc. I will not receive a cash incentive or other bonus for fiscal year 2014, which began February 1, 2013. Until I have received these payments, I will not participate personally and substantially in any particular matter that has a direct and predictable effect on the ability or willingness of Wal-Mart Stores, Inc. to make these payments to me, unless I first obtain a written waiver, pursuant to 18 U.S.C. § 208(b)(1). In addition, for a period of one year after my resignation, I will not participate personally and substantially in any particular matter involving specific parties in which the Walmart Foundation or Wal-Mart Stores, Inc. is a party or represents a party, unless I am first authorized to participate, pursuant to 5 C.F.R. § 2635.502(d).

I own unvested Wal-Mart Stores, Inc. restricted stock and unvested performance shares (which are rights to receive shares of Wal-Mart Stores, Inc. common stock if certain performance conditions are met). Upon my resignation from my positions as President of the Walmart Foundation and Vice President of Wal-Mart Stores, Inc., I will forfeit all unvested performance shares and unvested restricted stock. In addition, I have vested Wal-Mart Stores, Inc. performance shares. These shares will be converted into Wal-Mart Stores, Inc. common stock prior to March 15, 2013. A portion of the shares of common stock will be distributed directly to me, and a portion will be deferred pursuant to the Wal-Mart Stores, Inc. Stock Incentive Plan of 2010 (the "SIP"). The shares of common stock deferred into the SIP will be distributed to me as soon as permitted, but no later than 60 days from my confirmation. As soon as permitted following my confirmation, but no later than 90 days from my confirmation, I will divest all of my shares of Wal-Mart Stores, Inc. stock. Until I have divested all of these financial interests, I

will not participate personally and substantially in any particular matter that has a direct and predictable effect on the financial interests of the Wal-Mart Stores, Inc., unless I first obtain a written waiver, pursuant to 18 U.S.C. § 208(b)(1), or qualify for a regulatory exemption, pursuant to 18 U.S.C. § 208(b)(2).

Upon confirmation, I will resign from my positions with the following entities:

- The Council on Foreign Relations; and
- The Nike Foundation.

For a period of one year after my resignation from each of these entities, I will not participate personally and substantially in any particular matter involving specific parties in which that entity is a party or represents a party, unless I am first authorized to participate, pursuant to 5 C.F.R. § 2635.502(d).

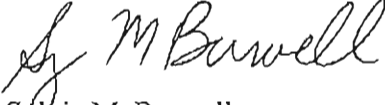
Upon confirmation, I will resign from my positions with the following entities:

- ALS Evergreen Chapter; and
- Pete G. Peterson Foundation.

I understand that as an appointee I am required to sign the Ethics Pledge (Exec. Order No. 13490) and that I will be bound by the requirements and restrictions therein in addition to the commitments I have made in this and any other ethics agreement.

I have been advised that this ethics agreement will be posted publicly, consistent with 5 U.S.C. § 552, on the website of the U.S. Office of Government Ethics with other ethics agreements of Presidential nominees who file public financial disclosure reports.

Sincerely,



Sylvia M. Burwell