



Noteworthy Contributor Summary

**WELLPOINT INC**

See this contributor's donations on the new [beta FollowTheMoney](#).

Total Given in 2006: **\$313,675 (437 records)**

Contributor Type: **Institution**



This contributor is also registered as a lobbyist client in one or more states, see details [here](#).



**Finance, Insurance & Real Estate**  
Insurance  
Accident & health insurance

PACs Used: **WELLPAC**

All 2012 2011 2010 2009 2008 2007 2006 2005 2004 2003

**TABLE 1: Total WELLPOINT INC Contributions in 2006**

| Contribution Source           | Included in Total? | Total                               |
|-------------------------------|--------------------|-------------------------------------|
| WELLPOINT INC*                | always             | \$313,675                           |
| Subsidiaries of WELLPOINT INC | no                 | \$1,722,582 <a href="#">Include</a> |
| Employees of WELLPOINT INC    | no                 | \$84,842 <a href="#">Include</a>    |
| <b>Grand Total</b>            |                    | <b>\$313,675 (See Records)</b>      |

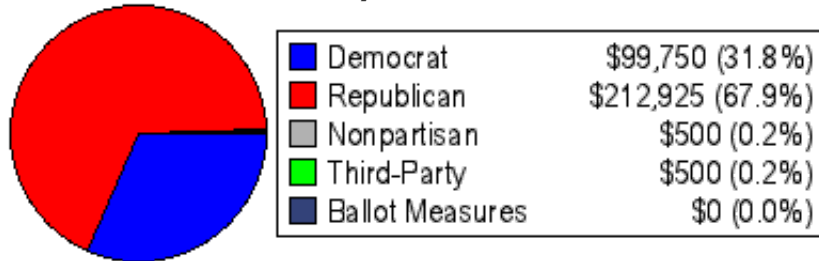
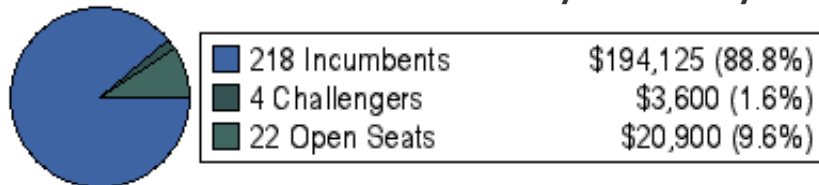
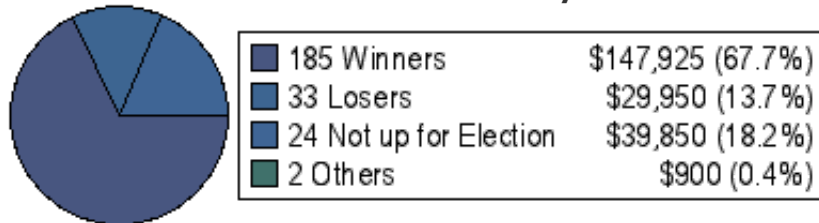
\*Includes contributions from Political Action Committees  
The grand total presented above will be used in all displays and breakdowns below. To include or exclude different sources of contributions click the Include or Exclude link above.

[return to top](#)

**Contributions Breakdown**

**TABLE 2: Contributions by Political Affiliation in 2006**

| Party           | Records | Total     | % of Overall |
|-----------------|---------|-----------|--------------|
| Democrat        | 157     | \$99,750  | 31.80%       |
| Republican      | 278     | \$212,925 | 67.88%       |
| Nonpartisan     | 1       | \$500     | 0.16%        |
| Third Party     | 1       | \$500     | 0.16%        |
| Ballot Measures | 0       | \$0       | 0.00%        |

**FIGURE A: Contributions by Political Affiliation in 2006****FIGURE B: Contributions to Candidates by Incumbency in 2006****FIGURE C: Contributions to Candidates by Election Status in 2006**

[return to top](#)

## Geographic Breakdown

Interested in maps? See this geographic breakdown in a national overview map--complete with options to filter and download. Click [here](#).



Results: 1-10 of 10



**TABLE 3: Contributions by State in 2006**

| State         | Records | ↓Total↓   |
|---------------|---------|-----------|
| Ohio          | 194     | \$123,825 |
| Indiana       | 97      | \$65,300  |
| New York      | 2       | \$34,000  |
| Texas         | 40      | \$30,750  |
| Kentucky      | 30      | \$22,000  |
| Maine         | 11      | \$14,500  |
| New Hampshire | 15      | \$11,750  |
| Colorado      | 46      | \$10,300  |
| Wisconsin     | 1       | \$1,000   |
| Illinois      | 1       | \$250     |

[return to top](#)

### Contributions to Candidates

All Candidates: 244

Total Amount: \$218,625



Results: 1-50 of 73  
Page: 1 2



The information in this table has been filtered and only represents records that matched the following: State contains 'oh'. To clear the filter click [here](#).

**TABLE 4: Contributions to Candidates in 2006**

| Candidate                           | State | Office                         | Election Status         | Party      | Records | ↓Total↓                             |
|-------------------------------------|-------|--------------------------------|-------------------------|------------|---------|-------------------------------------|
| HARRIS, BILL                        | OH    | SENATE                         | Won                     | REPUBLICAN | 6       | \$5,750 <a href="#">See Records</a> |
| HUSTED, JON                         | OH    | HOUSE                          | Won                     | REPUBLICAN | 4       | \$5,500 <a href="#">See Records</a> |
| STIVERS, STEVE                      | OH    | SENATE                         | Not Up For Election     | REPUBLICAN | 7       | \$5,300 <a href="#">See Records</a> |
| DEWINE, KEVIN                       | OH    | HOUSE                          | Won                     | REPUBLICAN | 5       | \$3,800 <a href="#">See Records</a> |
| BLACKWELL, J KENNETH & RAGA, THOMAS | OH    | GOVERNOR / LIEUTENANT GOVERNOR | Lost - General Election | REPUBLICAN | 3       | \$3,500 <a href="#">See Records</a> |
| STRICKLAND, TED & FISHER, LEE       | OH    | GOVERNOR / LIEUTENANT GOVERNOR | Won                     | DEMOCRAT   | 2       | \$3,500 <a href="#">See Records</a> |
| MONTGOMERY, BETTY                   | OH    | ATTORNEY GENERAL               | Lost - General Election | REPUBLICAN | 3       | \$2,500 <a href="#">See Records</a> |
| SMITH, GEOFFREY C                   | OH    | HOUSE                          | Lost - General Election | REPUBLICAN | 4       | \$2,300 <a href="#">See Records</a> |

|                  |    |         | Election                      |            |   |         |             |
|------------------|----|---------|-------------------------------|------------|---|---------|-------------|
| GARDNER, RANDY   | OH | SENATE  | Not Up<br>For<br>Election     | REPUBLICAN | 3 | \$2,050 | See Records |
| BOCCIERI, JOHN A | OH | SENATE  | Won                           | DEMOCRAT   | 4 | \$2,000 | See Records |
| JACOBSON, JEFF   | OH | SENATE  | Not Up<br>For<br>Election     | REPUBLICAN | 3 | \$1,900 | See Records |
| FABER, KEITH     | OH | HOUSE   | Won                           | REPUBLICAN | 4 | \$1,800 | See Records |
| BEATTY, JOYCE    | OH | HOUSE   | Won                           | DEMOCRAT   | 2 | \$1,750 | See Records |
| GOODMAN, DAVID   | OH | SENATE  | Won                           | REPUBLICAN | 4 | \$1,650 | See Records |
| RAUSSEN, JIM     | OH | HOUSE   | Won                           | REPUBLICAN | 3 | \$1,650 | See Records |
| SCHAFFER, TIM    | OH | SENATE  | Won                           | REPUBLICAN | 5 | \$1,650 | See Records |
| ZURZ, KIMBERLY A | OH | SENATE  | Not Up<br>For<br>Election     | DEMOCRAT   | 4 | \$1,600 | See Records |
| CAREY JR, JOHN A | OH | SENATE  | Won                           | REPUBLICAN | 3 | \$1,500 | See Records |
| REDFERN, CHRIS   | OH | HOUSE   | Won                           | DEMOCRAT   | 4 | \$1,450 | See Records |
| NIEHAUS, TOM     | OH | SENATE  | Not Up<br>For<br>Election     | REPUBLICAN | 3 | \$1,400 | See Records |
| BUEHRER, STEPHEN | OH | SENATE  | Won                           | REPUBLICAN | 2 | \$1,350 | See Records |
| COUGHLIN, KEVIN  | OH | SENATE  | Won                           | REPUBLICAN | 3 | \$1,300 | See Records |
| DANIELS, DAVID T | OH | HOUSE   | Won                           | REPUBLICAN | 5 | \$1,250 | See Records |
| SPADA, ROBERT F  | OH | SENATE  | Not Up<br>For<br>Election     | REPUBLICAN | 2 | \$1,250 | See Records |
| AUSTRIA, STEVE   | OH | SENATE  | Not Up<br>For<br>Election     | REPUBLICAN | 3 | \$1,200 | See Records |
| HOTTINGER, JAY   | OH | HOUSE   | Won                           | REPUBLICAN | 3 | \$1,100 | See Records |
| WHITE, JOHN J    | OH | HOUSE   | Won                           | REPUBLICAN | 3 | \$1,000 | See Records |
| AMSTUTZ, RON     | OH | SENATE  | Not Up<br>For<br>Election     | REPUBLICAN | 2 | \$900   | See Records |
| CATES, GARY      | OH | SENATE  | Not Up<br>For<br>Election     | REPUBLICAN | 3 | \$900   | See Records |
| BOOK, TODD       | OH | HOUSE   | Won                           | DEMOCRAT   | 2 | \$750   | See Records |
| DRIEHAUS, STEVE  | OH | HOUSE   | Won                           | DEMOCRAT   | 3 | \$750   | See Records |
| FEDOR, TERESA    | OH | SENATE  | Won                           | DEMOCRAT   | 2 | \$750   | See Records |
| MILLER, DALE     | OH | SENATE  | Won                           | DEMOCRAT   | 2 | \$750   | See Records |
| TAYLOR, MARY     | OH | AUDITOR | Won                           | REPUBLICAN | 2 | \$750   | See Records |
| WISE, MARTHA W   | OH | SENATE  | Lost -<br>General<br>Election | REPUBLICAN | 1 | \$750   | See Records |

|                           |    |                                |                         |             |   |       |             |
|---------------------------|----|--------------------------------|-------------------------|-------------|---|-------|-------------|
| HARWOOD, SANDRA STABILE   | OH | HOUSE                          | Won                     | DEMOCRAT    | 3 | \$650 | See Records |
| STRAHORN, FRED            | OH | HOUSE                          | Won                     | DEMOCRAT    | 3 | \$650 | See Records |
| MASON, LANCE T            | OH | SENATE                         | Won                     | DEMOCRAT    | 2 | \$600 | See Records |
| PADGETT, JOY              | OH | SENATE                         | Not Up For Election     | REPUBLICAN  | 1 | \$600 | See Records |
| HOOPS, JAMES M            | OH | SENATE                         | Lost - Primary Election | REPUBLICAN  | 2 | \$550 | See Records |
| WOLPERT, LARRY            | OH | HOUSE                          | Won                     | REPUBLICAN  | 3 | \$550 | See Records |
| BACON, KEVIN              | OH | HOUSE                          | Won                     | REPUBLICAN  | 1 | \$500 | See Records |
| CARMICHAEL, JIM           | OH | HOUSE                          | Won                     | REPUBLICAN  | 1 | \$500 | See Records |
| CUPP, ROBERT R            | OH | SUPREME COURT                  | Won                     | NONPARTISAN | 1 | \$500 | See Records |
| KEARNEY, ERIC H           | OH | SENATE                         | Won                     | DEMOCRAT    | 1 | \$500 | See Records |
| MARTIN, EARL J            | OH | HOUSE                          | Lost - General Election | REPUBLICAN  | 2 | \$500 | See Records |
| PETRO, JIM & PADGETT, JOY | OH | GOVERNOR / LIEUTENANT GOVERNOR | Lost - Primary Election | REPUBLICAN  | 1 | \$500 | See Records |
| ROBERTS, TOM              | OH | SENATE                         | Won                     | DEMOCRAT    | 2 | \$500 | See Records |
| FLOWERS, LARRY L          | OH | HOUSE                          | Won                     | REPUBLICAN  | 2 | \$450 | See Records |
| WIDENER, CHRISTOPHER R    | OH | HOUSE                          | Won                     | REPUBLICAN  | 2 | \$450 | See Records |

[return to top](#)

### Contributions to Party Committees

All Party Committees: 17  
 Total Amount: \$95,050



Results: 1-17 of 17



**TABLE 5: Contributions to Party Committees in 2006**

| Committee                                      | State | Party      | Records | ↓Total↓              |
|--|-------|------------|---------|----------------------|
| SENATE REPUBLICAN CAMPAIGN CMTE OF NEW YORK    | NY    | REPUBLICAN | 1       | \$24,000 See Records |
| REPUBLICAN SENATE CAMPAIGN CMTE OF OHIO        | OH    | REPUBLICAN | 8       | \$18,000 See Records |
| OHIO HOUSE REPUBLICAN CAMPAIGN CMTE            | OH    | REPUBLICAN | 5       | \$12,000 See Records |
| HOUSE DEMOCRATIC CAUCUS FUND OF OHIO           | OH    | DEMOCRAT   | 8       | \$7,600 See Records  |
| INDIANA DEMOCRATIC PARTY                       | IN    | DEMOCRAT   | 2       | \$4,800 See Records  |
| OHIO SENATE DEMOCRATS                          | OH    | DEMOCRAT   | 7       | \$4,750 See Records  |
| HOUSE REPUBLICAN CAMPAIGN CMTE OF INDIANA      | IN    | REPUBLICAN | 2       | \$4,000 See Records  |
| SENATE DEMOCRATIC CAMPAIGN CMTE OF MAINE       | ME    | DEMOCRAT   | 3       | \$4,000 See Records  |
| HOUSE DEMOCRATIC CAMPAIGN CMTE OF MAINE        | ME    | DEMOCRAT   | 2       | \$3,500 See Records  |
| HOUSE REPUBLICAN FUND OF MAINE                 | ME    | REPUBLICAN | 2       | \$3,500 See Records  |
| MAINE SENATE REPUBLICAN VICTORY FUND           | ME    | REPUBLICAN | 1       | \$2,250 See Records  |
| SENATE MAJORITY CAMPAIGN CMTE OF INDIANA       | IN    | REPUBLICAN | 2       | \$2,000 See Records  |
| INDIANA SENATE DEMOCRATIC CMTE                 | IN    | DEMOCRAT   | 4       | \$1,400 See Records  |
| HOUSE REPUBLICAN VICTORY PAC OF NEW HAMPSHIRE  | NH    | REPUBLICAN | 1       | \$1,000 See Records  |
| NEW HAMPSHIRE DEMOCRATIC PARTY                 | NH    | DEMOCRAT   | 1       | \$1,000 See Records  |
| REPUBLICAN ASSEMBLY CAMPAIGN CMTE OF WISCONSIN | WI    | REPUBLICAN | 1       | \$1,000 See Records  |
| NEW HAMPSHIRE SENATE DEMOCRATIC CAUCUS         | NH    | DEMOCRAT   | 1       | \$250 See Records    |

[return to top](#)

uggs outlet

[http://www.followthemoney.org/database/topcontributor.phtml?u=17056&y=2006&incs=0&ince=0&incf=0&incy=0&so1=a&filter1\[\]=&filter1\[\]=&filter1\[\]=&filter1\[\]=&filter1\[\]=&filter1\[\]=&filter1\[\]=&filter1\[\]="](http://www.followthemoney.org/database/topcontributor.phtml?u=17056&y=2006&incs=0&ince=0&incf=0&incy=0&so1=a&filter1[]=&filter1[]=&filter1[]=&filter1[]=&filter1[]=&filter1[]=&filter1[]=&filter1[]=)

833 N. Last Chance Gulch -- Helena, MT 59601

Phone: (406) 449-2480 | (406) 457-2091 (fax)

© Copyright 1999-2014 National Institute on Money in State Politics

